Katalog: 8202029

EKSPOR MENURUT PROVINSI ASAL BARANG

https://www.bps.go.id

Tahun 2021

BADAN PUSAT STATISTIK

EKSPOR MENURUT
PROVINSI ASAL BARANG

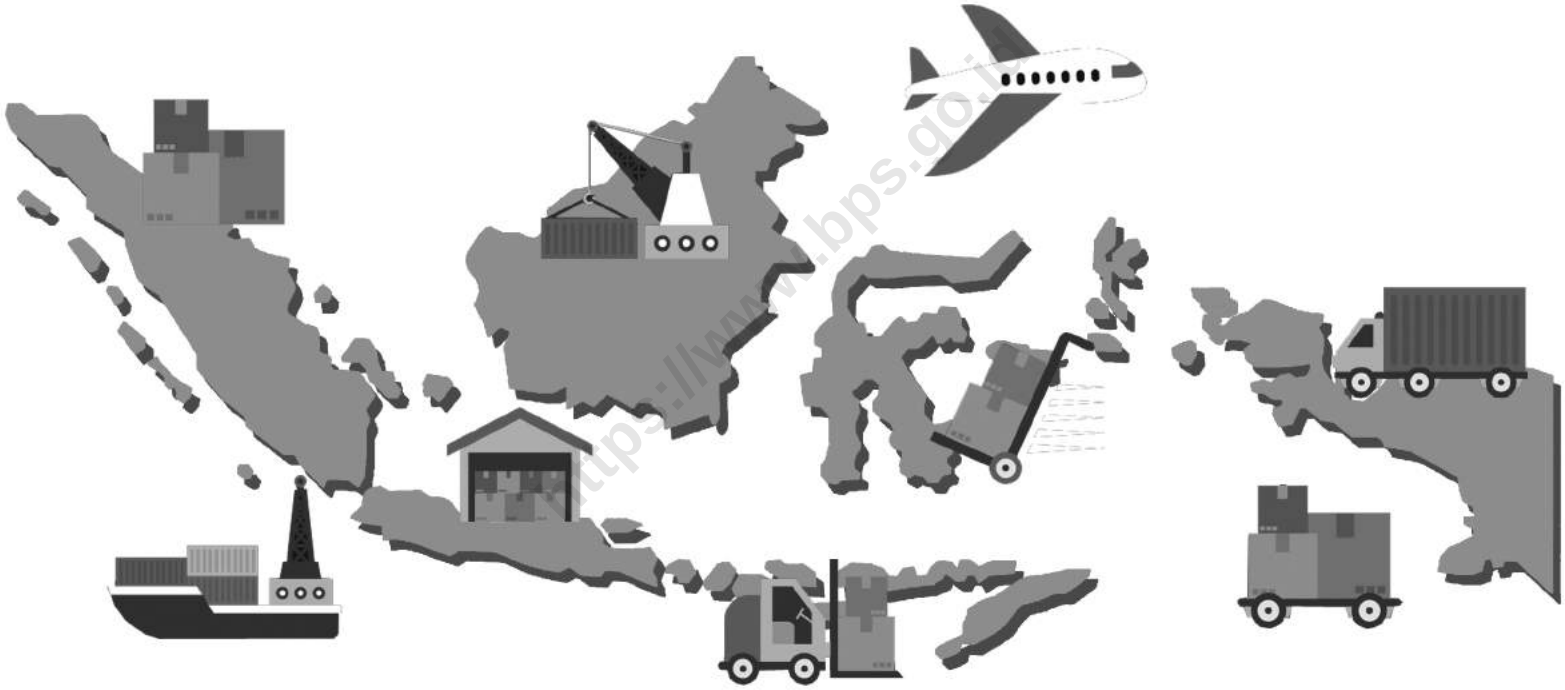

https://www.bps.go.id

Tahun 2021

BADAN PUSAT STATISTIK

Ekspor Menurut Provinsi Asal Barang Tahun 2021

ISSN : 2541-4739

No. Publikasi : 06100.2247

Katalog : 8202029

Ukuran Buku : -

Jumlah Halaman : xiv + 732 halaman

Naskah : Direktorat Statistik Distribusi

Penyunting : Direktorat Statistik Distribusi

Desain Kover oleh : Direktorat Statistik Distribusi

Penerbit :

© BPS RI

Pencetak : -

Sumber Ilustrasi : -

Dilarang mengumumkan, mendistribusikan, mengkomunikasikan, dan/atau menggandakan sebagian atau seluruh isi buku ini untuk tujuan komersial tanpa izin tertulis dari Badan Pusat Statistik

https://www.bps.go.id

Tim Penyusun

Pengarah:

Mila Hertinmalyana

Editor:

Mila Hertinmalyana

Herry Sulaiman

Penulis dan Pengolah Data:

Suheri

Untung Sumardi

Mulya Wiguna

Noviana Esti Purwaningsih

Perapihan Naskah:

Suheri

https://www.bps.go.id

KATA PENGANTAR

Publikasi Ekspor Menurut Provinsi Asal Barang Tahun 2021 ini merupakan salah satu rangkaian publikasi statistik ekspor tahunan yang diterbitkan Badan Pusat Statistik. Data yang diolah untuk menghasilkan publikasi ini bersumber dari Dokumen Pemberitahuan Ekspor Barang (PEB) dari Ditjen Bea dan Cukai Kementerian Keuangan dan Dokumen non-PEB (PT. Pos, pendataan perdagangan luar negeri di perbatasan laut, dan catatan administrasi dari Kementerian Kelautan dan Perikanan).

Publikasi inii menyajikan informasi mengenai perkembangan/pertumbuhan serta berat dan nilai ekspor dari 34 provinsi asal barang, yang dirinci menurut komoditas utama dan negara tujuan. Diharapkan publikasi dapat memenuhi kebutuhan pengguna data, khususnya para pemangku kepentingan di tingkat provinsi/kabupaten/kota akan data ekspor provinsi asal barang.

Ucapan terima kasih dan penghargaan yang setinggi-tingginya disampaikan kepada semua pihak yang telah membantu sehingga tersususnya publikasi ini.

https://www.bps.go.id

Jakarta, September 2022

Kepala Badan Pusat Statistik

Margo Yuwono

DAFTAR ISI

KATA PENGANTAR....iv
DAFTAR ISI....v
DAFTAR TABEL....vii
DAFTAR GAMBAR....xi
I PENDAHULUAN....1
1.1 Latar Belakang....1
1.2 Tujuan Penulisan....2
1.3 Ruang Lingkup....2

2 METODOLOGI....3
2.1 Data dan Sumber Data....3
2.2 Konsep dan Definisi....3

3 GAMBARAN UMUM....5
3.1 Ekspor Provinsi Asal Barang Aceh....7
3.2 Ekspor Provinsi Asal Barang Sumatera Utara....11
3.3 Ekspor Provinsi Asal Barang Sumatera Barat....15
3.4 Ekspor Provinsi Asal Barang Riau....19
3.5 Ekspor Provinsi Asal Barang Jambi....23
3.6 Ekspor Provinsi Asal Barang Sumatera Selatan....27
3.7 Ekspor Provinsi Asal Barang Bengkulu....31
3.8 Ekspor Provinsi Asal Barang Lampung....35
3.9 Ekspor Provinsi Asal Barang Bangka Belitung....39
3.10 Ekspor Provinsi Asal Barang Kepulauan Riau....43
3.11 Ekspor Provinsi Asal Barang DKI Jakarta....46
3.12 Ekspor Provinsi Asal Barang Jawa Barat....50
3.13 Ekspor Provinsi Asal Barang Jawa Tengah....54
3.14 Ekspor Provinsi Asal Barang D.I. Yogyakarta....58
3.15 Ekspor Provinsi Asal Barang Jawa Timur....62
3.16 Ekspor Provinsi Asal Barang Banten....66
3.17 Ekspor Provinsi Asal Barang Bali....70
3.18 Ekspor Provinsi Asal Barang Nusa Tenggara Barat....73
3.19 Ekspor Provinsi Asal Barang Nusa Tenggara Timur....76

https://www.bps.go.id

3.20 Ekspor Provinsi Asal Barang Kalimantan Barat 79
3.21 Ekspor Provinsi Asal Barang Kalimantan Tengah 83
3.22 Ekspor Provinsi Asal Barang Kalimantan Selatan 86
3.23 Ekspor Provinsi Asal Barang Kalimantan Timur 89
3.24 Ekspor Provinsi Asal Barang Kalimatan Utara 93
3.25 Ekspor Provinsi Asal Barang Sulawesi Utara 96
3.26 Ekspor Provinsi Asal Barang Sulawesi Tengah 99
3.27 Ekspor Provinsi Asal Barang Sulawesi Selatan 103
3.28 Ekspor Provinsi Asal Barang Sulawesi Tenggara 107
3.29 Ekspor Provinsi Asal Barang Gorontalo 111
3.30 Ekspor Provinsi Asal Barang Sulawesi Barat 114
3.31 Ekspor Provinsi Asal Barang Maluku 117
3.32 Ekspor Provinsi Asal Barang Maluku Utara 120
3.33 Ekspor Provinsi Asal Barang Papua Barat 123
3.34 Ekspor Provinsi Asal Barang Papua 126
Lampiran 129

https://www.bps.go.id

DAFTAR TABEL

Tabel 1. Perkembangan Nilai Ekspor Asal Barang Aceh Menurut Sektor Tahun 2019–2021..... 8
Tabel 2. Negara Tujuan Utama Ekspor Asal Barang Aceh Tahun 2017–2021 9
Tabel 3. Negara Tujuan dan Komoditas Utama Ekspor Asal Barang Aceh Tahun 2019–2021..... 10
Tabel 4. Perkembangan Nilai Ekspor Asal Barang Sumatera Utara Menurut Sektor Tahun 2019–2021..... 12
Tabel 5. Negara Tujuan Utama Ekspor Asal Barang Sumatera Utara Tahun 2017–2021..... 13
Tabel 6. Negara Tujuan dan Komoditas Utama Ekspor Asal Barang Sumatera Utara Tahun 2019–2021..... 14
Tabel 7. Perkembangan Nilai Ekspor Asal Barang Sumatera Barat Menurut Sektor Tahun 2019–2021..... 16
Tabel 8. Negara Tujuan Utama Ekspor Asal Barang Sumatera Barat Tahun 2017–2021 17
Tabel 9. Negara Tujuan dan Komoditas Utama Ekspor Asal Barang Sumatera Barat Tahun 2019–2021..... 18
Tabel 10. Perkembangan Nilai Ekspor Asal Barang Riau Menurut Sektor Tahun 2019–2021..... 20
Tabel 11. Negara Tujuan Utama Ekspor Asal Barang Riau Tahun 2017–2021 21
Tabel 12. Negara Tujuan dan Komoditas Utama Ekspor Asal Barang Riau Tahun 2019–2021 22
Tabel 13. Perkembangan Nilai Ekspor Asal Barang Jambi Menurut Sektor Tahun 2019–2021 ... 24
Tabel 14. Negara Tujuan Utama Ekspor Asal Barang Jambi Tahun 2017–2021 25
Tabel 15. Negara Tujuan dan Komoditas Utama Ekspor Asal Barang Jambi Tahun 2019–2021.. 26
Tabel 16. Perkembangan Nilai Ekspor Asal Barang Sumatera Selatan Menurut Sektor Tahun 2019–2021 27
Tabel 17. Negara Tujuan Utama Ekspor Asal Barang Sumatera Selatan Tahun 2017–2021..... 29
Tabel 18. Negara Tujuan Dan Komoditas Utama Ekspor Asal Barang Sumatera Selatan Tahun 2019–2021 30
Tabel 19. Perkembangan Nilai Ekspor Asal Barang Bengkulu Menurut Sektor Tahun 2019–2021 32
Tabel 20. Negara Tujuan Utama Ekspor Asal Barang Bengkulu Tahun 2017–2021 32
Tabel 21. Negara Tujuan Dan Komoditas Utama Ekspor Asal Barang Bengkulu Tahun 2019–2021 33
Tabel 22. Perkembangan Nilai Ekspor Asal Barang Lampung Menurut Sektor Tahun 2019–2021 35
Tabel 23. Negara Tujuan Utama Ekspor Asal Barang Lampung Tahun 2017–2021 36
Tabel 24. Negara Tujuan dan Komoditas Utama Ekspor Asal Barang Lampung Tahun 2019–2021 37
Tabel 25. Perkembangan Nilai Ekspor Asal Barang Kepulauan Bangka Belitung Menurut Sektor Tahun 2019–2021 40
Tabel 26. Negara Tujuan Utama Ekspor Asal Barang Kepulauan Bangka Belitung Tahun 2017–2021 41

https://www.bps.go.id

Tabel 27. Negara Tujuan dan Komoditas Utama Ekspor Asal Barang Kepulauan Bangka Belitung, Tahun 2019–2021 42
Tabel 28. Perkembangan Nilai Ekspor Asal Barang Kepulauan Riau Menurut Sektor Tahun 2019–2021 43
Tabel 29. Negara Tujuan Utama Ekspor Asal Barang Kepulauan Riau Tahun 2017–2021 44
Tabel 30. Negara Tujuan dan Komoditas Utama Ekspor Asal Barang Kepulauan Riau, Tahun 2019–2021 45
Tabel 31. Perkembangan Nilai Ekspor Asal Barang DKI Jakarta Menurut Sektor Tahun 2019–2021 47
Tabel 32. Negara Tujuan Utama Ekspor Asal Barang DKI Jakarta Tahun 2017–2021 48
Tabel 33. Negara Tujuan dan Komoditas Utama Ekspor Asal Barang DKI Jakarta Tahun 2019–2021 49
Tabel 34. Perkembangan Nilai Ekspor Asal Jawa Barat Menurut Sektor Tahun 2019–2021 51
Tabel 35. Negara Tujuan Utama Ekspor Asal Barang Jawa Barat Tahun 2017–2021 52
Tabel 36. Negara Tujuan Dan Komoditas Utama Ekspor Asal Barang Jawa Barat Tahun 2019–2021 53
Tabel 37. Perkembangan Nilai Ekspor Asal Barang Jawa Tengah Menurut Sektor Tahun 2019–2021 55
Tabel 38. Negara Tujuan Utama Ekspor Asal Barang Jawa Tengah Tahun 2017–2021..... 56
Tabel 39. Negara Tujuan Dan Komoditas Utama Ekspor Asal Barang Jawa Tengah Tahun 2019–2021 57
Tabel 40. Perkembangan Nilai Ekspor Asal Barang DI Yogyakarta Menurut Sektor Tahun 2019–2021 59
Tabel 41. Negara Tujuan Utama Ekspor Asal Barang DI Yogyakarta Tahun 2017–2021 59
Tabel 42. Negara Tujuan Dan Komoditas Utama Ekspor Asal Barang DI Yogyakarta Tahun 2019–2021 60
Tabel 43. Perkembangan Nilai Ekspor Asal Barang Jawa Timur Menurut Sektor Tahun 2019–2021 62
Tabel 44. Negara Tujuan Utama Ekspor Asal Barang Jawa Timur Tahun 2017–2021 63
Tabel 45. Negara Tujuan Dan Komoditas Utama Ekspor Asal Barang Jawa Timur Tahun 2019–2021 64
Tabel 46. Negara Tujuan Dan Komoditas Utama Ekspor Asal Barang Banten Tahun 2019–2021 66
Tabel 47. Negara Tujuan Utama Ekspor Asal Barang Banten Tahun 2017–2021..... 67
Tabel 48. Negara Tujuan Dan Komoditas Utama Ekspor Asal Banten Tahun 2019–2021 68
Tabel 49. Perkembangan Nilai Ekspor Asal Barang Bali Menurut Sektor Tahun 2019–2021..... 71
Tabel 50. Negara Tujuan Utama Ekspor Asal Barang Bali Tahun 2017–2021 71
Tabel 51. Negara Tujuan Dan Komoditas Utama Ekspor Asal Barang Bali Tahun 2019–2021 72
Tabel 52. Perkembangan Nilai Ekspor Asal Barang Nusa Tenggara Barat Menurut Sektor Tahun 2019–2021 73
Tabel 53. Negara Tujuan Utama Ekspor Asal Barang Nusa Tenggara Barat Tahun 2017–2021 .. 74
Tabel 54. Negara Tujuan Dan Komoditas Utama Ekspor Asal Barang Nusa Tenggara Barat Tahun 2019–2021 75

https://www.bps.go.id

Tabel 55. Perkembangan Nilai Ekspor Asal Barang Nusa Tenggara Timur Menurut Sektor Tahun 2019–2021 77
Tabel 56. Negara Tujuan Utama Ekspor Asal Barang Nusa Tenggara Timur Tahun 2017–2021 . 77
Tabel 57. Negara Tujuan Dan Komoditas Utama Ekspor Asal Barang Nusa Tenggara Timur Tahun 2019–2021 78
Tabel 58. Perkembangan Nilai Ekspor Asal Barang Kalimantan Barat Menurut Sektor Tahun 2019–2021 80
Tabel 59. Negara Tujuan Utama Ekspor Asal Barang Kalimantan Barat Tahun 2017–2021 81
Tabel 60. Negara Tujuan Dan Komoditas Utama Ekspor Asal Barang Kalimantan Barat Tahun 2019–2021 82
Tabel 61. Perkembangan Nilai Ekspor Asal Barang Kalimantan Tengah Menurut Sektor Tahun 2019–2021 84
Tabel 62. Negara Tujuan Utama Ekspor Asal Barang Kalimantan Tengah Tahun 2017–2021 84
Tabel 63. Negara Tujuan Dan Komoditas Utama Ekspor Asal Barang Kalimantan Tengah Tahun 2019–2021 85
Tabel 64. Perkembangan Nilai Ekspor Asal Barang Kalimantan Selatan Menurut Sektor Tahun 2019–2021 87
Tabel 65. Negara Tujuan Utama Ekspor Asal Barang Kalimantan Selatan Tahun 2017–2021 87
Tabel 66. Negara Tujuan Dan Komoditas Utama Ekspor Asal Barang Kalimantan Selatan Tahun 2019–2021 88
Tabel 67. Perkembangan Nilai Ekspor Asal Barang Kalimantan Timur Menurut Sektor Tahun 2019–2021 90
Tabel 68. Negara Tujuan Utama Ekspor Asal Barang Kalimantan Timur Tahun 2017–2021..... 91
Tabel 69. Negara Tujuan Dan Komoditas Utama Ekspor Asal Barang Kalimantan Timur Tahun 2019–2021 92
Tabel 70. Perkembangan Nilai Ekspor Asal Barang Kalimantan Utara Menurut Sektor Tahun 2019–2021 94
Tabel 71. Negara Tujuan Utama Ekspor Asal Barang Kalimantan Utara Tahun 2017–2021 95
Tabel 72. Negara Tujuan Dan Komoditas Utama Ekspor Asal Barang Kalimantan Utara Tahun 2019–2021 96
Tabel 73. Perkembangan Nilai Ekspor Asal Barang Sulawesi Utara Menurut Sektor Tahun 2019–2021 96
Tabel 74. Negara Tujuan Utama Ekspor Asal Barang Sulawesi Utara Tahun 2017–2021 97
Tabel 75. Negara Tujuan Dan Komoditas Utama Ekspor Asal Barang Sulawesi Utara Tahun 2019–2021 98
Tabel 76. Perkembangan Nilai Ekspor Asal Barang Sulawesi Tengah Menurut Sektor Tahun 2019–2021 100
Tabel 77. Negara Tujuan Utama Ekspor Asal Barang Sulawesi Tengah Tahun 2017–2021 100
Tabel 78. Negara Tujuan Dan Komoditas Utama Ekspor Asal Barang Sulawesi Tengah Tahun 2019–2021 101
Tabel 79. Perkembangan Nilai Ekspor Asal Barang Sulawesi Selatan Menurut Sektor Tahun 2019–2021 103
Tabel 80. Negara Tujuan Utama Ekspor Asal Barang Sulawesi Selatan Tahun 2017–2021 104
Tabel 81. Negara Tujuan Dan Komoditas Utama Ekspor Asal Barang Sulawesi Selatan

https://www.bps.go.id

Tahun 2019–2021 105
Tabel 82. Perkembangan Nilai Ekspor Asal Barang Sulawesi Tenggara Menurut Sektor Tahun 2019–2021 108
Tabel 83. Negara Tujuan Utama Ekspor Asal Barang Sulawesi Tenggara Tahun 2017–2021 109
Tabel 84. Negara Tujuan Dan Komoditas Utama Ekspor Asal Barang Sulawesi Tenggara Tahun 2019–2021 110
Tabel 85. Tabel Perkembangan Nilai Ekspor Asal Barang Gorontalo Tahun 2016 -2018..... 112
Tabel 86. Negara Tujuan Utama Ekspor Asal Barang Gorontalo Tahun 2015–2018..... 112
Tabel 87. Negara Tujuan Dan Komoditas Utama Ekspor Asal Barang Gorontalo Tahun 2019–2021 113
Tabel 88. Tabel Perkembangan Nilai Ekspor Asal Barang Sulawesi Barat Tahun 2016 -2018.... 114
Tabel 89. Negara Tujuan Utama Ekspor Asal Barang Sulawesi Barat Tahun 2017–2021 115
Tabel 90. Negara Tujuan Dan Komoditas Utama Ekspor Asal Barang Sulawesi Barat Tahun 2019–2021 116
Tabel 91. Tabel Perkembangan Nilai Ekspor Asal Barang Maluku Menurut Tahun 2019–2021 117
Tabel 92. Negara Tujuan Utama Ekspor Asal Barang Maluku Tahun 2017–2021 118
Tabel 93. Negara Tujuan Dan Komoditas Utama Ekspor Asal Barang Maluku Tahun 2019–2021 119
Tabel 94. Tabel Perkembangan Nilai Ekspor Asal Barang Maluku Utara Tahun 2019–2021 120
Tabel 95 Negara Tujuan Utama Ekspor Asal Barang Maluku Utara Tahun 2017–2021 121
Tabel 96. Negara Tujuan Dan Komoditas Utama Ekspor Asal Barang Maluku Utara Tahun 2019–2021 122
Tabel 97 Tabel Perkembangan Nilai Ekspor Asal Barang Papua Barat Tahun 2019–2021..... 123
Tabel 98. Negara Tujuan Utama Ekspor Asal Barang Papua Barat Tahun 2017–2021..... 124
Tabel 99. Negara Tujuan Dan Komoditas Utama Ekspor Asal Barang Papua Barat Tahun 2019–2021 125
Tabel 100. Tabel Perkembangan Nilai Ekspor Asal Barang Papua Tahun 2019–2021 126
Tabel 101. Negara Tujuan Utama Ekspor Asal Barang Papua Tahun 2017–2021 127
Tabel 102. Negara Tujuan Dan Komoditas Utama Ekspor Asal Barang Papua Tahun 2019–2021 128

https://www.bps.go.id

DAFTAR GAMBAR

Gambar 1. Perkembangan Nilai Ekspor Indonesia Menurut Sektor Tahun 2017—2021 6
Gambar 2. Persentase Nilai Ekspor Asal Barang Aceh Menurut Letak Pelabuhan Muat Tahun 2020–2021 7
Gambar 3. Persentase Nilai Ekspor Asal Barang Sumatera Utara Menurut Pelabuhan Muat Utama Tahun 2019–2021 11
Gambar 4. Persentase Nilai Ekspor Asal Sumatera Barat Menurut Letak Pelabuhan Muat Tahun 2020–2021 15
Gambar 5. Persentase Nilai Ekspor Asal Riau Menurut Letak Pelabuhan Muat Utama Tahun 2019–2021 19
Gambar 6. Persentase Nilai Ekspor Asal Jambi Menurut Letak Pelabuhan Muat Tahun 2020–2021 23
Gambar 7. Persentase Nilai Ekspor Asal Barang Sumatera Selatan Menurut Letak Pelabuhan Muat Tahun 2020–2021 27
Gambar 8. Persentase Nilai Muat Ekspor Bengkulu Menurut letak Pelabuhan Muat Tahun 2019–2021 31
Gambar 9. Persentase Nilai Muat Ekspor Bangka Belitung Menurut Pelabuhan Muat Utama Tahun 2019–2021 39
Gambar 10. Persentase Nilai Ekspor Asal DKI Jakarta Menurut Pelabuhan Muat Utama Tahun 2019–2021 46
Gambar 11. Persentase Nilai Muat Ekspor Jawa Barat Menurut Pelabuhan Muat Utama Tahun 2019–2021 50
Gambar 12. Persentase Nilai Ekspor Asal Barang Jawa Tengah Menurut Letak Pelabuhan Muat Tahun 2020–2021 54
Gambar 13. Persentase Nilai Ekspor Asal Barang D.I. Yogyakarta Menurut Pelabuhan Muat Utama Tahun 2019–2021 58
Gambar 14. Persentase Nilai Ekspor Asal Barang Jawa Timur Menurut Pelabuhan Muat Utama Tahun 2019–2021 62
Gambar 15. Persentase Nilai Ekspor Asal Barang Banten Menurut Letak Pelabuhan Muat Tahun 2020–2021 66
Gambar 16. Ekspor Asal Barang Bali Menurut Pelabuhan Muat Utama Tahun 2019–2021 70
Gambar 17. Persentase Nilai Ekspor Asal Nusa Tenggara Timur Menurut Pelabuhan Muat Tahun 2020–2021 76
Gambar 18. Ekspor Asal Barang Kalimantan Barat Menurut Pelabuhan Muat Utama Tahun 2020–2021 79
Gambar 19. Ekspor Asal Barang Kalimantan Tengah Menurut Pelabuhan Muat Utama Tahun 2019–2021 83
Gambar 20. Ekspor Asal Barang Kalimantan Selatan Menurut Pelabuhan Muat Utama Tahun 2020–2021 86
Gambar 21. Persentase Nilai Muat Ekspor Kalimantan Timur Menurut Pelabuhan Muat Tahun 2020–2021 89

https://www.bps.go.id

Gambar 22. Persentase Nilai Muat Ekspor Kalimantan Utara Menurut Pelabuhan Muat Tahun 2020–2021 93
Gambar 23. Persentase Nilai Muat Ekspor Sulawesi Tengah Menurut Pelabuhan Muat Tahun 2020–2021 99
Gambar 24. Persentase Nilai Muat Ekspor Sulawesi Tenggara Menurut Pelabuhan Muat Tahun 2020–2021 107
Gambar 25. Persentase Nilai Muat Ekspor Gorontalo Menurut letak Pelabuhan Muat Tahun 2020–2021 111

https://www.bps.go.id

EKSPOR ASAL BARANG MENURUT WILAYAH DAN SEKTOR TAHUN 2021



SUMATERA
US$ 65 445,3 Juta

Industri Pengolahan	83,63%
Migas	8,28%
Pertambangan	5,02%
Pertanian	3,07%

JAWA
US$ 92 948,7 Juta

Industri Pengolahan	95,87%
Migas	2,34%
Pertanian	1,76%
Pertambangan	0,02%
Lainnya	0,01%

BALI DAN NUSA TENGGARA
US$ 1 691,1 Juta

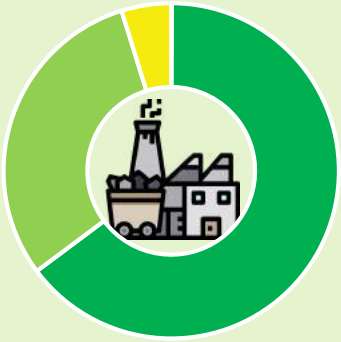

Pertambangan	64,74%
Industri Pengolahan	30,41%
Pertanian	4,79%
Migas	0,06%

KALIMANTAN
US$ 40 525,4 Juta

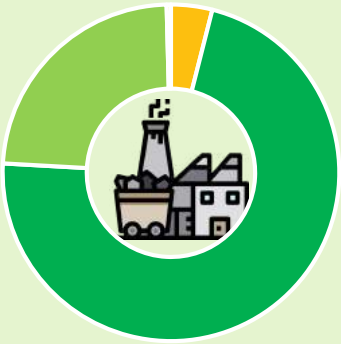

Pertambangan	71,93%
Industri Pengolahan	23,70%
Migas	3,96%
Pertanian	0,41%

SULAWESI
US$ 20 256,2 Juta

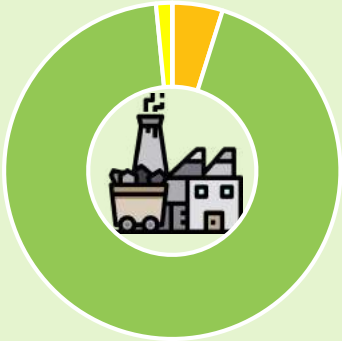

Industri Pengolahan	93,59%
Migas	4,85%
Pertanian	1,55%
Pertambangan	0,01%

MALUKU DAN PAPUA
US$ 10 742,8 Juta

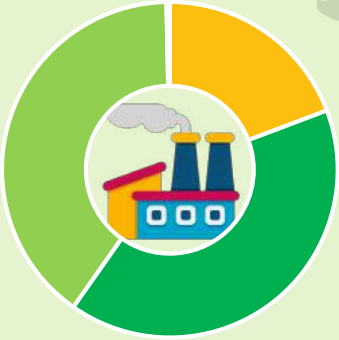

Pertambangan	40,49%
Industri Pengolahan	39,93%
Migas	19,26%
Pertanian	0,32%

https://www.bps.go.id

https://www.bps.go.id

PENJELASAN

1. Pendahuluan

1.1 Latar Belakang

Ekspor adalah kegiatan mengeluarkan barang dari pabean[1]. Sedangkan menurut rekomendasi yang tercantum dalam *manual International Merchandise Trade Statistics (IMTS) 2010*, statistik perdagangan internasional mencatat semua barang yang menambah atau mengurangi stok sumber daya suatu negara dengan cara masuk (impor) atau keluar (ekspor) ke/dari wilayah teritorial ekonominya. Jadi bisa disimpulkan bahwa ekspor adalah seluruh barang yang dibawa keluar dari wilayah suatu negara, baik bersifat komersial maupun bukan komersial (barang hibah, sumbangan, hadiah), serta barang yang akan diolah di luar negeri dan hasilnya dimasukkan kembali ke negara tersebut secara legal.

Seiring dengan perkembangan globalisasi, kegiatan ekspor maupun impor menjadi semakin penting karena merupakan salah satu penggerak perekonomian bagi suatu negara. Era globalisasi dan perdagangan bebas telah mendorong persaingan antar negara menjadi semakin ketat. Setiap negara, termasuk Indonesia, berusaha terus meningkatkan kuantitas dan juga kualitas ekspornya. Semua negara terus meningkatkan daya saing produknya agar lebih efisien dan laku di pasar internasional.

Dilihat dari perkembangan ekspor Indonesia, produk ekspor Indonesia didominasi oleh ekspor nonmigas. Selama periode 2017 sampai 2021 rata-rata peranan ekspor nonmigas Indonesia mencapai 92,75 persen, sedangkan rata-rata peranan ekspor migas hanya mencapai 7,25 persen. Ekspor migas dari tahun ke tahun memang menunjukkan kecenderungan menurun. Hal ini memberikan isyarat kepada pemerintah Indonesia untuk mengambil langkah kebijakan meningkatkan ekspor nonmigas.

[1]Pengertian dari daerah pabean itu sendiri adalah wilayah Republik Indonesia yang meliputi wilayah darat, perairan dan ruang udara di atasnya, serta tempat-tempat tertentu di Zona Ekonomi Ekslusif dan Landas Kontinen yang di dalamnya berlaku Undang-Undang No.10 tahun 1995 tentang Kepabeanan.

https://www.bps.go.id

Informasi mengenai perkembangan ekspor Indonesia menurut provinsi asal barang dan komoditas sangat diperlukan oleh pemerintah dalam menentukan kebijakan dalam bidang perdagangan, baik nasional maupun internasional. Pengetahuan tersebut juga penting bagi dunia usaha dalam menentukan strategi usahanya. Atas dasar inilah Subdirektorat Statistik Ekspor-Badan Pusat Statistik RI kembali menyusun publikasi ekspor menurut asal barang tahun 2021.

1.2 Tujuan Penulisan

Tujuan penyusunan publikasi ini adalah memberikan informasi atau gambaran mengenai kinerja ekspor Indonesia berdasarkan sektor, komoditas, dan negara tujuan menurut provinsi asal tahun 2017–2021.

1.3 Ruang Lingkup

Publikasi Ekspor menurut provinsi asal barang ini membahas mengenai perkembangan ekspor asal barang dari masing-masing provinsi. Beberapa hal yang menjadi catatan:

a. Ekspor kapal laut dan pesawat udara termasuk dalam statistik ekspor sedangkan ekspor bunker oil untuk kapal tidak tercatat dalam statistik ekspor.
b. Barang-barang yang akan diolah di luar negeri tetap dicatat sebagai ekspor, meskipun hasil olahan barang tersebut akan kembali masuk ke wilayah Indonesia.
c. Barang-barang berikut ini tidak termasuk dalam statistik ekspor, yaitu : pakaian dan barang-barang perhiasan penumpang, barang-barang yang dikirim untuk perwakilan Indonesia di luar negeri, barang-barang untuk ekspedisi dan ekshibisi/pameran, pembungkus/peti kemas untuk diisi di luar negeri, uang dan surat-surat berharga, barang-barang contoh dan barang-barang yang dikirim ke luar negeri untuk diperbaiki.

https://www.bps.go.id

2 Metodologi

2.1 Data dan Sumber Data

Data yang disajikan dalam publikasi ini adalah data ekspor Indonesia selama tahun 2017 sampai 2021. Data ekspor merupakan data yang berasal dari Direktorat Jenderal Bea Cukai (DJBC) berupa dokumen pemberitahuan ekspor barang (PEB), dokumen PT. Pos Indonesia, data instansi lain di perbatasan dan Pendataan Perdagangan Lintas Batas Laut yang selanjutnya dipublikasikan oleh Badan Pusat Statistik (BPS) setelah melalui berbagai proses validasi. Pencatatan statistik perdagangan luar negeri menggunakan sistem perdagangan umum (*general trade*) dimana pencatatan dilakukan dari dokumen PEB yang dimuat dari pelabuhan di seluruh wilayah Indonesia termasuk Kawasan Berikat dan data non-PEB. Untuk data yang ditampilkan dalam ulasan dari tahun 2017-2021, data ekspor yang digunakan berdasarkan kode *Harmonized System* (HS) 2017. Statistik ekspor dirinci dalam 2 kelompok besar yaitu ekspor migas dan nonmigas. Data komoditas berdasarkan kode HS yang kemudian dikelompokkan menjadi empat kategori, yaitu Kategori Pertanian, Kehutanan dan Perikanan; Kategori Pertambangan dan Penggalian; Kategori Industri Pengolahan; dan Kategori Lainnya. Data yang disajikan dalam publikasi ini mencakup berat atau volume ekspor (dalam satuan kg) dan nilai ekspor (dalam satuan US$).

https://www.bps.go.id

2.2 Konsep dan Definisi

Berikut adalah beberapa konsep dan definisi yang digunakan dalam publikasi ini :

a. **Ekspor** adalah seluruh barang yang dibawa keluar dari wilayah suatu negara, baik bersifat komersial maupun bukan komersial (barang hibah, sumbangan, hadiah), serta barang yang akan diolah di luar negeri dan hasilnya dimasukkan kembali ke negara tersebut secara legal.
b. **Dokumen Pemberitahuan Ekspor Barang (PEB)** adalah dokumen yang diisi oleh eksportir dan telah diberikan izin muat oleh Kantor Pelayanan Bea dan Cukai yang selanjutnya dikirim ke Badan Pusat Statistik (BPS) dan Bank Indonesia (BI).
c. **Dokumen non PEB** adalah data yang bersumber dari catatan instansi lain di perbatasan, PT. Pos Indonesia dan data hasil pendataan ekspor di beberapa perbatasan laut Indonesia.

d. **Pencatatan statistik ekspor** menggunakan sistem perdagangan umum (*general trade*) dimana pencatatan dilakukan dari dokumen PEB yang dimuat dari pelabuhan di seluruh wilayah Indonesia termasuk Kawasan Berikat serta ditambah dengan dokumen-dokumen non PEB.

e. **Kode *Harmonized System* (HS)** merupakan nomenklatur internasional untuk menggolongkan produk-produk perdagangan secara sistematis yang disusun oleh *World Customs Organization* (WCO) dengan tujuan untuk mempermudah penentuan tarif, transaksi perdagangan, pengangkutan dan analisa. Kode HS merupakan suatu kode dan bahasa ekonomi universal untuk barang serta alat yang sangat diperlukan dalam perdagangan internasional.

f. **Nilai barang** yang dicatat dalam statistik ekspor adalah *Free On Board* (FOB), yaitu nilai barang sampai di pelabuhan muat setelah barang dimuat ke kapal dalam satuan US$.

g. **Volume Barang** yang digunakan dalam statistik ekspor merupakan berat bersih dengan satuan kilogram (kg).

h. **Negara tujuan** adalah negara tujuan akhir yang diketahui dimana barang tersebut akan dikonsumsi atau diperdagangkan.

i. **Pelabuhan muat** ekpor adalah pelabuhan muat dimana surat izin muat ekspor tersebut dikeluarkan.

j. **Provinsi asal barang** ekspor adalah provinsi darimana barang ekspor itu berasal.

https://www.bps.go.id

3. Gambaran Umum

Jawa menjadi pusat kegiatan ekonomi Indonesia baik tingkat regional, nasional dan internasional, karena hampir 80 persen kegiatan ekonomi nasional berada di kawasan ini. Keadaan ini dapat dicapai karena difasilitasi oleh infrastruktur berupa: transportasi, jalan, jembatan, listrik dan pelabuhan baik udara maupun laut yang memadai sehingga kawasan ini juga menjadi pintu gerbang utama Indonesia menuju dunia internasional.

Karena fasilitas-fasilitas yang cukup memadai itulah banyak tumbuh kawasan-kawasan industri unggulan di beberapa daerah (provinsi) seperti: industri tekstil dan produk tekstil; industri makanan olahan; industri alat listrik; ukur, fotografi; industri besi/baja; industri kimia dan petrokimia yang berbasis di Banten. Industri tekstil, alat listrik, ukur, fotografi, otomotif, industri alas kaki, industri suku cadang kendaraan, industri bahan bangunan dan industri pupuk berbasis di Jawa Barat. Industri tekstil, dan industri penyulingan minyak bumi berkembang di Jawa Tengah. Sementara industri alat listrik, ukur dan fotografi, industri kertas dan barang dari kertas, industri teksil dan produk tekstil, industri kimia dan perkapalan berkembang pesat di Jawa Timur.

Sedangkan provinsi di luar Jawa lebih dominan menghasilkan komoditas ekspor berupa komoditas sumberdaya alam baik yang dapat diperbaharui maupun tidak seperti bahan tambang yang banyak dihasilkan di Kalimantan, Sulawesi, Maluku, dan Papua serta industri yang mengolah sumberdaya alam yang menghasilkan produk antara, seperti industri CPO dan petrokimia yang berkembang pesat di Sumatera dan Kalimantan.

Komposisi struktur ekspor Indonesia tahun 2017-2021 didominasi oleh ekspor sektor nonmigas yang peranannya semakin besar. Tahun 2017 berperan sebesar 90,67 persen atau senilai US$153,08 miliar, tahun 2018 berperan sebesar 90,46 persen atau senilai US$162,84 miliar dan 2019 berperan sebesar 92,97 persen atau senilai US$155,97 miliar. Sedangkan pada tahun 2020 dan 2021 peranan sektor nonmigas sebesar 94,94 dan 94,71 persen atau senilai US$154,94 miliar dan US$219,36 miliar.

Sebaliknya peranan ekspor migas menunjukan tren menurun, tahun 2017 berperan sebesar 9,33 persen atau senilai US$15,74 miliar, tahun 2018 berperan sebesar 9,54 persen atau senilai US$17,17 miliar, tahun 2019 berperan sebesar 7,03 persen atau US$11,79 miliar, tahun 2020 peranan sektor migas hanya mencapai 5,06 persen atau senilai US$8,25

https://www.bps.go.id

miliar, sedangkan tahun 2021 peranan sektor migas sedikit meningkat dibanding tahun lalu mencapai 5,29 persen mencapai US$12,25 miliar. Peningkatan peranan migas tahun 2021 dibandingkan dengan 2020 ditunjang dengan meningkatnya ekspor gas sebesar US$2,06 miliar menjadi US$7,45 miliar atau sebesar 38,11 persen, ekspor minyak mentah menjadi US$2,80 miliar atau meningkat sebesar 38,11 persen, dan ekspor hasil minyak menjadi US$2,00 miliar naik sebesar US$0,54 miliar atau sebesar 100,16 persen.

Gambar 1. Perkembangan Nilai Ekspor Indonesia
Menurut Sektor Tahun 2017—2021

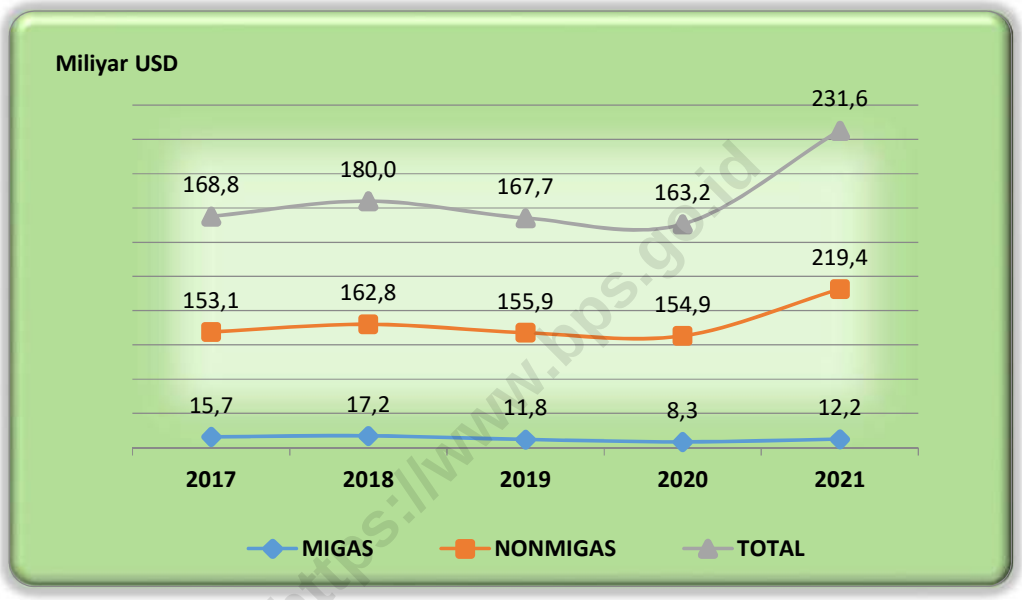

Sumber: Dokumen PEB dan Dokumen non-PEB, diolah

Tren nilai ekspor dipengaruhi oleh perkembangan ekspor nonmigas. Ekspor nonmigas mengikuti tren ekspor sektor industri pengolahan, karena industri pengolahan berperan dominan, yaitu tahun 2017 berperan 81,72 persen terhadap ekspor nonmigas dengan nilai US$125,10 miliar. Tahun 2018 peran sektor industri pengolahan mencapai 79,91 persen terhadap ekspor nonmigas atau senilai US$130,11 miliar, tahun 2019 mencapai 81,71 persen atau senilai US$127,38 miliar, dan tahun 2020 mencapai 84,60 persen atau senilai US$131,09 miliar. Sedangkan pada tahun 2021 peran sektor industri pengolahan mencapai 80,78 persen atau senilai US$177,20 miliar.

3.1. Ekspor Provinsi Asal Barang Aceh

Nilai ekspor Provinsi asal barang Aceh yang diekspor tahun 2021 tercatat sebesar US$536,9 juta. Lebih dari separuhnya dimuat melalui pelabuhan yang terdapat di dalam provinsi Aceh yaitu dengan nilai ekspor US$402,3 juta atau 74,92 persen dari total ekspor asal barang Aceh. Sedangkan sisanya 25,08 persen setara dengan US$134,7 juta dimuat melalui pelabuhan di luar Aceh.

Pelabuhan Meulaboh yang terdapat dalam Provinsi Aceh, memberikan share yang terbesar yaitu 64,29 persen terhadap total nilai ekspor asal barang provinsi Aceh atau senilai US$345,2 juta. Sedangkan untuk pelabuhan muat diluar Aceh, yang terbesar sharenya berasal dari pelabuhan Belawan di Sumatera Utara sebesar 23,87 persen setara dengan US$128,2 juta terhadap total yang dimuat melalui pelabuhan di luar Aceh.

Gambar 2. Persentase Nilai Ekspor Asal Barang Aceh
Menurut Pelabuhan Muat Utama Tahun 2019–2021

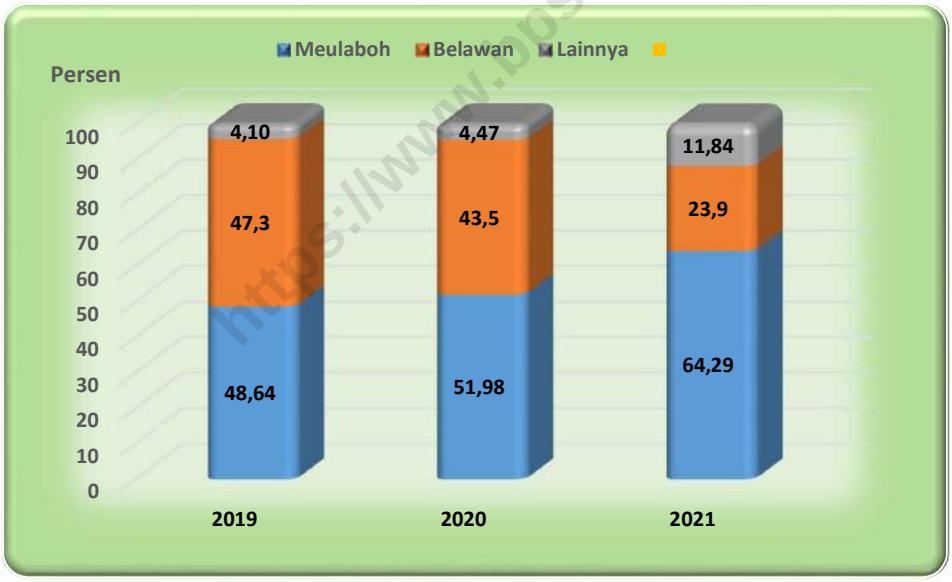

Sumber: Dokumen PEB dan Dokumen non-PEB, diolah

Ekspor asal barang dari Provinsi Aceh pada tahun 2021 didominasi oleh kelompok nonmigas sektor pertambangan yang *share*nya mencapai 64,48 persen setara US$346,2 juta dari total ekspor asal barang provinsi Aceh, disusul oleh sektor pertanian yang *share*nya mencapai 18,32 persen setara US$98,3 juta, dan sektor industri pengolahan sebesar 17,20 persen setara US$92,4 juta.

Pada tahun 2021 nilai ekspor asal barang dari Provinsi Aceh mengalami kenaikan sebesar 78,73 persen jika dibanding dengan tahun 2020. Hal ini disebabkan oleh terjadinya kenaikan nilai ekspor sektor petambangan sebesar 120,71 persen dari US$156,9 juta menjadi US$346,2 juta dan sektor industri pengolahan sebesar 145,47 persen dari USD$37,6 juta menjadi US$92,4 juta.

Tabel 1. Perkembangan Nilai Ekspor Asal Barang Aceh
Menurut Sektor Tahun 2019–2021

Sektor	Nilai (US$ Juta)			Pertumbuhan % (YoY)	Peranan 2021 thd total (%)
	2019	2020	2021	2021	
(1)	(2)	(3)	(4)	(5)	(6)
Aceh	**317,7**	**300,4**	**536,9**	**78,73**	**100,00**
Migas	**0,0**	**0,0**	**0,0**	**-75,31**	**0,00**
Industri Pengolahan Hasil Minyak	0,0	0,0	0,0	-75,31	0,00
Nonmigas	**317,7**	**300,4**	**536,9**	**78,73**	**100,00**
Pertambangan	155,1	156,9	346,2	120,71	64,48
Pertambangan Batu Bara Dan Lignit	154,5	156,2	345,2	121,02	64,29
Pertambangan Dan Penggalian Lainnya	0,5	0,7	1,0	49,46	0,19
Pertanian	129,9	105,9	98,3	-7,14	18,32
Pertanian Tanaman Tahunan	129,4	103,5	96,6	-6,72	17,98
Pemungutan Hasil Hutan Bukan Kayu	0,1	1,8	1,7	-7,87	0,32
Pertanian Tanaman Hias Dan Pengembangbiakan Tanaman			0,0	-	0,01
Lainnya	0,3	0,5	0,0	-93,37	0,01
Industri Pengolahan	32,7	37,6	92,4	145,47	17,20
Industri Makanan	9,2	17,6	49,2	179,33	9,16
Industri Bahan Kimia Dan Barang Dari Bahan Kimia	22,7	17,1	33,9	97,56	6,31
Industri Furnitur	0,1	0,3	4,2	1.420,18	0,78
Lainnya	0,7	2,6	5,1	96,15	0,95
Lainnya		0,0		-100,00	0,00
Pengelolaan Sampah Dan Daur Ulang		0,0		-100,00	0,00

Sumber: Dokumen PEB, Dokumen PT POS, Data Instansi Lain, Survei Perdagangan Lintas Batas Laut

https://www.bps.go.id

Kenaikan nilai ekspor di sektor pertambangan tahun 2021 disebabkan oleh terjadinya kenaikan ekspor komoditas pertambangan batu bara dan lignit sebesar 121,02 persen dari US$156,2 juta menjadi US$345,2 juta dan komoditas pertambangan dan penggalian lainnya juga naik sebesar 49,46 persen dari US$0,7 juta menjadi US$1,0 juta. Sedangkan kenaikan ekspor sektor industri pengolahan terjadi pada komoditas industri makanan sebesar 179,33 persen menjadi US$49,2 juta, komoditas industri bahan kimia dan barang dari bahan kimia naik 97,56 persen menjadi US$33.9 juta, dan komoditas indsutri furnitur naik 1.420,18 persen menjadi US$4,2 juta.

Negara tujuan utama ekspor asal barang Aceh terbesar adalah India, *share*nya mencapai 62,73 persen setara dengan nilai US$336,8 juta. Bila dibandingkan dengan tahun

2020 nilai ekspor ke negara tersebut naik sebesar 136,27 persen, perannya naik sebesar sebesar 15,87 poin.

Tabel 2. Negara Tujuan Utama Ekspor Asal Barang Aceh
Tahun 2017–2021

Negara Tujuan Utama	Nilai (US$ Juta)					Pertumbuhan (%) YoY	Peranan 2021 thd total (%)
	2017	2018	2019	2020	2021	2021	
(1)	(2)	(3)	(4)	(5)	(6)	(5)	(6)
India	46,1	92,1	146,6	140,8	336,8	139,27	62,73
Thailand	10,3	21,2	19,8	25,4	49,3	93,84	9,18
Amerika Serikat	26,5	54,0	65,1	43,8	40,1	-8,40	7,47
Tiongkok	23,8	26,0	7,7	6,7	19,8	193,85	3,69
Vietnam	5,0	3,5	2,8	17,1	16,2	-5,02	3,02
Lainnya	35,1	53,8	75,7	66,7	74,7	12,10	13,92
Total	**146,7**	**250,7**	**317,7**	**300,4**	**536,9**	**78,73**	**100,00**

Sumber: Dokumen PEB, Dokumen PT POS, Data Instansi Lain, Survei Perdagangan Lintas Batas Laut

Kemudian berturut-turut diikuti oleh Thailand dengan *sharenya* 9,18 persen setara US$49,3 juta, Amerika Serikat 7,47 persen setara US$40,1 juta, Tiongkok 3,69 persen setara US$19,8 juta, dan Vietnam 3,02 persen setara US$16,2 juta. Sisanya sebesar 13,92 persen setara US$74,7 juta tersebar ke beberapa negara tujuan lainnya.

Ekspor dengan negara tujuan utama India didominasi oleh komoditas pertambangan batu bara dan lignit yang memiliki *share* terbesar, yaitu 87,47 persen setara dengan US$294,6 juta. Bila dibandingkan dengan tahun 2020 nilai ekspor komoditas ini ke India naik sebesar 132,,86 persen, kemudian komoditas industri makanan *share*nya 10,10 persen setara US$34,0 juta dan komoditas industri bahan kimia dan barang dari bahan kimia *share*nya 1,61 persen setara US$5,4 juta.

Sementara komoditas pertambangan batu bara dan lignit, komoditas industri makanan, dan komoditas pertanian tanaman tahunan berperan masing-masing 55,83 persen setara US$27,5 juta, 23,77 persen setara US$11,7 juta, dan 19,94 persen setara US$9,8 juta terhadap total nilai ekspor ke Thailand. Bila dibandingkan dengan tahun 2020 komoditas pertambangan batu bara dan lignit naik sebesar 137,42 persen sedangkan komoditas industri makanan naik sebesar 15,75 persen dan komoditas pertanian tanaman tahunan naik sebesar 188,89 persen.

https://www.bps.go.id

Komoditas pertanian tanaman tahunan berperan sebesar 87,57 persen terhadap total nilai ekspor ke Amerika Serikat. Bila dibandingkan dengan tahun 2020 nilai ekspor komoditas ini turun sebesar 17,36 persen dari US$42,5 juta menjadi US$35,1 juta. Berturut-turut komoditas industri furnitur sebesar 10,42 persen setara US$4,2 juta dan komoditas industri komputer, barang elektronik dan optik sebesar 0,76 persen setara US$0,3 juta.

Tabel 3. Negara Tujuan dan Komoditas Utama Ekspor Asal Barang Aceh
Tahun 2019–2021

Negara tujuan Komoditas utama	Nilai (US$ Juta)			2021	
	2019	2020	2021	Pertumbuhan (%) yoy	Peranan thd total (%)
(1)	(2)	(3)	(4)	(5)	(6)
India	**146,6**	**140,8**	**336,8**	**139,27**	**5.922,47**
Pertambangan Batu Bara Dan Lignit	134,4	126,5	294,6	132,86	5.180,50
Industri Makanan	5,2	5,4	34,0	527,38	598,21
Industri Bahan Kimia Dan Barang Dari Bahan Kimia	6,2	6,3	5,4	-14,64	95,09
Pertanian Tanaman Tahunan	0,7	2,4	2,5	5,69	44,72
Lainnya	0,1	0,1	0,2	171,94	3,95
Thailand	**19,8**	**25,4**	**49,3**	**93,84**	**498,82**
Pertambangan Batu Bara Dan Lignit	11,6	11,6	27,5	137,42	278,50
Industri Makanan	0,3	10,1	11,7	15,75	118,59
Pertanian Tanaman Tahunan	7,7	3,4	9,8	188,89	99,48
Industri Mesin Dan Perlengkapan Ytdl		0,1	0,1	9,88	0,87
Lainnya	0,2	0,2	0,1	-40,93	1,39
Amerika Serikat	**65,1**	**43,8**	**40,1**	**-8,40**	**0,04**
Pertanian Tanaman Tahunan	62,0	42,5	35,1	-17,36	0,03
Industri Furnitur	0,1	0,3	4,2	1.413,50	0,00
Industri Komputer, Barang Elektronik Dan Optik	0,0	0,0	0,3	245.449,40	0,00
Industri Alat Angkutan Lainnya		0,0	0,2	102.874,50	0,00
Lainnya	3,0	1,0	0,3	-66,12	0,00

Sumber: Dokumen PEB, Dokumen PT POS, Data Instansi Lain, Survei Perdagangan Lintas Batas Laut

https://www.bps.go.id

3.2 Ekspor Provinsi Asal Barang Sumatera Utara

Nilai ekspor asal barang provinsi Sumatera Utara tahun 2021 tercatat sekitar US$11.667,7 juta. Hampir seluruh ekspor asal barang Sumatera Utara dimuat melalui pelabuhan yang terdapat di dalam provinsi Sumatera Utara sendiri, yakni sebesar 99,08 persen setara US$11.560,8 juta. Bila dibandingkan dengan tahun 2020 nilai ekspor melalui pelabuhan di dalam provinsi mengalami kenaikan 48,00 persen.

Pelabuhan Belawan merupakan pelabuhan muat utama ekspor asal barang Sumatera Utara. Tidak kurang dari US$9.879,8 juta atau 84,68 persen dari total nilai ekspor yang dimuat melalui pelabuhan ini dan pelabuhan Kuala Tanjung US$1.637,9 juta setara 14,04 persen. Sementara untuk pelabuhan muat diluar Sumatera Utara, share terbesar dimuat melalui Bandara Soekarno Hatta sebesar US$83,4 juta atau 0,71 persen terhadap total nilai ekspor provinsi Sumatera Utara.

https://www.bps.go.id

Gambar 3. Persentase Nilai Ekspor Asal Barang Sumatera Utara
Menurut Pelabuhan Muat Utama Tahun 2019–2021

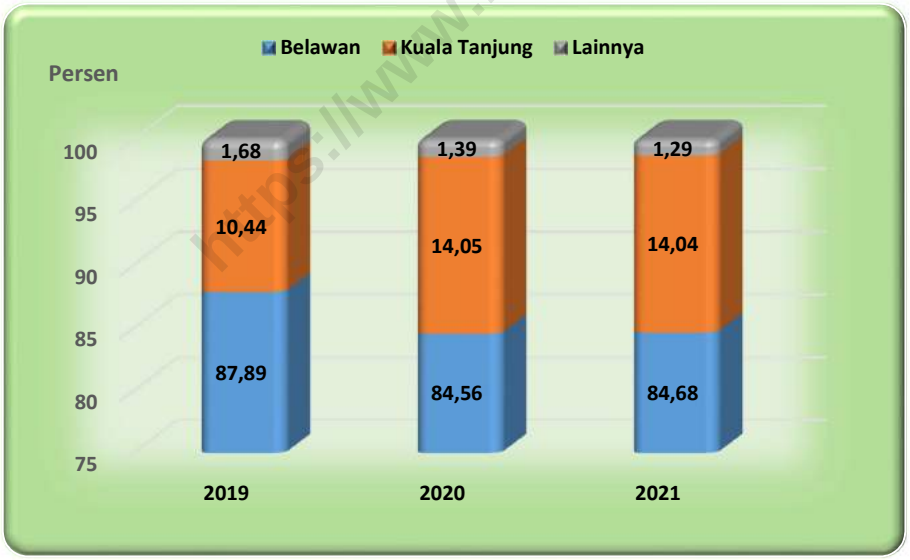

Sumber: Dokumen PEB dan Dokumen non-PEB, diolah

Ekspor asal barang dari Provinsi Sumatera Utara pada tahun 2021 didominasi oleh sektor industri pengolahan nonmigas yang peranannya mencapai 95,51 persen setara US$11.144,0 juta, disusul oleh sektor pertanian yang peranannya mencapai 4,48 persen setara US$522,8 juta dari total nilai ekspor.

Pada tahun 2021 nilai ekspor dari Provinsi Sumatera Utara secara umum mengalami kenaikan sebesar 48,41 persen dibanding tahun sebelumnya. Hal ini disebabkan oleh terjadinya kenaikan nilai ekspor baik dari kelompok migas maupun nonmigas, masing-masing sebesar 155,59 persen menjadi US$0,9 juta dan 48,41 persen menjadi US$11.668,8 juta.

Tabel 4. Perkembangan Nilai Ekspor Asal Barang Sumatera Utara
Menurut Sektor Tahun 2019–2021

Sektor	Nilai (US$ Juta)			Pertumbuhan (%) yoy	Peranan 2021 thd total (%)
	2019	2020	2021	2021	
(1)	(2)	(3)	(4)	(5)	(6)
Sumatera Utara	**7.376,2**	**7.861,8**	**11.667,7**	**48,41**	**100,00**
Migas	**0,7**	**0,3**	**0,9**	**155,59**	**0,01**
Industri Pengolahan Hasil Minyak	0,7	0,3	0,9	155,59	0,01
Nonmigas	**7.375,5**	**7.861,4**	**11.666,8**	**48,41**	**99,99**
Industri Pengolahan	6.839,1	7.389,4	11.144,0	50,81	95,51
Industri Makanan	3.392,6	3.791,4	6.114,6	61,28	52,41
Industri Bahan Kimia Dan Barang Dari Bahan Kimia	1.481,6	1.572,0	2.451,7	55,96	21,01
Industri Karet, Barang Dari Karet Dan Plastik	1.057,5	1.122,6	1.582,8	40,99	13,57
Lainnya	907,4	903,4	994,8	10,12	8,53
Pertanian	536,4	472,0	522,8	10,76	4,48
Pertanian Tanaman Tahunan	406,9	351,5	381,0	8,39	3,27
Peternakan	74,0	61,3	66,3	8,04	0,57
Pemungutan Hasil Hutan Bukan Kayu	22,9	21,3	34,9	64,28	0,30
Lainnya	32,7	37,9	40,6	7,08	0,35
Pertambangan	0,0	0,0	0,0	16.952,08	0,00
Pertambangan Dan Penggalian Lainnya	0,0	0,0	0,0	16.884,04	0,00
Pertambangan Bijih Logam			0,0	-	0,00
Lainnya	0,0	0,0		-100,00	0,00
Pengelolaan Sampah Dan Daur Ulang	0,0	0,0		-100,00	0,00

Sumber: Dokumen PEB, Dokumen PT POS, Data Instansi Lain, Survei Perdagangan Lintas Batas Laut

https://www.bps.go.id

Kenaikan nilai ekspor kelompok nonmigas pada tahun 2021, disebabkan oleh terjadinya kenaikan nilai ekspor sektor industri pengolahan sebesar 50,81 persen dari US$7.389,4 juta di tahun 2020 menjadi US$11.144,0 juta. Komoditas industri makanan naik sebesar 61,28 persen menjadi US$6.114,6 juta, komoditas industri bahan kimia dan barang dari bahan kimia naik sebesar 55,96 persen menjadi US$2.451,7 juta, dan komoditas industri karet, barang dari karet dan plastik naik sebesar 40,99 persen menjadi US$1.582,8 juta.

Pada tahun 2021 negara tujuan ekspor asal barang dari Provinsi Sumatera Utara paling besar adalah Tiongkok dengan *share* sebesar 15,12 persen setara US$1.764,4 juta.

Diikuti oleh tujuan Amerika Serikat 12,11 persen setara US$1.413,0 juta, India 6,42 persen setara US$749,4 juta, Rusia 5,01 persen setara US$584,7 juta, dan Jepang 4,49 persen setara US$524,3 juta. Dan sisanya sebesar 56,84 persen setara US$6.631,8 juta tersebar ke beberapa negara tujuan lainnya.

Tabel 5. Negara Tujuan Utama Ekspor Asal Barang Sumatera Utara
Tahun 2017–2021

Negara Tujuan Utama	Nilai (US$ Juta)					2021	
	2017	2018	2019	2020	2021	Pertumbuhan (%) yoy	Peranan thd total (%)
(1)	(2)	(3)	(4)	(5)	(6)	(7)	(8)
Tiongkok	1.104,1	1.046,0	1.045,2	1.097,4	1.764,4	60,78	15,12
Amerika Serikat	1.081,9	964,1	899,8	915,9	1.413,0	54,28	12,11
India	664,4	565,9	542,9	590,4	749,4	26,93	6,42
Rusia	267,1	186,0	147,7	206,6	584,7	183,06	5,01
Jepang	500,3	494,3	444,1	387,3	524,3	35,39	4,49
Lainnya	5.237,3	5.210,7	4.296,4	4.664,2	6.631,8	42,19	56,84
Total	**8.855,0**	**8.467,0**	**7.376,2**	**7.861,8**	**11.667,7**	**48,41**	**100,00**

Sumber: Dokumen PEB, Dokumen PT POS, Data Instansi Lain, Survei Perdagangan Lintas Batas Laut

https://www.bps.go.id

Ekspor dengan negara tujuan utama Tiongkok didominasi oleh komoditas industri makanan, komoditas industri bahan kimia dan barang dari bahan kimia, dan komoditas industri karet yang memiliki *share* masing-masing sebesar 43,67 persen setara US$770,6 juta, 39,13 persen setara US$690,4 juta, dan 5,49 persen setara US$96,86 juta.

Komoditas industri makanan, komoditas industri karet, barang dari karet dan plastik, dan komoditas industri bahan kimia dan barang dari bahan kimia merupakan komoditas ekspor utama ke Amerika Serikat dengan *share* masing-masing sebesar 38,04 persen setara US$537,4 juta, 35,00 persen setara US$494,5 juta, dan 11,14 persen setara US$157,4 juta.

Sedangkan ekspor ke India didominasi oleh komoditas industri bahan kimia dan barang dari bahan kimia, komoditas industri makanan, dan komoditas industri karet, barang dari karet dan plastik dengan *share* masing-masing sebesar 46,35 persen setara US$347,4 juta, 40,89 persen setara US$306,4 juta, dan 4,85 persen setara US$36,3 juta.

Tabel 6. Negara Tujuan dan Komoditas Utama Ekspor Asal Barang Sumatera Utara Tahun 2019–2021

Negara tujuan Komoditas utama	Nilai (US$ Juta)			2021	
	2019	2020	2021	Pertumbuhan (%) yoy	Peranan thd total (%)
(1)	(2)	(3)	(4)	(5)	(6)
Tiongkok	**1.045,2**	**1.097,4**	**1.764,4**	**60,78**	**100,00**
Industri Makanan	507,9	483,6	770,6	59,35	43,67
Industri Bahan Kimia Dan Barang Dari Bahan Kimia	342,2	388,3	690,4	77,78	39,13
Industri Karet, Barang Dari Karet Dan Plastik	65,0	94,6	96,8	2,28	5,49
Industri Logam Dasar	0,2	29,4	53,7	82,83	3,04
Lainnya	130,0	101,5	153,0	50,71	8,67
Amerika Serikat	**899,8**	**915,9**	**1.413,0**	**54,28**	**100,00**
Industri Makanan	331,6	266,4	537,4	101,73	38,04
Industri Karet, Barang Dari Karet Dan Plastik	253,0	327,4	494,5	51,05	35,00
Industri Bahan Kimia Dan Barang Dari Bahan Kimia	97,3	116,1	157,4	35,50	11,14
Pertanian Tanaman Tahunan	147,8	122,7	111,2	-9,36	7,87
Lainnya	70,1	83,2	112,4	35,14	7,96
India	**542,9**	**590,4**	**749,4**	**26,93**	**100,00**
Industri Bahan Kimia Dan Barang Dari Bahan Kimia	214,2	227,2	347,4	52,88	46,35
Industri Makanan	245,0	275,8	306,4	11,12	40,89
Industri Karet, Barang Dari Karet Dan Plastik	43,8	39,5	36,3	-7,93	4,85
Pertanian Tanaman Tahunan	15,1	18,3	18,5	1,14	2,47
Lainnya	24,8	29,7	40,8	37,31	5,44

Sumber: Dokumen PEB, Dokumen PT POS, Data Instansi Lain, Survei Perdagangan Lintas Batas Laut

https://www.bps.go.id

3.3 Ekspor Provinsi Asal Barang Sumatera Barat

Nilai ekspor asal barang dari Provinsi Sumatera Barat tahun 2021 tercatat sebesar US$3.067,0 juta. Lebih dari 90 persennya yaitu 95,37 persen atau senilai US$2.924,9 juta dimuat melalui pelabuhan yang terdapat dalam Provinsi Sumatera Barat dan sisanya 4,63 persen setara US$142,1 juta dimuat melalui provinsi lain di luar provinsi Sumatera Barat diantaranya melalui Provinsi Sumatera Utara, DKI Jakarta, Riau dan lainnya.

Pelabuhan Padang/Teluk Bayur merupakan pelabuhan muat utama ekspor asal barang Sumatera Barat. Tidak kurang dari US$2.923,5 juta atau 95,32 persen dari total ekspor asal barang Sumatera Barat dimuat melalui pelabuhan ini. Sementara untuk pelabuhan diluar Sumatera Barat yaitu melalui pelabuhan Tanjung Priok sebesar US$74,7 juta atau 2,44 persen dan sisanya tersebar di beberapa pelabuhan.

Gambar 4. Persentase Nilai Ekspor Asal Sumatera Barat
Menurut Letak Pelabuhan Muat 2020–2021

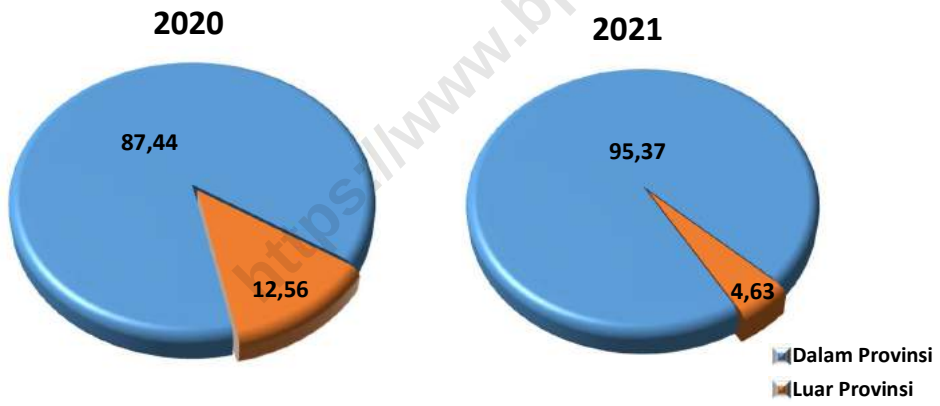

https://www.bps.go.id

Nilai ekspor asal barang Sumatera Barat yang diekspor melalui pelabuhan di Sumatera Barat tahun 2021 naik dibandingkan tahun sebelumnya sebesar 104,93 persen atau senilai US$ 1.497,6 juta

Ekspor asal barang dari Provinsi Sumatera Barat pada tahun 2021 didominasi oleh sektor industri pengolahan yang *share*nya mencapai 95,32 persen setara US$2.923,4 juta dari total nilai ekspor, disusul sektor pertanian yang peranannya sebesar 4,54 persen setara US$139,3 juta. Kenaikan nilai ekspor di sektor industri pengolahan pada tahun 2021 disebabkan adanya kenaikan pada komoditas industri makanan, komoditas indutri karet,

barang dari karet dan plastik, dan komoditas industri kimia dan barang dari bahan kimia masing-masing sebesar 99,44 persen, 34,51 persen, dan 105,94 persen.

Tabel 7. Perkembangan Nilai Ekspor Asal Barang Sumatera Barat Menurut Sektor Tahun 2019–2021

Sektor	Nilai (US$ Juta)			Pertumbuhan (%) yoy	Peranan 2021 thd total (%)
	2019	2020	2021	2021	
(1)	(2)	(3)	(4)	(5)	(6)
Sumatera Barat	**1.368,4**	**1.632,3**	**3.067,0**	**87,89**	**100,00**
Nonmigas	**1.368,4**	**1.632,3**	**3.067,0**	**87,89**	**100,00**
Industri Pengolahan	1.296,6	1.530,6	2.923,4	91,00	95,32
Industri Makanan	1.001,0	1.256,5	2.506,0	99,44	81,71
Industri Karet, Barang Dari Karet Dan Plastik	160,8	139,6	187,8	34,51	6,12
Industri Bahan Kimia Dan Barang Dari Bahan Kimia	60,4	83,3	171,5	105,94	5,59
Lainnya	74,4	51,2	58,2	13,67	1,90
Pertanian	71,8	101,7	139,3	36,96	4,54
Pertanian Tanaman Tahunan	39,0	51,8	74,2	43,13	2,42
Pemungutan Hasil Hutan Bukan Kayu	32,2	49,5	64,6	30,55	2,11
Pertanian Tanaman Semusim	0,1	0,3	0,3	37,26	0,01
Lainnya	0,4	0,1	0,2	15,65	0,01
Pertambangan	0,1	0,0	4,3	14.745,21	0,14
Pertambangan Batu Bara Dan Lignit			4,2	-	0,14
Pertambangan Dan Penggalian Lainnya	0,1	0,0	0,1	147,88	0,00

Sumber: Dokumen PEB, Dokumen PT POS, Data Instansi Lain, Survei Perdagangan Lintas Batas Laut

https://www.bps.go.id

Pada tahun 2021 negara tujuan ekspor asal barang provinsi Sumatera Barat paling besar adalah Pakistan dengan *share* sebesar 28,19 persen setara US$864,7 juta. Kemudian diikuti oleh India sebesar 15,12 persen setara US$463,9 juta, Tiongkok sebesar 10,21 persen setara US$313,1 juta, Bangladesh sebesar 9,69 persen setara US$297,3 juta, Amerika Serikat 7,06 persen setara US$216,7 juta, dan sisanya sebesar 29,72 persen setara US$911,4 juta tersebar ke beberapa negara tujuan lainnya.

Tabel 8. Negara Tujuan Utama Ekspor Asal Barang Sumatera Barat
Tahun 2017–2021

Negara Tujuan Utama	Nilai (US$ Juta)					2021	
	2017	2018	2019	2020	2021	Pertumbuhan (%) yoy	Peranan thd total (%)
(1)	(2)	(3)	(4)	(5)	(6)	(7)	(8)
Pakistan	25,7	50,7	89,0	126,9	864,7	581,39	28,19
India	798,1	495,8	339,3	397,7	463,9	16,63	15,12
Tiongkok	75,2	52,2	137,1	174,0	313,1	79,98	10,21
Bangladesh	64,4	132,6	175,9	162,3	297,3	83,17	9,69
Amerika Serikat	286,3	278,1	192,5	219,3	216,7	-1,19	7,06
Lainnya	650,8	581,0	434,5	552,1	911,4	65,07	29,72
Total	**1.900,4**	**1.590,4**	**1.368,4**	**1.632,3**	**3.067,0**	**87,89**	**100,00**

Sumber: Dokumen PEB, Dokumen PT POS, Data Instansi Lain, Survei Perdagangan Lintas Batas Laut

Komoditas ekspor utama tujuan Pakistan didominasi oleh komoditas industri makanan yang memiliki *share* terbesar diantara komoditas lainnya yaitu sebesar 99,91 persen setara US$863,9 juta, komoditas pertanian tanaman tahunan sebesar 0,5 persen setara US$0,5 juta, dan komoditas industri kimia dan barang bahan kimia sebesar 0,3 persen setara US$0,3 juta.

Untuk tujuan utama India didominasi oleh komoditas industri makanan sebesar 78,86 persen setara US$365,8 juta, komoditas industri bahan kimia dan barang dari bahan kimia sebesar 11,89 persen setara US$55,2 juta, dan komoditas industri karet, barang dari karet dan plastik sebesar 7,14 persen setara US$33,1 juta.

Komoditas yang memberikan *share* terbesar untuk tujuan Tiongkok, adalah komoditas industri makanan sebesar 97,19 persen setara US$304,3 juta, komoditas pertanian tanaman tahunan sebesar 1,95 persen setara US$6,1 juta, dan komoditas industri karet barang dari karet dan plastik sebesar 0,68 persen setara US$2,1 juta.

https://www.bps.go.id

Tabel 9. Negara Tujuan dan Komoditas Utama Ekspor Asal Barang Sumatera Barat
Tahun 2019–2021

Negara tujuan Komoditas utama	Nilai (US$ Juta)			2021	
	2019	2020	2021	Pertumbuhan (%) yoy	Peranan thd total (%)
(1)	(2)	(3)	(4)	(5)	(6)
Pakistan	**89,0**	**126,9**	**864,7**	**581,39**	**100,00**
Industri Makanan	88,3	126,5	863,9	583,08	99,91
Pertanian Tanaman Tahunan	0,1	0,0	0,5	1.577,99	0,05
Industri Bahan Kimia Dan Barang Dari Bahan Kimia	0,4	0,3	0,3	9,54	0,03
Industri Pengolahan Lainnya	0,0	0,0	0,0	-0,85	0,00
Lainnya	0,3	0,1	0,0	-100,00	0,00
India	**339,3**	**397,7**	**463,9**	**16,63**	**100,00**
Industri Makanan	281,0	341,4	365,8	7,15	78,86
Industri Bahan Kimia Dan Barang Dari Bahan Kimia	28,7	29,9	55,2	84,57	11,89
Industri Karet, Barang Dari Karet Dan Plastik	22,2	19,5	33,1	69,41	7,14
Pertanian Tanaman Tahunan	7,4	6,7	8,6	27,34	1,85
Lainnya	0,1	0,1	1,2	702,94	0,25
Tiongkok	**137,1**	**174,0**	**313,1**	**79,98**	**100,00**
Industri Makanan	130,0	146,4	304,3	107,83	97,19
Pertanian Tanaman Tahunan	1,2	2,5	6,1	147,51	1,95
Industri Karet, Barang Dari Karet Dan Plastik	2,1	12,0	2,1	-82,25	0,68
Industri Bahan Kimia Dan Barang Dari Bahan Kimia	3,6	11,1	0,5	-95,16	0,17
Lainnya	0,1	2,0	0,0	-98,64	0,01

Sumber: Dokumen PEB, Dokumen PT POS, Data Instansi Lain, Survei Perdagangan Lintas Batas Laut

https://www.bps.go.id

3.4 Ekspor Provinsi Asal Barang Riau

Nilai ekspor Provinsi asal barang Riau yang dimuat melalui pelabuhan dalam Provinsi Riau tahun 2021 sebesar 99,49 persen setara US$19.867,4 juta, naik 45,17 persen dibandingkan tahun 2020 yang mencapai nilai US$ 13.685,3 juta. Sedangkan sisanya sebesar 0,51 persen setara US$102,5 juta dimuat melalui pelabuhan diluar provinsi Riau.

Pelabuhan Dumai, Buatan, dan Perawang merupakan pelabuhan muat utama ekspor asal barang Riau. Tidak kurang dari US$18.510,8 juta atau 92,69 persen dari total ekspor asal barang Riau dimuat di pelabuhan-pelabuhan tersebut. Nilai muat melalui pelabuhan Dumai, Buatan dan Perawang Sumatera masing-masing senilai US$15.563,6 juta, US$1.795,8 dan US$1.151,4 juta setara 77,94 persen, 8,99 persen dan 5,77 persen.

Untuk pelabuhan muat ekspor diluar provinsi Riau yaitu melalui pelabuhan Belawan sebesar US$86,6 juta atau 0,43 persen total nilai muat ekspor provinsi Riau dan sisanya tersebar di beberapa pelabuhan.

Gambar 5. Persentase Nilai Ekspor Asal Barang Riau
Menurut Pelabuhan Muat Utama Tahun 2019–2021

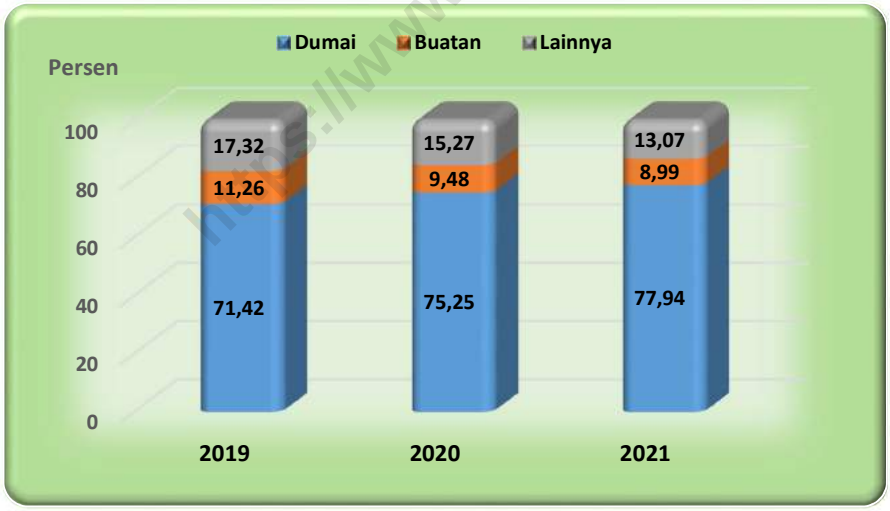

Nilai ekspor asal barang dari Provinsi Riau didominasi oleh kelompok nonmigas dengan *share* 91,34 persen setara US$18.239,5 juta. Besarnya peranan ekspor kelompok nonmigas karena ditopang besarnya nilai ekspor sektor industri pengolahan dan sektor pertanian. Pada tahun 2021 *share* nilai ekspor sektor industri pengolahan terhadap total nilai ekspor asal barang Provinsi Riau adalah 90,26 persen atau setara US$18.024,3 juta, diikuti oleh sektor pertanian sebesar 1,03 persen atau setara US$206,2 juta.

https://www.bps.go.id

Tabel 10. Perkembangan Nilai Ekspor Asal Barang Riau
Menurut Sektor Tahun 2019–2021

Sektor	Nilai (US$ Juta)			Pertumbuhan (%) yoy	Peranan 2021 thd total (%)
	2019	2020	2021	2021	
(1)	(2)	(3)	(4)	(5)	(6)
Riau	**12.412,5**	**13.763,8**	**19.969,9**	**45,09**	**100,00**
Migas	**818,2**	**573,2**	**1.730,4**	**201,90**	**8,66**
Pertambangan	521,4	284,4	1.144,2	302,27	5,73
Minyak Mentah	521,4	284,4	1.144,2	302,27	5,73
Industri Pengolahan Hasil Minyak	296,8	288,7	586,2	103,02	2,94
Nonmigas	**11.594,3**	**13.190,6**	**18.239,5**	**38,28**	**91,34**
Industri Pengolahan	11.479,0	12.992,8	18.024,3	38,72	90,26
Industri Makanan	7.119,6	8.667,6	11.891,5	37,19	59,55
Industri Kertas Dan Barang Dari Kertas	2.952,4	2.819,7	3.370,5	19,53	16,88
Industri Bahan Kimia Dan Barang Dari Bahan Kimia	1.155,1	1.297,7	2.462,6	89,77	12,33
Lainnya	251,9	207,8	299,7	44,22	1,50
Pertanian	115,3	196,6	206,2	4,86	1,03
Pemungutan Hasil Hutan Bukan Kayu	68,1	136,4	148,4	8,76	0,74
Pertanian Tanaman Tahunan	41,4	54,9	52,4	-4,56	0,26
Perikanan Tangkap	4,8	4,5	3,3	-26,09	0,02
Lainnya	1,1	0,7	2,0	175,19	0,01
Pertambangan		1,3	9,1	625,74	0,05
Pertambangan Batu Bara Dan Lignit		1,3	9,1	625,74	0,05

Sumber: Dokumen PEB, Dokumen PT POS, Data Instansi Lain, Survei Perdagangan Lintas Batas Laut

https://www.bps.go.id

Tahun 2021 nilai ekspor asal barang dari Provinsi Riau mengalami kenaikan sebesar 45,09 persen dari US$13.763,8 juta di tahun 2020 menjadi US$19.969,9 juta, hal ini disebabkan oleh naiknya ekspor baik migas maupun nonmigas. Nilai ekspor kelompok migas naik sebesar 201,90 persen menjadi US$1.730,4 juta sementara kelompok nonmigas naik sebesar 38,28 persen menjadi US$18.239,5 juta.

Kenaikan ekspor kelompok migas karena naiknya ekspor komoditas minyak mentah dan komoditas hasl minyak masing-masing sebesar 302,27 persen dan 103,02 persen. Sedangkan dari kelompok nonmigas penyumbang nilai ekspor terbesar yaitu sektor industri pengolahan dengan komoditas industri makanan, komoditas industri kertas dan barang dari kertas, komoditas industri bahan kimia dan barang dari bahan kimia masing-masing sebesar US$11.891,5 juta, US$3.370,5 juta, dan US$2.462,6 juta. Untuk sektor pertanian penyumbang nilai ekspor tersebar adalah komoditas pemungutan hasil hutan bukan kayu yaitu sebesar US$148,4 juta.

Tabel 11. Negara Tujuan Utama Ekspor Asal Barang Riau
Tahun 2017–2021

Negara Tujuan Utama	Nilai (US$ Juta)					Pertumbuhan (%) yoy	Peranan 2021 thd total (%)
	2017	2018	2019	2020	2021	2020	
(1)	(2)	(3)	(4)	(5)	(6)	(7)	(8)
Tiongkok	2.755,5	2.507,1	2.193,0	2.398,1	3.773,7	57,36	18,90
India	2.762,3	2.065,2	1.510,7	1.766,6	2.334,5	32,14	11,69
Malaysia	907,4	967,4	708,8	809,9	1.482,7	83,07	7,42
Belanda	1.268,7	1.102,9	850,7	777,1	1.154,5	48,57	5,78
Amerika Serikat	1.160,4	1.224,2	469,7	508,0	949,8	86,97	4,76
Lainnya	7.547,3	8.126,6	6.679,6	7.504,1	10.274,7	36,92	51,45
Total	**16.401,5**	**15.993,4**	**12.412,5**	**13.763,8**	**19.969,9**	**45,09**	**100,00**

Sumber: Dokumen PEB, Dokumen PT POS, Data Instansi Lain, Survei Perdagangan Lintas Batas Laut

Pada tahun 2021 negara tujuan utama ekspor dari Provinsi Riau paling besar adalah Tiongkok yaitu sebesar 18,90 persen setara US$3.773,7 juta. Kemudian diikuti oleh India 11,69 persen setara US$2.334,5 juta, Malaysia 7,42 persen setara US$1.482,7 juta, Belanda 5,78 persen setara US$1.154,5 juta, dan Amerika Serikat 4,76 persen setara US$949,8 juta. Sisanya sebesar 51,45 persen setara US$10.274,7 juta tersebar ke beberapa negara tujuan lainnya.

Ekspor dengan negara tujuan utama Tiongkok didominasi oleh komoditas industri kertas dan barang dari kertas *share*nya sebesar 50,24 persen setara US$1.895,9 juta, komoditas industri makanan dengan *share* sebesar 31,33 persen setara US$1.182,5 juta, dan komoditas industri bahan kimia dan barang dari bahan kimia sebesar 14,08 persen setara US$531,3 juta. Bila dibandingkan dengan tahun 2020 nilai ekspor komoditas industri kertas dan barang dari kertas naik sebesar 54,96 persen, sedangkan komoditas industri makanan naik sebesar 41,33 persen, komoditas industri bahan kimia dan barang dari bahan kimia naik sebesar 110,68 persen.

Komoditas industri makanan mendominasi ekspor ke India, *share*nya sebesar 88,00 persen setara dengan US$2.054,3 juta, diikuti oleh komoditas industri bahan kimia dan barang dari bahan kimia sebesar 6,79 persen setara US$158,6 juta dan komoditas industri kertas dan barang dari kertas sebesar 4,37 persen setara US$101,9 juta,. Bila dibandingkan dengan tahun 2020 nilai ekspor komoditas industri makanan dan komoditas industri bahan kimia dan barang dari bahan kimia naik masing-masing sebesar 33,54 persen dan 73,86

https://www.bps.go.id

persen, sedangkan komoditas industri kertas dan barang dari kertas naik tipis sebesar 0,93 persen.

Sedangkan untuk negara tujuan utama Malaysia, komoditas yang memberikan *share* terbesar adalah komoditas industri bahan kimia dan barang dari bahan kimia sebesar 31,21 persen setara US$462,7 juta, komoditas industri makanan dengan *share* 26,12 persen setara US$387,3 juta, , dan komoditas minyak mentah *share* 25,65 persen setara US$380,2. Bila dibandingkan dengan tahun 2020 nilai ekspor komoditas minyak mentah, komoditas industri bahan kimia dan barang dari bahan kimia dan komoditas industri makanan naik masing-masing sebesar 663,48 persen dan 91,29 persen, dan 33,89 persen.

Tabel 12. Negara Tujuan dan Komoditas Utama Ekspor Asal Barang Riau
Tahun 2019–2021

Negara Tujuan Utama / Komoditas Utama	Nilai (US$ Juta)			Pertumbuhan (YoY)	Peranan 2021 thd total (%)
	2019	2020	2021	2021	
(1)	(2)	(3)	(4)	(5)	(6)
Tiongkok	**2.193,0**	**2.398,1**	**3.773,7**	**57,36**	**100,00**
Industri Kertas Dan Barang Dari Kerta	864,3	1.223,5	1.895,9	54,96	50,24
Industri Makanan	878,6	836,7	1.182,5	41,33	31,33
Industri Bahan Kimia Dan Barang Dari	301,4	252,2	531,3	110,68	14,08
Hasil Minyak	26,9	34,0	79,8	134,92	2,11
Lainnya	121,7	51,9	84,3	62,52	2,23
India	**1.510,7**	**1.766,6**	**2.334,5**	**32,14**	**100,00**
Industri Makanan	1.206,4	1.538,4	2.054,3	33,54	88,00
Industri Bahan Kimia Dan Barang Dari	70,4	91,2	158,6	73,86	6,79
Industri Kertas Dan Barang Dari Kerta	206,3	101,0	101,9	0,93	4,37
Industri Tekstil	1,4	5,5	11,2	105,31	0,48
Lainnya	26,2	30,6	8,5	-72,29	0,36
Malaysia	**708,8**	**809,9**	**1.482,7**	**83,07**	**100,00**
Industri Bahan Kimia Dan Barang Dari	182,1	241,9	462,7	91,29	31,21
Industri Makanan	256,0	289,3	387,3	33,89	26,12
Minyak Mentah	68,5	49,8	380,2	663,48	25,65
Industri Kertas Dan Barang Dari Kerta	143,9	111,7	113,8	1,86	7,68
Lainnya	58,3	117,2	138,6	18,26	9,35

Sumber: Dokumen PEB, Dokumen PT POS, Data Instansi Lain, Survei Perdagangan Lintas Batas Laut

https://www.bps.go.id

3.5 Ekspor Provinsi Asal Barang Jambi

Nilai ekspor asal barang dari Provinsi Jambi tahun 2021 tercatat sebesar US$2.618,5 juta. Lebih dari 50 persennya yaitu 65,01 persen setara US$1.702,3 juta dimuat melalui pelabuhan yang terdapat di luar Provinsi Jambi, diantaranya melalui Belakang Padang, Pulau Sambu (Provinsi Kepulauan Riau), Teluk Bayur (Sumatera Barat), Tanjung Priok (DKI Jakarta), dan Provinsi lainnya. Sedangkan sisanya yaitu 34,99 persen setara US$916,1 juta dimuat melalui pelabuhan di dalam provinsi Jambi.

Gambar 6. Persentase Nilai Ekspor Asal Barang Jambi
Menurut Letak Pelabuhan Muat Tahun 2020–2021

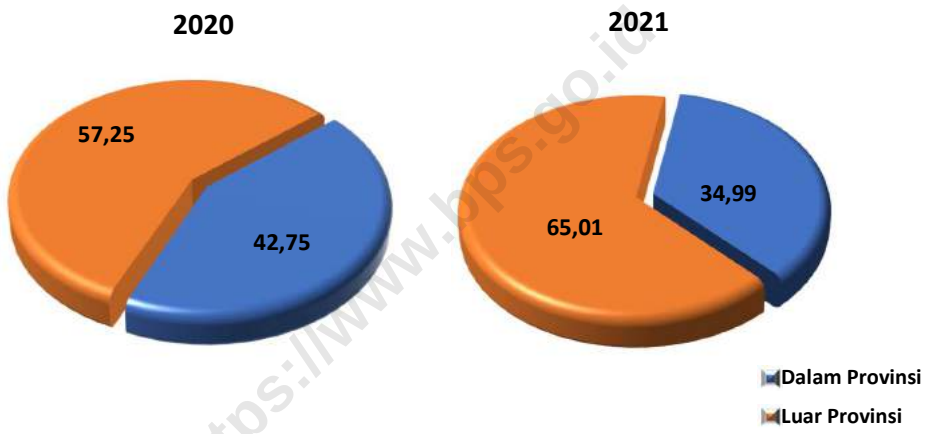

https://www.bps.go.id

Ekspor asal barang Provinsi Jambi yang dimuat melalui pelabuhan diluar provinsi Jambi, pada tahun 2021 mengalami kenaikan sebesar 67,37 persen dibanding dengan tahun 2020 dari USS$1.017,1 juta menjadi US$1.702,3 juta. Kenaikan nilai muat terbesar melalui pelabuhan Belakang Padang sebesar US$1.277,5 juta, Padang/Teluk Bayur sebesar US$140,3 juta, Tanjung Priok sebesar US$22,4 juta, dan Musi River/Boom Baru US$48,0 juta.

Ekspor melalui pelabuhan muat di dalam provinsi Jambi juga mengalami kenaikan sebesar 20,62 persen setara US$916,1 juta. Kenaikan nilai muat terbesar melalui pelabuhan Jambi sebesar 33,14 persen menjadi US$629,7 juta, dan Muara Sabak sebesar 108,26 persen menjadi US$180,9 juta.

Ekspor asal barang dari Provinsi Jambi pada tahun 2021 didominasi oleh ekspor kelompok migas dengan *share* 54,92 persen setara US$1.438,0 juta, diikuti oleh kelompok nonmigas dengan share 45,08 persen setara US$1.180,4 juta.

Nilai ekspor kelompok migas mengalami kenaikan sebesar 76,90 persen, kenaikan ini terjadi karena naiknya nilai ekspor komoditas gas alam. Untuk kelompok nonmgas, semua sektor terjadi kenaikan nilai ekspor. Nilai ekspor sektor industri pengolahan naik sebesar 4,62 persen. Kenaikan nilai ekspor di sektor ini karena naiknya nilai ekspor komoditas industri karet, barang dari karet dan plastik, dan komoditas industri makanan masing-masing sebesar 26,36 persen dan 26,00 persen.

Sektor pertanian naik sebesar 44,81 persen dari US$207,5 juta menjadi US$300,5 juta, sektor pertambangan naik sebesar 307,14 persen dari US$29,4 juta menjadi US$119,5 juta.

Tabel 13. Perkembangan Nilai Ekspor Asal Barang Jambi
Menurut Sektor Tahun 2019–2021

Sektor	Nilai (US$ Juta)			Pertumbuhan (%) yoy	Peranan 2021 thd total (%)
	2019	2020	2021	2021	
(1)	(2)	(3)	(4)	(5)	(6)
Jambi	**2.840,8**	**1.776,6**	**2.618,5**	**47,38**	**100,00**
Migas	**1.606,0**	**812,9**	**1.438,0**	**76,90**	**54,92**
Pertambangan	1.606,0	812,9	1.438,0	76,90	54,92
Gas Alam	1.606,0	812,9	1.438,0	76,90	54,92
Industri Pengolahan Hasil Minyak	0,0	0,0		-100,00	0,00
Nonmigas	**1.234,8**	**963,7**	**1.180,4**	**22,49**	**45,08**
Industri Pengolahan	924,6	726,8	760,4	4,62	29,04
Industri Karet, Barang Dari Karet Dan P	450,8	383,0	483,8	26,30	18,48
Industri Makanan	167,1	135,9	171,2	26,00	6,54
Industri Kertas Dan Barang Dari Kertas	256,5	157,0	63,7	-59,45	2,43
Lainnya	50,2	50,9	41,8	-17,97	1,59
Pertanian	231,2	207,5	300,5	44,81	11,48
Pertanian Tanaman Tahunan	155,9	115,4	160,4	39,02	6,13
Pemungutan Hasil Hutan Bukan Kayu	75,1	92,0	139,9	52,04	5,34
Peternakan	0,1	0,1	0,1	92,74	0,01
Lainnya	0,0	0,0	0,0	2,51	0,00
Pertambangan	79,1	29,4	119,5	307,14	4,56
Pertambangan Batu Bara Dan Lignit	79,1	29,4	119,5	307,14	4,56
Pertambangan Dan Penggalian Lainnya			0,0	-	0,00

Sumber: Dokumen PEB, Dokumen PT POS, Data Instansi Lain, Survei Perdagangan Lintas Batas Laut

Pada tahun 2021 negara tujuan ekspor asal barang dari Provinsi Jambi paling besar adalah Singapura sebesar 55,15 persen setara US$1.444,0 juta. Kemudian diikuti oleh

https://www.bps.go.id

Jepang 9,61 persen setara US$251,7 juta, Amerika Serikat 6,89 persen setara US$180,4 juta, Malaysia 5,49 persen setara US$143,7 juta, dan Tiongkok 5,42 persen setara US$142,0 juta. Sisanya 17,43 persen setara US$456,5 juta tersebar ke beberapa negara tujuan lainnya.

Tabel 14. Negara Tujuan Utama Ekspor Asal Barang Jambi
Tahun 2017–2021

Negara Tujuan Utama	Nilai (US$ Juta)					Pertumbuhan (%) yoy	Peranan 2021 thd total (%)
	2017	2018	2019	2020	2021	2021	
(1)	(2)	(3)	(4)	(5)	(6)	(7)	(8)
Singapura	1.073,8	1.696,5	1.610,7	817,1	1.444,0	76,74	55,15
Jepang	168,3	149,4	161,4	169,5	251,7	48,56	9,61
Amerika Serikat	243,3	191,6	175,4	147,4	180,4	22,34	6,89
Malaysia	141,6	181,8	162,1	119,7	143,7	20,04	5,49
Thailand	123,3	165,1	169,5	72,0	142,0	97,29	5,42
Lainnya	803,1	679,4	561,7	450,9	456,5	1,24	17,43
Total	**2.553,5**	**3.063,8**	**2.840,8**	**1.776,6**	**2.618,5**	**47,38**	**100,00**

Sumber: Dokumen PEB, Dokumen PT POS, Data Instansi Lain, Survei Perdagangan Lintas Batas Laut

Ekspor negara tujuan dan komoditas utama Singapura didominasi oleh komoditas gas alam yang memiliki *share* terbesar diantara komoditas lainnya yaitu sebesar 99,58 setara dengan US$1.438,0 juta, mengalami kenaikan sebesar 76,90 persen dari tahun 2020 serta komoditas pertanian tanaman tahunan senilai US$5,4 juta atau naik sebesar 41,25 persen dengan *share* sebesar 0,37 persen.

Komoditas industri karet, barang dari karet dan plastik, komoditas pemungutan hasil hutan bukan kayu, dan komoditas industri kayu, barang dari kayu dan gabus adalah komoditas ekspor utama tujuan Jepang. Komoditas-komoditas tersebut masing-masing memiliki *share* sebesar 49,83 persen, 44,93 persen, dan 5,20 persen. Nilai ekspor komoditas industri karet, barang dari karet dan plastik naik sebesar 71,10 persen menjadi US$125,4 juta, komoditas pemungutan hasil hutan bukan kayu naik sebesar 58,54 persen manjadi US$113,1 juta Sedangkan komoditas industri kayu, barang dari kayu dan gabus turun sebesar 47,19 persen menjadi US$13,1 juta.

Untuk tujuan Amerika Serikat, komoditas yang memberikan *share* terbesar adalah komoditas industri karet, barang dari karet sebesar 87,72 persen setara US$158,2 juta,

https://www.bps.go.id

komoditas industri makanan sebesar 10,01 persen setara US$18,1 juta, dan komoditas pertanian tanaman tahunan sebesar 1,10 persen setara US$2,0 juta.

Tabel 15. Negara Tujuan dan Komoditas Utama Ekspor Asal Barang Jambi

Tahun 2019–2021

Negara Tujuan Utama Komoditas Utama	Nilai (US$ Juta)			Pertumbuhan (YoY)	Peranan 2021 thd total (%)
	2019	2020	2021	2021	
(1)	(2)	(3)	(4)	(5)	(6)
Singapura	**1.610,7**	**817,1**	**1.444,0**	**76,74**	**100,00**
Gas Alam	1.606,0	812,9	1.438,0	76,90	99,58
Pertanian Tanaman Tahunan	4,1	3,8	5,4	41,25	0,37
Industri Kendaraan Bermotor, Trailer Dan Semi Trailer		0,0	0,3	825,00	0,02
Industri Kayu, Barang Dari Kayu Dan Gabus (Tidak Termasuk Furnitur) Dan Barang Anyaman Dari Bambu, Rotan Dan Sejenisnya	0,2	0,1	0,2	36,47	0,01
Lainnya	0,4	0,2	0,2	-19,10	0,01
Jepang	**161,4**	**169,5**	**251,7**	**48,56**	**100,00**
Industri Karet, Barang Dari Karet Dan Plastik	85,9	73,3	125,4	71,10	49,83
Pemungutan Hasil Hutan Bukan Kayu	43,7	71,3	113,1	58,54	44,93
Industri Kayu, Barang Dari Kayu Dan Gabus (Tidak Termasuk Furnitur) Dan Barang Anyaman Dari Bambu, Rotan Dan Sejenisnya	31,8	24,8	13,1	-47,19	5,20
Pertanian Tanaman Tahunan		0,0	0,1	627,83	0,05
Lainnya	0,0	0,0	0,0	-57,38	0,00
Amerika Serikat	**175,4**	**147,4**	**180,4**	**22,34**	**100,00**
Industri Karet, Barang Dari Karet Dan Plastik	150,0	119,7	158,2	32,20	87,72
Industri Makanan	16,3	16,3	18,1	10,80	10,01
Pertanian Tanaman Tahunan	3,1	2,5	2,0	-19,07	1,10
Industri Kertas Dan Barang Dari Kertas	6,1	8,8	1,2	-86,59	0,65
Lainnya	0,1	0,2	0,9	276,78	0,52

Sumber: Dokumen PEB, Dokumen PT POS, Data Instansi Lain, Survei Perdagangan Lintas Batas Laut

https://www.bps.go.id

3.6 Ekspor Provinsi Asal Barang Sumatera Selatan

Nilai ekspor provinsi asal barang Sumatera Selatan tahun 2021 tercatat sebesar US$5.286,0 juta. Sebagian besar diekspor melalui pelabuhan yang terdapat di dalam Provinsi Sumatera Selatan, yaitu sekitar 87,28 persen atau senilai US$4.613,7 juta. Sedangkan sisanya yaitu US$672,3 juta atau sekitar 12,72 persen di ekspor melalui pelabuhan di luar Sumatera Selatan, diantaranya melalui Provinsi DKI Jakarta, Jambi, Banten, dan provinsi lainnya.

Gambar 7. Persentase Nilai Ekspor Asal Sumatera Selatan
Menurut Letak Pelabuhan Muat Tahun 2020–2021

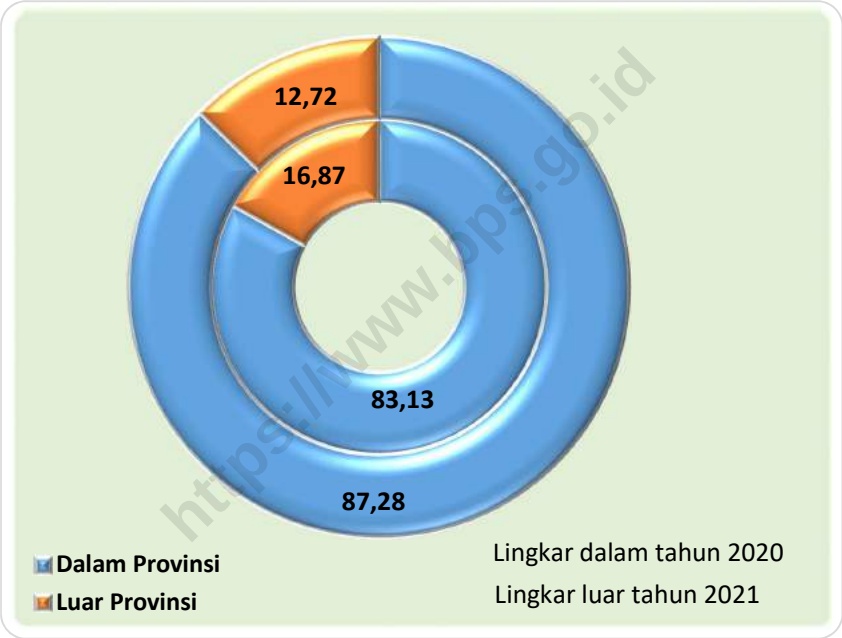

https://www.bps.go.id

Ekspor barang yang berasal dari Sumatera Selatan dan diekspor melalui pelabuhan dalam Provinsi Sumatera Selatan, pada tahun 2021 mengalami kenaikan 87,28 persen dibanding dengan tahun 2020. Kenaikan Ekspor barang didalam provinsi Sumatera Selatan diikuti juga dengan naiknya Ekspor melalui pelabuhan di luar Sumatera Selatan, yang naik sebesar 12,72 persen dari US$607,7 juta menjadi US$672,3 juta.

Pada tahun 2021, nilai ekspor nonmigas asal barang dari Provinsi Sumatera Selatan memberikan share terbesar terhadap total ekspor Provinsi Sumatera Selatan yaitu

mencapai 98,25 persen. Sisanya, sebesar 1,75 persen merupakan share dari nilai ekspor migas, yang berasal dari industri pengolahan hasil minyak.

Jika dilihat menurut sektor, sektor industri pengolahan masih memberikan peranan terbesar yaitu sebesar 64,21 persen, diikuti oleh sektor pertambangan nonmigas sebesar 33,01 persen, dan sektor pertanian sebesar 1,03 persen (Tabel 16).

Pada tahun 2021 nilai ekspor dari Provinsi Sumatera Selatan mengalami kenaikan sebesar 46,74 persen jika dibandingkan dengan tahun 2020. Hal ini disebabkan oleh terjadinya kenaikan di sektor nonmigas sebesar 51,58 persen .

Penurunan di sektor migas, terjadi pada industri pengolahan hasil minyak yang turun sebesar US$83,7 juta. Pada tahun 2020 nilai ekspornya mencatat nilai sebesar US$176,3 juta, kemudian turun menjadi US$92,6 juta pada tahun 2021.

Sementara itu, di sektor nonmigas, hampir semua sektor mengalami kenaikan diantaranya sektor industri pengolahan naik 22,12 persen, sektor pertambangan mengalami kenaikan yang cukup signifikan sebesar 190,32 persen, dan di sektor pertanian mengalami kenaikan sebesar 18,93 persen.

https://www.bps.go.id

Tabel 16. Perkembangan Nilai Ekspor Asal Barang Sumatera Selatan
Menurut Sektor Tahun 2019–2021

Sektor	Nilai (US$ Juta)			Pertumbuhan (%) yoy	Peranan 2021 thd total (%)
	2019	2020	2021	2021	
(1)	(2)	(3)	(4)	(5)	(6)
Sumatera Selatan	**4.059,3**	**3.602,4**	**5.286,0**	**46,74**	**100,00**
Migas	**270,7**	**176,3**	**92,6**	**-47,46**	**1,75**
Industri Pengolahan Hasil Minyak	270,7	176,3	92,6	-47,46	1,75
Nonmigas	**3.788,7**	**3.426,1**	**5.193,4**	**51,58**	**98,25**
Industri Pengolahan	2.990,5	2.779,3	3.393,9	22,12	64,21
Industri Karet, Barang Dari Karet Dan Plastik	1.288,2	1.127,6	1.587,6	40,80	30,03
Industri Kertas dan Barang Dari Kertas	1.349,9	1.209,7	1.306,0	7,96	24,71
Industri Makanan	128,3	176,2	247,3	40,36	4,68
Lainnya	224,1	265,8	253,1	-4,80	4,79
Pertambangan	767,5	601,1	1.745,0	190,32	33,01
Pertambangan Batu Bara Dan Lignit	767,5	601,1	1.745,0	190,32	33,01
Pertanian	30,6	45,8	54,5	18,93	1,03
Pertanian Tanaman Tahunan	27,9	40,3	42,4	5,17	0,80
Pemungutan Hasil Hutan Bukan Kayu	0,5	5,0	11,4	129,87	0,22
Perikanan Budidaya	2,1	0,5	0,6	26,95	0,01
Lainnya	0,0	0,0	0,0	212,32	0,00

Sumber: Dokumen PEB, Dokumen PT POS, Data Instansi Lain, Survei Perdagangan Lintas Batas Laut

Pertumbuhan yang positif di sektor industri pengolahan pada tahun 2021 disebabkan oleh kenaikan pada hampir semua komoditas, kecuali industri pengolahan hasil minyak yang mengalami penurunan sebesar 47,46 persen.

Kenaikan juga terjadi di sektor Pertambangan, yaitu pada pertambangan batubara dan lignit sebesar 190,32 persen.

Selanjutnya, kenaikan di sektor pertanian, yang terjadi pada dua komoditas utama di sektor pertanian. Kenaikan terbesar terjadi pada nilai ekspor pemungutan hasil hutan bukan kayu, yaitu naik sebesar 129,87 persen. Komoditas perikanan Budidaya yang mengalami kenaikan sebesar 26,95 persen.

Tabel 17. Negara Tujuan Utama Ekspor Asal Barang Sumatera Selatan
Tahun 2017–2021

Negara Tujuan Utama	Nilai (US$ Juta)					Pertumbuhan (%) yoy	Peranan 2021 thd total (%)
	2017	2018	2019	2020	2021	2021	
(1)	(2)	(3)	(4)	(5)	(6)	(7)	(8)
Tiongkok	1 200,6	1 388,6	1 327,3	1 311,0	2 127,3	62,27	40,24
Amerika Serikat	390,2	358,1	353,0	284,7	475,4	66,96	8,99
Jepang	269,4	240,0	253,0	202,7	330,4	62,99	6,25
Malaysia	371,0	554,6	425,8	327,2	310,1	-5,25	5,87
India	342,6	361,9	282,4	231,2	251,4	8,76	4,76
Lainnya	1 443,1	1 478,2	1 417,9	1 245,6	1 791,5	43,83	33,89
Total	**4 016,8**	**4 381,4**	**4 059,4**	**3 602,4**	**5 286,0**	**46,74**	**100,00**

Sumber: Dokumen PEB, Dokumen PT POS, Data Instansi Lain, Survei Perdagangan Lintas Batas Laut

https://www.bps.go.id

Pada tahun 2021, negara tujuan utama ekspor dari Provinsi Sumatera Selatan dengan share terbesar adalah ke Tiongkok yaitu sebesar 40,24 persen. Diikuti oleh Amerika Serikat 8,99 persen; Jepang 6,25 persen; Malaysia 5,87 persen; dan India 4,76 persen. Sisanya 33,89 persen tersebar ke beberapa negara tujuan lainnya (Tabel 17).

Ekspor dengan negara tujuan utama Tiongkok didominasi oleh komoditas industri kertas dan barang dari kertas yang memiliki peranan sebesar 47,55 persen. Kemudian, untuk negara tujuan utama Amerika Serikat, komoditas yang memberikan peranan terbesar diantara komoditas lainnya adalah industri karet, barang dari karet dan plastik, dengan share 99,15 persen. Selanjutnya untuk Negara Jepang didominasi oleh komoditas industri karet, barang dari karet dan plastik dengan share sebesar 81,09 persen.

Tabel 18. Negara Tujuan Dan Komoditas Utama
Ekspor Asal Barang Sumatera Selatan Tahun 2019–2021

Negara Tujuan Utama / Komoditas Utama	Nilai (US$ Juta)			Pertumbuhan (YoY)	Peranan 2021 thd total (%)
	2019	2020	2021	2021	
(1)	(2)	(3)	(4)	(5)	(6)
Tiongkok	**1.327,3**	**1.311,0**	**2.127,3**	**62,27**	**100,00**
Industri Kertas Dan Barang Dari Kertas	1.130,6	979,4	1.011,6	3,28	47,55
Pertambangan Batu Bara Dan Lignit	68,7	87,9	956,4	988,15	44,96
Industri Karet, Barang Dari Karet Dan Plastik	90,8	152,1	102,7	-32,48	4,83
Pertanian Tanaman Tahunan	11,8	15,7	29,4	86,37	1,38
Lainnya	25,3	75,7	27,2	-64,13	1,28
Amerika Serikat	**353,0**	**284,7**	**475,4**	**66,96**	**100,00**
Industri Karet, Barang Dari Karet Dan Plastik	344,9	268,8	471,4	75,33	99,15
Industri Kertas Dan Barang Dari Kertas	6,0	14,0	1,6	-88,52	0,34
Pertanian Tanaman Tahunan	0,5	1,0	1,3	31,64	0,27
Industri Kayu, Barang Dari Kayu Dan Gabus (Tidak Termasuk Furnitur) Dan Barang Anyaman Dari Bambu, Rotan Dan Sejenisnya	0,7	0,6	0,7	19,83	0,16
Lainnya	1,0	0,4	0,5	19,84	0,10
Jepang	**253,0**	**202,7**	**330,4**	**62,99**	**100,00**
Industri Karet, Barang Dari Karet Dan Plastik	222,1	171,0	267,9	56,67	81,09
Pertambangan Batu Bara Dan Lignit	13,6	12,0	34,1	185,35	10,32
Industri Kayu, Barang Dari Kayu Dan Gabus (Tidak Termasuk Furnitur) Dan Barang Anyaman Dari Bambu, Rotan Dan Sejenisnya	9,8	8,4	12,3	46,50	3,72
Pemungutan Hasil Hutan Bukan Kayu		3,7	8,4	125,34	2,56
Lainnya	7,6	7,6	7,6	0,30	2,32

Sumber: Dokumen PEB, Dokumen PT POS, Data Instansi Lain, Survei Perdagangan Lintas Batas Laut

https://www.bps.go.id

3.7 Ekspor Provinsi Asal Barang Bengkulu

Nilai ekspor provinsi asal barang Bengkulu tahun 2021 tercatat sebesar US$238,1 juta. Sekitar 75,94 persen atau senilai US$180,8 juta, diekspor melalui pelabuhan yang terdapat di dalam provinsi. Sedangkan sisanya, 24,06 persen diekspor melalui luar Provinsi Bengkulu diantaranya melalui Provinsi Sumatera Selatan, DKI Jakarta, Sumatera Barat, dan provinsi lainnya.

Gambar 8. Persentase Nilai Ekspor Asal Bengkulu
Menurut Letak Pelabuhan Muat Tahun 2020-2021

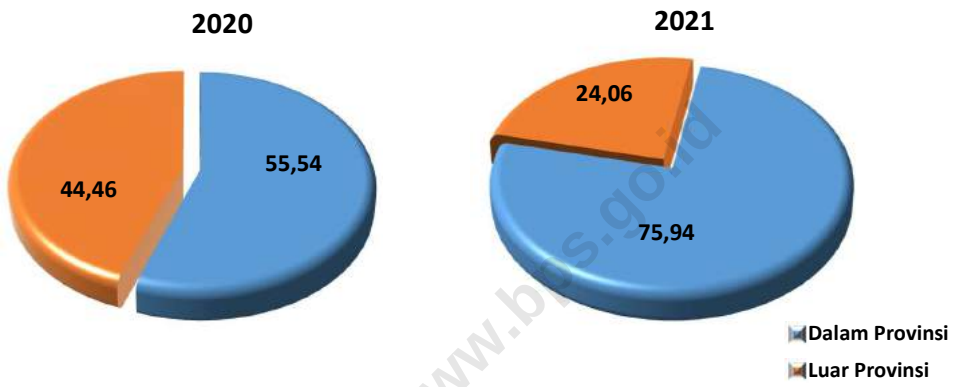

https://www.bps.go.id

Peranan ekspor asal barang dari Provinsi Bengkulu pada tahun 2021 didominasi oleh sektor pertambangan nonmigas yang peranannya mencapai 73,62 persen, diikuti oleh sektor industri pengolahan dengan share 24,03 persen. Sementara itu sektor pertanian hanya menyumbang sebesar 2,35 persen.

Pada tahun 2021 nilai ekspor dari provinsi asal barang Bengkulu mengalami kenaikan sebesar 54,89 persen jika dibandingkan dengan tahun 2020. Kenaikan nilai ekspor nonmigas tahun 2021 tersebut disebabkan oleh terjadinya kenaikan ekspor yang cukup signifikan pada sektor pertambangan sebesar 115,95 persen. Namun kenaikan tersebut tidak diikuti oleh Industri pengolahan dan Pertanian yang masing-masing turun sebesar 13,22 persen dan 15,48 persen (Tabel 19).

Tabel 19. Perkembangan Nilai Ekspor Asal Barang Bengkulu
Menurut Sektor Tahun 2019–2021

Sektor	Nilai (US$ Juta)			Pertumbuhan % (YoY)	Peranan 2021 thd total (%)
	2019	2020	2021	2021	
(1)	(2)	(3)	(4)	(5)	(6)
Bengkulu	**208,6**	**153,7**	**238,1**	**54,89**	**100,00**
Nonmigas	**208,6**	**153,7**	**238,1**	**54,89**	**100,00**
Pertambangan	105,8	81,2	175,3	115,95	73,62
Pertambangan Batu Bara Dan Lignit	105,4	81,2	175,3	115,95	73,62
Pertambangan Bijih Logam	0,5			-	0,00
Industri Pengolahan	93,4	65,9	57,2	-13,22	24,03
Industri Karet, Barang Dari Karet Dan Plastik	57,0	46,8	57,2	22,34	24,03
Industri Pengolahan Lainnya	0,0	0,0	0,0	-81,74	0,00
Industri Mesin Dan Perlengkapan Ytdl		0,0	0,0	-98,46	0,00
Lainnya	36,4	19,1	0,0	-100,00	0,00
Pertanian	9,3	6,6	5,6	-15,48	2,35
Pemungutan Hasil Hutan Bukan Kayu	9,2	6,6	5,5	-16,15	2,33
Pertanian Tanaman Tahunan	0,1	0,0	0,1	225,72	0,03

Sumber: Dokumen PEB, Dokumen PT POS, Data Instansi Lain, Survei Perdagangan Lintas Batas Laut

Penurunan ekspor non migas yang terbesar di tahun 2021 terjadi pada sektor pertanian yaitu penurunannya mencapai 15,48 persen. Penurunan di sektor pertanian disebabkan oleh terjadinya penurunan ekspor komoditas Pemungutan hasil hutan bukan kayu yang turun sebesar 16,15 persen.

Demikian pula halnya pada sektor industri pengolahan yang juga mengalami penurunan. Hal ini disebabkan oleh penurunan ekspor komoditas pengolahan lainnya dan industri mesin dan perlengkapan ytdl, yang masing-masing sebesar 81,74 persen dan 98,46 persen.

https://www.bps.go.id

Tabel 20. Negara Tujuan Utama Ekspor Asal Barang Bengkulu
Tahun 2017–2021

Negara Tujuan Utama	Nilai (US$ Juta)					2021	
	2017	2018	2019	2020	2021	Pertumbuhan (%) yoy	Peranan thd total (%)
(1)	(2)	(3)	(4)	(5)	(6)	(7)	(8)
Tiongkok	19,6	34,3	9,3	8,9	43,2	384,29	18,16
India	29,4	27,5	17,1	26,3	32,5	23,84	13,66
Kamboja	11,1	11,1	9,8	1,1	29,9	2.714,31	12,56
Filipina	19,4	31,0	30,2	23,9	26,0	9,10	10,94
Thailand	3,9	10,9	18,4	12,2	20,6	68,72	8,64
Lainnya	192,0	157,2	123,7	81,4	85,8	5,41	36,05
Total	**275,3**	**271,9**	**208,6**	**153,7**	**238,1**	**54,89**	**100,00**

Sumber: Dokumen PEB, Dokumen PT POS, Data Instansi Lain, Survei Perdagangan Lintas Batas Laut

Ekspor asal barang dari Bengkulu menurut negara tujuan utamanya disajikan pada Tabel 20. Ekspor asal barang dari Bengkulu tahun 2021 yang terbesar ditujukan ke Kamboja sebesar US$29,9 juta atau 2.714,31 persen. Kemudian diikuti oleh negara tujuan Tiongkok, Thailand, India, dan Filipina. Dengan persentase berturut-turut 384,29 persen; 68,72 persen; 23,84 persen; dan 9,10 persen. Sisanya 5,41 persen merupakan kumulatif beberapa negara tujuan lainnya

Komoditas ekspor asal barang dari Bengkulu yang ditujukan ke India adalah komoditas pertambangan batu bara dan lignit yang persentasenya mendekati 100 persen atau senilai US$29,4 juta. Sementara itu, ekspor yang ditujukan ke Kamboja seluruhnya adalah komoditas Pertambangan batu bara dan lignit dengan nilai US$29,9 juta.

Tabel 21. Negara Tujuan Dan Komoditas Utama Ekspor Asal Barang Bengkulu Tahun 2019–2021

Negara tujuan Komoditas utama	Nilai (US$ Juta)			2021	
	2019	2020	2021	Pertumbuhan (%) yoy	Peranan thd total (%)
(1)	(2)	(3)	(4)	(5)	(6)
Tiongkok	**9,3**	**8,9**	**43,2**	**384,28**	**100,00**
Pertambangan Batu Bara Dan Lignit	5,1	0,7	38,5	5.665,63	89,10
Industri Karet, Barang Dari Karet Dan Plastik	1,7	7,1	4,7	-33,95	10,90
Industri Bahan Kimia Dan Barang Dari Bahan Kimia	0,1	0,0		-100,00	0,00
Pertambangan Bijih Logam	0,3			-	0,00
Lainnya	2,1	1,1	0,0	-100,00	0,00
India	**17,1**	**26,3**	**32,5**	**23,84**	**100,00**
Pertambangan Batu Bara Dan Lignit	15,4	24,5	29,4	20,21	90,51
Industri Karet, Barang Dari Karet Dan Plastik	1,6	1,8	3,1	75,07	9,49
Pertanian Tanaman Tahunan	0,1			-	0,00
Industri Kayu, Barang Dari Kayu Dan Gabus (Tidak Termasuk Furnitur) Dan Barang Anyaman Dari Bambu, Rotan Dan Sejenisnya	0,0	0,0		-100,00	0,00
Lainnya	0,0	0,0	0,0	-100,00	0,00
Kamboja	**9,8**	**1,1**	**29,9**	**2.714,37**	**100,00**
Pertambangan Batu Bara Dan Lignit	9,8	1,1	29,9	2.714,37	100,00
Industri Pengolahan Lainnya	0,0			-	0,00

Sumber: Dokumen PEB, Dokumen PT POS, Data Instansi Lain, Survei Perdagangan Lintas Batas Laut

Negara tujuan komoditas utama ekspor asal barang Bengkulu, hampir seluruhnya mengalami kenaikan. Kenaikan terbesar adalah Negara Kamboja yang dipengaruhi oleh komoditas pertambangan batu bara dan lignit sebesar 2.714,37 persen. Kemudian negara Tiongkok dengan komoditas pertambangan batu bara dan lignit sebesar 5.665,63 persen.

https://www.bps.go.id

Selanjutnya India yang dipengaruhi oleh komoditas pertambangan batu bara dan lignit sebesar 20,21 persen. Kenaikan di beberapa negara tidak diikuti oleh turunnya beberapa komoditas. Penurunan terbesar terjadi pada komoditas industri bahan kimia dan barang dari bahan kimia serta komoditas industri kayu, barang dari kayu dan gabus (tdk termasuk furniture) dan barang anyaman dari bamboo, rotan dan sejenisnya yang masing-masing sebesar 100 persen (Tabel 21).

https://www.bps.go.id

3.8 Ekspor Provinsi Asal Barang Lampung

Nilai ekspor asal barang dari Provinsi Lampung tahun 2021 tercatat sebesar US$4.844,0 juta. Hampir seluruhnya diekspor melalui pelabuhan yang terdapat di dalam Provinsi Lampung, yaitu sebesar 88,50 persen atau senilai US$4.287,1 juta. Sedangkan sisanya yaitu US$557,0 juta (11,50 persen) di ekspor melalui pelabuhan di luar Lampung, diantaranya melalui Provinsi DKI Jakarta, Jawa Timur, Sumatera Selatan, dan provinsi lainnya.

Ekspor barang yang berasal dari Lampung dan diekspor melalui pelabuhan dalam Provinsi Lampung, pada tahun 2021 mengalami peningkatan 49,10 persen dibanding dengan tahun 2020. Sedangkan untuk ekspor melalui pelabuhan di luar Lampung juga mengalami kenaikan 106,74 persen, dengan nilai US$557,0 juta di tahun 2021.

Ekspor asal barang dari Provinsi Lampung pada tahun 2021 didominasi oleh sektor industri pengolahan nonmigas yang peranannya mencapai 73,05 persen, diikuti oleh sektor pertambangan sebesar 16,33 persen, dan sektor pertanian sebesar 10,62 persen

https://www.bps.go.id

Tabel 22. Perkembangan Nilai Ekspor Asal Barang Lampung
Menurut Sektor Tahun 2019 – 2021

Sektor	Nilai (US$ Juta)			Pertumbuhan % (YoY)	Peranan 2021 thd total (%)
	2019	2020	2021	2021	
(1)	(2)	(3)	(4)	(5)	(6)
Lampung	**2.929,2**	**3.144,8**	**4.844,0**	**54,04**	**100,00**
Migas	**0,0**	**0,0**		**-100,00**	0,00
Industri Pengolahan Hasil Minyak	0,0	0,0		-100,00	0,00
Nonmigas	**2.929,2**	**3.144,7**	**4.844,0**	**54,04**	**100,00**
Industri Pengolahan	2.041,7	2.369,4	3.538,5	49,34	73,05
Industri Makanan	1.468,7	1.896,4	2.896,4	52,73	59,79
Industri Bahan Kimia Dan Barang Dari Bahan Kimia	207,4	143,1	247,5	72,97	5,11
Industri Kertas Dan Barang Dari Kertas	203,4	170,9	206,5	20,88	4,26
Lainnya	162,3	159,0	188,1	18,26	3,88
Pertanian	435,8	468,7	514,6	9,78	10,62
Pertanian Tanaman Tahunan	430,2	463,7	506,3	9,17	10,45
Pemungutan Hasil Hutan Bukan Kayu	4,3	4,1	7,5	83,33	0,16
Perikanan Tangkap	0,9	0,7	0,5	-29,64	0,01
Lainnya	0,4	0,2	0,3	44,76	0,01
Pertambangan	451,7	306,6	790,9	157,97	16,33
Pertambangan Batu Bara Dan Lignit	451,5	306,3	790,5	158,08	16,32
Pertambangan Dan Penggalian Lainnya	0,1	0,3	0,4	40,69	0,01

Sumber: Dokumen PEB, Dokumen PT POS, Data Instansi Lain, Survei Perdagangan Lintas Batas Laut

Jika dibandingkan dengan tahun 2020, nilai ekspor dari Provinsi Lampung tahun 2021 mengalami peningkatan sebesar 54,04 persen. Sebagian besar sektor mengalami

peningkatan pada tahun 2021, sektor industri pengolahan nonmigas naik sebesar 49,34 persen dari US$2.369,4 juta di tahun 2020 menjadi US$3.538,5 juta di tahun 2021. Sektor pertambangan juga mengalami peningkatan sebesar 157,97 persen atau senilai US$790,5 juta. Begitu juga pada sektor pertanian yang mengalami peningkatan 9,78 persen, dari US$468,7 juta di tahun 2020 menjadi US$514,6 juta di tahun 2021.

Peningkatan nilai ekspor sektor industri pertambangan nonmigas tahun 2021 disebabkan oleh peningkatan nilai ekspor pada komoditas pertambangan batu bara dan lignit sebesar 158,08 persen, dari US$306,3 juta pada tahun 2020 naik menjadi US$790,5 juta pada tahun 2021 dan pertambangan dan penggalian lainnya yang naik 40,69 persen atau senilai US$0,4 juta. Share dari nilai ekspor komoditas pertambangan batu bara dan lignit ini pada tahun 2021 mencapai 16,32 persen, sehingga peningkatan yang terjadi cukup memberikan pengaruh terhadap pertumbuhan nilai ekspor sektor industri pertambangan maupun terhadap keseluruhan nilai ekspor asal barang Provinsi Lampung.

Tabel 23. Negara Tujuan Utama Ekspor Asal Barang Lampung
Tahun 2017 – 2021

Negara Tujuan Utama	Nilai (US$ Juta)					2021	
	2017	2018	2019	2020	2021	Pertumbuhan (%) yoy	Peranan thd total (%)
(1)	(2)	(3)	(4)	(5)	(6)	(7)	(8)
Tiongkok	445,6	428,5	311,5	327,6	925,3	182,41	19,10
Amerika Serikat	465,0	421,0	386,0	504,3	832,5	65,10	17,19
Italia	363,8	298,0	138,6	249,8	414,2	65,85	8,55
Pakistan	104,9	98,2	226,4	253,0	359,9	42,24	7,43
Belanda	266,5	282,9	154,6	186,5	283,2	51,83	5,85
Lainnya	1.732,1	1.847,0	1.664,6	1.657,3	1.504,6	-9,21	47,85
Total	**3.873,3**	**3.437,4**	**2.929,2**	**3.144,8**	**4.844,0**	**54,04**	**100,00**

Sumber: Dokumen PEB, Dokumen PT POS, Data Instansi Lain, Survei Perdagangan Lintas Batas Laut

Pertumbuhan positif yang terjadi pada sektor pertanian terutama disebabkan oleh meningkatnya ekspor komoditas tanaman tahunan sebesar 9,17 persen, dari US$463,7 juta pada tahun 2020 naik menjadi US$506,3 juta pada tahun 2022. Demikian pula dengan sektor industri pengolahan, pertumbuhan positif yang terjadi disebabkan karena meningkatnya industri makanan sebesar 52,73 persen menjadi US$2.896,4 juta pada tahun 2021.

https://www.bps.go.id

Berdasarkan Tabel 23, Tiongkok merupakan negara tujuan ekspor terbesar asal barang Provinsi Lampung, dengan peranan 19,10 persen. Diikuti oleh Amerika Serikat dan Italia dengan share 17,19 persen dan 8,55 persen. Pakistan dan Belanda merupakan negara tujuan ekspor berikutnya dengan share masing-masing 7,43 persen dan 5,85 persen.

Dari lima negara tujuan utama tersebut, pertumbuhan ekspor tertinggi tahun 2021 untuk asal barang dari Lampung adalah Tiongkok, peningkatannya mencapai 182,41 persen. Kemudian Italia dan Amerika Serikat yang nilai ekspornya meningkat sebesar 65,85 persen dan 65,10 persen.

Tabel 24. Negara Tujuan dan Komoditas Utama Ekspor Asal Barang Lampung Tahun 2017 – 2019

Negara tujuan Komoditas utama	Nilai (US$ Juta)			2021	
	2019	2020	2021	Pertumbuhan (%) yoy	Peranan thd total (%)
(1)	(2)	(3)	(4)	(5)	(6)
Tiongkok	**311,5**	**327,6**	**925,3**	**182,41**	**100,00**
Pertambangan Batu Bara Dan Lignit	22,4	61,1	458,8	651,48	49,59
Industri Makanan	40,9	32,0	185,7	479,40	20,07
Industri Kertas Dan Barang Dari Kertas	118,8	127,6	145,5	14,00	15,72
Industri Bahan Kimia Dan Barang Dari Bahan Kimia	78,3	35,5	69,0	94,65	7,46
Lainnya	51,0	71,5	66,3	-7,26	7,16
Amerika Serikat	**386,0**	**504,3**	**832,5**	**65,10**	**100,00**
Industri Makanan	336,2	446,9	743,1	66,27	89,26
Pertanian Tanaman Tahunan	43,1	50,6	74,3	46,81	8,92
Industri Karet, Barang Dari Karet Dan Plastik	2,4	1,4	12,1	767,46	1,45
Industri Bahan Kimia Dan Barang Dari Bahan Kimia	3,4	3,8	2,1	-45,18	0,25
Lainnya	0,9	1,5	0,9	-40,07	0,11
Italia	**138,6**	**249,8**	**414,2**	**65,85**	**100,00**
Industri Makanan	96,5	213,1	330,6	55,15	79,82
Industri Bahan Kimia Dan Barang Dari Bahan Kimia	0,0	0,1	48,6	33.418,94	11,74
Pertanian Tanaman Tahunan	40,6	35,0	32,8	-6,32	7,92
Industri Karet, Barang Dari Karet Dan Plastik	1,3	1,5	2,1	46,78	0,51
Lainnya	0,1	0,0	0,0	-27,79	0,00

Sumber: Dokumen PEB, Dokumen PT POS, Data Instansi Lain, Survei Perdagangan Lintas Batas Laut

https://www.bps.go.id

Berdasarkan komoditasnya, ekspor asal barang Lampung ke Tiongkok didomimasi oleh komoditas pertambangan batu bara dan lignit (49,59 persen) diikuti komoditas industri makanan (20,07 persen), industri kertas dan barang dari kertas (15,72 persen) dan industri bahan kimia dan barang dari bahan kimia (7,46 persen).

Negara tujuan ekspor terbesar kedua adalah Amerika Serikat, dengan komoditas ekspor terbesar adalah industri makanan (89,26 persen), diikuti oleh pertanian tanaman tahunan (8,92 persen), industri karet, barang dari karet dan plastik (1,45 persen) serta industri bahan kimia dan barang dari bahan kimia (0,25 persen).

Selanjutnya, untuk negara tujuan Italia, komoditas industri makanan memberikan nilai ekspor dengan share terbesar yaitu mencapai 79,82 persen, diikuti oleh industri bahan kimia dan barang dari bahan kimia (11,74 persen), pertanian tanaman tahunan (7,92 persen), dan industri karet, barang dari karet dan plastik (0,51 persen).

https://www.bps.go.id

3.9 Ekspor Provinsi Asal Barang Kepulauan Bangka Belitung

Pada tahun 2021, nilai ekspor provinsi asal barang Kepulauan Bangka Belitung tercatat sebesar US$2.672,1 juta. Hampir seluruhnya diekspor melalui pelabuhan yang terdapat di dalam Provinsi Kepulauan Bangka Belitung, yaitu sebesar 84,33 persen atau senilai US$2.253,5 juta. Sedangkan sisanya yaitu US$418,6 juta (15,67 persen) di ekspor melalui pelabuhan di luar Kepulauan Bangka Belitung, diantaranya melalui Provinsi Jambi, DKI Jakarta, dan provinsi lainnya.

Gambar 9. Persentase Nilai Ekspor Asal Bangka Belitung
Menurut Letak Pelabuhan Muat Tahun 2020-2021

https://www.bps.go.id

Barang yang berasal dari Kepulauan Bangka Belitung yang diekspor melalui pelabuhan dalam Provinsi Kepulauan Bangka Belitung, pada tahun 2021 mengalami peningkatan 89,55 persen dibanding dengan tahun 2020. Ekspor melalui pelabuhan di luar Kepulauan Bangka Belitung juga mengalami peningkatan 309,18 persen.

Nilai ekspor dari Provinsi Kepulauan Bangka Belitung tahun 2021 mengalami peningkatan sebesar 106,95 persen jika dibandingkan dengan tahun 2020. Hampir semua sektor nonmigas mengalami peningkatan pada tahun 2021, kecuali sektor pertanian yang mengalami penurunan 7,75 persen, dari US$42,3 juta menjadi US$39,0 juta.

Sektor industri pengolahan nonmigas naik sebesar 111,01 persen dari US$1.241,5 juta di tahun 2020 menjadi US$2.619,7 juta di tahun 2021. Hal ini disebabkan oleh

peningkatan yang terjadi pada ekspor komoditas industri logam dasar sebesar 125,39 persen dengan peranan 86,85 persen, industri makanan juga mengalami peningkatan sebesar 52.09 persen dan industri karet, barang dari karet dan plastik juga mengalami peningkatan sebesar 14,73 persen.

Tabel 25. Perkembangan Nilai Ekspor Asal Barang Kepulauan Bangka Belitung Menurut Sektor Tahun 2019–2021

Sektor	Nilai (US$ Juta)			Pertumbuhan % (YoY)	Peranan 2021 thd total (%)
	2019	2020	2021	2021	
(1)	(2)	(3)	(4)	(5)	(6)
Kepulauan Bangka Belitung	**1.451,3**	**1.291,2**	**2.672,1**	**106,95**	**100,00**
Migas	**79,7**			**-**	0,00
Pertambangan	79,7			-	0,00
Minyak Mentah	79,7			-	0,00
Nonmigas	**1.371,6**	**1.291,2**	**2.672,1**	**106,95**	**100,00**
Industri Pengolahan	1.312,6	1.241,5	2.619,7	111,01	98,04
Industri Logam Dasar	1.109,4	1.029,7	2.320,8	125,39	86,85
Industri Makanan	161,8	175,7	267,3	52,09	10,00
Industri Karet, Barang Dari Karet Dan Plastik	19,7	18,4	21,1	14,73	0,79
Lainnya	21,6	17,7	10,5	-40,56	0,39
Pertanian	51,8	42,3	39,0	-7,75	1,46
Pertanian Tanaman Tahunan	39,1	23,6	23,9	1,17	0,89
Perikanan Tangkap	12,3	17,0	14,8	-13,32	0,55
Perikanan Budidaya	0,4	0,9	0,4	-57,56	0,01
Lainnya	0,00	0,77	0,0	-99,24	0,00
Pertambangan	7,2	7,3	13,3	81,80	0,50
Pertambangan Dan Penggalian Lainnya	7,2	6,5	11,3	72,42	0,42
Pertambangan Bijih Logam		0,8	2,1	157,99	0,08

Sumber: Dokumen PEB, Dokumen PT POS, Data Instansi Lain, Survei Perdagangan Lintas Batas Laut

https://www.bps.go.id

Sektor pertambangan juga mengalami peningkatan sebesar 81,80 persen, dari US$7,3 juta di tahun 2020 menjadi US$13,3 juta di tahun 2021. Peningkatan terbesar pada sektor pertambangan tejadi pada komoditas pertambangan bijih logam, yaitu dari US$0,8 juta di tahun 2020 menjadi US$2,1 juta (naik 157,99 persen). Sementara itu untuk pertambangan dan penggalian lainnya juga mengalami peningkatan sebesar 72,42 persen dari tahun sebelumnya.

Ekspor asal barang dari Provinsi Kepulauan Bangka Belitung pada tahun 2021 didominasi oleh sektor industri pengolahan nonmigas yang peranannya mencapai 98,04 persen, diikuti oleh sektor pertanian sebesar 1,46 persen, dan sektor pertambangan sebesar 0,50 persen (Tabel 25).

Tabel 26. Negara Tujuan Utama Ekspor Asal Barang Kepulauan Bangka Belitung Tahun 2017–2021

Negara Tujuan Utama	Nilai (US$ Juta)					2021	
	2017	2018	2019	2020	2021	Pertumbuhan (%) yoy	Peranan thd total (%)
(1)	(2)	(3)	(4)	(5)	(6)	(7)	(8)
Singapura	509,9	403,0	566,8	206,1	518,8	151,75	19,42
Belanda	223,8	173,1	56,1	133,6	389,7	191,60	14,58
Korea Selatan	168,9	195,1	118,7	132,1	290,0	119,47	10,85
India	123,8	162,6	179,6	162,1	254,9	57,30	9,54
Jepang	192,8	209,2	111,0	101,1	241,4	138,88	9,03
Lainnya	640,7	701,8	419,1	556,2	977,2	75,70	36,57
Total	**1.859,93**	**1.844,82**	**1.451,31**	**1.291,16**	**2.672,05**	**106,95**	**100,00**

Sumber: Dokumen PEB, Dokumen PT POS, Data Instansi Lain, Survei Perdagangan Lintas Batas Laut

Berdasarkan Tabel 26, Singapura merupakan negara tujuan ekspor terbesar asal barang Provinsi Kepulauan Bangka Belitung, dengan peranan 19,42 persen. Diikuti oleh Belanda dan Korea Selatan dengan share 14,58 persen dan 10,85 persen. India dan Jepang merupakan negara tujuan ekspor berikutnya dengan share masing-masing 9,54 persen dan 9,03 persen.

Dari lima negara tujuan utama tersebut, pertumbuhan ekspor tertinggi tahun 2021 untuk asal barang dari Kepulauan Bangka Belitung adalah Belanda, peningkatannya mencapai 191,60 persen.

Jika dilihat berdasarkan negara tujuan dan komoditas utamanya, komoditas industri logam dasar merupakan komoditas yang memberikan share terbesar terhadap ekspor dengan negara tujuan Singapura, yaitu sebesar 95,55 persen. Komoditas tersebut juga memberikan nilai ekspor dengan share terbesar untuk negara tujuan Belanda dan Korea Selatan, masing-masing dengan share 83,58 persen dan 96,36 persen (Tabel 27).

https://www.bps.go.id

Tabel 27. Negara Tujuan dan Komoditas Utama Ekspor Asal Barang Kepulauan Bangka Belitung, Tahun 2019–2021

Negara Tujuan Utama Komoditas Utama	Nilai (US$ Juta)			Pertumbuhan % (YoY)	Peranan 2021 thd total (%)
	2019	2020	2021	2021	
(1)	(2)	(3)	(4)	(5)	(6)
Singapura	**566,8**	**206,1**	**518,8**	**151,75**	**100,00**
Industri Logam Dasar	532,8	181,8	495,7	172,67	95,55
Industri Makanan	19,8	19,6	16,3	-16,96	3,14
Industri Bahan Kimia Dan Barang Dari Bahan Kimia	1,5	2,7	5,0	85,55	0,95
Pertanian Tanaman Tahunan	0,9	1,9	1,8	-7,06	0,34
Lainnya	11,9	0,1	0,1	-5,40	0,02
Belanda	**56,1**	**133,6**	**389,7**	**191,60**	**100,00**
Industri Logam Dasar	51,4	105,2	325,7	209,73	83,58
Industri Makanan	2,6	24,1	58,9	144,51	15,11
Industri Bahan Kimia Dan Barang Dari Bahan Kimia	1,7	3,9	5,0	26,78	1,28
Pertanian Tanaman Tahunan	0,4	0,5	0,1	-76,71	0,03
Lainnya	0,0	0,0	0,0	-100,00	0,00
Korea Selatan	**118,7**	**132,1**	**290,0**	**119,47**	**100,00**
Industri Logam Dasar	101,6	125,5	279,4	122,60	96,36
Plastik	4,6	6,3	10,1	60,71	3,47
Lainnya	0,4	0,3	0,5	47,47	0,17
Industri Pengolahan Lainnya	0,0	0,0	0,0	-26,11	0,00
Lainnya	12,0	0,0	0,0	-	0,00

Sumber: Dokumen PEB, Dokumen PT POS, Data Instansi Lain, Survei Perdagangan Lintas Batas Laut

https://www.bps.go.id

3.10 Ekspor Provinsi Asal Barang Kepulauan Riau

Nilai ekspor provinsi asal barang Kepulauan Riau tahun 2021 tercatat sebesar US$14.545,1 juta. Hampir seluruh barang diekspor melalui pelabuhan yang terdapat di dalam Provinsi Kepulauan Riau, yaitu sekitar 99,89 persen atau senilai US$14.529,3 juta. Sedangkan sisanya yaitu US$15,8 juta (0,11 persen) di ekspor melalui pelabuhan di luar Kepulauan Riau, diantaranya melalui Provinsi DKI Jakarta, Riau, Sumatera Utara, dan provinsi lainnya.

Tabel 28. Perkembangan Nilai Ekspor Asal Barang Kepulauan Riau
Menurut Sektor Tahun 2019–2021

Sektor	Nilai (US$ Juta)			Pertumbuhan % (YoY)	Peranan 2021 thd total (%)
	2019	2020	2021	2021	
(1)	(2)	(3)	(4)	(5)	(6)
Kepulauan Riau	**11.154,4**	**11.170,4**	**14.545,1**	**30,21**	**100,00**
Migas	**2.006,3**	**1.364,9**	**2.157,0**	**58,03**	**14,83**
Pertambangan	1.606,5	1.128,9	1.573,3	39,36	10,82
Gas Alam	1.434,5	975,0	1.403,3	43,92	9,65
Minyak Mentah	172,0	153,9	170,0	10,47	1,17
Industri Pengolahan Hasil Minyak	399,8	236,0	583,4	147,23	4,01
Pengadaan Gas			0,4	-	0,00
Gas			0,4	-	0,00
Nonmigas	**9.148,1**	**9.805,6**	**12.388,2**	**26,34**	**85,17**
Industri Pengolahan	8.968,5	9.622,5	12.175,0	26,53	83,70
Industri Komputer, Barang Elektronik Dan Optik	1.993,8	2.496,5	2.779,5	11,34	19,11
Industri Peralatan Listrik	1.746,3	1.886,6	2.439,7	29,32	16,77
Industri Bahan Kimia Dan Barang Dari Bahan Kimia	1.557,0	1.493,4	2.367,9	58,56	16,28
Lainnya	3.671,4	3.746,0	4.587,9	22,47	31,54
Pertanian	110,7	127,9	128,3	0,34	0,88
Peternakan	63,3	80,1	72,7	-9,30	0,50
Perikanan Tangkap	30,8	26,1	24,7	-5,27	0,17
Pertanian Tanaman Tahunan	11,5	14,8	18,2	23,51	0,13
Lainnya	5,0	6,9	12,7	83,44	0,09
Pertambangan	68,8	55,2	84,6	53,35	0,58
Pertambangan Dan Penggalian Lainnya	47,3	48,4	79,3	63,86	0,55
Pertambangan Bijih Logam	21,5	6,7	5,3	-21,98	0,04
Pertambangan Minyak Bumi Dan Gas Alam Dan Panas Bumi	0,0	0,0	0,1	28,64	0,00
Lainnya			0,2	-	0,00
Pengelolaan Sampah Dan Daur Ulang			0,2	-	0,00

Sumber: Dokumen PEB, Dokumen PT POS, Data Instansi Lain, Survei Perdagangan Lintas Batas Laut

https://www.bps.go.id

Ekspor barang yang berasal dari Kepulauan Riau dan diekspor melalui pelabuhan dalam Provinsi Kepulauan Riau, pada tahun 2020 mengalami peningkatan dibanding dengan tahun 2019. Demikian juga untuk ekspor melalui pelabuhan di luar Kepulauan Riau, turun 0,11 persen dari US$15,8 juta menjadi US$34,7 juta.

Pada tahun 2021 nilai ekspor dari Provinsi Kepulauan Riau mengalami peningkatan jika dibandingkan dengan tahun 2020. Hal ini disebabkan oleh tingginya pertumbuhan nilai ekspor di sektor industri pengolahan nonmigas yaitu 26,53 persen. Padahal sektor industri pengolahan nonmigas ini memberikan sumbangan yang paling besar terhadap total nilai ekspor asal barang Kepulauan Riau, yaitu sebesar 85,17 persen. Selain itu, pada ekspor migas juga terjadi peningkatan sbesar 58,03 persen yaitu dari US$1.364,9 juta menjadi US$2.157,0 juta.

Pada sektor industri pengolahan nonmigas, peningkatan hanya terjadi pada industri peralatan listrik, yang naik 16,77 persen. Industri computer, barang eletronik dan optik serta industri bahan kimia dan barang dari bahan kimia juga mengalami peningkatan, yaitu sebesar 19,11 persen.

Selama periode 2017–2021, Singapura merupakan negara tujuan utama ekspor asal barang Kepulauan Riau. Pada tahun 2021, nilai ekspor asal barang dari Kepulauan Riau yang ditujukan ke Singapura memberikan share 36,26 persen. Diikuti oleh Amerika Serikat dengan share 15,95 persen, Tiongkok 13,48 persen, Malaysia 3,74 persen dan Australia 2,55 persen (Tabel 29).

https://www.bps.go.id

Tabel 29. Negara Tujuan Utama Ekspor Asal Barang Kepulauan Riau
Tahun 2017–2021

Negara Tujuan Utama	Nilai (US$ Juta)					2021	
	2017	2018	2019	2020	2021	Pertumbuhan (%) yoy	Peranan thd total (%)
(1)	(2)	(3)	(4)	(5)	(6)	(7)	(8)
Singapura	5.305,0	5.312,3	4.558,7	4.129,3	5.273,9	27,72	36,26
Amerika Serikat	680,2	799,1	1.164,4	1.945,1	2.320,4	19,29	15,95
Tiongkok	759,8	916,5	1.177,9	1.209,4	1.960,1	62,07	13,48
Malaysia	564,8	645,6	409,1	405,8	543,3	33,87	3,74
Australia	223,6	357,5	188,5	98,7	371,6	276,69	2,55
Lainnya	3.613,7	3.528,3	3.655,9	3.382,2	4.075,8	20,51	28,02
Total	**11.147,0**	**11.559,2**	**11.154,4**	**11.170,4**	**14.545,1**	**30,21**	**100,00**

Sumber: Dokumen PEB, Dokumen PT POS, Data Instansi Lain, Survei Perdagangan Lintas Batas Laut

Berdasarkan negara tujuan dan komoditas utamanya, komoditas industri komputer, barang elektronik dan optik serta pertambangan gas alam merupakan komoditas yang memberikan share cukup besar terhadap ekspor dengan negara tujuan Singapura, yaitu masing-masing sebesar 27,58 persen dan 24,54 persen. Sementara itu, untuk negara tujuan Samerika Serikat, komoditas yang memberikan share terbesar adalah 37,31 persen sedangkan komoditas industri peralatan listrik dengan share 28,22 persen.

Tabel 30. Negara Tujuan dan Komoditas Utama Ekspor Asal Barang Kepulauan Riau, Tahun 2019–2021

Negara Tujuan Utama / Komoditas Utama	Nilai (US$ Juta)			Pertumbuhan % (YoY)	Peranan 2021 thd total (%)
	2019	2020	2021	2021	
(1)	(2)	(3)	(4)	(5)	(6)
Singapura	**4.558,7**	**4.129,3**	**5.273,9**	**27,72**	**100,00**
Industri Komputer, Barang Elektronik Dan Optik	1.265,7	1.166,9	1.454,5	24,65	27,58
Gas Alam	1.263,7	855,8	1.294,4	51,25	24,54
Industri Peralatan Listrik	494,8	597,1	849,4	42,25	16,11
Industri Mesin Dan Perlengkapan Ytdl	222,0	239,8	325,8	35,87	6,18
Lainnya	1.312,4	1.269,7	1.349,7	6,31	25,59
Amerika Serikat	**1.164,4**	**1.945,1**	**2.320,4**	**19,29**	**100,00**
Industri Komputer, Barang Elektronik Dan Optik	414,1	945,3	865,7	-8,42	37,31
Industri Peralatan Listrik	239,2	451,8	654,8	44,94	28,22
Industri Makanan	129,9	173,6	237,3	36,68	10,23
Industri Bahan Kimia Dan Barang Dari Bahan Kimia	109,4	96,9	176,7	82,42	7,62
Lainnya	271,9	277,5	385,8	39,02	16,62
Tiongkok	**1.177,9**	**1.209,4**	**1.960,1**	**62,07**	**100,00**
Industri Bahan Kimia Dan Barang Dari Bahan Kimia	683,8	851,3	1.360,8	59,85	69,43
Industri Makanan	251,2	148,6	204,9	37,88	10,45
Industri Peralatan Listrik	76,3	91,6	82,9	-9,53	4,23
Hasil Minyak	0,0		81,4	-	4,15
Lainnya	166,7	117,9	230,1	95,15	11,74

Sumber: Dokumen PEB, Dokumen PT POS, Data Instansi Lain, Survei Perdagangan Lintas Batas Laut

Sama halnya dengan ekspor ke Tiongkok, komoditas utama yang diekspor Kepulauan Riau didominasi oleh komoditas industri bahan kimia dan barang dari bahan kimia, dengan share 69,43 persen. Gambaran mengenai nilai ekspor menurut negara tujuan utama dan komoditas utama ekspor barang asal Kepulauan Riau dapat dilihat pada Tabel 30.

https://www.bps.go.id

3.11 Ekspor Provinsi Asal Barang DKI Jakarta

Nilai ekspor provinsi asal barang DKI Jakarta tahun 2021 tercatat sebesar US$11,93 miliar. Sebagian besar diekspor melalui pelabuhan yang terdapat di dalam Provinsi DKI Jakarta, yaitu sekitar 98,72 persen atau senilai US$11,2 miliar. Sedangkan sisanya yaitu US$144,1 juta di ekspor melalui pelabuhan di luar DKI Jakarta, diantaranya melalui Provinsi Jawa Timur, Kepulauan Riau dan Bali serta provinsi lainnya.

Gambar 10. Persentase Nilai Ekspor Asal DKI Jakarta
Menurut Pelabuhan Muat Utama Tahun 2019–2021

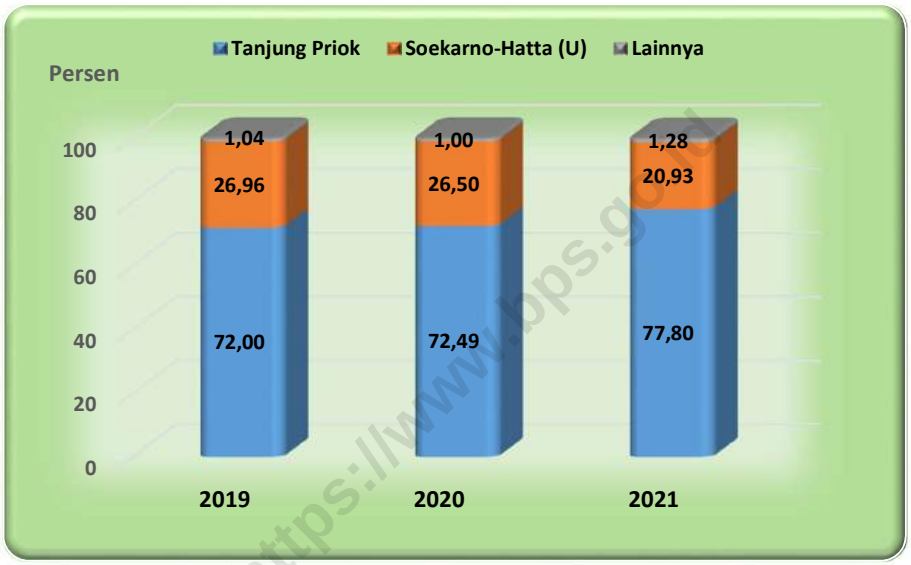

https://www.bps.go.id

Ekspor barang yang berasal dari DKI Jakarta dan diekspor melalui pelabuhan dalam Provinsi DKI Jakarta, pada tahun 2021 mengalami peningkatan 14,14 persen dibanding dengan tahun 2020. Sebaliknya terjadi naik cukup tinggi untuk ekspor melalui pelabuhan di luar DKI Jakarta, yaitu naik sebesar 1,28 persen dari US$98,5 juta menjadi US$144,1 juta.

Nilai ekspor provinsi asal barang DKI Jakarta didominasi oleh komoditas ekspor nonmigas. Besarnya peranan ekspor nonmigas karena ditopang besarnya nilai ekspor sektor industri pengolahan. Pada tahun 2021 peranan sektor industri pengolahan terhadap nilai total ekspor asal barang Provinsi DKI Jakarta mencapai 95,86 persen atau senilai US$10.803,1 juta.

Tahun 2021 sektor industri pengolahan tumbuh 15,62 persen. peningkatan nilai ekspor sektor industri pengolahan pada tahun 2021 ini terjadi karena adanya peningkatan nilai ekspor pada beberapa komoditas unggulan seperti: Industri makanan yang mengalami peningkatan masing-masing sebesar 18,24 persen, atau dengan nilai US$2.055,6 juta,

Tabel 31. Perkembangan Nilai Ekspor Asal Barang DKI Jakarta
Menurut Sektor Tahun 2019–2021

Sektor	Nilai (US$ Juta)			Pertumbuhan % (YoY)	Peranan 2021 thd total (%)
	2019	2020	2021	2021	
(1)	(2)	(3)	(4)	(5)	(6)
DKI Jakarta	**10.480,6**	**9.845,8**	**11.269,2**	**14,46**	**100,00**
Migas	**18,1**	**19,8**	**24,0**	**21,50**	**0,21**
Industri Pengolahan Hasil Minyak	18,1	19,8	24,0	21,50	21,00
Pengadaan Gas	0,0	0,0	0,0	5.100,00	0,00
Gas	0,0	0,0	0,0	5.100,00	0,00
Pertambangan		0,0	0,0	800,00	0,00
Minyak Mentah		0,0	0,0	800,00	0,00
Nonmigas	**10.462,5**	**9.826,1**	**11.245,2**	**14,44**	**99,79**
Industri Pengolahan	10.184,6	9.343,4	10.803,1	15,62	95,86
Industri Makanan	1.398,2	1.578,3	2.055,6	30,24	18,24
Industri Alat Angkutan Lainnya	1.517,4	1.495,6	1.798,3	20,24	15,96
Industri Kendaraan Bermotor, Trailer Dan Semi Trailer	1.714,4	1.306,9	1.671,8	27,93	14,84
Lainnya	5.554,7	4.962,7	5.277,4	6,34	46,83
Pertanian	276,8	480,8	440,4	-8,41	3,91
Peternakan	70,1	171,3	176,5	3,03	1,57
Pertanian Tanaman Tahunan	76,5	131,3	131,2	-0,06	1,16
Perikanan Tangkap	80,9	128,3	75,8	-40,92	0,67
Lainnya	49,5	49,9	56,8	13,88	0,50
Lainnya	0,3	0,4	0,9	107,67	0,01
Pengelolaan Sampah Dan Daur Ulang	0,3	0,4	0,9	107,67	0,01
Pengadaan Listrik, Gas, Uap/Air Panas Dan Udara Dingin	0,0	0,0		-100,00	0,00
Pertambangan	0,7	1,4	0,8	-42,16	0,01
Pertambangan Dan Penggalian Lainnya	0,6	1,4	0,8	-41,97	0,01
Pertambangan Bijih Logam	0,0	0,0	0,0	-99,07	0,00
Pertambangan Minyak Bumi Dan Gas Alam Dan Panas Bumi	0,0	0,0		-100,00	0,00
Lainnya	0,0	0,0	0,0	-100,00	0,00

Sumber: Dokumen PEB, Dokumen PT POS, Data Instansi Lain, Survei Perdagangan Lintas Batas Laut

Selama periode 2017 sampai dengan 2021, Tiongkok selalu menjadi negara tujuan utama ekspor barang asal DKI Jakarta yang menempati urutan teratas. Pada tahun 2021, terjadi penurunan ekspor yang signifikan untuk Negara tujuan Singapura, yaitu naik 11,05 persen setelah sebelumnya mengalami kenaikan di tahun 2020.

https://www.bps.go.id

Nilai ekspor untuk negara tujuan Filipina mengalami peningkatan sebesar 10,09 persen atau senilai US$1.136,8 juta, Sedangkan negara Amerika Serikat, mengalami naik sebesar 8,21 persen dengan nilai US$925,1 juta. Untuk negara tujuan Malaysia mengalami naik sebesar 6,84 persen dengan nilai US$771,0 juta.

Tabel 32. Negara Tujuan Utama Ekspor Asal Barang DKI Jakarta
Tahun 2017–2021

Negara Tujuan Utama	Nilai (US$ Juta)					2021	
	2017	2018	2019	2020	2021	Pertumbuhan (%) yoy	Peranan thd total (%)
(1)	(2)	(3)	(4)	(5)	(6)	(7)	(8)
Tiongkok	731,0	764,3	736,4	951,9	1.455,9	52,95	12,92
Singapura	1.684,6	1.538,7	1.917,8	1.402,0	1.245,1	-11,19	11,05
Filipina	763,2	958,4	1.146,4	1.062,0	1.136,8	7,04	10,09
Amerika Serikat	937,7	919,3	825,8	795,9	925,1	16,23	8,21
Malaysia	647,2	714,6	757,4	675,4	771,0	14,16	6,84
Lainnya	4.602,6	5.051,9	5.096,8	4.958,7	5.735,3	15,66	50,89
Total	**9.366,2**	**9.947,1**	**10.480,6**	**9.845,8**	**11.269,2**	**14,46**	**100,00**

Sumber: Dokumen PEB, Dokumen PT POS, Data Instansi Lain, Survei Perdagangan Lintas Batas Laut

Tahun 2021 komoditas industri hasil pengolahan mendominasi komoditas yang diekspor ke Tiongkok, yaitu terdiri dari industri makanan dengan share mencapai 50,33 persen; diikuti oleh industri bahan kimia dan barang dari bahan kimia 14,62 persen dan peternakan,serta industri logam dasar sebesar 87,71 persen.

Komoditas industri logam dasar dan industri pakaian jadi merupakan komoditas utama yang diekspor ke Singapura, masing-masing dengan share 59,84 persen dan 7,83 persen terhadap total ekspor asal barang DKI Jakarta ke Singapura. Industri komputer barang electronik dan optik berkontribusi sebesar 7,42 persen dengn nilai US$92,4 Juta.

Sementara itu, untuk negara tujuan ekspor Filipina, komoditas utamanya adalah Industri alat angkut lainnya dengan share 55,44 persen, diikuti industri kendaraan bermotor trailer dan semi trailer sebesar 23,15 persen dan industri bahan kimia dan barang dari kimia sebesar 6,02 persen dengan nilai US$68,4 Juta.

https://www.bps.go.id

Tabel 33. Negara Tujuan dan Komoditas Utama Ekspor Asal Barang
DKI Jakarta, Tahun 2019–2021

Negara Tujuan Utama Komoditas Utama	Nilai (US$ Juta)			Pertumbuhan % (YoY)	Peranan 2021 thd total (%)
	2019	2020	2021	2021	
(1)	(2)	(3)	(4)	(5)	(6)
Tiongkok	**736,4**	**951,9**	**1.455,9**	**52,95**	**100,00**
Industri Makanan	364,5	388,2	732,8	88,74	50,33
Industri Bahan Kimia Dan Barang Dari Bahan Kimia	112,9	147,4	212,8	44,40	14,62
Peternakan	52,4	146,6	113,6	-22,54	100,00
Industri Logam Dasar	52,7	31,3	99,6	218,29	87,71
Lainnya	153,8	238,3	297,1	24,67	261,51
Singapura	**1.917,8**	**1.402,0**	**1.245,1**	**-11,19**	**100,00**
Industri Logam Dasar	1.609,3	1.043,9	745,0	-28,63	59,84
Industri Pakaian Jadi	21,0	43,2	97,5	125,75	7,83
Industri Komputer, Barang Elektronik Dan Optik	56,6	40,5	92,4	128,13	7,42
Industri Bahan Kimia Dan Barang Dari Bahan Kimia	48,3	57,3	68,4	19,30	5,49
Lainnya	182,6	217,1	241,9	11,39	19,43
Filipina	**1.146,4**	**1.062,0**	**1.136,8**	**7,04**	**100,00**
Industri Alat Angkutan Lainnya	559,8	568,9	630,3	10,78	55,44
Industri Kendaraan Bermotor, Trailer Dan Semi Trailer	351,6	269,0	263,2	-2,16	23,15
Industri Bahan Kimia Dan Barang Dari Bahan Kimia	44,4	45,6	68,4	50,16	6,02
Industri Makanan	55,3	51,6	53,7	4,15	4,72
Lainnya	135,2	127,0	121,2	-4,53	10,66

Sumber: Dokumen PEB, Dokumen PT POS, Data Instansi Lain, Survei Perdagangan Lintas Batas Laut

https://www.bps.go.id

3.12 Ekspor Provinsi Asal Barang Jawa Barat

Nilai muat ekspor Asal Barang Jawa Barat yang diekspor melalui pelabuhan dalam provinsi Jawa Barat tahun 2021 hanya sebesar 0,71 persen setara US$242,0 juta, mengalami kenaikan 30,03 persen dari tahun 2020. Masing-masing nilai muat ekspor melalui pelabuhan muat dalam provinsi Jawa Barat, yaitu Balongan US$186,4 juta, Patimban US$31,5 juta, dan Husein Sastranegara (U) US$24,1 juta.

Sementara 99,29 persen atau senilai US$33.639,2 juta nilai muat ekspor provinsi Jawa Barat melalui pelabuhan diluar provinsi Jawa Barat, seperti: Tanjung Priok senilai US$31.087,4 juta setara 91,75 persen; Soekarna-Hatta senilai US$2.457,0 juta setara 7,25 persen; dan Tanjung Emas senilai US$49,4 juta setara setara 0,15 persen.

Gambar 11. Persentase Nilai Ekspor Asal Barang Jawa Barat
Menurut Pelabuhan Muat Utama Tahun Utama 2019–2021

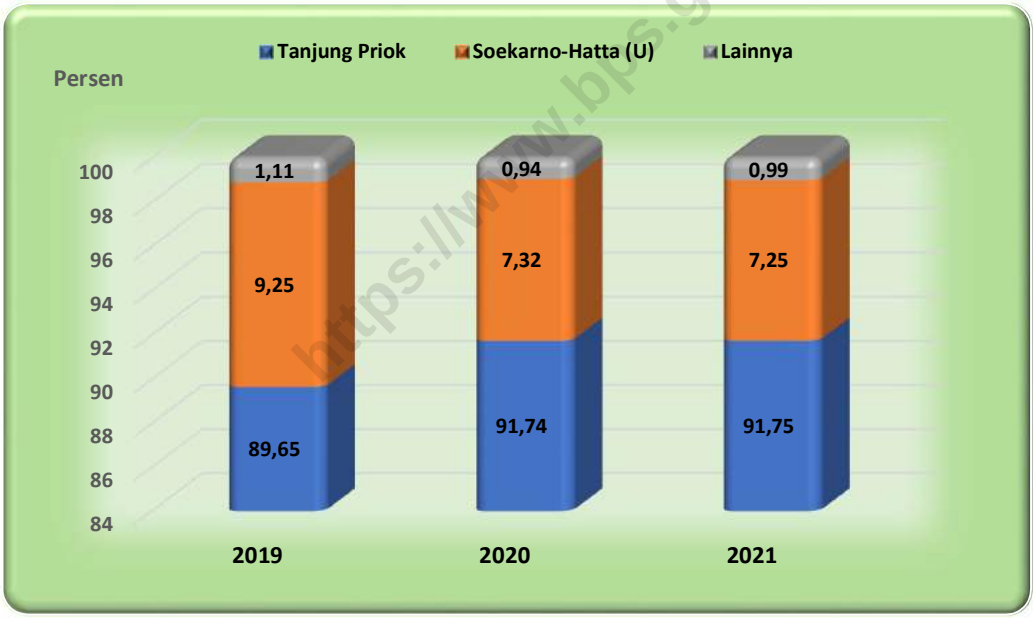

Ekspor asal barang dari Provinsi Jawa Barat pada tahun 2021 didominasi oleh kelompok nonmigas yang *share*nya mencapai 99,37 persen setara dengan US$33.668,4 juta dari total nilai ekspor, naik 27,55 persen bila dibandingkan dengan tahun 2020. Sedangkan kelompok migas *share*nya hanya 0,63 persen setara dengan US$212,8 juta naik sebesar 4,79 pesen.

https://www.bps.go.id

Naiknya nilai ekspor kelompok migas sebesar 4,79 persen disebakan karena adanya kenaikan nilai ekspor sektor industri pengolahan hasil minyak dengan besaran yang sama.

Sedangkan nilai ekspor untuk kelompok nonmigas, sektor industri pengolahan memberikan *share* sebesar 98,86 persen setara US$33.495,6 juta atau naik 27,76 persen. Sektor pertanian, sektor pertambangan dan sektor lainnya *share*nya kurang dari 1,00 persen, yaitu 0,47 persen, 0,03 persen, dan 0,01 persen

Tabel 34. Perkembangan Nilai Ekspor Asal Jawa Barat
Menurut Sektor Tahun 2019–2021

Sektor	Nilai (US$ Juta)			Pertumbuhan % (YoY)	Peranan 2021 thd total (%)
	2019	2020	2021	2021	
(1)	(2)	(3)	(4)	(5)	(6)
Jawa Barat	**29.927,4**	**26.600,3**	**33.881,2**	**27,37**	**100,00**
Migas	**229,3**	**203,1**	**212,8**	**4,79**	**0,63**
Industri Pengolahan Hasil Minyak	229,3	203,1	212,8	4,79	0,63
Pertambangan		0,0	0,0	-94,31	0,00
Minyak Mentah		0,0	0,0	-94,31	0,00
Nonmigas	**29.698,1**	**26.397,2**	**33.668,4**	**27,55**	**99,37**
Industri Pengolahan	29.575,3	26.218,5	33.495,6	27,76	98,86
Industri Komputer, Barang Elektronik Dan Optik	3.609,4	3.600,0	4.732,8	31,47	13,97
Industri Kendaraan Bermotor, Trailer Dan Semi	4.308,6	3.237,7	4.132,0	27,62	12,20
Industri Pakaian Jadi	3.688,4	3.072,2	3.693,0	20,21	10,90
Lainnya	17.968,8	16.308,6	20.937,7	28,38	61,80
Pertanian	117,2	174,8	158,8	-9,14	0,47
Pertanian Tanaman Tahunan	46,1	66,8	63,8	-4,50	0,19
Peternakan	36,4	70,8	54,4	-23,13	0,16
Perikanan Budidaya	12,5	11,4	14,3	24,59	0,04
Lainnya	22,3	25,7	26,3	2,29	0,08
Pertambangan	0,5	1,0	10,1	878,36	0,03
Pertambangan Bijih Logam	0,0		8,4	-	0,02
Pertambangan Dan Penggalian Lainnya	0,5	1,0	1,7	65,60	0,01
Lainnya	5,1	2,8	3,8	37,64	0,01
Pengelolaan Sampah Dan Daur Ulang	5,1	2,8	3,8	37,64	0,01

Sumber: Dokumen PEB, Dokumen PT POS, Data Instansi Lain, Survei Perdagangan Lintas Batas Laut

https://www.bps.go.id

Industri komputer barang elektronik dan optik menjadi motor penggerak ekspor komoditas industri pengolahan di Jawa Barat 2021 dengan *share* sebesar 13,97 persen setara US$4.732,8 juta dari seluruh total nilai ekspor Jawa Barat. Diikuti oleh komoditas industri kendaraan, trailer dan semi trailer dengan *share* 12,20 persen setara dengan US$4.132,0 juta, dan komoditas industri pakaian jadi dengan *share* 10,90 persen setara US$3.693,0 juta.

Tahun 2021, Amerika Serikat menjadi mitra dagang utama Jawa Barat, sebanyak 19,46 persen setara US$6.591,7 juta ekspor Jawa Barat ditujukan ke negara tersebut. Diikuti Jepang 9,53 persen setara US$3.227,7 juta, Tiongkok sebesar 6,99 persen setara US$2.367,1 juta, Thailand sebesar 5,98 persen setara US$2.025,3 juta dan Filippina sebesar 5,79 persen setara US$1.960,8 juta. Sedangkan sisanya sebesar 52,27 persen setara US$17.708,6 juta tersebar ke negara tujuan lainnya.

Tabel 35. Negara Tujuan Utama Ekspor Asal Barang Jawa Barat
Tahun 2017–2021

Negara Tujuan Utama	Nilai (US$ Juta)					2021	
	2017	2018	2019	2020	2021	Pertumbuhan (%) yoy	Peranan thd total (%)
(1)	(2)	(3)	(4)	(5)	(6)	(7)	(8)
Amerika Serikat	5.090,4	5.030,4	5.172,7	4.877,5	6.591,7	35,14	19,46
Jepang	2.877,4	3.111,4	3.013,3	2.755,9	3.227,7	17,12	9,53
Tiongkok	1.688,7	1.743,2	1.678,8	2.025,6	2.367,1	16,86	6,99
Thailand	2.161,9	2.327,0	2.327,1	1.770,5	2.025,3	14,40	5,98
Filipina	2.061,8	2.083,6	2.140,5	1.435,8	1.960,8	36,56	5,79
Lainnya	15.325,0	16.067,3	15.595,0	13.734,9	17.708,6	28,93	52,27
Total	**29.205,2**	**30.362,9**	**29.927,4**	**26.600,3**	**33.881,2**	**27,37**	**100,00**

Sumber: Dokumen PEB, Dokumen PT POS, Data Instansi Lain, Survei Perdagangan Lintas Batas Laut

https://www.bps.go.id

Komoditas utama ekspor barang Jawa Barat tujuan Amerika Serikat tahun 2021 meliputi: komoditas industri pakaian jadi dengan nilai mencapai US$2.220,0 juta setara 33,68 persen, bila dibandingkan dengan tahun 2020 naik sebesar 31,41 persen; komoditas industri kulit, barang dari kulit dan alas kaki dengan nilai US$1.018,0 juta setara 15,44 persen atau naik sebesar 53,45 persen; dan komoditas industri karet, barang dari karet dan plastik dengan nilai US$656,0 juta setara 9,95 persen atau naik 56,39 persen. *Share* ketiga komoditas tersebut terhadap total nilai ekspor Jawa Barat ke Amerika Serikat sebesar 59,07 persen.

Sementara komoditas industri komputer, barang elektronik dan optic menjadi komoditas unggulan ekspor Jawa Barat tujuan Jepang dengan nilai US$549,0 juta setara 17,01 persen, komoditas industri peralatan listrik sebesar US$344,7 juta setara 10,68 persen, dan komoditas industri karet , barang dari karet dan plastik sebesar US$328,5 juta setara 10,18. *Share* ketiga komoditas tersebut terhadap total nilai ekspor Jawa Barat ke Jepang sebesar 37,87 persen.

Di tahun yang sama nilai ekspor komoditas industri makanan sebesar US$356,6 juta setara 15,07 persen, komoditas kertas dan barang dari kertas sebesar US$320,0 juta setara 13,52 persen diikuti oleh komoditas industri kulit, barang dari kulit dan alas kaki sebesar US$290,6 juta setara 12,28 persen. *Share* ketiga komoditas tersebut terhadap total nilai ekspor Jawa Barat ke Tiongkok sebesar 40,86 persen.

Tabel 36. Negara Tujuan Dan Komoditas Utama Ekspor Asal Barang Jawa Barat Tahun 2019–2021

Negara Tujuan Utama / Komoditas Utama	Nilai (US$ Juta)			Pertumbuhan % (YoY)	Peranan 2021 thd total (%)
	2019	2020	2021	2021	
(1)	(2)	(3)	(4)	(5)	(6)
Amerika Serikat	**5.172,7**	**4.877,5**	**6.591,7**	**35,14**	**100,00**
Industri Pakaian Jadi	2.081,6	1.689,3	2.220,0	31,41	33,68
Industri Kulit, Barang Dari Kulit Dan Alas Kaki	710,9	663,4	1.018,0	53,45	15,44
Industri Karet, Barang Dari Karet Dan Plastik	366,7	419,5	656,0	56,39	9,95
Industri Pengolahan Lainnya	371,4	349,6	502,4	43,69	7,62
Lainnya	1.642,0	1.755,7	2.195,3	25,04	33,30
Jepang	**3.013,3**	**2.755,9**	**3.227,7**	**17,12**	**100,00**
Industri Komputer, Barang Elektronik Dan Optik	474,4	498,1	549,0	10,22	17,01
Industri Peralatan Listrik	311,1	308,8	344,7	11,63	10,68
Industri Karet, Barang Dari Karet Dan Plastik	391,8	308,3	328,5	6,56	10,18
Industri Tekstil	328,7	256,0	290,4	13,42	9,00
Lainnya	1.507,3	1.384,6	1.715,0	23,86	53,14
Tiongkok	**1.678,8**	**2.025,6**	**2.367,1**	**16,86**	**100,00**
Industri Makanan	183,9	201,5	356,6	76,95	15,07
Industri Kertas Dan Barang Dari Kertas	144,6	332,5	320,0	-3,75	13,52
Industri Kulit, Barang Dari Kulit Dan Alas Kaki	157,0	270,4	290,6	7,47	12,28
Industri Komputer, Barang Elektronik Dan Optik	202,4	217,8	234,1	7,48	9,89
Lainnya	990,9	1.003,4	1.165,8	16,18	49,25

Sumber: Dokumen PEB, Dokumen PT POS, Data Instansi Lain, Survei Perdagangan Lintas Batas Laut

https://www.bps.go.id

3.13 Ekspor Provinsi Asal Barang Jawa Tengah

Nilai ekspor asal barang Jawa Tengah yang dimuat melalu pelabuhan di provinsi Jawa Tengah tahun 2021 sebesar 70,07 persen atau senilai US$7.520,5 juta atau mengalami kenaikan sebesar 23,13 persen. Dengan *share* 65,71 persen, pelabuhan Tanjung Emas merupakan pelabuhan muat utama ekspor Jawa Tengan dengan nilai muat sebesar US$7.052,8 juta, diikuti oleh pelabuhan Cilacap *share*nya sebesar 4,35 persen setara dengan US$467,2 juta, dan Ahmad Yani (U) sharenya sebesar 0,01 persen setara dengan US$0,5 juta.

Gambar 12. Persentase Nilai Ekspor Asal Barang Jawa Tengah
Menurut Letak Pelabuhan Muat Tahun 2020–2021

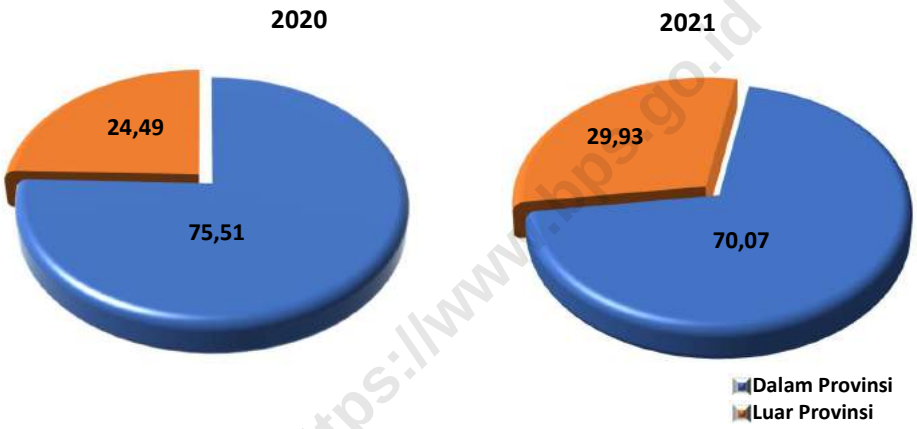

https://www.bps.go.id

Sedangkan 29,93 persen nilai muat ekspor Jawa Tengah melaui pelabuhan diluar provinsi Jawa Tengah yaitu: Tanjung Priok *share*nya 19,97 persen setara dengan US$2.143,9 juta; pelabuhan udara Soekarno-Hatta (U) *share*nya 6,84 persen setara dengan US$734,6 juta; dan Tanjung Perak *share*nya sebesar 2,86 persen setara dengan US$306,8 juta.

Tahun 2021 ekspor asal barang provinsi Jawa Tengah sebesar US$10.733,4 juta, mengalami kenaikan sebesar 32,70 persen dari tahun 2020. *Share* nonmigas sebesar 95,91 persen setara dengan US$10.294,5 juta atau naik sebesar 33,62 persen terhadap total nilai ekspor Jawa Tengah, sedangkan nilai ekspor migas *share*nya sebesar 4,09 persen setara dengan US$439,0 juta, bila dibandingkan dengan tahun 2020 naik sebesar 14,30 persen.

Tabel 37. Perkembangan Nilai Ekspor Asal Barang Jawa Tengah
Menurut Sektor Tahun 2019–2021

Sektor	Nilai (US$ Juta)			Pertumbuhan % (YoY)	Peranan 2021 thd total (%)
	2019	2020	2021	2021	
(1)	(2)	(3)	(4)	(5)	(6)
Jawa Tengah	**8.516,7**	**8.088,3**	**10.733,4**	**32,70**	**100,00**
Migas	**303,9**	**384,1**	**439,0**	**14,30**	**4,09**
Industri Pengolahan Hasil Minyak	297,7	384,1	439,0	14,30	4,09
Pengadaan Gas	6,2			-	0,00
Gas	6,2			-	0,00
Nonmigas	**8.212,8**	**7.704,2**	**10.294,5**	**33,62**	**95,91**
Industri Pengolahan	8.050,1	7.499,5	10.114,7	34,87	94,24
Industri Pakaian Jadi	3.003,3	2.635,9	3.313,3	25,70	30,87
Industri Kulit, Barang Dari Kulit Dan Alas Kaki	756,3	808,6	1.314,5	62,57	12,25
Industri Kayu, Barang Dari Kayu Dan Gabus (Tidak Termasuk Furnitur) Dan Barang Anyaman Dari Bambu, Rotan Dan Sejenisnya	863,0	815,6	1.111,3	36,26	10,35
Lainnya	3.427,5	3.239,5	4.375,6	35,07	40,77
Pertanian	162,0	203,6	178,6	-12,28	1,66
Pertanian Tanaman Tahunan	67,3	84,4	85,3	1,06	0,79
Peternakan	49,0	59,2	40,4	-31,72	0,38
Pertanian Tanaman Semusim	33,7	47,3	39,8	-15,85	0,37
Lainnya	12,0	12,6	13,0	3,20	0,12
Lainnya	0,7	0,8	1,0	28,71	0,01
Pengelolaan Sampah Dan Daur Ulang	0,7	0,8	1,0	28,71	0,01
Pertambangan	0,0	0,4	0,2	-57,90	0,00
Pertambangan Dan Penggalian Lainnya	0,0	0,0	0,2	231,09	0,00
Pertambangan Bijih Logam		0,3		-100,00	0,00

Sumber: Dokumen PEB, Dokumen PT POS, Data Instansi Lain, Survei Perdagangan Lintas Batas Laut

https://www.bps.go.id

Sektor industri pengolahan menjadi tulang punggung ekspor nonmigas, dengan *share* sebesar 94,24 persen setara dengan US$10.114,7 juta. Komoditas ekspor unggulan sektor industri pengolahan berupa: komoditas industri pakaian jadi *share*nya 30,87 persen setara dengan US$3.313,3 juta; komoditas industri kulit, barang dari kulit, dan alas kaki *share*nya 12,25 persen setara US$1.314,5 juta; dan komoditas industri kayu, barang dari kayu dan gabus (tidak termasuk furnitur) dan barang anyaman dari bambu, rotan dan sejenisnya sharenya 10,35 persen setara US$1.111,3 juta.

Sedangkan *share* nilai ekspor migas berperan sangat kecil terhadap total nilai ekspor Jawa Tengah yaitu hanya sebesar 4,09 persen setra dengan nilai US$439,0 juta, meskipun mengalami kenaikan sebesar 14,30 persen dari tahun sebelumnya.

Tabel 38. Negara Tujuan Utama Ekspor Asal Barang Jawa Tengah
Tahun 2017–2021

Negara Tujuan Utama	Nilai (US$ Juta)					2021	
	2017	2018	2019	2020	2021	Pertumbuhan (%) yoy	Peranan thd total (%)
(1)	(2)	(3)	(4)	(5)	(6)	(7)	(8)
Amerika Serikat	2.113,2	2.531,4	2.785,3	2.671,9	4.213,0	57,68	39,25
Jepang	851,3	956,7	936,1	883,7	942,8	6,69	8,78
Tiongkok	686,8	671,1	723,4	681,2	765,8	12,42	7,13
Malaysia	224,1	177,2	312,6	412,7	510,0	23,57	4,75
Jerman	307,3	328,6	371,9	351,8	434,4	23,48	4,05
Lainnya	3.278,6	3.595,2	3.387,5	3.087,0	3.867,4	25,28	36,03
Total	**7.461,4**	**8.260,2**	**8.516,7**	**8.088,3**	**10.733,4**	**32,70**	**100,00**

Sumber: Dokumen PEB, Dokumen PT POS, Data Instansi Lain, Survei Perdagangan Lintas Batas Laut

Nilai ekspor asal barang Jawa Tengah tujuan Amerika Serikat tahun 2021 mengalami kenaikan sebesar 57,68 persen menjadi US$4.213,0 juta dengan *shrare* 39,25 persen terhadap total nilai eskpor Jawa Tengan. Untuk tujuan Jepang naik 6,69 persen menjadi US$942,8 juta *share*nya 8,78 persen, tujuan Tiongkok naik 12,42 persen menjadi US$765,8 juta *share*nya 7,13 persen, tujuan Malaysia naik 23,57 persen menjadi US$510,0 juta *share*nya 4,75 persen, dan tujuan Jerman naik 23,48 persen menjadi US$434,4 juta *share*nya 4,05 persen. Total devisa ekspor Jawa tengah yang diperoleh dari kelima negara utama tersebut sebesar 63,97 persen setara US$6.866,1 juta, sedangkan sisanya 36,03 persen setara US$3.687,4 juta diperoleh dari negara lainnya.

Komoditas utama ekspor asal barang Jawa Tengan ke Amerika Serikat tahun 2021 meliputi: komoditas industri pakaian jadi *share*nya sebesar 47,92 persen setara US$2.019,0 juta; komoditas industri kuit, barang dari kulit dan alas kaki *share*nya 11,83 persen setara US$498,4 juta; dan komoditas industri furnitur *share*nya 9,10 pesen setara US$383,2 juta.

Untuk tujuan Jepang *share* nilai ekspor terbesar diperoleh dari komoditas industri pakaian jadi sebesar 34,28 persen setara dengan US$323,2 juta, komoditas industri peralatan listrik *share*nya sebesar 21,59 persen setara dengan US$203,6 juta, dan komoditas industri kayu, barang dari kayu dan gabus (tidak termasuk furnitur) dan barang anyaman dari bambu, rotan dan sejenisnya *share*nya sebesar 14,03 persen setara dengan 132,3 juta.

https://www.bps.go.id

Tabel 39. Negara Tujuan Dan Komoditas Utama Ekspor Asal Barang Jawa Tengah Tahun 2019–2021

Negara Tujuan Utama / Komoditas Utama	Nilai (US$ Juta)			Pertumbuhan % (YoY)	Peranan 2021 thd total (%)
	2019	2020	2021	2021	
(1)	(2)	(3)	(4)	(5)	(6)
Amerika Serikat	**2.785,3**	**2.671,9**	**4.213,0**	**57,68**	**100,00**
Industri Pakaian Jadi	1.644,3	1.383,3	2.019,0	45,96	47,92
Industri Kulit, Barang Dari Kulit Dan Alas Kaki	256,7	272,4	498,4	82,97	11,83
Industri Furnitur	231,4	238,7	383,2	60,57	9,10
Industri Pengolahan Lainnya	212,8	203,3	333,8	64,21	7,92
Lainnya	440,0	574,2	978,5	70,40	23,23
Jepang	**936,1**	**883,7**	**942,8**	**6,69**	**100,00**
Industri Pakaian Jadi	370,7	357,3	323,2	-9,54	34,28
Industri Peralatan Listrik	162,6	173,1	203,6	17,60	21,59
Industri Kayu, Barang Dari Kayu Dan Gabus (Tidak Te	112,0	96,0	132,3	37,69	14,03
Industri Kulit, Barang Dari Kulit Dan Alas Kaki	60,3	60,8	76,0	25,10	8,06
Lainnya	230,4	196,5	207,8	5,73	22,04
Tiongkok	**723,4**	**681,2**	**765,8**	**12,42**	**100,00**
Industri Kayu, Barang Dari Kayu Dan Gabus (Tidak Te	165,0	133,9	165,1	23,29	21,56
Industri Makanan	83,9	70,2	119,7	70,55	15,63
Industri Kulit, Barang Dari Kulit Dan Alas Kaki	57,2	76,7	101,5	32,29	13,25
Industri Pakaian Jadi	103,6	98,7	100,1	1,34	13,07
Lainnya	313,7	301,7	279,4	-7,36	36,49

Sumber: Dokumen PEB, Dokumen PT POS, Data Instansi Lain, Survei Perdagangan Lintas Batas Laut

https://www.bps.go.id

Sedangkan *share* nilai ekspor terbesar tujuan Tiongkok diperoleh dari komoditas industri kayu, barang dari kayu dan gabus (tidak termasuk furnitur) dan barang anyaman dari bambu, rotan dan sejenisnya sebesar 21,56 persen setara dengan US$165,1 juta, komoditas industri makanan *share*nya 15,63 persen setara dengan US$119,7 juta, dan komoditas industri kulit, barang dari kulit dan alas kaki *share*nya sebesar 13,25 persen setara dengan US$101,5 juta.

3.14 Ekspor Provinsi Asal D.I. Yogyakarta

Nilai ekspor asal barang provinsi DI. Yogyakarta. tahun 2021 tercatat sebesar US$557,3 juta mengalami kenaikan sebesar 39,73 persen dari tahun sebelumnya, seluruhnya dimuat melalui pelabuhan yang di luar provinsi DI Yogyakarta

Gambar 13. Persentase Nilai Ekspor Asal Barang D.I. Yogyakarta
Menurut Pelabuhan Muat Utama Tahun 2019–2021

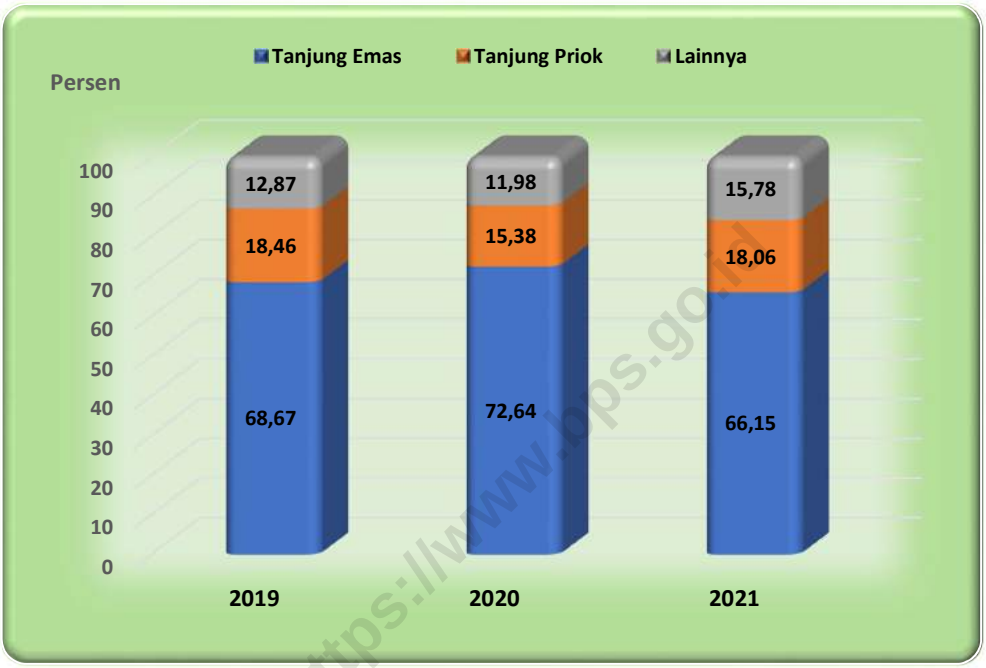

https://www.bps.go.id

Pelabuhan muat di luar provinsi DI Yogyakarta dengan *share* nilai muat terbesar adalah: pelabuhan Tanjung Emas dengan share 66,15 persen setara US$368,7 juta, Tanjung Priok dengan *share* 18,06 persen setara US$100,7 juta, dan pelabuhan lainnya dengan *share* 15,78 persen setara US$88,0 juta.

Untuk tahun 2021 seluruh nilai ekspor asal barang provinsi DI Yogyakarta berasal dari nonmigas dengan komoditas-komoditas dari sektor industri pengolahan menjadi unggulan perolehan devisa dengan nilai US$553,1 juta setara dengan 99,25 persen.

Komoditas Industri pakaian jadi, komoditas industri furnitur, dan komoditas industri kayu, barang dari kayu dan gabus (tidak termasuk furnitur) dan barang anyaman dari bambu, rotan dan sejenisnya memberikan nilai ekspor masing-masing US$244,5 juta,

Tabel 40. Perkembangan Nilai Ekspor Asal Barang DI Yogyakarta
Menurut Sektor Tahun 2019–2021

Sektor	Nilai (US$ Juta)			Pertumbuhan % (YoY)	Peranan 2021 thd total (%)
	2019	2020	2021	2021	
(1)	(2)	(3)	(4)	(5)	(6)
DI Yogyakarta	**403,7**	**398,8**	**557,3**	**39,73**	**100,00**
Migas		**0,0**		**-100,00**	**0,00**
Industri Pengolahan Hasil Minyak		0,0		-100,00	0,00
Nonmigas	**403,7**	**398,8**	**557,3**	**39,74**	**100,00**
Industri Pengolahan	399,9	395,1	553,1	39,99	99,25
Industri Pakaian Jadi	192,7	176,3	244,5	38,69	43,87
Industri Furnitur	51,0	50,3	67,0	33,17	12,02
Industri Kayu, Barang Dari Kayu Dan Gabus (Tida	28,5	36,2	60,1	65,96	10,78
Lainnya	127,8	132,3	181,6	37,19	32,58
Pertanian	3,8	3,7	4,2	13,50	0,75
Pertanian Tanaman Tahunan	2,3	1,8	1,9	8,46	0,34
Pengusahaan Hutan	0,8	1,7	1,3	-20,71	0,24
Pemungutan Hasil Hutan Bukan Kayu	0,0	0,0	0,5	1.277,43	0,09
Lainnya	0,6	0,2	0,5	113,08	0,09
Pertambangan	0,0	0,0	0,0	-99,37	0,00
Pertambangan Dan Penggalian Lainnya	0,0	0,0	0,0	-99,37	0,00

Sumber: Dokumen PEB, Dokumen PT POS, Data Instansi Lain, Survei Perdagangan Lintas Batas Laut

https://www.bps.go.id

US$67,0 juta, dan US$60,1 juta. *Share* ketiganya sebesar 66,67 persen terhadap total nilai ekspor D.I. Yogyakarta . Sedangkan *share* komoditas sektor pertanian dan komoditas pada sektor pertambangan *share*nya sangat kecil, yaitu masing-masing hanya 0,75 persen dan 0,00 persen.

Tabel 41. Negara Tujuan tama Ekspor Asal Barang DI Yogyakarta
Tahun 2017–2021

Negara Tujuan Utama	Nilai (US$ Juta)					2021	
	2017	2018	2019	2020	2021	Pertumbuhan (%) yoy	Peranan thd total (%)
(1)	(2)	(3)	(4)	(5)	(6)	(7)	(8)
Amerika Serikat	146,1	148,3	145,2	141,7	231,3	63,21	41,50
Jepang	32,4	37,1	38,7	35,6	46,9	32,02	8,42
Jerman	44,3	45,5	48,6	43,4	40,8	-5,98	7,33
Australia	12,9	15,9	16,4	27,1	37,4	38,01	6,72
Belanda	17,5	19,1	16,1	18,8	25,4	34,80	4,55
Lainnya	137,5	158,8	138,8	132,2	175,4	32,72	31,48
Total	**390,7**	**424,7**	**403,7**	**398,8**	**557,3**	**39,73**	**100,00**

Sumber: Dokumen PEB, Dokumen PT POS, Data Instansi Lain, Survei Perdagangan Lintas Batas Laut

Amerika Serikat menjadi mitra dagang utama provinsi D.I. Yogyakarta, 41,50 persen setara US$231,3 juta ekspor ditujukan ke negara tersebut. Diikuti oleh Jepang dengan *share* sebesar 8,42 persen setara US$46,9 juta, Jerman dengan *share* sebesar 7,33 persen setara US$40,8 juta, Autralia dengan *share* sebesar 6,72 persen setara US$37,4 juta, dan Belanda dengan *share* sebesar 4,55 persen setara US$25,4 juta.

Ekspor tujuan Amerika Serikat terdiri atas; komoditas industri pakaian jadi dengan *share* 43,62 persen setara US$100,9 juta; komoditas industri kayu, barang dari kayu dan gabus (tidak termasuk furnitur) dan barang anyaman dari bambu, rotan dan sejenisnya dengan *share* 16,30 persen setara US$37,7 juta; dan komoditas industri pengolahan lainnya dengan *share* 13,88 persen setara US$32,1 juta.

Tabel 42. Negara Tujuan Dan Komoditas Utama Ekspor Asal Barang DI Yogyakarta Tahun 2019–2021

Negara Tujuan Utama / Komoditas Utama	Nilai (US$ Juta)			Pertumbuhan % (YoY)	Peranan 2021 thd total (%)
	2019	2020	2021	2021	
(1)	(2)	(3)	(4)	(5)	(6)
Amerika Serikat	**145,2**	**141,7**	**231,3**	**63,21**	**100,00**
Industri Pakaian Jadi	67,9	61,4	100,9	64,37	43,62
Industri Kayu, Barang Dari Kayu Dan Gabus (Tidak Termasuk Furnitur) Dan Barang Anyaman Dari Bambu, Rotan Dan Sejenisnya	15,7	22,1	37,7	70,68	16,30
Industri Pengolahan Lainnya	20,1	19,1	32,1	68,25	13,88
Industri Furnitur	12,9	12,9	18,3	41,70	7,92
Lainnya	28,5	26,2	42,3	61,17	18,28
Jepang	**38,7**	**35,6**	**46,9**	**32,02**	**100,00**
Industri Pakaian Jadi	23,8	24,7	34,9	41,47	74,39
Industri Pengolahan Lainnya	6,0	5,5	5,6	1,75	11,91
Industri Karet, Barang Dari Karet Dan Plastik	4,7	2,4	3,2	30,27	6,72
Industri Kulit, Barang Dari Kulit Dan Alas Kaki	2,1	1,2	1,5	30,41	3,24
Lainnya	2,1	1,8	1,8	-2,02	3,74
Jerman	**48,6**	**43,4**	**40,8**	**-5,98**	**100,00**
Industri Pakaian Jadi	42,2	35,8	30,3	-15,50	74,13
Industri Furnitur	2,7	3,1	3,1	1,98	7,62
Industri Makanan	1,0	1,1	2,5	121,09	6,07
Pertanian Tanaman Tahunan	0,1	0,2	1,0	374,81	2,53
Lainnya	2,6	3,2	3,9	22,35	9,65

Sumber: Dokumen PEB, Dokumen PT POS, Data Instansi Lain, Survei Perdagangan Lintas Batas Laut

https://www.bps.go.id

Begitu juga dengan negara tujuan Jepang, nilai ekspor komoditas industri pakaian jadi ke negara ini sangat dominan, karena 74,39 persen setara US$34,9 juta nilai ekspor berasal dari komoditas ini. Diiuti oleh komoditas industri pengolahan lainnya dan komoditas industri karet, barang dari karet dan plastik dengan *share* 11,91 persen dan 6,72 persen setara US$5,6 juta dan US$3,2 juta.

Komoditas industri pakaian jadi mendominasi nilai ekspor asal barang provinsi D.I. Yogyakarta tujuan Jerman dengan *share* 74,13 persen setara dengan US30,3 juta. Diikuti oleh komoditas industri furnitur dan komoditas industri makanan dengan *share* 7,62 persen dan 6,07 persen setara US$3,1 juta dan US2,5 juta. Nilai ekspor komoditas industri pakaian jadi turun 15,50 persen, sedangkan komoditas industri furnitur dan komoditas industri makanan naik 1,98 persen dan 121,09 persen.

https://www.bps.go.id

3.15 Ekspor Provinsi Asal Jawa Timur

Nilai muat ekspor asal barang Jawa Timur yang dimuat melalui pelabuhan dalam provinsi Jawa Timur tahun 2021 sebesar 90,11 persen setara US$20.724,3 juta atau naik 17,41 persen dari tahun 2020.

Pelabuhan Tanjung perak memuat nilai ekspor provinsi Jawa Timur sebesar 73,72 persen setara US$16.955,6 juta. Diikuti oleh pelabuhan Gresik dengan *share* sebesar 6,99 persen setara US$1.608,7 juta dan pelabuhan Tuban dengan *share* sebesar 5,74 persen setara US$1.320,6 juta.

Gambar 14. Persentase Nilai Ekspor Asal Barang Jawa Timur
Menurut Pelabuhan Muat Utama Tahun 2019–2021

Sedangkan nilai muat ekspor melaui pelabuhan di luar provinsi Jawa Timur tahun 2021 mengalami penurunan sebesar 30,10 persen dari US$3.253,3 menjadi US$2.274,3 juta setara dengan 9,89 persen terhadap total nilai ekspor barang asal Jawa Timur. Pelabuhan muat tersebut antara lain: pelabuhan udara Soekarno-Hatta (U) dengan nilai muat US$1.940,1 juta setara 8,44 persen; pelabuhan Tanjung Priok dengan nilai muat US$151,3 juta setara 0,66 persen; dan pelabuhan Dumai dengan nilai muat US$79,5 juta setara 0,35 persen dari total nilai ekspor provinsi Jawa Timur.

Tahun 2021 nilai ekspor sektor migas provinsi Jawa Timur *share*nya hanya 6,43 persen setara US$1.479,7 juta, bila dibandingkan dengan tahun 2020 nilai eksponya naik sebesar 56,40 persen. Kenaikan nilai ekspor disebakan oleh naiknya nilai ekspor komoditas minyak mentah sebesar 55,70 persen dari US$926,4 juta menjadi US$1.442,3 juta dan komoditas hasil minyak sebesar 89,59 persen dari US$19,6 juta menjadi US$37,1 juta.

Sebesar 93,57 persen setara dengan US$21.518,9 juta nilai ekspor provinsi Jawa Timur tahun 2021 berasal dari nonmigas. Sektor industri pengolahan *share*nya 90,12 persen setara US$20.725,7 juta, sektor pertanian *share*nya 3,40 persen setara US$781,6 juta, sektor pertambangan dan lainnya *share*nya kurang dari 1,00 persen.

Tabel 43. Perkembangan Nilai Ekspor Asal Barang Jawa Timur
Menurut Sektor Tahun 2019–2021

Sektor	Nilai (US$ Juta)			Pertumbuhan % (YoY)	Peranan 2021 thd total (%)
	2019	2020	2021	2021	
(1)	(2)	(3)	(4)	(5)	(6)
Jawa Timur	**18.683,4**	**20.904,9**	**22.998,6**	**10,02**	**100,00**
Migas	**933,1**	**946,1**	**1.479,7**	**56,40**	**6,43**
Pertambangan	906,8	926,4	1.442,3	55,70	6,27
Minyak Mentah	906,8	926,4	1.442,3	55,70	6,27
Industri Pengolahan Hasil Minyak	26,0	19,6	37,1	89,59	0,16
Pengadaan Gas	0,3	0,2	0,3	37,70	0,00
Gas	0,3	0,2	0,3	37,70	0,00
Nonmigas	**17.750,3**	**19.958,8**	**21.518,9**	**7,82**	**93,57**
Industri Pengolahan	16.965,8	19.072,4	20.725,7	8,67	90,12
Industri Makanan	3.572,2	3.908,1	4.865,0	24,49	21,15
Industri Logam Dasar	3.016,9	5.655,0	3.553,3	-37,16	15,45
Industri Bahan Kimia Dan Barang Dari Bahan Kimia	2.338,2	2.025,0	2.727,0	34,67	11,86
Lainnya	8.038,5	7.484,3	9.580,3	28,01	41,66
Pertanian	765,7	870,4	781,6	-10,20	3,40
Pertanian Tanaman Tahunan	449,1	518,6	451,0	-13,02	1,96
Peternakan	124,6	136,7	132,5	-3,07	0,58
Pertanian Tanaman Semusim	111,0	138,9	121,6	-12,43	0,53
Lainnya	81,1	76,2	76,4	0,31	0,33
Pertambangan	18,5	15,2	10,4	-31,80	0,05
Pertambangan Dan Penggalian Lainnya	8,9	9,5	9,1	-4,57	0,04
Pertambangan Bijih Logam	9,5	5,6	1,3	-77,59	0,01
Pertambangan Minyak Bumi Dan Gas Alam Dan Panas Bumi	0,0	0,0		-100,00	0,00
Lainnya	0,3	0,8	1,2	41,61	0,01
Pengelolaan Sampah Dan Daur Ulang	0,3	0,8	1,2	41,61	0,01

Sumber: Dokumen PEB, Dokumen PT POS, Data Instansi Lain, Survei Perdagangan Lintas Batas Laut

https://www.bps.go.id

Amerika Serikat menjadi mitra dagang utama provinsi Jawa Timur, sebesar 16,06 persen setara US$3.692,6 juta devisa ekspor diperoleh dari negara tersebut. Diikuti oleh Jepang sebesar 13,09 persen setara US$3.010,1 juta, Tiongkok sebesar 12,73 persen setara US$2.927,8 juta, Malaysia sebesar 6,88 persen setara US$1.582,8, dan Thailand sebesar 6,19 persen setara US$1.424,5 juta. Sedangkan sisanya sebsar 45,05 persen setara dengan US10.360,9 juta tersebar ke negara lainnya.

Tabel 44. Negara Tujuan Utama Ekspor Asal Barang Jawa Timur
Tahun 2017–2021

Negara Tujuan Utama	Nilai (US$ Juta)					2021	
	2017	2018	2019	2020	2021	Pertumbuhan (%) yoy	Peranan thd total (%)
(1)	(2)	(3)	(4)	(5)	(6)	(7)	(8)
Amerika Serikat	2.210,2	2.429,9	2.474,5	2.806,0	3.692,6	31,60	16,06
Jepang	2.823,5	3.322,0	2.743,6	2.645,0	3.010,1	13,80	13,09
Tiongkok	1.727,7	1.899,9	2.115,0	2.674,2	2.927,8	9,48	12,73
Malaysia	1.399,2	1.343,2	1.036,0	1.012,0	1.582,8	56,41	6,88
Thailand	1.249,9	1.250,7	998,8	854,4	1.424,5	66,72	6,19
Lainnya	9.000,3	8.812,1	9.315,5	10.913,3	10.360,9	-5,06	45,05
Total	**18.410,9**	**19.057,7**	**18.683,4**	**20.904,9**	**22.998,6**	**10,02**	**100,00**

Sumber: Dokumen PEB, Dokumen PT POS, Data Instansi Lain, Survei Perdagangan Lintas Batas Laut

https://www.bps.go.id

Komoditas utama ekspor Jawa Timur ke Amerika Serikat tahun 2021 berupa: komoditas industri makanan dengan *share* sebesar 30,26 persen setara US$1.117,5 juta; komoditas industri pengolahan lainnya *share* sebesar 17,67 persen setara US$652,5 juta; dan komoditas industri furnitur share sebesar 15,84 persen setara US$585,1 juta.

Sedangkan komoditas industri logam dasar dengan share 36,82 persen setara US$1.108,3, komoditas industri peralatan listrik share 10,35 persen setara US$311,7 juta, dan komoditas kayu, barang dari kayu dan gabus (tidak termasuk furnitur) dan barang anyaman dari bambu, rotan dan sejenisnya dengan *share* 9,40 persen setara US$282,9 juta merupakan komoditas utama ekspor Jawa Timur ke Jepang dengan *share* ketiga komoditas tersebut sebesar 56,57 persen setara US$1.702,8 juta.

Sementara untuk tujuan Tiongkok komoditas utama ekspor Jawa Timur adalah: komoditas industri makanan *share* sebesar 32,11 persen setara US940,0 juta; komoditas industri bahan kimia dan barang dari bahan kimia *share* sebesar 23,05 persen setara US$674,7 juta; dan komoditas industri logam dasar *share* sebesar 16,66 persen setara US$487,8 juta; dan

Tabel 45. Negara Tujuan Dan Komoditas Utama Ekspor Asal Barang Jawa Timur Tahun 2019–2021

Negara Tujuan Utama / Komoditas Utama	Nilai (US$ Juta)			Pertumbuhan % (YoY)	Peranan 2021 thd total (%)
	2019	2020	2021	2021	
(1)	(2)	(3)	(4)	(5)	(6)
Amerika Serikat	**2.474,5**	**2.806,0**	**3.692,6**	**31,60**	**100,00**
Industri Makanan	877,1	915,4	1.117,5	22,08	30,26
Industri Pengolahan Lainnya	378,9	621,1	652,5	5,06	17,67
Industri Furnitur	356,2	413,2	585,1	41,59	15,84
Industri Kayu, Barang Dari Kayu Dan Gabus (Tidak Termasuk Furnitur) Dan Barang Anyaman Dari Bambu, Rotan Dan Sejenisnya	53,8	127,7	323,0	153,00	8,75
Lainnya	808,5	728,6	1.014,5	39,24	27,47
Jepang	**2.743,6**	**2.645,0**	**3.010,1**	**13,80**	**100,00**
Industri Logam Dasar	821,0	928,8	1.108,3	19,32	36,82
Industri Peralatan Listrik	369,3	305,2	311,7	2,13	10,35
Industri Kayu, Barang Dari Kayu Dan Gabus (Tidak Termasuk Furnitur) Dan Barang Anyaman Dari Bambu, Rotan Dan Sejenisnya	249,8	222,5	282,9	27,13	9,40
Industri Makanan	317,3	276,6	275,4	-0,43	9,15
Lainnya	986,2	911,9	1.031,8	13,15	34,28
Tiongkok	**2.115,0**	**2.674,2**	**2.927,8**	**9,48**	**100,00**
Industri Makanan	654,7	691,5	940,0	35,94	32,11
Industri Bahan Kimia Dan Barang Dari Bahan Kimia	582,7	356,9	674,7	89,06	23,05
Industri Logam Dasar	305,9	664,7	487,8	-26,62	16,66
Industri Kayu, Barang Dari Kayu Dan Gabus (Tidak Termasuk Furnitur) Dan Barang Anyaman Dari Bambu, Rotan Dan Sejenisnya	202,0	215,7	218,4	1,29	7,46
Lainnya	369,7	745,5	606,8	-18,60	20,73

Sumber: Dokumen PEB, Dokumen PT POS, Data Instansi Lain, Survei Perdagangan Lintas Batas Laut

https://www.bps.go.id

3.16 Ekspor Provinsi Asal Banten

Nilai muat ekspor asal barang provinsi Banten yang dimuat melalui pelabuhan dalam wilayah Banten tahun 2021 naik sebesar 67,73 persen menjadi US$2.373,4 juta, merupakan 17,57 persen dari total nilai ekspor Banten. Dengan pelabuhan muat utamanya adalah: pelabuhan Cigading, Tanjung Leneng, dan Merak. *Share* masing-masing pelabuhan tersebut 7,07 persen setara US$955,5 juta, 4,75 persen setara US$641,5 juta, dan 4,14 persen setara US$559,0 juta.

Gambar 15. Persentase Nilai Ekspor Asal Barang Banten
Menurut Letak Pelabuhan Muat Tahun 2020–2021

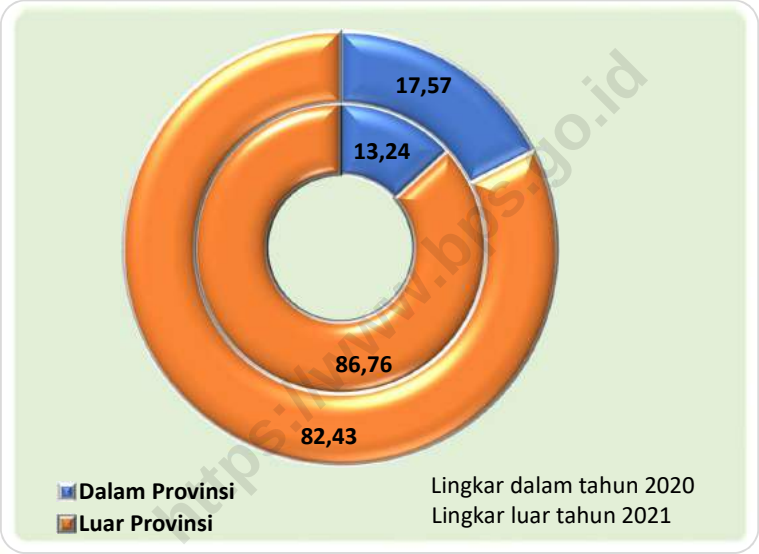

Sedangkan 82,43 persen setara US$11.135,5 juta nilai muat ekspor Banten dimuat melalui pelabuhan di luar provinsi Banten seperti: pelabuhan Tanjung Priok nilai muat sebesar US$10.779,5 juta setara dengan 79,80 persen dan pelabuhan udara Soekarna-Hatta (U) nilai muat sebesar US$316,1 juta setara dengan 2,34 persen, dan pelabuhan Tanjung Perak nilai muat sebesar US$28,2 juta setara 0,21 persen.

Nilai ekspor provinsi Banten tahun 2021 sebesar US$13.508,9 juta, naik sebesar 26,42 persen dari tahun 2020. Dengan komposisi nilai ekspor kelompok migas sebesar US$15,3 juta setara 0,11 persen dan kelompok nonmigas sebesar US$13.493,6 juta setara 99.89 persen.

Ekspor kelompok migas naik sebesar 458,90 persen dari US$2,7 juta menjadi US$15,3 juta. Kenaikan ini terjadi karena naiknya nilai ekspor sektor industri pengolahan hasil minyak sebesar 346,20 persen dari US$12,2 juta menjadi US$12,2 juta.

Nilai ekspor kelompok nonmigas naik sebesar 26,31 persen dari US$10.683,0 juta di tahun 2020 menjadi US$13.493,6 juta di tahun 2021. Kenaikan ini karena naiknya nilai ekspor sektor industri pengolahan sebesar 26,57 persen dan sektor pertanian sebesar 4,39 persen.

Tabel 46. Negara Tujuan Dan Komoditas Utama Ekspor Asal Barang Banten
Tahun 2019–2021

Sektor	Nilai (US$ Juta)			Pertumbuhan % (YoY)	Peranan 2021 thd total (%)
	2019	2020	2021	2021	
(1)	(2)	(3)	(4)	(5)	(6)
Banten	**11.045,6**	**10.685,7**	**13.508,9**	**26,42**	**100,00**
Migas	**8,6**	**2,7**	**15,3**	**458,90**	**0,11**
Industri Pengolahan Hasil Minyak	5,8	2,7	12,2	346,20	0,09
Pengadaan Gas	2,8		3,1	-	0,02
Gas	2,8		3,1	-	0,02
Pertambangan	0,0	0,0		-100,00	0,00
Minyak Mentah	0,0	0,0		-100,00	0,00
Nonmigas	**11.037,0**	**10.683,0**	**13.493,6**	**26,31**	**99,89**
Industri Pengolahan	11.003,0	10.600,7	13.417,8	26,57	99,33
Industri Bahan Kimia Dan Barang Dari Bahan Kimia	2.053,7	1.977,2	2.806,0	41,92	20,77
Industri Kulit, Barang Dari Kulit Dan Alas Kaki	2.071,3	2.163,6	2.550,8	17,90	18,88
Industri Logam Dasar	1.496,6	1.274,7	2.166,6	69,97	16,04
Lainnya	5.381,5	5.185,2	5.894,3	13,68	43,63
Pertanian	33,3	71,2	74,3	4,39	0,55
Peternakan	14,3	41,6	33,4	-19,57	0,25
Pertanian Tanaman Tahunan	7,9	13,2	15,9	20,76	0,12
Perikanan Budidaya	4,6	5,5	13,2	137,29	0,10
Lainnya	6,5	10,9	11,8	8,34	0,09
Pertambangan	0,4	10,9	1,2	-88,68	0,01
Pertambangan Batu Bara Dan Lignit		0,5	0,9	78,03	0,01
Pertambangan Dan Penggalian Lainnya	0,1	0,2	0,3	69,23	0,00
Pertambangan Minyak Bumi Dan Gas Alam Dan Panas Bumi			0,0	-	0,00
Lainnya	0,3	10,2	0,0	-100,00	0,00
Lainnya	0,2	0,1	0,3	159,63	0,00
Pengelolaan Sampah Dan Daur Ulang	0,2	0,1	0,3	160,02	0,00
Pengadaan Listrik, Gas, Uap/Air Panas Dan Udara Dingin		0,0		-100,00	0,00

Sumber: Dokumen PEB, Dokumen PT POS, Data Instansi Lain, Survei Perdagangan Lintas Batas Laut

Tahun 2021 nilai ekspor provinsi Banten tujuan Amerika Serikat naik 20,71 persen dari US$1.903,2 juta menjadi US$2.297,3 juta setara dengan 17,01 persen dari total nilai

https://www.bps.go.id

ekspor Banten, tujuan Tiongkok turun 11,56 persen menjadi US$1.803,9 juta setara 13,35 persen, tujuan Vietnam naik 53,18 persen menjadi US$891,3 juta, tujuan Jepang naik sebesar 17,76 persen menjadi US$875,1 juta, dan tujuan Thailand naik sebesar 82,73 persen menjadi US$799,9 juta.

Share kelima negara tujuan utama sebesar 49,36 persen setara dengan US$6.667,5 juta dan sisanya sebesar 50,64 persen setara US$6.841,4 juta menyebar ke negara tujuan lainya.

Tabel 47. Negara Tujuan Utama Ekspor Asal Barang Banten
Tahun 2017–2021

Negara Tujuan Utama	Nilai (US$ Juta)					2021	
	2017	2018	2019	2020	2021	Pertumbuhan (%) yoy	Peranan thd total (%)
(1)	(2)	(3)	(4)	(5)	(6)	(7)	(8)
Amerika Serikat	1.881,5	1.947,8	1.942,6	1.903,2	2.297,3	20,71	17,01
Tiongkok	1.375,6	1.521,9	1.480,1	2.039,6	1.803,9	-11,56	13,35
Vietnam	425,4	547,6	578,3	581,8	891,3	53,18	6,60
Jepang	902,9	972,1	861,6	743,1	875,1	17,76	6,48
Thailand	675,5	649,6	576,0	437,7	799,9	82,73	5,92
Lainnya	5.977,4	6.281,8	5.607,1	4.980,2	6.841,4	37,37	50,64
Total	**11.238,4**	**11.920,7**	**11.045,6**	**10.685,7**	**13.508,9**	**26,42**	**100,00**

Sumber: Dokumen PEB, Dokumen PT POS, Data Instansi Lain, Survei Perdagangan Lintas Batas Laut

https://www.bps.go.id

Untuk tujuan Amerika Serikat komoditas utama yang diekspor Banten berupa: komoditas industri kulit, barang dari kulit dan alas kaki sebesar US$881,2 juta setara dengan 38,36 persen; komoditas industri makanan sebesar US$376,1 juta setara dengan 16,37 persen; dan komoditas industri karet, barang dari karet dan plastik sebesar US$277,5 juta setara dengan 12,08 persen.

Komoditas utama ekspor Banten tujuan Tiongkok adalah: komoditas industri logam dasar dengan nilai US$552,7 juta setara 30,64 persen, komoditas industri bahan kimia dan barang dari bahan kimia sebesar US$414,8 juta setara 23,00 persen; dan komoditas industri kulit, barang dari kulit dan alas kaki sebesar US$414,5 juta setara 22,98 persen.

Sedangkan untuk tujuan Vietnam komoditas utama ekspor Banten adalah: komoditas industri bahan kimia dan barang dari bahan kimia sebesar US$297,1 juta setara 33,34 persen; komoditas logam dasar sebesar US$161,8 juta setara 18,15 persen; dan makanan sebesar US$106,8 juta setara 11,98 persen.

Tabel 48. Negara Tujuan Dan Komoditas Utama Ekspor Asal Banten
Tahun 2019–2021

Negara Tujuan Utama / Komoditas Utama	Nilai (US$ Juta)			Pertumbuhan % (YoY)	Peranan 2021 thd total (%)
	2019	2020	2021	2021	
(1)	(2)	(3)	(4)	(5)	(6)
Amerika Serikat	**1.942,6**	**1.903,2**	**2.297,3**	**20,71**	**100,00**
Industri Kulit, Barang Dari Kulit Dan Alas Kaki	715,2	624,5	881,2	41,10	38,36
Industri Makanan	292,1	368,2	376,1	2,16	16,37
Industri Karet, Barang Dari Karet Dan Plastik	304,0	322,1	277,5	-13,86	12,08
Industri Pakaian Jadi	159,3	120,5	149,3	23,92	6,50
Lainnya	472,0	467,9	613,2	31,07	26,69
Tiongkok	**1.480,1**	**2.039,6**	**1.803,9**	**-11,56**	**100,00**
Industri Logam Dasar	307,6	644,5	552,7	-14,24	30,64
Industri Bahan Kimia Dan Barang Dari Bahan Kimia	447,9	545,8	414,8	-23,99	23,00
Industri Kulit, Barang Dari Kulit Dan Alas Kaki	321,9	376,7	414,5	10,05	22,98
Industri Makanan	90,8	130,0	177,0	36,13	9,81
Lainnya	311,9	342,7	244,9	-28,54	13,57
Vietnam	**578,3**	**581,8**	**891,3**	**53,18**	**100,00**
Industri Bahan Kimia Dan Barang Dari Bahan Kimia	213,9	205,9	297,1	44,32	33,34
Industri Logam Dasar	47,8	44,8	161,8	261,14	18,15
Industri Makanan	71,5	53,2	106,8	100,72	11,98
Industri Peralatan Listrik	75,2	74,6	102,5	37,52	11,50
Lainnya	170,0	203,4	223,1	9,66	25,03

Sumber: Dokumen PEB, Dokumen PT POS, Data Instansi Lain, Survei Perdagangan Lintas Batas Laut

https://www.bps.go.id

3.17 Ekspor Provinsi Asal Barang Bali

Nilai ekspor provinsi asal barang Bali tahun 2021 tercatat sebesar US$508,2 juta. Lebih dari 90 persennya, yaitu sekitar 97,21 persen atau senilai US$494,0 juta, diekspor melalui pelabuhan yang terdapat di luar Bali diantaranya melalui Tanjung perak, Sukarno Hatta, Tanjung Priok dan provinsi lainnya. Sedangkan sisanya yaitu US$14,2 juta atau 2,79 persen diekspor melalui pelabuhan didalam provinsi.

Gambar 16. Ekspor Asal Barang Bali
Menurut Pelabuhan Muat Utama Tahun 2019–2021

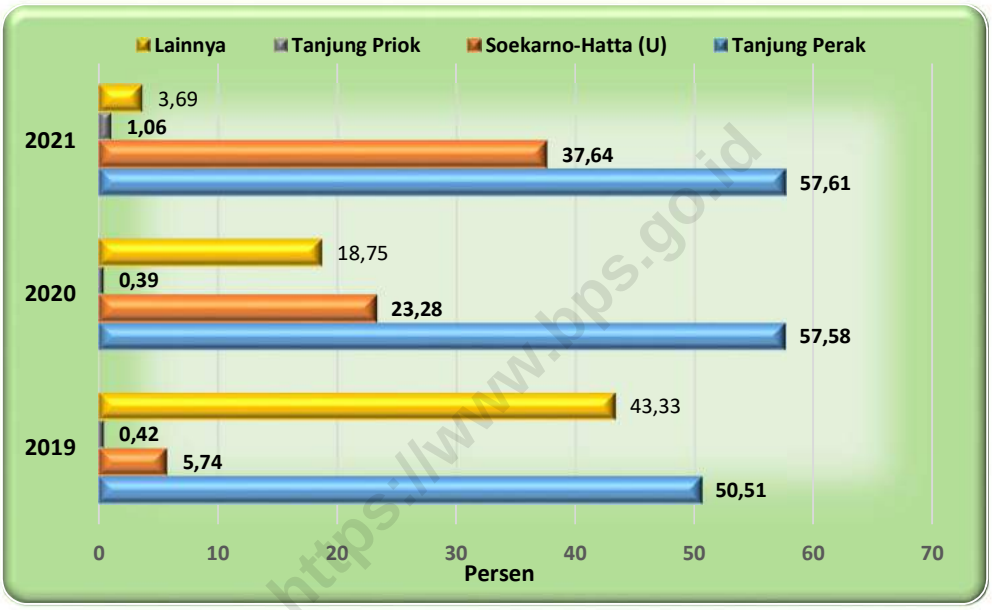

Peranan ekspor provinsi asal barang Bali pada tahun 2021 didominasi oleh sektor industri pengolahan yang peranannya mencapai 91,58 persen, disusul pertanian dengan share 8,41 persen. Sementara itu sektor pertambangan hanya menyumbang sebesar 0,02 persen

Pada tahun 2021 nilai ekspor dari Bali hampir semua sektor mengalami penurunan jika dibandingkan dengan tahun 2020. Namun penurunan tersebut tidak diikuti oleh sektor industri makanan yang mengalami kenaikan sebesar 20,93 persen dari US$99,8 juta menjadi US$120,6 juta. Disusul sektor industri pakaian jadi sebesar 16,96 persen dari US$76,9 juta menjadi US$89,9 juta. Selanjutnya industri pengolahan yang mengalami kenaikan sebesar 14,74 persen, dari US$405,6 juta menjadi US$465,4 juta.

Tabel 49. Perkembangan Nilai Ekspor Asal Barang Bali
Menurut Sektor Tahun 2019–2021

Sektor	Nilai (US$ Juta)			2021	
	2019	2020	2021	Pertumbuhan (%) YoY	Peranan thd total (%)
(1)	(2)	(3)	(4)	(5)	(6)
Bali	**591,5**	**456,2**	**508,2**	**11,40**	**100,00**
Migas	**0,0**		**0,0**	**-**	**0,00**
Industri Pengolahan Hasil Minyak	0,0		0,0	-	0,00
Nonmigas	**591,5**	**456,2**	**508,2**	**11,40**	**100,00**
Industri Pengolahan	521,8	405,6	465,4	14,74	91,58
Industri Makanan	103,9	99,8	120,6	20,93	23,74
Industri Pakaian jadi	107,6	76,9	89,9	16,96	17,69
Industri Pengolahan Lainnya	98,9	71,4	68,3	-4,35	13,44
Lainnya	211,4	157,5	186,5	18,40	36,71
Pertanian	69,6	50,4	42,7	-15,16	8,41
Perikanan Tangkap	29,6	24,9	22,6	-9,15	4,45
Perikanan Budidaya	21,3	12,8	11,6	-9,20	2,29
Pertanian Tanaman Tahunan	17,6	12,0	7,0	-41,33	1,39
Lainnya	1,0	0,7	1,5	111,38	0,29
Pertambangan	0,1	0,3	0,1	-66,27	0,02
Pertambangan Dan Penggalian Lainnya	0,1	0,2	0,1	-59,47	0,02
Pertambangan Bijih Logam		0,0		-100,00	0,00

Sumber: Dokumen PEB, Dokumen PT POS, Data Instansi Lain, Survei Perdagangan Lintas Batas Laut

Negara tujuan ekspor provinsi asal barang Bali pada tahun 2021 dengan peranan yang terbesar tercatat ke Amerika Serikat yaitu sebesar 36,40 persen, kemudian berturut-turut ke Australia sebesar 9,10 persen; Tiongkok sebesar 6,95 persen; Jepang sebesar 5,07 persen; Perancis sebesar 3,63 persen dan sisanya tersebar ke beberapa negara tujuan lainnya.

https://www.bps.go.id

Tabel 50. Negara Tujuan Utama Ekspor Asal Barang Bali
Tahun 2017-2021

Negara Tujuan Utama	Nilai (US$ Juta)					2021	
	2017	2018	2019	2020	2021	Pertumbuhan (%) yoy	Peranan thd total (%)
(1)	(2)	(3)	(4)	(5)	(6)	(7)	(8)
Amerika Serikat	152,1	164,5	175,4	143,9	185,0	28,52	36,40
Australia	47,5	46,7	49,5	38,9	46,3	18,83	9,10
Tiongkok	32,3	47,9	31,9	27,1	35,3	30,26	6,95
Jepang	40,6	43,7	33,7	31,7	25,8	-18,67	5,07
Perancis	17,2	17,2	17,7	20,2	18,5	-8,53	3,63
Lainnya	246,8	275,8	283,3	194,3	197,4	1,57	38,84
Total	**536,5**	**595,8**	**591,5**	**456,2**	**508,2**	**11,40**	**100,00**

Sumber: Dokumen PEB, Dokumen PT POS, Data Instansi Lain, Survei Perdagangan Lintas Batas Laut

Nilai ekspor provinsi asal barang Bali ke negara tujuan utama pada tahun 2021 hampir semua mengalami kenaikan dibanding tahun sebelumnya. Amerika serikat yang mengalami kenaikan sebesar 28,52 persen dari US$143,9 juta menjadi US$185,0 juta. Diikuti Australia sebesar 18,83 persen dari US$38,9 juta menjadi US$46,3 juta. Kenaikan terbesar diperoleh Tiongkok sebesar 30,26 persen atau yang awalnya US$27,1 juta tahun 2020 menjadi US$35,3 juta tahun 2021. Kenaikan nilai ekspor ke negara tujuan utama tidak diikuti oleh negara Jepang dan Perancis yang masing-masing mengalamai Penurunan nilai sebesar 18,67 persen dan 8,53 prsen.

Tabel 51. Negara Tujuan Dan Komoditas Utama Ekspor Asal Barang Bali
Tahun 2019–2021

Negara tujuan Komoditas utama	Nilai (US$ Juta)			2021	
	2019	2020	2021	Pertumbuhan (%) yoy	Peranan thd total (%)
(1)	(2)	(3)	(4)	(5)	(6)
Amerika Serikat	**175,4**	**143,9**	**185,0**	**28,52**	**100,00**
Industri Makanan	39,4	35,5	50,2	41,39	**27,12**
Industri Pakaian jadi	30,0	23,7	34,1	43,88	18,43
Industri Pengolahan lainnya	30,8	28,6	28,9	1,15	15,65
Gabus (Tidak Termasuk Furnitur) Dan	16,1	11,3	18,3	62,22	9,89
Lainnya	59,1	44,9	53,5	19,21	28,91
Australia	**49,5**	**38,9**	**46,3**	**18,83**	**100,00**
Industri Pakaian Jadi	13,1	11,2	12,3	10,35	26,64
Industri Makanan	4,4	5,3	10,9	103,23	23,50
Perikanan Budi Daya	11,9	6,2	6,1	-1,40	13,20
Industri furnitur	3,5	3,0	4,2	41,69	9,14
Lainnya	16,5	13,2	12,7	-3,80	27,52
Tiongkok	**31,9**	**27,1**	**35,3**	**30,26**	**100,00**
Industri Makanan	20,2	17,3	22,8	31,30	64,46
Industri Pengolahan lainnya	1,8	1,4	3,8	167,91	10,64
Industri Perikanan Tangkap	2,9	1,6	2,6	59,87	7,46
Pertanian Tanaman Tahunan	3,9	2,0	2,3	15,72	6,52
Lainnya	3,1	4,7	3,9	-18,54	10,92

Sumber: Dokumen PEB, Dokumen PT POS, Data Instansi Lain, Survei Perdagangan Lintas Batas Laut

Negara tujuan utama Amerika Serikat didominasi oleh komoditas industri Makanan yang memiliki peranan sebesar 27,12 persen. Negara tujuan utama Australia hampir semua mengalami kenaikan disemua komoditas kecuali perikanan budidaya yang turun sebesar 1,40 persen atau mencapai nilai US$6,1 juta tahun 2021. Sedangkan Negara tujuan Tiongkok didominasi oleh komoditas industri makanan yang memiliki peranan terbesar diantara komoditas lainnya yaitu 64,46 persen, hal itu disebabkan naiknya nilai komoditas industri pengolahan lainnya yang cukup signifikan sebesar 167,91 persen.

https://www.bps.go.id

3.18 Ekspor Provinsi Asal Barang Nusa Tenggara Barat

Nilai ekspor provinsi asal barang Nusa Tenggara Barat tahun 2021 tercatat sebesar US$1.140,5 juta. Lebih dari 90 persennya, yaitu sekitar 95,87 persen atau senilai US$1.093,4 juta, diekspor melalui pelabuhan yang terdapat di dalam Nusa Tenggara Barat diantaranya melalui Benete, Bandar udara internasional (Lombok), dan pelabuhan lainnya. Sedangkan sisanya yaitu US$47,0 juta atau 4,13 persen diekspor melalui pelabuhan diluar provinsi.

Peranan ekspor provinsi asal barang Nusa Tenggara Barat pada tahun 2021 didominasi oleh sektor industri pertambangan yang peranannya mencapai 95,85 persen, disusul industri pengolahan dengan share 2,67 persen. Sementara itu sektor industri pertanian hanya menyumbang sebesar 1,49 persen.

Tabel 52. Perkembangan Nilai Ekspor Asal Barang Nusa Tenggara Barat Menurut Sektor Tahun 2019–2021

Sektor	Nilai (US$ Juta)			Pertumbuhan (%) yoy	Peranan 2021 thd total (%)
	2019	2020	2021	2021	
(1)	(2)	(3)	(4)	(6)	(7)
Nusa Tenggara Barat	**222,0**	**643,5**	**1.140,5**	**77,23**	**100,00**
Migas	0,0		0,0	-	0,00
Industri Pengolahan Hasl Minyak	0,0		0,0	-	0,00
Nonmigas	**222,0**	**643,5**	**1.140,5**	**77,23**	**100,00**
Pertambangan	196,2	590,4	1.093,1	85,14	95,85
Pertambangan Bijih Logam	193,2	587,7	1.089,5	85,39	95,53
Pertambangan Dan Penggalian Lainny	3,0	2,7	3,6	31,87	0,31
Industri Pengolahan	17,0	40,3	30,4	-24,64	2,67
Industri Makanan	15,8	39,5	29,3	-25,94	2,56
Industri Pengolahan Tembakau	0,0	0,3	0,9	180,45	0,08
Industri Kayu, Barang Dari Kayu Dan Gabus (Tidak Termasuk Furnitur) Dan Barang Anyaman Dari Bambu, Rotan Dan Sejenisnya	0,0	0,1	0,1	81,70	0,01
Lainnya	1,1	0,5	0,2	-65,99	0,01
Pertanian	8,8	12,8	17,0	33,06	1,49
Perikanan Budidaya	6,7	5,8	9,0	54,31	0,79
Pertanian Tanaman Tahunan	1,8	3,8	7,7	105,24	0,68
Perikanan Tangkap	0,2	0,1	0,1	-1,00	0,01
Lainnya	0,0	3,0	0,1	-97,01	0,01

Sumber: Dokumen PEB, Dokumen PT POS, Data Instansi Lain, Survei Perdagangan Lintas Batas Laut

https://www.bps.go.id

Pada tahun 2021 nilai ekspor dari Nusa Tenggara Barat yang mengalami kenaikan yang cukup signifikan adalah komoditas industri pengolahan tembakau sebesar 180,45 persen. Disusul pertanian tanaman tahunan sebesar 105,24 persen.

Tabel 53. Negara Tujuan Utama Ekspor Asal Barang Nusa Tenggara Barat
Tahun 2017–2021

Negara Tujuan Utama	Nilai (US$ Juta)					Pertumbuhan (%) yoy	Peranan 2021 thd total (%)
	2017	2018	2019	2020	2021	2021	
(1)	(2)	(3)	(4)	(5)	(6)	(7)	(8)
Tiongkok	1,4	70,9	61,7	270,9	663,2	144,78	58,15
Jepang	373,3	239,3	43,8	145,2	171,1	17,82	15,01
Korea Selatan	199,8	84,2	28,8	45,8	114,1	149,46	10,01
India	36,4	0,1	0,0	46,9	102,4	118,21	8,98
Filipina	489,7	64,8	64,3	86,6	44,6	-48,48	3,91
Lainnya	12,6	11,8	23,2	48,0	45,0	-6,32	3,94
Total	**1.113,2**	**471,1**	**222,0**	**643,5**	**1.140,5**	**77,23**	**100,00**

Sumber: Dokumen PEB, Dokumen PT POS, Data Instansi Lain, Survei Perdagangan Lintas Batas Laut

https://www.bps.go.id

Negara tujuan ekspor provinsi asal barang Nusa Tenggara Barat pada tahun 2021, peranan yang terbesar tercatat ke Tiongkok yaitu sebesar 58,15 persen, kemudian berturut-turut ke Jepang sebesar 15,01 persen; Korea Selatan sebesar 10,01 persen; India sebesar 8,98 persen; Filipina sebesar 3,91 persen dan sisanya tersebar ke beberapa Negara tujuan lainnya.

Nilai ekspor provinsi asal barang Nusa Tenggara Barat ke negara tujuan utama pada tahun 2021 hampir semua mengalami kenaikan dibanding tahun sebelumnya. Kecuali negara Filipina yang mengalami penurunan sebesar 48,48 persen atau dari US$86,6 juta menjadi US$44,6 juta.

Negara tujuan utama Tiongkok didominasi oleh komoditas pertambangan bijih logam yang memiliki peranan terbesar diantara komoditas lainnya, yaitu sebesar 99,55 persen. Sedangkan untuk pertumbuhannya, hampir semua mengalami penurunan, kecuali komoditas pertambangan bijih logam dan pertambangan dan penggalian lainnya yang mengalami kenaikan masing-masing sebesar 146,40 persen dan 21,82 persen. Dari ketiga negara tujuan dengan komoditasnya, yang memiliki peranan terbesar adalah Korea Selatan yaitu sebesar 99,57 persen. Begitu pula dari sisi pertumbuhannya yang mengalami kenaikan terbesar yaitu sebesar 149,74 persen.

Tabel 54. Negara Tujuan Dan Komoditas Utama Ekspor Asal Barang
Nusa Tenggara Barat Tahun 2019–2021

Negara Tujuan Utama / Komoditas Utama	Nilai (US$ Juta)			Pertumbuhan (%) YoY	Peranan 2021 thd total (%)
	2019	2020	2021	2021	
(1)	(2)	(3)	(4)	(5)	(6)
Tiongkok	**61,7**	**270,9**	**663,2**	**144,78**	**100,00**
Pertambangan Bijih Logam	57,5	268,0	660,2	146,40	99,55
Pertambangan dan Penggalian lainnya	2,0	1,6	2,0	21,82	0,30
Pertanian Tanaman Tahunan	0,6	0,6	0,6	-0,74	0,09
Industri Makanan	1,2	0,8	0,3	-62,80	0,04
Lainnya	0,5	0,0	0,1	285,71	0,02
Jepang	**43,8**	**145,2**	**171,1**	**17,82**	**100,00**
Pertambangan Bijih Logam	43,0	144,6	170,1	17,58	99,38
Perikanan Budidaya	0,7	0,6	1,1	81,99	0,62
Industri Pengolahan Lainnya	0,1	0,0	0,0	-67,73	0,01
Industri Makanan		0,0	0,0	-46,80	0,00
Lainnya	0,1	0,0	0,0	-96,36	0,00
Korea Selatan	**28,8**	**45,8**	**114,1**	**149,45**	**100,00**
Pertambangan Bijih Logam	28,4	45,5	113,6	149,74	99,57
Pertambangan Dan Penggalian Lainnya	0,3	0,2	0,4	98,70	0,37
Pertanian Tanaman Tahunan		0,0	0,1	134,05	0,06
Industri Pengolahan Lainnya	0,0	0,0	0,0	-63,25	0,00
Lainnya	0,1	0,0	0,0	-100,00	0,00

Sumber: Dokumen PEB, Dokumen PT POS, Data Instansi Lain, Survei Perdagangan

https://www.bps.go.id

3.19 Ekspor Provinsi Asal Barang Nusa Tenggara Timur

Nilai ekspor provinsi asal barang Nusa Tenggara Timur tahun 2021 tercatat sebesar US$42,4 juta. Lebih dari 60 persennya, yaitu sekitar 60,94 persen atau senilai US$25,9 juta, diekspor melalui pelabuhan yang terdapat di luar Nusa Tenggara Timur diantaranya melalui Tanjung Perak, Tanjung Priuk, Makasar dan provinsi lainnya. Sedangkan sisanya yaitu US$16,6 juta atau 39,06 persen diekspor melalui pelabuhan di dalam provinsi.

Gambar 17. Persentase Nilai Ekspor Asal Nusa Tenggara Timur
Menurut Letak Pelabuhan Muat 2020-2021

https://www.bps.go.id

Peranan ekspor provinsi asal barang Nusa Tenggara Timur pada tahun 2021 didominasi oleh komoditas sektor industri pertanian yang peranannya mencapai 50,08 persen, walaupun dari sisi pertumbuhan mengalami penurunan sebesar 3,83 persen. Disusul industri pengolahan dengan share 43,70 persen. Sementara itu sektor pertambangan hanya menyumbang sebesar 3,82 persen.

Tabel 55. Perkembangan Nilai Ekspor Asal Barang Nusa Tenggara Timur Menurut Sektor Tahun 2019–2021

Sektor	Nilai (US$ Juta)			2021	
	2019	2020	2021	Pertumbuhan (%) yoy	Peranan thd total (%)
(1)	(2)	(3)	(4)	(5)	(6)
Nusa Tenggara Timur	**54,4**	**44,2**	**42,4**	**-3,95**	**100,00**
Migas	**1,5**	**0,8**	**1,0**	20,25	2,39
Industri Pengolahan Hasil Minyak	1,5	0,8	1,0	20,25	2,39
Nonmigas	**52,8**	**43,3**	**41,4**	**-4,42**	**97,61**
Pertanian	28,4	22,1	21,2	-3,83	50,08
Pertanian Tanaman Tahunan	26,8	20,5	16,1	-21,71	37,91
Perikanan Budidaya	0,7	0,8	4,3	423,94	10,09
Perikanan Tangkap	0,5	0,3	0,5	31,79	1,08
Lainnya	0,4	0,4	0,4	10,69	1,00
Industri Pengolahan	23,2	20,1	18,5	-7,75	43,70
Industri Makanan	9,4	8,3	4,5	-45,46	10,62
Industri Barang galian bukan logam	3,5	2,5	2,2	-9,65	5,26
Industri Bahan Kimia Dan Barang Dari Bahan Kimia	0,8	1,7	2,2	34,31	5,25
Lainnya	9,5	7,7	9,6	24,24	22,58
Pertambangan	1,2	1,1	1,6	42,82	3,82
Pertambangan dan Penggalian Lainnya	1,2	1,1	1,6	42,82	3,82

Sumber: Dokumen PEB, Dokumen PT POS, Data Instansi Lain, Survei Perdagangan Lintas Batas Laut

Pada tahun 2021 nilai ekspor dari Nusa Tenggara Timur hampir semua sektor mengalami penurunan, kecuali pertambangan. Penurunan terbesar adalah di sektor industri makanan yaitu sebesar 45,46 persen. Diikuti sektor pertanian tanaman tahunan sebesar 21,71 persen dan industri barang galian bukan logam sebesar 9,65 persen.

https://www.bps.go.id

Tabel 56. Negara Tujuan Utama Ekspor Asal Barang Nusa Tenggara Timur Tahun 2017–2021

Negara Tujuan Utama	Nilai (US$ Juta)					2021	
	2017	2018	2019	2020	2021	Pertumbuhan (%) yoy	Peranan thd total (%)
(1)	(2)	(3)	(4)	(5)	(6)	(7)	(8)
Timor Leste	21,8	17,4	16,0	15,5	16,6	6,99	39,06
Vietnam	25,7	29,2	17,5	14,4	13,2	-8,50	31,07
Tiongkok	0,9	0,6	3,0	0,6	3,0	433,21	7,01
India	1,7	2,5	9,2	5,9	2,7	-53,93	6,36
Jepang	6,4	3,5	1,9	2,0	2,0	-2,89	4,60
Lainnya	12,3	8,9	6,8	5,9	5,0	-13,73	11,90
Total	**68,9**	**62,1**	**54,4**	**44,2**	**42,4**	**-3,95**	**100,00**

Sumber: Dokumen PEB, Dokumen PT POS, Data Instansi Lain, Survei Perdagangan Lintas Batas Laut

Negara tujuan ekspor provinsi asal barang Nusa Tenggara Timur pada tahun 2021, terbesar tercatat ke Timor leste yaitu sebesar 39,06 persen, kemudian berturut-turut ke Vietnam sebesar 31,07 persen; Tiongkok sebesar 7,01 persen; India sebesar 6,36 persen; Jepang sebesar 4,60 persen.

Nilai ekspor provinsi asal barang Nusa Tenggara Timur ke negara tujuan utama pada tahun 2021 hampir semuanya mengalami penurunan, kecuali negara Timor leste yang naik sebesar 6,99 persen. Kemudian Tiongkok yang mengalami kenaikan yang cukup signifikan yaitu sebesar 433,21 persen atau dari US$0,6 juta menjadi US$3,0 juta.

Tabel 57. Negara Tujuan Dan Komoditas Utama Ekspor Asal Barang
Nusa Tenggara Timur Tahun 2019–2021

Negara Tujuan Utama / Komoditas Utama	Nilai (US$ Juta)			Pertumbuhan (YoY)	Peranan 2021 thd total (%)
	2019	2020	2021	2021	
(1)	(2)	(3)	(4)	(5)	(6)
Timor Leste	**16,0**	**15,5**	**16,6**	**6,99**	**100,00**
Industri Bahan Kimia Dan Barang Dari Baha	0,8	1,6	2,2	35,88	13,43
Industri Barang Galian Bukan Logam	2,6	2,1	2,1	-0,30	12,73
Industri Makanan	2,0	2,9	2,1	-28,5	12,62
Industri Furnitur	1,6	1,8	2,0	14,1	12,26
Lainnya	8,9	7,0	8,1	15,4	48,96
Vietnam	**17,5**	**14,4**	**13,2**	**-8,50**	**100,00**
Pertanian Tanaman Tahunan	17,5	14,4	13,2	-8,53	99,92
Industri Pengolahan Lainnya	0,0	0,0	0,0	213,21	0,06
Perikanan Tangkap			0,0	-	0,03
Pertambangan Dan Penggalian Lainnya		0,0		-100,00	0,00
Tiongkok	**3,0**	**0,6**	**3,0**	**433,15**	**100,00**
Perikanan Budidaya		0,3	2,6	734,99	87,52
Industri Makanan	2,8	0,2	0,3	55,78	9,28
Perikanan Tangkap	0,0		0,1	-	1,96
Pertambangan Dan Penggalian Lainnya	0,1	0,1	0,0	-55,92	0,96
Lainnya	0,1	0,0	0,0	97,74	0,28

Sumber: Dokumen PEB, Dokumen PT POS, Data Instansi Lain, Survei Perdagangan Lintas Batas Laut

https://www.bps.go.id

Negara tujuan utama Vietnam didominasi oleh komoditas pertanian tanaman tahunan yang memiliki peranan terbesar diantara komoditas lainnya, yaitu sebesar 99,92 persen, walaupun secara pertumbuhan turun nilainya sebesar 8,53 persen. Sedangkan untuk pertumbuhannya negara tujuan Tiongkok didominasi oleh komoditas perikanan budidaya yaitu sebesar 734,99 persen.

3.20 Ekspor Provinsi Asal Barang Kalimantan Barat

Nilai ekspor provinsi asal barang Kalimantan Barat tahun 2021 tercatat sebesar US$2.277,9 juta. Lebih dari 80 persennya, yaitu sekitar 81,77 persen atau senilai US$1.862,7 juta, diekspor melalui pelabuhan yang terdapat di dalam Kalimantan Barat diantaranya melalui Pontianak, Kendawangan, Telok Melano dan pelabuhan lainnya. Sedangkan sisanya yaitu US$415,2 juta atau 18,23 persen diekspor melalui pelabuhan di luar provinsi.

Gambar 18. Ekspor Asal Barang Kalimantan Barat
Menurut Pelabuhan Muat Utama Tahun 2020-2021

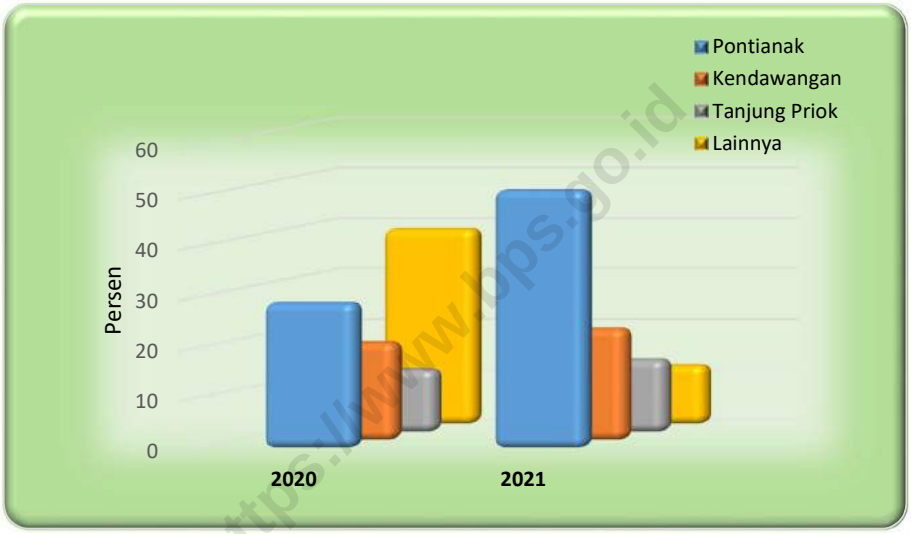

https://www.bps.go.id

Peranan ekspor provinsi asal barang Kalimantan Barat pada tahun 2021 didominasi oleh sektor industri pengolahan yang peranannya mencapai 69,80 persen , disusul industri pertambangan dengan share 26,66 persen. Sementara itu sektor pertanian hanya menyumbang sebesar 3,54 persen.

Pada tahun 2021 nilai ekspor dari Kalimantan Barat yang mengalami kenaikan cukup besar adalah sektor Industri pertanian, dengan komoditas pemungutan hasil hutan bukan kayu sebesar 374,46 persen atau dari US$1,4 juta menjadi US$6,7 juta. Disusul sektor industri pengolahan, dengan komoditas industri makanan sebesar 216,17 persen atau dari US$209,5 Juta menjadi US$662,4 Juta. Sisanya adalah sektor Industri pertambangan dengan komoditas pertambangan bijih logam sebesar 17,53 persen atau dari US$516,7 Juta menjadi US$607,3 Juta.

Tabel 58. Perkembangan Nilai Ekspor Asal Barang Kalimantan Barat
Menurut Sektor Tahun 2019–2021

Sektor	Nilai (US$ Juta)			Pertumbuhan % (YoY)	Peranan 2021 thd total (%)
	2019	2020	2021	2021	
(1)	(2)	(3)	(4)	(5)	(6)
Kalimantan Barat	**1.581,7**	**1.977,3**	**2.277,9**	**15,20**	**100,00**
Nonmigas	**1.581,7**	**1.977,3**	**2.277,9**	**15,20**	**100,00**
Industri Pengolahan	1.103,6	1.405,2	1.590,0	13,15	69,80
Industri Makanan	172,8	209,5	662,4	216,17	29,08
Industri Logam Dasar	475,0	815,0	349,2	-57,16	15,33
Industri Karet ,Barang dari Karet dan Plastik	290,9	228,6	307,4	34,47	13,50
Lainnya	164,8	152,1	271,0	78,23	11,90
Pertambangan	437,7	517,2	607,3	17,42	26,66
Pertambangan Bijih Logam	435,7	516,7	607,3	17,53	26,66
Pertambangan dan Penggalian Lainnya	2,0	0,5	0,0	-90,98	0,00
Pertanian	40,4	55,0	80,6	46,74	3,54
Pertanian Tanaman Tahunan	30,0	44,7	61,9	38,58	2,72
Pemungutan Hasil Hutan Bukan Kayu	1,5	1,4	6,7	374,46	0,30
Perikanan Budi daya	7,7	8,0	6,7	-16,74	0,29
Lainnya	1,3	0,8	5,3	557,57	0,23

Sumber: Dokumen PEB, Dokumen PT POS, Data Instansi Lain, Survei Perdagangan Lintas Batas Laut

https://www.bps.go.id

Negara tujuan ekspor provinsi asal barang Kalimantan Barat pada tahun 2021, peranan yang terbesar tercatat ke Tiongkok yaitu sebesar 40,74 persen, kemudian berturut-turut ke India sebesar 15,25 persen; Jepang sebesar 9,67 persen; Malaysia sebesar 8,16 persen; Pakistan sebesar 8,09 persen dan sisanya tersebar ke beberapa negara tujuan lainnya. Dilihat dari pertumbuhannya hampir semua negara mengalami kenaikan. Negara yang mengalami kenaikan yang cukup signifikan adalah Negara Pakistan yaitu sebesar 1.552,99 persen atau dari US$11,1 juta menjadi US$184,3 juta.

Nilai ekspor provinsi asal barang Kalimantan Barat ke negara tujuan utama pada tahun 2021 yang mengalami kenaikan terbesar adalah Pakistan yaitu sebesar 1.552,99 persen atau senilai US$184,3 juta. Disusul India sebesar 82,83 persen atau senilai US$347,3 juta ; Jepang sebesar 56,02 persen atau senilai US$220,4 juta ; Malaysia sebesar 42,20 persen atau senilai US$185,9 juta dan Tiongkok sebesar 26,22 persen atau senilai US$927,9 juta.

Tabel 59. Negara Tujuan Utama Ekspor Asal Barang Kalimantan Barat
Tahun 2017–2021

Negara Tujuan Utama	Nilai (US$ Juta)					2021	
	2017	2018	2019	2020	2021	Pertumbuhan (%) yoy	Peranan thd total (%)
(1)	(2)	(3)	(4)	(5)	(6)	(7)	(8)
Tiongkok	543,7	396,1	585,1	735,2	927,9	26,22	40,74
India	117,9	202,7	200,1	190,0	347,3	82,83	15,25
Jepang	143,1	166,0	160,6	141,2	220,4	56,02	9,67
Malaysia	82,2	232,0	328,9	130,7	185,9	42,20	8,16
Pakistan	6,3	1,9	1,7	11,1	184,3	1.552,99	8,09
Lainnya	480,4	511,6	305,4	769,1	412,1	-46,41	18,09
Total	**1.373,7**	**1.510,2**	**1.581,7**	**1.977,3**	**2.277,9**	**15,20**	**100,00**

Sumber: Dokumen PEB, Dokumen PT POS, Data Instansi Lain, Survei Perdagangan Lintas Batas Laut

Negara tujuan utama Tiongkok didominasi oleh komoditas pertambangan bijih logam yang memiliki peranan terbesar diantara komoditas lainnya, yaitu sebesar 65,02 persen. Sedangkan dari sisi pertumbuhan negara tujuan utama India, yang mengalami kenaikan terbesar adalah komoditas industri makanan sebesar 387,46 persen. Hal itu disebabkan adanya kenaikan dari nilai US$22,8 juta di tahun 2020 menjadi US$111,3 juta tahun 2021. Sebaliknya penurunan terjadi pada komoditas industri karet barang dari karet dan plastik dari Tiongkok sebesar 10,85 persen atau dari US$33,1 juta tahun 2020 menjadi US$29,5 juta tahun 2021.

https://www.bps.go.id

Tabel 60. Negara Tujuan Dan Komoditas Utama Ekspor Asal Barang Kalimantan Barat Tahun 2019–2021

Negara Tujuan Utama / Komoditas Utama	Nilai (US$ Juta)			Pertumbuhan % (YoY)	Peranan 2021 thd total (%)
	2019	2020	2021	2021	
(1)	(2)	(3)	(4)	(5)	(6)
Tiongkok	**585,1**	**735,2**	**927,9**	**26,22**	**100,00**
Pertambangan Bijih Logam	432,7	514,5	603,4	17,26	65,02
Industri Makanan	4,2	71,4	212,1	196,97	22,86
Pertanian Tanaman Tahunan	17,2	37,0	52,0	40,84	5,61
Industri Karet, Barang Dari Karet Dan Plastik	38,1	33,1	29,5	-10,85	3,18
Lainnya	92,8	79,2	31,0	-60,90	3,34
India	**200,1**	**190,0**	**347,3**	**82,83**	**100,00**
Industri Logam Dasar	147,6	126,0	171,0	35,75	49,23
Industri Makanan	2,5	22,8	111,3	387,46	32,04
Industri Karet, Barang Dari Karet Dan Plastik	44,4	32,3	50,6	56,80	14,57
Industri Bahan Kimia dan Barang dari Bahan Kimia	1,2	6,0	9,6	60,68	2,78
Lainnya	4,3	2,9	4,8	65,09	1,38
Jepang	**160,6**	**141,2**	**220,4**	**56,02**	**100,00**
Industri Karet, Barang Dari Karet Dan Plastik	104,2	85,1	131,6	54,68	59,74
Industri Kayu, Barang Dari Kayu Dan Gabus (Tidak Termasuk Furnitur) Dan Barang Anyaman Dari Bambu, Rotan Dan Sejenisnya	48,4	45,4	69,4	52,89	31,48
Industri Logam Dasar	4,2	4,5	9,8	118,20	4,46
Industri Bahan Kimia dan Barang dari Bahan Kimia	2,5	5,4	5,9	9,39	2,70
Lainnya	1,3	0,8	3,6	336,28	1,62

Sumber: Dokumen PEB, Dokumen PT POS, Data Instansi Lain, Survei Perdagangan Lintas Batas Laut

https://www.bps.go.id

3.21 Ekspor Provinsi Asal Barang Kalimantan Tengah

Nilai ekspor provinsi asal barang Kalimantan Tengah tahun 2021 tercatat sebesar US$3.102,3 juta. Lebih dari 70 persennya, yaitu sekitar 75,21 persen atau senilai US$2.333,3 juta, diekspor melalui pelabuhan yang terdapat di luar Kalimantan Tengah diantaranya melalui Banjarmasin, Satui dan pelabuhan lainnya. Sedangkan sisanya yaitu US$769,0 juta atau 24,79 persen diekspor melalui pelabuhan di dalam provinsi.

Gambar 19. Ekspor Asal Barang Kalimantan Tengah
Menurut Pelabuhan Muat Utama Tahun 2019–2021

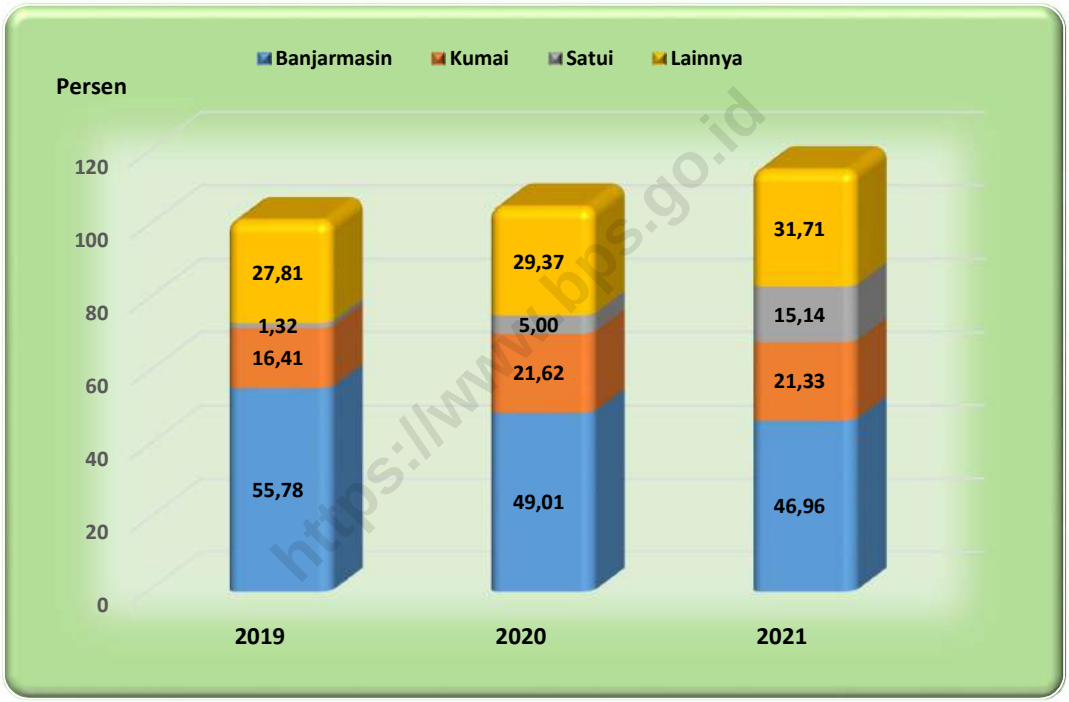

Peranan ekspor provinsi asal barang Kalimantan Tengah pada tahun 2021 didominasi oleh sektor pertambangan yang peranannya mencapai 68,60 persen, disusul industri pengolahan dengan share 30,87 persen. Sementara itu sektor pertanian hanya menyumbang sebesar 0,53 persen.

Tabel 61. Perkembangan Nilai Ekspor Asal Barang Kalimantan Tengah Menurut Sektor Tahun 2019–2021

Sektor	Nilai (US$ Juta)			Pertumbuhan (%) YoY	Peranan 2021 thd total (%)
	2019	2020	2021	2021	
(1)	(2)	(3)	(4)	(5)	(6)
Kalimantan Tengah	**2.172,4**	**1.824,4**	**3.102,3**	**70,04**	**100,00**
Nonmigas	**2.172,4**	**1.824,4**	**3.102,3**	**70,04**	**100,00**
Pertambangan	1.429,2	1.154,1	2.128,3	84,41	68,60
Pertambangan Batu Bara Dan Lignit	1.259,2	997,5	1.937,5	94,24	62,45
Pertambangan Bijih Logam	165,1	152,4	187,8	23,24	6,05
Pertambangan Dan Penggalian Lainnya	4,8	4,3	3,0	-29,97	0,10
Industri Pengolahan	740,1	666,3	957,6	43,72	30,87
Industri Makanan	354,4	337,3	543,9	61,25	17,53
Industri Logam Dasar	142,2	118,8	163,5	37,60	5,27
Industri Kayu, Barang dari kayu dan Gabus (tdk termasuk furnitur) dan barang anyaman dari bambu, rotan dan sejenisnya	78,6	92,3	108,6	17,62	3,50
Lainnya	164,9	117,9	141,8	20,19	4,57
Pertanian	3,1	4,0	16,4	313,93	0,53
Pemungutan Hasil Hutan Bukan Kayu	1,6	3,8	16,2	330,94	0,52
Pertanian Tanaman Hias dan Pengembangbiakan Tanaman	0,0	0,2	0,1	-48,49	0,00
Perikanan Budi daya	0,0	0,0	0,1	100,80	0,00
Lainnya	1,5	0,0	0,0	-72,99	0,00

Sumber: Dokumen PEB, Dokumen PT POS, Data Instansi Lain, Survei Perdagangan Lintas Batas Laut

https://www.bps.go.id

Pada tahun 2021 nilai ekspor dari Kalimantan Tengah hampir semua sektor mengalami kenaikan. Namun kenaikan tersebut tidak diikuti oleh komoditas pertambangan dan penggalian lainnya pada sektor pertambangan serta pertanian tanaman hias dan pengembang biakan tanaman pada sektor pertanian yang mengalami penurunan masing-masing sebesar 29,97 persen dan 48,49 persen. Sedangkan kenaikan terbesar adalah di komoditas pemungutan hasil hutan bukan kayu sebesar 330,94 persen.

Tabel 62. Negara Tujuan Utama Ekspor Asal Barang Kalimantan Tengah Tahun 2017–2021

Negara Tujuan Utama	Nilai (juta)					Pertumbuhan (%) YoY	Peranan 2021 thd total (%)
	2017	2018	2019	2020	2021	2021	
(1)	(2)	(3)	(4)	(5)	(6)	(7)	(8)
Tiongkok	251,8	345,8	530,3	554,9	1.142,6	105,92	36,83
Jepang	606,8	716,3	714,2	539,0	805,6	49,45	25,97
India	321,5	297,7	290,7	221,0	298,0	34,86	9,61
Malaysia	74,8	49,7	60,8	102,2	224,6	119,82	7,24
Singapura	0,0	27,5	123,7	112,3	115,0	2,42	3,71
Lainnya	545,6	464,3	452,7	295,0	516,4	75,06	16,65
Total	**1.800,5**	**1.901,4**	**2.172,4**	**1.824,4**	**3.102,3**	**70,04**	**100,00**

Sumber: Dokumen PEB, Dokumen PT POS, Data Instansi Lain, Survei Perdagangan Lintas Batas Laut

Negara tujuan ekspor provinsi asal barang Kalimantan Tengah pada tahun 2021, peranan terbesar tercatat ke Tiongkok yaitu sebesar 36,83 persen, kemudian berturut-turut ke Jepang sebesar 25,97 persen; India sebesar 9,61 persen; Malaysia sebesar 7,24 persen; Singapura sebesar 3,71 persen dan sisanya tersebar ke beberapa negara lainnya.

Tabel 63. Negara Tujuan Dan Komoditas Utama
Ekspor Asal Barang Kalimantan Tengah Tahun 2019–2021

Negara Tujuan Utama / Komoditas Utama	Nilai (US$ Ribu)			Pertumbuhan % (YoY)	Peranan 2021 thd total (%)
	2019	2020	2021	2021	
(1)	(2)	(3)	(4)	(5)	(6)
Tiongkok	**530,3**	**554,9**	**1.142,6**	**105,92**	**100,00**
Pertambangan Batu Bara dan Lignit	157,8	207,4	760,7	266,80	66,58
Industri Makanan	198,3	177,9	186,9	5,08	16,36
Pertambangan Bijih Logam	134,0	124,1	167,7	35,14	14,67
Industri Bahan Kimia dan Barang dari Bahan Kimia	26,3	28,3	11,9	-57,92	1,04
Lainnya	13,9	17,3	15,4	-10,65	1,35
Jepang	**714,2**	**539,0**	**805,6**	**49,45**	**100,00**
Pertambangan Batu Bara dan Lignit	625,9	453,0	684,4	51,06	84,95
Industri Kayu, Barang Dari Kayu dan Gabus (Tidak Termasuk Furnitur) dan Barang Anyaman Dari Bambu, Rotan dan Sejenisnya	66,9	70,0	88,6	26,63	11,00
Industri karet, Barang dari karet dan Plastik	18,3	13,4	16,4	22,27	2,04
Pemungutan Hasil Hutan Bukan Kayu	0,8	0,8	13,2	1.580,56	1,63
Lainnya	2,3	1,8	3,0	68,17	0,37
India	**290,7**	**221,0**	**298,0**	**34,86**	**100,00**
Pertambangan Batu Bara dan Lignit	235,1	184,6	218,8	18,55	73,42
Industri Makanan	23,1	7,3	50,3	590,34	16,88
Industri karet, Barang dari karet dan Plastik	10,4	6,8	9,6	40,40	3,22
Pertambangan Bijih Logam	18,3	17,5	8,7	-50,01	2,93
Lainnya	3,9	4,8	10,6	119,08	3,55

Sumber: Dokumen PEB, Dokumen PT POS, Data Instansi Lain, Survei Perdagangan Lintas Batas Laut

https://www.bps.go.id

Nilai ekspor provinsi asal barang Kalimantan Tengah ke negara tujuan utama pada tahun 2021 hampir semuanya mengalami kenaikan. Kenaikan terbesar adalah ke Malaysia yaitu sebesar 119,82 persen atau mencapai nilai US$224,6 juta. Disusul Tiongkok sebesar 105,92 persen atau senilai US$1.142,6 juta.

Negara tujuan utama Jepang memiliki peranan terbesar diantara Negara lainnya yaitu sebesar 84,95 persen, dilihat dari sisi pertumbuhannya komoditas di Jepang juga mengalami kenaikan terbesar yaitu pada komoditas pemungutan hasil hutan bukan kayu sebesar 1.580,56 persen atau senilai US$13,2 juta. (Tabel 63.)

3.22 Ekspor Provinsi Asal Barang Kalimantan Selatan

Nilai ekspor provinsi asal barang Kalimantan Selatan tahun 2021 tercatat sebesar US$9.068,4 juta. Lebih dari 90 persennya, yaitu sekitar 94,22 persen atau senilai US$8.543,9 juta, diekspor melalui pelabuhan yang terdapat di dalam Kalimantan Selatan diantaranya melalui Banjarmasin, Satui, Kotabaru, Tarjun, dan pelabuhan lainnya. Sedangkan sisanya yaitu US$524,5 juta atau 5,78 persen diekspor melalui pelabuhan di luar provinsi.

Gambar 20. Ekspor Asal Barang Kalimantan Selatan
Menurut Pelabuhan Muat Utama Tahun 2020-2021

Peranan ekspor provinsi asal barang Kalimantan Selatan pada tahun 2021 didominasi oleh sektor pertambangan yang peranannya mencapai 79,43 persen , disusul industri pengolahan dengan share 20,51 persen. Sementara itu sektor pertanian hanya menyumbang sebesar 0,06 persen.

Pada tahun 2021 nilai ekspor dari Kalimantan Selatan yang mengalami kenaikan yang cukup signifikan pada sektor pertambangan yaitu pada komoditas pertambangan dan penggalian lainnya sebesar 11.726,54 persen. Diikuti oleh sektor pertanian pada komoditas perikanan tangkap sebesar 1.955,79 persen dan sektor Industri pengolahan pada komoditas industri makanan sebesar 45,94 persen.

Tabel 64. Perkembangan Nilai Ekspor Asal Barang Kalimantan Selatan
Menurut Sektor Tahun 2019–2021

Sektor	Nilai (US$ Juta)			Pertumbuhan % (YoY)	Peranan 2021 thd total (%)
	2019	2020	2021	2021	
(1)	(2)	(3)	(4)	(5)	(6)
Kalimantan Selatan	**7.190,4**	**5.341,3**	**9.068,4**	**69,78**	**100,00**
Nonmigas	**7.190,4**	**5.341,3**	**9.068,4**	**69,78**	**100,00**
Pertambangan	5.640,2	3.994,7	7.203,3	80,32	79,43
Pertambangan Batu Bara Dan Lignit	5.618,7	3.958,6	7.170,0	81,13	79,07
Pertambangan Bijih Logam	21,5	36,1	33,4	-7,56	0,37
Pertambangan dan Penggalian Lainnya		0,0	0,0	11.726,54	0,00
Industri Pengolahan	1.548,9	1.345,1	1.860,0	38,27	20,51
Industri Makanan	835,2	812,8	1.186,3	45,94	13,08
Industri Kayu, Barang Dari Kayu dan Gabus (tdk termasuk furnitur) dan Barang Anyaman dari Bambu, Rotan	225,4	254,9	327,8	28,60	3,61
Industri Karet, Barang dari karet dan Plastik	135,7	120,3	164,5	36,67	1,81
Lainnya	352,7	157,0	181,4	15,53	2,00
Pertanian	1,3	1,5	5,1	242,27	0,06
Perikanan Tangkap	0,2	0,2	3,6	1.955,79	0,04
Pertanian Tanaman Tahunan	0,8	1,1	1,1	-2,10	0,01
Pemungutan Hasil Hutan bukan Kayu		0,1	0,3	416,55	0,00
Lainnya	0,4	0,2	0,2	-10,17	0,00

Sumber: Dokumen PEB, Dokumen PT POS, Data Instansi Lain, Survei Perdagangan Lintas Batas Laut

https://www.bps.go.id

Negara tujuan ekspor provinsi asal barang Kalimantan Selatan pada tahun 2021, peranan yang terbesar tercatat ke Tiongkok yaitu sebesar 46,62 persen, kemudian berturut-turut ke India sebesar 11,32 persen; Malaysia sebesar 7,45 persen; Jepang sebesar 6,83 persen; Filipina sebesar 5,65 persen dan sisanya tersebar ke beberapa negara tujuan lainnya.

Tabel 65. Negara Tujuan Utama Ekspor Asal Barang Kalimantan Selatan
Tahun 2017–2021

Negara Tujuan Utama	Nilai (US$ Juta)					2021	
	2017	2018	2019	2020	2021	Pertumbuhan (%) yoy	Peranan thd total (%)
(1)	(2)	(3)	(4)	(5)	(6)	(7)	(8)
Tiongkok	2.391,9	2.670,3	2.344,9	1.680,0	4.228,0	151,67	46,62
India	1.518,1	1.641,1	1.128,6	835,9	1.026,2	22,77	11,32
Malaysia	499,9	505,4	512,6	408,4	675,9	65,50	7,45
Jepang	614,8	771,1	581,8	477,4	619,4	29,75	6,83
Filipina	386,0	465,6	476,2	377,4	512,4	35,77	5,65
Lainnya	1.921,6	2.170,6	2.146,3	1.562,1	2.006,4	28,44	22,13
Total	**7.332,4**	**8.224,1**	**7.190,4**	**5.341,3**	**9.068,4**	**69,78**	**100,00**

Sumber: Dokumen PEB, Dokumen PT POS, Data Instansi Lain, Survei Perdagangan Lintas Batas Laut

Nilai ekspor Provinsi asal barang Kalimantan Selatan ke negara tujuan utama pada tahun 2021, hampir semuanya mengalami kenaikan. Kenaikan terbesar adalah ke Tiongkok yaitu sebesar 151,67 persen atau senilai US$4.228,0 juta. Disusul Malaysia sebesar 65,50 persen atau senilai US$675,9 juta dan Filipina sebesar 35,77 persen atau senilai US$512,4 juta.

Tabel 66. Negara Tujuan Dan Komoditas Utama Ekspor Asal Barang Kalimantan Selatan Tahun 2019–2021

Negara Tujuan Utama / Komoditas Utama	Nilai (US$ Juta)			Pertumbuhan (YoY)	Peranan 2021 thd total (%)
	2019	2020	2021	2021	
(1)	(2)	(3)	(4)	(5)	(6)
Tiongkok	**2.344,9**	**1.680,0**	**4.228,0**	**151,67**	**100,00**
Pertambangan Batu Bara dan Lignit	1.937,4	1.397,6	3.783,0	170,68	89,48
Industri Makanan	348,8	208,2	388,7	86,67	9,19
Pertambangan Bijih Logam	21,5	36,1	33,4	-7,56	0,79
Industri Karet, Barang Dari Karet Dan Plastik	9,2	12,6	14,3	13,05	0,34
Lainnya	28,0	25,5	8,7	-66,04	0,20
India	**1.128,6**	**835,9**	**1.026,2**	**22,77**	**100,00**
Pertambangan Batu Bara dan Lignit	1.010,1	621,9	830,0	33,45	80,88
Industri Makanan	72,3	181,9	138,7	-23,75	13,52
Industri Bahan Kimia Dan Barang Dari Bahan Kimia	15,8	8,5	25,7	202,63	2,51
Industri Karet, Barang dari Karet dan plastik	13,9	14,9	16,1	7,73	1,57
Lainnya	16,5	8,6	15,7	82,43	1,53
Malaysia	**512,6**	**408,4**	**675,9**	**65,50**	**100,00**
Pertambangan Batu Bara dan Lignit	455,6	369,9	541,3	46,32	80,08
Industri Makanan	48,0	32,7	127,2	288,29	18,81
Industri Bahan Kimia Dan Barang Dari Bahan Kimia	8,3	3,7	5,6	49,28	0,83
Industri Barang Galian Bukan Logam			1,9	-	0,28
Lainnya	0,7	2,0	0,0	-98,99	0,00

Sumber: Dokumen PEB, Dokumen PT POS, Data Instansi Lain, Survei Perdagangan Lintas Batas Laut

Negara tujuan utama Tiongkok didominasi oleh komoditas pertambangan batu bara dan lignit yang memiliki peranan terbesar diantara komoditas lainnya, yaitu sebesar 89,48 persen. Sedangkan dilihat dari sisi pertumbuhannya hampir semua komoditas mengalami kenaikan kecuali negara India dikomoditas Industri makanan yang mengalami penurunan yang signifikan sebesar 23,75 persen atau mencapai US$138,7 juta. Disusul Tiongkok dengan komoditasnya adalah pertambangan bijih logam sebesar 7,56 persen atau senilai US$33,4 juta.

https://www.bps.go.id

3.23 Ekspor Provinsi Asal Barang Kalimantan Timur

Nilai ekspor provinsi asal barang Kalimantan Timur tahun 2021 tercatat sebesar US$24.312,8 juta. Sekitar 99,33 persen atau senilai US$24.150,5 juta, diekspor melalui pelabuhan yang terdapat di dalam Kalimantan Timur diantaranya melalui Pelabuhan Samarinda (25,89 persen), Bontang (21,43 persen), Tanjung Bara, Kl (17,50 persen), Balikpapan (15,17 persen) dan pelabuhan lainnya (19,99 persen). Sedangkan sisanya yaitu US$162,2 juta atau 0,67 persen diekspor melalui pelabuhan di luar provinsi Kalimantan Timur.

Gambar 21. Persentase Nilai Muat Ekspor Kalimantan Timur Menurut Pelabuhan Muat Utama Tahun 2020 - 2021

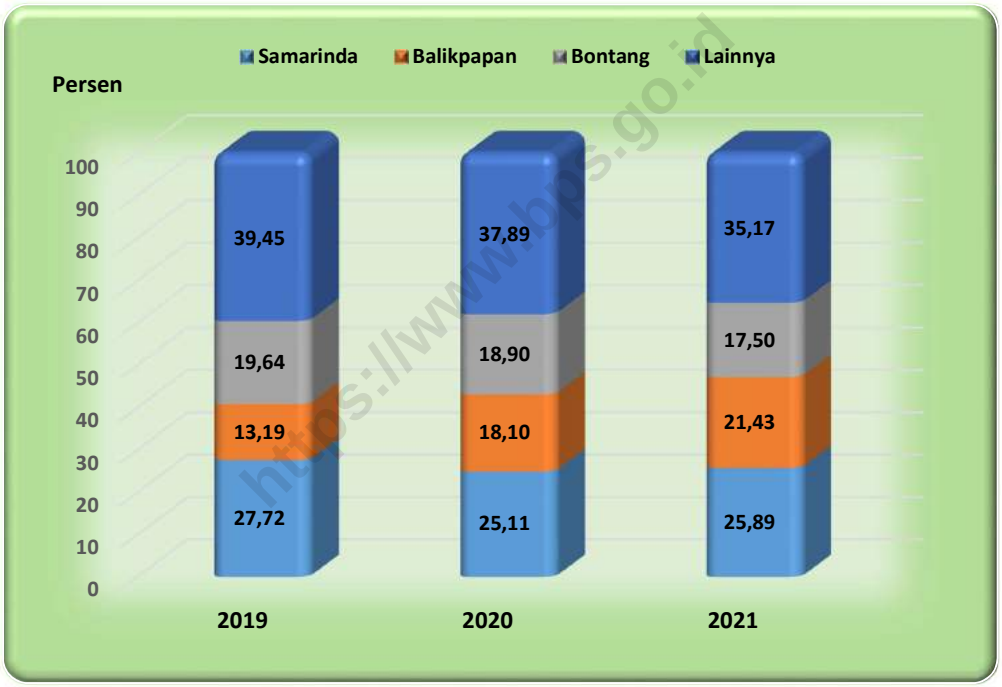

https://www.bps.go.id

Nilai ekspor Kalimantan Timur melalui pelabuhan di Kalimantan Timur tahun 2021 meningkat dibandingkan tahun sebelumnya sebesar 86,36 persen atau senilai US$11.191,3 juta. Ekspor asal barang dari provinsi Kalimantan Timur pada tahun 2021 didominasi oleh sektor pertambangan nonmigas yang peranannya mencapai 73,05 persen dari total ekspor Kalimantan Timur, disusul Industri pengolahan nonmigas yang peranannya sebesar 20,27 persen. Sementara untuk sektor industri pengolahan migas hanya menyumbang 0,03 persen dan sektor pertanian 0,08 persen. Adapun untuk komoditas pertambangan batu bara dan lignit pada tahun 2021 mengalami peningkatan sebesar 85,35 persen atau senilai

US$17.760,1 juta dibanding tahun sebelumnya yang senilai US$9.582,0 juta. Sedangkan untuk sektor pertanian komoditas perikanan tangkap naik 302,16 persen atau mencapai nilai US$13,3 juta pada tahun 2021. Untuk komoditas industri pengolahan yang mengalami peningkatan nilai ekspor pada tahun 2021 adalah industri makanan yang naik sebesar 133,09 persen atau senilai US$3.105,6 juta, industri bahan kimia dan barang dari bahan kimia naik sebesar 92,25 persen atau senilai US$1.526,6 juta dan industri kayu, barang dari kayu dan gabus (tidak termasuk furnitur) dan barang anyaman dari bambu, rotan dan sejenisnya naik sebesar 35,39 persen atau senilai US$238,8 juta dari tahun sebelumnya.

Tabel 67. Perkembangan Nilai Ekspor Asal Barang Kalimantan Timur
Menurut Sektor Tahun 2019 – 2021

Sektor	Nilai (US$ Juta)			Pertumbuhan % (YoY)	Peranan 2021 thd total (%)
	2019	2020	2021	2021	
(1)	(2)	(3)	(4)	(5)	(6)
Kalimantan Timur	**16.403,3**	**13.100,8**	**24.312,8**	**85,58**	**100,00**
Migas	**2.084,7**	**1.148,3**	**1.605,3**	**39,80**	**6,60**
Gas Alam	1.826,3	1.032,4	1.597,8	54,76	6,57
Industri Pengolahan Hasil Minyak	233,1	108,6	7,6	-93,02	0,03
Minyak Mentah	25,3	7,3		-100,00	0,00
Minyak Mentah	25,3	7,3		-100,00	0,00
Nonmigas	**14.318,6**	**11.952,5**	**22.707,4**	**89,98**	**93,40**
Pertambangan	12.406,8	9.582,0	17.760,1	85,35	73,05
Pertambangan Batu Bara Dan Lignit	12.406,8	9.582,0	17.760,1	85,35	73,05
Pertambangan Dan Penggalian Lainnya	0,0			-	0,00
Industri Pengolahan	1.899,9	2.359,1	4.928,0	108,89	20,27
Industri Makanan	891,3	1.332,4	3.105,6	133,09	12,77
Industri Bahan Kimia Dan Barang Dari Bahan Kimi	729,9	794,1	1.526,6	92,25	6,28
Industri Kayu, Barang Dari Kayu Dan Gabus (Tidak	218,9	176,3	238,8	35,39	0,98
Lainnya	59,8	56,4	57,1	1,26	0,23
Pertanian	12,0	11,4	19,3	69,53	0,08
Perikanan Tangkap	4,0	3,3	13,3	302,16	0,05
Pertanian Tanaman Tahunan	4,6	4,8	4,5	-6,93	0,02
Pemungutan Hasil Hutan Bukan Kayu	2,9	2,7	0,9	-66,17	0,00
Lainnya	0,4	0,6	0,6	8,29	0,00

Sumber: Dokumen PEB, Dokumen PT POS, Data Instansi Lain, Survei Perdagangan Lintas Batas Laut

https://www.bps.go.id

Sementara untuk sektor migas nilai ekspornya mengalami peningkatan dari tahun sebelum sebesar 39,80 persen atau senilai US$1.605,3 juta. Hal ini disebabkan karena peningkatan nilai ekspor gas alam. Nilai ekspornya naik sebesar 54,76 persen atau senilai US$1.597,8 juta.

Pada tahun 2021 negara tujuan utama ekspor dari Provinsi Kalimantan Timur adalah Tiongkok yang mengalami peningkatan sebesar 170,23 persen jika dibandingkan dengan

tahun 2020 atau senilai US$9.879,1 juta dan India yang juga mengalami peningkatan sebesar 11,20 persen atau senilai US$2.619,6 juta. Sementara itu Filipina, Malaysia dan Jepang juga mengalami peningkatan nilai ekspor pada tahun 2021, masing-masing sebesar 102,72 persen, 62,81 persen dan 13,63 persen.

Tabel 68. Negara Tujuan Utama Ekspor Asal Barang Kalimantan Timur
Tahun 2017 – 2021

Negara Tujuan Utama	Nilai (US$ Juta)					2021	
	2017	2018	2019	2020	2021	Pertumbuhan (%) yoy	Peranan thd total (%)
(1)	(2)	(3)	(4)	(5)	(6)	(7)	(8)
Tiongkok	3.050,5	4.276,4	4.321,1	3.655,8	9.879,1	170,23	40,63
India	3.096,9	3.480,2	3.255,2	2.355,6	2.619,6	11,20	10,77
Filipina	784,4	1.007,0	914,1	892,0	1.808,3	102,72	7,44
Malaysia	899,3	1.069,2	1.183,6	1.017,2	1.656,0	62,81	6,81
Jepang	3.177,6	3.082,1	2.424,6	1.406,0	1.597,6	13,63	6,57
Lainnya	6.685,9	5.677,0	4.304,7	3.774,1	6.752,1	78,91	27,77
Total	**17.694,6**	**18.592,0**	**16.403,3**	**13.100,8**	**24.312,8**	**85,58**	**100,00**

Sumber: Dokumen PEB, Dokumen PT POS, Data Instansi Lain, Survei Perdagangan Lintas Batas Laut

https://www.bps.go.id

Negara tujuan utama Tiongkok didominasi oleh komoditas pertambangan batu bara dan lignit yang memiliki peranan terbesar diantara komoditas lainnya, yaitu sebesar 72,97 persen. Sedangkan untuk nilai ekspor komoditas ke negara tujuan utama Tiongkok yang mengalami peningkatan di tahun 2021 adalah pertambangan batu baru dan lignit yang meningkat sebesar 176.50 persen atau senilai US$7.209,0 juta, industri makanan yang juga meningkat sebesar 135,69 persen atau senilai US$1.453,1 juta, gas alam juga mengalami peningkatan nilai ekspor sebesar 187,75 persen atau senilai US$885,4 juta dan untuk industri bahan kimia dan barang dari bahan kimia naik sebesar 170,10 persen atau senilai US$277,9 juta.

India adalah negara tujuan utama kedua setelah Tiongkok, beberapa komoditas yang mengalami peningkatan pada tahun 2021 adalah pertambangan batu bara dan lignit yang meningkat sebesar 16,51 persen atau senilai US$2.408,2 juta dan industri kayu, barang dari kayu dan gabus (tidak termasuk furnitur) dan barang anyaman dari bambu, rotan dan sejenisnya yang naik sebesar 9,01 persen atau senilai US$13,6 juta. Sementara itu industri makanan mengalami penurunan sebesar 43,02 persen atau senilai US$39,2 juta.

Demikian pula dengan industri bahan kimia dan barang dari bahan kimia yang juga mengalami penurunan sebesar 22,04 persen atau senilai US$155,5 juta.

Tabel 69. Negara Tujuan Dan Komoditas Utama
Ekspor Asal Barang Kalimantan Timur Tahun 2019–2021

Negara Tujuan Utama / Komoditas Utama	Nilai (US$ Juta)			Pertumbuhan % (YoY)	Peranan 2021 thd total (%)
	2019	2020	2021	2021	
(1)	(2)	(3)	(4)	(5)	(6)
Tiongkok	**4.321,1**	**3.655,8**	**9.879,1**	**170,23**	**100,00**
Pertambangan Batu Bara Dan Lignit	3.376,3	2.607,2	7.209,0	176,50	72,97
Industri Makanan	397,2	616,6	1.453,1	135,69	14,71
Gas Alam	411,2	307,7	885,4	187,75	8,96
Industri Bahan Kimia Dan Barang Dari Bah	130,0	102,9	277,9	170,10	2,81
Lainnya	6,4	21,5	53,7	149,93	0,54
India	**3.255,2**	**2.355,6**	**2.619,6**	**11,20**	**100,00**
Pertambangan Batu Bara Dan Lignit	2.947,6	2.067,0	2.408,2	16,51	91,93
Industri Bahan Kimia Dan Barang Dari Bah	197,9	199,5	155,5	-22,04	5,94
Industri Makanan	95,0	68,8	39,2	-43,02	1,50
Industri Kayu, Barang Dari Kayu Dan Gabus (Tidak Termasuk Furnitur) Dan Barang Anyaman Dari Bambu, Rotan Dan Sejenisnya	14,1	12,5	13,6	9,01	0,52
Lainnya	0,6	8,0	3,1	-60,68	0,12
Filipina	**914,1**	**892,0**	**1.808,3**	**102,72**	**100,00**
Pertambangan Batu Bara Dan Lignit	796,3	730,6	1.531,0	109,55	84,66
Industri Makanan	40,5	41,7	199,2	377,88	11,02
Industri Bahan Kimia Dan Barang Dari Bah	76,4	117,9	76,8	-34,85	4,25
Industri Kayu, Barang Dari Kayu Dan Gabus (Tidak Termasuk Furnitur) Dan Barang Anyaman Dari Bambu, Rotan Dan Sejenisnya	0,8	1,2	1,0	-15,88	0,06
Lainnya	0,2	0,6	0,2	-58,52	0,01

Sumber: Dokumen PEB, Dokumen PT POS, Data Instansi Lain, Survei Perdagangan Lintas Batas Laut

https://www.bps.go.id

3.24 Ekspor Provinsi Asal Barang Kalimantan Utara

Nilai ekspor asal barang dari Provinsi Kalimantan Utara tahun 2021 tercatat sebesar US$1.764,0 juta. Sebagian besar diekspor melalui pelabuhan yang terdapat di dalam Provinsi Kalimantan Utara. Tercatat tahun 2021 sebesar 91,93 persen atau senilai US$1.621,7 juta meningkat dibandingkan tahun sebelumnya sebesar 87,01 persen atau senilai US$886,1 juta. Tiga pelabuhan besar di Kalimantan Utara adalah Lingkas Tarakan, Nunukan dan Tanjung Selor.

Gambar 22. Persentase Nilai Ekspor Asal Barang Kalimantan Utara
Menurut Letak Pelabuhan Muat Tahun 2020–2021

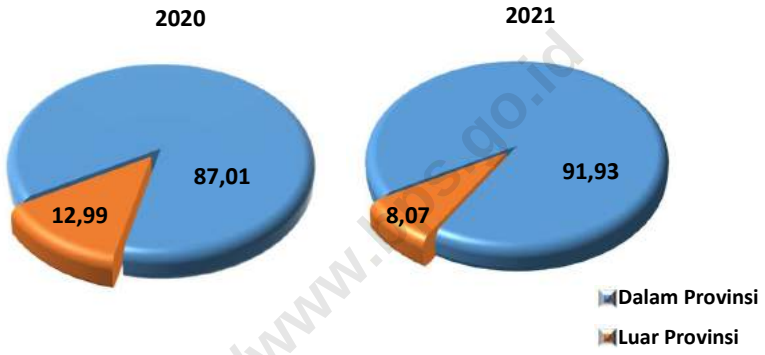

https://www.bps.go.id

Ekspor asal barang dari provinsi Kalimantan Utara pada tahun 2021 didominasi oleh sektor industri pertambangan nonmigas yang peranannya mencapai 82,25 persen dari total ekspor Kalimantan Utara, disusul sektor industri pengolahan yang peranannya sebesar 15,20 persen. Sementara untuk sektor pertanian hanya menyumbang 2,55 persen.

Adapun untuk komoditas pertambangan batu bara dan lignit pada tahun 2021 mengalami peningkatan sebesar 96,00 persen atau senilai US$1.450,9 juta dibanding tahun sebelumnya yang senilai US$740,3 juta. Sedangkan industri pengolahan untuk komoditas industri kayu, barang dari kayu dan gabus (tidak termasuk furnitur) dan barang anyaman dari bambu, rotan dan sejenisnya nilai ekspornya pada tahun 2021 meningkat sebesar 22,15 persen atau senilai US$76,8 juta. Sedangkan untuk industri makanan mengalami penurunan sebesar 7,19 persen atau senilai US$124,8 juta, namun untuk industri pengolahan tembakau meningkat sebesar 67,52 persen atau senilai US$61,3 juta.

Tabel 70. Perkembangan Nilai Ekspor Asal Barang Kalimantan Utara
Menurut Sektor Tahun 2019–2021

Sektor	Nilai (US$ Juta)			2021	
	2019	2020	2021	Pertumbuhan (%) yoy	Peranan thd total (%)
(1)	(2)	(3)	(4)	(5)	(6)
Kalimantan Utara	**1.192,4**	**1.018,3**	**1.764,0**	**73,23**	**100,00**
Nonmigas	**1.192,4**	**1.018,3**	**1.764,0**	**73,23**	**100,00**
Pertambangan	885,3	740,3	1.450,9	96,00	82,25
Pertambangan Batu Bara Dan Lignit	885,3	740,3	1.450,9	96,00	82,25
Industri Pengolahan	234,2	240,2	268,1	11,60	15,20
Industri Makanan	143,1	134,5	124,8	-7,19	7,08
Industri Kayu, Barang Dari Kayu Dan Gabus (Tidak	78,5	62,9	76,8	22,15	4,35
Industri Pengolahan Tembakau	11,0	36,6	61,3	67,52	3,47
Lainnya	1,5	6,2	5,2	-17,37	0,29
Pertanian	73,0	37,8	45,0	19,05	2,55
Perikanan Tangkap	16,9	15,7	26,8	71,48	1,52
Perikanan Budidaya	54,9	19,6	16,2	-17,46	0,92
Pertanian Tanaman Tahunan	1,1	2,5	1,7	-31,77	0,10
Lainnya	0,1	0,0	0,3	1805,01	0,01

Sumber: Dokumen PEB, Dokumen PT POS, Data Instansi Lain, Survei Perdagangan Lintas Batas Laut

Sementara untuk sektor pertanian komoditas perikanan budidaya turun 17,46 persen atau senilai US$16,2 juta pada tahun 2021. Komoditas perikanan tangkap nilai ekspornya mengalami peningkatan dari tahun sebelum sebesar 71,48 persen atau senilai US$26,8 juta dan untuk komoditas pertanian tanaman tahunan mengalami penurunan nilai ekspor pada tahun 2021 sebesar 31,77 persen atau senilai US$1,7 juta.

Pada tahun 2021 negara tujuan utama ekspor dari Provinsi Kalimantan Utara adalah Tiongkok, Malaysia, India, Jepang dan Filipina. Negara Tiongkok pada tahun 2021 nilai ekspornya mengalami peningkatan sebesar 289,50 persen jika dibandingkan dengan tahun 2020 atau senilai US$833,0 juta. Sementara itu negara India mengalami penurunan nilai ekspor sebesar 15,86 persen atau senilai US$151,0 juta. Namun untuk negara Malaysia, Jepang dan Filipina nilai ekspornya mengalami peningkatan pada tahun 2021, masing-masing sebesar 74,23 persen, 14,79 persen dan 103,40 persen.

https://www.bps.go.id

Tabel 71. Negara Tujuan Utama Ekspor Asal Barang Kalimantan Utara
Tahun 2017–2021

Negara Tujuan Utama	Nilai (US$ Juta)					2021	
	2017	2018	2019	2020	2021	Pertumbuhan (%) yoy	Peranan thd total (%)
(1)	(2)	(3)	(4)	(5)	(6)	(7)	(8)
Tiongkok	95,0	143,3	274,3	213,9	833,0	289,50	47,22
Malaysia	84,6	83,4	147,6	99,2	172,8	74,23	9,80
India	315,5	365,5	244,9	179,5	151,0	-15,86	8,56
Jepang	182,7	195,8	152,6	129,1	148,2	14,79	8,40
Filipina	61,7	53,4	59,4	70,4	143,2	103,40	8,12
Lainnya	220,3	372,6	313,7	326,2	315,7	-3,20	17,90
Total	**959,8**	**1.213,9**	**1.192,4**	**1.018,3**	**1.764,0**	**73,23**	**100,00**

Sumber: Dokumen PEB, Dokumen PT POS, Data Instansi Lain, Survei Perdagangan Lintas Batas Laut

Negara tujuan utama Tiongkok didominasi oleh komoditas pertambangan batu bara dan lignit yang memiliki peranan terbesar diantara komoditas lainnya, yaitu sebesar 97,21 persen. Sedangkan untuk nilai ekspor beberapa komoditas ke negara tujuan utama Tiongkok mengalami peningkatan di tahun 2021 diantaranya industri makanan yang meningkat sebesar 222,72 persen atau senilai US$8,7 juta dan pertambangan batu bara dan lignit juga meningkat sebesar 325,93 persen atau senilai US$809,7 juta. Sedangkan untuk industri perikanan budidaya mengalami penurunan sebesar 18,01 persen atau senilai US$12,6 juta.

Malaysia adalah negara tujuan utama kedua setelah Tiongkok, hampir semua komoditas mengalami peningkatan pada tahun 2021 diantaranya pertambangan batu bara dan lignit yang naik sebesar 246,42 persen atau senilai US$117,6 juta, demikian juga untuk industri perikanan tangkap yang mengalami kenaikan sebesar 70,84 persen atau senilai US$26,0 ribu dan untuk industri pengolahan tembakau nilai ekspornya juga naik sebesar 10,30 persen atau senilai US$4,9 juta. Sementara itu untuk industri makanan mengalami penurunan sebesar 56,00 persen atau senilai US$18,2 juta.

https://www.bps.go.id

3.25 Ekspor Provinsi Asal Barang Sulawesi Utara

Nilai ekspor asal barang dari Provinsi Sulawesi Utara tahun 2021 tercatat sebesar US$1.117,3 juta. Sebagian besar diekspor melalui pelabuhan yang terdapat di dalam Provinsi Sulawesi Utara. Nilai ekspor Sulawesi Utara melalui pelabuhan di Sulawesi Utara tahun 2021 sebesar 76,85 persen atau senilai US$858,6 juta, meningkat dibandingkan tahun sebelumnya sebesar 59,61 persen atau senilai US$464,4 juta. Tiga pelabuhan besar di Sulawesi utara adalah Bitung, Amurang dan Labuhan Uki.

Ekspor asal barang dari provinsi Sulawesi Utara pada tahun 2021 didominasi oleh sektor industri pengolahan nonmigas yang peranannya mencapai 96,31 persen dari total ekspor Sulawesi Utara, disusul sektor pertanian yang peranannya sebesar 3,69 persen.

Adapun untuk sektor industri pengolahan nonmigas, komoditas industri logam dasar pada tahun 2021 mengalami peningkatan sebesar 37,27 persen atau senilai US$98,0 juta dibanding tahun sebelumnya yang senilai US$71,4 juta. Sementara itu untuk industri bahan kimia dan barang dari bahan kimia nilai ekspornya naik sebesar 65,63 persen atau senilai US$67,4 juta dan komoditas industri makanan juga mengalami peningkatan nilai ekspor pada tahun 2021 sebesar 45,19 persen atau mencapai US$880,6 juta dari tahun sebelumnya yang hanya senilai US$606,5 juta.

https://www.bps.go.id

Tabel 73. Perkembangan Nilai Ekspor Asal Barang Sulawesi Utara
Menurut Sektor Tahun 2019–2021

Sektor	Nilai (US$ Juta)			Pertumbuhan % (YoY)	Peranan 2021 thd total (%)
	2019	2020	2021	2021	
(1)	(2)	(3)	(4)	(5)	(6)
Sulawesi Utara	**767,2**	**779,0**	**1.117,3**	**43,43**	**100,00**
Nonmigas	**767,2**	**779,0**	**1.117,3**	**43,43**	**100,00**
Industri Pengolahan	738,4	746,6	1.076,1	44,12	96,31
Industri Makanan	563,2	606,5	880,6	45,19	78,82
Industri Logam Dasar	121,8	71,4	98,0	37,27	8,77
Industri Bahan Kimia dan Barang Dari Bahan Kimia	34,4	40,7	67,4	65,63	6,04
Lainnya	19,0	28,0	30,0	7,08	2,68
Pertanian	28,8	32,3	41,2	27,55	3,69
Pertanian Tanaman Tahunan	26,5	30,3	38,0	25,37	3,40
Perikanan Tangkap	2,2	2,0	3,2	61,34	0,28
Pemungutan Hasil Hutan Bukan Kayu	0,0	0,0	0,0	-24,28	0,00
Lainnya	0,0	0,0	0,0	156,46	0,00

Sumber: Dokumen PEB, Dokumen PT POS, Data Instansi Lain, Survei Perdagangan Lintas Batas Laut

Sementara untuk sektor pertanian, komoditas perikanan tangkap nilai ekspornya mengalami peningkatan pada tahun 2021 sebesar 61,34 persen atau senilai US$3,2 juta. Dan untuk komoditas pertanian tanaman tahunan nilai ekspornya juga mengalami peningkatan di tahun 2021 sebesar 25,37 persen atau senilai US$38,0 juta. Namun untuk pemungutan hasil hutan bukan kayu nilai ekspornya mengalami penurunan sebesar 24,28 persen pada tahun 2021.

Pada tahun 2021 lima negara tujuan utama ekspor dari Provinsi Sulawesi Utara adalah Amerika Serikat, Tiongkok, Belanda, Jepang dan Singapura. Kelima negara tersebut nilai ekspornya mengalami peningkatan pada tahun 2021. Negara Tiongkok nilainya naik sebesar 54,58 persen atau senilai US$173,2 juta. Demikian juga dengan negara Jepang nilai ekspornya naik sebesar 27,09 persen atau senilai US$113,2 juta jika dibandingkan dengan tahun 2020. Belanda juga mengalami peningkatan sebesar 57,78 persen atau senilai US$137,3 juta. Sementara itu untuk negara Amerika Serikat dan Singapura juga mengalami peningkatan nilai ekspor pada tahun 2021 sebesar 56,14 persen dan 36,42 persen.

https://www.bps.go.id

Tabel 74. Negara Tujuan Utama Ekspor Asal Barang Sulawesi Utara
Tahun 2017–2021

Negara Tujuan Utama	Nilai (US$ Juta)					2021	
	2017	2018	2019	2020	2021	Pertumbuhan (%) yoy	Peranan thd total (%)
(1)	(2)	(3)	(4)	(5)	(7)	(8)	(9)
Amerika Serikat	329,1	161,7	144,7	137,8	215,1	56,14	19,25
Tiongkok	146,9	135,8	106,4	112,0	173,2	54,58	15,50
Belanda	129,1	204,9	78,1	87,0	137,3	57,78	12,29
Jepang	92,3	114,9	67,4	89,1	113,2	27,09	10,14
Singapura	4,8	98,4	125,4	73,5	100,2	36,42	8,97
Lainnya	270,0	258,4	245,2	279,6	378,2	35,29	33,85
Total	**972,3**	**974,1**	**767,2**	**779,0**	**1.117,3**	**43,43**	**100,00**

Sumber: Dokumen PEB, Dokumen PT POS, Data Instansi Lain, Survei Perdagangan Lintas Batas Laut

Negara tujuan utama Amerika Serikat didominasi oleh komoditas industri makanan yang memiliki peranan terbesar diantara komoditas lainnya, yaitu sebesar 94,20 persen. Sedangkan untuk nilai ekspor beberapa komoditas ke negara tujuan utama Amerika Serikat mengalami penuingkatan di tahun 2021, industri makanan yang meningkat sebesar 54,30 persen atau senilai US$202,7 juta dan industri bahan kimia dan barang dari bahan kimia juga naik sebesar 198,38 persen atau senilai US$9,2 juta. Sementara itu untuk pertanian tanaman tahunan mengalami penurunan sebesar 2,78 persen atau senilai US$3,3 juta.

Tiongkok adalah negara tujuan utama kedua setelah Amerika Serikat. Komoditas industri makanan mengalami peningkatan nilai ekspor pada tahun 2021 sebesar 55,90 persen atau senilai US$130,5 juta, industri pertanian tanaman tahunan juga mengalami peningkatan nilai ekspor sebesar 19,35 persen atau senilai US$2,1 juta dan industri bahan kimia dan barang dari bahan kimia juga mengalami peningkatan mencapai US$38,4 juta pada tahun 2021.

Negara tujuan utama yang ketiga adalah Belanda, seperti halnya Amerika Serikat, ekspor ke negara Belanda didominasi oleh komoditas industri makanan sebesar 95,42 persen dari total ekspor ke negara Belanda. Sementara itu komoditas ekspor ke negara Belanda pada tahun 2021 adalah industri bahan kimia dan barang dari bahan kimia yang mengalami penurunan sebesar 40,69 persen atau senilai US$1,6 juta. Sedangkan untuk industri makanan mengalami peningkatan sebesar 61,24 persen pada tahun 2021 atau senilai US$131,0 juta.

Tabel 75. Negara Tujuan Dan Komoditas Utama Ekspor Asal Barang Sulawesi Utara Tahun 2019–2021

Negara Tujuan Utama / Komoditas Utama	Nilai (US$ Juta)			Pertumbuhan % (YoY)	Peranan 2021 thd total (%)
	2019	2020	2021	2021	
(1)	(2)	(3)	(4)	(5)	(6)
Amerika Serikat	**144,7**	**137,8**	**215,1**	**56,14**	**100**
Industri Makanan	140,3	131,3	202,7	54,30	94,20
Industri Bahan Kimia Dan Barang Dari Bahan Kimia	2,1	3,1	9,2	198,38	4,27
Pertanian Tanaman Tahunan	2,2	3,3	3,3	-2,78	1,51
Industri Kertas Dan Barang Dari Kertas	0,0	0,0	0,0	639642,38	0,01
Lainnya	0,1	0,0	0,0	-92,31	0,00
Tiongkok	**106,4**	**112,0**	**173,2**	**54,58**	**100**
Industri Makanan	79,2	83,7	130,5	55,90	75,38
Industri Bahan Kimia Dan Barang Dari Bahan Kimia	17,4	23,6	38,4	62,88	22,21
Pertanian Tanaman Tahunan	0,5	1,7	2,1	19,35	1,20
Industri Barang Galian Bukan Logam	9,0	2,7	2,0	-27,28	1,14
Lainnya	0,3	0,2	0,1	-45,29	0,07
Belanda	**78,1**	**87,0**	**137,3**	**57,78**	**100**
Industri Makanan	74,8	81,3	131,0	61,24	95,42
Pertanian Tanaman Tahunan	3,2	2,9	4,6	58,31	3,37
Industri Bahan Kimia Dan Barang Dari Bah	0,0	2,8	1,6	-40,69	1,19
Industri Farmasi, Produk Obat Kimia Dan Obat Tradisional	0,1	0,1	0,0	-66,58	0,02
Lainnya	0,0	0,0	0,0	-82,22	0,00

Sumber: Dokumen PEB, Dokumen PT POS, Data Instansi Lain, Survei Perdagangan Lintas Batas Laut

https://www.bps.go.id

3.26 Ekspor Provinsi Asal Barang Sulawesi Tengah

Nilai ekspor Sulawesi Tengah melalui pelabuhan di Sulawesi Tengah tahun 2021 sebesar US$12.057,7 juta atau 99,33 persen, meningkat jika dibandingkan tahun sebelumnya US$7.426,9 juta atau sebesar 99,28 persen. Tiga pelabuhan besar di Sulawesi Tengah adalah Kolonedale*, Luwuk, dan Pantoloan.*

Gambar 23. Persentase Nilai Ekspor Asal Barang Sulawesi Tengah
Menurut Pelabuhan Muat Utama Tahun 2020–2021

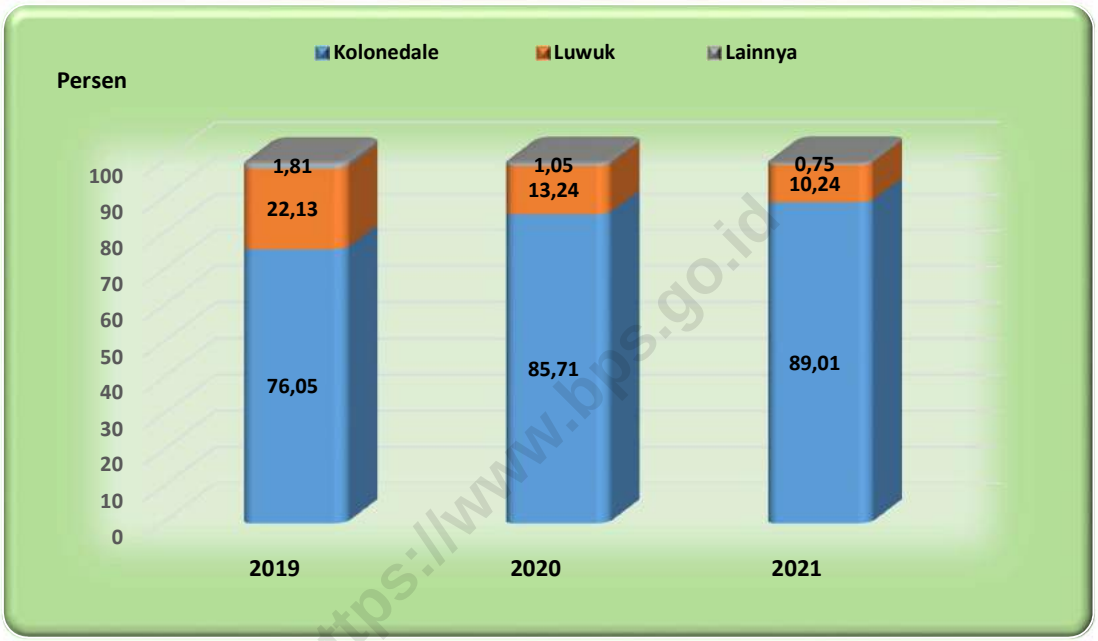

https://www.bps.go.id

Ekspor asal barang dari provinsi Sulawesi Tengah pada tahun 2021 didominasi oleh sektor industri pengolahan nonmigas yang peranannya mencapai 91,68 persen dari total ekspor Sulawesi Tengah, disusul pertambangan migas yang peranannya sebesar 8,09 persen. Sementara untuk sektor pertanian hanya menyumbang 0,22 persen.

Adapun untuk sektor industri pengolahan nonmigas, komoditas industri logam dasar tahun 2021 mengalami peningkatan sebesar 68,35 persen atau senilai US$10.788,2 juta dibanding tahun sebelumnya yang hanya senilai US$6.408,3 juta. Sedangkan untuk industri makanan juga mengalami peningkatan sebesar 21,85 persen atau senilai US$25,8 juta, sementara itu untuk industri bahan kimia dan barang dari bahan kimia mengalami peningkatan sebesar 74,68 persen atau senilai US$ 293,4 juta. Komoditas pertanian tanaman tahunan mengalami penurunan sebesar 20,58 persen atau senilai US$22,6 juta pada tahun 2021.

Tabel 76. Perkembangan Nilai Ekspor Asal Barang Sulawesi Tengah Menurut Sektor Tahun 2019–2021

Sektor	Nilai (US$ Juta)			Pertumbuhan % (YoY)	Peranan 2021 thd total (%)
	2019	2020	2021	2021	
(1)	(2)	(3)	(4)	(5)	(6)
Sulawesi Tengah	**5.893,5**	**7.480,6**	**12.139,5**	**62,28**	**100,00**
Migas	**1.118,9**	**843,0**	**982,3**	**16,54**	**8,09**
Pertambangan	1.118,9	843,0	982,3	16,54	8,09
Gas Alam	1.118,9	843,0	982,3	16,54	8,09
Nonmigas	**4.774,5**	**6.637,6**	**11.157,2**	**68,09**	**91,91**
Industri Pengolahan	4.636,5	6.605,0	11.130,1	68,51	91,68
Industri Logam Dasar	4.402,3	6.408,3	10.788,2	68,35	88,87
Industri Bahan Kimia Dan Barang Dari Bahan Kimia	206,8	168,0	293,4	74,68	2,42
Industri Makanan	19,6	21,2	25,8	21,85	0,21
Lainnya	7,8	7,6	22,7	200,10	0,19
Pertanian	24,6	32,6	27,1	-16,88	0,22
Pertanian Tanaman Tahunan	18,6	28,5	22,6	-20,58	0,19
Pemungutan Hasil Hutan Bukan Kayu	4,5	2,0	2,5	26,85	0,02
Perikanan Budidaya	1,2	0,6	1,6	141,32	0,01
Lainnya	0,4	1,5	0,4	-73,39	0,00
Pertambangan	113,4		0,0	-	0,00
Pertambangan Dan Penggalian Lainnya			0,0	-	0,00
Pertambangan Bijih Logam	113,4			-	0,00

Sumber: Dokumen PEB, Dokumen PT POS, Data Instansi Lain, Survei Perdagangan Lintas Batas Laut

https://www.bps.go.id

Sektor pertanian yang nilai ekspornya mengalami peningkatan adalah pemungutan hasil hutan bukan kayu sebesar 26,85 persen atau senilai US$2,5 juta. Untuk komoditas perikanan budidaya nilai ekspornya mencapai US$1,6 juta di tahun 2021. Sektor pertambangan migas nilai ekspornya juga mengalami peningkatan dibandingkan tahun sebelumnya sebesar 16,54 persen atau senilai US$982,3 juta. Hal ini disebabkan karena peningkatan nilai ekspor gas alam yang naik sebesar 16,54 persen atau senilai US$982,3 juta pada tahun 2021.

Tabel 77. Negara Tujuan Utama Ekspor Asal Barang Sulawesi Tengah Tahun 2017–2021

Negara Tujuan Utama	Nilai (US$ Juta)					2021	
	2017	2018	2019	2020	2021	Pertumbuhan (%) yoy	Peranan thd total (%)
(1)	(2)	(3)	(4)	(5)	(7)	(8)	(9)
Tiongkok	1.765,3	1.926,6	1.857,0	4.042,5	5.130,1	26,90	42,26
Taiwan	86,8	809,0	1.074,5	1.350,0	2.932,1	117,19	24,15
Korea Selatan	334,7	826,9	842,0	864,8	761,3	-11,96	6,27
Italia	1,0	119,2	287,6	121,4	686,3	465,33	5,65
Vietnam	1,7	151,6	336,4	294,5	545,1	85,10	4,49
Lainnya	840,5	1.275,2	1.495,9	807,4	2.084,6	158,19	17,17
Total	**3.030,0**	**5.108,5**	**5.893,5**	**7.480,6**	**12.139,5**	**62,28**	**100,00**

Sumber: Dokumen PEB, Dokumen PT POS, Data Instansi Lain, Survei Perdagangan Lintas Batas Laut

Pada tahun 2021 negara tujuan utama ekspor dari Provinsi Sulawesi Tengah adalah Tiongkok yang mengalami peningkatan sebesar 26,90 persen jika dibandingkan dengan tahun 2020 atau senilai US$5.130,1 juta; Taiwan mengalami peningkatan sebesar 117,19 persen atau senilai US$2.932,1 juta; Italia dan Vietnam naik sebesar 465,33 persen dan 85,10 persen. Korea Selatan negara tujuan utama ekspor Sulawesi Tengah yang ketiga mengalami penurunan nilai ekspor pada tahun 2021 sebesar 11,96 persen atau senilai US$761,3 juta.

Negara tujuan utama Tiongkok didominasi oleh komoditas industri logam dasar yang memiliki peranan terbesar diantara komoditas lainnya, yaitu sebesar 98,17 persen. Sedangkan untuk nilai ekspor komoditas ke negara tujuan utama Tiongkok yang mengalami peningkatan di tahun 2021 adalah industri logam dasar yang meningkat sebesar 29,41 persen atau senilai US$5.036,2 juta, sementara itu gas alam nilai ekspornya di tahun 2021 mengalami penurunan sebesar 63,37 persen atau senilai US$39,4 juta. Industri bahan kimia dan barang dari bahan kimia juga mengalami penurunan sebesar 17,20 persen dibanding tahun sebelumnya atau senilai US$31,3 juta.

https://www.bps.go.id

Tabel 78. Negara Tujuan Dan Komoditas Utama Ekspor Asal Barang Sulawesi Tengah Tahun 2019–2021

Negara Tujuan Utama / Komoditas Utama	Nilai (US$ Juta)			Pertumbuhan % (YoY)	Peranan 2021 thd total (%)
	2019	2020	2021	2021	
(1)	(2)	(3)	(4)	(5)	(6)
Tiongkok	**1.857,0**	**4.042,5**	**5.130,1**	**26,90**	**100,00**
Industri Logam Dasar	1.595,2	3.891,6	5.036,2	29,41	98,17
Gas Alam	104,6	107,7	39,4	-63,37	0,77
Industri Bahan Kimia Dan Barang Dari Bahan Kimia	39,2	37,8	31,3	-17,20	0,61
Industri Produk Dari Batu Bara Dan Pengilangan Minyak Bumi		1,7	14,8	761,59	0,29
Lainnya	118,0	3,7	8,2	121,14	0,16
Taiwan	**1.074,5**	**1.350,0**	**2.932,1**	**117,19**	**100,00**
Industri Logam Dasar	908,1	1.026,0	2.524,9	146,08	86,11
Gas Alam	116,7	272,8	280,3	2,76	9,56
Industri Bahan Kimia Dan Barang Dari Bahan Kimia	49,7	51,2	126,9	148,00	4,33
Industri Furnitur		0,0	0,0	182,29	0,00
Lainnya	0,1	0,0	0,0	512,20	0,00
Korea Selatan	**842,0**	**864,8**	**761,3**	**-11,96**	**100,00**
Industri Logam Dasar	388,6	496,6	345,3	-30,47	45,35
Gas Alam	368,0	307,0	308,3	0,43	40,50
Industri Bahan Kimia Dan Barang Dari Bahan Kimia	83,9	59,9	106,3	77,40	13,96
Industri Kayu, Barang Dari Kayu Dan Gabus (Tidak Termasuk Furnitur) Dan Barang Anyaman Dari Bambu, Rotan Dan Sejenisnya	1,4	1,0	0,8	-20,65	0,10
Lainnya	0,1	0,3	0,6	125,74	0,08

Sumber: Dokumen PEB, Dokumen PT POS, Data Instansi Lain, Survei Perdagangan Lintas Batas Laut

Taiwan adalah negara tujuan utama kedua setelah Tiongkok, komoditas yang mengalami peningkatan pada tahun 2021 adalah gas alam yang meningkat sebesar 2,76 persen atau senilai US$280,3 juta, industri logam dasar yang juga meningkat nilai ekspornya menjadi US$2.524,9 juta, dan industri bahan kimia dan barang dari bahan kimia yang juga mengalami peningkatan nilai ekspor sebesar 148,00 persen atau senilai US$126,9 juta.

Negara tujuan utama yang ketiga adalah Korea Selatan, seperti halnya Tiongkok dan Taiwan ekspor utama Korea Selatan didominasi oleh komoditas industri logam dasar sebesar 45,35 persen dari total ekspor ke negara Korea Selatan. Sementara itu untuk komoditas yang mengalami peningkatan pada tahun 2021 adalah gas alam yang meningkat sebesar 0,43 persen atau senilai US$308,3 juta. Sementara itu untuk industri bahan kimia dan barang dari bahan kimia naik sebesar 77,40 persen atau senilai US$106,3 juta, namun untuk industri logam dasar mengalami penurunan sebesar 30,47 persen atau senilai US$345,3 juta dan industri kayu, barang dari kayu dan gabus (tidak termasuk furnitur) dan barang anyaman dari bambu, rotan dan sejenisnya nilai ekspornya juga mengalami penurunan pada tahun 2021 sebesar 20,65 persen atau senilai US$0,8 juta.

https://www.bps.go.id

3.27 Ekspor Provinsi Asal Barang Sulawesi Selatan

Nilai ekspor asal barang Sulawesi Selatan yang di ekspor melalui pelabuhan di Sulawesi Selatan tahun 2021 mencapai nilai US$1.418,2 juta atau sebesar 75,91 persen dari total ekspor Sulawesi Selatan, meningkat 20,84 persen dibandingkan tahun sebelumnya atau senilai US$244,6 juta. Sementara itu nilai ekspor yang melalui pelabuhan di luar Sulawesi Selatan pada tahun 2021 mencapai nilai US$450,0 juta atau sebesar 49,86 persen. Tiga pelabuhan besar di Sulawesi Selatan adalah Malili, Makassar dan Biring Kassi

Ekspor asal barang dari provinsi Sulawesi Selatan pada tahun 2021 didominasi oleh sektor industri pengolahan nonmigas yang peranannya mencapai 87,72 persen dari total ekspor Sulawesi Selatan, disusul sektor pertanian yang peranannya sebesar 12,23 persen. Sementara untuk sektor pertambangan nonmigas hanya menyumbang 0,05 persen.

Tabel 79. Perkembangan Nilai Ekspor Asal Barang Sulawesi Selatan
Menurut Sektor Tahun 2019–2021

Sektor	Nilai (US$ Juta)			2021	
	2019	2020	2021	Pertumbuhan (%) yoy	Peranan thd total (%)
(1)	(2)	(3)	(4)	(5)	(6)
Sulawesi Selatan	**1.557,0**	**1.473,9**	**1.868,2**	**26,75**	**100,00**
Nonmigas	**1.557,0**	**1.473,9**	**1.868,2**	**26,75**	**100,00**
Industri Pengolahan	1.364,3	1.265,6	1.638,8	29,48	87,72
Industri Logam Dasar	855,3	831,0	1.131,3	36,14	60,56
Industri Makanan	392,6	328,7	371,7	13,09	19,90
Industri Barang Galian Bukan Logam	61,7	57,5	74,9	30,21	4,01
Lainnya	54,7	48,4	60,9	25,77	3,26
Pertanian	187,4	206,8	228,5	10,51	12,23
Perikanan Budidaya	106,8	109,2	149,2	36,65	7,99
Pertanian Tanaman Tahunan	54,7	74,2	51,0	-31,29	2,73
Perikanan Tangkap	20,5	16,5	24,3	46,84	1,30
Lainnya	5,4	6,9	4,0	-40,94	0,22
Pertambangan	5,2	1,5	0,9	-40,90	0,05
Pertambangan Dan Penggalian Lainnya	5,2	1,5	0,9	-40,90	0,05
Pertambangan Bijih Logam		0,0		-100,00	0,00

Sumber: Dokumen PEB, Dokumen PT POS, Data Instansi Lain, Survei Perdagangan Lintas Batas Laut

Adapun untuk sektor industri pengolahan nonmigas, komoditas industri logam dasar pada tahun 2021 mengalami peningkatan sebesar 36,14 persen atau senilai US$1.131,0 juta dibanding tahun sebelumnya yang nilainya mencapai US$831,0 juta. Industri makanan juga naik sebesar 13,09 persen atau senilai US$371,7 juta serta industri

https://www.bps.go.id

barang galian bukan logam yang juga mengalami peningkatan sebesar 30,21 persen atau senilai US$74,9 juta. Sedangkan untuk sektor pertanian komoditas pertanian tanaman tahunan nilai ekspornya turun sebesar 31,29 persen atau senilai US$51,0 juta pada tahun 2021.

Sementara itu untuk perikanan budidaya mengalami peningkatan sebesar 36,65 persen atau senilai US$149,2 juta. Dan untuk perikanan tangkap pada tahun 2021 mengalami peningkatan dibandingkan tahun sebelumnya yaitu sebesar 46,84 persen atau senilai US$24,3 juta. Sementara itu untuk sektor pertambangan nonmigas, komoditas pertambangan dan penggalian lainnya mengalami penurunan di tahun 2021 sebesar 40,90 persen.

Pada tahun 2021 negara tujuan utama ekspor dari Provinsi Sulawesi Selatan adalah Jepang yang mengalami peningkatan sebesar 23,20 persen jika dibandingkan dengan tahun 2020 atau senilai US$1.009,6 juta, Tiongkok juga mengalami peningkatan sebesar 28,89 persen atau senilai US$363,3 juta, Amerika Serikat mengalami peningkatan sebesar 23,61 persen atau senilai US$118,3 juta. Negara tujuan ekspor berikutnya dari Provinsi Sulawesi Selatan yang mengalami peningkatan nilai ekspor pada tahun 2021 adalah India yang naik sebesar 364,50 persen atau mencapai US$63,5 juta dan Taiwan yang juga mengalami peningkatan nilai ekspor sebesar 145,62 persen atau senilai US$45,2 juta.

https://www.bps.go.id

Tabel 80. Negara Tujuan Utama Ekspor Asal Barang Sulawesi Selatan
Tahun 2017–2021

Negara Tujuan Utama	Nilai (US$ Juta)					2021	
	2017	2018	2019	2020	2021	Pertumbuhan (%) yoy	Peranan thd total (%)
(1)	(2)	(3)	(4)	(5)	(6)	(7)	(8)
Jepang	630,3	685,5	838,6	841,4	819,5	-2,60	55,60
Tiongkok	104,8	97,0	155,5	281,2	281,9	0,26	19,13
Amerika Serikat	120,5	132,7	139,9	121,6	95,7	-21,29	6,50
Vietnam	29,7	32,2	30,5	23,6	32,4	37,13	2,20
Malaysia	101,3	68,0	49,7	59,4	30,6	-48,51	2,08
Lainnya	185,8	169,2	241,0	229,8	213,8	-6,95	14,51
Total	**1.184,5**	**1.455,0**	**1.557,0**	**1.473,9**	**1.868,2**	**26,75**	**100,00**

Sumber: Dokumen PEB, Dokumen PT POS, Data Instansi Lain, Survei Perdagangan Lintas Batas Laut

Negara tujuan utama Jepang didominasi oleh komoditas industri logam dasar yang memiliki peranan terbesar diantara komoditas lainnya, yaitu sebesar 94,41 persen. Sedangkan untuk nilai ekspor komoditas ke negara tujuan utama Jepang yang mengalami peningkatan di tahun 2021 adalah industri makanan yang meningkat sebesar 11,20 persen atau senilai US$47,7 juta. Sedangkan untuk industri logam dasar naik sebesar 24,69 persen atau senilai US$953,2 juta, pertanian tanaman tahunan pada tahun 2021 juga mengalami peningkatan nilai ekspor sebesar 4,87 persen atau senilai US$3,9 juta dan industri furnitur nilai ekspornya juga naik sebesar 22,49 persen atau senilai US$3,6 juta.

Tabel 81. Negara Tujuan Dan Komoditas Utama Ekspor Asal Barang Sulawesi Selatan Tahun 2019–2021

Negara Tujuan Utama / Komoditas Utama	Nilai (US$ Juta)			Pertumbuhan % (YoY)	Peranan 2021 thd total (%)
	2019	2020	2021	2021	
(1)	(2)	(3)	(4)	(5)	(6)
Jepang	**841,4**	**819,5**	**1.009,6**	**23,20**	**100,00**
Industri Logam Dasar	782,0	764,4	953,2	24,69	94,41
Industri Makanan	40,7	42,9	47,7	11,20	4,73
Pertanian Tanaman Tahunan	4,8	3,8	3,9	4,87	0,39
Industri Furnitur	3,9	3,0	3,6	22,49	0,36
Lainnya	9,9	5,4	1,1	-79,92	0,11
Tiongkok	**281,2**	**281,9**	**363,3**	**28,89**	**100,00**
Perikanan Budidaya	85,8	93,7	131,7	40,66	36,26
Industri Makanan	92,8	85,5	105,2	23,06	28,97
Industri Logam Dasar	72,0	59,4	104,6	76,03	28,78
Perikanan Tangkap	2,9	3,0	12,4	312,95	3,42
Lainnya	27,6	40,3	9,3	-76,82	2,57
Amerika Serikat	**121,6**	**95,7**	**118,3**	**23,61**	**100,00**
Industri Makanan	107,9	77,8	83,6	7,38	70,61
Industri Kayu, Barang Dari Kayu dan Gabus (Tidak Termasuk Furnitur) dan Barang Anyaman Dari Bambu, Rotan dan Sejenisnya	4,0	11,8	30,8	161,55	26,06
Pertanian Tanaman Tahunan	7,3	4,4	2,4	-45,56	2,04
Industri Karet, Barang Dari Karet dan Plastik	0,5	0,7	1,0	28,01	0,81
Lainnya	1,9	0,9	0,6	-40,42	0,47

Sumber: Dokumen PEB, Dokumen PT POS, Data Instansi Lain, Survei Perdagangan Lintas Batas Laut

https://www.bps.go.id

Tiongkok adalah negara tujuan utama kedua setelah Jepang, beberapa komoditas yang mengalami peningkatan pada tahun 2021 adalah perikanan budidaya yang mengalami peningkatan sebesar 40,66 persen atau senilai US$131,7 juta dan industri makanan yang juga meningkat sebesar 23,06 persen atau senilai US$105,2 juta. Sementara itu untuk industri logam dasar nilai ekspornya juga naik sebesar 76,03 persen atau senilai US$104,6 juta. Demikian pula dengan perikanan tangkap nilai ekspornya pada tahun 2021 mengalami peningkatan sebesar 312,95 persen atau senilai US$12,4 juta.

Negara tujuan utama yang ketiga adalah Amerika Serikat yang nilai ekspor didominasi oleh komoditas industri makanan sebesar 70,61 persen dari total ekspor ke negara Amerika Serikat. Sementara itu untuk komoditas yang mengalami peningkatan pada tahun 2021 adalah industri kayu, barang dari kayu dan gabus (tidak termasuk furnitur) dan barang anyaman dari bambu, rotan dan sejenisnya yang meningkat sebesar 161,55 persen atau senilai US$30,8 juta dan industri karet, barang dari karet dan plastik yang meningkat 28,01 persen atau senilai US$1,0 juta. Sementara itu untuk pertanian tanaman tahunan mengalami penurunan sebesar 45,56 persen atau senilai US$2,4 juta.

https://www.bps.go.id

3.28 Ekspor Provinsi Asal Barang Sulawesi Tenggara

Nilai ekspor Sulawesi Tenggara melalui pelabuhan di Sulawesi Tenggara tahun 2021 sebesar 90,86 persen atau senilai US$4.019,4 juta, meningkat dibandingkan tahun sebelumnya sebesar 86,15 persen atau senilai US$1.860,2 juta. Tiga pelabuhan besar di Sulawesi Tenggara adalah Kendari, Pomalaa, Bau-Bau.

Ekspor asal barang dari provinsi Sulawesi Tenggara pada tahun 2021 didominasi oleh sektor pengolahan nonmigas yang peranannya mencapai 99,85 persen dari total ekspor Sulawesi Tenggara, disusul pertanian yang peranannya sebesar 0,12 persen. Sementara untuk sektor pertambangan nonmigas hanya menyumbang 0,03 persen.

Gambar 24. Persentase Nilai Ekspor Asal Barang Sulawesi Tenggara
Menurut Letak Pelabuhan Muat Tahun 2020–2021

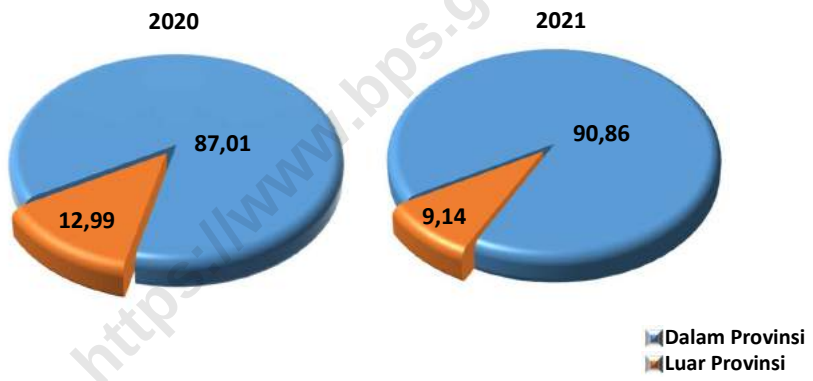

https://www.bps.go.id

Adapun untuk komoditas industri logam dasar pada tahun 2021 mengalami peningkatan sebesar 85,62 persen atau senilai US$4.384,8 juta dibanding tahun sebelumnya yang hanya senilai US$2.362,2 juta. Sedangkan untuk industri makanan juga mengalami peningkatan sebesar 58,31 persen atau senilai US$31,8 juta. Semantara itu untuk industri kayu, barang dari kayu dan gabus (tidak termasuk furnitur) dan barang anyaman dari bambu, rotan dan sejenisnya mengalami penurunan nilai ekspor pada tahun 2021 sebesar 66,93 persen atau mencapai US$0,2 juta. Sedangkan untuk sektor pertanian, komoditas pertanian tanaman tahunan turun sebesar 52,94 persen atau senilai US$3,6 juta pada tahun 2021. Sedangkan untuk komoditas perikanan tangkap mengalami peningkatan nilai ekspor pada tahun 2021 sebesar 83,58 persen atau senilai US$0,4 juta dan komoditas

perikanan budidaya nilai ekspornya mengalami penurunan nilai ekspor sebesar 9,80 persen atau senilai US$1,4 juta.

Tabel 82. Perkembangan Nilai Ekspor Asal Barang Sulawesi Tenggara Menurut Sektor Tahun 2019–2021

Sektor	Nilai (US$ Juta)			Pertumbuhan % (YoY)	Peranan 2021 thd total (%)
	2019	2020	2021	2021	
(1)	(2)	(3)	(4)	(5)	(6)
Sulawesi Tenggara	**1.861,4**	**2.397,3**	**4.423,7**	**84,53**	**100,00**
Migas		**0,2**		**-100,00**	**0,00**
Industri Pengolahan Hasil Minyak		**0,2**		**-100,00**	**0,00**
Nonmigas	**1.861,4**	**2.397,1**	**4.423,7**	**84,55**	**100,00**
Industri Pengolahan	1.342,1	2.383,5	4.416,9	85,31	99,85
Industri Logam Dasar	1.319,8	2.362,2	4.384,8	85,62	99,12
Industri Makanan	20,8	20,1	31,8	58,31	0,72
Industri Kayu, Barang Dari Kayu Dan Gabus (Tidak Termasuk Furnitur) Dan Barang Anyaman Dari Bambu, Rotan Dan Sejenisnya	0,8	0,5	0,2	-66,93	0,00
Lainnya	0,8	0,6	0,1	-86,67	0,00
Pertanian	6,8	9,3	5,4	-42,68	0,12
Pertanian Tanaman Tahunan	5,1	7,6	3,6	-52,94	0,08
Perikanan Budidaya	1,1	1,6	1,4	-9,80	0,03
Perikanan Tangkap	0,5	0,2	0,4	83,58	0,01
Lainnya	0,1	0,0	0,0	-	0,00
Pertambangan	512,5	4,2	1,5	-64,47	0,03
Pertambangan Dan Penggalian Lainnya	1,4	4,2	1,5	-64,47	0,03
Pertambangan Bijih Logam	511,1			-	0,00

Sumber: Dokumen PEB, Dokumen PT POS, Data Instansi Lain, Survei Perdagangan Lintas Batas Laut

https://www.bps.go.id

Sementara untuk sektor pertambangan nonmigas nilai ekspornya mengalami penurunan dari tahun sebelum sebesar 64,47 persen atau senilai US$1,5 juta disebabkan karena pada tahun 2021 komoditas pertambangan dan penggalian lainnya mengalami penurunan sebesar 64,67 persen atau senilai US$1,5 juta.

Pada tahun 2021 negara tujuan utama ekspor dari Provinsi Sulawesi Tenggara adalah Tiongkok yang mengalami kenaikan sebesar 83,63 persen jika dibandingkan dengan tahun 2020 atau senilai US$4.124,5 juta, India juga mengalami peningkatan sebesar 129.59 persen atau senilai US$243,7 juta dan Amerika Serikat yang juga mengalami peningkatan sebesar 85,02 persen atau senilai US$23,8 juta. Sementara itu Korea Selatan mengalami penurunan nilai ekspor pada tahun 2021, masing-masing sebesar 30,60 persen atau senilai US$23,8 juta.

Tabel 83. Negara Tujuan Utama Ekspor Asal Barang Sulawesi Tenggara
Tahun 2017–2021

Negara Tujuan Utama	Nilai (US$ Juta)					2021	
	2017	2018	2019	2020	2021	Pertumbuhan (%) yoy	Peranan thd total (%)
(1)	(2)	(3)	(4)	(5)	(6)	(7)	(8)
Tiongkok	166,1	818,8	1.612,7	2.246,1	4.124,5	83,63	93,24
India	85,6	139,7	158,7	106,2	243,7	129,59	5,51
Amerika Serikat	11,2	14,2	10,2	12,9	23,8	85,02	0,54
Korea Selatan	61,1	57,4	32,5	16,1	11,2	-30,60	0,25
Belanda	0,2	2,0	0,9	0,1	10,0	15.478,73	0,23
Lainnya	58,6	50,1	46,5	15,9	10,4	-34,71	0,24
Total	**382,8**	**1.082,2**	**1.861,4**	**2.397,3**	**4.423,7**	**84,53**	**100,00**

Sumber: Dokumen PEB, Dokumen PT POS, Data Instansi Lain, Survei Perdagangan Lintas Batas Laut

Negara tujuan utama Tiongkok didominasi oleh komoditas industri logam dasar yang memiliki peranan terbesar diantara komoditas lainnya, yaitu sebesar 99,95 persen. Sedangkan untuk nilai ekspor beberapa komoditas ke negara tujuan utama Tiongkok yang mengalami peningkatan di tahun 2021 diantaranya industri logam dasar yang meningkat sebesar 84,00 persen atau senilai US$4.122,3 juta dan industri makanan yang juga meningkat sebesar 546,28 persen atau senilai US$0,2 juta. Sementara itu untuk perikanan budidaya mengalami penurunan sebesar 57,47 persen atau senilai US$0,5 juta dan pertambangan dan penggalian lainnya yang juga turun sebesar 64,47 persen atau senilai US$1,5 juta.

India adalah negara tujuan utama kedua setelah Tiongkok, komoditas yang mengalami peningkatan tahun 2021 adalah industri logam dasar yang meningkat sebesar 135,19 persen atau senilai US$241,4 juta. Sementara itu untuk pertanian tanaman tahunan mengalami penurunan nilai ekspor sebesar 33,58 persen atau senilai US$2,3 juta.

https://www.bps.go.id

Tabel 84. Negara Tujuan Dan Komoditas Utama Ekspor Asal Barang Sulawesi Tenggara Tahun 2019–2021

Negara Tujuan Utama / Komoditas Utama	Nilai (US$ juta) 2019	2020	2021	Pertumbuhan % (YoY) 2021	Peranan 2021 thd total (%)
(1)	(2)	(3)	(4)	(5)	(6)
Tiongkok	**1.612,7**	**2.246,1**	**4.124,5**	**83,63**	**100,00**
Industri Logam Dasar	1.097,4	2.240,4	4.122,3	84,00	99,95
Pertambangan Dan Penggalian Lainnya	1,4	4,2	1,5	-64,47	0,04
Perikanan Budidaya	0,1	1,1	0,5	-57,47	0,01
Industri Makanan	2,0	0,0	0,2	546,28	0,00
Lainnya	511,8	0,3	0,1	-82,79	0,00
India	**158,7**	**106,2**	**243,7**	**129,59**	**100,00**
Industri Logam Dasar	157,0	102,6	241,4	135,19	99,03
Pertanian Tanaman Tahunan	1,5	3,5	2,3	-33,58	0,96
Pemungutan Hasil Hutan Bukan Kayu	0,1		0,0	-	0,00
Industri Pengolahan Lainnya	0,0		0,0	-	0,00
Lainnya	0,1	0,0	0,0	-	0,00
Amerika Serikat	**10,2**	**12,9**	**23,8**	**85,02**	**100,00**
Industri Makanan	10,2	12,7	23,8	87,91	99,95
Industri Pengolahan Lainnya	0,0	0,0	0,0	347,06	0,05
Perikanan Tangkap		0,0		-100,00	0,00
Kimia		0,2		-100,00	0,00

Sumber: Dokumen PEB, Dokumen PT POS, Data Instansi Lain, Survei Perdagangan Lintas Batas Laut

https://www.bps.go.id

Negara tujuan utama yang ketiga adalah Amerika Serikat, berbeda dengan Tiongkok dan India yang mendominasi komoditas ekspor ke Amerika Serikat adalah industri makanan yaitu sebesar 99,95 persen dari total ekspor ke negara Amerika Serikat. Sementara itu untuk komoditas yang mengalami peningkatan pada tahun 2021 adalah industri pengolahan lainnya yang meningkat sebesar 347,06 persen atau senilai US$0,05 juta dan industri makanan yang juga naik sebesar 87,91 persen atau senilai US$23,8 juta.

3.29 Ekspor Provinsi Asal Barang Gorontalo

Nilai ekspor provinsi asal barang Gorontalo tahun 2021 tercatat sebesar US$41,8 juta. Sekitar 11,91 persen atau senilai US$5,0 juta, diekspor melalui Pelabuhan Gorontalo dan sisanya US$36,8 juta atau 88,09 persen melalui pelabuhan yang terdapat di luar Gorontalo diantaranya melalui Jawa Timur, DKI Jakarta dan provinsi lainnya di Pulau Sulawesi.

Gambar 25. Persentase Nilai Ekspor Asal Barang Gorontalo
Menurut Letak Pelabuhan Muat Tahun 2020–2021

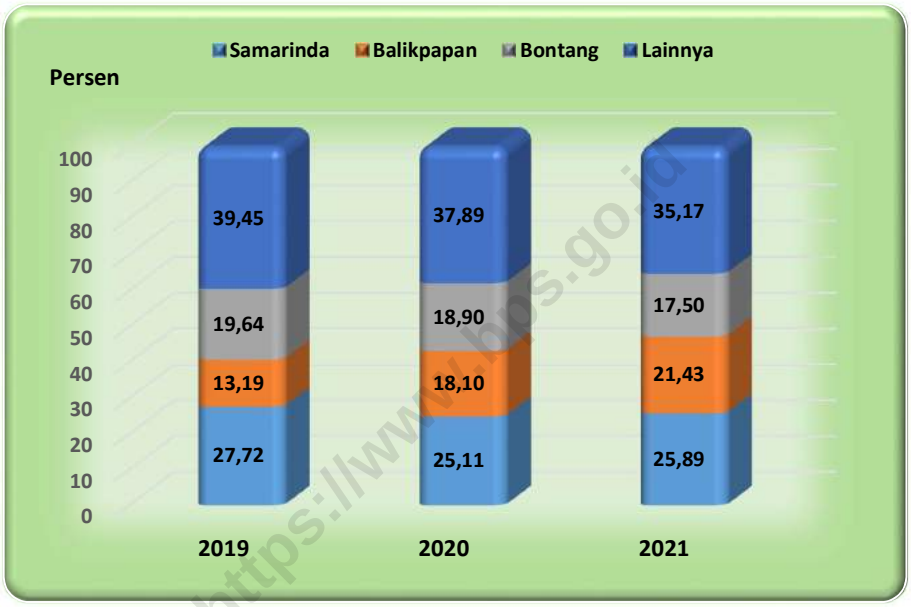

https://www.bps.go.id

Ekspor asal barang dari provinsi Gorontalo pada tahun 2021 didominasi oleh sektor Industri pengolahan, sektor ini meliputi Industri makanan peranannya mencapai 99,71 persen dari total ekspor, disusul sektor Industri Barang kimia dan barang dari bahan kimia peranannya sebesar 0,09 persen. Industri Bahan Pengolahan lainnya berperan 0,00 persen atau senilai US$0,0 Juta. Komoditas pertanian Tanaman tahunan pada tahun 2021 nilai ekspor mencapai US$0,1 Juta, pertanian perikanan Tangkap nilai ekspor mencapai US$0,1 juta yang berkontribusi sebesar 0,04 persen.

Pada tahun 2021 nilai ekspor dari Provinsi asal barang Gorontalo mengalami pertumbuhun yang sangat signifikan, jika dibandingkan dengan tahun 2020. Walau hanya mempunyai komoditas nonmigas yang dapat diekspor dari Gorontalo. Peningkatan nilai

ekspor 2020 disebabkan oleh meningkatnya ekspor sektor pertanian, utamanya pertanian Tanaman Semusim yang tahun 2021 ini tidak ada nilai ekspor nya di tahun 2018.

Tabel 85. Tabel Perkembangan Nilai Ekspor Asal Barang Gorontalo
Tahun 2019–2021

Sektor	Nilai (US$ juta)			2020	
	2018	2019	2020	Pertumbuhan (%) yoy	Peranan thd total (%)
(1) (2)	(3)	(4)	(5)	(6)	(7)
Gorontalo	**35,2**	**10,1**	**32,9**	**227,36**	**100,00**
Nonmigas	**35,2**	**10,1**	**32,9**	**227,36**	**100,00**
Industri Pengolahan	11,2	10,0	24,0	138,93	72,89
Industri Makanan	11,0	10,0	21,6	117,46	65,77
Industri Barang galian bukan Logam			2,2	-	6,81
Industri Bahan Kimia Dan Barang dari Bahan Kimia		0,0	0,1	-	0,29
Lainnya	0,2	0,1	0,0	-92,27	0,02
Pertanian	24,0		8,9	65.506,62	27,11
Pertanian Tanamann Semusim	24,0		8,9	-	27,02
Perikanan Tangkap		0,0	0,0	117,20	0,06
Pertanian Tanaman Tahunan	0,0	0,0	0,0	144,19	0,03

Sumber: Dokumen PEB, Dokumen PT POS, Data Instansi Lain, Survei Perdagangan Lintas Batas Laut

Sektor Industri Pengolahan juga mengalami peningkatan dibandingkan tahun lalu, utamanya pada komoditas industri makanan pada tahun 2021 ekspornya mencapai dengan nilai mencapai US$41,7 juta atau mengalami naik dibanding tahun sebelumnya yang nilainya hanya sebesar US$21,6 juta, Industri pengolahan lainnya berperan mencapai 99,71 persen.

https://www.bps.go.id

Tabel 86. Negara Tujuan Utama Ekspor Asal Barang Gorontalo
Tahun 2017–2021

Negara Tujuan Utama	Nilai (US$ juta)					2021	
	2017	2018	2019	2020	2021	Pertumbuhan (%) yoy	Peranan thd total (%)
(1)	(2)	(3)	(4)	(5)	(6)	(7)	(8)
Jerman			1,3	5,1	16,0	217,55	38,39
Rusia			1,0	3,8	4,2	10,77	9,99
Belanda			0,6	1,4	4,1	204,32	9,86
Vietnam	0,5	0,9	0,0		3,7	-	8,85
Tiongkok	0,0	0,3	0,3	1,0	2,9	176,34	6,87
Lainnya	1,8	34,0	6,8	21,7	10,9	-49,82	26,04
Total	**2,4**	**35,2**	**10,1**	**32,9**	**41,8**	**27,02**	**100,00**

Sumber: Dokumen PEB, Dokumen PT POS, Data Instansi Lain, Survei Perdagangan Lintas Batas Laut

Negara tujuan utama ekspor asal barang Gorontalo adalah Jerman dengan kontribusi sebesar 38,39 persen atau mencapai US$16,0 juta pada tahun 2021. Sedangkan negara tujuan utama lainnya yaitu Rusia berperan sebesar 9,99 persen atau mencapai US$4,2 juta, negara selanjutnya Belanda yang berkontribusi sebesar 9,86 persen atau mencapai US$4,1 juta. Sedangkan Vietnam berkontribusi di tahun 2021 sebesar 8,85 persen dengan nilai US$3,7 juta. Tiongkok berkontribusi sebesar 6,87 persen atau mencapai US$2,9 juta pada tahun 2021.

Tabel 87. Negara Tujuan Dan Komoditas Utama Ekspor Asal Barang Gorontalo
Tahun 2019–2021

Negara Tujuan Utama	Nilai (US$ juta)			Pertumbuhan (%) YoY	Peranan 2021 thd total (%)
Komoditas Utama	2019	2020	2021	2021	
(1)	(2)	(3)	(4)	(5)	(6)
Jerman	**1,3**	**5,1**	**16,0**	**217,55**	**100,00**
Industri Makanan	1,3	5,1	16,0	217,56	100,00
Industri Pengolahan Lainnya	0,0	0,0		-100,00	0,00
Industri Bahan Kimia Dan Barang Dari Bahan Kimia	0,00			-	0,00
Rusia	**1,0**	**3,8**	**4,2**	**10,77**	**100,00**
Industri Makanan	1,0	3,8	**4,2**	10,77	**100,00**
Belanda	0,6	1,4	4,1	204,33	100,00
Industri Makanan	0,6	1,4	4,12	204,35	100,00
Industri Pengolahan Lainnya	0,0	0,0		-100,00	0,00
Industri Bahan Kimia Dan Barang Dari Bahan Kimia	0,00			-	**0,00**

Sumber: Dokumen PEB, Dokumen PT POS, Data Instansi Lain, Survei Perdagangan Lintas Batas Laut

https://www.bps.go.id

3.30 Ekspor Provinsi Asal Barang Sulawesi Barat

Nilai ekspor provinsi asal barang Sulawesi Barat tahun 2021 tercatat sebesar US$665,7 juta. Hampir seluruhnya diekspor melalui pelabuhan yang terdapat di luar Provinsi Sulawesi Barat karena fasilitas yang belum dimilikinya. Tahun 2021 ekspor asal barang yang melalui pelabuhan diluar Sulawesi Barat sebesar US$665,7 juta (100,00 persen). Untuk tahun 2021 ini seluruh ekspor asal barang Sulawesi Barat senilai US$665,7 juta, di ekspor melalui pelabuhan di luar Sulawesi Barat yaitu melalui Provinsi Sulawesi Tengah, DKI Jakarta, Sulawesi Selatan, Sumatera Utara dan provinsi lainnya.

Ekspor melalui pelabuhan Pantoloan Sulawesi Tengah tahun 2021 tercatat sebesar US$651,8 juta atau 97,91 persen kemudian sisanya adalah Tanjung Priok sebesar US$11,8 juta atau 1,77 persen dan pelabuhan lainnya kurang dari 1,00 persen.

Tabel 88. Tabel Perkembangan Nilai Ekspor Asal Barang Sulawesi Barat
Tahun 2019–2021

Sektor	Nilai (US$ Juta)			Pertumbuhan % (YoY)	Peranan 2021 thd total (%)
	2019	2020	2021	2021	
(1)	(2)	(3)	(4)	(5)	(6)
Sulawesi Barat	**459,2**	**503,0**	**665,7**	**32,34**	**100,00**
Nonmigas	**459,2**	**503,0**	**665,7**	**32,34**	**100,00**
Industri Pengolahan	445,0	483,7	654,9	35,38	98,37
Industri Makanan	432,5	468,7	626,2	33,60	94,06
Industri Bahan Kimia Dan Barang Dari Bahan Kimia	11,8	14,9	28,7	92,65	4,31
Industri Pengolahan Lainnya	0,0	0,0	0,0	26,85	0,00
Lainnya	0,6	0,1	0,0	-96,34	0,00
Pertanian	14,2	19,3	10,8	-43,84	1,63
Pertanian Tanaman Tahunan	13,7	17,2	10,8	-37,13	1,63
Pemungutan Hasil Hutan Bukan Kayu	0,5	2,1		-100,00	0,00
Perikanan Budidaya	0,1			-	0,00

Sumber: Dokumen PEB, Dokumen PT POS, Data Instansi Lain, Survei Perdagangan Lintas Batas Laut

Peranan ekspor asal barang dari Provinsi Sulawesi Barat pada tahun 2021 didominasi oleh sektor industri pengolahan yang berkontribusi mencapai 98,37 persen dari total ekspor. Industri pengolahan ini meliputi dari industri makanan yang berperan sebesar 94,06 persen dengan nilai ekspor US$626,2 juta. Disusul sektor industri bahan kimia dan barang dari bahan kimia yang berkontribusi sebesar 4,31 persen dengan nilai US$28,7 juta peningkatan dibandingkan tahun sebelumnya yang mencapai US$14,9 juta. Industri

https://www.bps.go.id

pengolahan lainnya yang peranannya sebesar 0,00 persen, dengan nilai sebesar US$0,0 juta.

Di sektor pertanian yang mempunyai kontribusi yang tinggi adalah pertanian tanaman tahunan yang mempunyai peranan sebesar 1,63 persen dengan nilai sebesar US$10,8 juta menurun pada tahun sebelumnya dengan nilai US$17,2 juta. Sektor pertanian pemungutan hasil hutan bukan kayu dengan nilai US$0,0 juta.

Tabel 89. Negara Tujuan Utama Ekspor Asal Barang Sulawesi Barat
Tahun 2017–2021

Negara Tujuan Utama	Nilai (US$ Juta)					2021	
	2017	2018	2019	2020	2021	Pertumbuhan (%) yoy	Peranan thd total (%)
(1)	(2)	(3)	(4)	(5)	(6)	(7)	(8)
Tiongkok	33,2	32,0	189,2	159,6	363,2	127,51	54,56
Filipina	101,2	95,1	37,3	35,6	151,6	326,27	22,77
Pakistan	78,2	50,9	37,6	114,7	64,0	-44,22	9,61
Bangladesh	48,1	42,9	0,0	6,6	35,2	436,38	5,28
Korea Selatan	76,0	117,9	48,7	16,7	28,0	67,40	4,20
Lainnya	49,2	91,1	146,4	169,8	23,8	-86,01	3,57
Total	**385,9**	**430,0**	**459,2**	**503,0**	**665,7**	**32,34**	**100,00**

Sumber: Dokumen PEB, Dokumen PT POS, Data Instansi Lain, Survei Perdagangan Lintas Batas Laut

https://www.bps.go.id

Negara tujuan utama ekspor asal barang Sulawesi barat adalah Tiongkok dengan kontribusi sebesar 54,56 persen atau dengan nilai US$363,2 juta pada tahun 2021. Negara tujuan utama lainnya Filipina berperan sebesar 22,77 persen atau mencapai US$151,6 juta, selanjutnya negara Pakistan yang berkontribusi sebesar 9,61 persen dengan nilai mencapai US$64,0 juta turun di banding tahun 2020 sebesar US$114, 7 juta. Sedangkan negara Banglades berkontribusi di tahun 2021 sebesar 5,28 persen dengan nilai US$35,2 juta mengalami peningkatan bila dibandingkan tahun sebelumnya sebesar US$6,6 juta. Negara Korea Selatan berkontribusi sebesar 4,20 persen atau mencapai US$28,0 juta pada tahun 2021, mengalami peningkatan dari tahun sebelumnnya sebesar US$16,7 juta.

Tabel 90. Negara Tujuan Dan Komoditas Utama Ekspor Asal Barang Sulawesi Barat Tahun 2019 - 2021

Negara Tujuan Utama / Komoditas Utama	Nilai (US$ Juta)			Pertumbuhan % (YoY)	Peranan 2020 thd total (%)
	2019	2020	2021	2021	
(1)	(2)	(3)	(4)	(5)	(6)
Tiongkok	**189,2**	**159,6**	**363,2**	**127,51**	**100,00**
Industri Makanan	187,6	155,5	355,3	128,58	97,83
Industri Bahan Kimia Dan Barang Dari Bahan Kimia	1,3	3,9	7,9	101,26	2,17
Industri Tekstil			0,0	-	0,00
Industri Pengolahan Lainnya	0,0		0,0	-	0,00
Lainnya	0,3	0,3	0,0	-100,00	0,00
Filipina	**37,3**	**35,6**	**151,6**	**326,27**	**100,00**
Industri Makanan	37,3	35,6	151,5	325,96	99,93
Industri Bahan Kimia Dan Barang Dari Bahan Kimia			0,1	-	0,07
Industri Pengolahan Lainnya	0,0			-	0,00
Pakistan	**37,6**	**114,7**	**64,0**	**-44,22**	**100,00**
Industri Makanan	37,6	114,7	63,9	-44,33	99,81
Industri Bahan Kimia Dan Barang Dari Bahan Kimia			0,1	-	0,19
Industri Pengolahan Lainnya	0,0			-	0,00

Sumber: Dokumen PEB, Dokumen PT POS, Data Instansi Lain, Survei Perdagangan Lintas Batas Laut

Negara tujuan dan komoditas ekspor utama asal barang Sulawesi Barat ke Tiongkok didominasi oleh komoditas Industri makanan yang memiliki peranan terbesar diantara komoditas lainnya, sebesar 97,83 persen, atau mencapai US$355,3 juta. Industri bahan kimia dan barang dari bahan kimia berperan mencapai 2,17 persen dengan nilai US$7,9 juta. Sedangkan negara tujuan kedua ekspor asal barang Sulawesi Barat yaitu ke Filipina yang meliputi dibeberapa sektor diantaranya Industri makanan yang berkontribusi di tahun 2021 sebesar 99,93 persen dengan nilai US$151,5 juta. Sektor ini mengalami peningkatan pada tahun sebelumnya sebesar US$35,6 juta. Negara tujuan komoditas ekspor yang ketiga asal barang dari Sulawesi barat adalah Pakistan yang mana negara ini didominasi oleh sektor industri makanan yang berkontribusi sebesar 99,81 persen atau mencapai US$63,9 juta yang mengalami penurunan dibandingkan tahun sebelumnya 2020 dengan nilai US$114 ,7 juta

https://www.bps.go.id

3.31 Ekspor Provinsi Asal Barang Maluku

Nilai ekspor provinsi asal barang Provinsi Maluku tahun 2021 tercatat sebesar US$73,9 juta. Lebih dari 50 persennya, yaitu sekitar 56,27. persen atau senilai US$41,6 juta, diekspor melalui pelabuhan yang terdapat di dalam Provinsi Maluku diantaranya melalui pelabuhan Bula dan Ambon. Sedangkan sisanya yaitu US$32,3 juta (43,73 persen) di ekspor melalui pelabuhan di luar provinsi.

Tabel 91. Tabel Perkembangan Nilai Ekspor Asal Barang Maluku
Menurut Tahun 2019–2021

Sektor	Nilai (US$ Juta)			Pertumbuhan % (YoY)	Peranan 2021 thd total (%)
	2019	2020	2021	2021	
(1)	(2)	(3)	(4)	(5)	(6)
Maluku	**54,7**	**87,9**	**73,9**	**-15,94**	**100,00**
Migas	**21,4**	**24,9**	**39,4**	**58,22**	**53,29**
Pertambangan	21,4	24,9	39,4	58,22	53,29
Minyak Mentah	21,4	24,9	39,4	58,22	53,29
Nonmigas	**33,3**	**63,0**	**34,5**	**-45,23**	**46,71**
Industri Pengolahan	16,2	47,2	18,6	-60,63	25,12
Industri Makanan	11,3	43,3	15,8	-63,59	21,31
Industri Kayu, Barang Dari Kayu Dan Gabus (Tidak Termasuk Furnitur) Dan Barang Anyaman Dari Bambu, Rotan Dan Sejenisnya	3,1	3,5	2,5	-27,81	3,43
Industri Pengolahan Lainnya	0,4	0,4	0,3	-27,29	0,38
Lainnya	1,3	0,0	0,0	-	0,00
Pertanian	17,2	15,9	16,0	0,55	21,59
Perikanan Tangkap	6,6	6,0	7,8	29,72	10,59
Perikanan Budidaya	10,1	6,7	7,1	6,16	9,57
Pertanian Tanaman Tahunan	0,2	3,0	0,7	-77,99	0,88
Lainnya	0,2	0,2	0,4	86,20	0,55

Sumber: Dokumen PEB, Dokumen PT POS, Data Instansi Lain, Survei Perdagangan Lintas Batas Laut

https://www.bps.go.id

Ekspor asal barang dari Provinsi Maluku pada tahun 2021 didominasi oleh sektor non migas. Adapun sektor migas yang meliputi minyak mentah yang berkontribusi mencapai 53,29 persen dari total ekspor. Selain migas, sektor nonmigas juga memberi kontribusi dalam asal barang dari provinsi Maluku. Adapun sektor nonmigas ini terdiri dari industri pengolahan, pertanian dan pertambangan. Ada beberapa sub sektor dari industri pengolahan, diantaranya Industri makanan yang berkontribusi sebesar 21,31 persen dengan nilai ekspor mencapai US$15,8 juta. Untuk komoditas industri kayu, barang dari kayu dan gabus (tidak termasuk furnitur)dan barang anyaman dari kayu berperan sebesar 3,43 persen dengan nilai US$2,5 juta. Di tahun 2021 industri pengolahan lainnya dengan nilai ekspor sebesar US$0,3 juta berkontribusi sebesar 0,38 persen.

Sektor pertanian yang terdiri dari perikanan budidaya berkontribusi sebesar 9,57 persen dengan nilai ekspor mencapai US$7,1 juta tahun 2021 dan mengalami peningkatan sebelumnya yang sebesar US$6,7 juta. Perikanan tangkap berperan di tahun 2021 sebesar 10,59 persen dengan nilai US$7,8 juta naik dari tahun sebelumnya sebesar US$6,0 juta. Sedangkan pertanian tanam tahunan dengan nilai ekspor sebesar US$0,7 juta mengalami penurunan dibandingkan tahun sebelumnya yang sebesar US$3,0 juta dan berkontribusi sebesar 0,88 persen.

Tabel 92. Negara Tujuan Utama Ekspor Asal Barang Maluku
Tahun 2017–2021

Negara Tujuan Utama	Nilai (US$ Juta)					2021	
	2017	2018	2019	2020	2021	Pertumbuhan (%) yoy	Peranan thd total (%)
(1)	(2)	(3)	(4)	(5)	(6)	(7)	(8)
Korea Selatan	1,5	1,1	22,1	25,0	19,5	-22,17	26,35
India	5,0	1,7	0,6	1,4	17,6	1.155,57	23,84
Hong Kong	9,3	10,8	11,8	7,6	9,6	26,86	13,03
Tiongkok	2,8	0,4	1,4	33,8	7,1	-78,88	9,67
Amerika Serikat	6,0	7,2	6,5	4,2	6,0	40,81	8,05
Lainnya	65,0	56,7	12,3	15,8	14,1	-11,09	19,06
Total	**89,5**	**77,8**	**54,7**	**87,9**	**73,9**	**-15,94**	**100,00**

Sumber: Dokumen PEB, Dokumen PT POS, Data Instansi Lain, Survei Perdagangan Lintas Batas Laut

https://www.bps.go.id

Negara tujuan utama ekspor asal barang Maluku adalah Korea Selatan dengan kontribusi sebesar 26,35 persen atau mencapai US$19,5 juta pada tahun 2021. Negara tujuan utama lainnya adalah India berperan sebesar 23,84 persen atau mencapai US$17.6 juta, Selanjutnya Hongkong yang berkontribusi sebesar 13,03 persen dengan nilai mencapai US$9.6 juta naik di banding tahun 2020 yaitu sebesar US$7.6 juta. Sedangkan Tiongkok berkontribusi di tahun 2021 sebesar 9,67 persen dengan nilai US$7.1 juta, turun dibandingkan dengan tahun sebelumnnya dengan nilai US$33.8 juta di tahun 2020. Ekspor ke Amerika serikat mengalami peningkatan dengan berkontribusi sebesar 8,05 persen atau mencapai US$6.0 juta pada tahun 2021.

Negara tujuan dan komoditas ekspor asal barang Maluku ke Korea Selatan didominasi oleh minyak mentah, berkontribusi sebesar 99,61 persen dengan nilai mencapai US$19,4 juta. Industri makanan berperan sebesar 0,39 persen dengan nilai mencapai US$0,1 juta.

Tabel 93. Negara Tujuan Dan Komoditas Utama Ekspor Asal Barang Maluku
Tahun 2019–2021

Negara Tujuan Utama / Komoditas Utama	Nilai (US$ juta)			Pertumbuhan % (YoY)	Peranan 2021 thd total (%)
	2019	2020	2021	2021	
(1)	(2)	(3)	(4)	(5)	(6)
Korea Selatan	**22,1**	**25,0**	**19,5**	**-22,17**	**100,00**
Minyak Mentah	21,4	24,9	19,4	-22,05	99,61
Industri Makanan			0,1	-	0,39
Perikanan Budidaya	0,1	0,1		-100,00	0,00
Industri Kayu, Barang Dari Kayu Dan Gabus (Tidak Termasuk Furnitur) Dan Barang Anyaman Dari Bambu, Rotan Dan Sejenisnya	0,6	0,0		-100,00	0,00
Lainnya	0,0	0,0	0,0	-100,00	0,00
India	**0,6**	**1,4**	**17,6**	**1.155,57**	**100,00**
Minyak Mentah			16,7	-	94,59
Industri Kayu, Barang Dari Kayu Dan Gabus (Tidak Termasuk Furnitur) Dan Barang Anyaman Dari Bambu, Rotan Dan Sejenisnya	0,4	0,3	0,6	78,15	3,19
Pemungutan Hasil Hutan Bukan Kayu	0,1	0,1	0,3	85,34	1,51
Pertanian Tanaman Tahunan	0,1	0,9	0,1	-86,84	0,70
Lainnya	0,0	0,0	0,0	-	0,00
Hong Kong	**11,8**	**7,6**	**9,6**	**26,86**	**100,00**
Perikanan Budidaya	8,7	6,1	6,7	10,90	69,93
Perikanan Tangkap	2,8	1,3	2,8	119,53	28,71
Industri Pengolahan Lainnya	0,0	0,2	0,1	-19,80	1,34
Industri Makanan	0,1	0,1	0,0	-98,07	0,01
Lainnya	0,2	0,0	0,0	-100,00	0,00

Sumber: Dokumen PEB, Dokumen PT POS, Data Instansi Lain, Survei Perdagangan Lintas Batas Laut

https://www.bps.go.id

Negara tujuan komoditas utama ekspor provinsi Maluku kedua adalah India, dengan komoditas utama minyak mentah. Sektor ini menjadi peranan yang baik dan berkontribusi sebesar 94,59 persen, dengan nilai ekspor US$16,7 juta di tahun 2021. Selanjutnya sektor Industri kayu, barang dari kayu dan Gabus yang berkontribusi sebesar 3,19 persen, dengan nilai US$0,6 juta. Pungutan hasil hutan buka kayu berperan sebesar 1,51 persen dengan nilai ekspor sebesar US$0,3 juta.

Sedangkan negara tujuan ekspor asal barang Maluku ke Hongkong yang meliputi beberapa sektor, diantaranya Perikanan budidaya yang berkontribusi di tahun 2021 sebesar 69,93 persen atau mencapai US$6,7 juta. Perikanan budidaya mengalami kenaikan dari sebelumnya yang mencapai US$6,1 juta di tahun 2020. Perikanan tangkap berperan sebesar 28,71 persen dengan nilai US$ 2,8 juta. Industri pengolahan lainnya sebesar 1,34 persen atau mencapai US$0,1 juta.

3.32 Ekspor Provinsi Asal Barang Maluku Utara

Nilai ekspor Maluku Utara yang diekspor melalui pelabuhan Maluku Utara tahun 2021 sebesar 99,77 persen atau senilai US$4.084,2 juta, naik dibandingkan tahun sebelumnya senilai US$1.028,6 juta.

Ekspor asal barang dari Provinsi Maluku utara pada tahun 2021 didominasi oleh sektor Industri pengolahan yaitu Industri logam dasar yang berkontribusi sebesar 98,47 persen dari total ekspor dengan nilai ekspor sebesar USS$4.030,9 juta. Industri makanan berkontribusi sebesar 0,15 persen dengan nilai ekspor mencapai US$6,1 juta, sedangkan Industri pengolahan lainnya berperan sebesar 0,00 persen atau senilaii US$0,0 juta.

Tabel 94. Tabel Perkembangan Nilai Ekspor Asal Barang Maluku Utara
Tahun 2019–2021

Sektor	Nilai (US$ juta)			Pertumbuhan % (YoY)	Peranan 2021 thd total (%)
	2019	2020	2021	2021	
(1)	(2)	(3)	(4)	(5)	(6)
Maluku Utara	**878,2**	**1.038,5**	**4.093,7**	**294,21**	**100,00**
Nonmigas	**878,2**	**1.038,5**	**4.093,7**	**294,21**	**100,00**
Industri Pengolahan	347,9	979,0	4.037,0	312,36	98,61
Industri Logam Dasar	342,5	976,8	4.030,9	312,66	98,47
Industri Makanan	5,3	2,0	6,1	198,55	0,15
Industri Pengolahan Lainnya	0,1	0,0	0,0	-32,04	0,00
Lainnya	0,0	0,1	0,0	-99,93	0,00
Pertambangan	527,0	51,7	53,3	3,08	1,30
Pertambangan Bijih Logam	527,0	51,7	53,3	3,08	1,30
Pertanian	3,4	7,7	3,4	-56,06	0,08
Perikanan Budidaya	0,2	0,6	2,1	235,54	0,05
Pemungutan Hasil Hutan Bukan Kayu	0,5	0,6	0,7	9,18	0,02
Pertanian Tanaman Tahunan	2,3	6,3	0,4	-93,05	0,01
Lainnya	0,5	0,2	0,2	-14,66	0,00

Sumber: Dokumen PEB, Dokumen PT POS, Data Instansi Lain, Survei Perdagangan Lintas Batas Laut

Pertambangan biji logam tahun 2021 dengan nilai ekspor mencapai US$53,3juta mengalami peningkatan dibanding tahun sebelumnya dengan nilai sebesar US$51,7 juta, Komoditas pertanian berkontribusi sebesar 0,08 persen atau senilai US$3,4 juta, sementara untuk pertanian tanaman tahunan berkontribusi sebesar 0,01 persen dengan nilai ekspor US$0,4 juta, sedangkan pemungutan hasil hutan bukan kayu berkontribusi sebesar 0,02 persen dengan nilai ekspornya US$0,7 juta, ada kenaikan dibandingkan tahun sebelumnya US$0,6 juta.

https://www.bps.go.id

Negara tujuan utama ekspor asal barang Maluku Utara adalah Tiongkok dengan kontribusi 91,13 persen dengan nilai mencapai US$3.730,6 juta pada tahun 2021. Negara tujuan utama lainnya yaitu Taiwan berperan sebesar 3,44 persen atau mencapai US$140,7 juta, India berkontribusi sebesar 3,29 persen atau dengan nilai ekspor US$134,9 juta, naik jika di banding tahun sebelumnya yaitu sebesar US$20,1 juta. Sedangkan negara Korea Selatan berkontribusi di tahun 2021 sebesar 1,94 persen dengan nilai US$79,3 juta. Jepang berperan sebesar 0,07 persen dengan nilai US$3,0 juta pada tahun 2021.

Tabel 95 Negara Tujuan Utama Ekspor Asal Barang Maluku Utara
Tahun 2017–2021

Negara Tujuan Utama	Nilai (US$ juta)					Pertumbuhan (%) YoY 2021	Peranan 2021 thd total (%)
	2017	2018	2019	2020	2021		
(1)	(2)	(3)	(4)	(5)	(6)	(5)	(6)
Tiongkok	266,9	495,6	683,8	985,6	3.730,6	278,52	91,13
Taiwan	0,1	53,2	0,2	0,2	140,7	92.956,81	3,44
India	0,0	25,6	49,8	20,1	134,9	569,56	3,29
Korea Selatan		89,8	93,4	25,6	79,3	209,14	1,94
Jepang	0,1	0,2	2,4	0,3	3,0	988,43	0,07
Lainnya	5,4	15,8	48,6	6,7	5,2	-21,33	0,13
Total	**272,5**	**680,3**	**878,2**	**1.038,5**	**4.093,7**	**294,21**	**100,00**

Sumber: Dokumen PEB, Dokumen PT POS, Data Instansi Lain, Survei Perdagangan Lintas Batas Laut

https://www.bps.go.id

Negara tujuan dan komoditas ekspor asal barang Maluku Utara ke Tiongkok didominasi oleh komoditas industri logam dasar memiliki peranan terbesar diantara komoditas lainnya, sektor ini berkontribusi sebesar 98,56 persen, atau dengan nilai mencapai US$3.676,8 juta. Disusul komoditas pertambangan biji logam peranannya mencapai 1,43 persen dengan nilai US$53,3 juta, ada kenaikan jika dibandingkan di tahun 2020 dengan nilai US$51,7 juta.

Komoditas pertanian tanaman tahunan berkontribusi sebesar 0,01 persen dengan nilai ekspor sebesar US$0,4 juta. Negara tujuan ekspor utama asal barang Maluku Utara yang ke-dua adalah Taiwan, komoditas yang diekspor ke negara ini adalah industri logam dasar dengan nilai mencapai US$140,6 juta, atau berkontribusi sebesar 99,95 persen di tahun 2021 ini. Industri makanan berperan sebesar 0,03 persen dengan nilai US$0,0 juta. Komoditas ini mengalami penurunan dibandingkan tahun sebelumnya yaitu dengan nilai US$0,1 juta. Negara tujuan ketiga asal barang provinsi Maluku Utara adalah India

didominasi oleh sektor industri logam dasar berkontribusi sebesar 99,66 persen dengan nilai ekspor US$134,4 juta, industri logam dasar ini mengalami kenaikan dari tahun 2020 yaitu sebesar US$17,7 juta. Pertanian tanaman tahunan berkontribusi sebesar 0,27 persen dengan nilai US$0,4 juta, sedangkan industri makanan berperan sebesar 0,02 persen dengan nilai US$0,0 juta.

Tabel 96. Negara Tujuan Dan Komoditas Utama Ekspor Asal Barang Maluku Utara Tahun 2019–2021

Negara Tujuan Utama / Komoditas Utama	Nilai (US$ juta)			Pertumbuhan (%) YoY	Peranan 2021 thd total (%)
	2019	2020	2021	2021	
(1)	(2)	(3)	(4)	(5)	(6)
Tiongkok	**683,8**	**985,6**	**3.730,6**	**278,52**	**100,00**
Industri Logam Dasar	202,0	933,6	3.676,8	293,81	98,56
Pertambangan Bijih Logam	481,6	51,7	53,3	3,08	1,43
Industri Makanan	0,2	0,0	0,5	954,45	0,01
Industri Barang Logam, Bukan Mesin Dan Peralatannya		0,0	0,0	-99,83	0,00
Lainnya	0,1	0,1	0,0	-99,99	0,00
Taiwan	**0,2**	**0,2**	**140,7**	**92.975,25**	**100,00**
Industri Logam Dasar			140,6	-	99,95
Industri Makanan	0,1	0,1	0,0	-57,55	0,03
Industri Pengolahan Lainnya	0,0	0,0	0,0	23,57	0,02
Perikanan Tangkap	0,1	0,0		-100,00	0,00
India	**49,8**	**20,1**	**134,9**	**569,55**	**100,00**
Industri Logam Dasar	47,8	17,7	134,4	661,56	99,66
Pertanian Tanaman Tahunan	2,0	2,1	0,4	-83,01	0,27
Pemungutan Hasil Hutan Bukan Kayu	0,0	0,0	0,1	78,33	0,05
Industri Makanan		0,2	0,0	-89,15	0,02
Lainnya	0,0	0,1	0,0	-100,00	0,00

Sumber: Dokumen PEB, Dokumen PT POS, Data Instansi Lain, Survei Perdagangan Lintas Batas Laut

https://www.bps.go.id

3.33 Ekspor Provinsi Asal Barang Papua Barat

Nilai ekspor asal barang dari Provinsi Papua Barat tahun 2021 tercatat sebesar US$2.077,3 juta. Sebagian besar diekspor melalui pelabuhan yang terdapat di dalam Provinsi Papua Barat, tercatat sebesar 98,78 persen dengan nilai ekspor sebesar US$2.052,0 juta, capaian ekspor ini naik jika dibandingkan tahun sebelumnya sebesar US$1.770,9juta. Pelabuhan Bintuni menjadi gerbang utama ekspor asal barang Provinsi Papua Barat, tercatat 97,81 persen nilai ekspornya melalui pelabuhan ini atau setara dengan US$2.031,8 juta.

Ekspor asal barang dari Provinsi Papua Barat tahun 2021 didominasi oleh komoditas migas sebesar US$2.029,6 juta atau 97,71 persen. Besarnya peranan ekspor migas karena ditopang besarnya nilai ekspor komoditas pertambangan gas alam yang memberikan kontribusi sebesar 97,71 persen. Sementara untuk komoditas Industri pengolahan hasil minyak tahun 2021 dapat memberikan kontribusi sebesar 0,00 persen.

Tabel 97 Tabel Perkembangan Nilai Ekspor Asal Barang Papua Barat
Tahun 2019–2021

Sektor	Nilai (US$ Juta)			2021	
	2019	2020	2021	Pertumbuhan (%) yoy	Peranan thd total (%)
(1) (2)	(3)	(4)	(5)	(6)	(7)
Papua Barat	**2.336,9**	**1.795,9**	**2.077,3**	**15,67**	**100,00**
Migas	**2.288,1**	**1.750,5**	**2.029,6**	**15,95**	**97,71**
Pertambangan	2.266,0	1.734,2	2.029,6	17,04	97,71
Gas Alam	2.266,0	1.734,2	2.029,6	17,04	97,71
Industri Pengolahan Hasil Minyak	22,1	16,3		-100,00	0,00
Nonmigas	**48,9**	**45,4**	**47,7**	**4,95**	**2,29**
Industri Pengolahan	37,3	33,8	33,0	-2,50	1,59
Industri Barang Galian Bukan Logam	19,3	16,2	14,4	-10,59	0,70
Industri Kayu, Barang Dari Kayu Dan Gabus (Tidak Termasuk Furnitur) Dan Barang Anyaman Dari Bambu, Rotan Dan Sejenisnya	4,5	5,0	8,6	72,91	0,41
Industri Makanan	12,4	11,6	8,4	-27,66	0,40
Lainnya	1,1	1,1	1,5	40,54	0,07
Pertanian	11,6	11,6	14,7	26,74	0,71
Perikanan Budidaya	11,2	9,5	10,4	9,23	0,50
Perikanan Tangkap	0,3	2,0	4,3	110,89	0,21
Pertanian Tanaman Tahunan	0,1	0,0		-100,00	0,00

Sumber: Dokumen PEB, Dokumen PT POS, Data Instansi Lain, Survei Perdagangan Lintas Batas Laut

Di sektor nonmigas industri pengolahan dengan komoditas industri barang galian bukan logam berkontribusi sebesar 0,70 persen dengan nilai US$14,4 juta, ada penurunan nilai dibanding tahun lalu sebesar US$16,2 juta. Diikuti oleh industri makanan dengan nilai

https://www.bps.go.id

ekspornya mencapai US$8,4 juta atau berperan sebesar 0,40 persen. Sementara untuk komoditas industri kayu, barang dari kayu dan gabus (tidak termasuk furnitur) dan barang anyaman dari kayu nilai ekspor mencapai US$8,6 juta, atau berperan sebesar 0,41 persen. Di sektor pertanian Komoditi ekspor perikanan budidaya nilai ekspor mencapai US$10,4 juta ada kenaikan ditahun sebelumnya 2020 sebesar US$9,5 juta. Komoditas perikanan budidaya berkontribusi sebesar 0,50 persen dari total ekspor asal barang Papua Barat.

Negara tujuan utama ekspor asal barang provinsi Papua Barat adalah negara Tiongkok dengan kontribusi sebesar 64,86 persen atau mencapai US$1. 347,3 juta pada tahun 2021. Di urutan ke-dua adalah Jepang berperan sebesar 17,21 persen atau dengan nilai ekspor mencapai US$357,6 juta, selanjutnya negara Korea Selatan yang berkontribusi sebesar 12,65 persen atau mencapai US$262,7 juta turun bila dibandingkan tahun 2020 sebesar US$330,4 juta.

Tabel 98. Negara Tujuan Utama Ekspor Asal Barang Papua Barat
Tahun 2017–2021

Negara Tujuan Utama	Nilai (US$ Juta)					2021	
	2017	2018	2019	2020	2021	Pertumbuhan (%) yoy	Peranan thd total (%)
(1)	(2)	(3)	(4)	(5)	(6)	(7)	(8)
Tiongkok	812,3	1.490,2	1.380,3	1.136,3	1.347,3	18,57	64,86
Jepang	429,5	379,0	485,5	143,8	357,6	148,74	17,21
Korea Selatan	541,9	646,7	363,0	330,4	262,7	-20,48	12,65
Meksiko	24,1	12,0	19,2	74,8	42,5	-43,27	2,04
Singapura	54,2	125,2	31,7	31,8	36,9	16,07	1,78
Lainnya	121,3	170,5	57,2	78,8	30,3	-61,53	1,46
Total	**1.983,3**	**2.823,7**	**2.336,9**	**1.795,9**	**2.077,3**	**15,67**	**100,00**

Sumber: Dokumen PEB, Dokumen PT POS, Data Instansi Lain, Survei Perdagangan Lintas Batas Laut

Sedangkan Meksiko berkontribusi di tahun 2021 sebesar 2,04 persen dengan nilai ekspor US$42,5 juta turun dibandingkan tahun 2020 yang mencapai nilai US$74,8 juta. Negara Singapura berkontribusi sebesar 1,78 persen atau mencapai US$36,9 juta di tahun 2021.

https://www.bps.go.id

Tabel 99. Negara Tujuan Dan Komoditas Utama Ekspor Asal Barang Papua Barat Tahun 2019–2021

Negara Tujuan Utama / Komoditas Utama	Nilai (US$ Juta)			Pertumbuhan (%) YoY	Peranan 2021 thd total (%)
	2019	2020	2021	2021	
(1)	(2)	(3)	(4)	(5)	(6)
Tiongkok	**1.380,3**	**1.136,3**	**1.347,3**	**18,57**	**100,00**
Gas Alam	1.371,1	1.127,6	1.346,0	19,36	99,90
Industri Kayu, Barang Dari Kayu Dan Gabus (Tidak Termasuk Furnitur) Dan Barang Anyaman Dari Bambu, Rotan Dan Sejenisnya		1,4	1,3	-11,68	0,09
Perikanan Tangkap	0,0	0,0	0,1	620,19	0,01
Industri Pengolahan Lainnya	0,0	0,0		-100,00	0,00
Lainnya	9,2	7,2	0,0	-100,00	0,00
Jepang	**485,5**	**143,8**	**357,6**	**148,74**	**100,00**
Gas Alam	481,4	138,0	346,5	151,02	96,89
Perikanan Budidaya	0,8	3,7	7,5	102,81	2,09
Industri Makanan	3,3	2,0	3,6	77,87	1,02
Industri Pengolahan Lainnya	0,0	0,0	0,0	-48,19	0,00
Korea Selatan	363,0	330,4	262,7	-20,48	100,00
Gas Alam	**362,8**	**330,2**	**262,7**	**-20,45**	**99,97**
Industri Bahan Kimia Dan Barang Dari Bahan Kimia	0,2	0,1	0,1	-40,66	0,03
Industri Pengolahan Lainnya	0,0	0,0	0,0	349,17	0,00
Perikanan Budidaya		0,1		-100,00	0,00

Sumber: Dokumen PEB, Dokumen PT POS, Data Instansi Lain, Survei Perdagangan Lintas Batas Laut

https://www.bps.go.id

Komoditas gas alam merupakan komoditas utama ekspor asal barang Papua Barat ke Tiongkok. Tahun 2021 ekspor gas alam ke Tiongkok mencapai US$1.346.0 juta atau 99,90 persen. Disamping gas alam, industri kayu barang dari kayu dan gabus yang di ekspor ke Tiongkok mencapai US$1,3 juta atau 0,09 persen. Perikanan tangkap mencapai US$0,1 juta atau 0,01 persen, ada kenaikan dibandingkan tahun sebelumnya US$0,0 juta.

Komoditas utama Papua Barat ke negara Jepang adalah Gas alam, tujuan ke negara ini tercatat sebesar US$346,5 juta atau 96,89 persen tahun 2021. Sementara ekspor komoditas perikanan budidaya ke jepang naik sebesar 3,09 persen menjadi US$7,5 juta dibandingkan tahun lalu sebesar US$3,7 juta.

Ekspor Asal barang Papua Barat ke Korea Selatan adalah gas alam. Komoditas ini mempunyai peran sebesar 99.97 persen dengan nilai sebesar US$262,7 juta. Industri bahan kimia dan barang dari bahan kimia mencapai US$0,1 juta berperan sebesar 0,03 persen.

3.34 Ekspor Provinsi Asal Barang Papua

Ekspor Provinsi asal barang dari Papua yang diekspor melalui pelabuhan dalam Provinsi Papua tahun 2021 sebesar 98,71 persen dengan nilai US$4.439,7 juta, naik jika dibandingkan tahun 2020 sebesar dengan nilai US$1.917,4 juta.

Ekspor asal barang dari Provinsi Papua pada tahun 2021 didominasi oleh sektor nonmigas. Akan tetapi dalam sektor migas di Provinsi Papua ini mengalami penurunan diantaranya Industri pengolahan hasil minyak yang nilai ekspor mencapai US$0,0 juta , Di dalam sektor nonmigas pertambangan bijih logam mendominasi dengan nilai ekspor mencapai US$4.296,7 juta dengan peranan sebesar 95,53 persen, dan mengalami kenaikan dari tahun 2020 dengan nilai ekspor US$1.824,5 juta.

Tabel 100. Tabel Perkembangan Nilai Ekspor Asal Barang Papua
Tahun 2019–2021

Sektor	Nilai (US$ ribu)			Pertumbuhan (%) YoY	Peranan 2021 thd total (%)
	2019	2020	2021	2.021	
(1)	(2)	(3)	(4)	(5)	(6)
Papua	**1.280,9**	**1.975,7**	**4.497,9**	**127,66**	**100,00**
Migas	**0,0**	**0,0**		**-100,00**	**0,00**
Pengadaan Gas	0,0			-	0,00
Gas	0,0			-	0,00
Industri Pengolahan Hasil Minyak	0,0	0,0		-100,00	0,00
Nonmigas	**1.280,8**	**1.975,7**	**4.497,9**	**127,66**	**100,00**
Pertambangan	1.086,9	1.824,5	4.296,7	135,50	95,53
Pertambangan Bijih Logam	1.086,9	1.824,5	4.296,7	135,50	95,53
Pertambangan Dan Penggalian Lainnya	0,0			-	0,00
Industri Pengolahan	193,8	151,1	200,8	32,87	4,46
Industri Kayu, Barang Dari Kayu Dan Gabus (Tidak Termasuk Furnitur) Dan Barang Anyaman Dari Bambu, Rotan Dan Sejenisnya	158,1	131,0	182,1	38,96	4,05
Industri Makanan	31,5	17,9	17,0	-5,32	0,38
Industri Bahan Kimia Dan Barang Dari Bahan Kimia	0,5	0,8	1,2	44,80	0,03
Lainnya	3,7	1,3	0,5	-61,85	0,01
Pertanian	0,1	0,1	0,4	208,34	0,01
Perikanan Tangkap	0,1	0,1	0,3	230,89	0,01
Pemungutan Hasil Hutan Bukan Kayu		0,0	0,1	31,14	0,00
Pertanian Tanaman Tahunan	0,0		0,0	-	0,00
Lainnya	0,0	0,0	0,0	-	0,00

Sumber: Dokumen PEB, Dokumen PT POS, Data Instansi Lain, Survei Perdagangan Lintas Batas Laut

Dalam Industri Pengolahan dengan komoditas industri makanan tahun 2021 ekspornya berperan 0,38 persen atau dengan nilai ekspor mencapai US$17,0 juta. Dalam sektor ini mengalami penurunan dibanding tahun sebelumnya yang nilai ekspor sebesar

https://www.bps.go.id

US$17,9 juta. Industri kayu,barang dari kayu dan gabus (tidak termasuk funitur) dan barang anyaman dari kayu berkontribusi mencapai 4,05 persen dengan nilai ekspor sebesar US$182,1 juta. Sementara untuk industri bahan kimia dan barang dari bahan kimia sebesar 0,03 persen dengan nilai ekspor US$1,2 juta. Di sektor pertanian, komoditas perikanan tangkap asal barang provinsi Papua dengan nilai ekspor sebesar US$0,3 juta dan berkontribusi 0,01 persen.

Negara tujuan dan komoditi utama ekspor asal barang Papua adalah Jepang dengan kontribusi sebesar 30,40 persen atau mencapai US$1.367,3 juta pada tahun 2021. Negara tujuan utama lainnya yaitu Korea Selatan berperan sebesar 14,24 persen dengan nilai ekspor mencapai US$640,3 juta, negara selanjutnya Taiwan berkontribusi sebesar 8,59 persen dengan nilai ekspor sebesar US$386,4 juta naik di tahun sebelumnya dengan nilai US$72,8 juta di tahun 2020, Sedangkan India berkontribusi di tahun 2021 sebesar 7,90 persen dengan nilai US$355,4 juta. Tiongkok berkontribusi sebesar 6,74 persen dengan nilai ekspor sebesar US$303,2 juta pada tahun 2021.

Tabel 101. Negara Tujuan Utama Ekspor Asal Barang Papua
Tahun 2017–2021

Negara Tujuan Utama	Nilai (US$ Juta)					2021	
	2017	2018	2019	2020	2021	Pertumbuhan (%) yoy	Peranan thd total (%)
(1)	(2)	(3)	(4)	(5)	(6)	(7)	(8)
Jepang	629,0	993,3	138,4	466,5	1.367,3	193,11	30,40
Korea Selatan	251,0	555,9	165,5	272,8	640,3	134,70	14,24
Taiwan	4,0	3,6	7,5	72,8	386,4	430,79	8,59
India	671,0	428,4	102,8	246,6	355,4	44,11	7,90
Tiongkok	469,0	915,3	552,8	433,5	303,2	-30,07	6,74
Lainnya	519,1	1.045,3	313,9	483,5	1.445,2	198,93	32,13
Total	**2.543,2**	**3.941,8**	**1.280,9**	**1.975,7**	**4.497,9**	**127,66**	**100,00**

Sumber: Dokumen PEB, Dokumen PT POS, Data Instansi Lain, Survei Perdagangan Lintas Batas Laut

Negara tujuan dan komoditas utama ekspor asal barang Provinsi Papua ke negara Jepang didominasi oleh pertambangan yang memiliki kontribusi terbesar diantara komoditas lainnya, yaitu pertambangan bijih logam berkontribusi sebesar 99,94 persen, dengan nilai ekspor US$1.366,5 juta, komoditas ini mengalami kenaikan pada tahun 2020 sebesar US$466,1 juta. Industri kayu, barang dari kayu dan gabus(tidak termasuk funitur) dan barang anyaman dari bambu ,Rotan dan sejenisnya berperan sebesar 0,05 persen dengan nilai ekspor US$0,7 juta, Sedangkan Negara tujuan ekspor asal barang Provinsi

https://www.bps.go.id

Papua kedua yaitu negara Korea Selatan, komoditas pertambangan bijih logam kontribusinya sangat besar yaitu sebesar 95,58 persen dengan nilai US$612,0 juta. Industri kayu, barang dari kayu dan Gabus (tidak termasuk funitur) Dan Barang Anyaman dari Bambu, Rotan dan sejenisnya asal barang dari Papua berkontribusinya sebesar mencapai 4,42 persen dengan nilai ekspor US$28,3 juta .

Tabel 102. Negara Tujuan Dan Komoditas Utama Ekspor Asal Barang Papua Tahun 2019–2021

Negara/Komoditas	Nilai (US$ Juta)			2021	
	2019	2020	2021	Pertumbuhan (%) yoy	Peranan thd total (%)
(1)	(2)	(3)	(4)	(5)	(6)
Jepang	**138,4**	**466,5**	**1.367,3**	**193,11**	**100,00**
Pertambangan Bijih Logam	137,6	466,1	1.366,5	193,15	99,94
Industri Kayu, Barang Dari Kayu Dan Gabus (Tidak Termasuk Furnitur) Dan Barang Anyaman Dari Bambu, Rotan Dan Sejenisnya	0,7	0,3	0,7	105,94	0,05
Industri Makanan			0,1	-	0,01
Industri Pengolahan Lainnya	0,0	0,0	0,0	-40,73	0,00
Korea Selatan	**165,5**	**272,8**	**640,3**	**134,70**	**100,00**
Pertambangan Bijih Logam	134,9	254,1	612,0	140,88	95,58
Termasuk Furnitur) Dan Barang Anyaman Dari Bambu,	30,6	18,7	28,3	51,08	4,42
Industri Pengolahan Lainnya	0,0	0,0	0,0	42,53	0,00
Industri Furnitur		0,0		-100,00	0,00
Lainnya	0,0	0,0	0,0	-	0,00
Taiwan	**7,5**	**72,8**	**386,4**	**430,79**	**100,00**
Pertambangan Bijih Logam		69,6	381,2	447,99	98,64
Termasuk Furnitur) Dan Barang Anyaman Dari Bambu,	7,5	3,2	5,2	60,78	1,34
Industri Pengolahan Lainnya	0,1	0,0	0,1	4.893,97	0,02
Pertanian Tanaman Tahunan	0,0			-	0,00

Sumber: Dokumen PEB, Dokumen PT POS, Data Instansi Lain, Survei Perdagangan Lintas Batas Laut

https://www.bps.go.id

Negara tujuan dan komoditas utama ekspor yang ketiga asal barang Papua adalah Taiwan. Komoditas pertambangan bijih logam berkontribusi sangat besar dari asal barang Provinsi Papua. Berkontribusi sebesar 98,64 persen, dengan nilai ekspor US$381,2 juta, dan mengalami peningkatan atau naik dari tahun sebelumya, tahun 2020 dengan nilai sebesar US$69,6 juta. Industri kayu, barang dari kayu dan gabus (tidak termasuk funitur) dan barang anyaman dari bambu,rotan dan sejenisnya berperan mencapai 1,34 persen dengan nilai ekspor US$5,2 juta.

Lampiran

https://www.bps.go.id

Halaman kosong

https://www.bps.go.id

Tabel 1. Ekspor Menurut Provinsi Asal Barang 2020—2021

Provinsi Asal	Berat Bersih (ribu ton)		Perubahan	Peranan 2020	Nilai FOB (Juta US$)		Perubahan	Peranan 2020
	2020	2021	(%)	thd total (%)	2020	2021	(%)	thd total (%)
(1)	(2)	(3)	(4)	(5)	(6)	(7)	(8)	(9)
Aceh	8.118,2	9.658,7	18,98	1,6	300,4	536,9	78,73	0,2
Sumatera Utara	8.693,6	9.335,4	7,38	1,5	7.861,8	11.667,7	48,41	5,0
Sumatera Barat	4.273,1	5.227,4	22,33	0,8	1.632,3	3.067,0	87,89	1,3
Riau	25.418,9	26.140,8	2,84	4,2	13.763,8	19.969,9	45,09	8,6
Jambi	5.462,1	7.264,7	33,00	1,2	1.776,6	2.618,5	47,38	1,1
Sumatera Selatan	20.302,9	28.084,4	38,33	4,5	3.602,4	5.286,0	46,74	2,3
Bengkulu	1.996,4	2.907,9	45,66	0,5	153,7	238,1	54,89	0,1
Lampung	11.152,0	13.094,3	17,42	2,1	3.144,8	4.844,0	54,04	2,1
Kepulauan Bangka Belitung	469,9	520,3	10,72	0,1	1.291,2	2.672,1	106,95	1,2
Kepulauan Riau	16.795,3	21.096,1	25,61	3,4	11.170,4	14.545,1	30,21	6,3
DKI Jakarta	2.988,8	3.495,0	16,94	0,6	9.845,8	11.269,2	14,46	4,9
Jawa Barat	8.071,1	8.716,6	8,00	1,4	26.600,3	33.881,2	27,37	14,6
Jawa Tengah	4.814,4	4.389,1	-8,83	0,7	8.088,3	10.733,4	32,70	4,6
DI Yogyakarta	68,2	83,7	22,67	0,0	398,8	557,3	39,73	0,2
Jawa Timur	14.880,1	15.663,4	5,26	2,5	20.904,9	22.998,6	10,02	9,9
Banten	10.561,6	11.451,1	8,42	1,8	10.685,7	13.508,9	26,42	5,8
Bali	67,3	65,7	-2,39	0,0	456,2	508,2	11,40	0,2
Nusa Tenggara Barat	446,1	573,2	28,50	0,1	643,5	1.140,5	77,23	0,5
Nusa Tenggara Timur	79,0	79,8	1,04	0,0	44,2	42,4	-3,95	0,0
Kalimantan Barat	19.021,3	21.208,6	11,50	3,4	1.977,3	2.277,9	15,20	1,0
Kalimantan Tengah	18.794,1	20.677,9	10,02	3,3	1.824,4	3.102,3	70,04	1,3
Kalimantan Selatan	113.311,3	117.345,1	3,56	18,9	5.341,3	9.068,4	69,78	3,9
Kalimantan Timur	241.267,2	246.387,9	2,12	39,6	13.100,8	24.312,8	85,58	10,5
Kalimantan Utara	18.688,6	20.896,7	11,82	3,4	1.018,3	1.764,0	73,23	0,8
Sulawesi Utara	1.544,5	1.393,0	-9,81	0,2	779,0	1.117,3	43,43	0,5
Sulawesi Tengah	7.925,8	9.886,5	24,74	1,6	7.480,6	12.139,5	62,28	5,2
Sulawesi Selatan	2.227,3	2.797,4	25,59	0,4	1.473,9	1.868,2	26,75	0,8
Sulawesi Tenggara	1.623,0	2.307,1	42,15	0,4	2.397,3	4.423,7	84,53	1,9
Gorontalo	131,5	47,2	-64,07	0,0	32,9	41,8	27,02	0,0
Sulawesi Barat	789,7	619,5	-21,55	0,1	503,0	665,7	32,34	0,3
Maluku	109,3	99,2	-9,22	0,0	87,9	73,9	-15,94	0,0
Maluku Utara	1.469,4	2.327,1	58,37	0,4	1.038,5	4.093,7	294,21	1,8
Papua Barat	7.038,8	5.927,2	-15,79	1,0	1.795,9	2.077,3	15,67	0,9
Papua	1.077,5	1.899,6	76,30	0,3	1.975,7	4.497,9	127,66	1,9
Total	**579.678,2**	**621.667,8**	**7,24**	**100,0**	**163.191,8**	**231.609,5**	**41,92**	**100,0**

https://www.bps.go.id

Tabel 2. Ekspor Provinsi Asal Barang Dirinci Menurut Kode HS6 Digit, 2020—2021

Provinsi Asal	Kode HS 6	Deskripsi HS 6 Digit	Berat Bersih (Kg)		Nilai FOB (US$)	
			2020	2021	2020	2021
(1)	(2)	(3)	(4)	(5)	(6)	(7)
Aceh						
	030199	Fish; Live, N.e.c. In Heading 0301	2.250		4.750	
	030232	Fish; Fresh Or Chilled, Yellowfin Tunas (thunnus Albacares), Excluding Fillets,	90		1.150	
	030249	Fish; Fresh Or Chilled, N.e.c. In Item No. 0302.4, Excluding Fillets, Fish Meat C	798	423	1.833	499
	030289	Fish; Fresh Or Chilled, N.e.c. In Heading 0302, Excluding Fillets, Fish Meat Of (	36.339	6.069	188.300	17.804
	030341	Fish; Frozen, Albacore Or Longfinned Tunas (thunnus Alalunga), Excluding Fillets, Fish Meat Of		306		2.210
	030342	Fish; Frozen, Yellowfin Tunas (thunnus Albacares), Excluding Fillets, Fish Mea	32.426	15.712	106.367	147.965
	030343	Fish; Frozen, Skipjack Or Stripe-bellied Bonito, Excluding Fillets, Fish Meat Of	295.100		295.298	
	030349	Fish; Frozen, Tuna, N.e.c. In Item No. 0303.4, Excluding Fillets, Fish Meat Of 0	44.910		33.721	
	030353	Fish; Frozen, Sardines (sardina Pilchardus, Sardinops Spp.), Sardinella (sardinella Spp.), Brisling		50.000		22.500
	030359	Fish; Frozen, N.e.c. In Item No. 0303.5, Excluding Fillets, Fish Meat Of 0304, A	1.803	4.000	1.347	20.263
	030369	Fish; Frozen, Of Bregmacerotidae, Euclichthyidae, Gadidae, Macrouridae, Melanonidae, Merlu		110		220
	030389	Fish; Frozen, N.e.c. In Heading 0303, Excluding Fillets, Fish Meat Of 0304, Anc	10.262	50	7.709	161
	030449	Fish Fillets; Fresh Or Chilled, Other Than Fish Of Heading 0304.4	1.670	860	19.619	11.471
	030487	Fish Fillets; Frozen, Tunas (of The Genus Thunnus), Skipjack Or Stripe-bellied	609	26.311	6.961	235.815
	030489	Fish Fillets; Frozen, Of Fish N.e.c. In Heading 0304.8	16	1.960	22	21.406
	030559	Fish; Dried, Whether Or Not Salted But Not Smoked, Other Than Edible Fish C	10		15	
	030611	Crustaceans; Frozen, Rock Lobsters And Other Sea Crawfish (palinurus Spp., F	177		1.854	
	030616	Crustaceans; Frozen, Cold-water Shrimps And Prawns (pandalus Spp., Crangon Crangon), In Sh		157		247
	030631	Crustaceans; Live, Fresh Or Chilled, Rock Lobsters And Other Sea Crawfish (pa	180		322.934	
	030633	Crustaceans; Live, Fresh Or Chilled, Crabs, Whether In Shell Or Not	166	1.715	3.052	12.865
	030635	Crustaceans; Live, Fresh Or Chilled, Cold-water Shrimps And Prawns (pandalu	2.558	466	16.941	694
	030636	Crustaceans; Live, Fresh Or Chilled, Shrimps And Prawns Excluding Cold-wate	155	1.109	1.704	2.152
	030752	Molluscs; Octopus (octopus Spp.), Frozen	249.210	326.526	844.504	1.674.545
	030819	Aquatic Invertebrates; Sea Cucumbers (stichopus Japonicus, Holothuroidea),	1.176		17.640	
	040210	Dairy Produce; Milk And Cream, Concentrated Or Containing Added Sugar Or	0	36	2	127
	040221	Dairy Produce; Milk And Cream, Concentrated, Not Containing Added Sugar Or Other Sweeten		37		148
	040229	Dairy Produce; Milk And Cream, Containing Added Sugar Or Other Sweetening Matter, In Powe		8		5
	040299	Dairy Produce; Milk And Cream, Containing Added Sugar Or Other Sweetening Matter, Other T		23		563
	040510	Dairy Produce; Derived From Milk, Butter		5		26
	040620	Dairy Produce; Cheese Of All Kinds, Grated Or Powdered		2		2
	040630	Dairy Produce; Cheese, Processed (not Grated Or Powdered)		3		2
	040900	Honey; Natural		3		54
	051199	Animal Products; N.e.c. In Chapter 5		1		376
	060120	Plants, Live; Bulbs, Tubers, Tuberous Roots, Corms, Crowns And Rhizomes, In Growth Or In Flo		2.112		7.830
	060290	Plants, Live; N.e.c. In Heading No. 0602		6.344		33.245
	060319	Flowers, Cut; Flowers And Buds Of A Kind Suitable For Bouquets Or Ornamen	1.800		1.049	
	070890	Vegetables, Leguminous; (other Than Peas And Beans), Shelled Or Unshelled, Fresh Or Chilled		2.400		593
	071220	Vegetables; Onions, Whole, Cut, Sliced, Broken Or In Powder But Not Further Prepared, Dried		8		84
	071231	Vegetables; Mushrooms Of The Genus Agaricus, Whole, Cut, Sliced, Broken Or In Powder But N		477		477
	071410	Vegetable Roots And Tubers; Manioc (cassava), With High Starch Or Inulin Content, Fresh, Chil		1		2
	080111	Nuts, Edible; Coconuts, Desiccated	1.413.000	442.001	2.694.116	923.650
	080112	Nuts, Edible; Coconuts, In The Inner Shell (endocarp)	54.000		18.900	
	080119	Nuts, Edible; Coconuts, Fresh Or Dried, Other Than Desiccated Or In The Inne	174.500	0	54.830	4
	080212	Nuts, Edible; Almonds, Fresh Or Dried, Shelled		1		1
	080280	Nuts, Edible; Areca Nuts, Fresh Or Dried, Whether Or Not Shelled Or Peeled	14.726.730	13.590.394	19.775.525	24.091.285
	080440	Fruit, Edible; Avocados, Fresh Or Dried		30.366		5.002
	080450	Fruit, Edible; Guavas, Mangoes And Mangosteens, Fresh Or Dried		446		446
	090111	Coffee; Not Roasted Or Decaffeinated	18.286.131	16.820.340	81.864.281	71.746.971
	090112	Coffee; Decaffeinated, Not Roasted	600		3.960	
	090121	Coffee; Roasted, Not Decaffeinated	5		0	
	090122	Coffee; Roasted, Decaffeinated	52	2.145	3.274	28.267
	090210	Tea, Green; (not Fermented), In Immediate Packings Of A Content Not Exceeding 3kg		157		4.568
	090220	Tea, Green; (not Fermented), In Immediate Packings Of A Content Exceeding 3kg		3		252
	090240	Tea, Black; (fermented) And Partly Fermented Tea, In Immediate Packings Of	1	42	2	1.475
	090411	Spices; Pepper (of The Genus Piper), Neither Crushed Nor Ground	67.000	28.000	175.759	80.624
	090422	Spices; Fruits Of The Genus Capsicum Or Pimenta, Crushed Or Ground		1		1
	090510	Spices; Vanilla, Neither Crushed Nor Ground		29		3.206
	090520	Spices; Vanilla, Crushed Or Ground	59	21	6.913	1.913
	090620	Spices; Cinnamon And Cinnamon-tree Flowers, Crushed Or Ground		4		94
	090710	Spices; Cloves (whole Fruit, Cloves And Stems), Neither Crushed Nor Ground	321.810	123.350	1.191.993	498.863

https://www.bps.go.id

Tabel 2. Ekspor Provinsi Asal Barang Dirinci Menurut Kode HS6 Digit, 2020—2021

Provinsi Asal	Kode HS 6	Deskripsi HS 6 Digit	Berat Bersih (Kg)		Nilai FOB (US$)	
			2020	2021	2020	2021
(1)	(2)	(3)	(4)	(5)	(6)	(7)
Aceh						
	090811	Spices; Nutmeg, Neither Crushed Nor Ground	4.141		3.249	
	090812	Spices; Nutmeg, Crushed Or Ground		7		129
	090921	Spices; Coriander Seeds, Neither Crushed Nor Ground	80		49	
	091011	Spices; Ginger, Neither Crushed Nor Ground		1		2
	091099	Spices; N.e.c. In Heading No. 0910		21		932
	100590	Cereals; Maize (corn), Other Than Seed	50		1	
	110100	Wheat Or Meslin Flour		3		5
	110812	Starch; Maize (corn) Starch		1		3
	120300	Copra		10.660		10.660
	120890	Flours And Meals Of Oil Seeds Or Oleaginous Fruits; Excluding Soya Beans An	120		420	
	120929	Seeds Of Forage Plants; Other Than Lucerne, Clover, Fescue, Kentucky Blue Grass, And Rye Gra		8		120
	120999	Seeds; N.e.c. In Heading 1209, Of A Kind Used For Sowing		1		21
	121299	Vegetable Products; Fit For Human Consumption, N.e.c. In Heading No. 1212, Fresh, Chilled, Fr		480		237
	130190	Natural Gums, Resins, Gum-resins And Oleoresins, N.e.c. In Heading No. 1301	217.000	886.076	82.675	690.346
	130219	Vegetable Saps And Extracts; N.e.c. In Item No. 1302.1		1		51
	130239	Mucilages And Thickeners; Whether Or Not Modified, Derived From Vegetab	29	111	734	4.705
	140110	Bamboo Used Primarily For Plaiting	10.000	64	3.200	1.096
	140190	Vegetable Materials Of A Kind Used Primarily For Plaiting; N.e.c. In Heading No. 1401		7.049		3.088
	140490	Vegetable Products; N.e.c. In Chapter 14	16.899.202	9.811.503	1.766.996	1.010.586
	150410	Oils Of Fish; Fish-liver Oils And Their Fractions, Whether Or Not Refined, But I	11.730		115.277	
	150500	Wool Grease And Fatty Substances Derived Therefrom (including Lanolin)		2		0
	151110	Vegetable Oils; Palm Oil And Its Fractions, Crude, Not Chemically Modified	9.695.950	34.999.340	5.020.338	33.994.038
	151311	Vegetable Oils; Coconut (copra) Oil And Its Fractions, Crude, Not Chemically M	140	39.555	917	242.013
	151319	Vegetable Oils; Coconut (copra) Oil And Its Fractions, Other Than Crude, Whe	2	6	6	6
	151321	Vegetable Oils; Palm Kernel Or Babassu Oil And Their Fractions, Crude, Not Chemically Modifie		1		1
	151620	Vegetable Fats And Oils And Their Fractions; Partly Or Wholly Hydrogenated, Inter-esterified, F		6		1
	151710	Margarine; Excluding Liquid Margarine		1		1
	151790	Edible Mixtures Or Preparations Of Animal Or Vegetable Fats Or Oils Or Of Fractions Of Differe		22		12
	160414	Fish Preparations; Tunas, Skipjack And Atlantic Bonito (sarda Spp.), Prepared	2.025.000	2.926.500	7.967.820	11.525.805
	160510	Crustacean Preparations; Crab, Prepared Or Preserved	200	6.120	365	40.675
	160558	Mollusc Preparations; Snails, Other Than Sea Snails, Prepared Or Preserved	10.560		45.051	
	170199	Sugars; Sucrose, Chemically Pure, In Solid Form, Not Containing Added Flavouring Or Colouring		3		1
	170290	Sugars; N.e.c. In Heading No. 1702, Including Invert Sugar And Other Sugar And Sugar Syrup Bl		53		795
	170490	Sugar Confectionery; (excluding Chewing Gum, Including White Chocolate), Not Containing Co		9		11
	180100	Cocoa Beans; Whole Or Broken, Raw Or Roasted	4.500	2	2.159	10
	180500	Cocoa; Powder, Not Containing Added Sugar Or Other Sweetening Matter		85		2.224
	180610	Cocoa; Powder, Containing Added Sugar Or Other Sweetening Matter		17		90
	180620	Chocolate & Other Food Preparations Containing Cocoa; In Blocks, Slabs Or B	3	232	6	4.766
	190120	Food Preparations; Mixes And Doughs For The Preparation Of Bread, Pastry, Cakes, Biscuits An		26		14
	190190	Food Preparations; Of Flour, Meal, Starch, Malt Extract Or Milk Products, For Uses N.e.c. In He		24		287
	190219	Food Preparations; Pasta, Uncooked (excluding That Containing Eggs), Not St	2	247	0	686
	190230	Food Preparations; Pasta (excluding Stuffed), Cooked Or Otherwise Prepared	2	73	10	200
	190300	Food Preparations; Tapioca And Substitutes Thereof, Prepared From Starch In The Form Of Fla		26		64
	190490	Food Preparations; Cereal Or Cereal Products (excluding Maize), In Grain Form, Pre-cooked Or		2		51
	190531	Food Preparations; Sweet Biscuits, Whether Or Not Containing Cocoa	14	6	162	30
	190532	Food Preparations; Waffles And Wafers, Whether Or Not Containing Cocoa		59		32
	190590	Food Preparations; Bakers' Wares N.e.c. In Heading No. 1605, Whether Or N	6	1.016	48	6.092
	200520	Vegetable Preparations; Potatoes, Prepared Or Preserved Otherwise Than By Vinegar Or Aceti		1		26
	200799	Jams, Fruit Jellies, Marmalades, Purees And Pastes; Of Fruit Or Nuts N.e.c. In	1		4	
	200819	Nuts And Other Seeds; Whether Or Not Containing Added Sugar, Other Swee	3	1	2	1
	200919	Juice; Orange, Not Frozen, Of A Brix Value Exceeding 20, Unfermented, Not Containing Added		1		2
	200929	Juice; Grapefruit (including Pomelo), Of A Brix Value Exceeding 20, Unfermented, Not Containi		5		7
	200969	Juice; Grape, Of A Brix Value Exceeding 30, Unfermented, Not Containing Added Spirit, Wheth		37		67
	200989	Juice; Of Any Single Fruit Or Vegetable N.e.c. In Heading No. 2009, Unfermented, Not Containi		1		2
	200990	Juices; Mixtures Of Fruits Or Vegetables, Unfermented, Not Containing Added Spirit, Whether		2		2
	210111	Extracts, Essences And Concentrates; Of Coffee, And Preparations With A Basis Of These Extra		1		7
	210120	Extracts, Essences And Concentrates; Of Tea Or Mate, And Preparations With	25	3	1.389	7
	210310	Sauces; Soya	1	17	4	32
	210320	Sauces; Tomato Ketchup And Other Tomato Sauces		2		11
	210330	Mustard Flour And Meal And Prepared Mustard		6		30

https://www.bps.go.id

Tabel 2. Ekspor Provinsi Asal Barang Dirinci Menurut Kode HS6 Digit, 2020—2021

Provinsi Asal	Kode HS 6	Deskripsi HS 6 Digit	Berat Bersih (Kg)		Nilai FOB (US$)	
			2020	2021	2020	2021
(1)	(2)	(3)	(4)	(5)	(6)	(7)
Aceh						
	210390	Sauces And Preparations Therefor; Mixed Condiments And Mixed Seasonings	5	387	29	976
	210610	Protein; Concentrates And Textured Protein Substances		21		1.128
	210690	Food Preparations; N.e.c. In Item No. 2106.10	373.125	28.738	403.455	39.346
	220110	Waters; Mineral And Aerated, Including Natural Or Artificial, (not Containing Added Sugar Or C		2		5
	220190	Waters; Other Than Mineral And Aerated, (not Containing Added Sugar Or Other Sweetening M		214		310
	220210	Waters; Including Mineral And Aerated, Containing Added Sugar Or Other Sweetening Matter		11		36
	220299	Non-alcoholic Beverages; Other Than Non-alcoholic Beer, N.e.c. In Item No. 2	4	80	64	80
	220429	Wine; Still, In Containers Holding More Than 10 Litres		16		62
	220600	Beverages, Fermented; (e.g. Cider, Perry, Mead, Sake)		2		39
	220900	Vinegar And Substitutes For Vinegar; Obtained From Acetic Acid		78		812
	230120	Flours, Meals And Pellets; Of Fish Or Of Crustaceans, Molluscs Or Other Aqua	12.500	30.000	8.500	21.420
	230230	Bran, Sharps And Other Residues; Of Wheat, Whether Or Not In The Form Of Pellets, Derived F		2		1
	230910	Dog Or Cat Food; Put Up For Retail Sale, Used In Animal Feeding		144.000		188.618
	250100	Salt (including Table Salt And Denatured Salt); Pure Sodium Chloride Whether Or Not In Aqueo		7		43
	251620	Sandstone;. Whether Or Not Roughly Trimmed, Cut, By Sawing Etc, Into Blocks Or Slabs Of A R		40		31
	252310	Cement Clinkers (whether Or Not Coloured)	46	6	10	5
	252329	Cement; Portland, Other Than White, Whether Or Not Artificially Coloured	69	2	37	2
	252930	Leucite; Nepheline And Nepheline Syenite		1		1
	253020	Kieserite, Epsomite (natural Magnesium Sulphates)		2.582.000		148.832
	253090	Mineral Substances; N.e.c. In Chapter 25	98.778	133.530	696.730	892.451
	270119	Coal; (other Than Anthracite And Bituminous), Whether Or Not Pulverised Bu	8.035.230.000	9.515.563.000	156.171.216	345.174.261
	271019	Petroleum Oils And Oils From Bituminous Minerals, Not Containing Biodiesel,	46	54	212	110
	271020	Petroleum Oils And Oils From Bituminous Minerals, Containing Biodiesel, Not	68	4	311	18
	280200	Sulphur; Sublimed Or Precipitated, Colloidal Sulphur	6.716.715	2.851.460	308.778	506.823
	280300	Carbon; Carbon Blacks And Other Forms Of Carbon N.e.c.		2		53
	280512	Alkali Or Alkali-earth Metals; Calcium		13		33
	281122	Silicon Dioxide	0		2	
	281410	Ammonia; Anhydrous	4.148.665	10.890.065	1.069.260	5.760.189
	282720	Chlorides; Of Calcium	52		19	
	283319	Sodium Sulphates; Other Than Disodium Sulphate		3		3
	283620	Carbonates; Disodium Carbonate		6		11
	283990	Silicates; Commercial Alkali Metal Silicates, Other Than Of Sodium		1		1
	290290	Cyclic Hydrocarbons; N.e.c. In Heading No. 2902		5		28
	290532	Alcohols; Acyclic, Diols; Propylene Glycol (propane-1, 2-diol)	4	1	4	1
	290950	Ether-phenols, Ether-alcohol-phenols And Their Halogenated, Sulphonated, Nitrated Or Nitros		40		672
	291241	Aldehydes; Aldehyde-ethers, Aldehyde-phenols And Aldehydes With Other Oxygen Function, V		13		1.203
	291521	Acids; Saturated Acyclic Monocarboxylic Acids; Acetic Acid		1		1
	291529	Acids; Saturated Acyclic Monocarboxylic Acids; Acetic Acid And Its Salts N.e.c	24		33	
	291539	Acids; Saturated Acyclic Monocarboxylic Acids; Esters Of Acetic Acid N.e.c. In Item No. 2915.3		1		1
	291570	Acids; Saturated Acyclic Monocarboxylic Acids; Palmitic Acid, Stearic Acid, Their Salts And Este		17		23
	291590	Acids; Saturated Acyclic Monocarboxylic Acids; Anhydrides, Halides, Peroxides, Peroxyacids An		3		2
	292090	Esters; Other Than Thiophosphoric Esters (phosphorothioates) And Phosphite	1		4	
	292119	Amine-function Compounds; Acyclic Monoamines And Their Derivatives, And	2		3	
	292142	Amine-function-compounds; Aromatic Monoamines And Their Derivatives, A	13	76	26	158
	292990	Nitrogen-function Compounds; N.e.c. In Chapter 29, Excluding Isocyanates	1		1	
	293090	Organo-sulphur Compounds; N.e.c. In Heading No. 2930	2		3	
	293339	Heterocyclic Compounds; Containing An Unfused Pyridine Ring (whether Or Not Hydrogenated		0		1
	293629	Vitamins; N.e.c. In Item No. 2936.2, And Their Derivatives, Unmixed		4		31
	293690	Vitamins; N.e.c. In Heading No. 2936, Including Natural Concentrates	25	115	442	2.141
	293729	Steroidal Hormones, Their Derivatives And Structural Analogues; Other Than	1		1	
	293930	Alkaloids; Caffeine And Its Salts		2		2
	294190	Antibiotics; N.e.c. In Heading No. 2941		13		319
	294200	Organic Compounds; N.e.c. In Chapter 29	98	62	71	326
	300212	Blood, Human Or Animal, Antisera, Other Blood Fractions And Immunological Products; Antise		44		527
	300290	Toxins, Cultures Of Micro-organisms (excluding Yeasts) And Similar Products	1	81	6	436
	300410	Medicaments; Containing Penicillins, Streptomycins Or Their Derivatives, For	19	2	35	503
	300420	Medicaments; Containing Antibiotics (other Than Penicillins, Streptomycins Or Their Derivative		1		12
	300432	Medicaments; Containing Corticosteroid Hormones, Their Derivatives Or Structural Analogues		1		99
	300439	Medicaments; Containing Hormones (but Not Insulin), Adrenal Cortex Hormones Or Antibiotics		1		10
	300450	Medicaments; Containing Vitamins Or Their Derivatives, For Therapeutic Or F	24	6	344	2.187

https://www.bps.go.id

Tabel 2. Ekspor Provinsi Asal Barang Dirinci Menurut Kode HS6 Digit, 2020—2021

Provinsi Asal	Kode HS 6	Deskripsi HS 6 Digit	Berat Bersih (Kg)		Nilai FOB (US$)	
			2020	2021	2020	2021
(1)	(2)	(3)	(4)	(5)	(6)	(7)
Aceh						
	300490	Medicaments; Consisting Of Mixed Or Unmixed Products N.e.c. In Heading N	3	538	52	19.864
	300510	Dressings, Adhesive; And Other Articles Having An Adhesive Layer, Packed For Retail Sale For M		8		178
	300590	Wadding, Gauze, Bandages And Similar Articles; (excluding Adhesive Dressings), Impregnated (		1		2
	300670	Pharmaceutical Goods; Gel Preparations Designed To Be Used In Human Or Veterinary Medicir		1		470
	310100	Fertilizers, Animal Or Vegetable; Whether Or Not Mixed Together Or Chemically Treated; Ferti		12		49
	310210	Fertilizers, Mineral Or Chemical; Nitrogenous, Urea, Whether Or Not In Aqueous Solution		38.256.520		14.701.164
	310229	Fertilizers, Mineral Or Chemical; Nitrogenous, Other Than Ammonium Sulphate		1		26
	310590	Fertilizers, Mineral Or Chemical; N.e.c. In Heading No. 3105	2	1	2	1
	320190	Tanning Extracts Of Vegetable Origin; Tannins And Their Salts, Ethers, Esters	54.000		110.129	
	320300	Colouring Matter Of Vegetable Or Animal Origin, Including Dyeing Extracts Not Animal Black, W		34		607
	320411	Dyes; Disperse Dyes And Preparations Based Thereon	0	2	0	2
	320415	Dyes; Vat Dyes (including Those Usable In That State As Pigments) And Preparations Based The		27		25
	320416	Dyes; Reactive Dyes And Preparations Based Thereon	2	34	2	54
	320417	Dyes; Pigments And Preparations Based Thereon	27	1	3	1
	320419	Dyes; N.e.c., Including Mixtures Of Colouring Matter Of Two Or More Of Thos	28	0	52	1
	320420	Dyes; Synthetic Organic Products Of A Kind Used As Fluorescent Brightening	2	1	4	2
	320490	Dyes; Synthetic Organic Products N.e.c. In Heading No. 3204 (e.g. Of A Kind U	28	1	50	2
	320641	Colouring Matter; Ultramarine And Preparations Based Thereon	1		1	
	320650	Colouring Matter; Inorganic Products Of A Kind Used As Luminophores		7		14.727
	320710	Pigments; Prepared Pigments, Opacifiers, Colours And Similar Preparations	97	133	82	1.467
	320720	Enamels And Glazes; Vitrifiable Enamels And Glazes, Engobes (slips) And Similar Preparations		6		5
	320740	Glass; Glass Frit And Other Glass, In The Form Of Powder, Granules Or Flakes	1	11	1	11
	320810	Paints And Varnishes; Based On Polyesters, Dispersed Or Dissolved In A Non-aqueous Medium		37		73
	320890	Paints And Varnishes; Based On Polymers N.e.c. In Heading No. 3208, Dispersed Or Dissolved I		2		19
	320990	Paints And Varnishes; (based On Polymers Other Than Acrylic Or Vinyl), Dispersed Or Dissolvec		58		114
	321000	Paints And Varnishes; (including Enamels, Lacquers And Distempers), Prepare	1	3	13	2
	321210	Pigments; Of A Kind Used In The Manufacture Of Paints, Stamping Foils	9	27	85	1.912
	321290	Pigments; Of A Kind Used In The Manufacture Of Paints, Other Than Stampin	1		3	
	321410	Mastics; Painters' Fillings	10	1	23	2
	321511	Ink; For Printing, Black, Whether Or Not Concentrated Or Solid		13		387
	321519	Ink; For Printing, Other Than Black, Whether Or Not Concentrated Or Solid	4		3	
	321590	Ink; Writing, Drawing And Other Inks, N.e.c. In Heading No. 3215, Whether O	2	20	3	49
	330112	Oils, Essential; Of Orange (terpeneless Or Not), Including Concretes And Absc	1		1	
	330119	Oils, Essential; Of Citrus Fruits N.e.c. In Heading No. 3301 (terpeneless Or Not	1.800	10	18.900	32
	330125	Oils, Essential; Of Mints (excluding Peppermint), Terpeneless Or Not, Including Concretes And		2		2
	330129	Oils, Essential; N.e.c. In Heading No. 3301 (terpeneless Or Not), Including Cor	92.183	47	2.222.942	672
	330190	Oils, Essential; Concentrates In Fats, Fixed Oils, Waxes And The Like, Terpenic	102.665	272	5.276.177	10.934
	330210	Odoriferous Substances And Mixtures; Of A Kind Used In The Food Or Drink I	84	73	1.311	3.545
	330290	Odoriferous Substances And Mixtures; Used As Raw Materials In Industries O	68	54	607	154
	330300	Perfumes And Toilet Waters	57	240	1.509	376
	330410	Cosmetic And Toilet Preparations; Lip Make-up		10		174
	330420	Cosmetic And Toilet Preparations; Eye Make-up		5		74
	330499	Cosmetic And Toilet Preparations; N.e.c. In Heading No. 3304, For The Care C	1.810	2.942	102.294	120.600
	330510	Hair Preparations; Shampoos	65	21	629	234
	330590	Hair Preparations; N.e.c. In Heading No. 3305		26		565
	330610	Oral Or Dental Hygiene Preparations; Dentifrices	1	18	21	190
	330620	Oral Or Dental Hygiene Preparations; Yarn Used To Clean Between The Teeth (dental Floss)		15		2.426
	330690	Oral Or Dental Hygiene Preparations; Other Than Dentifrices		2		21
	330720	Perfumery, Cosmetic Or Toilet Preparations; Personal Deodorants And Antipe	2	4	209	446
	330741	Perfumes And Deodorizers; Perfuming Or Deodorizing Preparations For Rooms, Agarbatti And		3		133
	330749	Perfumes And Deodorizers; Perfuming Or Deodorizing Preparations For Roon	112	807	1.102	13.563
	330790	Perfumes And Deodorizers; Perfuming Or Deodorizing Preparations N.e.c. In Heading No. 3307		2		8
	340111	Soap And Organic Surface-active Products; In The Form Of Bars, Cakes, Moul	26	77	106	777
	340119	Soap And Organic Surface-active Products; In The Form Of Bars, Cakes, Moulded Shapes, And		1		1
	340120	Soap; In Forms N.e.c. In Item No. 3401.11	73	30	380	468
	340130	Organic Surface-active Products And Preparations For Washing The Skin, In The Form Of Liquid		3		58
	340290	Washing And Cleaning Preparations; Surface-active, Whether Or Not Contain	7	85	9	331
	340311	Lubricating Preparations; For The Treatment Of Textile And Similar Materials	11	314	32	2.494
	340319	Lubricating Preparations; (other Than For The Treatment Of Textile And Simil	10	80	51	84
	340399	Lubricating Preparations; Other Than For The Treatment Of Textile And Simil	24		806	

https://www.bps.go.id

Tabel 2. Ekspor Provinsi Asal Barang Dirinci Menurut Kode HS6 Digit, 2020—2021

Provinsi Asal	Kode HS 6	Deskripsi HS 6 Digit	Berat Bersih (Kg)		Nilai FOB (US$)	
			2020	2021	2020	2021
(1)	(2)	(3)	(4)	(5)	(6)	(7)
Aceh						
	340490	Waxes; Artificial And Prepared, Other Than Of Polyethylene Glycol	3		6	
	340530	Polishes, Creams And Similar Preparations; For Coachwork, Other Than Metal Polishes, Excludi		2		16
	340590	Polishes, Creams And Similar Preparations; N.e.c. In Heading No. 3405, Excluding Waxes Of He		24		170
	340600	Candles, Tapers And The Like	18	10	422	103
	350300	Gelatin (including Gelatin In Rectangular Sheets, Whether Or Not Surface-worked Or Coloured)		3		3
	350610	Glues Or Adhesives; Prepared, Products Suitable For Use As Glues Or Adhesiv	11		113	
	350691	Adhesives; Prepared, Based On Polymers Of Heading 3901 To 3913 Or On Rubber		4		89
	350699	Glues And Other Adhesives; Prepared, N.e.c. In Heading No. 3506, Not Excee	46	52	168	39
	360690	Ferro-cerium And Other Pyrophoric Alloys In All Forms; Articles Of Combustib	2		2	
	370130	Photographic Plates And Film; In The Flat, Sensitised, Unexposed, With Any S	4		43	
	370298	Photographic Film; Other Than For Colour Photography, In Rolls, Sensitised, Unexposed, Of A V		1		75
	370310	Photographic Paper, Paperboard And Textiles; In Rolls, Sensitised, Unexposed	1		106	
	380210	Carbon; Activated	10	3	10	4
	380510	Terpenic Oils; Gum, Wood Or Sulphate Turpentine Oils	1.590.000	1.460.000	3.091.600	5.058.200
	380610	Rosin And Resin Acids	4.608.640	5.108.740	4.885.504	7.654.870
	380859	Insecticides, Rodenticides, Fungicides, Disinfectants, Herbicides And The Like,	1	19	3	3.120
	380861	Insecticides And The Like; Containing Goods Specified In Subheading Note 2 To This Chapter; In		11		37
	380894	Disinfectants; Other Than Containing Goods Specified In Subheading Note 1 In This Chapter; Pu		1		1
	380991	Finishing Agents And Dye Carriers; To Accelerate Dyeing Or Fixing Of Dye-stuf	2	25	1	41
	381090	Fluxes And Other Auxiliary Preparations; For Soldering, Brazing Or Welding, C	199	584	1.918	1.377
	381121	Lubricating Oil Additives; Containing Petroleum Oils Or Oils Obtained From Bi	18		19	
	381210	Rubber Accelerators; Prepared		6		12
	381220	Plasticisers, Compound; For Rubber Or Plastics		80		42
	381239	Anti-oxidising Preparations And Other Compound Stabilisers; For Rubber Or P	10	33	149	18
	381700	Mixed Alkylbenzenes And Mixed Alkylnaphthalenes, Other Than Those Of Heading No. 2707 O		8		10
	381800	Chemical Elements; Doped For Use In Electronics, In The Form Of Discs, Wafers Or Similar Form		60		32
	381900	Hydraulic Fluids; For Brakes And Other Prepared Liquids For Hydraulic Transmission, Not Conta		16		7
	382311	Industrial Monocarboxylic Fatty Acids, Acid Oils From Refining; Stearic Acid	2		1	
	382319	Industrial Monocarboxylic Fatty Acids; Acid Oils From Refining; (other Than Stearic Acid, Oleic A		1		1
	382410	Binders, Prepared; For Foundry Moulds Or Cores		16		1.773
	382440	Cements, Mortars Or Concretes; Their Prepared Additives	34	6	9	3
	382450	Mortars And Concretes; Non-refractory	14	21	1	2
	382499	Chemical Products, Mixtures And Preparations; N.e.c. Heading 3824	1	58	1	29
	390190	Ethylene Polymers; In Primary Forms, N.e.c. In Heading No. 3901	29	26	1.019	41
	390210	Propylene, Other Olefin Polymers; Polypropylene In Primary Forms	56	1	87	1
	390230	Propylene, Other Olefin Polymers; Propylene Copolymers In Primary Forms		3		12
	390330	Styrene Polymers; Acrylonitrile-butadiene-styrene (abs) Copolymers, In Primary Forms		25		196
	390390	Styrene Polymers; In Primary Forms, N.e.c. In Heading No. 3903		4		9
	390410	Vinyl Chloride, Other Halogenated Olefin Polymers; Poly(vinyl Chloride), Not I	2		4	
	390519	Poly(vinyl Acetate); (other Than In Aqueous Dispersion), In Primary Forms	11	5	85	42
	390610	Acrylic Polymers; Poly(methyl Methacrylate), In Primary Forms		1		493
	390690	Acrylic Polymers; (other Than Polymethyl Methacrylate), In Primary Forms	17	183	47	378
	390710	Polyacetals; In Primary Forms		1		2
	390730	Epoxide Resins; In Primary Forms	5	38	9	104
	390799	Polyesters; N.e.c. In Heading No. 3907, Saturated, In Primary Forms	1.070	146	2.359	286
	390939	Amino-resins; N.e.c. In Heading No. 3909, In Primary Forms, Other Than Poly	100		959	
	390940	Phenolic Resins; In Primary Forms		1		2
	390950	Polyurethanes; In Primary Forms	28	6	56	26
	391000	Silicones; In Primary Forms	1	24	40	61
	391220	Cellulose Nitrates (including Collodions); In Primary Forms	2	1	10	15
	391231	Cellulose Ethers; Carboxymethylcellulose And Its Salts, In Primary Forms	200		80	
	391690	Plastics; Monofilament, Of Plastics N.e.c. In Heading No. 3916, Cross-sectiona	20		21	
	391710	Plastics; Artificial Guts (sausage Casings) Of Hardened Protein Or Of Cellulosic Materials		20		0
	391729	Plastics; Tubes, Pipes And Hoses Thereof, Rigid, Of Plastics N.e.c. In Heading I	16	7	301	17
	391732	Plastics; Tubes, Pipes And Hoses Thereof, Other Than Those Of Item No. 3917	1	43	1	1.148
	391739	Plastics; Tubes, Pipes And Hoses Thereof, N.e.c. In Item No. 3917.30	8		58	
	391740	Plastics; Tube, Pipe And Hose Fittings (e.g. Joints, Elbows, Flanges)	47	66	288	98
	391810	Floor, Wall Or Ceiling Coverings; Of Polymers Of Vinyl Chloride, Whether Or Not Self-adhesive,		1		2
	391910	Plastics; Plates, Sheets, Film, Foil, Tape, Strip, Other Flat Shapes Thereof, Self	18		1.038	
	391990	Plastics; Plates, Sheets, Film, Foil, Tape, Strip, Other Flat Shapes Thereof, Self	205	15	590	102

https://aceh.bps.go.id

Tabel 2. Ekspor Provinsi Asal Barang Dirinci Menurut Kode HS6 Digit, 2020—2021

Provinsi Asal	Kode HS 6	Deskripsi HS 6 Digit	Berat Bersih (Kg)		Nilai FOB (US$)	
			2020	2021	2020	2021
(1)	(2)	(3)	(4)	(5)	(6)	(7)
Aceh						
	392010	Plastics; Plates, Sheets, Film, Foil And Strip (not Self-adhesive), Of Polymers C	348	2	2.253	12
	392020	Plastics; Of Polymers Of Propylene, Plates, Sheets, Film, Foil And Strip (not Se	73	59	78	22
	392049	Plastics; Polymers Of Vinyl Chloride, Containing By Weight, Less Than 6% Of P	2		11	
	392059	Plastics; Of Acrylic Polymers (excluding Polymethyl Methacrylate), Plates, Sheets, Film, Foil Anc		1		5
	392062	Plastics; Plates, Sheets, Film, Foil And Strip (not Self-adhesive), Of Poly(ethylene Terephthalate		1		1
	392069	Plastics; Plates, Sheets, Film, Foil And Strip (not Self-adhesive), Of Polyesters	14	13	236	36
	392091	Plastics; Plates, Sheets, Film, Foil And Strip (not Self-adhesive), Of Poly(vinyl Butyral), Non-cellu		91		406
	392092	Plastics; Plates, Sheets, Film, Foil And Strip (not Self-adhesive), Of Polyamides	20		61	
	392099	Plastics; Plates, Sheets, Film, Foil And Strip (not Self-adhesive), Of Plastics N.e	24	7	131	13
	392111	Plastics; Plates, Sheets, Film, Foil And Strip, Of Polymers Of Styrene, Cellular		14		334
	392113	Plastics; Plates, Sheets, Film, Foil And Strip, Of Polyurethanes, Cellular	5	1	151	2
	392190	Plastics; Plates, Sheets, Film, Foil And Strip, Other Than Cellular	0	107	399	2.428
	392310	Plastics; Boxes, Cases, Crates And Similar Articles For The Conveyance Or Pac	56	245	609	4.603
	392321	Ethylene Polymers; Sacks And Bags (including Cones), For The Conveyance Or	2	14	8	110
	392329	Plastics; Sacks And Bags (including Cones), For The Conveyance Or Packing Of	4	4	14	6
	392330	Plastics; Carboys, Bottles, Flasks And Similar Articles, For The Conveyance Or	77	95	538	1.513
	392350	Plastics; Stoppers, Lids, Caps And Other Closures, For The Conveyance Or Pac	14	11	14	932
	392390	Plastics; Articles For The Conveyance Or Packing Of Goods N.e.c. In Heading N	93	165	100	11.291
	392410	Plastics; Tableware And Kitchenware	2		5	
	392490	Plastics; Household Articles And Hygienic Or Toilet Articles	1	11	3	27
	392610	Plastics; Office Or School Supplies	104	26	749	152
	392620	Plastics; Articles Of Apparel And Clothing Accessories (including Gloves, Mitte	1	23	2	877
	392630	Plastics; Fittings For Furniture, Coachwork Or The Like		1		23
	392640	Plastics; Statuettes And Other Ornamental Articles		4		49
	392690	Plastics; Other Articles N.e.c. In Chapter 39	1.300	627	41.459	18.397
	400211	Rubber; Synthetic, Styrene-butadiene Rubber (sbr) And Carboxylated Styrene-butadiene Rubbe		32		65
	400219	Rubber; Synthetic, Styrene-butadiene Rubber (sbr) And Carboxylated Styrene-butadiene Rubbe		8		14
	400270	Rubber; Synthetic, Ethylene-propylene-non-conjugated Diene Rubber (epdm)	35		158	
	400300	Rubber; Reclaimed Rubber, In Primary Forms Or In Plates, Sheets Or Strip	132		11.801	
	400400	Rubber; Waste, Parings And Scrap Of Rubber (other Than Hard Rubber) And F	6		7	
	400510	Rubber; Unvulcanised, Compounded With Carbon Black Or Silica, In Primary F	26	17	40	388
	400599	Rubber; Unvulcanised, (compounded Other Than With Carbon Black Or Silica	1		1	
	400690	Rubber; Unvulcanised, Other Than Camel Back Strips For Retreading Rubber	60	39	437	447
	400911	Rubber; Vulcanised (other Than Hard Rubber), Tubing, Piping And Hoses, Not	80		1.341	
	400912	Rubber; Vulcanised (other Than Hard Rubber), Tubing, Piping And Hoses, Not	399	10	9.871	163
	400921	Rubber; Vulcanised (other Than Hard Rubber), Tubing, Piping And Hoses, Reinforced Or Other		4		25
	400931	Rubber; Vulcanised (other Than Hard Rubber), Tubing, Piping And Hoses, Rei	2	19	1	318
	400941	Rubber; Vulcanised (other Than Hard Rubber), Tubing, Piping And Hoses, Reinforced Or Other		2		3
	400942	Rubber; Vulcanised (other Than Hard Rubber), Tubing, Piping And Hoses, Rei	36		656	
	401012	Rubber; Vulcanised, Conveyor Belts Or Belting, Reinforced Only With Textile Materials		7		206
	401120	Rubber; New Pneumatic Tyres, Of A Kind Used On Buses Or Lorries		1		1
	401140	Rubber; New Pneumatic Tyres, Of A Kind Used On Motorcycles	78		437	
	401150	Rubber; New Pneumatic Tyres, Of A Kind Used On Bicycles	287		712	
	401190	Rubber; New Pneumatic Tyres, Of A Kind Used On Light Commercial Vehicles	85		26	
	401212	Retreaded Tyres; Of A Kind Used On Motor Buses Or Lorries	7		196	
	401220	Rubber; Used Pneumatic Tyres		66		0
	401290	Rubber; Tyres N.e.c. In Heading No. 4012	31	39	321	819
	401610	Rubber; Vulcanised (other Than Hard Rubber), Moulded Rubber Mats And M	2	10	61	100
	401691	Rubber; Vulcanised (other Than Hard Rubber), Floor Coverings And Mats, Of	5		182	
	401693	Rubber; Vulcanised (other Than Hard Rubber), Gaskets, Washers And Other S	11	29	325	3.842
	401699	Rubber; Vulcanised (other Than Hard Rubber), Articles N.e.c. In Heading No.	26	148	560	5.320
	410799	Leather; Further Prepared After Tanning Or Crusting, Incl. Parchment-dressed	30	2	2.231	35
	411390	Leather; Further Prepared After Tanning Or Crusting, Including Parchment-dressed Leather, Of		1		24
	420100	Saddlery And Harness; For Any Animal (including Traces, Leads, Knee Pads, M	824		99.764	
	420211	Cases And Containers; Trunks, Suit-cases, Vanity-cases, Executive-cases, Brief	18	1	70	122
	420212	Cases And Containers; Trunks, Suit-cases, Vanity-cases, Executive-cases, Brief-cases, School Sat		32		688
	420219	Cases And Containers; Trunks, Suit-cases, Vanity-cases, Executive-cases, Brief-cases, School Sat		23		190
	420221	Cases And Containers; Handbags (whether Or Not With Shoulder Strap And Including Those W		21		8.199
	420222	Cases And Containers; Handbags (whether Or Not With Shoulder Strap And I	8	275	2.149	20.667
	420229	Cases And Containers; Handbags (whether Or Not With Shoulder Strap And Including Those W		420		43.089

https://aceh.bps.go.id

Tabel 2. Ekspor Provinsi Asal Barang Dirinci Menurut Kode HS6 Digit, 2020—2021

Provinsi Asal	Kode HS 6	Deskripsi HS 6 Digit	Berat Bersih (Kg)		Nilai FOB (US$)	
			2020	2021	2020	2021
(1)	(2)	(3)	(4)	(5)	(6)	(7)
Aceh						
	420231	Cases And Containers; Of A Kind Normally Carried In The Pocket Or In The Handbag, With Oute		1		28
	420232	Cases And Containers; Of A Kind Normally Carried In The Pocket Or In The Ha	6		44	
	420299	Cases And Containers; N.e.c. In Heading 4202, Of Vulcanised Fibre Or Of Pape	128	828	893	57.598
	420310	Apparel; Articles Of Apparel, Of Leather Or Of Composition Leather		5		133
	420330	Clothing Accessories; Belts And Bandoliers, Of Leather Or Of Composition Leather		2		802
	420340	Clothing Accessories; Of Leather Or Of Composition Leather, N.e.c. In Heading No. 4203		24		90
	420500	Leather Articles; N.e.c. In Chapter 42, Of Leather Or Composition Leather		76		16.138
	440290	Wood; Charcoal Of Wood Other Than Bamboo (including Shell Or Nut Charco	212.465	41.876	47.978	10.472
	441911	Tableware And Kitchenware, Of Wood; Of Bamboo, Bread Boards, Chopping Boards And Simila		2		23
	441919	Tableware And Kitchenware, Of Wood; Of Bamboo, N.e.c. In Heading 4419		3		51
	442090	Wood; Marquetry And Inlaid Wood, Caskets And Cases For Jewellery Or Cutle	5	22	26	132
	442110	Wood; Clothes Hangers	3	3	9	4
	442191	Wood; Of Bamboo, Articles N.e.c. In Heading No. 4414 To 4420 (excluding Clothes Hangers)		1		41
	442199	Wood; Not Of Bamboo, Articles N.e.c. In Heading No. 4414 To 4420 (excluding Clothes Hanger		1		21
	460122	Plaiting Materials, Plaits And Similar Products Of Plaiting Materials; Mats, Matting And Screens		33		211
	460129	Plaiting Materials, Plaits And Similar Products Of Plaiting Materials; Mats, Ma	5	58	20	59
	460193	Plaiting Materials, Plaits And Similar Products Of Plaiting Materials; (not Mats, Matting Or Scre		188		3.959
	460194	Plaiting Materials, Plaits And Similar Products Of Plaiting Materials; (not Mats, Matting Or Scre		20		169
	460212	Basketwork, Wickerwork And Other Articles; Of Rattan, Made Directly To Sha	23	91	113	1.530
	460219	Basketwork, Wickerwork And Other Articles; Of Vegetable Materials (not Bamboo Or Rattan), I		20		206
	460290	Basketwork, Wickerwork And Other Articles; Of Non-vegetable Materials, Ma	1	139	43	604
	470620	Pulp; Of Fibres Derived From Recovered (waste And Scrap) Paper Or Paperbo	2		1	
	480100	Newsprint; Made Of Fibres Obtained Essentially By A Chemi-mechanical Process Or Of A Weigh		5		10
	481710	Paper And Paperboard; Envelopes		1		10
	481910	Paper And Paperboard; Cartons, Boxes And Cases, Of Corrugated Paper Or Pa	85	422	1.188	7.190
	481920	Paper And Paperboard; Folding Cartons, Boxes And Cases, Of Non-corrugated	84	126	930	1.967
	481930	Paper And Paperboard; Sacks And Bags Of Paper, Paperboard, Cellulose Wad	4	40	17	75
	481940	Paper And Paperboard; Sacks And Bags, Including Cones, Of Paper, Paperboa	35	60	28	411
	481950	Paper And Paperboard; Packing Containers, Including Record Sleeves, Of Pap	32	10	1.395	285
	481960	Paper And Paperboard; Box Files, Letter Trays, Storage Boxes And Similar Art	1	1	2	2
	482010	Paper And Paperboard; Registers, Account Books, Note Books, Order Books, I	5	18	3	50
	482020	Paper And Paperboard; Exercise Books	10		107	
	482030	Paper And Paperboard; Binders, Folders And File Covers	0	11	0	92
	482050	Paper And Paperboard; Albums For Samples Or For Collections	58	7	131	131
	482090	Paper Or Paperboard; Stationery N.e.c. In Heading No. 4820	104	43	335	1.370
	490110	Printed Matter; In Single Sheets, Whether Or Not Folded	93	68	912	538
	490191	Printed Matter; Dictionaries, Encyclopaedias And Serial Instalments Thereof		170		4.036
	490199	Printed Matter; Books, Brochures, Leaflets And Similar Printed Matter N.e.c.	438	978	3.931	11.745
	490290	Newspapers, Journals And Periodicals; Whether Or Not Illustrated Or Containing Advertising M		37		279
	490700	Unused Postage, Revenue Or Similar Stamps Of Current Or New Issue In The Country In Which		6		26
	490810	Printed Matter; Transfers (decalcomanias), Vitrifiable	4	22	5	1.054
	490890	Printed Matter; Transfers (decalcomanias), Other Than Vitrifiable	22	18	379	187
	490900	Printed Or Illustrated Postcards; Printed Cards Bearing Personal Greetings, M	16	66	247	8.734
	491000	Calendars; Printed, Of Any Kind, Including Calendar Blocks	267	8	3.591	11
	491110	Printed Matter; Trade Advertising Material, Commercial Catalogues And The	151	56	1.917	3.953
	491191	Printed Matter; Pictures, Designs And Photographs, N.e.c. In Item No. 4911.1	1	39	1	2.702
	491199	Printed Matter; N.e.c. In Heading No. 4911	141	139	1.891	1.856
	510720	Yarn; Of Combed Wool, Containing Less Than 85% By Weight Of Wool, Not Pu	1		1	
	510990	Yarn; Of Wool Or Of Fine Animal Hair, Containing Less Than 85% By Weight O	31		291	
	520100	Cotton; Not Carded Or Combed		1		1
	520210	Cotton; Yarn Waste (including Thread Waste)	4	2	5	16
	520419	Cotton; Sewing Thread, Containing Less Than 85% By Weight Of Cotton, Not Put Up For Retail		19		647
	520511	Cotton Yarn; (not Sewing Thread), Single, Of Uncombed Fibres, 85% Or More By Weight Of Cot		1		1
	520512	Cotton Yarn; (not Sewing Thread), Single, Of Uncombed Fibres, 85% Or More By Weight Of Cot		98		26
	520811	Fabrics, Woven; Containing 85% Or More By Weight Of Cotton, Unbleached,	2		2	
	520819	Fabrics, Woven; Containing 85% Or More By Weight Of Cotton, Unbleached,	4		3	
	520821	Fabrics, Woven; Containing 85% Or More By Weight Of Cotton, Bleached, Pla	2		2	
	520829	Fabrics, Woven; Containing 85% Or More By Weight Of Cotton, Bleached, Of	34	11	829	11
	520839	Fabrics, Woven; Containing 85% Or More By Weight Of Cotton, Dyed, Of Weaves N.e.c. In Item		1		4
	520851	Fabrics, Woven; Containing 85% Or More By Weight Of Cotton, Printed, Plain	19	2	392	21

Tabel 2. Ekspor Provinsi Asal Barang Dirinci Menurut Kode HS6 Digit, 2020—2021

Provinsi Asal	Kode HS 6	Deskripsi HS 6 Digit	Berat Bersih (Kg)		Nilai FOB (US$)	
			2020	2021	2020	2021
(1)	(2)	(3)	(4)	(5)	(6)	(7)
Aceh						
	520859	Fabrics, Woven; Containing 85% Or More By Weight Of Cotton, Printed, Of W	7		58	
	520911	Fabrics, Woven; Containing 85% Or More By Weight Of Cotton, Unbleached,	2		3	
	521211	Fabrics, Woven; Of Cotton, Unbleached, Weighing Not More Than 200g/m2,	10	1	48	1
	521221	Fabrics, Woven; Of Cotton, Unbleached, Weighing More Than 200g/m2, N.e.	1		1	
	530500	Coconut, Abaca (manila Hemp Or Musa Textilis Nee), Ramie And Other Vegetable Textile Fibre		5		3
	540110	Sewing Thread; Of Synthetic Filaments, Whether Or Not Put Up For Retail Sale		1		21
	540339	Yarn, Artificial; Filament, Monofilament (less Than 67 Decitex), Single, N.e.c. I	83	57	4.434	2.934
	540349	Yarn, Artificial; Filament, Monofilament (less Than 67 Decitex), Multiple (fold	38	72	55	633
	540710	Fabrics, Woven; From High Tenacity Yarn, Of Nylon, Other Polyamides Or Of I	20	3	39	4
	540752	Fabrics, Woven; Containing 85% Or More By Weight Of Textured Polyester Fi	4	4	9	3
	540769	Fabrics, Woven; Containing Less Than 85% By Weight Of Non-textured Polyester Filaments		32		0
	540793	Fabrics, Woven; Of Synthetic Filament Yarn, Of Yarns Of Different Colours, N.e.c. In Heading No		2		33
	540794	Fabrics, Woven; Of Synthetic Filament Yarn, Printed, N.e.c. In Heading No. 54	599	1.493	2.775	33.370
	550510	Fibres; Waste (including Noils, Yarn Waste And Garnetted Stock), Of Synthetic Fibres		4		46
	551011	Yarn; (not Sewing Thread), Single, Of Artificial Staple Fibres, Containing 85% Or More By Weigh		0		2
	551090	Yarn; (not Sewing Thread), Of Artificial Staple Fibres, Mixed Mainly Or Solely	6	8	4	130
	551313	Fabrics, Woven; Of Polyester Staple Fibres, Containing Less Than 85% By Wei	63		253	
	551599	Fabrics, Woven; Of Synthetic Staple Fibres N.e.c. In Chapter 55, Mixed Mainly Or Solely With Fi		4		6
	560750	Twine, Cordage, Ropes, Cables; Of Synthetic Fibres Other Than Polyethylene Or Polypropylene		25		235
	560790	Twine, Cordage, Ropes, Cables; Of Materials N.e.c. In Heading No. 5607, Whether Or Not Plaite		1		91
	560819	Twine, Cordage Or Rope; Knotted Netting, For Other Than Fishing, Of Man-made Textile Mater		63		3.165
	560890	Twine, Cordage Or Rope; Knotted Netting, Of Other Than Man-made Textiles		68		3.457
	570110	Carpets And Other Textile Floor Coverings; Knotted, Of Wool Or Fine Animal Hair, Whether Or		3		73
	570250	Carpets And Other Textile Floor Coverings; Woven, (not Tufted Or Flocked), Not Of Pile Constru		3		24
	570310	Carpets And Other Textile Floor Coverings; Tufted, Of Wool Or Fine Animal H	26		201	
	570390	Carpets And Other Textile Floor Coverings; Tufted, Of Textile Materials (other	24	10	22	18
	570490	Carpets And Other Textile Floor Coverings; Of Felt, (not Tufted Or Flocked), Ir	73	18	281	7
	570500	Carpets And Other Textile Floor Coverings; N.e.c. In Chapter 57, Whether Or	4	88	21	638
	580230	Fabrics; Tufted Textile Fabrics, Excluding Products Of Heading No. 5703		1		111
	580620	Fabrics; Narrow (excluding Pile Fabrics), Containing By Weight 5% Or More Of Elastomeric Yarr		1		13
	580631	Fabrics; Narrow Woven Fabrics, N.e.c. In Heading No. 5806, Of Cotton (excluding Goods Of He		1		2
	580639	Fabrics; Narrow Woven Fabrics, N.e.c. In Heading No. 5806, Of Textile Materials N.e.c. In Item		2		15
	580790	Labels, Badges And Similar Articles; (other Than Woven), Of Textile Materials	68	292	1.453	16.671
	581099	Embroidery; With Visible Ground, Of Textile Materials (other Than Cotton An	1	2	7	8
	590110	Textile Fabrics; Coated With Gum Or Amylaceous Substances, Of A Kind Used	159	38	1.436	506
	590190	Textile Fabrics; Coated With Gum Or Amylaceous Substances, Tracing Cloth, I	82	756	1.328	7.426
	590210	Textile Fabrics; Tyrecord Of High Tenacity Yarn Of Nylon Or Other Polyamides		2		0
	590310	Textile Fabrics; Impregnated, Coated, Covered Or Laminated With Poly(vinyl	1	7	1	8
	590320	Textile Fabrics; Impregnated, Coated, Covered Or Laminated With Polyurethane		1		5
	590390	Textile Fabrics; Impregnated, Coated, Covered Or Laminated With Plastics, (excluding Polyvinyl		5		43
	590500	Textile Wall Coverings Of Fabrics Impregnated, Coated, Covered Or Laminated		63		405
	590610	Textile Fabrics, Rubberised; (excluding Those Of Heading No. 5902), Adhesive	26		2	
	591131	Textiles; Fabrics And Felts, Endless Or Fitted With Linking Devices, Of A Kind	1		8	
	600240	Fabrics; Knitted Or Crocheted, Other Than Those Of Heading 60.01, Of A Width Not Exceeding		15		11
	600290	Fabrics; Knitted Or Crocheted, Other Than Those Of Heading 60.01, Of A Wid	49	260	98	3.048
	600490	Fabrics; Knitted Or Crocheted, Other Than Those Of Heading 60.01, Of A Width Exceeding 30 C		85		412
	600522	Fabrics; Warp Knit (including Those Made On Galloon Knitting Machines), Other Than Those Of		28		141
	600610	Fabrics; Knitted Or Crocheted Fabrics, Other Than Those Of Headings 60.01 T	5		5	
	600624	Fabrics; Knitted Or Crocheted Fabrics, Other Than Those Of Headings 60.01 To 60.04, Of Cotto		1		21
	600631	Fabrics; Knitted Or Crocheted Fabrics, Other Than Those Of Headings 60.01 T	5		5	
	600633	Fabrics; Knitted Or Crocheted Fabrics, Other Than Those Of Headings 60.01 T	733	115	778	123
	600690	Fabrics; Knitted Or Crocheted Fabrics, Other Than Those Of Headings 60.01 To 60.04,and Othe		150		1.308
	610120	Coats; Men's Or Boys' Overcoats, Car-coats, Capes, Anoraks, Wind-jackets And Similar Articles,		1		102
	610190	Coats; Men's Or Boys' Overcoats, Car-coats, Capes, Anoraks, Wind-jackets An	2		12	
	610290	Coats; Women's Or Girls' Overcoats, Car-coats, Capes, Anoraks, Wind-jackets And Similar Artic		41		409
	610322	Ensembles; Men's Or Boys', Of Cotton, Knitted Or Crocheted		10		410
	610332	Jackets And Blazers; Men's Or Boys', Of Cotton, Knitted Or Crocheted		1		124
	610342	Trousers, Bib And Brace Overalls, Breeches And Shorts; Men's Or Boys', Of Cotton, Knitted Or		3		373
	610349	Trousers, Bib And Brace Overalls, Breeches And Shorts; Men's Or Boys', Of Te	3	80	32	2.913
	610419	Suits; Women's Or Girls', Of Textile Materials (other Than Synthetic Fibres), K	2	75	7	881

Tabel 2. Ekspor Provinsi Asal Barang Dirinci Menurut Kode HS6 Digit, 2020—2021

Provinsi Asal	Kode HS 6	Deskripsi HS 6 Digit	Berat Bersih (Kg)		Nilai FOB (US$)	
			2020	2021	2020	2021
(1)	(2)	(3)	(4)	(5)	(6)	(7)
Aceh						
	610443	Dresses; Women's Or Girls', Of Synthetic Fibres, Knitted Or Crocheted		5		23
	610449	Dresses; Women's Or Girls', Of Textile Materials (other Than Wool Or Fine Animal Hair, Cotton		269		2.789
	610459	Skirts And Divided Skirts; Women's Or Girls', Of Textile Materials (other Than Wool Or Fine Ani		46		1.106
	610462	Trousers, Bib And Brace Overalls, Breeches And Shorts; Women's Or Girls', Of Cotton, Knitted (		6		511
	610469	Trousers, Bib And Brace Overalls, Breeches And Shorts; Women's Or Girls', Of	4	245	107	837
	610510	Shirts; Men's Or Boys', Of Cotton, Knitted Or Crocheted	1	76	45	1.764
	610590	Shirts; Men's Or Boys', Of Textile Materials (other Than Cotton Or Man-made	5	372	56	1.903
	610610	Blouses, Shirts And Shirt-blouses; Women's Or Girls', Of Cotton, Knitted Or Crocheted		3		23
	610690	Blouses, Shirts And Shirt-blouses; Women's Or Girls', Of Textile Materials (oth	55	513	266	5.479
	610711	Underpants And Briefs; Men's Or Boys', Of Cotton, Knitted Or Crocheted	1		50	
	610719	Underpants And Briefs; Men's Or Boys', Of Textile Materials (other Than Cott	24	1	70	31
	610829	Briefs And Panties; Women's Or Girls', Of Textile Materials (other Than Cotton Or Man-made F		1		1
	610839	Nightdresses And Pyjamas; Women's Or Girls', Of Textile Materials (other Than Cotton Or Man		26		84
	610899	Negligees, Bathrobes, Dressing Gowns And Similar Articles; Women's Or Girls', Of Textile Mate		10		279
	610910	T-shirts, Singlets And Other Vests; Of Cotton, Knitted Or Crocheted	4	95	160	1.311
	610990	T-shirts, Singlets And Other Vests; Of Textile Materials (other Than Cotton), K	65	663	703	9.497
	611020	Jerseys, Pullovers, Cardigans, Waistcoats And Similar Articles; Of Cotton, Knit	1		4	
	611090	Jerseys, Pullovers, Cardigans, Waistcoats And Similar Articles; Of Textile Materials (other Than		10		203
	611120	Garments And Clothing Accessories; Babies', Of Cotton, Knitted Or Crocheted		1		6
	611190	Garments And Clothing Accessories; Babies', Of Textile Materials (other Than Cotton Or Synthe		56		413
	611212	Track Suits; Of Synthetic Fibres, Knitted Or Crocheted		1		4
	611249	Swimwear; Women's Or Girls', Of Textile Materials (other Than Synthetic Fibres), Knitted Or Cr		35		2.374
	611490	Garments; Of Textile Materials (other Than Cotton Or Man-made Fibres), Kni	64	1.917	4.820	24.128
	611510	Graduated Compression Hosiery (for Example, Stockings For Varicose Veins), Knitted Or Croche		1		1
	611529	Hosiery; Panty Hose And Tights (other Than Graduated Compression Hosiery)	4	12	3.343	1.724
	611599	Hosiery And Footwear; Without Applied Soles, Of Textile Materials N.e.c. In Item No. 6115.9, K		2		8
	611610	Gloves, Mittens And Mitts; Knitted Or Crocheted, Impregnated, Coated Or Co	76	5	675	202
	611693	Gloves, Mittens And Mitts; Of Synthetic Fibres, Knitted Or Crocheted, (other Than Impregnated		100		3.303
	611699	Gloves, Mittens And Mitts; Of Textile Materials (other Than Wool Or Fine Ani	1	8	73	169
	611710	Shawls, Scarves, Mufflers, Mantillas, Veils And The Like; Knitted Or Crocheted	11	202	637	2.328
	611780	Clothing Accessories; Knitted Or Crocheted, N.e.c. In Heading No. 6117	101	296	1.444	1.353
	620312	Suits; Men's Or Boys', Of Synthetic Fibres (not Knitted Or Crocheted)		20		1.881
	620319	Suits; Men's Or Boys', Of Textile Materials N.e.c. In Item No. 6203.1 (not Knitted Or Crocheted)		14		1.787
	620322	Ensembles; Men's Or Boys', Of Cotton (not Knitted Or Crocheted)		9		108
	620332	Jackets And Blazers; Men's Or Boys', Of Cotton (not Knitted Or Crocheted)		4		556
	620339	Jackets And Blazers; Men's Or Boys', Of Textile Materials N.e.c. In Item No. 6203.3 (not Knitted		1		21
	620342	Trousers, Bib And Brace Overalls, Breeches And Shorts; Men's Or Boys', Of Cotton (not Knitted		4		272
	620349	Trousers, Bib And Brace Overalls, Breeches And Shorts; Men's Or Boys', Of Te	14	9	552	541
	620412	Suits; Women's Or Girls', Of Cotton (not Knitted Or Crocheted)	330	21	1.160	452
	620413	Suits; Women's Or Girls', Of Synthetic Fibres (not Knitted Or Crocheted)	1	41	1	650
	620419	Suits; Women's Or Girls', Of Textile Materials N.e.c. In Item No. 6204.1 (not Knitted Or Crochet		1		52
	620432	Jackets And Blazers; Women's Or Girls', Of Cotton (not Knitted Or Crocheted)		1		103
	620442	Dresses; Women's Or Girls', Of Cotton (not Knitted Or Crocheted)		4		5
	620449	Dresses; Women's Or Girls', Of Textile Materials N.e.c. In Item No. 6204.4 (nc	53	887	723	10.389
	620452	Skirts And Divided Skirts; Women's Or Girls', Of Cotton (not Knitted Or Crocheted)		0		94
	620462	Trousers, Bib And Brace Overalls, Breeches And Shorts; Women's Or Girls', Of Cotton (not Knitt		11		380
	620469	Trousers, Bib And Brace Overalls, Breeches And Shorts; Women's Or Girls', Of	2	103	7	2.207
	620520	Shirts; Men's Or Boys', Of Cotton (not Knitted Or Crocheted)		37		225
	620530	Shirts; Men's Or Boys', Of Man-made Fibres (not Knitted Or Crocheted)		1		46
	620590	Shirts; Men's Or Boys', Of Textile Materials N.e.c. In Heading No. 6205 (not Knitted Or Crochet		1		21
	620630	Blouses, Shirts And Shirt-blouses; Women's Or Girls', Of Cotton (not Knitted (	1	2	5	5
	620640	Blouses, Shirts And Shirt-blouses; Women's Or Girls', Of Man-made Fibres (not Knitted Or Croc		4		44
	620690	Blouses, Shirts And Shirt-blouses; Women's Or Girls', Of Textile Materials N.e	460	701	5.485	12.119
	620799	Singlets And Other Vests, Bathrobes, Dressing Gowns And Similar Articles; M	3		21	
	620899	Singlets And Other Vests, Briefs, Panties, Negligees, Bathrobes, Dressing Gowns And Similar Ar		24		375
	620920	Garments And Clothing Accessories; Babies', Of Cotton (not Knitted Or Crocheted)		7		106
	620990	Garments And Clothing Accessories; Babies', Of Textile Materials Other Than Cotton Or Synthe		17		418
	621050	Garments; Women's Or Girls', N.e.c. In Item No. 6210.3, Of The Fabrics Of Heading No. 5602, 5		5		205
	621112	Swimwear; Women's Or Girls', (not Knitted Or Crocheted)		11		191
	621142	Track Suits And Other Garments N.e.c.; Women's Or Girls', Of Cotton (not Kni	1	469	530	1.690

https://aceh.bps.go.id

Tabel 2. Ekspor Provinsi Asal Barang Dirinci Menurut Kode HS6 Digit, 2020—2021

Provinsi Asal	Kode HS 6	Deskripsi HS 6 Digit	Berat Bersih (Kg)		Nilai FOB (US$)	
			2020	2021	2020	2021
(1)	(2)	(3)	(4)	(5)	(6)	(7)
Aceh						
	621143	Track Suits And Other Garments N.e.c.; Women's Or Girls', Of Man-made Fibres (not Knitted O		50		208
	621149	Track Suits And Other Garments N.e.c.; Women's Or Girls', Of Textile Materials N.e.c. In Item N		2		63
	621210	Brassieres; Whether Or Not Knitted Or Crocheted		11		273
	621290	Braces, Suspenders, Garters And Similar Articles; Whether Or Not Knitted Or Crocheted, N.e.c.		1		39
	621490	Shawls, Scarves, Mufflers, Mantillas, Veils And The Like; Of Textile Materials N.e.c. In Heading I		115		474
	621600	Gloves, Mittens And Mitts (not Knitted Or Crocheted)	4		120	
	621710	Clothing Accessories; Other Than Those Of Heading No. 6212 (not Knitted Or	1	193	2	1.090
	621790	Clothing; Parts Of Garments Or Of Clothing Accessories, Other Than Those Of Heading No. 621		2		144
	630190	Blankets And Travelling Rugs; N.e.c. In Heading No. 6301		2		15
	630231	Bed Linen; Of Cotton (not Printed, Knitted Or Crocheted)	40	18	5	150
	630239	Bed Linen; Of Textile Materials Other Than Cotton Or Man-made Fibres (not I	4	57	93	167
	630251	Table Linen; Of Cotton, Not Knitted Or Crocheted		4		89
	630492	Furnishing Articles; Of Cotton, Not Knitted Or Crocheted (excluding Bedspreads And Articles Of		14		614
	630510	Sacks And Bags; Of A Kind Used For The Packing Of Goods, Of Jute Or Of Othe	12	15	35	184
	630520	Sacks And Bags; Of A Kind Used For The Packing Of Goods, Of Cotton	1	146	130	23.843
	630533	Sacks And Bags; Of A Kind Used For The Packing Of Goods, Of Man-made Textile Materials, Of		7		90
	630539	Sacks And Bags; Of A Kind Used For The Packing Of Goods, Of Man-made Tex	26.025	52.455	10.410	23.600
	630590	Sacks And Bags; Of A Kind Used For The Packing Of Goods, Of Textile Materia	13		55	
	630690	Camping Goods; (of Textile Materials), N.e.c In Heading No. 6306	281		12.513	
	630710	Cloths; Floor Cloths, Dish-cloths, Dusters And Similar Cleaning Cloths		3		7
	630720	Life-jackets And Life-belts		1		3
	630790	Textiles; Made Up Articles (including Dress Patterns), N.e.c. In Chapter 63, N.	1.249	593	60.226	55.490
	630900	Clothing; Worn, And Other Worn Articles	41	235	727	1.254
	640212	Sports Footwear; With Outer Soles And Uppers Of Rubber Or Plastics, Ski-boc	29		9	
	640219	Sports Footwear; (other Than Ski-boots, Snowboard Boots Or Cross-country Ski Footwear), Wit		4		92
	640299	Footwear; N.e.c. In Heading No. 6402, (other Than Just Covering The Ankle),	5	20	424	1.330
	640319	Sports Footwear; (other Than Ski-boots, Snowboard Boots Or Cross-country Ski Footwear), Wit		1		1
	640391	Footwear; N.e.c. In Heading No. 6403, Covering The Ankle, Outer Soles Of Rubber, Plastics Or (		6		573
	640399	Footwear; N.e.c. In Heading No. 6403, (not Covering The Ankle), Outer Soles	2	3	2	1
	640419	Footwear; (other Than Sportswear), With Outer Soles Of Rubber Or Plastics A	99	138	2.414	1.533
	640420	Footwear; Outer Soles Of Leather Or Composition Leather, Uppers Of Textile Materials		14		318
	640590	Footwear; N.e.c. In Chapter 64	95	72	810	1.515
	640620	Footwear; Parts, Outer Soles And Heels, Of Rubber Or Plastics	2	3	67	42
	640690	Footwear; Parts, N.e.c. In Heading 6406	1	2	36	35
	650400	Hats And Other Headgear; Plaited Or Made By Assembling Strips Of Any Mat	5		42	
	650500	Hats And Other Headgear; Knitted Or Crocheted, Or Made Up From Lace, Fel	18	29	34	475
	650610	Headgear; Safety, Whether Or Not Lined Or Trimmed	8	35	39	605
	650699	Headgear; (other Than Safety Headgear), (of Materials Other Than Rubber Or Plastic), Whethe		3		220
	660199	Umbrellas And Sun Umbrellas; N.e.c. In Heading No. 6601 (including Walking Stick Umbrellas)		35		277
	670300	Human Hair, Dressed, Thinned, Bleached Or Otherwise Worked; Wool Or Oth	20		146	
	670411	Wigs; Complete, Of Synthetic Textile Materials		57		11.023
	670419	False Beards, Eyebrows And Eyelashes, Switches And The Like; Of Synthetic T	19	3	139	13
	670420	Wigs, False Beards, Eyebrows And Eyelashes, Switches And The Like And Oth	6		61	
	670490	Wigs, False Beards, Eyebrows And Eyelashes, Switches And The Like And Oth	163	174	5.952	12.079
	680299	Stone; Natural (excluding Marble, Travertine, Alabaster, Other Calcareous St	347	64	785	528
	680410	Millstones And Grindstones; For Milling, Grinding Or Pulping	85	24	364	81
	680421	Millstones, Grindstones, Grinding Wheels And The Like; Of Agglomerated Syn	4	11	688	2.403
	680422	Millstones, Grindstones, Grinding Wheels And The Like; Of Other Agglomerat	1	14	1	100
	680423	Millstones, Grindstones, Grinding Wheels And The Like; Of Natural Stone		58		598
	680430	Stones; Hand Sharpening Or Polishing Stones, Of Natural Stone, Agglomerate	32	24	5.513	513
	680530	Abrasive Powder Or Grain; Natural Or Artificial, On A Base Of Materials N.e.c. In Heading No. 6		3		267
	680800	Panels, Boards, Tiles, Blocks And The Like; Of Vegetable Fibre, Of Straw, Shav	61	68	449	308
	681019	Cement, Concrete Or Artificial Stone; Tiles, Flagstones And Similar, (excluding Building Blocks A		6		31
	681099	Cement, Concrete Or Artificial Stone; Articles (other Than Prefabricated Structural Component		4		25
	681140	Asbestos-cement; Articles Or The Like, Containing Asbestos		38		616
	681299	Asbestos Or Mixtures With A Basis Of Asbestos (other Than Crocidolite); Fibres, Mixtures Or Ar		23		240
	681381	Brake Linings And Pads; With A Basis Of Mineral Substances Or Cellulose (other Than Asbestos		4		55
	681599	Stone Articles And Articles Of Other Mineral Substances; N.e.c. Or Included Ir	7	27	186	28
	690320	Refractory Ceramic Goods; Containing By Weight More Than 50% Of Alumina Or Of A Mixture		1		67
	690390	Refractory Ceramic Goods; Composition Of Which N.e.c. In Heading No. 6903, Other Than Tho		1		6

https://aceh.bps.go.id

Tabel 2. Ekspor Provinsi Asal Barang Dirinci Menurut Kode HS6 Digit, 2020—2021

Provinsi Asal	Kode HS 6	Deskripsi HS 6 Digit	Berat Bersih (Kg)		Nilai FOB (US$)	
			2020	2021	2020	2021
(1)	(2)	(3)	(4)	(5)	(6)	(7)
Aceh						
	690590	Ceramic Chimney-pots, Cowls, Chimney Liners, Architectural Ornaments And Other Constructi		4		38
	690721	Ceramic Tiles; Flags And Paving, Hearth Or Wall Tiles Other Than Those Of Su	96	20	1.831	17
	690723	Ceramic Tiles; Flags And Paving, Hearth Or Wall Tiles Other Than Those Of Su	31	82	17	223
	690740	Finishing Ceramics		16		1
	690990	Ceramic Wares; Pots, Jars And Similar Articles Of A Kind Used For The Conveyance Or Packing (		3		43
	691010	Ceramic Sinks, Wash Basins, Wash Basin Pedestals, Baths, Bidets, Water Clos	2		1	
	691110	Tableware And Kitchenware; Of Porcelain Or China		4		47
	691200	Ceramic Tableware, Kitchenware, Other Household Articles And Toilet Article	23	84	91	337
	691390	Ceramic Statuettes And Other Ornamental Ceramic Articles; Other Than Of P	18		85	
	691410	Ceramic Articles N.e.c. In Chapter 69; Of Porcelain Or China	62	1	464	2
	691490	Ceramic Articles N.e.c. In Chapter 69; Other Than Of Porcelain Or China		25		41
	700232	Glass; Unworked, Tubes, Of Glass Having A Linear Coefficient Of Expansion N	1		196	
	700312	Glass; Cast Glass And Rolled Glass, Non-wired Sheets, Coloured Through The	7		5	
	700600	Glass Of Heading No. 7003, 7004 Or 7005; Bent, Edge-worked, Engraved, Dril	5		54	
	700711	Glass; Safety Glass, Toughened (tempered), Of Size And Shape Suitable For In	2		87	
	700719	Glass; Safety Glass, Toughened (tempered), (not Of A Size And Shape Suitable For Incorporatio		2		62
	700910	Glass; Rear-view Mirrors For Vehicles	2	8	6	104
	700991	Glass Mirrors; Unframed, Excluding Rear-view Mirrors For Vehicles		97		2.663
	700992	Glass Mirrors; Framed, Excluding Rear-view Mirrors For Vehicles		47		427
	701090	Glass; Carboys, Bottles, Flasks, Jars, Pots, Phials And Other Containers Of Glas	137	214	150	668
	701328	Stemware Drinking Glasses, Other Than Of Lead Crystal Or Glass-ceramics	2	10	33	6
	701349	Glassware Of A Kind Used For Table Or Kitchen Purposes (not Drinking Glasse	50		50	
	701399	Glassware; N.e.c. In Heading No. 7013, Other Than Of Lead Crystal	65	170	73	390
	701710	Glassware; Laboratory, Hygienic Or Pharmaceutical, Whether Or Not Graduat	5		16	
	701790	Glassware; Laboratory, Hygienic Or Pharmaceutical, Whether Or Not Graduated Or Calibrated,		7		21
	701810	Glass; Beads, Imitation Pearls, Imitation Precious Or Semi-precious Stones And Similar Glass Sn		0		16
	701919	Glass Fibres; (including Glass Wool), Slivers, Yarns And Threads		31		184
	701990	Glass Fibres; N.e.c. In Heading No. 7019	188	72	7.765	1.899
	702000	Glass; Articles N.e.c. In Chapter 70	24	30	39	676
	710239	Diamonds; Non-industrial, (other Than Unworked Or Simply Sawn, Cleaved Or Bruted), But No		1		46.433
	711292	Waste And Scrap Of Precious Metals; Of Platinum, Including Metal Clad With Platinum But Excl		3		85.340
	711311	Jewellery; Of Silver, Whether Or Not Plated Or Clad With Other Precious Met	23	117	22.917	25.061
	711319	Jewellery; Of Precious Metal (excluding Silver) Whether Or Not Plated Or Clad	4	131	3.876	86.164
	711320	Jewellery; Of Base Metal Clad With Precious Metal, And Parts Thereof		3		418
	711610	Pearls; Articles Of Natural Or Cultured Pearls		1		21
	711620	Stones; Precious Or Semi-precious Stones (natural, Synthetic Or Reconstructed) Articles Of		10		402
	711711	Jewellery; Imitation, Cuff Links And Studs, Of Base Metal, Whether Or Not Pla	13		225	
	711719	Jewellery; Imitation, (excluding Cuff Links And Studs), Of Base Metal, Whethe	1	323	28	6.072
	711790	Jewellery; Imitation, Of Other Than Base Metal, Whether Or Not Plated With	1	155	0	1.384
	711810	Coin (other Than Gold Coin), Not Being Legal Tender	19	1	206	2
	711890	Coin; Other Than Coin Of Item No. 7118.10		0		31
	720917	Iron Or Non-alloy Steel; In Coils, Flat-rolled, Width 600mm Or More, Cold-roll	2		2	
	721011	Iron Or Non-alloy Steel; Flat-rolled, Width 600mm Or More, Plated Or Coated	15		75	
	721050	Iron Or Non-alloy Steel; Flat-rolled, Width 600mm Or More, Plated Or Coated	2		3	
	721070	Iron Or Non-alloy Steel; Flat-rolled, Width 600mm Or More, Painted, Varnish	2		2	
	721090	Iron Or Non-alloy Steel; Flat-rolled, Width 600mm Or More, Plated Or Coated	6		4.282	
	721310	Iron Or Non-alloy Steel; Bars And Rods, Hot-rolled, In Irregularly Wound Coils	66		1	
	721391	Iron Or Non-alloy Steel; Bars And Rods, Hot-rolled, In Irregularly Wound Coils	1		1	
	721510	Iron Or Non-alloy Steel; Bars And Rods, Of Free-cutting Steel, Cold-formed Or Cold-finished, N.		1		1
	721710	Iron Or Non-alloy Steel; Wire, (not Plated Or Coated), Whether Or Not Polish	91		1.785	
	721720	Iron Or Non-alloy Steel; Wire, Plated Or Coated With Zinc	21		804	
	721899	Steel, Stainless; Semi-finished Products, Other Than Of Rectangular Cross-sec	18	5	267	236
	722490	Steel, Alloy; Semi-finished Products	1		2	
	722620	Steel, Alloy; Flat-rolled, Width Less Than 600mm, Of High Speed Steel		10		15
	722860	Steel, Alloy; Bars And Rods N.e.c. In Heading No. 7228	15		42	
	722880	Steel, Alloy Or Non-alloy; Hollow Drill Bars And Rods		6		726
	722920	Steel, Alloy; Wire, Of Silico-manganese Steel		2		33
	730230	Iron Or Steel, Railway Or Tramway Track Construction Material; Switch Blades, Crossing Frogs,		5		926
	730300	Cast Iron; Tubes, Pipes And Hollow Profiles	20	53	834	104
	730411	Iron Or Steel (excluding Cast Iron); Seamless, Line Pipe Of A Kind Used For Oil	40		1.211	

https://www.bps.go.id

Tabel 2. Ekspor Provinsi Asal Barang Dirinci Menurut Kode HS6 Digit, 2020—2021

Provinsi Asal	Kode HS 6	Deskripsi HS 6 Digit	Berat Bersih (Kg)		Nilai FOB (US$)	
			2020	2021	2020	2021
(1)	(2)	(3)	(4)	(5)	(6)	(7)
Aceh						
	730419	Iron Or Steel (excluding Cast Iron Or Stainless Steel); Seamless, Line Pipe Of A	3	28	13	3.687
	730439	Iron Or Non-alloy Steel (excluding Cast Iron); Seamless, (excluding Cold-drawı	89	19	435	215
	730459	Steel, Alloy (not Stainless Steel); (excluding Cold-drawn Or Cold-rolled), Tubes	45	6	793	35
	730490	Iron Or Steel (excluding Cast Iron); Seamless, Tubes, Pipes And Hollow Profile	9	37	162	637
	730630	Iron Or Non-alloy Steel (excluding Cast Iron); Tubes And Pipes (not Seamless)	40	4	1	14
	730690	Iron Or Steel (excluding Cast Iron); Tubes, Pipes And Hollow Profiles (not Sea	11		5	
	730711	Cast Iron; Cast Fittings, Of Non-malleable Cast Iron	1	1	3	125
	730719	Iron Or Steel; Cast Fittings, Other Than Of Non-malleable Cast Iron	2		31	
	730721	Steel, Stainless; Tube Or Pipe Fittings, Flanges, Of Stainless Steel	1	8	6	46
	730729	Steel, Stainless; Tube Or Pipe Fittings, N.e.c. In Item No. 7307.2	5		44	
	730799	Iron Or Steel; Tube Or Pipe Fittings, N.e.c. In Item No. 7307.9, Other Than Sta	14	241	251	16.925
	730830	Iron Or Steel; Structures And Parts Thereof, Doors, Windows And Their Fram	11		5	
	730890	Iron Or Steel; Structures And Parts Thereof, N.e.c. In Heading 7308	1	0	2.017	0
	730900	Reservoirs, Tanks, Vats And Similar Containers; For Any Material (excluding Compressed Or Liq		72		159
	731029	Tanks, Casks, Drums, Boxes And Similar Containers For Any Material (excludi	1	35	10	56
	731210	Iron Or Steel; Stranded Wire, Ropes And Cables, Not Electrically Insulated	91	2	2.504	43
	731414	Iron Or Steel; Woven Cloth, Of Stainless Steel, (other Than Endless Bands For	40		1.305	
	731420	Iron Or Steel Wire; Grill, Netting And Fencing, Welded At Intersections, Of Wi	81		3.934	
	731439	Iron Or Steel Wire; Grill, Netting And Fencing, Welded At The Intersection, N.	38		1.333	
	731449	Iron Or Steel Wire; Grill, Netting And Fencing, Coated With Materials Other Than Zinc Or Plasti		62		3.305
	731511	Chain; Articulated Link, Roller, Of Iron Or Steel		2		1
	731589	Chain; N.e.c. In Heading No. 7315, Of Iron Or Steel		3		1
	731812	Iron Or Steel; Threaded Wood Screws Other Than Coach Screws	57		401	
	731813	Iron Or Steel; Threaded Screw Hooks And Screw Rings		57		117
	731815	Iron Or Steel; Threaded Screws And Bolts N.e.c. In Item No. 7318.1, Whether	6.907	48	41.961	5.030
	731816	Iron Or Steel; Threaded Nuts	73	1	347	1
	731819	Iron Or Steel; Threaded Screws, Bolts And Nuts N.e.c. In Item No. 7318.1	8	33	69	5.494
	731822	Iron Or Steel; Non-threaded Washers, Excluding Spring And Lock	1	3	4	820
	731824	Iron Or Steel; Non-threaded Cotters And Cotter-pins	1	1	3	1
	731829	Iron Or Steel; Non-threaded Articles, N.e.c. In Item No. 7318.2	26	33	157	339
	732010	Iron Or Steel; Leaf-springs And Leaves Therefor	2		5	
	732020	Iron Or Steel; Helical Springs And Leaves For Springs	4		9	
	732090	Iron Or Steel; Springs N.e.c. In Heading No. 7320	6	7	557	48
	732111	Cooking Appliances And Plate Warmers; For Gas Fuel Or For Both Gas And Other Fuels, Of Iron		11		16
	732190	Domestic Appliances; Non-electric, Parts Thereof, Of Iron Or Steel	4	21	10	41
	732393	Steel, Stainless; Table, Kitchen And Other Household Articles And Parts Thereof		29		221
	732399	Iron Or Steel; Table, Kitchen And Other Household Articles And Parts Thereof	27	3	15	8
	732410	Steel; Sinks And Wash Basins, Of Stainless Steel		46		34
	732490	Iron Or Steel; Sanitary Ware And Parts Thereof, Excluding Sinks, Wash Basins And Baths		1		1
	732599	Iron Or Steel; Cast Articles, Excluding Grinding Balls And Similar Articles For M	4	1	81	1.330
	732619	Iron Or Steel; Articles N.e.c. In Item No. 7326.11, Forged Or Stamped, But No	4	1	1	5
	732690	Iron Or Steel; Articles N.e.c. In Heading 7326	730	415	21.837	26.778
	740811	Copper; Wire, Of Refined Copper, Of Which The Maximum Cross-sectional Dimension Exceeds		21		483
	740919	Copper; Plates And Sheets, Of A Thickness Exceeding 0.15mm, Of Refined Co	2	43	1.770	567
	740929	Copper; Plates And Sheets, Of A Thickness Exceeding 0.15mm, Of Copper-zin	2		5	
	741110	Copper; Tubes And Pipes, Of Refined Copper	1		59	
	741129	Copper; Tubes And Pipes, Of Copper Alloys (other Than Copper-zinc, Copper-nickel Base Alloys		58		106
	741220	Copper; Tube Or Pipe Fittings (e.g. Couplings, Elbows, Sleeves) Of Copper Alloys		43		1.107
	741521	Copper; Washers, (including Spring Washers), Not Threaded	6		22	
	741533	Copper; Screws, Bolts And Nuts, Threaded	5	4	135	73
	750620	Nickel; Plates, Sheets, Strip And Foil, Of Nickel Alloys	26	15	172	62
	760410	Aluminium; (not Alloyed), Bars, Rods And Profiles	14	62	422	17.930
	760429	Aluminium; Alloys, Bars, Rods And Profiles, Other Than Hollow		138		10.534
	760529	Aluminium; Alloys, Wire, Maximum Cross-sectional Dimension Is 7mm Or Les	52		337	
	760611	Aluminium; Plates, Sheets And Strip, Thickness Exceeding 0.2mm, (not Alloye	2	1	2	5
	760612	Aluminium; Plates, Sheets And Strip, Thickness Exceeding 0.2mm, Alloys, Rectangular (includin		25		113
	760711	Aluminium; Foil, (not Backed), Rolled (but Not Further Worked), Of A Thickne	2		52	
	760719	Aluminium; Foil, (not Backed), Of A Thickness Not Exceeding 0.2mm, Not Roll	142		2.392	
	760720	Aluminium; Foil, Backed With Paper, Paperboard, Plastics Or Similar Backing	2	33	2	263
	761010	Aluminium; Structures (excluding Prefabricated Buildings Of Heading No. 9406) And Parts Of St		74		28.564

https://www.bps.go.id

Tabel 2. Ekspor Provinsi Asal Barang Dirinci Menurut Kode HS6 Digit, 2020—2021

Provinsi Asal	Kode HS 6	Deskripsi HS 6 Digit	Berat Bersih (Kg)		Nilai FOB (US$)	
			2020	2021	2020	2021
(1)	(2)	(3)	(4)	(5)	(6)	(7)
Aceh						
	761090	Aluminium; Structures (excluding Prefabricated Buildings Of Heading No. 940	1	1	2	5
	761290	Aluminium; Casks, Drums, Cans, Boxes And The Like For Any Material (not Co	1	2	4	1
	761410	Aluminium; Stranded Wire, Cables, Plaited Bands And The Like, (not Electrically Insulated), Wit		5		1.694
	761520	Aluminium; Sanitary Ware And Parts Thereof		12		10
	761610	Aluminium; Nails, Tacks, Staples (other Than Those Of Heading No. 8305), Scı	2	98	2	3.213
	761699	Aluminium; Articles N.e.c. In Heading 7616	52	24	2.316	2.191
	820110	Tools, Hand; Spades And Shovels	4		319	
	820190	Tools, Hand; Forks, Scythes, Sickles, Hay Knives, Timber Wedges, And Other H	57	113	4.326	18.248
	820231	Tools, Hand; Circular Saw Blades (including Slitting Or Slotting Saw Blades), With Working Part		21		139
	820239	Tools, Hand; Circular Saw Blades (including Slitting Or Slotting Saw Blades), W	24	119	1.402	2.563
	820240	Tools, Hand; Chain Saw Blades		60		131
	820291	Tools, Hand; Straight Saw Blades, For Working Metal		4		16
	820299	Tools, Hand; Saw Blades N.e.c. In Heading No. 8202	26	36	372	508
	820320	Tools, Hand; Pliers (including Cutting Pliers), Pincers, Tweezers And Similar Tc	2	3	198	533
	820330	Tools, Hand; Metal Cutting Shears And Similar Tools		6		12
	820412	Tools, Hand; Hand-operated Spanners And Wrenches (including Torque Mete	5		151	
	820510	Tools, Hand; Drilling, Threading Or Tapping Tools	1	1	195	42
	820551	Tools, Hand; Household Tools		54		2.809
	820559	Tools, Hand; Other Hand Tools (including Glaziers Diamonds), Excluding Hous	12	202	1.239	19.525
	820570	Tools, Hand; Vices, Clamps And The Like	1		1	
	820590	Tools, Hand; N.e.c. In Heading 8205, Including Anvils, Portable Forges, Hand Or Pedal-operated		49		9.326
	820600	Tools, Hand; Two Or More Of Heading No. 8202 To 8205, Put Up In Sets For Retail Sale		2		10
	820719	Tools, Interchangeable; Rock Drilling Or Earth Boring Tools, With Working Par	2	5	1.040	4.279
	820720	Tools, Interchangeable; (for Machine Or Hand Tools, Whether Or Not Power-	54	21	156	225
	820730	Tools, Interchangeable; (for Machine Or Hand Tools, Whether Or Not Power-	27	57	1.393	26.567
	820740	Tools, Interchangeable; (for Machine Or Hand Tools, Whether Or Not Power-	13	31	1.396	4.891
	820750	Tools, Interchangeable; (for Machine Or Hand Tools, Whether Or Not Power-	8		3.552	
	820760	Tools, Interchangeable; (for Machine Or Hand Tools, Whether Or Not Power-operated), For Bo		6		741
	820770	Tools, Interchangeable; (for Machine Or Hand Tools, Whether Or Not Power-	2	1	11	275
	820780	Tools, Interchangeable; (for Machine Or Hand Tools, Whether Or Not Power-operated), For Tu		1		204
	820790	Tools, Interchangeable; (for Machine Or Hand Tools, Whether Or Not Power-	85	185	17.359	52.664
	820830	Tools; Knives And Cutting Blades, For Kitchen Appliances Or For Machines Used By The Food In		2		10
	820890	Tools; Knives And Cutting Blades, For Machines Or Mechanical Appliances, N.	30	81	10.298	12.816
	820900	Tools; Plates, Sticks, Tips And The Like For Tools, Unmounted, Of Sintered Me	3	17	8	350
	821194	Blades; Cutting, Serrated Or Not, Excluding Those Of Heading No. 8208		29		544
	821300	Scissors; Tailors' Shears, Similar Shears And Blades Therefore		1		3
	821520	Cutlery; Sets Of Assorted Articles (e.g. Spoons, Forks, Ladles, Skimmers, Cake	9		134	
	821599	Cutlery; Other Than Plated With Precious Metal	111	78	3.148	2.003
	830130	Locks; Of A Kind Used For Furniture (key, Combination Or Electrically Operated), Of Base Metal		5		331
	830140	Locks; (other Than Those For Motor Vehicles Or Furniture), (key, Combinatior	3	92	101	8.468
	830160	Locks; Parts Of Padlocks, Locks, Clasps And Frames With Clasps Incorporating	1	3	1	125
	830170	Keys; Presented Separately, Of Base Metal	1	2	487	89
	830210	Hinges; Suitable For Furniture, Doors, Staircases, Windows, Blinds, Coachwor	34	1	1.039	11
	830220	Castors; With Mountings, Of Base Metal	16		326	
	830230	Mountings, Fittings And Similar Articles; For Motor Vehicles, Of Base Metal		2		183
	830241	Mountings, Fittings And Similar Articles; Of Base Metal, Suitable For Buildings	20	20	115	1.462
	830242	Mountings, Fittings And Similar Articles; Suitable For Furniture Of Base Metal	2		9	
	830249	Mountings, Fittings And Similar Articles; Suitable For Other Than Buildings Or	2	99	11	3.256
	830250	Hat-racks, Hat-pegs, Brackets And Similar Fixtures, Of Base Metal	40	41	126	37
	830510	Stationery; Fittings For Loose-leaf Binders Or Files, Of Base Metal	1		25	
	830520	Stationery; Staples In Strips, (e.g. For Offices, Upholstery, Packaging), Of Base	16		890	
	830590	Stationery; Letter Clips, Letter Corners, Paper Clips, Indexing Tags And Similar	40		1.187	
	830610	Bells, Gongs And The Like; Non-electric, Of Base Metal		2		358
	830621	Statuettes And Other Ornaments; Of Base Metal Plated With Precious Metal		8		679
	830629	Statuettes And Other Ornaments; Of Base Metal Other Than Plated With Pre	5		86	
	830630	Photograph, Picture Or Similar Frames, Mirrors; Of Base Metal		21		617
	830810	Hooks, Eyes And Eyelets; Of Base Metal, Of A Kind Used For Clothing, Footwear, Awnings, Han		0		21
	830820	Rivets; Tubular Or Bifurcated, Of Base Metal	3	52	555	6.715
	830890	Clasps, Frames With Clasps, Buckles, Buckle Clasps; Of Base Metal, Of A Kind	4	1	190	0
	830990	Stoppers; Caps And Lids, Of Base Metal		10		124

https://aceh.bps.go.id

Tabel 2. Ekspor Provinsi Asal Barang Dirinci Menurut Kode HS6 Digit, 2020—2021

Provinsi Asal	Kode HS 6	Deskripsi HS 6 Digit	Berat Bersih (Kg)		Nilai FOB (US$)	
			2020	2021	2020	2021
(1)	(2)	(3)	(4)	(5)	(6)	(7)
Aceh						
	831000	Sign Plates, Name-plates, Address-plates And Similar Plates, Numbers, Letter	19	2	5.155	25
	831110	Electrodes; Coated, Of Base Metal, For Electric Arc-welding	23	106	302	129
	831120	Wire; Cored, Of Base Metal, For Electric Arc-welding	1		0	
	840510	Generators; Producer Gas, Water Gas, Acetylene Gas And Similar Water Process Gas Generato		30		717
	840590	Generators; Parts Of Producer Gas, Water Gas, Acetylene Gas And Similar Water Process Gas G		50		1.911
	840690	Turbines; Parts Of Steam And Other Vapour Turbines		4		12
	840732	Engines; Reciprocating Piston Engines, Of A Kind Used For The Propulsion Of	1		60	
	840734	Engines; Reciprocating Piston Engines, Of A Kind Used For The Propulsion Of Vehicles Of Chapt		1		21
	840890	Engines; Compression-ignition Internal Combustion Piston Engines (diesel Or	1		1	
	840991	Engines; Parts, Suitable For Use Solely Or Principally With Spark-ignition Inter	62	31	2.464	2.573
	840999	Engines; Parts For Internal Combustion Piston Engines (excluding Spark-igniti	2	116	51	1.184
	841191	Turbines; Parts Of Turbo-jets And Turbo-propellers		3		15
	841221	Engines; Hydraulic Power Engines And Motors, Linear Acting (cylinders)	11		223	
	841290	Engines; Parts, For Engines And Motors Of Heading No. 8412		72		1.044
	841311	Pumps; Fitted Or Designed To Be Fitted With A Measuring Device, For Dispensing Fuel Or Lubri		0		12
	841319	Pumps; For Liquids, Fitted Or Designed To Be Fitted With A Measuring Device	4		11	
	841320	Pumps; Hand, Fitted Or Designed To Be Fitted With A Measuring Device, For Liquids, Other Tha		104		8.859
	841330	Pumps; Fuel, Lubricating Or Cooling Medium Pumps For Internal Combustion Piston Engines		28		2.168
	841381	Pumps And Liquid Elevators; N.e.c. In Heading No. 8413	58		2.561	
	841391	Pumps; Parts Thereof	50	142	2.589	8.203
	841392	Liquid Elevators; Parts Thereof		3		42
	841410	Pumps; Vacuum	2		72	
	841430	Compressors; Of A Kind Used In Refrigerating Equipment	10		114	
	841451	Fans; Table, Floor, Wall, Window, Ceiling Or Roof Fans, With A Self-contained Electric Motor O		63		1.305
	841459	Fans; N.e.c. In Item No. 8414.51		1		66
	841480	Pumps And Compressors; For Air, Vacuum Or Gas, N.e.c. In Heading No. 8414		31		453
	841490	Pumps And Compressors; Parts, Of Air Or Vacuum Pumps, Air Or Other Gas C	1	20	2	2.152
	841590	Air Conditioning Machines; With Motor Driven Fan And Elements For Temper	1	71	70	1.824
	841690	Furnaces; Parts Of Furnace Burners, For Liquid Fuel, Pulverized Solid Fuel Or Gas, Mechanical S		1		1.323
	841919	Heaters; Instantaneous Or Storage Water Heaters, Non-electric, Other Than Instantaneous Gas		111		597
	841950	Heat Exchange Units; Not Used For Domestic Purposes	3		458	
	841989	Machinery, Plant And Laboratory Equipment; For Treating Materials By Change Of Temperatur		19		519
	841990	Machinery, Plant And Laboratory Equipment; Parts Of Equipment For Treating Materials By A F		3		11
	842119	Centrifuges; N.e.c. In Heading No. 8421, Including Centrifugal Dryers (but Not Clothes-dryers)		13		14
	842121	Machinery; For Filtering Or Purifying Water	18	232	1.550	21.253
	842122	Machinery; For Filtering Or Purifying Beverages Other Than Water		18		336
	842123	Machinery; Filtering Or Purifying Machinery, Oil Or Petrol Filters For Internal	76	103	6.458	5.906
	842129	Machinery; For Filtering Or Purifying Liquids, N.e.c. In Item No. 8421.2	174	240	27.321	42.622
	842131	Machinery; Intake Air Filters For Internal Combustion Engines	37	23	12.659	1.706
	842139	Machinery; For Filtering Or Purifying Gases, Other Than Intake Air Filters For	126	51	11.593	4.381
	842191	Centrifuges; Parts Thereof, Including Parts For Centrifugal Dryers		48		4.557
	842199	Machinery; Parts For Filtering Or Purifying Liquids Or Gases	1.973	1.526	266.157	143.663
	842240	Machinery; For Packing Or Wrapping		4		114
	842290	Machinery; Parts Of Machinery Of Heading No. 8422	1	78	964	3.814
	842310	Weighing Machines; Personal (including Baby Scales) And Household Scales		4		2
	842389	Weighing Machines; Having A Maximum Weighing Capacity Exceeding 5000kg		5		103
	842390	Weighing Machines; Weights Of All Kinds, Parts Of Weighing Machinery	6	14	38	64
	842420	Spray Guns And Similar Appliances	2	3	5	183
	842441	Mechanical Appliances; Agricultural Or Horticultural Sprayers; Portable Sprayers		1		911
	842489	Mechanical Appliances; For Projecting, Dispersing Or Spraying Liquids Or Powders, For Other T		1		0
	842490	Mechanical Appliances; Parts Of Machines Projecting, Dispersing Or Spraying	102	3	1.414	1.693
	842542	Jacks And Hoists; Hydraulic, Of A Kind Used For Raising Vehicles		3		355
	842820	Elevators And Conveyors; Pneumatic	22	29	1.175	3.200
	842890	Lifting, Handling, Loading Or Unloading Machinery; N.e.c. In Heading No. 8425, 8426, 8427 Or		21		2.507
	843110	Machinery; Parts Of The Machinery Of Heading No. 8425	8		369	
	843131	Lifts, Skip Hoists Or Escalators; Parts Thereof		4		17
	843139	Machinery; Parts Of The Machinery Of Heading No. 8428, (other Than Lifts, Skip Hoists Or Esca		6		309
	843143	Boring Or Sinking Machinery; Parts Of The Machinery Of Item No. 8430.41 Or 8430.41		30		309
	843149	Machinery; Parts Of Machines Handling Earth, Minerals Or Ores And N.e.c. In	4		50	
	843290	Machinery; Parts Of Machinery For Soil Preparation Or Cultivation Or For Rollers For Lawns Or		44		41

https://www.bps.go.id

Tabel 2. Ekspor Provinsi Asal Barang Dirinci Menurut Kode HS6 Digit, 2020—2021

Provinsi Asal	Kode HS 6	Deskripsi HS 6 Digit	Berat Bersih (Kg)		Nilai FOB (US$)	
			2020	2021	2020	2021
(1)	(2)	(3)	(4)	(5)	(6)	(7)
Aceh						
	843510	Presses, Crushers And Similar Machinery; Used In The Manufacture Of Wine, Cider, Fruit Juices		20		381
	843699	Machinery; Parts Of That Machinery For Agricultural, Horticultural Or Forestry Use N.e.c. In He		41		39
	843790	Machines; Parts Of Those For Cleaning, Sorting Or Grading Seed, Grain Or Dri	24		1.512	
	843880	Machinery; Used In The Industrial Preparation Or Manufacture Of Food Or Drink, N.e.c. In Hea		64		19.461
	843890	Machinery; Parts Of Those Machines Used In The Industrial Preparation Or M	28	2	998	3
	843999	Machinery; Parts Of Machinery For Making Or Finishing Paper Or Paperboard		3		715
	844110	Machines; Cutting, Of All Kinds, For Making Up Paper Pulp, Paper Or Paperbo	1		5	
	844180	Machinery; N.e.c. In Heading No. 8441, For Making Up Paper Pulp, Paper Or	1		10	
	844190	Machinery; Parts Of Machinery For Making Up Paper Pulp, Paper Or Paperbo	2		141	
	844312	Printing Machinery; Offset, Sheet-fed, Office Type (sheet Size Not Exceeding	2		5	
	844313	Printing Machinery; Offset, N.e.c. In Item No. 8443.1	3		2	
	844314	Printing Machinery; Letterpress, Reel-fed, Excluding Flexographic Printing	2		2	
	844315	Printing Machinery; Letterpress, Other Than Reel-fed, Excluding Flexographic Printing		5		19
	844319	Printing Machinery; Used For Printing By Means Of Plates, Cylinders And Oth	2	25	4	6.432
	844331	Printing, Copying, And Facsimile Machines; Machines Which Perform Two Or	1	102	9	9.580
	844332	Printing, Copying, And Facsimile Machines; Single-function Printing, Copying Or Facsimile Mach		5		104
	844339	Printing, Copying, And Facsimile Machines; Single-function Printing, Copying Or Facsimile Mach		13		1.896
	844391	Printing Machinery Used For Printing By Means Of Plates, Cylinders And Other Printing Compo		58		153
	844399	Printing Machinery; Parts And Accessories, N.e.c. In Item No. 8443.91	2.973	116	429.762	7.737
	844790	Machines; For Making Gimped Yarn, Tulle, Lace, Embroidery, Trimmings, Braid Or Net And Ma		12		4
	844833	Machines; Parts And Accessories Of Machines Or Auxiliary Machinery, Spindl	3	37	4.205	6.568
	844839	Machines; Parts And Accessories Of Machines Or Auxiliary Machinery Of Hea	37	28	664	883
	844851	Machines; Parts And Accessories Of Machines Of Heading No. 8447 Or Auxiliary Machinery, Sir		0		0
	845011	Washing Machines; Household Or Laundry-type, Fully-automatic, (of A Dry Li	44		302	
	845090	Washing Machines; Parts For Household Or Laundry-type	1	24	1	49
	845210	Sewing Machines; Of The Household Type		12		829
	845229	Sewing Machines; Not Household Or Automatic Unit Type		20		62
	845290	Sewing Machines; Furniture, Bases And Covers For Sewing Machines And Parts Thereof, And C		18		900
	845410	Converters; Of A Type Used In Metallurgy Or In Metal Foundries		55		712
	845420	Ingot Moulds And Ladles; Of A Kind Used In Metallurgy Or In Metal Foundries		3		52
	845430	Casting Machines; Of A Kind Used In Metallurgy Or In Metal Foundries		2		1.483
	845640	Machine Tools; For Working Any Material By Removal Of Material; Operated By Plasma Arc Pr		30		109
	845650	Machine Tools; For Working Any Material By Removal Of Material; Operated By Water-jet Cutt		2		21
	845899	Lathes; For Removing Metal, Other Than Horizontal Or Numerically Controlle	11		2	
	846029	Machine-tools; Grinding Machines (excluding Flat-surface), Other Than Nume	88	5	652	124
	846040	Machine-tools; For Honing Or Lapping	1		269	
	846120	Machine-tools; Shaping Or Slotting Machines, Working By Removing Metal, S	6		708	
	846140	Machine-tools; Gear Cutting, Gear Grinding Or Gear Finishing Machines, Wor	2		9	
	846150	Machine-tools; Sawing Or Cutting-off Machines, Working By Removing Metal, Sintered Metal C		4		1.256
	846190	Machine-tools; Planing Machines, And Other Machine-tools N.e.c. In Heading	7		4.914	
	846390	Machine-tools; For Working Metal, Sintered Metal Carbides Or Cermets, Without Removing M		2		21
	846610	Parts & Accessories Suited For Use Solely/principally With Machines Of Headi	9	2	3.772	11
	846620	Parts & Accessories Suited For Use Solely/principally With Machines Of Headings 8456-8465; V		60		273
	846630	Parts & Accessories Suited For Use Solely/principally With Machines Of Headi	0	48	165	1.574
	846691	Parts & Accessories Suited For Use Solely/principally; For The Machines Of Heading No. 8464,		1		23
	846693	Parts & Accessories Suited For Use Solely/principally With Machines Of Headi	46	37	425	4.545
	846711	Tools; For Working In The Hand, Pneumatic, Rotary Type (including Combine	1		1	
	846721	Tools; For Working In The Hand, With Self-contained Electric Motor; Drills Of	4	8	24	139
	846722	Tools; For Working In The Hand, With Self-contained Electric Motor; Saws	1		1	
	846789	Tools; For Working In The Hand, (other Than Chain Saws), Hydraulic Or With Self-contained No		3		112
	846791	Tools; For Working In The Hand, Parts Of Chain Saws, With Self-contained No	24		668	
	846890	Machinery And Apparatus; Parts, Soldering, Brazing Or Welding, Whether Or	2.135	1.497	174.607	178.905
	847010	Calculating Machines; Electronic Calculators Capable Of Operation Without A	30	6	5.084	31
	847050	Cash Registers	1		167	
	847130	Automatic Data Processing Machines; Portable, Weighing Not More Than 10	96	289	5.105	50.379
	847141	Automatic Data Processing Machines; Comprising In The Same Housing At Le	4		985	
	847149	Automatic Data Processing Machines; Presented In The Form Of Systems, N.e.c. In Item No. 84		36		107.057
	847150	Units Of Automatic Data Processing Machines; Processing Units Other Than T	2	110	9	11.994
	847160	Units Of Automatic Data Processing Machines; Input Or Output Units, Wheth	10	51	523	3.425
	847170	Units Of Automatic Data Processing Machines; Storage Units	6	217	1.036	11.741

https://aceh.bps.go.id

Tabel 2. Ekspor Provinsi Asal Barang Dirinci Menurut Kode HS6 Digit, 2020—2021

Provinsi Asal	Kode HS 6	Deskripsi HS 6 Digit	Berat Bersih (Kg)		Nilai FOB (US$)	
			2020	2021	2020	2021
(1)	(2)	(3)	(4)	(5)	(6)	(7)
Aceh						
	847180	Units Of Automatic Data Processing Machines; N.e.c. In Item No. 8471.50, 84	94	38	1.150	8.714
	847190	Magnetic Or Optical Readers, Machines For Transcribing Data Onto Data Media In Coded Form		41		5.086
	847321	Calculating Machines; Parts And Accessories Of The Electronic Calculating Ma	13		84	
	847329	Machinery; Parts And Accessories Of The Machines Of Item No. 8470.30. 847	20	264	124	67.781
	847330	Machinery; Parts And Accessories (other Than Covers, Carrying Cases And Th	161	1.700	11.124	638.652
	847350	Machines; Parts And Accessories (other Than Covers, Carrying Cases And The	52		3.008	
	847420	Machines; For Crushing Or Grinding Earth, Stone, Ores Or Other Mineral Subs	24	23	977	1.671
	847480	Machines; For Agglomerating, Shaping Or Moulding Solid Mineral Fuels, Ceramic Paste, Unhar		2		124
	847710	Machinery; Injection-moulding Machines, For Working Rubber Or Plastics Or	87	2	9.598	139
	847720	Machinery; Extruders, For Working Rubber Or Plastics Or For The Manufactu	1	2	20	16
	847790	Machinery; Parts Of The Machines Of Heading No. 8477, N.e.c. In Item No. 84	1	7	227	110
	847910	Machinery And Mechanical Appliances; For Public Works, Building Or The Lik	11	63	523	9.933
	847950	Machinery And Mechanical Appliances; Industrial Robots, N.e.c. Or Included	2		1.116	
	847982	Machines; For Mixing, Kneading, Crushing, Grinding, Screening, Sifting, Homo	1	5	1	21
	847989	Machines And Mechanical Appliances; Having Individual Functions, N.e.c. Or	1	19	0	774
	847990	Machines And Mechanical Appliances; Parts, Of Those Having Individual Func	18	64	221	1.611
	848010	Moulding Boxes; For Metal Foundry	13		8.432	
	848020	Mould Bases; For Metal, Metal Carbides, Glass, Mineral Materials, Rubber Or Plastics		26		103
	848030	Moulding Patterns; Of Metal, Metal Carbides, Glass, Mineral Materials, Rubb	1		141	
	848041	Moulds; For Metal Or Metal Carbides, Injection Or Compression Types	44		25	
	848071	Moulds; For Rubber Or Plastics, Injection Or Compression Types	31	8	68	3.855
	848079	Moulds; For Rubber Or Plastics, Other Than Injection Or Compression Types	67	112	9.102	4.084
	848110	Valves; Pressure Reducing, For Pipes, Boiler Shells, Tanks, Vats Or The Like	13	38	43	1.873
	848120	Valves; For Oleohydraulic Or Pneumatic Transmissions		3		0
	848130	Valves; Check (nonreturn) Valves, For Pipes, Boiler Shells, Tanks, Vats Or The	3		73	
	848180	Taps, Cocks, Valves And Similar Appliances; For Pipes, Boiler Shells, Tanks, Va	455	182	26.971	1.525
	848190	Taps, Cocks, Valves And Similar Appliances; Parts Thereof	222	197	13.060	48.330
	848210	Ball Bearings	1	4	2	38
	848240	Bearings; Needle Roller Bearings	3		9	
	848250	Bearings; Cylindrical Roller Bearings N.e.c. In Heading No. 8482	38		654	
	848280	Bearings; N.e.c. In Heading No. 8482, Including Combined Ball/roller	1		1	
	848291	Bearings; Parts, Balls, Needles And Rollers	1		85	
	848299	Bearings; Parts, (other Than Balls, Needles And Rollers)	6		44	
	848310	Transmission Shafts (including Cam Shafts And Crank Shafts) And Cranks	130	161	2.578	9.234
	848320	Bearing Housings, Incorporating Ball Or Roller Bearings	13	45	267	1
	848330	Bearing Housings, Not Incorporating Ball Or Roller Bearings And Plain Shaft B	97	65	4.405	3.050
	848340	Gears And Gearing; (not Toothed Wheels, Chain Sprockets And Other Transm	105	18	913	300
	848350	Pulleys And Flywheels, Including Pulley Blocks	1		21	
	848360	Clutches And Shaft Couplings (including Universal Joints)	1	9	0	3.809
	848390	Transmission Components; Toothed Wheels, Chain Sprockets And Other Trar	15	119	1.609	2.335
	848410	Gaskets And Similar Joints; Of Metal Sheeting Combined With Other Material	2	28	3	8.879
	848420	Seals; Mechanical	39	140	262	7.703
	848490	Gasket Sets Or Assortments Of Gaskets And Similar Joints; Dissimilar In Comp	1	77	0	2.293
	848790	Machinery Parts; Not Containing Electrical Connectors, Insulators, Coils, Cont	9		127	
	850110	Electric Motors; Of An Output Not Exceeding 37.5w	36		490	
	850131	Electric Motors And Generators; Dc, Of An Output Not Exceeding 750w	1		92	
	850133	Electric Motors And Generators; Dc, Of An Output Exceeding 75kw But Not Exceeding 375kw		15.000		111.000
	850152	Electric Motors; Ac Motors, Multi-phase, Of An Output Exceeding 750w But N	1	3	3	421
	850153	Electric Motors; Ac Motors, Multi-phase, Of An Output Exceeding 75kw		5		621
	850239	Electric Generating Sets; (excluding Those With Spark-ignition Or Compression-ignition Interna		20		584
	850300	Electric Motors And Generators; Parts Suitable For Use Solely Or Principally W	27	7	308	3.121
	850410	Discharge Lamps Or Tubes; Ballasts Therefor	4		2	
	850421	Electrical Transformers; Liquid Dielectric, Having A Power Handling Capacity I	60	87	2.796	3.779
	850422	Electrical Transformers; Liquid Dielectric, Having A Power Handling Capacity Exceeding 650kva		40		2.974
	850431	Electrical Transformers; N.e.c. In Item No. 8504.2, Having A Power Handling (	32	79	645	2.703
	850440	Electrical Static Converters	66	199	8.399	27.678
	850450	Electrical Inductors; N.e.c. In Heading No. 8504		62		118.244
	850490	Electrical Transformers, Static Converters And Inductors; Parts Thereof	8	16	227	101
	850511	Magnets; Permanent Magnets And Articles Intended To Become Permanent I	2		74	
	850519	Magnets; Permanent Magnets And Articles Intended To Become Permanent Magnets After Ma		2		782

https://www.bpsgo.id

Tabel 2. Ekspor Provinsi Asal Barang Dirinci Menurut Kode HS6 Digit, 2020—2021

Provinsi Asal	Kode HS 6	Deskripsi HS 6 Digit	Berat Bersih (Kg)		Nilai FOB (US$)	
			2020	2021	2020	2021
(1)	(2)	(3)	(4)	(5)	(6)	(7)
Aceh						
	850590	Magnets; Electro-magnets, Holding Devices And Parts N.e.c. In Heading No. 8	0	9	60	2.258
	850650	Cells And Batteries; Primary, Lithium		66		19.645
	850710	Electric Accumulators; Lead-acid, Of A Kind Used For Starting Piston Engines,	1		1	
	850760	Electric Accumulators; Lithium-ion, Including Separators, Whether Or Not Rectangular (includir		2		16
	850790	Electric Accumulators; Parts N.e.c. In Heading No. 8507		93		1.753
	850819	Vacuum Cleaners, With Self-contained Electric Motor, N.e.c. In Item No. 8508.1		31		91
	850860	Vacuum Cleaners, Other Than With A Self-contained Electric Motor		20		82
	850870	Parts Of Vacuum Cleaners	2	16	47	563
	850940	Electro-mechanical Domestic Appliances; Food Grinders And Mixers, Fruit Or Vegetable Juice E		47		216
	851110	Ignition Or Starting Equipment; Spark Plugs, Of A Kind Used For Spark Or Compression-ignition		20		411
	851120	Ignition Or Starting Equipment; Ignition Magnetos, Magneto-dynamos And M	7		318	
	851130	Ignition Or Starting Equipment; Distributors And Ignition Coils Of A Kind Used	4	4	179	138
	851180	Ignition Or Starting Equipment; N.e.c. In Heading No. 8511, Of A Kind Used For Spark Or Comp		3		81
	851190	Ignition Or Starting Equipment; Parts Of The Equipment Of Heading No. 8511	1		43	
	851220	Lighting Or Visual Signalling Equipment; Electrical, Of A Kind Used On Motor \	15	1	117	2
	851230	Sound Signalling Equipment; Electrical, Used On Cycles Or Motor Vehicles (ex	29		288	
	851440	Heating Equipment; For The Heat Treatment Of Materials By Induction Or Die	1		4	
	851490	Furnaces, Ovens And Heating Equipment; Parts Of The Industrial Or Laborato	1		8	
	851590	Welding, Brazing Or Soldering Machines; Parts Of The Machines Of Heading N	7	12	662	7.594
	851610	Heaters; Electric, Instantaneous Or Storage Water And Immersion Heaters		2		8
	851629	Heating Apparatus; Electric Soil Heating Apparatus And Space Heating Apparatus (excluding St		24		454
	851632	Hair-dressing Apparatus; Electro-thermic, Other Than Hair Dryers		1		21
	851640	Smoothing Irons; Electric		1		21
	851660	Ovens, Cookers, Cooking Plates, Boiling Rings, Grillers And Roasters; Of A Kind Used For Domes		5		377
	851671	Electro-thermic Appliances; Coffee Or Tea Makers, Of A Kind Used For Domestic Purposes		15		944
	851680	Resistors; Electric Heating, Other Than Those Of Heading No. 8545	15	29	1.112	668
	851690	Electro-thermic Appliances; Parts, Of Heating Resistors, Of Water, Space And Soil Heaters, Hair		65		64
	851711	Line Telephone Sets With Cordless Handsets	1		267	
	851718	Telephone Sets N.e.c. In Item No. 8517.1		12		1.668
	851762	Communication Apparatus (excluding Telephone Sets Or Base Stations); Mac	14	68	2.463	7.043
	851769	Communication Apparatus (excluding Telephone Sets Or Base Stations); Mac	25	40	5.330	7.251
	851821	Loudspeakers; Single, Mounted In Their Enclosures		2		103
	851822	Loudspeakers; Multiple, Mounted In The Same Enclosure	72		4.714	
	851829	Loudspeakers; Not Mounted In Their Enclosures		1		10
	851830	Headphones And Earphones, Whether Or Not Combined With A Microphone	7	14	6.311	437
	851840	Amplifiers; Audio-frequency Electric		7		345
	851890	Microphones, Headphones, Earphones, Amplifier Equipment; Parts Of The Ec	12	81	114	3.356
	851920	Sound Recording Or Reproducing Apparatus; Operated By Coins, Banknotes, Bank Cards, Toker		65		934
	851981	Sound Recording Or Reproducing Apparatus; Using Magnetic, Optical Or Semiconductor Media		1		26
	851989	Sound Recording Or Reproducing Apparatus; N.e.c. In Heading No 8519		11		1.835
	852110	Video Recording Or Reproducing Apparatus; Magnetic Tape-type		14		669
	852290	Sound Or Video Recording Or Reproducing Apparatus; Parts And Accessories Thereof, Other Th		6		209
	852321	Magnetic Media; Cards Incorporating A Magnetic Stripe, Whether Or Not Rec	2	41	11	414
	852329	Magnetic Media; Other Than Cards Incorporating A Magnetic Stripe, Whethe	3	29	92	406
	852341	Optical Media; Unrecorded, Excluding Products Of Chapter 37	1		2	
	852349	Optical Media; Recorded, Excluding Products Of Chapter 37	11	99	1.473	4.644
	852351	Semiconductor Media; Solid-state Non-volatile Storage Devices, Whether Or Not Recorded, Ex		59		1.345
	852352	Semiconductor Media; Smart Cards, Whether Or Not Recorded, Excluding Pr	18	38	128	1.298
	852359	Semiconductor Media; Other Than Smart Cards, Whether Or Not Recorded, E	8		9	
	852380	Media N.e.c. In Heading 8523, Whether Or Not Recorded, Excluding Products	1	61	14	7.329
	852550	Transmission Apparatus For Radio-broadcasting Or Television, Whether Or Not Incorporating S		1		10
	852610	Radar Apparatus		1		1
	852691	Radio Navigational Aid Apparatus		4		522
	852692	Radio Remote Control Apparatus	10		178	
	852721	Radio-broadcast Receivers Not Capable Of Operating Without An External Source Of Power, Of		14		534
	852799	Radio-broadcast Receivers N.e.c. In Heading No. 8527; Not Combined With Sound Recording O		3		2.416
	852842	Monitors; Cathode-ray Tube, Capable Of Directly Connecting To And Designed For Use With Ar		8		1.017
	852849	Monitors; Cathode-ray Tube, N.e.c. In Subheading 8528.42, Whether Or Not Colour		10		1.059
	852852	Monitors; Other Than Cathode-ray Tube; Capable Of Directly Connecting To A	19		54	
	852859	Monitors Other Than Cathode-ray Tube; N.e.c. In Subheading 8528.52, Whet	2	161	33	4.130

https://www.bps.go.id

Tabel 2. Ekspor Provinsi Asal Barang Dirinci Menurut Kode HS6 Digit, 2020—2021

Provinsi Asal	Kode HS 6	Deskripsi HS 6 Digit	Berat Bersih (Kg)		Nilai FOB (US$)	
			2020	2021	2020	2021
(1)	(2)	(3)	(4)	(5)	(6)	(7)
Aceh						
	852869	Projectors; N.e.c. In Subheading 8528.62, Whether Or Not Colour		48		4.421
	852872	Reception Apparatus For Television, Whether Or Not Incorporating Radio-brc	293	359	7.104	19.715
	852873	Reception Apparatus For Television, Whether Or Not Incorporating Radio-brc	381	143	24.168	12.360
	852910	Reception And Transmission Apparatus; Aerials And Aerial Reflectors Of All Ki	20	18	1.588	5.345
	852990	Reception And Transmission Apparatus; For Use With The Apparatus Of Heac	85	103	9.830	8.024
	853090	Signalling Apparatus; Parts Of Safety, Traffic Control Equipment For Railways, Tramways, Road		21		1.397
	853110	Signalling Apparatus; Electric, Sound Or Visual, Burglar Or Fire Alarms And Similar, Other Than		4		1.802
	853120	Signalling Apparatus; Electric, Sound Or Visual, Indicator Panels Incorporating	26		180	
	853180	Signalling Apparatus; Electric, Sound Or Visual, Apparatus N.e.c. In Heading N	9		221	
	853210	Electrical Capacitors; Fixed, Designed For Use In 50/60 Hz Circuits And Having	2		58	
	853225	Electrical Capacitors; Fixed, Dielectric Of Paper Or Plastics		6		83
	853230	Electrical Capacitors; Variable Or Adjustable (pre-set) Capacitors		27		779
	853400	Circuits; Printed	13	7	62	1.195
	853510	Electrical Apparatus; Fuses, For A Voltage Exceeding 1000 Volts	6	2	23	682
	853521	Electrical Apparatus; Automatic Circuit Breakers, For A Voltage Exceeding 100	6	15	533	4.368
	853530	Electrical Apparatus; Isolating And Make-and-break Switches, For A Voltage Exceeding 1000 Vc		29		2.889
	853590	Electrical Apparatus; N.e.c. In Heading No. 8535, For Switching Or Protecting	247	6	38.539	418
	853610	Electrical Apparatus; Fuses, For A Voltage Not Exceeding 1000 Volts	4	21	114	4.841
	853620	Electrical Apparatus; Automatic Circuit Breakers, For A Voltage Not Exceeding	19	104	1.431	1.306
	853641	Electrical Apparatus; Relays, (for A Voltage Not Exceeding 60 Volts)	30	2	3.751	244
	853649	Electrical Apparatus; Relays, For A Voltage Exceeding 60 Volts	96	117	1.821	8.042
	853650	Electrical Apparatus; Switches N.e.c. In Heading No. 8536, For A Voltage Not	168	277	10.384	4.056
	853669	Electrical Apparatus; Plugs And Sockets, For A Voltage Not Exceeding 1000 Vc	57	17	23	245
	853670	Connectors For Optical Fibres, Optical Fibre Bundles Or Cables	5	2	122	3
	853690	Electrical Apparatus; N.e.c. In Heading No. 8536, For Switching Or Protecting	2.201	2.000	127.236	154.750
	853710	Boards, Panels, Consoles, Desks And Other Bases; For Electric Control Or The	64	102	4.712	7.814
	853720	Boards, Panels, Consoles, Desks And Other Bases; For Electric Control Or The	95	24	12.088	2.943
	853810	Electrical Apparatus; Parts (e.g. Boards, Panels, Consoles, Desks, Cabinets, Ot	458	596	152.467	107.798
	853890	Electrical Apparatus; Parts Suitable For Use Solely Or Principally With The App	30	138	67.548	4.067
	853910	Lamps; Sealed Beam Units	76	17	551	166
	853921	Lamps; Filament, (excluding Ultra-violet Or Infra-red), Tungsten Halogen	6	2	20	12
	853929	Lamps; Filament, (excluding Ultra-violet Or Infra-red), N.e.c. In Item No. 8539	1	68	391	257
	853931	Lamps; Discharge, (excluding Ultra-violet), Fluorescent, Hot Cathode	180	3	22.315	0
	853939	Lamps; Discharge, (excluding Ultra-violet, Excluding Fluorescent, Hot Cathode	1		1	
	853949	Lamps; Ultra-violet Or Infra-red Lamps, (excluding Arc-lamps)		1		3
	853990	Lamps; Parts Of The Lamps Of Heading No. 8539	9	199	190	9.471
	854040	Tubes; Data/graphic Display Tubes, Monochrome; Data/graphic Display Tube	28		215	
	854110	Electrical Apparatus; Diodes, Other Than Photosensitive Or Light-emitting Diodes (led)		5		837
	854129	Electrical Apparatus; Transistors, (other Than Photosensitive), With A Dissipat	1		0	
	854231	Electronic Integrated Circuits; Processors And Controllers, Whether Or Not Co	191	29	455	8.132
	854232	Electronic Integrated Circuits; Memories		1		27
	854233	Electronic Integrated Circuits; Amplifiers		85		11.624
	854239	Electronic Integrated Circuits; N.e.c. In Heading No. 8542	8	108	96	3.864
	854290	Parts Of Electronic Integrated Circuits	56	77	1.153	2.337
	854330	Electrical Machines And Apparatus; For Electroplating, Electrolysis Or Electro	11	1	939	2
	854370	Electrical Machines And Apparatus; Having Individual Functions, Not Specifie	129	148	5.760	14.306
	854390	Electrical Machines And Apparatus; Parts Of The Electrical Goods Of Heading	8	96	114	9.785
	854411	Insulated Electric Conductors; Winding Wire, Of Copper	1	26	82	1.435
	854419	Insulated Electric Conductors; Winding Wire, (of Other Than Copper)	35	290	188	8.627
	854420	Insulated Electric Conductors; Co-axial Cable And Other Co-axial Electric Conc	1	14	5	2.187
	854430	Insulated Electric Conductors; Ignition Wiring Sets And Other Wiring Sets Of A	0		1	
	854442	Insulated Electric Conductors; For A Voltage Not Exceeding 1000 Volts, Fitted	32	2	779	10
	854449	Insulated Electric Conductors; For A Voltage Not Exceeding 1000 Volts, Not Fi	33	42	11.138	566
	854470	Insulated Electric Conductors; Optical Fibre Cables		1		7
	854590	Carbon; Lamp Carbons, Battery Carbons And Other Articles Of Graphite Or Ot	4	2	4	2
	854620	Electrical Insulators; Of Ceramics	1	1	2	170
	854690	Electrical Insulators; Other Than Of Glass And Ceramics	22	1	126	2
	854790	Insulating Fittings; (other Than Of Ceramics Or Plastics), For Electrical Machin	0		0	
	860799	Railway Or Tramway Rolling Stock; Parts N.e.c. In Heading No. 8607	90	2	330	36
	870810	Vehicles; Bumpers And Parts Thereof, For The Vehicles Of Heading No. 8701	100	85	2.990	1.030

http://aceh.bps.go.id

Tabel 2. Ekspor Provinsi Asal Barang Dirinci Menurut Kode HS6 Digit, 2020—2021

Provinsi Asal	Kode HS 6	Deskripsi HS 6 Digit	Berat Bersih (Kg)		Nilai FOB (US$)	
			2020	2021	2020	2021
(1)	(2)	(3)	(4)	(5)	(6)	(7)
Aceh						
	870829	Vehicles; Parts And Accessories, Of Bodies, Other Than Safety Seat Belts	48	255	306	3.346
	870830	Vehicle Parts; Brakes, Servo-brakes And Parts Thereof	72	391	832	14.659
	870840	Vehicle Parts; Gear Boxes And Parts Thereof	12	6	14	42
	870850	Vehicle Parts; Drive-axles With Differential, Whether Or Not Provided With O	1	60	6	765
	870870	Vehicle Parts; Road Wheels And Parts And Accessories Thereof	99	34	3.230	127
	870880	Vehicle Parts; Suspension Systems And Parts Thereof (including Shock-absorb	9	25	35	188
	870891	Vehicle Parts; Radiators And Parts Thereof	17	0	902	26
	870892	Vehicle Parts; Silencers (mufflers) And Exhaust Pipes; Parts Thereof		5		46
	870893	Vehicle Parts; Clutches And Parts Thereof		1		7
	870894	Vehicle Parts; Steering Wheels, Steering Columns And Steering Boxes; Parts Thereof		35		73
	870899	Vehicle Parts And Accessories; N.e.c. In Heading No. 8708	2.846	1.757	72.095	62.592
	871140	Motorcycles (including Mopeds) And Cycles; Fitted With Auxiliary Motor, Reciprocating Interna		52		1.234
	871200	Bicycles And Other Cycles; Including Delivery Tricycles, Not Motorised		8		15
	871410	Motorcycles (including Mopeds); Parts And Accessories	331	260	24.322	2.051
	871420	Carriages For Disabled Persons; Parts And Accessories Thereof		1		0
	871491	Cycles; Frames And Forks, And Parts Thereof		18		753
	871492	Cycles; Parts Thereof, Wheel Rims And Spokes		65		156
	871499	Cycles; Parts Thereof, N.e.c. In Item No. 8714.9	7	56	57	500
	871680	Vehicles; N.e.c. In Heading No. 8716		93		48
	890790	Floating Structures; Tanks, Coffer-dams, Landing Stages, Buoys And Beacons	8		755	
	900130	Lenses, Contact; Unmounted, Of Any Material, Excluding Elements Of Glass N	4	1	774	196
	900150	Lenses, Spectacle; Unmounted, Of Materials Other Than Glass	1		1	
	900190	Optical Elements; Lenses N.e.c. In Heading No. 9001, Prisms, Mirrors And Oth	3	43	376	172
	900211	Lenses; Objective, For Cameras, Projectors Or Photographic Enlargers Or Reducers, Mounted, I		64		1.305
	900219	Lenses; Objective, (other Than For Cameras, Projectors Or Photographic Enlargers Or Reducers		5		54
	900290	Optical Elements; N.e.c. In Heading No. 9002 (e.g. Prisms And Mirrors), Mour	1	176	9	65.825
	900319	Frames And Mountings; For Spectacles, Goggles Or The Like, Of Materials Other Than Plastics		7		22
	900490	Spectacles, Goggles And The Like; (other Than Sunglasses) Corrective, Protect	113	18	918	828
	900510	Binoculars		3		17
	900590	Binoculars, Monoculars, Other Optical Telescopes, Astronomical Instruments	2		13	
	900659	Cameras, Photographic (excluding Cinematographic); N.e.c. In Heading No 90	72		855	
	900691	Cameras, Photographic (excluding Cinematographic); Parts And Accessories		34		2.246
	900699	Photographic Flashlight Apparatus; Parts And Accessories, For Other Than Ca	54		21.553	
	900710	Cameras, Cinematographic; Whether Or Not Incorporating Sound Recording Apparatus		66		2.000
	900791	Cameras, Cinematographic; Parts And Accessories, Whether Or Not Incorporating Sound Recor		14		3
	900890	Photographic (other Than Cinematographic) Image Projectors, Enlargers, And Reducers; Parts /		37		2.089
	901320	Lasers; Other Than Laser Diodes		1		12
	901510	Rangefinders		3		318
	901530	Surveying Equipment; Levels		5		89
	901580	Surveying Equipment; Articles N.e.c. In Heading No. 9015, Including Hydrographic, Oceanograp		45		37.716
	901590	Surveying Equipment; Parts And Accessories For Articles Of Heading No. 9015		35		32
	901720	Drawing, Marking-out Or Mathematical Calculating Instruments	15		186	
	901730	Mathematical Equipment; Micrometers, Callipers And Gauges	2	71	70	924
	901819	Medical, Surgical Instruments And Appliances; Electro-diagnostic Apparatus (	3	16	37	687
	901831	Medical, Surgical Instruments And Appliances; Syringes, With Or Without Nee	2	1	1	5
	901832	Medical, Surgical Instruments And Appliances; Tubular Metal Needles And Needles For Sutures		0		13
	901841	Dental Instruments And Appliances; Dental Drill Engines, Whether Or Not Combined On A Sing		1		5
	901849	Dental Instruments And Appliances; Other Than Dental Drill Engines	1	1	11	104
	901850	Ophthalmic Instruments And Appliances		1		10
	901890	Medical, Surgical Or Dental Instruments And Appliances; N.e.c. In Heading No	131	451	2.463	57.257
	901920	Therapeutic Respiration Apparatus; Ozone, Oxygen, Aerosol Therapy Apparatus; Artificial Resp		14		904
	902000	Breathing Appliances And Gas Masks; Excluding Protective Masks Having Neit	1		7	
	902121	Dental Fittings; Artificial Teeth		1		21
	902129	Dental Fittings; Other Than Artificial Teeth	1		5	
	902140	Hearing Aids (excluding Parts And Accessories)		1		129
	902214	Apparatus Based On The Use Of X-rays; Including Radiography Or Radiotherapy Apparatus, For		13		8.236
	902219	Apparatus Based On The Use Of X-rays, Including Radiography Or Radiothera	4	10	742	1.044
	902230	X-ray Tubes		4		5
	902511	Thermometers And Pyrometers; Liquid Filled, For Direct Reading, Not Combir	2		321	
	902519	Thermometers And Pyrometers; (other Than Liquid Filled, For Direct Reading	2		76	

https://www.bps.go.id

Tabel 2. Ekspor Provinsi Asal Barang Dirinci Menurut Kode HS6 Digit, 2020—2021

Provinsi Asal	Kode HS 6	Deskripsi HS 6 Digit	Berat Bersih (Kg)		Nilai FOB (US$)	
			2020	2021	2020	2021
(1)	(2)	(3)	(4)	(5)	(6)	(7)
Aceh						
	902580	Hydrometers And Similar Floating Instruments, Barometers, Hygrometers, Ps	2	60	860	188
	902610	Instruments And Apparatus; For Measuring Or Checking The Flow Or Level Of	85	36	12.802	5.736
	902620	Instruments And Apparatus; For Measuring Or Checking Pressure		10		1.222
	902680	Instruments And Apparatus; For Measuring Or Checking Variables Of Liquids	3	5	17	456
	902710	Instruments And Apparatus; Gas Or Smoke Analysis Apparatus, For Physical Or Chemical Analy		2		2
	902730	Spectrometers, Spectrophotometers And Spectrographs; Using Optical Radiations (uv, Visible,		14		11.493
	902750	Instruments And Apparatus; Using Optical Radiations (uv, Visible, Ir), (other Than Spectromete		14		482
	902790	Microtomes And Parts And Accessories Thereof	8	1	407	21
	902820	Meters; Liquid Supply Or Production Meters, Including Calibrating Meters Thereof		3		21
	902830	Meters; Electricity Supply Or Production Meters, Including Calibrating Meters	23	8	119	0
	902890	Meters; Parts And Accessories Of Gas, Liquid, Electricity Supply Or Productior	2		11	
	902920	Meters; Speed Indicators And Tachometers; Stroboscopes	15	1	73	1
	903010	Instruments And Apparatus; For Measuring Or Detecting Ionising Radiations	29		6.398	
	903031	Multimeters; For Measuring Or Checking Voltage, Current, Resistance Or Power, Without A Re		14		172
	903033	Instruments And Apparatus; For Measuring Or Checking Voltage, Current, Re	90	86	91.500	25.433
	903039	Instruments And Apparatus; For Measuring Or Checking Voltage, Current, Resistance Or Power		49		1.379
	903089	Instruments And Apparatus; N.e.c. In Heading No. 9030, Without A Recording Device		28		301
	903090	Instruments, Apparatus For Measuring, Checking Electrical Quantities, Not Meters Of Heading		1		23
	903110	Machines; For Balancing Mechanical Parts		21		14
	903120	Test Benches		1		2
	903149	Optical Instruments And Appliances; For Measuring Or Checking, N.e.c. In Chapter 90		13		16.761
	903180	Instruments, Appliances And Machines; For Measuring Or Checking N.e.c. In	26	57	2.196	119.794
	903190	Instruments, Appliances And Machines; Parts And Accessories For Those Mea	12	34	246	4.265
	903210	Regulating Or Controlling Instruments And Apparatus; Automatic Type, Thermostats		2		21
	903289	Regulating Or Controlling Instruments And Apparatus; Automatic, Other Thar	82	215	3.010	44.880
	903290	Regulating Or Controlling Instruments And Apparatus; Automatic, Parts And Accessories		112		6.909
	910119	Wrist-watches; Electrically Operated, With Or Without A Stop-watch, With Case Of Precious M		5		445
	910121	Wrist-watches; (not Electrically Operated), Automatic Winding, Whether Or Not Incorporating		2		219
	910191	Pocket-watches And Other Watches, Including Stop-watches; (excluding Wrist-watches), With		1		382
	910199	Pocket-watches And Other Watches, Including Stop-watches; (excluding Wris	2	97	237	26.767
	910211	Wrist-watches; Electrically Operated, With Or Without A Stop-watch, (other Than Those Of He		1		1.030
	910219	Wrist-watches; Electrically Operated, With Or Without A Stop-watch, (other Than Those Of He		3		39.152
	910221	Wrist-watches; Whether Or Not Incorporating A Stop-watch Facility, With Automatic Winding		1		0
	910229	Wrist-watches; Whether Or Not Incorporating A Stop-watch Facility, With Other Than Automat		4		12.534
	910299	Pocket Watches And Other Watches, Including Stop-watches; (excluding Wrist-watches), Other		50		325.529
	910690	Time Recording Apparatus; With Clock Or Watch Movement Or With Synchronous Motor, N.e.		3		42
	910700	Time Switches; With Clock, Watch Movement Or Synchronous Motor		2		8
	910890	Watch Movements; Complete And Assembled, Not Automatic Winding Or Electrically Operate		6		104
	911011	Watches; Complete Movements, Unassembled Or Partly Assembled (movement Sets)		5		62.303
	911090	Clocks; Movements, Whether Or Not Complete, Incomplete, Assembled Or Unassembled		3		51.436
	911190	Watch Cases And Parts Thereof		214		4.238
	911310	Watch Straps, Watch Bands, Watch Bracelets, And Parts Thereof; Of Precious Metal Or Of Met		85		1.790
	911390	Watch Straps, Watch Bands, Watch Bracelets, And Parts Thereof; N.e.c. In He	2	4	140	283
	911490	Clock Or Watch Parts; Other Than Springs (including Hairsprings), Dials, Plates, And Bridges		1		382
	920290	Musical Instruments; String, Played Other Than With A Bow (e.g. Guitars And	17	1	400	53
	920590	Musical Instruments; Wind, Other Than Brass, (eg. Clarinet, Bagpipes, Pipe Organs), Other Thar		5		580
	920600	Musical Instruments; Percussion (e.g. Drums, Xylophones, Cymbals, Castanets, Maracas)		42		244
	920790	Musical Instruments; (other Than Keyboard), The Sound Of Which Is Produce	26	135	1.433	3.019
	920890	Fairground And Mechanical Street Organs, Mechanical Singing Birds, Musical Saws And Musica		83		918
	920991	Musical Instruments; Parts And Accessories For Pianos	21	2	3.611	11
	920994	Musical Instruments; Parts And Accessories For The Musical Instruments The Sound Of Which		1		94
	940120	Seats; Of A Kind Used For Motor Vehicles	4		24	
	940153	Seats; Of Rattan		188		659
	940179	Seats; With Metal Frames, Not Upholstered, (excluding Medical, Surgical, Der	7	32	112	229
	940180	Seats; N.e.c. In Heading No. 9401, (excluding Medical, Surgical, Dental, Veterinary Or Barber Fu		32		264
	940290	Furniture; For Medical, Surgical, Veterinary Use (e.g. Operating Tables, Exami	3	6	58	12
	940310	Furniture; Metal, For Office Use	1		1	
	940320	Furniture; Metal, Other Than For Office Use	25	85	230	1.688
	940383	Furniture; Of Rattan	4	42	15	414
	940389	Furniture; Of Cane, Osier, Or Similar Materials (other Than Bamboo Or Rattar	224	53	954	1.574

https://bombeng.go.id

Tabel 2. Ekspor Provinsi Asal Barang Dirinci Menurut Kode HS6 Digit, 2020—2021

Provinsi Asal	Kode HS 6	Deskripsi HS 6 Digit	Berat Bersih (Kg)		Nilai FOB (US$)	
			2020	2021	2020	2021
(1)	(2)	(3)	(4)	(5)	(6)	(7)
Aceh						
	940410	Mattress Supports	27		40	
	940429	Mattresses; Of Other Materials, Not Cellular Rubber Or Plastics	54.966	1.155.906	275.814	4.208.477
	940490	Bedding And Similar Furnishing Articles; N.e.c. In Heading No. 9404 (e.g. Quil	51	25	502	193
	940550	Lamps And Light Fittings; Non-electric		23		242
	940599	Lamps And Light Fittings; Parts Thereof, Of Materials Other Than Glass Or Pla	5	2	432	31
	940690	Buildings; Prefabricated, Not Of Wood	0		1	
	950300	Tricycles, Scooters, Pedal Cars And Similar Wheeled Toys; Dolls' Carriages; Dc	123	532	1.201	19.270
	950420	Billiard Articles And Accessories Of All Kinds		19		419
	950430	Games; Operated By Coins, Banknotes, Bank Cards, Tokens Or By Other Means Of Payment, Ot		1		9
	950440	Games; Playing Cards	1	67	261	4.393
	950450	Games; Video Game Consoles And Machines, Other Than Those Of Subheading 9504.30		123		8.260
	950490	Games; Articles For Funfair, Table Or Parlour Games, Including Pintables, Spe	6		39	
	950510	Christmas Festivity Articles	1	3	1	149
	950590	Festive, Carnival Or Other Entertainment Articles Including Novelty Jokes Anc	16	38	477	814
	950631	Golf Clubs; Complete		76		2.131
	950632	Golf Balls	1		14	
	950639	Golf Equipment; Other Than Clubs And Balls	28		15.809	
	950640	Table-tennis Articles And Equipment		23		445
	950659	Tennis, Badminton And Similar Racquets; Whether Or Not Strung		24		761
	950691	Athletics And Gymnastics Equipment		2		16
	950699	Equipment For Outdoor Games And Recreation N.e.c. In Heading No. 9506	233	15	8.669	769
	950790	Fishing Tackle N.e.c., Butterfly Nets, Decoy Birds (other Than Those Of Headir	15	36	10	1.931
	960310	Brooms And Brushes; Consisting Of Twigs Or Other Vegetable Materials Bound Together, With		49.251		29.026
	960321	Brushes; Toothbrushes	0		5	
	960390	Brooms, Brushes, Mops, Feather Dusters, Squeegees, Hand Operated Mechanical Floor Sweep		3		625
	960400	Hand Sieves And Hand Riddles		37		3.230
	960500	Travel Sets; For Personal Toilet, Sewing, Shoe Or Clothes Cleaning	4	5	580	101
	960610	Press-fasteners, Snap-fasteners, Press-studs And Parts Therefor		35		939
	960629	Buttons; Of Other Than Base Metal Or Plastics, Not Covered With Textile Material		3		297
	960630	Button Moulds And Other Parts Of Buttons; Button Blanks		1		2
	960719	Slide Fasteners; Other Than Those Fitted With Chain Scoops Of Base Metal		25		696
	960720	Slide Fasteners; Parts	6	76	13	388
	960810	Pens; Ball Point		11		87
	960820	Pens; Felt Tipped And Other Porous-tipped Pens And Markers		3		249
	960830	Pens; Fountain, Stylograph And Other Pens		1		52
	960840	Pencils; Propelling Or Sliding	1		10	
	960899	Pens And Pencils; Duplicating Stylos, Pen-holders, Pencil-holders, And Similar Holders, Parts Of		10		117
	960910	Pencils And Crayons; With Leads Encased In Rigid Sheath		2		2
	960920	Pencil Leads; Black Or Coloured		12		999
	961100	Stamps; Date, Numbering, Sealing Stamps And The Like (including Devices Fo	2	9	375	421
	961220	Ink Pads; Whether Or Not Inked, With Or Without Boxes		1		0
	961590	Hairpins, Curling Pins, Curling Grips, Hair Curlers And The Like (not Those Of Heading No. 8516		2		10
	961900	Sanitary Towels (pads) And Tampons, Napkins And Napkin Liners For Babies /	59	18	998	521
	970400	Stamps, Postage Or Revenue; Stamp-postmarks, First-day Covers, Postal Stationery (stamped F		13		275
	999910	Postal packages n.c.a.k	2.646	3.660	94.727	50.696
	080290	Nuts, Edible; N.e.c. In Heading No. 0801 And 0802, Fresh Or Dried, Whether (	192.000	67.300	429.069	136.934
	300220	Vaccines; For Human Medicine		1		206
	340211	Organic Surface-active Agents; Anionic (other Than Soap), Whether Or Not Pu	349	319	486	497
	340213	Organic Surface-active Agents; Non-ionic (other Than Soap), Whether Or Not	4	17	6	25
	340219	Organic Surface-active Agents; Whether Or Not Put Up For Retail Sale, N.e.c.	31	29	44	43
	340220	Washing And Cleaning Preparations; Surface-active, Whether Or Not Containing Soap (excludir		35		40
	382200	Reagents; Diagnostic Or Laboratory Reagents On A Backing And Prepared Diagnostic Or Labora		80		343
	382471	Mixtures Containing Halogenated Derivatives Of Methane, Ethane Or Propan	13	39	10	293
	382479	Mixtures Containing Halogenated Derivatives Of Methane, Ethane Or Propane; N.e.c. In Item N		27		28
	390720	Polyethers; In Primary Forms, Excluding Polyacetals		10		21
	440140	Wood; For Fuel, Sawdust And Wood Waste And Scrap, Not Agglomerated	1		171	
	441400	Wooden Frames; For Paintings, Photographs, Mirrors Or Similar Objects		1		2
	442010	Wood; Statuettes And Other Ornaments Of Wood	118	8.660	897	23.965
	490599	Maps And Hydrographic Or Similar Charts; (printed Other Than In Book Form), Including Wall N		1		50
	681510	Stone Articles And Articles Of Other Mineral Substances; Non-electrical Articles Of Graphite Or		2		104

https://www.bps.go.id

Tabel 2. Ekspor Provinsi Asal Barang Dirinci Menurut Kode HS6 Digit, 2020—2021

Provinsi Asal	Kode HS 6	Deskripsi HS 6 Digit	Berat Bersih (Kg)		Nilai FOB (US$)	
			2020	2021	2020	2021
(1)	(2)	(3)	(4)	(5)	(6)	(7)
Aceh						
	701931	Glass Fibres; Non-woven Products, Mats		3		4
	741999	Copper; Articles N.e.c. In Heading No. 7419		25		571
	846210	Machine-tools; Forging Or Die-stamping Machines (including Presses) And Hammers, For Work		1		4.795
	846229	Machine-tools; Bending, Folding, Straightening Or Flattening Machines (inclu	34	14	3	3.005
	851430	Furnaces And Ovens; Electric, For Industrial Or Laboratory Use, Other Than Those Functioning		80		4.802
	851712	Telephones For Cellular Networks Or For Other Wireless Networks	14	244	2.493	29.697
	851770	Telephone Sets And Other Apparatus For The Transmission Or Reception Of \	1.297	191	57.707	88.790
	852580	Television Cameras, Digital Cameras And Video Camera Recorders	2	312	853	26.515
	853950	Lamps; Light-emitting Diode (led) Lamps	2	39	11	784
	854140	Electrical Apparatus; Photosensitive, Including Photovoltaic Cells, Whether Or Not Assembled I		19		296
	854890	Electrical Parts Of Machinery Or Apparatus; N.e.c. In Chapter 85	312	11	9.804	1.343
	854810	Waste And Scrap Of Primary Cells, Primary Batteries And Electric Accumulators; Spent Primary		2		169
	880310	Aircraft And Spacecraft; Propellers And Rotors And Parts Thereof	4	1	2	33
	880330	Aircraft And Spacecraft; Parts Of Aeroplanes Or Helicopters N.e.c. In Heading No. 8803		214		176.023
	880390	Aircraft And Spacecraft; Parts Thereof N.e.c. In Chapter 88		62		28.646
	900651	Cameras, Photographic (excluding Cinematographic); With A Through-the-lens Viewfinder, Sin		53		2.121
	940540	Lamps And Light Fittings; Electric, N.e.c. In Heading No. 9405	2	40	9	1.777
	902780	Instruments And Apparatus; For Physical Or Chemical Analysis, For Measuring Or Checking Vis		27		6.327
	940190	Seat; Parts		64		131
	940390	Furniture; Parts		1		5
	940510	Chandeliers And Other Electric Ceiling Or Wall Light Fittings; Excluding Those	15	9	90	149
	940520	Lamps, Electric; Floor-standing Or For Table, Desk Or Bedside		56		331
	970110	Paintings, Drawings And Pastels; Executed Entirely By Hand, Other Than Drav	6	164	1.136	5.003
	970190	Artwork; Collages And Similar Decorative Plaques	96	145	2.636	1.433
	970300	Sculptures And Statuary; Original, In Any Material		23		60
Total Aceh			**8.118.172.860**	**9.658.678.344**	**300.417.372**	**536.923.643**

https://www.bps.go.id

Tabel 2. Ekspor Provinsi Asal Barang Dirinci Menurut Kode HS6 Digit, 2020—2021

Provinsi Asal	Kode HS 6	Deskripsi HS 6 Digit	Berat Bersih (Kg)		Nilai FOB (US$)	
			2020	2021	2020	2021
(1)	(2)	(3)	(4)	(5)	(6)	(7)
Sumatera Utara						
	010410	Sheep; Live	120.669	250.450	371.666	959.242
	010420	Goats; Live	4.915	136.224	19.150	381.122
	010619	Mammals; Live, Other Than Primates, Whales, Dolphins, Porpoises (mammal:	10		105	
	010620	Reptiles; Live (including Snakes And Turtles)	45.625	57.214	86.687	97.821
	010690	Animals; Live, N.e.c. In Chapter 01, Other Than Mammals, Reptiles, Birds And	12	5	708	103
	020890	Meat And Edible Meat Offal; N.e.c. In Chapter 2, Fresh, Chilled Or Frozen	163.830	164.383	1.200.420	1.102.720
	021093	Meat And Edible Meat Offal; Salted, In Brine, Dried Or Smoked, And Edible Fl	6.067	2.150	37.119	15.050
	021099	Meat And Edible Meat Offal; Salted, In Brine, Dried Or Smoked, And Edible Fl	4.744	6.534	11.473	15.002
	030111	Fish; Live, Ornamental, Freshwater	44.292	28.130	51.811	38.170
	030119	Fish; Live, Ornamental, Other Than Freshwater	47.907	53.763	155.240	154.227
	030192	Fish; Live, Eels (anguilla Spp.)	93		506	
	030193	Fish; Live, Carp (cyprinus Spp., Carassius Spp., Ctenopharyngodon Idellus, Hy	376	1.987	922	2.076
	030199	Fish; Live, N.e.c. In Heading 0301	107.738	67.472	339.749	434.946
	030249	Fish; Fresh Or Chilled, N.e.c. In Item No. 0302.4, Excluding Fillets, Fish Meat C	986.980	1.363.140	1.259.808	1.736.161
	030271	Fish; Fresh Or Chilled, Tilapias (oreochromis Spp.), Excluding Fillets, Fish Mea	120		370	
	030273	Fish; Fresh Or Chilled, Carp (as Specified By The Wco.), Excluding Fillets, Fish I	1.811		9.612	
	030282	Fish; Fresh Or Chilled, Rays And Skates (rajidae), Excluding Fillets, Fish Meat C	638.500	453.720	722.618	469.389
	030289	Fish; Fresh Or Chilled, N.e.c. In Heading 0302, Excluding Fillets, Fish Meat Of (	7.624.660	7.621.300	8.312.742	8.946.161
	030292	Fish; Fresh Or Chilled, Shark Fins	3.470	739	104.100	14.780
	030323	Fish; Frozen, Tilapias (oreochromis Spp.), Excluding Fillets, Fish Meat Of 0304	573.639	413.485	1.510.451	992.782
	030325	Fish; Frozen, Carp (as Specified By The Wco), Excluding Fillets, Fish Meat Of (	30		161	
	030326	Fish; Frozen, Eels (anguilla Spp.), Excluding Fillets, Fish Meat Of 0304, And Ed	1.044.051	796.483	1.864.225	1.386.680
	030342	Fish; Frozen, Yellowfin Tunas (thunnus Albacares), Excluding Fillets, Fish Meat Of 0304, And Ed		27.210		26.739
	030343	Fish; Frozen, Skipjack Or Stripe-bellied Bonito, Excluding Fillets, Fish Meat Of	365.787		441.306	
	030349	Fish; Frozen, Tuna, N.e.c. In Item No. 0303.4, Excluding Fillets, Fish Meat Of 0	54.416		41.803	
	030354	Fish; Frozen, Mackerel (scomber Scombrus, Scomber Australasicus, Scomber	92.289		145.063	
	030359	Fish; Frozen, N.e.c. In Item No. 0303.5, Excluding Fillets, Fish Meat Of 0304, A	5.460.316	2.678.091	12.549.112	6.613.292
	030382	Fish; Frozen, Rays And Skates (rajidae), Excluding Fillets, Fish Meat Of 0304, And Edible Fish Of		2.000		2.000
	030389	Fish; Frozen, N.e.c. In Heading 0303, Excluding Fillets, Fish Meat Of 0304, And	26.227.239	7.644.345	44.694.738	12.520.157
	030391	Fish; Frozen, Livers, Roes And Milt		7.300		6.760
	030399	Fish; Frozen, Fish Fins (other Than Shark Fins), Heads, Tails, Maws And Other Edible Fish Offal		9.060		8.869
	030431	Fish Fillets; Fresh Or Chilled, Tilapias (oreochromis Spp.)	250	19.120	370	120.216
	030445	Fish Fillets; Fresh Or Chilled, Swordfish (xiphias Gladius)	5.847	795	51.310	905
	030449	Fish Fillets; Fresh Or Chilled, Other Than Fish Of Heading 0304.4	188.025	503.129	1.819.391	5.721.488
	030461	Fish Fillets; Frozen, Tilapias (oreochromis Spp.)	10.494.553	9.948.548	70.260.448	63.638.271
	030487	Fish Fillets; Frozen, Tunas (of The Genus Thunnus), Skipjack Or Stripe-bellied	831.124	772.683	7.991.513	7.526.643
	030489	Fish Fillets; Frozen, Of Fish N.e.c. In Heading 0304.8	170.216	201.063	872.750	1.132.657
	030493	Fish Meat, Excluding Fillets, Whether Or Not Minced; Frozen, Tilapias, Catfish	66.055	613.485	139.151	1.319.130
	030499	Fish Meat, Excluding Fillets, Whether Or Not Minced; Frozen, N.e.c. In Item N	10.071	96.901	7.645	108.968
	030539	Fish Fillets; Dried, Salted Or In Brine, But Not Smoked, N.e.c. In Item No. 030	206.632	79.379	531.885	348.435
	030549	Fish; Smoked, Whether Or Not Cooked Before Or During Smoking, N.e.c. In It	22.177		75.212	
	030559	Fish; Dried, Whether Or Not Salted But Not Smoked, Other Than Edible Fish C	112.772	384.671	124.998	301.226
	030563	Fish; Salted Or In Brine, Not Dried Or Smoked, Other Than Edible Fish Offal, A	15.240		5.640	
	030569	Fish; Salted Or In Brine, Not Dried Or Smoked, Other Than Edible Fish Offal, N	3.322		2.414	
	030571	Fish; Edible Offal, Shark Fins	8.161	60.635	48.403	334.816
	030572	Fish; Edible Offal, Fish Heads, Tails And Maws	20.219	6.483	118.057	28.476
	030579	Fish; Edible Offal, Other Than Shark Fins, Fish Heads, Tails And Maws	1.544	4.653	4.507	20.048
	030611	Crustaceans; Frozen, Rock Lobsters And Other Sea Crawfish (palinurus Spp., F	6.130	37.196	66.159	402.708
	030612	Crustaceans; Frozen, Lobsters (homarus Spp.), In Shell Or Not, Smoked, Cook	8.599		21.510	
	030614	Crustaceans; Frozen, Crabs, In Shell Or Not, Smoked, Cooked Or Not Before C	339.489	632.629	2.169.237	6.075.203
	030617	Crustaceans; Frozen, Shrimps And Prawns, Excluding Cold-water Varieties, In	11.741.100	11.884.414	95.824.644	101.993.661
	030619	Crustaceans; Frozen, N.e.c. In Item No. 0306.1, In Shell Or Not, Smoked, Cook	122.996	107.251	719.991	834.364
	030631	Crustaceans; Live, Fresh Or Chilled, Rock Lobsters And Other Sea Crawfish (pa	6.214	1.363	29.258	6.196
	030632	Crustaceans; Live, Fresh Or Chilled, Lobsters (homarus Spp.), Whether In Shel	14.001	7.658	47.374	100.789
	030633	Crustaceans; Live, Fresh Or Chilled, Crabs, Whether In Shell Or Not	426.903	1.080.987	850.046	6.236.596
	030635	Crustaceans; Live, Fresh Or Chilled, Cold-water Shrimps And Prawns (pandalu	122.400	208.000	73.022	125.335
	030636	Crustaceans; Live, Fresh Or Chilled, Shrimps And Prawns Excluding Cold-wate	960.054	1.152.850	1.085.959	1.468.258
	030639	Crustaceans; Live, Fresh Or Chilled, N.e.c. In Item No. 0306.3, In Shell Or Not,	500		2.100	
	030693	Crustaceans; Crabs, Smoked, Cooked Or Not, Whether In Shell Or Not, Wheth	385.915	576	445.061	2.304
	030695	Crustaceans; Shrimps And Prawns, Smoked, Cooked Or Not, Whether In Shell	2.487.547	2.153.656	914.282	1.120.502

https://sumut.bps.go.id

Tabel 2. Ekspor Provinsi Asal Barang Dirinci Menurut Kode HS6 Digit, 2020—2021

Provinsi Asal	Kode HS 6	Deskripsi HS 6 Digit	Berat Bersih (Kg)		Nilai FOB (US$)	
			2020	2021	2020	2021
(1)	(2)	(3)	(4)	(5)	(6)	(7)
Sumatera Utara						
	030721	Molluscs; Scallops, Whether In Shell Or Not, Including Queen Scallops, Of The Genera Pecten, (		55.917		44.179
	030722	Molluscs; Scallops, Whether In Shell Or Not, Including Queen Scallops Of The	79.389	29.730	59.377	36.338
	030742	Molluscs; Cuttle Fish And Squid, Whether In Shell Or Not, Live, Fresh Or Chille	200.900	302.260	247.389	372.062
	030743	Molluscs; Cuttle Fish And Squid, Whether In Shell Or Not, Includes Flours, Me	12.921.011	6.270.260	45.812.983	28.198.829
	030752	Molluscs; Octopus (octopus Spp.), Frozen	6.676.276	6.167.008	26.692.729	31.305.898
	030759	Molluscs; Octopus (octopus Spp.), Dried, Salted, In Brine, Or Smoked, Cooked	66.000	117.000	649.720	1.246.610
	030760	Molluscs; Snails, Other Than Sea Snails, Whether In Shell Or Not, Live, Fresh,	1.838	46	906	163
	030771	Molluscs; Clams, Cockles And Ark Shells (families Arcidae, Arcticidae, Cardiida	2.241.556	171.801	987.296	107.095
	030772	Molluscs; Clams, Cockles, Ark Shells (arcidae, Arcticidae, Cardiidae, Donacida	470.500	405.914	327.348	278.318
	030784	Molluscs; Stromboid Conchs (strombus Spp.), Whether In Shell Or Not, Frozen		8.588		17.112
	030791	Molluscs; N.e.c. In Heading 0307, Whether In Shell Or Not, Includes Flours, M	313.729	285.967	274.682	172.549
	030792	Molluscs; N.e.c. In Heading 0307, Whether In Shell Or Not, Includes Flours, M	193.651	36.992	367.217	60.236
	030819	Aquatic Invertebrates; Sea Cucumbers (stichopus Japonicus, Holothuroidea),	30.579	14.493	1.550.129	468.609
	030830	Aquatic Invertebrates; Jellyfish (rhopilema Spp.), Live, Fresh, Chilled, Frozen,	10.454		55.829	
	030890	Aquatic Invertebrates; Other Than Crustaceans, Molluscs, Sea Urchins, Sea Cucumbers And Jell		9.612		55.885
	040140	Dairy Produce; Milk And Cream, Not Concentrated, Not Containing Added Su	8.820	17.600	4.778	13.983
	040299	Dairy Produce; Milk And Cream, Containing Added Sugar Or Other Sweetenin	2.065	49.574	3.907	45.874
	040390	Dairy Produce; Buttermilk, Curdled Milk Or Cream, Kephir, Fermented Or Acid	230		89	
	040510	Dairy Produce; Derived From Milk, Butter	2.165	684	4.552	1.710
	040610	Dairy Produce; Fresh Cheese (including Whey Cheese), Not Fermented, And (	320		112	
	040630	Dairy Produce; Cheese, Processed (not Grated Or Powdered)	640		1.800	
	040900	Honey; Natural	130	41.162	432	39.099
	050800	Animal Products; Coral And Similar Materials, Shells Of Molluscs, Crustaceans	142.112	24.273	39.002	21.683
	051000	Animal Products; Ambergris, Castoreum, Civet, Musk, Cantharides, Bile (dried Or Not) Glands A		83		1.245
	051191	Animal Products; Of Fish Or Crustaceans, Molluscs Or Other Aquatic Inverteb	1.492.149	1.488.387	1.529.351	1.991.930
	051199	Animal Products; N.e.c. In Chapter 5	1.170	3.951	7.385	18.554
	060120	Plants, Live; Bulbs, Tubers, Tuberous Roots, Corms, Crowns And Rhizomes, In	11.667	22.794	329.534	27.763
	060210	Plants, Live; Unrooted Cuttings And Slips	1.267	1.765	186.428	404.435
	060290	Plants, Live; N.e.c. In Heading No. 0602	12.304	15.113	61.435	1.614.071
	060314	Flowers, Cut; Chrysanthemums, Flowers And Buds Of A Kind Suitable For Bou	2.049	115.668	10.699	630.577
	060315	Flowers, Cut; Lilies (lilium Spp.), Flowers And Flower Buds Of A Kind Suitable I	6.361	1.874	1.045.609	486.924
	060319	Flowers, Cut; Flowers And Buds Of A Kind Suitable For Bouquets Or Ornamental Purposes, Fres		378		1.591
	060390	Flowers, Cut; Flowers And Flower Buds Of A Kind Suitable For Bouquets Or O	420		66	
	060420	Foliage, Branches And Other Parts Of Plants, Without Flowers Or Flower Buds	85.937	105.301	177.580	206.064
	060490	Foliage, Branches And Other Parts Of Plants, Without Flowers Or Flower Buds	6.880		13.623	
	070190	Vegetables; Potatoes (other Than Seed), Fresh Or Chilled	3.358.646	2.229.995	2.148.224	1.415.137
	070200	Vegetables; Tomatoes, Fresh Or Chilled	250.613	113.940	510.677	258.215
	070310	Vegetables, Alliaceous; Onions And Shallots, Fresh Or Chilled	134.529	31.404	68.748	12.969
	070390	Vegetables, Alliaceous; Leeks And Other Kinds N.e.c. In Heading No. 0703, Fre	300	525	29	500
	070410	Vegetables, Brassica; Cauliflowers And Headed Broccoli, Fresh Or Chilled	39.433	814	11.583	283
	070420	Vegetables, Brassica; Brussel Sprouts, Fresh Or Chilled	254.080	91.124	262.347	96.981
	070490	Vegetables, Brassica; Edible, N.e.c. In Heading No. 0704, Fresh Or Chilled	42.460.138	26.901.142	8.999.738	7.339.939
	070511	Vegetables; Cabbage (head) Lettuce (lactuca Sativa), Fresh Or Chilled	3.219	3.544	12.518	18.664
	070519	Vegetables; Lettuce (lactuca Sativa), (other Than Cabbage Lettuce), Fresh Or (	52.198	41.552	297.426	223.659
	070610	Vegetables, Root; Carrots And Turnips, Fresh Or Chilled	134.990	84.615	80.292	52.864
	070690	Vegetables, Root; Salad Beetroot, Salsify, Celeric, Radishes And Similar Edible	78.240	60.890	56.154	42.758
	070700	Vegetables; Cucumbers And Gherkins, Fresh Or Chilled	6.384	15.949	4.220	3.901
	070820	Vegetables, Leguminous; Beans (vigna Spp., Phaseolus Spp.), Shelled Or Unsh	17.949	19.515	37.214	57.406
	070890	Vegetables, Leguminous; (other Than Peas And Beans), Shelled Or Unshelled,	349.387	425.228	199.770	357.188
	070920	Vegetables; Asparagus, Fresh Or Chilled	221		280	
	070930	Vegetables; Aubergines, (e.g. Plants), Fresh Or Chilled	72.596	149.456	22.028	46.043
	070951	Vegetables; Mushrooms Of The Genus Agaricus, Fresh Or Chilled	1.678	2.225	4.459	17.818
	070959	Vegetables; Truffles And Mushrooms (other Than Of The Genus Agaricus), Fresh Or Chilled		275		111
	070960	Vegetables; Fruits Of The Genus Capsicum Or Of The Genus Pimenta, Fresh O	252.933	121.875	314.465	160.846
	070970	Vegetables; Spinach, New Zealand Spinach And Orache Spinach (garden Spin	2.962	2.081	7.619	5.215
	070993	Vegetables; Pumpkins, Squash And Gourds (cucurbita Spp.), Fresh Or Chilled	432.436	297.795	115.244	79.899
	070999	Vegetables; Edible, N.e.c. In Chapter 07, Fresh Or Chilled	586.763	458.261	411.934	304.576
	071010	Vegetables; Potatoes, Uncooked Or Cooked By Steaming Or Boiling In Water,	184.520	459.009	124.284	300.596
	071029	Vegetables, Leguminous; (other Than Peas Or Beans), Shelled Or Unshelled, U	27.913		28.433	
	071040	Vegetables; Sweetcorn, Uncooked Or Cooked By Steaming Or Boiling In Wate	190.870	166.680	162.221	142.065

http://www.bps.go.id

Tabel 2. Ekspor Provinsi Asal Barang Dirinci Menurut Kode HS6 Digit, 2020—2021

Provinsi Asal	Kode HS 6	Deskripsi HS 6 Digit	Berat Bersih (Kg)		Nilai FOB (US$)	
			2020	2021	2020	2021
(1)	(2)	(3)	(4)	(5)	(6)	(7)
Sumatera Utara						
	071080	Vegetables; Uncooked Or Cooked By Steaming Or Boiling In Water, N.e.c. In H	1.374.426	1.078.455	1.339.031	996.837
	071090	Vegetable Mixtures; Uncooked Or Cooked By Steaming Or Boiling In Water, F	2.287	25.438	845	4.279
	071151	Vegetables; Mushrooms Of The Genus Agaricus, Provisionally Preserved But U	10.543	332	13.034	695
	071159	Vegetables; Mushrooms Other Than Of The Genus Agaricus, Provisionally Preserved But Unsuit		303		636
	071190	Vegetables And Mixed Vegetables; N.e.c. In Heading No. 0711, Provisionally F	18.000		10.458	
	071231	Vegetables; Mushrooms Of The Genus Agaricus, Whole, Cut, Sliced, Broken C	6.327	1.574	82.376	2.392
	071233	Vegetables; Jelly Fungi (tremella Spp)), Whole, Cut, Sliced, Broken Or In Powc	140		365	
	071239	Vegetables; Mushrooms, Other Than The Genus Agaricus And Truffles, Whole	7.873	2.653	219.556	79.204
	071290	Vegetables; Mixtures Of Vegetables N.e.c. In Heading No. 0712, Whole, Cut, S	20.400	220.000	31.186	372.707
	071333	Vegetables, Leguminous; Kidney Beans, Including White Pea Beans (phaseolu	27.328	9.642	17.789	6.948
	071334	Vegetables, Leguminous; Bambara Beans (vigna Subterranea Or Voandzeia Subterranea), Shell		200		48
	071410	Vegetable Roots And Tubers; Manioc (cassava), With High Starch Or Inulin Co	34.375	71.783	17.193	39.951
	071420	Vegetable Roots And Tubers; Sweet Potatoes, With High Starch Or Inulin Con	6.742.816	6.376.862	4.358.422	4.844.734
	071430	Vegetable Roots And Tubers; Yams (dioscorea Spp.) With High Starch Or Inuli	480	7.700	692	2.311
	071440	Vegetable Roots And Tubers; Taro (colocasia Spp.) With High Starch Or Inulin	887.235	771.230	416.271	417.281
	071490	Vegetable Roots And Tubers; Arrowroot, Salep, Jerusalem Artichokes And Sin	774.205	132.736	1.343.652	207.284
	080111	Nuts, Edible; Coconuts, Desiccated	36.358.557	47.512.659	63.884.702	95.369.083
	080112	Nuts, Edible; Coconuts, In The Inner Shell (endocarp)	69.360		23.255	
	080119	Nuts, Edible; Coconuts, Fresh Or Dried, Other Than Desiccated Or In The Inne	378.086	44.324	158.311	59.813
	080262	Nuts, Edible; Macadamia, Fresh Or Dried, Shelled	1		2	
	080280	Nuts, Edible; Areca Nuts, Fresh Or Dried, Whether Or Not Shelled Or Peeled	77.054.924	84.257.061	88.983.905	134.939.835
	080310	Fruit, Edible; Plantains, Fresh Or Dried	3.776.838	6.564.690	1.199.823	2.144.364
	080390	Fruit, Edible; Bananas, Other Than Plantains, Fresh Or Dried	148.315	4.655	41.981	5.151
	080410	Fruit, Edible; Dates, Fresh Or Dried	1.500	2.500	1.650	2.750
	080440	Fruit, Edible; Avocados, Fresh Or Dried	273.217	365.722	110.422	154.594
	080450	Fruit, Edible; Guavas, Mangoes And Mangosteens, Fresh Or Dried	320.752	241.495	296.950	376.465
	080510	Fruit, Edible; Oranges, Fresh Or Dried	2.580	8.043	960	3.601
	080550	Fruit, Edible; Lemons (citrus Limon, Citrus Limonum), Limes (citrus Aurantifoli	935.462	791.388	349.017	276.687
	080590	Fruit, Edible; Citrus Fruit N.e.c. In Heading No. 0805, Fresh Or Dried	11.860	5.870	2.951	1.510
	080711	Fruit, Edible; Watermelons, Fresh	30.575	38.605	8.686	17.078
	080719	Fruit, Edible; Melons, Other Than Watermelons, Fresh	24.035	24.840	9.398	12.104
	080720	Fruit, Edible; Papaws (papayas), Fresh	1.696	21.501	458	6.065
	081010	Fruit, Edible; Strawberries, Fresh		120		43
	081060	Fruit, Edible; Durians, Fresh	80.403	41.708	210.057	108.134
	081090	Fruit, Edible; Fruits N.e.c. In Heading No. 0801 To 0810, Fresh	672.599	862.370	228.416	418.130
	081190	Fruit, Edible; Fruit And Nuts N.e.c. In Heading No. 0811, Uncooked Or Cookec	796.943	1.435.092	700.012	1.049.176
	081340	Fruit, Edible; Fruit N.e.c. In Heading No. 0812, Dried	868.528	1.027.430	696.896	895.559
	081350	Nuts, Edible; Mixtures Of Nuts Or Dried Fruits Of Chapter 08	117.210		193.940	
	090111	Coffee; Not Roasted Or Decaffeinated	47.768.971	48.015.628	221.839.285	204.102.970
	090112	Coffee; Decaffeinated, Not Roasted		4		47
	090121	Coffee; Roasted, Not Decaffeinated	9.796	23.637	140.094	116.861
	090190	Coffee; Husks And Skins, Coffee Substitutes Containing Coffee In Any Proportion		2.210		16.447
	090210	Tea, Green; (not Fermented), In Immediate Packings Of A Content Not Exceed	774	456	3.123	2.083
	090220	Tea, Green; (not Fermented), In Immediate Packings Of A Content Exceeding	4.244	1.940	1.040	470
	090230	Tea, Black; (fermented) And Partly Fermented Tea, In Immediate Packings Of	1.080	240	352	230
	090240	Tea, Black; (fermented) And Partly Fermented Tea, In Immediate Packings Of	3.091.823	3.634.335	4.792.059	5.037.425
	090411	Spices; Pepper (of The Genus Piper), Neither Crushed Nor Ground	8.346	16.980	19.015	190.659
	090412	Spices; Pepper (of The Genus Piper), Crushed Or Ground		105		333
	090421	Spices; Fruits Of The Genus Capsicum Or Pimenta, Dried, Neither Crushed No	16	54	219	1.009
	090422	Spices; Fruits Of The Genus Capsicum Or Pimenta, Crushed Or Ground	4.897	717	2.633	1.188
	090510	Spices; Vanilla, Neither Crushed Nor Ground	12	193	1.765	28.920
	090520	Spices; Vanilla, Crushed Or Ground	3		103	
	090611	Spices; Cinnamon (cinnamomum Zeylanicum Blume), Neither Crushed Nor Gr	2.187.243	1.716.482	10.069.649	9.262.315
	090619	Spices; Cinnamon And Cinnamon-tree Flowers, Other Than Cinnamon (cinnar	2.721.395	1.558.086	11.027.693	7.718.618
	090620	Spices; Cinnamon And Cinnamon-tree Flowers, Crushed Or Ground	1.280.950	789.036	4.430.410	3.105.381
	090710	Spices; Cloves (whole Fruit, Cloves And Stems), Neither Crushed Nor Ground	781.121	428.895	2.379.401	1.972.298
	090720	Spices; Cloves (whole Fruit, Cloves And Stems), Crushed Or Ground	31.040	13.861	37.950	16.767
	090811	Spices; Nutmeg, Neither Crushed Nor Ground	124.060	93.100	363.603	192.826
	090812	Spices; Nutmeg, Crushed Or Ground	14.500	5.110	53.688	21.549
	090821	Spices; Mace, Neither Crushed Nor Ground	25.735	55.171	417.538	742.591

https://www.bps.go.id

Tabel 2. Ekspor Provinsi Asal Barang Dirinci Menurut Kode HS6 Digit, 2020—2021

Provinsi Asal	Kode HS 6	Deskripsi HS 6 Digit	Berat Bersih (Kg)		Nilai FOB (US$)	
			2020	2021	2020	2021
(1)	(2)	(3)	(4)	(5)	(6)	(7)
Sumatera Utara						
	090831	Spices; Cardamoms, Neither Crushed Nor Ground	263.255	145.789	2.428.669	1.448.507
	090921	Spices; Coriander Seeds, Neither Crushed Nor Ground	280	60	117	29
	090922	Spices; Coriander Seeds, Crushed Or Ground		53		66
	091011	Spices; Ginger, Neither Crushed Nor Ground	775.238	1.805.627	684.208	953.542
	091012	Spices; Ginger, Crushed Or Ground		80		1.539
	091020	Spices; Saffron	200		9	
	091030	Spices; Turmeric (curcuma)	1.062.182	1.008.235	256.526	435.595
	091091	Spices; Mixtures Of 2 Or More Products Of Different Headings	9.170	21.530	2.234	5.319
	091099	Spices; N.e.c. In Heading No. 0910	462.802	435.414	661.951	467.209
	100590	Cereals; Maize (corn), Other Than Seed	527.360	475.113	356.267	324.885
	100620	Cereals; Husked (brown) Rice		100		80
	110100	Wheat Or Meslin Flour	1.270		431	
	110419	Cereal Grains; Rolled Or Flaked, Other Than Oats	900		433	
	110510	Flour, Meal And Powder; Of Potatoes		19.280		7.037
	110620	Flour, Meal And Powder; Of Sago Or Of Roots Or Tubers Of Heading No. 0714	942.892	755.194	303.093	235.032
	110630	Flour, Meal And Powder; Of The Products Of Chapter 8	105.500	144.335	185.273	254.087
	110813	Starch; Potato	2.922.150	209.500	2.257.562	153.982
	110814	Starch; Manioc (cassava)	9.158.550	12.430.000	5.306.762	6.924.145
	110819	Starch; N.e.c. In Item No. 1108.11 To 1108.14	110.000	1.438.000	33.000	920.824
	120190	Soya Beans; Other Than Seed, Whether Or Not Broken	1.356	195	467	59
	120241	Ground-nuts; Other Than Seed, Not Roasted Or Otherwise Cooked, In Shell	4.255	18.570	1.040	4.496
	120242	Ground-nuts; Other Than Seed, Not Roasted Or Otherwise Cooked, Shelled, W	260	120	91	43
	120300	Copra	1.312.869	1.230.927	1.216.345	1.411.507
	120710	Oil Seeds; Palm Nuts And Kernels, Whether Or Not Broken	639	10.971	99.740	1.443.138
	120740	Oil Seeds; Sesamum Seeds, Whether Or Not Broken	40.400	53.500	106.938	137.342
	120760	Oil Seeds; Safflower (carthamus Tinctorius) Seeds, Whether Or Not Broken		3.000		4.563
	120799	Oil Seeds And Oleaginous Fruits; N.e.c. In Heading No. 1207, Whether Or Not Broken		6.000		12.600
	120929	Seeds Of Forage Plants; Other Than Lucerne, Clover, Fescue, Kentucky Blue G	2		89.124	
	120930	Seeds Of Herbaceous Plants; Cultivated Principally For Their Flowers, Of A Kir	1.146	812	3.063.381	2.834.319
	120999	Seeds; N.e.c. In Heading 1209, Of A Kind Used For Sowing	75.000	159.680	197.550	77.107
	121190	Plants And Parts (including Seeds And Fruits) N.e.c. In Heading No. 1211, Of A	629.348	1.132.923	1.029.923	2.708.993
	121221	Seaweeds And Other Algae; Fit For Human Consumption, Fresh, Chilled, Frozen Or Dried, Whe		10.000		3.600
	121299	Vegetable Products; Fit For Human Consumption, N.e.c. In Heading No. 1212	634.154	142.012	1.137.549	152.934
	121300	Cereal Straw And Husks; Unprepared, Whether Or Not Chopped, Ground, Pressed Or In The Fo		37.070		51.615
	130120	Gum Arabic	196.760	23.800	87.000	9.019
	130190	Natural Gums, Resins, Gum-resins And Oleoresins, N.e.c. In Heading No. 1301	22.409.987	23.203.153	19.185.509	26.159.137
	130219	Vegetable Saps And Extracts; N.e.c. In Item No. 1302.1	18.505	39.655	105.377	287.465
	130231	Mucilages And Thickeners; Agar-agar, Whether Or Not Modified, Derived Fro	15.400	2.700	347.445	61.200
	130239	Mucilages And Thickeners; Whether Or Not Modified, Derived From Vegetabl	62.417	126	184.673	786
	140110	Bamboo Used Primarily For Plaiting	34.250	67.725	3.228	29.464
	140190	Vegetable Materials Of A Kind Used Primarily For Plaiting; N.e.c. In Heading N	157.653	23.518	136.540	118.607
	140490	Vegetable Products; N.e.c. In Chapter 14	10.930.041	54.985.224	1.858.847	8.652.043
	151110	Vegetable Oils; Palm Oil And Its Fractions, Crude, Not Chemically Modified	485.070.870	235.052.738	314.634.664	256.540.140
	151190	Vegetable Oils; Palm Oil And Its Fractions, Other Than Crude, Whether Or Not	3.188.122.216	3.488.148.773	2.199.156.696	3.700.056.165
	151311	Vegetable Oils; Coconut (copra) Oil And Its Fractions, Crude, Not Chemically M	24.009.645	21.534.207	25.339.798	33.929.330
	151319	Vegetable Oils; Coconut (copra) Oil And Its Fractions, Other Than Crude, Whe	40.400.989	88.922.720	39.844.923	143.081.442
	151321	Vegetable Oils; Palm Kernel Or Babassu Oil And Their Fractions, Crude, Not Cl	9.251.434	1.000.089	5.896.588	1.353.717
	151329	Vegetable Oils; Palm Kernel Or Babassu Oil And Their Fractions, Other Than C	163.761.809	236.677.620	132.470.566	344.671.636
	151590	Vegetable Fats And Oils And Their Fractions; Fixed, N.e.c. In Heading No. 151	100	9.200	2.500	69.000
	151620	Vegetable Fats And Oils And Their Fractions; Partly Or Wholly Hydrogenated,	117.050.423	162.273.767	132.418.152	239.766.973
	151710	Margarine; Excluding Liquid Margarine	1.050.238	2.535.674	705.861	2.135.467
	151790	Edible Mixtures Or Preparations Of Animal Or Vegetable Fats Or Oils Or Of Fr	321.331.023	398.243.302	253.907.478	438.143.224
	151800	Animal Or Vegetable Fats And Oils And Their Fractions; Oxidised, Boiled Or O	9.076.300	9.391.081	6.870.112	9.844.201
	152000	Glycerol, Crude; Glycerol Waters And Glycerol Lyes	5.557.850	6.099.450	1.395.152	3.471.467
	152200	Degras; Residues Resulting From The Treatment Of Fatty Substances Or Anim	4.541.310	185.540	2.124.749	97.441
	160100	Meat Preparations; Sausages And Similar Products, Of Meat, Meat Offal Or Bl	7.499	414	106.382	375
	160210	Meat Preparations; Homogenised Preparations Of Meat, Meat Offal Or Blood	1		4	
	160412	Fish Preparations; Herrings, Prepared Or Preserved, Whole Or In Pieces (but I	16		4	
	160413	Fish Preparations; Sardines, Sardinella And Brisling Or Sprats, Prepared Or Pr	34.170		73.027	
	160414	Fish Preparations; Tunas, Skipjack And Atlantic Bonito (sarda Spp.), Prepared	10.194.246	6.492.718	34.413.116	22.209.429

https://sumut.bps.go.id

Tabel 2. Ekspor Provinsi Asal Barang Dirinci Menurut Kode HS6 Digit, 2020—2021

Provinsi Asal	Kode HS 6	Deskripsi HS 6 Digit	Berat Bersih (Kg)		Nilai FOB (US$)	
			2020	2021	2020	2021
(1)	(2)	(3)	(4)	(5)	(6)	(7)
Sumatera Utara						
	160419	Fish Preparations; Fish Prepared Or Preserved, Whole Or In Pieces (but Not M	36.780		91.725	
	160420	Fish Preparations; Fish Minced Or In Forms N.e.c. In Heading No. 1604, Prepa	559.902	246.479	1.120.232	490.011
	160510	Crustacean Preparations; Crab, Prepared Or Preserved	1.515.918	1.578.831	29.170.406	52.877.914
	160529	Crustacean Preparations; Shrimps And Prawns, Prepared Or Preserved, In Air	1.039.538	721.028	10.137.736	7.223.962
	160540	Crustacean Preparations; Other Than Crab, Shrimps, Prawns, And Lobsters, P	8.233	163.811	104.932	1.275.037
	160554	Mollusc Preparations; Cuttle Fish And Squid, Prepared Or Preserved	280.801	141.855	1.806.986	1.002.317
	160555	Mollusc Preparations; Octopus, Prepared Or Preserved	8.511	15.467	71.943	140.596
	160556	Mollusc Preparations; Clams, Cockles And Arkshells, Prepared Or Preserved	817.480	767.719	2.424.852	2.402.060
	160561	Aquatic Invertebrates; Sea Cucumbers, Prepared Or Preserved		6.300		217.905
	160563	Aquatic Invertebrates; Jellyfish, Prepared Or Preserved	140.150	139.288	370.820	338.420
	170199	Sugars; Sucrose, Chemically Pure, In Solid Form, Not Containing Added Flavou	250.005	21.875.000	118.103	11.736.768
	170230	Sugars; Glucose And Glucose Syrup, Not Containing Fructose Or Containing Ir	40	30	32	65
	170290	Sugars; N.e.c. In Heading No. 1702, Including Invert Sugar And Other Sugar Ar	60.124	56.666	131.056	95.156
	170310	Sugars; Molasses, From Sugar Cane, Resulting From The Extraction Or Refinin	5.012.860		671.723	
	170410	Sugar Confectionery; Chewing Gum, Whether Or Not Sugar-coated, Not Cont	692.985	473.750	1.527.972	1.121.507
	170490	Sugar Confectionery; (excluding Chewing Gum, Including White Chocolate), N	540.940	481.781	1.074.809	1.020.695
	180100	Cocoa Beans; Whole Or Broken, Raw Or Roasted	275.005	800.000	690.634	2.118.400
	180200	Cocoa; Shells, Husks, Skins And Other Cocoa Waste	124.421		27.136	
	180400	Cocoa; Butter, Fat And Oil	35		18	
	180500	Cocoa; Powder, Not Containing Added Sugar Or Other Sweetening Matter	34.000	51.003	20.710	40.611
	180610	Cocoa; Powder, Containing Added Sugar Or Other Sweetening Matter		575		492
	180620	Chocolate & Other Food Preparations Containing Cocoa; In Blocks, Slabs Or B	174	80	119	168
	180631	Chocolate And Other Food Preparations Containing Cocoa; In Blocks, Slabs Or	50.580	17.480	18.353	5.386
	180690	Chocolate And Other Food Preparations Containing Cocoa; N.e.c. In Chapter	11.582	10.964	48.096	46.523
	190120	Food Preparations; Mixes And Doughs For The Preparation Of Bread, Pastry,	46.000	907.000	33.810	652.431
	190190	Food Preparations; Of Flour, Meal, Starch, Malt Extract Or Milk Products, For	182.890	309.382	91.989	256.120
	190219	Food Preparations; Pasta, Uncooked (excluding That Containing Eggs), Not St	364.704	650.848	656.049	1.487.627
	190230	Food Preparations; Pasta (excluding Stuffed), Cooked Or Otherwise Prepared	2.545.351	1.234.419	3.222.989	1.886.457
	190300	Food Preparations; Tapioca And Substitutes Thereof, Prepared From Starch Ir	1.080.598	6.790.593	403.486	2.734.268
	190410	Food Preparations; Obtained By The Swelling Or Roasting Of Cereals Or Cerea	5.267	37.450	3.575	16.779
	190420	Food Preparations; Obtained From Unroasted Cereal Flakes Or From Mixture	72.387	175.892	56.503	130.291
	190490	Food Preparations; Cereal Or Cereal Products (excluding Maize), In Grain Forr	35.587	26.078	36.256	27.659
	190510	Food Preparations; Crispbread, Whether Or Not Containing Cocoa	30.150	3.763	79.748	6.361
	190531	Food Preparations; Sweet Biscuits, Whether Or Not Containing Cocoa	429.422	721.044	982.907	1.782.784
	190532	Food Preparations; Waffles And Wafers, Whether Or Not Containing Cocoa	20.116	100.494	38.378	195.886
	190590	Food Preparations; Bakers' Wares N.e.c. In Heading No. 1605, Whether Or Nc	1.617.447	1.136.946	3.001.549	1.922.559
	200190	Vegetable Preparations; Vegetables, Fruit, Nuts And Other Edible Parts Of Pla	29.992	17.946	23.026	12.616
	200490	Vegetable Preparations; Vegetables And Mixtures Of Vegetables (excluding P	280.498	258.840	524.942	462.374
	200520	Vegetable Preparations; Potatoes, Prepared Or Preserved Otherwise Than By	9	189	93	312
	200591	Vegetable Preparations; Bamboo Shoots, Prepared Or Preserved Otherwise Than By Vinegar O		590		179
	200599	Vegetable Preparations; Vegetables And Mixtures Of Vegetables N.e.c. In Hea	1.791.716	1.464.343	1.728.931	1.425.087
	200600	Vegetables, Fruit, Nuts, Fruit-peel And Other Parts Of Plants, Preserved By Sugar (drained, Glac		3.000		1.455
	200799	Jams, Fruit Jellies, Marmalades, Purees And Pastes; Of Fruit Or Nuts N.e.c. In	562.686	2.068.280	2.419.484	8.541.926
	200811	Nuts; Ground-nuts, Whether Or Not Containing Added Sugar, Other Sweeten	46.004	30.660	76.166	57.155
	200819	Nuts And Other Seeds; Whether Or Not Containing Added Sugar, Other Swee	341.804	115.920	437.543	179.420
	200820	Fruit; Pineapples, Prepared Or Preserved In Ways N.e.c. In Heading No. 2007,	816	624	4.193	1.569
	200899	Fruit, Nuts And Other Edible Parts Of Plants; Prepared Or Preserved, Whethe	1.119.741	1.926.851	1.859.154	3.371.563
	200949	Juice; Pineapple, Of A Brix Value Exceeding 20, Unfermented, Not Containing	42.800	74.720	61.033	110.182
	200989	Juice; Of Any Single Fruit Or Vegetable N.e.c. In Heading No. 2009, Unfermen	171.848	178.739	300.950	377.295
	210111	Extracts, Essences And Concentrates; Of Coffee, And Preparations With A Bas	5.244.515	2.679.297	24.479.816	17.480.366
	210112	Preparations With A Basis Of Extracts, Essences Or Concentrates Or With A Ba	2.222.010	5.136.622	6.019.746	14.223.026
	210120	Extracts, Essences And Concentrates; Of Tea Or Mate, And Preparations With	103.533	146.892	429.542	602.722
	210130	Chicory, Roasted And Other Roasted Coffee Substitutes; Extracts, Essences Ar	53.128	105.610	30.758	68.301
	210210	Yeasts; Active	125	185	224	261
	210310	Sauces; Soya	26.094	17.070	19.010	11.814
	210320	Sauces; Tomato Ketchup And Other Tomato Sauces	4.501	14.094	1.048	8.335
	210390	Sauces And Preparations Therefor; Mixed Condiments And Mixed Seasonings	5.122.995	3.711.956	2.376.421	1.645.847
	210420	Homogenised Composite Food Preparations		2.203		3.270
	210500	Ice Cream And Other Edible Ice; Whether Or Not Containing Cocoa		52		200
	210690	Food Preparations; N.e.c. In Item No. 2106.10	8.209.089	12.153.246	11.456.778	17.816.728

https://sumut.bps.go.id

Tabel 2. Ekspor Provinsi Asal Barang Dirinci Menurut Kode HS6 Digit, 2020—2021

Provinsi Asal	Kode HS 6	Deskripsi HS 6 Digit	Berat Bersih (Kg)		Nilai FOB (US$)	
			2020	2021	2020	2021
(1)	(2)	(3)	(4)	(5)	(6)	(7)
Sumatera Utara						
	220110	Waters; Mineral And Aerated, Including Natural Or Artificial, (not Containing	1.671	7.550	258	1.905
	220190	Waters; Other Than Mineral And Aerated, (not Containing Added Sugar Or Other Sweetening M		26.000		8.463
	220210	Waters; Including Mineral And Aerated, Containing Added Sugar Or Other Sw	54.635	54.125	22.644	33.182
	220299	Non-alcoholic Beverages; Other Than Non-alcoholic Beer, N.e.c. In Item No. 2	77.705	68.872	53.590	51.239
	230120	Flours, Meals And Pellets; Of Fish Or Of Crustaceans, Molluscs Or Other Aquatic Invertebrates		260.000		181.930
	230230	Bran, Sharps And Other Residues; Of Wheat, Whether Or Not In The Form Of	500.000		92.225	
	230240	Bran, Sharps And Other Residues; Of Other Cereals, Whether Or Not In The F	483.236	590.449	103.332	112.326
	230320	Beet-pulp, Bagasse And Other Waste Of Sugar Manufacture; Whether Or Not	145.000	126.000	36.325	29.585
	230650	Oil-cake And Other Solid Residues; Whether Or Not Ground Or In The Form O	3	77.000	6	79.695
	230660	Oil-cake And Other Solid Residues; Whether Or Not Ground Or In The Form O	782.008.951	1.066.692.132	117.969.421	365.625.464
	230690	Oil-cake And Other Solid Residues; Whether Or Not Ground Or In The Form O	5.035.480	3.503.174	2.612.492	3.063.439
	230800	Vegetable Materials And Vegetable Waste, Vegetable Residues And By-produ	3.788.236	2.418.100	1.639.488	323.578
	230990	Dog Or Cat Food; (not Put Up For Retail Sale), Used In Animal Feeding		180.135		70.200
	240120	Tobacco; Partly Or Wholly Stemmed Or Stripped	13.699	6.707	21.456	12.854
	240210	Cigars, Cheroots And Cigarillos; Containing Tobacco Including The Weight Of	166.552	78.749	3.036.490	1.640.385
	240220	Cigarettes; Containing Tobacco	39.119.327	32.546.286	258.727.731	214.596.029
	240311	Tobacco; Smoking, Water Pipe Tobacco As Specified In Subheading Note 1 To This Chapter, Wh		28.047		48.227
	240319	Tobacco; Smoking, Other Than Water Pipe Tobacco, Whether Or Not Contain	23.771	21.666	112.069	103.203
	240399	Tobacco; Other Than Homogenised Or Reconstituted Or Smoking	870	1.449	15.939	22.271
	250410	Graphite; Natural, In Powder Or In Flakes	69		43	
	251310	Pumice Stone, Whether Or Not Heat Treated		0		1
	251620	Sandstone;. Whether Or Not Roughly Trimmed, Cut, By Sawing Etc, Into Block	2.500		50	
	253020	Kieserite, Epsomite (natural Magnesium Sulphates)		200.000		15.860
	261690	Precious Metal Ores And Concentrates; (excluding Silver)		24		64
	262011	Slag, Ash And Residues; (not From The Manufacture Of Iron Or Steel), Contai	24.951		50.649	
	262019	Slag, Ash And Residues; (not From The Manufacture Of Iron Or Steel), Contai	48.510		54.907	
	262190	Slag And Ash N.e.c. In Chapter 26; Including Seaweed Ash (kelp) But Excludin	968.576	933.977	170.668	193.044
	271019	Petroleum Oils And Oils From Bituminous Minerals, Not Containing Biodiesel,	129.675	269.817	347.255	887.537
	271290	Paraffin Wax; Containing By Weight 0.75% Or More Of Oil, Obtained By Synth	1		1	
	280300	Carbon; Carbon Blacks And Other Forms Of Carbon N.e.c.	60		108	
	280920	Phosphoric Acid And Polyphosphoric Acids		9.900		11.880
	282550	Copper Oxides And Hydroxides	74.062		47.094	
	282570	Molybdenum Oxides And Hydroxides		18.710		3.709
	283319	Sodium Sulphates; Other Than Disodium Sulphate		54.000		9.720
	283525	Phosphates; Calcium Hydrogenorthophosphate (dicalcium Phosphate), Whet	2		2	
	283620	Carbonates; Disodium Carbonate	112.500		32.750	
	283630	Carbonates; Sodium Hydrogen Carbonate (sodium Bicarbonate)	14.000	75.000	3.900	29.733
	283919	Silicates; Of Sodium (excluding Sodium Metasilicates)	12.004.000	12.160.000	2.616.498	2.324.799
	285390	Phosphides, Chemically Defined Or Not, Not Ferrophosphorus; Other Inorgan	85	9.887	149	15.778
	290516	Alcohols; Saturated Monohydric, Octanol (octyl Alcohol) And Isomers Thereo	837.270	1.566.340	1.503.634	2.596.325
	290517	Alcohols; Saturated Monohydric, Dodecan-1-ol (lauryl Alcohol), Hexadecan-1	18.340.010	21.711.851	22.373.132	37.032.821
	290519	Alcohols; Saturated Monohydric, N.e.c. In Item No. 2905.1	4.077.651	3.226.538	6.943.644	8.028.791
	290522	Alcohols; Unsaturated Monohydric, Acyclic Terpene Alcohols		50		1.415
	290545	Alcohols; Polyhydric, Glycerol	242.000.181	250.223.270	128.132.672	216.546.593
	290950	Ether-phenols, Ether-alcohol-phenols And Their Halogenated, Sulphonated, N	127.910	340.112	2.015.370	5.444.998
	291219	Aldehydes; Acyclic, Without Other Oxygen Function, N.e.c. In Item No. 2912.	4.110	8.875	126.648	276.958
	291570	Acids; Saturated Acyclic Monocarboxylic Acids; Palmitic Acid, Stearic Acid, Th	104.801.873	108.949.354	87.623.724	121.836.891
	291590	Acids; Saturated Acyclic Monocarboxylic Acids; Anhydrides, Halides, Peroxide	131.928.211	141.592.054	129.553.280	237.467.293
	291615	Acids; Unsaturated Acyclic Monocarboxylic Acids; Oleic, Linoleic Or Linolenic	92.800	90.850	152.551	185.369
	291619	Acids; Unsaturated Acyclic Monocarboxylic, Cyclic Monocarboxylic, Their Anhydrides, Halides,		69.930		156.930
	291811	Acids; Carboxylic Acids, (with Alcohol Function But Without Other Oxygen Fu	254.100	117.000	459.608	240.654
	292242	Amino-acids, Other Than Those Containing More Than One Kind Of Oxygen F	927	433	2.627	1.351
	292412	Acyclic Amides (including Acyclic Carbamates) And Their Derivatives; Salts Th	126.850	81.630	143.794	118.683
	292419	Acyclic Amides (including Acyclic Carbamates) And Their Derivatives; Salts Th	48.000		57.749	
	293219	Heterocyclic Compounds; With Oxygen Hetero-atom(s) Only, Containing An U	61.875	56.250	101.436	108.427
	293499	Nucleic Acids And Their Salts, Other Heterocyclic Compounds, N.e.c. In Headi	1		7	
	293621	Vitamins; Vitamins A And Their Derivatives, Unmixed		900		99.900
	293627	Vitamins; Vitamin C And Its Derivatives, Unmixed		1		104
	293628	Vitamins; Vitamin E And Its Derivatives, Unmixed	14.036	29.431	351.979	860.531
	293629	Vitamins; N.e.c. In Item No. 2936.2, And Their Derivatives, Unmixed	4	50	287	5.770

https://sumut.bps.go.id

Tabel 2. Ekspor Provinsi Asal Barang Dirinci Menurut Kode HS6 Digit, 2020—2021

Provinsi Asal	Kode HS 6	Deskripsi HS 6 Digit	Berat Bersih (Kg)		Nilai FOB (US$)	
			2020	2021	2020	2021
(1)	(2)	(3)	(4)	(5)	(6)	(7)
Sumatera Utara						
	293690	Vitamins; N.e.c. In Heading No. 2936, Including Natural Concentrates	0	1	4	12
	293890	Glycosides; Natural Or Reproduced By Synthesis, Other Than Rutoside (rutin)	18.000		1.350	
	294190	Antibiotics; N.e.c. In Heading No. 2941	9		3.177	
	294200	Organic Compounds; N.e.c. In Chapter 29	25		30	
	300212	Blood, Human Or Animal, Antisera, Other Blood Fractions And Immunologica	21	17	320	1.239
	300290	Toxins, Cultures Of Micro-organisms (excluding Yeasts) And Similar Products	7	10	103	479
	300410	Medicaments; Containing Penicillins, Streptomycins Or Their Derivatives, For	19	24	678	379
	300439	Medicaments; Containing Hormones (but Not Insulin), Adrenal Cortex Hormo	1		21	
	300450	Medicaments; Containing Vitamins Or Their Derivatives, For Therapeutic Or P	6	1	697	70
	300490	Medicaments; Consisting Of Mixed Or Unmixed Products N.e.c. In Heading N	27.213	51.301	52.021	94.298
	300510	Dressings, Adhesive; And Other Articles Having An Adhesive Layer, Packed Fo	5		250	
	300590	Wadding, Gauze, Bandages And Similar Articles; (excluding Adhesive Dressing	244	12.440	1.734	4.822
	310100	Fertilizers, Animal Or Vegetable; Whether Or Not Mixed Together Or Chemica	2.812.514	3.138.405	632.200	736.447
	310290	Fertilizers, Mineral Or Chemical; Nitrogenous, Other Kinds Including Mixtures	27.000		55.248	
	310420	Fertilizers, Mineral Or Chemical; Potassic, Potassium Chloride		2		0
	310490	Fertilizers, Mineral Or Chemical; Potassic, N.e.c. In Heading No. 3104	78.003		17.316	
	310520	Fertilizers, Mineral Or Chemical; Containing The Three Fertilizing Elements Ni	319.445		132.639	
	310590	Fertilizers, Mineral Or Chemical; N.e.c. In Heading No. 3105	4.077.690	3.393.250	853.400	697.501
	320190	Tanning Extracts Of Vegetable Origin; Tannins And Their Salts, Ethers, Esters /	5.024.489	2.267.341	10.120.976	4.531.039
	320411	Dyes; Disperse Dyes And Preparations Based Thereon	1	0	2	2
	320416	Dyes; Reactive Dyes And Preparations Based Thereon		3		28
	320417	Dyes; Pigments And Preparations Based Thereon	50		50	
	320419	Dyes; N.e.c., Including Mixtures Of Colouring Matter Of Two Or More Of Thos	27.000		5.400	
	320710	Pigments; Prepared Pigments, Opacifiers, Colours And Similar Preparations	75		30	
	320990	Paints And Varnishes; (based On Polymers Other Than Acrylic Or Vinyl), Dispe	2		18	
	321511	Ink; For Printing, Black, Whether Or Not Concentrated Or Solid	154		5.007	
	330119	Oils, Essential; Of Citrus Fruits N.e.c. In Heading No. 3301 (terpeneless Or Not	7.385	927	855.962	14.403
	330129	Oils, Essential; N.e.c. In Heading No. 3301 (terpeneless Or Not), Including Cor	667.966	940.552	24.671.783	33.155.302
	330130	Resinoids	330	26	21.067	209
	330190	Oils, Essential; Concentrates In Fats, Fixed Oils, Waxes And The Like, Terpenic	438.307	492.763	20.303.361	23.269.325
	330210	Odoriferous Substances And Mixtures; Of A Kind Used In The Food Or Drink Industries		11		5
	330290	Odoriferous Substances And Mixtures; Used As Raw Materials In Industries O	527	208	4.719	6.341
	330300	Perfumes And Toilet Waters	420	2.887	640	1.757
	330491	Cosmetic And Toilet Preparations; Powders, Whether Or Not Compressed (ex	9.180	9.940	4.701	3.824
	330499	Cosmetic And Toilet Preparations; N.e.c. In Heading No. 3304, For The Care C	22.165	50.041	83.311	43.839
	330510	Hair Preparations; Shampoos	5.480	2.882	2.987	1.660
	330590	Hair Preparations; N.e.c. In Heading No. 3305	4.180	1.035	1.945	542
	330610	Oral Or Dental Hygiene Preparations; Dentifrices	3.040	1.036	917	760
	330720	Perfumery, Cosmetic Or Toilet Preparations; Personal Deodorants And Antipe	200		147	
	330741	Perfumes And Deodorizers; Perfuming Or Deodorizing Preparations For Room	194.274	443.903	551.271	596.579
	330749	Perfumes And Deodorizers; Perfuming Or Deodorizing Preparations For Room	229		1.925	
	330790	Perfumes And Deodorizers; Perfuming Or Deodorizing Preparations N.e.c. In I	188	136	5.216	3.383
	340111	Soap And Organic Surface-active Products; In The Form Of Bars, Cakes, Moul	35.550.212	21.882.463	30.593.321	21.439.889
	340119	Soap And Organic Surface-active Products; In The Form Of Bars, Cakes, Moul	25.934.782	38.061.873	13.783.985	56.845.262
	340120	Soap; In Forms N.e.c. In Item No. 3401.11	297.634.565	304.982.585	214.103.402	247.697.558
	340130	Organic Surface-active Products And Preparations For Washing The Skin, In T	10	620	30	216
	340290	Washing And Cleaning Preparations; Surface-active, Whether Or Not Contain	694	7.804	1.023	46.807
	340391	Lubricating Preparations; For The Treatment Of Textile And Similar Materials	83		30.010	
	340490	Waxes; Artificial And Prepared, Other Than Of Polyethylene Glycol	40.874.345	43.501.510	47.916.433	69.401.235
	340600	Candles, Tapers And The Like	700.865	413.203	965.918	710.366
	350520	Glues; Based On Starches, Or On Dextrins Or Other Modified Starches	1		1	
	350699	Glues And Other Adhesives; Prepared, N.e.c. In Heading No. 3506, Not Exceeding A Net Weigh		25		30
	360500	Matches; Other Than Pyrotechnic Articles Of Heading No. 3604	279.807	279.620	342.196	341.829
	360610	Fuels; Liquid Or Liquefied-gas, In Containers, Of A Kind Used For Filling Or Refilling Cigarette Or		99.000		156.435
	370199	Photographic Plates And Film; (for Other Than Colour Photography), In The Flat, Sensitised, Un		96		12
	370390	Photographic Paper, Paperboard And Textiles; (for Other Than Colour Photog	2.621		23.935	
	380210	Carbon; Activated	3.628.848	3.332.875	6.482.499	6.665.558
	380290	Chemical Products; Activated Natural Mineral Products, Animal Black, Includi	3.831.500	1.567.500	1.069.555	414.185
	380510	Terpenic Oils; Gum, Wood Or Sulphate Turpentine Oils	1.844.240	3.328.945	3.601.783	12.118.106
	380590	Terpenic Oils; Produced By The Treatment Of Coniferous Woods, Crude Dipe	21		31	

https://www.bps.go.id

Tabel 2. Ekspor Provinsi Asal Barang Dirinci Menurut Kode HS6 Digit, 2020—2021

Provinsi Asal	Kode HS 6	Deskripsi HS 6 Digit	Berat Bersih (Kg)		Nilai FOB (US$)	
			2020	2021	2020	2021
(1)	(2)	(3)	(4)	(5)	(6)	(7)
Sumatera Utara						
	380610	Rosin And Resin Acids	7.540.620	13.331.590	7.543.413	19.906.447
	380630	Ester Gums		46.000		75.533
	380690	Rosin; Spirit And Oils, N.e.c. In Heading No. 3806	36.000	2	50.181	1
	380862	Insecticides; Containing Goods Specified In Subheading Note 2 To This Chapte	219.751		1.223.302	
	380869	Insecticides; Containing Goods Named In Subheading Note 2 To This Chapter,	452.788		2.315.440	
	380891	Insecticides; Other Than Containing Goods Specified In Subheading Notes 1 &	702.022	894.946	25.906.101	41.532.269
	380892	Fungicides; Other Than Containing Goods Specified In Subheading Note 1 To	92.541	241.010	128.993	3.785.200
	380893	Herbicides, Anti-sprouting Products And Plant-growth Regulators; Other Thar	1.681.626	2.690.102	17.890.191	45.906.584
	380899	Rodenticides And Other Similar Products N.e.c. In Heading No. 3808.9; Other	20.000		21.980	
	381090	Fluxes And Other Auxiliary Preparations; For Soldering, Brazing Or Welding, C	24	103	42	45
	381190	Oxidation And Gum Inhibitors, Viscosity Improvers, Anti-corrosive Preparations, Other Prepare		158		1.405
	381400	Solvents And Thinners; Organic Composite Solvents And Thinners, N.e.c. Or In	88		1.596	
	381519	Catalysts, Supported; Reaction Initiators, Reaction Accelerators And Catalytic	26.545	271	541.720	68
	381590	Reaction Initiators, Reaction Accelerators And Catalytic Preparations, Unsupp	17.000	22.000	5.478	9.368
	381600	Refractory Cements, Mortars, Concretes And Similar Compositions; Other Tha	20		10	
	381900	Hydraulic Fluids; For Brakes And Other Prepared Liquids For Hydraulic Transn	481	480	1.510	3.816
	382000	Anti-freezing Preparations And Prepared De-icing Fluids	58.026	84.581	105.241	143.515
	382311	Industrial Monocarboxylic Fatty Acids, Acid Oils From Refining; Stearic Acid	220.976.741	255.867.482	173.798.005	296.153.817
	382312	Industrial Monocarboxylic Fatty Acids, Acid Oils From Refining; Oleic Acid	61.922.178	64.548.406	55.065.668	102.783.941
	382313	Industrial Monocarboxylic Fatty Acids, Acid Oils From Refining; Tall Oil Fatty A	20		5	
	382319	Industrial Monocarboxylic Fatty Acids; Acid Oils From Refining; (other Than St	412.864.656	491.086.354	308.194.896	546.336.890
	382370	Industrial Fatty Alcohols	134.448.472	122.200.985	153.347.475	211.391.578
	382499	Chemical Products, Mixtures And Preparations; N.e.c. Heading 3824	8.373.908	9.517.777	17.334.252	20.820.295
	382600	Biodiesel And Mixtures Thereof; Not Containing Or Containing Less Than 70%	2.693.378	5.516.620	1.108.939	3.820.918
	390210	Propylene, Other Olefin Polymers; Polypropylene In Primary Forms		205		1.792
	390319	Styrene Polymers; (other Than Expansible Polystyrene), In Primary Forms	27.000		18.360	
	390610	Acrylic Polymers; Poly(methyl Methacrylate), In Primary Forms	5		148	
	390769	Poly(ethylene Terephthalate); In Primary Forms, Having A Viscosity Of Less Th	438.560	1.019.080	261.559	587.560
	390910	Amino-resins; Urea And Thiourea Resins, In Primary Forms	7.452.675	5.487.475	4.590.773	4.100.540
	390920	Amino-resins; Melamine Resins, In Primary Forms	132.400	147.500	97.897	211.073
	390940	Phenolic Resins; In Primary Forms	41.424	171.600	22.653	108.873
	391390	Polymers, Natural And Modified Natural; In Primary Forms (excluding Alginic	16.121	11.250	10.619	8.034
	391590	Plastics N.e.c. In Heading No. 3915; Waste, Parings And Scrap	44.000	176.843	21.020	197.605
	391690	Plastics; Monofilament, Of Plastics N.e.c. In Heading No. 3916, Cross-sectional Dimension Exce		2		977
	391729	Plastics; Tubes, Pipes And Hoses Thereof, Rigid, Of Plastics N.e.c. In Heading I	3		6	
	391732	Plastics; Tubes, Pipes And Hoses Thereof, Other Than Those Of Item No. 3917	376		114	
	391739	Plastics; Tubes, Pipes And Hoses Thereof, N.e.c. In Item No. 3917.30		10		1.800
	391890	Floor, Wall Or Ceiling Coverings; Of Plastics (excluding Polymers Of Vinyl Chlo	19.755		21.712	
	391910	Plastics; Plates, Sheets, Film, Foil, Tape, Strip, Other Flat Shapes Thereof, Self	375		99	
	391990	Plastics; Plates, Sheets, Film, Foil, Tape, Strip, Other Flat Shapes Thereof, Self	5		124	
	392049	Plastics; Polymers Of Vinyl Chloride, Containing By Weight, Less Than 6% Of P	0		5	
	392069	Plastics; Plates, Sheets, Film, Foil And Strip (not Self-adhesive), Of Polyesters	1		20	
	392099	Plastics; Plates, Sheets, Film, Foil And Strip (not Self-adhesive), Of Plastics N.e.c. In Heading No		240		942
	392111	Plastics; Plates, Sheets, Film, Foil And Strip, Of Polymers Of Styrene, Cellular		7		1
	392113	Plastics; Plates, Sheets, Film, Foil And Strip, Of Polyurethanes, Cellular		4		30
	392190	Plastics; Plates, Sheets, Film, Foil And Strip, Other Than Cellular	507.371	407.797	1.069.782	827.750
	392220	Plastics; Lavatory Seats And Covers	60	2	165	4
	392310	Plastics; Boxes, Cases, Crates And Similar Articles For The Conveyance Or Pac	8.989	40.472	33.760	6.920
	392321	Ethylene Polymers; Sacks And Bags (including Cones), For The Conveyance Or	29.904.778	29.059.327	42.914.217	49.253.940
	392329	Plastics; Sacks And Bags (including Cones), For The Conveyance Or Packing Of	140	1	97	2
	392330	Plastics; Carboys, Bottles, Flasks And Similar Articles, For The Conveyance Or	1.483	0	5.321	10
	392350	Plastics; Stoppers, Lids, Caps And Other Closures, For The Conveyance Or Pac	12.138	15.370	29.674	40.318
	392390	Plastics; Articles For The Conveyance Or Packing Of Goods N.e.c. In Heading N	297	2	3.211	4
	392410	Plastics; Tableware And Kitchenware	41.615	2.080	93.534	4.868
	392530	Plastics; Builders' Ware, Shutters, Blinds (including Venetian Blinds) And Simil	9.172	10	8.163	389
	392630	Plastics; Fittings For Furniture, Coachwork Or The Like	916	646	15.825	11.732
	392640	Plastics; Statuettes And Other Ornamental Articles		195		250
	392690	Plastics; Other Articles N.e.c. In Chapter 39	2.812	24.071	15.652	41.176
	400110	Rubber; Natural Rubber Latex, Whether Or Not Pre-vulcanised, In Primary Fo	3.705.500	1.408.500	3.677.120	1.972.615
	400121	Rubber; Natural (excluding Latex), In Smoked Sheets	14.197.066	11.075.668	21.918.411	23.465.771

https://sumut.bps.go.id

Tabel 2. Ekspor Provinsi Asal Barang Dirinci Menurut Kode HS6 Digit, 2020—2021

Provinsi Asal	Kode HS 6	Deskripsi HS 6 Digit	Berat Bersih (Kg)		Nilai FOB (US$)	
			2020	2021	2020	2021
(1)	(2)	(3)	(4)	(5)	(6)	(7)
Sumatera Utara						
	400122	Rubber; Technically Specified Natural Rubber (tsnr), In Primary Forms Or In Pl	410.665.255	424.918.810	549.402.656	730.785.530
	400219	Rubber; Synthetic, Styrene-butadiene Rubber (sbr) And Carboxylated Styrene	209.427	90.273	230.691	157.524
	400251	Rubber; Synthetic, Acrylonitrile-butadiene Rubber (nbr), Latex, In Primary For	9		1	
	400280	Rubber; Mixtures Of Natural And Synthetic Rubbers Of Heading No. 4001 And	13.960.800	2.016.000	16.101.889	3.306.381
	400299	Rubber; Synthetic, N.e.c. In Heading 4002, (other Than Latex), In Primary Forms Or In Plates, Sl		25		5
	400300	Rubber; Reclaimed Rubber, In Primary Forms Or In Plates, Sheets Or Strip	81		104	
	400400	Rubber; Waste, Parings And Scrap Of Rubber (other Than Hard Rubber) And F	1.853.669	2.293.125	332.433	420.593
	400510	Rubber; Unvulcanised, Compounded With Carbon Black Or Silica, In Primary F	10.436	12.231	26.288	31.157
	400591	Rubber; Unvulcanised, (compounded Other Than With Carbon Black Or Silica)	14.884	28.733	37.457	74.978
	400610	Rubber; Unvulcanised, Camel-back Strips For Retreading Rubber Tyres		1.195		2.867
	400690	Rubber; Unvulcanised, Other Than Camel Back Strips For Retreading Rubber T	115	14	129	22
	400911	Rubber; Vulcanised (other Than Hard Rubber), Tubing, Piping And Hoses, Not	348	619	4.074	9.807
	400912	Rubber; Vulcanised (other Than Hard Rubber), Tubing, Piping And Hoses, Not	0		1	
	400921	Rubber; Vulcanised (other Than Hard Rubber), Tubing, Piping And Hoses, Rei	3.472		19.650	
	400922	Rubber; Vulcanised (other Than Hard Rubber), Tubing, Piping And Hoses, Rei	4		70	
	400931	Rubber; Vulcanised (other Than Hard Rubber), Tubing, Piping And Hoses, Rei	335	605	2.591	6.445
	400942	Rubber; Vulcanised (other Than Hard Rubber), Tubing, Piping And Hoses, Rei	11.359	290	3.348	3.671
	401019	Rubber; Vulcanised, Conveyor Belts Or Belting, (reinforced With Other Than M	150	93	1.800	511
	401031	Rubber; Vulcanised, Endless Transmission Belts Of Trapezoidal Cross-section	9.651	9.185	377.129	312.003
	401032	Rubber; Vulcanised, Endless Transmission Belts Of Trapezoidal Cross-section	28	5	2.307	331
	401034	Rubber; Vulcanised, Endless Transmission Belts Of Trapezoidal Cross-section	2		174	
	401039	Rubber; Vulcanised, Conveyor Or Transmission Belts Or Belting, N.e.c. In Hea	79	353	3.688	11.799
	401110	Rubber; New Pneumatic Tyres, Of A Kind Used On Motor Cars (including Stati	10.561.087	10.471.811	32.374.472	35.399.547
	401120	Rubber; New Pneumatic Tyres, Of A Kind Used On Buses Or Lorries	1.609.656	1.405.478	4.803.458	4.414.629
	401140	Rubber; New Pneumatic Tyres, Of A Kind Used On Motorcycles	1.638.203	1.678.423	5.048.728	5.794.810
	401150	Rubber; New Pneumatic Tyres, Of A Kind Used On Bicycles	3.261.177	4.120.105	9.864.396	14.173.941
	401170	Rubber; New Pneumatic Tyres, Of A Kind Used On Agricultural Or Forestry Ve	4.569.266	5.585.167	13.115.720	17.486.085
	401180	Rubber; New Pneumatic Tyres, Of A Kind Used On Construction, Mining Or In	5.982.149	6.796.662	15.588.424	19.635.417
	401190	Rubber; New Pneumatic Tyres, Of A Kind Used On Light Commercial Vehicles		415		560
	401220	Rubber; Used Pneumatic Tyres	211		196	
	401290	Rubber; Tyres N.e.c. In Heading No. 4012	328.060	494.580	841.756	1.387.508
	401310	Rubber; Inner Tubes, Of A Kind Used On Motorcars (including Station Wagons	4.654	3.698	20.126	17.204
	401320	Rubber; Inner Tubes, Of A Kind Used On Bicycles	559.008	836.700	2.459.602	4.389.626
	401390	Rubber; Inner Tubes, N.e.c. In Heading No. 4013	386.737	386.025	1.471.119	1.667.782
	401490	Rubber; Vulcanised (other Than Hard Rubber), Hygienic Or Pharmaceutical Ar	62		193	
	401519	Rubber; Vulcanised (other Than Hard Rubber), Gloves, Mittens And Mitts Oth	62.599.182	58.301.181	420.535.012	673.006.931
	401692	Rubber; Vulcanised (other Than Hard Rubber), Erasers, Of Non-cellular Rubbe	1		11	
	401693	Rubber; Vulcanised (other Than Hard Rubber), Gaskets, Washers And Other S	2.835	3.793	112.656	91.673
	401699	Rubber; Vulcanised (other Than Hard Rubber), Articles N.e.c. In Heading No. 4	4.518	558	12.138	10.379
	410320	Hides And Skins; Raw, Of Reptiles (fresh Or Salted, Dried, Limed, Pickled Or O	655	879	236.429	79.000
	410390	Hides And Skins; Raw, Of Animals N.e.c. In This Chapter, Fresh, Salted, Dried, Limed, Pickled Or		242		7.339
	410640	Tanned Or Crust Hides And Skins; Of Reptiles, Whether Or Not Split, But Not I	14.989	29.933	3.453.573	6.188.452
	410692	Tanned Or Crust Hides And Skins; Of Animals Other Than Equine, Ovine, Bovi	569		154.698	
	410799	Leather; Further Prepared After Tanning Or Crusting, Incl. Parchment-dressed	0		2	
	411310	Leather; Further Prepared After Tanning Or Crusting, Including Parchment-dressed Leather, Wi		2		6
	411390	Leather; Further Prepared After Tanning Or Crusting, Including Parchment-dr	8.480	12.062	634.434	1.032.323
	411510	Leather; Composition Leather With A Basis Of Leather Or Leather Fibre, In Slabs, Sheets Or Stri		37		1.030
	420211	Cases And Containers; Trunks, Suit-cases, Vanity-cases, Executive-cases, Brief	21	3	1.996	133
	420212	Cases And Containers; Trunks, Suit-cases, Vanity-cases, Executive-cases, Brief	1.163	1.322	9.949	5.742
	420219	Cases And Containers; Trunks, Suit-cases, Vanity-cases, Executive-cases, Brief	1		2	
	420221	Cases And Containers; Handbags (whether Or Not With Shoulder Strap And In	2	35	104	50
	420222	Cases And Containers; Handbags (whether Or Not With Shoulder Strap And In	4.744	2.516	19.932	18.506
	420229	Cases And Containers; Handbags (whether Or Not With Shoulder Strap And In	114	261	1.169	42.007
	420231	Cases And Containers; Of A Kind Normally Carried In The Pocket Or In The Ha	60		2.840	
	420239	Cases And Containers; Of A Kind Normally Carried In The Pocket Or In The Handbag, Of Vulcani		7		1.151
	420299	Cases And Containers; N.e.c. In Heading 4202, Of Vulcanised Fibre Or Of Pape	63	42	8.587	7.120
	420310	Apparel; Articles Of Apparel, Of Leather Or Of Composition Leather	362	26	548	84
	420329	Clothing Accessories; Gloves, Mittens And Mitts, N.e.c. In Heading No. 4203,	2		6	
	420330	Clothing Accessories; Belts And Bandoliers, Of Leather Or Of Composition Lea	0		100	
	420500	Leather Articles; N.e.c. In Chapter 42, Of Leather Or Composition Leather		1		1

https://www.bps.go.id

Tabel 2. Ekspor Provinsi Asal Barang Dirinci Menurut Kode HS6 Digit, 2020—2021

Provinsi Asal	Kode HS 6	Deskripsi HS 6 Digit	Berat Bersih (Kg)		Nilai FOB (US$)	
			2020	2021	2020	2021
(1)	(2)	(3)	(4)	(5)	(6)	(7)
Sumatera Utara						
	440112	Wood; For Fuel, In Logs, In Billets, In Twigs, In Faggots Or Similar Forms, Whe	176.410	176.410	19.405	19.405
	440122	Wood; For Fuel, In Chips Or Particles, Non-coniferous, Whether Or Not Agglo	6.486.183	2.567.910	395.657	156.643
	440131	Wood; For Fuel, Sawdust And Wood Waste And Scrap, Agglomerated In Logs,	61.340.890	76.586.356	6.325.545	7.177.416
	440139	Wood; For Fuel, Sawdust And Wood Waste And Scrap, Agglomerated In Logs,	184.251	237.957	131.888	123.956
	440290	Wood; Charcoal Of Wood Other Than Bamboo (including Shell Or Nut Charco	30.855.206	21.645.459	12.972.628	9.152.473
	440500	Wood; Wood Wool And Wood Flour	453.180	281.600	68.316	29.201
	440711	Wood; Coniferous Species, Of Pine (pinus Spp.), Sawn Or Chipped Lengthwise	31.875	44.742	47.944	78.196
	440725	Wood, Tropical; Dark Red Meranti, Light Red Meranti And Meranti Bakau, Sav	453.009	335.764	1.093.106	966.268
	440729	Wood, Tropical, N.e.c. In Item No. 4407.2, Sawn Or Chipped Lengthwise, Slice	34.394.704	23.303.614	17.603.368	12.717.907
	440791	Wood; Oak (quercus Spp.), Sawn Or Chipped Lengthwise, Sliced Or Peeled, Whether Or Not Pla		1.404		7.924
	440831	Wood, Tropical; As Specified In Subheading Note 2 To This Chapter, Dark Red	7.622	12.354	25.249	44.981
	440839	Wood, Of Tropical Wood; As In Subheading Note 2 To This Chapter, N.e.c. In	10.500		5.278	
	440890	Wood; N.e.c. In Heading No. 4408, Sheets For Veneer Or Plywood, Other Wo	17.576	19.038	95.567	105.368
	440910	Wood; Coniferous (including Unassembled Strips And Friezes For Parquet Flooring), Continuou		29.092		72.395
	440922	Wood; Tropical (including Unassembled Strips And Friezes For Parquet Floori	6.388.545	8.391.799	15.048.050	20.988.685
	440929	Wood; Non-coniferous, Other Than Bamboo Or Tropical Wood, (including Un	9.537.312	9.553.554	9.865.174	11.113.791
	441011	Particle Board Of Wood, Whether Or Not Agglomerated With Resins Or Other	93.285.950	24.009.190	14.582.983	5.047.459
	441193	Fibreboard (other Than Mdf) Of A Density Exceeding 0.5g/cm3 But Not 0.8g/	48.435.915	17.162.305	11.247.741	5.332.570
	441210	Plywood, Veneered Panels And Similar Laminated Wood; Of Bamboo	140	3.971	1.035	92.775
	441231	Plywood; Consisting Only Of Sheets Of Wood (not Bamboo), Each Ply 6mm Or	18.856.500	31.904.414	13.152.885	22.868.837
	441234	Plywood; Consisting Only Of Sheets Of Wood (not Bamboo), Each Ply 6mm Or	887.416	2.643.942	695.351	2.101.909
	441239	Plywood; Consisting Only Of Sheets Of Wood (not Bamboo), Each Ply 6mm Or Thinner, With Bo		81.270		49.369
	441299	Plywood, Veneered Panels And Similar Laminated Wood (other Than Blockboard, Laminboard		62.220		75.821
	441510	Wood; Cases, Boxes, Crates, Drums, Similar Packings And Cable-drums	192	100.800	1.328	155.520
	441520	Wood; Pallets, Box Pallets And Other Load Boards; Pallet Collars	1.352.420	2.012.879	1.198.519	1.671.773
	441700	Wood; Tools, Tool Bodies, Tool Handles, Broom Or Brush Bodies And Handles	123.955	98.499	77.843	75.582
	441875	Wood; Assembled Flooring Panels, Not Of Bamboo Or With At Least The Top	9.901.377	13.383.120	26.711.179	38.189.431
	441899	Wood; Builders' Joinery And Carpentry Of Wood N.e.c. In Heading No. 4418,	9.474.714	18.318.731	12.200.135	21.946.101
	442090	Wood; Marquetry And Inlaid Wood, Caskets And Cases For Jewellery Or Cutle	180	21	576	129
	442110	Wood; Clothes Hangers	3.390		25.596	
	442191	Wood; Of Bamboo, Articles N.e.c. In Heading No. 4414 To 4420 (excluding Clo	60		45	
	442199	Wood; Not Of Bamboo, Articles N.e.c. In Heading No. 4414 To 4420 (excludin	13.967	269.741	53.662	249.308
	460121	Plaiting Materials, Plaits And Similar Products Of Plaiting Materials; Mats, Ma	150	11	106	59
	460122	Plaiting Materials, Plaits And Similar Products Of Plaiting Materials; Mats, Ma	3	9	61	1.267
	460129	Plaiting Materials, Plaits And Similar Products Of Plaiting Materials; Mats, Ma	2	6	85	386
	460192	Plaiting Materials, Plaits And Similar Products Of Plaiting Materials; (not Mats	1.260	1.380	408	835
	460193	Plaiting Materials, Plaits And Similar Products Of Plaiting Materials; (not Mats, Matting Or Scre		11		335
	460194	Plaiting Materials, Plaits And Similar Products Of Plaiting Materials; (not Mats	150		245	
	460199	Plaiting Materials, Plaits And Similar Products Of Plaiting Materials; Products Of Non-vegetable		7.260		11.934
	460211	Basketwork, Wickerwork And Other Articles; Of Bamboo, Made Directly To Sh	6.900		2.415	
	460212	Basketwork, Wickerwork And Other Articles; Of Rattan, Made Directly To Sha	28.697	33.146	125.832	164.350
	460290	Basketwork, Wickerwork And Other Articles; Of Non-vegetable Materials, Ma	2	1	125	31
	470200	Wood Pulp; Chemical Wood Pulp, Dissolving Grades	23.646.564	36.743.602	13.298.255	31.339.125
	470329	Wood Pulp; Chemical Wood Pulp, Soda Or Sulphate, (other Than Dissolving Grades), Semi-blea		6.367		2.238
	480511	Paper And Paperboard; Uncoated, Semi-chemical Fluting Paper, Rolls Or Shee	12.612.014	6.581.661	4.290.456	3.209.654
	480519	Paper And Paperboard; Uncoated, Fluting Paper Other Than Semi-chemical C	6.787.034	1.271.297	2.260.868	614.541
	480524	Paper & Paperboard; Uncoated, Testliner (recycled Linerboard), Weight 150g	1.387.357	3.080.799	505.646	1.602.261
	481159	Paper And Paperboard; Coated, Impregnated Or Covered With Plastics (exclu	626.102	924.294	1.092.339	1.643.618
	481910	Paper And Paperboard; Cartons, Boxes And Cases, Of Corrugated Paper Or Pa	13.576	6.048	5.655	6.409
	481920	Paper And Paperboard; Folding Cartons, Boxes And Cases, Of Non-corrugated	825	59	2.908	821
	481930	Paper And Paperboard; Sacks And Bags Of Paper, Paperboard, Cellulose Wad	4		3	
	481940	Paper And Paperboard; Sacks And Bags, Including Cones, Of Paper, Paperboa	2		1	
	481950	Paper And Paperboard; Packing Containers, Including Record Sleeves, Of Pap	6.000	2.700	1.426	657
	482010	Paper And Paperboard; Registers, Account Books, Note Books, Order Books, Receipt Books, Let		18		10
	482390	Paper Pulp, Paper, Paperboard, Cellulose Wadding Or Webs Of Cellulose Fibr	852.457	511.423	577.285	362.177
	490110	Printed Matter; In Single Sheets, Whether Or Not Folded	508	7	1.580	97
	490199	Printed Matter; Books, Brochures, Leaflets And Similar Printed Matter N.e.c.	110	41	1.240	1.225
	490600	Plans And Drawings; For Architectural, Engineering, Industrial, Commercial, T	65		25.000	
	490700	Unused Postage, Revenue Or Similar Stamps Of Current Or New Issue In The	92	82	3.555	452
	490810	Printed Matter; Transfers (decalcomanias), Vitrifiable	381	1	346	0

https://sumut.bps.go.id

Tabel 2. Ekspor Provinsi Asal Barang Dirinci Menurut Kode HS6 Digit, 2020—2021

Provinsi Asal	Kode HS 6	Deskripsi HS 6 Digit	Berat Bersih (Kg)		Nilai FOB (US$)	
			2020	2021	2020	2021
(1)	(2)	(3)	(4)	(5)	(6)	(7)
Sumatera Utara						
	490890	Printed Matter; Transfers (decalcomanias), Other Than Vitrifiable		1		1
	490900	Printed Or Illustrated Postcards; Printed Cards Bearing Personal Greetings, M	32	3	99	106
	491000	Calendars; Printed, Of Any Kind, Including Calendar Blocks	7.463	18	17.813	3
	491110	Printed Matter; Trade Advertising Material, Commercial Catalogues And The	285	485	753	365
	491191	Printed Matter; Pictures, Designs And Photographs, N.e.c. In Item No. 4911.1	12	0	73	5
	491199	Printed Matter; N.e.c. In Heading No. 4911	470	1	70	5
	500790	Silk; Woven Fabrics N.e.c. In Heading No. 5007		15		462
	520100	Cotton; Not Carded Or Combed		5.483		9.894
	520812	Fabrics, Woven; Containing 85% Or More By Weight Of Cotton, Unbleached,	20		244	
	520851	Fabrics, Woven; Containing 85% Or More By Weight Of Cotton, Printed, Plain Weave, Weighing		24		674
	520859	Fabrics, Woven; Containing 85% Or More By Weight Of Cotton, Printed, Of W	658		32.355	
	521143	Fabrics, Woven; Containing Less Than 85% By Weight Of Cotton, Mixed Mainly Or Solely With I		1		21
	521215	Fabrics, Woven; Of Cotton, Printed, Weighing Not More Than 200g/m2, N.e.c	2		101	
	530500	Coconut, Abaca (manila Hemp Or Musa Textilis Nee), Ramie And Other Veget	578.569	847.235	122.590	153.309
	540412	Monofilament Of Polypropylene; Of 67 Decitex Or More And Of Which No Cross-sectional Dim		605		2.788
	540419	Monofilament N.e.c. In Heading No 5404; Of 67 Decitex Or More And Of Which No Cross-secti		562		1.956
	540741	Fabrics, Woven; Containing 85% Or More By Weight Of Filaments Of Nylon O	200		832	
	540794	Fabrics, Woven; Of Synthetic Filament Yarn, Printed, N.e.c. In Heading No. 54	22	31	235	277
	560290	Felt; Impregnated, Coated, Covered Or Laminated (excluding Needleloom Fel	0		1	
	560394	Nonwovens; Whether Or Not Impregnated, Coated, Covered Or Laminated, Not Of Man-made		680		2.419
	560490	Yarn; Textile Yarn, Strip, And The Like Of Heading No. 5404 Or 5405, Impregn	0		10	
	560790	Twine, Cordage, Ropes, Cables; Of Materials N.e.c. In Heading No. 5607, Whe	206		715	
	560811	Twine, Cordage Or Rope; Fishing Nets, Made Up, Of Man Made Textile Materials		32.393		155.695
	560819	Twine, Cordage Or Rope; Knotted Netting, For Other Than Fishing, Of Man-m	11.340		28.270	
	570110	Carpets And Other Textile Floor Coverings; Knotted, Of Wool Or Fine Animal I	0		20	
	570500	Carpets And Other Textile Floor Coverings; N.e.c. In Chapter 57, Whether Or Not Made Up		6.750		13.109
	580410	Tulles And Other Net Fabrics; Excluding Woven, Knitted Or Crocheted Fabrics	10		5	
	580620	Fabrics; Narrow (excluding Pile Fabrics), Containing By Weight 5% Or More Of Elastomeric Yarr		300		216
	580632	Fabrics, Narrow Woven Fabrics, N.e.c. In Heading No. 5806, Of Man-made Fit	0		31	
	580790	Labels, Badges And Similar Articles; (other Than Woven), Of Textile Materials,	1	2	13	4
	590190	Textile Fabrics; Coated With Gum Or Amylaceous Substances, Tracing Cloth, Prepared Painting		2		3
	590390	Textile Fabrics; Impregnated, Coated, Covered Or Laminated With Plastics, (excluding Polyvinyl		2		9
	590610	Textile Fabrics, Rubberised; (excluding Those Of Heading No. 5902), Adhesive Tape Of A Width		1		11
	591110	Textile Fabric, Felt & Felt-lined Woven Fabrics, Coated/covered/laminated W	46		171	
	591140	Textile Products And Articles For Technical Uses; Straining Cloth Of A Kind Us	1		23	
	600290	Fabrics; Knitted Or Crocheted, Other Than Those Of Heading 60.01, Of A Width Not Exceeding		132		3.979
	610120	Coats; Men's Or Boys' Overcoats, Car-coats, Capes, Anoraks, Wind-jackets And Similar Articles,		2		34
	610310	Suits; Men's Or Boys', Knitted Or Crocheted	40		92	
	610332	Jackets And Blazers; Men's Or Boys', Of Cotton, Knitted Or Crocheted	127	0	6.211	65
	610333	Jackets And Blazers; Men's Or Boys', Of Synthetic Fibres, Knitted Or Crocheted		1		9
	610339	Jackets And Blazers; Men's Or Boys', Of Textile Materials (other Than Wool Or Fine Animal Hair		23		31
	610342	Trousers, Bib And Brace Overalls, Breeches And Shorts; Men's Or Boys', Of Cc	53.592	45.496	729.157	584.443
	610349	Trousers, Bib And Brace Overalls, Breeches And Shorts; Men's Or Boys', Of Te	4.320	56	41.610	664
	610419	Suits; Women's Or Girls', Of Textile Materials (other Than Synthetic Fibres), Knitted Or Crochet		3		1.604
	610442	Dresses; Women's Or Girls', Of Cotton, Knitted Or Crocheted	1		54	
	610443	Dresses; Women's Or Girls', Of Synthetic Fibres, Knitted Or Crocheted	296	124	4.857	2.121
	610449	Dresses; Women's Or Girls', Of Textile Materials (other Than Wool Or Fine An	1	9	200	80
	610469	Trousers, Bib And Brace Overalls, Breeches And Shorts; Women's Or Girls', Of Textile Materials		6		89
	610510	Shirts; Men's Or Boys', Of Cotton, Knitted Or Crocheted	103	1	1.891	7
	610520	Shirts; Men's Or Boys', Of Man-made Fibres, Knitted Or Crocheted		1		18
	610590	Shirts; Men's Or Boys', Of Textile Materials (other Than Cotton Or Man-made	3	10	82	197
	610610	Blouses, Shirts And Shirt-blouses; Women's Or Girls', Of Cotton, Knitted Or Cr	2		60	
	610690	Blouses, Shirts And Shirt-blouses; Women's Or Girls', Of Textile Materials (other Than Cotton C		19		112
	610719	Underpants And Briefs; Men's Or Boys', Of Textile Materials (other Than Cotton Or Man-made		1		16
	610799	Bathrobes, Dressing Gowns And Similar Articles; Men's Or Boys', Of Textile M	1		9	
	610819	Slips And Petticoats; Women's Or Girls', Of Textile Materials (other Than Man	5	24	452	219
	610822	Briefs And Panties; Women's Or Girls', Of Man-made Fibres, Knitted Or Crocheted		4		1
	610829	Briefs And Panties; Women's Or Girls', Of Textile Materials (other Than Cotto	2		203	
	610839	Nightdresses And Pyjamas; Women's Or Girls', Of Textile Materials (other Tha	2.380	150	6.648	665
	610910	T-shirts, Singlets And Other Vests; Of Cotton, Knitted Or Crocheted	74	18	2.110	2.119

Tabel 2. Ekspor Provinsi Asal Barang Dirinci Menurut Kode HS6 Digit, 2020—2021

Provinsi Asal	Kode HS 6	Deskripsi HS 6 Digit	Berat Bersih (Kg)		Nilai FOB (US$)	
			2020	2021	2020	2021
(1)	(2)	(3)	(4)	(5)	(6)	(7)
Sumatera Utara						
	610990	T-shirts, Singlets And Other Vests; Of Textile Materials (other Than Cotton), K	65	150	1.848	1.955
	611011	Jerseys, Pullovers, Cardigans, Waistcoats And Similar Articles; Knitted Or Croc	374		520	
	611020	Jerseys, Pullovers, Cardigans, Waistcoats And Similar Articles; Of Cotton, Knit	425	39	150.620	7.831
	611090	Jerseys, Pullovers, Cardigans, Waistcoats And Similar Articles; Of Textile Materials (other Than		1		31
	611120	Garments And Clothing Accessories; Babies', Of Cotton, Knitted Or Crocheted		1		31
	611130	Garments And Clothing Accessories; Babies', Of Synthetic Fibres, Knitted Or C	2		70	
	611190	Garments And Clothing Accessories; Babies', Of Textile Materials (other Than	2		44	
	611212	Track Suits; Of Synthetic Fibres, Knitted Or Crocheted		2		282
	611241	Swimwear; Women's Or Girls', Of Synthetic Fibres, Knitted Or Crocheted	1		232	
	611420	Garments; Of Cotton, Knitted Or Crocheted, N.e.c. In Chapter 61		1		31
	611490	Garments; Of Textile Materials (other Than Cotton Or Man-made Fibres), Knit	406	112	14.649	1.411
	611610	Gloves, Mittens And Mitts; Knitted Or Crocheted, Impregnated, Coated Or Covered With Plasti		1		5
	611699	Gloves, Mittens And Mitts; Of Textile Materials (other Than Wool Or Fine Ani	54	3	94	2
	611710	Shawls, Scarves, Mufflers, Mantillas, Veils And The Like; Knitted Or Crochetec	0	88	4	8.904
	611780	Clothing Accessories; Knitted Or Crocheted, N.e.c. In Heading No. 6117	45	63	146	11.290
	620312	Suits; Men's Or Boys', Of Synthetic Fibres (not Knitted Or Crocheted)		2		28
	620319	Suits; Men's Or Boys', Of Textile Materials N.e.c. In Item No. 6203.1 (not Knitted Or Crocheted)		2		35
	620322	Ensembles; Men's Or Boys', Of Cotton (not Knitted Or Crocheted)		35		150
	620333	Jackets And Blazers; Men's Or Boys', Of Synthetic Fibres (not Knitted Or Crocheted)		1		8
	620342	Trousers, Bib And Brace Overalls, Breeches And Shorts; Men's Or Boys', Of Co	50	25	911	13
	620349	Trousers, Bib And Brace Overalls, Breeches And Shorts; Men's Or Boys', Of Textile Materials (ot		6		14
	620413	Suits; Women's Or Girls', Of Synthetic Fibres (not Knitted Or Crocheted)		1		11
	620439	Jackets And Blazers; Women's Or Girls', Of Textile Materials N.e.c. In Item No	1		1	
	620442	Dresses; Women's Or Girls', Of Cotton (not Knitted Or Crocheted)	100		14.958	
	620443	Dresses; Women's Or Girls', Of Synthetic Fibres (not Knitted Or Crocheted)		19		73
	620444	Dresses; Women's Or Girls', Of Artificial Fibres (not Knitted Or Crocheted)	100		20.839	
	620449	Dresses; Women's Or Girls', Of Textile Materials N.e.c. In Item No. 6204.4 (no	18		137	
	620452	Skirts And Divided Skirts; Women's Or Girls', Of Cotton (not Knitted Or Croche	2		134	
	620462	Trousers, Bib And Brace Overalls, Breeches And Shorts; Women's Or Girls', Of Cotton (not Knitt		1		31
	620469	Trousers, Bib And Brace Overalls, Breeches And Shorts; Women's Or Girls', Of	3	3	156	8
	620520	Shirts; Men's Or Boys', Of Cotton (not Knitted Or Crocheted)	2	3	115	172
	620530	Shirts; Men's Or Boys', Of Man-made Fibres (not Knitted Or Crocheted)	1	1	20	8
	620590	Shirts; Men's Or Boys', Of Textile Materials N.e.c. In Heading No. 6205 (not K	2		13	
	620610	Blouses, Shirts And Shirt-blouses; Women's Or Girls', Of Silk Or Silk Waste (no	5		49	
	620630	Blouses, Shirts And Shirt-blouses; Women's Or Girls', Of Cotton (not Knitted Or Crocheted)		1		8
	620690	Blouses, Shirts And Shirt-blouses; Women's Or Girls', Of Textile Materials N.e	217	33	478	2.178
	620920	Garments And Clothing Accessories; Babies', Of Cotton (not Knitted Or Croch	6	1	241	78
	620930	Garments And Clothing Accessories; Babies', Of Synthetic Fibres (not Knitted Or Crocheted)		95		262
	621010	Garments; Of Felt Or Non-wovens (not Knitted Or Crocheted)	3		48	
	621050	Garments; Women's Or Girls', N.e.c. In Item No. 6210.3, Of The Fabrics Of He	176	78	7.865	814
	621112	Swimwear; Women's Or Girls', (not Knitted Or Crocheted)	0		14	
	621149	Track Suits And Other Garments N.e.c.; Women's Or Girls', Of Textile Materia	32.330	14.495	45.917	22.226
	621320	Handkerchiefs; Of Cotton (not Knitted Or Crocheted)	0	1	7	21
	621430	Shawls, Scarves, Mufflers, Mantillas, Veils And The Like; Of Synthetic Fibres (r	101	35	213	1.570
	621490	Shawls, Scarves, Mufflers, Mantillas, Veils And The Like; Of Textile Materials N.e.c. In Heading		1		16
	621590	Ties, Bow Ties And Cravats; Of Textile Materials Other Than Silk Or Man-mad	2		20	
	621600	Gloves, Mittens And Mitts (not Knitted Or Crocheted)	543		84	
	621710	Clothing Accessories; Other Than Those Of Heading No. 6212 (not Knitted Or	268	1	623	36
	621790	Clothing; Parts Of Garments Or Of Clothing Accessories, Other Than Those Of	28		2.356	
	630190	Blankets And Travelling Rugs; N.e.c. In Heading No. 6301	423	100	8.160	238
	630260	Kitchen And Toilet Linen; Of Terry Towelling Or Similar Terry Fabrics, Of Cottc	1		20	
	630399	Curtains (including Drapes) And Interior Blinds, Curtain Or Bed Valances; Of T	4.010	1.400	8.477	3.008
	630510	Sacks And Bags; Of A Kind Used For The Packing Of Goods, Of Jute Or Of Othe	4		418	
	630520	Sacks And Bags; Of A Kind Used For The Packing Of Goods, Of Cotton		1		7
	630533	Sacks And Bags; Of A Kind Used For The Packing Of Goods, Of Man-made Tex	610	3.139	844	9.251
	630539	Sacks And Bags; Of A Kind Used For The Packing Of Goods, Of Man-made Textile Materials, No		703.186		283.094
	630619	Tarpaulins, Awnings And Sunblinds; Of Textile Materials Other Than Synthetic	40		19	
	630790	Textiles; Made Up Articles (including Dress Patterns), N.e.c. In Chapter 63, N.	66.330	3	1.108.778	64
	630900	Clothing; Worn, And Other Worn Articles	13.801	2.586	71.515	6.653
	640199	Footwear; Waterproof, N.e.c. In Heading No. 6401, Rubber Or Plastic Outer S	560	240	353	86

https://sumut.bps.go.id

Tabel 2. Ekspor Provinsi Asal Barang Dirinci Menurut Kode HS6 Digit, 2020—2021

Provinsi Asal	Kode HS 6	Deskripsi HS 6 Digit	Berat Bersih (Kg)		Nilai FOB (US$)	
			2020	2021	2020	2021
(1)	(2)	(3)	(4)	(5)	(6)	(7)
Sumatera Utara						
	640299	Footwear; N.e.c. In Heading No. 6402, (other Than Just Covering The Ankle), With Outer Soles		13		150
	640319	Sports Footwear; (other Than Ski-boots, Snowboard Boots Or Cross-country S	4	5	399	941
	640411	Sports Footwear; Tennis Shoes, Basketball Shoes, Gym Shoes, Training Shoes	214	213	16.060	4.317
	640419	Footwear; (other Than Sportswear), With Outer Soles Of Rubber Or Plastics A	75		740	
	640420	Footwear; Outer Soles Of Leather Or Composition Leather, Uppers Of Textile Materials		45		0
	640590	Footwear; N.e.c. In Chapter 64	458	631	3.128	5.513
	640610	Footwear; Parts, Uppers And Parts Thereof, Other Than Stiffeners	1		14	
	640690	Footwear; Parts, N.e.c. In Heading 6406		8		0
	650100	Hat-forms, Hat Bodies And Hoods Of Felt, Neither Blocked To Shape Nor With Made Brims; Pla		4		48
	650500	Hats And Other Headgear; Knitted Or Crocheted, Or Made Up From Lace, Felt	242	706	2.101	2.919
	650610	Headgear; Safety, Whether Or Not Lined Or Trimmed	22	4	19	91
	670210	Flowers, Foliage And Fruit, Artificial, And Parts Thereof; Articles Made Of Arti	27.626		37.952	
	670411	Wigs; Complete, Of Synthetic Textile Materials	4		64	
	670419	False Beards, Eyebrows And Eyelashes, Switches And The Like; Of Synthetic Textile Materials		1		16
	680229	Stone; Monumental Or Building Stone, N.e.c. In Item No. 6802.2, Articles The	22.855		9.604	
	680299	Stone; Natural (excluding Marble, Travertine, Alabaster, Other Calcareous Stone Or Granite), M		70		103
	680410	Millstones And Grindstones; For Milling, Grinding Or Pulping	200		186	
	680422	Millstones, Grindstones, Grinding Wheels And The Like; Of Other Agglomerated Abrasives Or C		45		246
	680530	Abrasive Powder Or Grain; Natural Or Artificial, On A Base Of Materials N.e.c.	4		1.621	
	680610	Slag Wool, Rock Wool And Similar Mineral Wools (including Intermixtures Thereof), In Bulk, Sh		81.754		168.616
	680800	Panels, Boards, Tiles, Blocks And The Like; Of Vegetable Fibre, Of Straw, Shav	4.472	2.136	2.772	1.055
	681011	Cement, Concrete Or Artificial Stone; Building Blocks Or Bricks, Whether Or N	8.096		184	
	681381	Brake Linings And Pads; With A Basis Of Mineral Substances Or Cellulose (oth	2.013	9.046	22.001	93.137
	681599	Stone Articles And Articles Of Other Mineral Substances; N.e.c. Or Included In	4		2	
	690320	Refractory Ceramic Goods; Containing By Weight More Than 50% Of Alumina	170		1.120	
	690721	Ceramic Tiles; Flags And Paving, Hearth Or Wall Tiles Other Than Those Of Su	13.283.100	7.758.728	3.674.318	2.332.394
	690740	Finishing Ceramics	8.342.951		2.365.920	
	690911	Ceramic Wares; For Laboratory, Chemical Or Other Technical Uses, Of Porcela	6.074.344	13.730.421	24.563.845	65.194.294
	690919	Ceramic Wares; For Laboratory, Chemical Or Other Technical Uses, Other Tha	82.647		366.737	
	690990	Ceramic Wares; Pots, Jars And Similar Articles Of A Kind Used For The Convey	17.270		69.988	
	691190	Household And Toilet Articles; N.e.c. In Heading No. 6911, Of Porcelain Or Ch	10		1.096	
	691200	Ceramic Tableware, Kitchenware, Other Household Articles And Toilet Article	2		114	
	691410	Ceramic Articles N.e.c. In Chapter 69; Of Porcelain Or China	1.224.478	1.984.295	4.851.336	10.273.636
	691490	Ceramic Articles N.e.c. In Chapter 69; Other Than Of Porcelain Or China	155	118	1.068	753
	700490	Glass; Drawn And Blown, In Sheets, (other Than Glass Coloured Throughout T	727	455	2.688	1.542
	700711	Glass; Safety Glass, Toughened (tempered), Of Size And Shape Suitable For In	713	1.116	5.301	7.060
	700721	Glass; Safety Glass, Laminated, Of Size And Shape Suitable For Incorporation	5.397	6.621	33.298	41.257
	700910	Glass; Rear-view Mirrors For Vehicles	3.376	2.600	69.035	78.728
	700991	Glass Mirrors; Unframed, Excluding Rear-view Mirrors For Vehicles	10	69	389	2.763
	701090	Glass; Carboys, Bottles, Flasks, Jars, Pots, Phials And Other Containers Of Glas	32		295	
	701310	Glassware; Of A Kind Used For Table, Kitchen, Toilet, Office, Indoor Decoratic	356.286	62.739	338.951	42.728
	701349	Glassware Of A Kind Used For Table Or Kitchen Purposes (not Drinking Glasse	12.981	10.607	13.486	11.607
	701399	Glassware; N.e.c. In Heading No. 7013, Other Than Of Lead Crystal	23.629		27.282	
	701790	Glassware; Laboratory, Hygienic Or Pharmaceutical, Whether Or Not Graduat	120	1	463	105
	702000	Glass; Articles N.e.c. In Chapter 70	1.227	1.817	7.431	13.420
	711311	Jewellery; Of Silver, Whether Or Not Plated Or Clad With Other Precious Met	3	24	625	8.939
	711319	Jewellery; Of Precious Metal (excluding Silver) Whether Or Not Plated Or Clac	6	17	1.572	10.361
	711620	Stones; Precious Or Semi-precious Stones (natural, Synthetic Or Reconstructed) Articles Of		1		104
	711711	Jewellery; Imitation, Cuff Links And Studs, Of Base Metal, Whether Or Not Pla	1	0	107	98
	711719	Jewellery; Imitation, (excluding Cuff Links And Studs), Of Base Metal, Whethe	4	4	231	657
	711790	Jewellery; Imitation, Of Other Than Base Metal, Whether Or Not Plated With	3		76	
	720421	Ferrous Waste And Scrap; Of Stainless Steel	1.882.000	3.785.000	2.344.317	6.777.524
	720690	Iron Or Non-alloy Steel; Primary Forms (excluding Ingots And Iron Of Heading	16		150	
	721030	Iron Or Non-alloy Steel; Flat-rolled, Width 600mm Or More, Electrolytically Pl	744.660		472.859	
	721061	Iron Or Non-alloy Steel; Flat-rolled, Width 600mm Or More, Plated Or Coated With Aluminium		324.820		275.068
	721070	Iron Or Non-alloy Steel; Flat-rolled, Width 600mm Or More, Painted, Varnishe	480		312	
	721240	Iron Or Non-alloy Steel; Flat-rolled, Width Less Than 600mm, Painted, Varnish	22.000		17.155	
	721499	Iron Or Non-alloy Steel; Bars And Rods, Hot-rolled, Hot-drawn Or Hot-extrude	26.430		19.183	
	721899	Steel, Stainless; Semi-finished Products, Other Than Of Rectangular Cross-section		3		105
	722219	Steel, Stainless; Bars And Rods, Hot-rolled, Hot-drawn Or Extruded, Other Than Of Circular Cro		0		26

https://www.bps.go.id

Tabel 2. Ekspor Provinsi Asal Barang Dirinci Menurut Kode HS6 Digit, 2020—2021

Provinsi Asal	Kode HS 6	Deskripsi HS 6 Digit	Berat Bersih (Kg)		Nilai FOB (US$)	
			2020	2021	2020	2021
(1)	(2)	(3)	(4)	(5)	(6)	(7)
Sumatera Utara						
	722230	Steel, Stainless; Bars And Rods, N.e.c. In Heading No. 7222	1.655		8.270	
	722300	Steel, Stainless; Wire		33		429
	722990	Steel, Alloy; Wire, Of Materials Other Than Silico-manganese Steel	550		440	
	730411	Iron Or Steel (excluding Cast Iron); Seamless, Line Pipe Of A Kind Used For Oil Or Gas Pipelines,		2.869		18.218
	730419	Iron Or Steel (excluding Cast Iron Or Stainless Steel); Seamless, Line Pipe Of A	10.434		38.650	
	730441	Steel, Stainless; Cold-drawn Or Cold-rolled (cold-reduced), Tubes And Pipes C	3.440		8.577	
	730690	Iron Or Steel (excluding Cast Iron); Tubes, Pipes And Hollow Profiles (not Seamless), N.e.c. In C		1.010		3.792
	730719	Iron Or Steel; Cast Fittings, Other Than Of Non-malleable Cast Iron	6		48	
	730729	Steel, Stainless; Tube Or Pipe Fittings, N.e.c. In Item No. 7307.2		14		52
	730799	Iron Or Steel; Tube Or Pipe Fittings, N.e.c. In Item No. 7307.9, Other Than Sta	1.125	2.725	296	10.500
	730890	Iron Or Steel; Structures And Parts Thereof, N.e.c. In Heading 7308	52.500	109.760	132.928	308.500
	730900	Reservoirs, Tanks, Vats And Similar Containers; For Any Material (excluding C	6		132	
	731010	Tanks, Casks, Drums, Cans, Boxes And Similar Containers, For Any Material (excluding Compres		82		1.936
	731021	Cans; Which Are To Be Closed By Soldering Or Crimping, For Any Material (ex	26		3	
	731029	Tanks, Casks, Drums, Boxes And Similar Containers For Any Material (excludir	1		10	
	731100	Containers For Compressed Or Liquefied Gas, Of Iron Or Steel	38.264	28.084	510	261
	731210	Iron Or Steel; Stranded Wire, Ropes And Cables, Not Electrically Insulated	376		116	
	731589	Chain; N.e.c. In Heading No. 7315, Of Iron Or Steel	1		75	
	731600	Iron Or Steel; Anchors, Grapnels And Parts Thereof	375		123	
	731700	Iron Or Steel; Nails, Tacks, Drawing Pins, Corrugated Nails, Staples (not Those	21		134	
	731811	Iron Or Steel; Threaded Coach Screws		0		1
	731812	Iron Or Steel; Threaded Wood Screws Other Than Coach Screws	0	0	7	4
	731815	Iron Or Steel; Threaded Screws And Bolts N.e.c. In Item No. 7318.1, Whether	239.858	175.106	1.418.222	1.007.973
	731816	Iron Or Steel; Threaded Nuts	36.038	24.607	387.373	265.689
	731821	Iron Or Steel; Non-threaded Spring Washers And Other Lock Washers	3	4	149	3.010
	731822	Iron Or Steel; Non-threaded Washers, Excluding Spring And Lock	31.649	25.282	232.104	197.715
	731829	Iron Or Steel; Non-threaded Articles, N.e.c. In Item No. 7318.2	0	640	0	4.069
	732010	Iron Or Steel; Leaf-springs And Leaves Therefor	255		2.429	
	732020	Iron Or Steel; Helical Springs And Leaves For Springs	211	71	1.583	1.015
	732111	Cooking Appliances And Plate Warmers; For Gas Fuel Or For Both Gas And Ot	7.708		36.721	
	732190	Domestic Appliances; Non-electric, Parts Thereof, Of Iron Or Steel	4.928		28.839	
	732290	Air Heaters And Hot Air Distributors, (not Electrically Heated), Incorporating A	8		20	
	732391	Cast Iron; Table, Kitchen And Other Household Articles And Parts Thereof, Of	51		117	
	732392	Cast Iron; Table, Kitchen And Other Household Articles And Parts Thereof, Of	62.311		42.319	
	732393	Steel, Stainless; Table, Kitchen And Other Household Articles And Parts There	80	120	615	880
	732394	Iron (excluding Cast) Or Steel; Table, Kitchen And Other Household Articles And Parts Thereof,		31		175
	732399	Iron Or Steel; Table, Kitchen And Other Household Articles And Parts Thereof	40	70	112	138
	732410	Steel; Sinks And Wash Basins, Of Stainless Steel	39		403	
	732599	Iron Or Steel; Cast Articles, Excluding Grinding Balls And Similar Articles For Mills, Other Than C		60		4.429
	732611	Iron Or Steel; Grinding Balls And Similar Articles For Mills, Forged Or Stampec	32.004	300.706	27.272	287.975
	732620	Iron Or Steel; Wire Articles	495	1	1.000	37
	732690	Iron Or Steel; Articles N.e.c. In Heading 7326	2.924	78	6.047	425
	740400	Copper; Waste And Scrap	873.957	782.935	4.498.526	6.057.700
	740829	Copper; Wire, Of Copper Alloys (other Than Copper-zinc Base Alloys, Copper-	2		32	
	740919	Copper; Plates And Sheets, Of A Thickness Exceeding 0.15mm, Of Refined Co	16		240	
	741110	Copper; Tubes And Pipes, Of Refined Copper		1		1
	741533	Copper; Screws, Bolts And Nuts, Threaded		20		42
	741810	Copper; Table, Kitchen Or Other Household Articles And Parts Thereof; Pot S	206		1.617	
	750300	Nickel; Waste And Scrap	50.018		20.901	
	750522	Nickel; Wire, Of Nickel Alloys		1		300
	760110	Aluminium; Unwrought, (not Alloyed)	59.500.000	30.500.000	100.763.975	75.871.405
	760120	Aluminium; Unwrought, Alloys	2.589.628	9.282.675	5.261.733	25.239.541
	760200	Aluminium; Waste And Scrap	49.888	17.892	57.698	24.870
	760410	Aluminium; (not Alloyed), Bars, Rods And Profiles		9		32
	760421	Aluminium; Alloys, Hollow Profiles		6		182
	760429	Aluminium; Alloys, Bars, Rods And Profiles, Other Than Hollow	15.571.822	22.789.182	43.840.966	74.544.696
	760692	Aluminium; Plates, Sheets And Strip, Thickness Exceeding 0.2mm, Alloys, (not	154.546	20.320	368.107	63.236
	760711	Aluminium; Foil, (not Backed), Rolled (but Not Further Worked), Of A Thickne	457.211	1.803.382	1.237.274	6.385.399
	760820	Aluminium; Tubes And Pipes, Alloys	348		1.902	
	761010	Aluminium; Structures (excluding Prefabricated Buildings Of Heading No. 9406) And Parts Of St		3.880		20.626

https://www.bps.go.id

Tabel 2. Ekspor Provinsi Asal Barang Dirinci Menurut Kode HS6 Digit, 2020—2021

Provinsi Asal	Kode HS 6	Deskripsi HS 6 Digit	Berat Bersih (Kg)		Nilai FOB (US$)	
			2020	2021	2020	2021
(1)	(2)	(3)	(4)	(5)	(6)	(7)
Sumatera Utara						
	761090	Aluminium; Structures (excluding Prefabricated Buildings Of Heading No. 940	36.462	161.157	35.903	763.141
	761510	Aluminium; Table, Kitchen Or Other Household Articles And Parts Thereof; Pc	18.077	12.522	70.181	65.067
	761610	Aluminium; Nails, Tacks, Staples (other Than Those Of Heading No. 8305), Scı	23	5	63	81
	761699	Aluminium; Articles N.e.c. In Heading 7616	27.460		2.067.037	
	790120	Zinc; Unwrought, Alloys	47.320		101.833	
	790200	Zinc; Waste And Scrap		344.000		666.100
	790310	Zinc Dust	117.257		63.124	
	790700	Zinc; Articles N.e.c. In Chapter 79	100	3.580	48	1.298
	810419	Magnesium; Unwrought, Containing Less Than 99.8% By Weight Of Magnesium		2		2
	810890	Titanium; Other Than Unwrought, N.e.c. In Heading No. 8108	230		13.070	
	820190	Tools, Hand; Forks, Scythes, Sickles, Hay Knives, Timber Wedges, And Other H	1.997		38.957	
	820320	Tools, Hand; Pliers (including Cutting Pliers), Pincers, Tweezers And Similar Tc	0		41	
	820340	Tools, Hand; Pipe-cutters, Bolt Croppers, Perforating Punches And Similar Toc	375		25	
	820411	Tools, Hand; Hand-operated Spanners And Wrenches (including Torque Mete	1.127		367	
	820412	Tools, Hand; Hand-operated Spanners And Wrenches (including Torque Mete	800		305	
	820520	Tools, Hand; Hammers And Sledge Hammers	3		27	
	820540	Tools, Hand; Screwdrivers	375		222	
	820551	Tools, Hand; Household Tools		2		121
	820559	Tools, Hand; Other Hand Tools (including Glaziers Diamonds), Excluding Hous	2	250	9	339
	820570	Tools, Hand; Vices, Clamps And The Like	419		146	
	820590	Tools, Hand; N.e.c. In Heading 8205, Including Anvils, Portable Forges, Hand (	1	8.500	6	44.133
	820719	Tools, Interchangeable; Rock Drilling Or Earth Boring Tools, With Working Part (other Than Of (		18		1.995
	820730	Tools, Interchangeable; (for Machine Or Hand Tools, Whether Or Not Power-	90	243	690	8.250
	820750	Tools, Interchangeable; (for Machine Or Hand Tools, Whether Or Not Power-	375		99	
	820810	Tools; Knives And Cutting Blades, For Machines Or For Mechanical Appliances, For Metal Work		20		23
	820820	Tools; Knives And Cutting Blades, For Wood Working Machines Or Mechanica	21	100	811	56
	820830	Tools; Knives And Cutting Blades, For Kitchen Appliances Or For Machines Used By The Food In		0		3
	820890	Tools; Knives And Cutting Blades, For Machines Or Mechanical Appliances, N.	23		468	
	821192	Knives; Having Fixed Cutting Blades, (other Than Table Knives), Serrated Or Not, Excluding Kniv		273		1.984
	821193	Knives; With Cutting Blades, (having Other Than Fixed Blades), Serrated Or N	3.170		34.352	
	821599	Cutlery; Other Than Plated With Precious Metal	3		34	
	830120	Locks; Of A Kind Used For Motor Vehicles (key, Combination Or Electrically Op	356	53	4.350	3.066
	830130	Locks; Of A Kind Used For Furniture (key, Combination Or Electrically Operate	0	0	0	0
	830140	Locks; (other Than Those For Motor Vehicles Or Furniture), (key, Combinatior	2	4	71	171
	830150	Clasps And Frames With Clasps; Incorporating Locks, Of Base Metal	818		99	
	830160	Locks; Parts Of Padlocks, Locks, Clasps And Frames With Clasps Incorporating	1		21	
	830170	Keys; Presented Separately, Of Base Metal	4	7	98	415
	830210	Hinges; Suitable For Furniture, Doors, Staircases, Windows, Blinds, Coachwor	50	51	134	225
	830220	Castors; With Mountings, Of Base Metal	2	2	10	20
	830230	Mountings, Fittings And Similar Articles; For Motor Vehicles, Of Base Metal	122	160	3.222	2.575
	830241	Mountings, Fittings And Similar Articles; Of Base Metal, Suitable For Buildings		1		4
	830242	Mountings, Fittings And Similar Articles; Suitable For Furniture Of Base Metal	0		1	
	830249	Mountings, Fittings And Similar Articles; Suitable For Other Than Buildings Or Furniture, Of Bas		12		436
	830300	Safes; Armoured Or Reinforced, Strong-boxes, Doors And Safe Deposit Lockers For Strong-roor		5		714
	830610	Bells, Gongs And The Like; Non-electric, Of Base Metal	2.000	2.503	4.807	42.509
	830621	Statuettes And Other Ornaments; Of Base Metal Plated With Precious Metal		1		135
	830629	Statuettes And Other Ornaments; Of Base Metal Other Than Plated With Prec	19.452	10	73.079	125
	830630	Photograph, Picture Or Similar Frames, Mirrors; Of Base Metal		7		91
	830710	Tubing; Flexible, With Or Without Fittings, Of Iron Or Steel		1		1
	830890	Clasps, Frames With Clasps, Buckles, Buckle Clasps; Of Base Metal, Of A Kind	19	1	167	117
	830990	Stoppers; Caps And Lids, Of Base Metal	5		111	
	831000	Sign Plates, Name-plates, Address-plates And Similar Plates, Numbers, Letter:	1.155	514	21.997	10.022
	831110	Electrodes; Coated, Of Base Metal, For Electric Arc-welding	169	30	1.250	6.028
	840220	Boilers; Super-heated Water Boilers	195.270	199.521	626.000	1.343.400
	840290	Boilers; Parts Of Steam Or Other Vapour Generating Boilers	2.358	40.000	4.879	218.087
	840310	Boilers; Central Heating Boilers (excluding Those Of Heading No. 8402)	4.380		48.302	
	840390	Boilers; Parts Of Central Heating Boilers (excluding Those Of Heading No. 840	9.360	23.425	110.110	120.920
	840490	Boilers; Parts Of Auxiliary Plant, For Use With Boilers Of Heading No. 8402 And 8403 And Parts		110		6.350
	840590	Generators; Parts Of Producer Gas, Water Gas, Acetylene Gas And Similar Water Process Gas G		52		2.392
	840682	Turbines; Steam And Other Vapour Turbines, (for Other Than Marine Propulsion), Of An Outpu		11.100		56.130

https://sumut.bps.go.id

Tabel 2. Ekspor Provinsi Asal Barang Dirinci Menurut Kode HS6 Digit, 2020—2021

Provinsi Asal	Kode HS 6	Deskripsi HS 6 Digit	Berat Bersih (Kg)		Nilai FOB (US$)	
			2020	2021	2020	2021
(1)	(2)	(3)	(4)	(5)	(6)	(7)
Sumatera Utara						
	840690	Turbines; Parts Of Steam And Other Vapour Turbines		400		2.000
	840721	Engines; Outboard Motors For Marine Propulsion, Spark-ignition Reciprocating Or Rotary Inter		266		4.513
	840732	Engines; Reciprocating Piston Engines, Of A Kind Used For The Propulsion Of '	82		1	
	840810	Engines; For Marine Propulsion, Compression-ignition Internal Combustion Pi	35		204	
	840991	Engines; Parts, Suitable For Use Solely Or Principally With Spark-ignition Inter	2.396	1.177	123.857	110.567
	840999	Engines; Parts For Internal Combustion Piston Engines (excluding Spark-igniti	181.568	25.103	10.199.088	347.240
	841221	Engines; Hydraulic Power Engines And Motors, Linear Acting (cylinders)		233		4.000
	841229	Engines; Hydraulic Power Engines And Motors, Other Than Linear Acting (cyli	209	4	2.205	357
	841320	Pumps; Hand, Fitted Or Designed To Be Fitted With A Measuring Device, For	147		4.917	
	841330	Pumps; Fuel, Lubricating Or Cooling Medium Pumps For Internal Combustion	947	130	19.293	5.683
	841360	Pumps; Rotary Positive Displacement Pumps, N.e.c. In Heading No. 8413, For Liquids		233		685
	841381	Pumps And Liquid Elevators; N.e.c. In Heading No. 8413		900		10.000
	841391	Pumps; Parts Thereof	2.585	1.402	175.585	214.943
	841410	Pumps; Vacuum	20.818	5.747	4.311	28.203
	841430	Compressors; Of A Kind Used In Refrigerating Equipment	867		22.000	
	841440	Compressors; Air Compressors Mounted On A Wheeled Chassis For Towing		36		3.316
	841451	Fans; Table, Floor, Wall, Window, Ceiling Or Roof Fans, With A Self-contained	6	8	87	2
	841459	Fans; N.e.c. In Item No. 8414.51	185	17.695	4.330	141.880
	841480	Pumps And Compressors; For Air, Vacuum Or Gas, N.e.c. In Heading No. 8414	51	73	2.276	3.093
	841490	Pumps And Compressors; Parts, Of Air Or Vacuum Pumps, Air Or Other Gas C	1.805	10.825	41.875	94.355
	841510	Air Conditioning Machines; Comprising A Motor-driven Fan And Elements For	11		515	
	841581	Air Conditioning Machines; Containing A Motor Driven Fan, Other Than Wind	324	333	4.645	2.518
	841590	Air Conditioning Machines; With Motor Driven Fan And Elements For Temper	63.347	66.577	1.094.504	1.160.681
	841630	Furnace Accessories; Mechanical Stokers, Mechanical Grates, Mechanical Ash	6.450		41.250	
	841720	Ovens; Non-electric, Bakery Ovens, Including Biscuit Ovens	47	83	269	950
	841780	Furnaces And Ovens; Including Incinerators, Non-electric, For Industrial Or La	40	50	163	104
	841869	Refrigerating Or Freezing Equipment; N.e.c. In Heading No. 8418	29.400		117.200	
	841899	Refrigerating Or Freezing Equipment; Parts Thereof, Other Than Furniture	38	19	573	932
	841911	Heaters; Instantaneous Gas Water Heaters, For Domestic Or Other Purposes	1		103	
	841950	Heat Exchange Units; Not Used For Domestic Purposes	156	1.000	3.570	4.301
	841981	Machinery, Plant And Equipment; For Making Hot Drinks, For Cooking Or Heating Food		95		1.700
	841990	Machinery, Plant And Laboratory Equipment; Parts Of Equipment For Treatin	57		2.216	
	842119	Centrifuges; N.e.c. In Heading No. 8421, Including Centrifugal Dryers (but Not Clothes-dryers)		176		1.325
	842121	Machinery; For Filtering Or Purifying Water	386	32	3.449	231
	842123	Machinery; Filtering Or Purifying Machinery, Oil Or Petrol Filters For Internal	9.060	12.485	90.973	107.848
	842129	Machinery; For Filtering Or Purifying Liquids, N.e.c. In Item No. 8421.2	4.561	3.540	132.427	23.577
	842131	Machinery; Intake Air Filters For Internal Combustion Engines	16.490	19.301	190.225	226.278
	842139	Machinery; For Filtering Or Purifying Gases, Other Than Intake Air Filters For	26	274	787	1.914
	842191	Centrifuges; Parts Thereof, Including Parts For Centrifugal Dryers	5.104	2.615	27.103	49.121
	842199	Machinery; Parts For Filtering Or Purifying Liquids Or Gases	389	2.289	6.505	21.302
	842230	Machinery; For Filling, Closing, Sealing, Capsuling Or Labelling Bottles, Cans, Bags Or Other Con		2		1
	842240	Machinery; For Packing Or Wrapping	3.865		101.780	
	842290	Machinery; Parts Of Machinery Of Heading No. 8422	400		3.931	
	842320	Weighing Machines; Scales For Continuous Weighing Of Goods On Conveyors		5		42
	842390	Weighing Machines; Weights Of All Kinds, Parts Of Weighing Machinery	50	28	150	224
	842489	Mechanical Appliances; For Projecting, Dispersing Or Spraying Liquids Or Pow	215	172	2.438	19.110
	842490	Mechanical Appliances; Parts Of Machines Projecting, Dispersing Or Spraying	347	2	62.000	25
	842519	Pulley Tackle And Hoists; Not Powered By An Electric Motor (excluding Skip H	375		468	
	842542	Jacks And Hoists; Hydraulic, Of A Kind Used For Raising Vehicles	4.200		1.200	
	842820	Elevators And Conveyors; Pneumatic	450		1.016	
	842919	Bulldozers And Angledozers; Self-propelled, Other Than Track Laying	67.000	15.000	70.725	18.494
	842920	Graders And Levellers		12.000		10.521
	842952	Mechanical Shovels, Excavators And Shovel Loaders; With A 360 Degree Revolving Super Struc		31.821		30.000
	842959	Mechanical Shovels, Excavators And Shovel Loaders; N.e.c. In Item No. 8429.50		25.500		16.750
	843039	Coal Or Rock Cutters And Tunnelling Machinery; Not Self-propelled		22.097		59.721
	843049	Boring And Sinking Machinery; Not Self-propelled		5.415		10.000
	843110	Machinery; Parts Of The Machinery Of Heading No. 8425	2		39	
	843120	Machinery; Parts Of The Machinery Of Heading No. 8427	1	150	1	85
	843139	Machinery; Parts Of The Machinery Of Heading No. 8428, (other Than Lifts, S	1.389		296	
	843141	Machinery Parts; Buckets, Shovels, Grabs And Grips, For The Machinery Of He	101		160	

https://sumut.bps.go.id

Tabel 2. Ekspor Provinsi Asal Barang Dirinci Menurut Kode HS6 Digit, 2020—2021

Provinsi Asal	Kode HS 6	Deskripsi HS 6 Digit	Berat Bersih (Kg)		Nilai FOB (US$)	
			2020	2021	2020	2021
(1)	(2)	(3)	(4)	(5)	(6)	(7)
Sumatera Utara						
	843143	Boring Or Sinking Machinery; Parts Of The Machinery Of Item No. 8430.41 Or	50.677		21.999	
	843149	Machinery; Parts Of Machines Handling Earth, Minerals Or Ores And N.e.c. In Heading No. 843		11.779		5.412
	843610	Machinery; For Preparing Animal Feeding Stuffs	450		871	
	843710	Machines; For Cleaning, Sorting Or Grading Seed, Grain Or Dried Leguminous	700		7.000	
	843810	Machinery; Industrial, For Bakery And For The Manufacture Of Macaroni, Spa	80	40	100	950
	843860	Machinery; Industrial, For The Preparation Of Fruits, Nuts Or Vegetables	310	1.410	499	2.920
	843880	Machinery; Used In The Industrial Preparation Or Manufacture Of Food Or Dr	800	61	427	1.000
	843999	Machinery; Parts Of Machinery For Making Or Finishing Paper Or Paperboard		2.394		38.700
	844180	Machinery; N.e.c. In Heading No. 8441, For Making Up Paper Pulp, Paper Or Paperboard		516		5.300
	844190	Machinery; Parts Of Machinery For Making Up Paper Pulp, Paper Or Paperboard, Including Cut		103		502
	844319	Printing Machinery; Used For Printing By Means Of Plates, Cylinders And Other Printing Compo		32.000		140.000
	844399	Printing Machinery; Parts And Accessories, N.e.c. In Item No. 8443.91	6.258	10	5.209	100
	844820	Machines; Parts And Accessories Of Machines Or Auxiliary Machinery Of Heading No. 8444		4		57
	845090	Washing Machines; Parts For Household Or Laundry-type		22		2.135
	846029	Machine-tools; Grinding Machines (excluding Flat-surface), Other Than Nume	379		79	
	846190	Machine-tools; Planing Machines, And Other Machine-tools N.e.c. In Heading	7.073		37.736	
	846599	Machine-tools; For Working Wood, Cork, Bone, Hard Rubber, Hard Plastics O	1	6.000	270	962
	846620	Parts & Accessories Suited For Use Solely/principally With Machines Of Headi	1.150		3.000	
	846692	Parts & Accessories Suited For Use Solely/principally For The Machines Of Heading No. 8465, N		80		63
	846693	Parts & Accessories Suited For Use Solely/principally With Machines Of Headings 8456-8465; N		40		25
	846721	Tools; For Working In The Hand, With Self-contained Electric Motor; Drills Of	1	2	133	21
	846729	Tools; For Working In The Hand, With Self-contained Electric Motor; Other Th	9		556	
	846799	Tools; For Working In The Hand, Parts Thereof For Other Than Chain Saws And Pneumatic Tool		10		16.000
	846880	Machinery And Apparatus; For Soldering, Brazing Or Welding, Whether Or No	5	13	743	316
	846890	Machinery And Apparatus; Parts, Soldering, Brazing Or Welding, Whether Or	362	429	20.079	68.208
	847130	Automatic Data Processing Machines; Portable, Weighing Not More Than 10k	3	8	230	172
	847150	Units Of Automatic Data Processing Machines; Processing Units Other Than Those Of Item No.		2		1.132
	847160	Units Of Automatic Data Processing Machines; Input Or Output Units, Wheth	4	22	4.327	9.923
	847170	Units Of Automatic Data Processing Machines; Storage Units	1	15	124	2.612
	847180	Units Of Automatic Data Processing Machines; N.e.c. In Item No. 8471.50, 84	1	4	2	281
	847190	Magnetic Or Optical Readers, Machines For Transcribing Data Onto Data Mec	7	5	19.908	7
	847290	Office Machines; Not Elsewhere Classified		1		1
	847329	Machinery; Parts And Accessories Of The Machines Of Item No. 8470.30. 847	1	17	124	360
	847330	Machinery; Parts And Accessories (other Than Covers, Carrying Cases And Th	26	77	8.410	19.954
	847431	Machines; Concrete Or Mortar Mixers	500		500	
	847439	Machines; For Mixing Or Kneading Mineral Substances, Excluding Concrete Mixers And Machir		5.000		9.475
	847490	Machines, For Sorting, Screening, Separating, Washing, Crushing Etc Mineral	36.900.069	41.696.509	92.942.569	108.832.980
	847710	Machinery; Injection-moulding Machines, For Working Rubber Or Plastics Or For The Manufact		78		1.666
	847730	Machinery; Blow Moulding Machines, For Working Rubber Or Plastics Or For	1.410		19.104	
	847780	Machinery; For Working Rubber Or Plastics Or For The Manufacture Of Produ	4.080	4.538	23.760	28.114
	847790	Machinery; Parts Of The Machines Of Heading No. 8477, N.e.c. In Item No. 84	1.305	0	13.070	43
	847920	Machinery; For The Extraction Or Preparation Of Animal Or Fixed Vegetable F	32.960	7.360	74.420	58.373
	847930	Machinery And Mechanical Appliances; Presses For The Manufacture Of Particle Or Fibre Build		2		5
	847960	Machinery And Mechanical Appliances; Evaporative Air Coolers	1.389		246	
	847982	Machines; For Mixing, Kneading, Crushing, Grinding, Screening, Sifting, Homo	9.362	5.154	37.613	100.628
	847989	Machines And Mechanical Appliances; Having Individual Functions, N.e.c. Or	3		299	
	847990	Machines And Mechanical Appliances; Parts, Of Those Having Individual Func	42.447	14.251	181.824	47.651
	848060	Moulds; For Mineral Materials	200	131	145	2.515
	848071	Moulds; For Rubber Or Plastics, Injection Or Compression Types	1.205	18.670	16.480	33.317
	848079	Moulds; For Rubber Or Plastics, Other Than Injection Or Compression Types	488	2.074	12.472	18.385
	848110	Valves; Pressure Reducing, For Pipes, Boiler Shells, Tanks, Vats Or The Like	0		10	
	848130	Valves; Check (nonreturn) Valves, For Pipes, Boiler Shells, Tanks, Vats Or The	151	289	5.266	5.908
	848140	Valves; Safety Or Relief Valves, For Pipes, Boiler Shells, Tanks, Vats Or The Lik	7	1	150	81
	848180	Taps, Cocks, Valves And Similar Appliances; For Pipes, Boiler Shells, Tanks, Va	12.841	15.928	335.944	246.739
	848190	Taps, Cocks, Valves And Similar Appliances; Parts Thereof	23	305	4.693	10.272
	848210	Ball Bearings	209	216	4.521	4.441
	848220	Bearings; Tapered Roller Bearings, Including Cone And Tapered Roller Assemb	1		1	
	848280	Bearings; N.e.c. In Heading No. 8482, Including Combined Ball/roller	6.449	782	35.506	10.606
	848310	Transmission Shafts (including Cam Shafts And Crank Shafts) And Cranks	88	747	3.663	16.635
	848320	Bearing Housings, Incorporating Ball Or Roller Bearings	1.788	2.353	56.439	88.945

https://sumut.bps.go.id

Tabel 2. Ekspor Provinsi Asal Barang Dirinci Menurut Kode HS6 Digit, 2020—2021

Provinsi Asal	Kode HS 6	Deskripsi HS 6 Digit	Berat Bersih (Kg)		Nilai FOB (US$)	
			2020	2021	2020	2021
(1)	(2)	(3)	(4)	(5)	(6)	(7)
Sumatera Utara						
	848330	Bearing Housings, Not Incorporating Ball Or Roller Bearings And Plain Shaft B	996	0	13.861	34
	848340	Gears And Gearing; (not Toothed Wheels, Chain Sprockets And Other Transm	245	36	2.133	923
	848350	Pulleys And Flywheels, Including Pulley Blocks	115	14	1.667	233
	848360	Clutches And Shaft Couplings (including Universal Joints)	93	38	2.621	1.162
	848390	Transmission Components; Toothed Wheels, Chain Sprockets And Other Trar	3	5	43	151
	848410	Gaskets And Similar Joints; Of Metal Sheeting Combined With Other Material	529	2.357	35.357	42.893
	848420	Seals; Mechanical	215	60	7.526	8.606
	848490	Gasket Sets Or Assortments Of Gaskets And Similar Joints; Dissimilar In Comp	83	54	5.421	4.780
	848790	Machinery Parts; Not Containing Electrical Connectors, Insulators, Coils, Cont	50	16	2	50
	850110	Electric Motors; Of An Output Not Exceeding 37.5w	387	510	17.727	12.333
	850131	Electric Motors And Generators; Dc, Of An Output Not Exceeding 750w	30	116	1.056	4.049
	850152	Electric Motors; Ac Motors, Multi-phase, Of An Output Exceeding 750w But N	30	920	207	3.696
	850213	Electric Generating Sets; With Compression-ignition Internal Combustion Pist	7.000		20.000	
	850300	Electric Motors And Generators; Parts Suitable For Use Solely Or Principally W	57.060	131.500	501.931	1.125.947
	850422	Electrical Transformers; Liquid Dielectric, Having A Power Handling Capacity E	818		493	
	850431	Electrical Transformers; N.e.c. In Item No. 8504.2, Having A Power Handling C	15.464	16.990	355.993	139.401
	850440	Electrical Static Converters	543	4	12.248	121
	850450	Electrical Inductors; N.e.c. In Heading No. 8504	170.963	234.550	12.994.538	17.815.190
	850490	Electrical Transformers, Static Converters And Inductors; Parts Thereof	477	419	15.669	11.132
	850511	Magnets; Permanent Magnets And Articles Intended To Become Permanent I	10		60	
	850520	Magnets; Electro-magnetic Couplings, Clutches And Brakes		72		2.752
	850680	Cells And Batteries; Primary, (other Than Manganese Dioxide, Mercuric Oxide	75.959	139.183	218.667	325.362
	850760	Electric Accumulators; Lithium-ion, Including Separators, Whether Or Not Rectangular (includir		1		28
	850860	Vacuum Cleaners, Other Than With A Self-contained Electric Motor	1		1	
	851110	Ignition Or Starting Equipment; Spark Plugs, Of A Kind Used For Spark Or Com	55.707	74.859	1.188.283	1.637.015
	851130	Ignition Or Starting Equipment; Distributors And Ignition Coils Of A Kind Used	4.660	5.240	189.407	228.902
	851140	Ignition Or Starting Equipment; Starter Motors And Dual Purpose Starter-gen	3.682	2.391	35.177	54.402
	851150	Ignition Or Starting Equipment; Generators N.e.c. In Heading No. 8511, Of A K	58	111	2.540	4.689
	851180	Ignition Or Starting Equipment; N.e.c. In Heading No. 8511, Of A Kind Used Fo	19	6	3.012	1.009
	851190	Ignition Or Starting Equipment; Parts Of The Equipment Of Heading No. 8511	2.644	4.239	97.963	365.916
	851220	Lighting Or Visual Signalling Equipment; Electrical, Of A Kind Used On Motor V	27.284	44.771	420.012	740.931
	851230	Sound Signalling Equipment; Electrical, Used On Cycles Or Motor Vehicles (ex	39.925	68.619	513.065	881.805
	851240	Windscreen Wipers, Defrosters And Demisters; Electrical, Of Kinds Used For C	1.162	750	13.008	11.916
	851290	Lighting Or Signalling Equipment; Electrical, (excluding Articles Of Heading No	3.359	1.727	52.490	60.468
	851310	Lamps; Portable, Electric, Designed To Function By Their Own Source Of Ener	1.646		604	
	851580	Welding Machines And Apparatus; N.e.c. In Heading No. 8515, Whether Or N	30		247	
	851590	Welding, Brazing Or Soldering Machines; Parts Of The Machines Of Heading N	12		67	
	851610	Heaters; Electric, Instantaneous Or Storage Water And Immersion Heaters		1		5
	851632	Hair-dressing Apparatus; Electro-thermic, Other Than Hair Dryers		2		42
	851762	Communication Apparatus (excluding Telephone Sets Or Base Stations); Mach	7	132	2.121	10.294
	851829	Loudspeakers; Not Mounted In Their Enclosures		105		793
	851830	Headphones And Earphones, Whether Or Not Combined With A Microphone,	44	64	1.902	1.086
	851890	Microphones, Headphones, Earphones, Amplifier Equipment; Parts Of The Ec	2		94	
	851920	Sound Recording Or Reproducing Apparatus; Operated By Coins, Banknotes, I	9	5	692	51
	851989	Sound Recording Or Reproducing Apparatus; N.e.c. In Heading No 8519	9		615	
	852110	Video Recording Or Reproducing Apparatus; Magnetic Tape-type	1		16	
	852290	Sound Or Video Recording Or Reproducing Apparatus; Parts And Accessories	1.090	583	14.603	4.387
	852321	Magnetic Media; Cards Incorporating A Magnetic Stripe, Whether Or Not Rec	8	1	379	71
	852329	Magnetic Media; Other Than Cards Incorporating A Magnetic Stripe, Whethe	22	1	995	6
	852341	Optical Media; Unrecorded, Excluding Products Of Chapter 37	1		209	
	852349	Optical Media; Recorded, Excluding Products Of Chapter 37	1		35	
	852351	Semiconductor Media; Solid-state Non-volatile Storage Devices, Whether Or I	0	2	3	103
	852352	Semiconductor Media; Smart Cards, Whether Or Not Recorded, Excluding Pr	9	2	1.209	99
	852359	Semiconductor Media; Other Than Smart Cards, Whether Or Not Recorded, E	1	1	71	343
	852380	Media N.e.c. In Heading 8523, Whether Or Not Recorded, Excluding Products	4	1	118	53
	852550	Transmission Apparatus For Radio-broadcasting Or Television, Whether Or N	56		766	
	852721	Radio-broadcast Receivers Not Capable Of Operating Without An External So	7		111	
	852852	Monitors; Other Than Cathode-ray Tube; Capable Of Directly Connecting To A	34	54	8.767	10.118
	852869	Projectors; N.e.c. In Subheading 8528.62, Whether Or Not Colour	1		1.194	
	852872	Reception Apparatus For Television, Whether Or Not Incorporating Radio-bro	355	3.658	4.166	27.808

https://sumut.bps.go.id

Tabel 2. Ekspor Provinsi Asal Barang Dirinci Menurut Kode HS6 Digit, 2020—2021

Provinsi Asal	Kode HS 6	Deskripsi HS 6 Digit	Berat Bersih (Kg)		Nilai FOB (US$)	
			2020	2021	2020	2021
(1)	(2)	(3)	(4)	(5)	(6)	(7)
Sumatera Utara						
	852910	Reception And Transmission Apparatus; Aerials And Aerial Reflectors Of All Ki	4		79	
	852990	Reception And Transmission Apparatus; For Use With The Apparatus Of Heac	22	229	3.966	21.471
	853329	Electrical Resistors; Fixed, For A Power Handling Capacity Exceeding 20w (inc	0		23	
	853400	Circuits; Printed	60	4	3.180	238
	853590	Electrical Apparatus; N.e.c. In Heading No. 8535, For Switching Or Protecting	818		1.232	
	853610	Electrical Apparatus; Fuses, For A Voltage Not Exceeding 1000 Volts	2	16	256	999
	853630	Electrical Apparatus; For Protecting Electrical Circuits, N.e.c. In Heading No. 8536, For A Voltag		5		75
	853649	Electrical Apparatus; Relays, For A Voltage Exceeding 60 Volts	120	2	13.037	58
	853650	Electrical Apparatus; Switches N.e.c. In Heading No. 8536, For A Voltage Not	10	4	484	275
	853669	Electrical Apparatus; Plugs And Sockets, For A Voltage Not Exceeding 1000 Volts		1		0
	853690	Electrical Apparatus; N.e.c. In Heading No. 8536, For Switching Or Protecting	0	13	433	135
	853710	Boards, Panels, Consoles, Desks And Other Bases; For Electric Control Or The	472	8	34.649	1.866
	853810	Electrical Apparatus; Parts (e.g. Boards, Panels, Consoles, Desks, Cabinets, Ot	210	18	41.178	173
	853890	Electrical Apparatus; Parts Suitable For Use Solely Or Principally With The Apparatus Of Headin		68		7.655
	853921	Lamps; Filament, (excluding Ultra-violet Or Infra-red), Tungsten Halogen	0	1	65	7
	853929	Lamps; Filament, (excluding Ultra-violet Or Infra-red), N.e.c. In Item No. 8539	567	1	6.533	181
	853931	Lamps; Discharge, (excluding Ultra-violet), Fluorescent, Hot Cathode	22.367		126.933	
	853939	Lamps; Discharge, (excluding Ultra-violet, Excluding Fluorescent, Hot Cathode	17		51	
	854231	Electronic Integrated Circuits; Processors And Controllers, Whether Or Not Co	12	1	8	163
	854233	Electronic Integrated Circuits; Amplifiers		45		376
	854239	Electronic Integrated Circuits; N.e.c. In Heading No. 8542	1		24	
	854290	Parts Of Electronic Integrated Circuits	0		10	
	854330	Electrical Machines And Apparatus; For Electroplating, Electrolysis Or Electro	0		33	
	854370	Electrical Machines And Apparatus; Having Individual Functions, Not Specifie	1	4	495	354
	854390	Electrical Machines And Apparatus; Parts Of The Electrical Goods Of Heading	118		982	
	854411	Insulated Electric Conductors; Winding Wire, Of Copper	404	25	6.526	338
	854419	Insulated Electric Conductors; Winding Wire, (of Other Than Copper)		1		13
	854420	Insulated Electric Conductors; Co-axial Cable And Other Co-axial Electric Conc	1.659		571	
	854430	Insulated Electric Conductors; Ignition Wiring Sets And Other Wiring Sets Of A	25	89	3.420	2.973
	854442	Insulated Electric Conductors; For A Voltage Not Exceeding 1000 Volts, Fitted	0	2	1	2
	854449	Insulated Electric Conductors; For A Voltage Not Exceeding 1000 Volts, Not Fitted With Connec		18		590
	860799	Railway Or Tramway Rolling Stock; Parts N.e.c. In Heading No. 8607	1		600	
	870191	Tractors; N.e.c. In Heading No 8701 (other Than Tractors Of Heading No 8709); Of An Engine P		13.000		9.750
	870590	Vehicles; Break-down Lorries, Road-sweepers, Spraying Lorries, Mobile Work	1		1	
	870810	Vehicles; Bumpers And Parts Thereof, For The Vehicles Of Heading No. 8701	8.825	13.059	133.194	225.237
	870821	Vehicles; Parts Of Bodies, Safety Seat Belts	55	38	2.610	2.030
	870829	Vehicles; Parts And Accessories, Of Bodies, Other Than Safety Seat Belts	54.080	73.236	510.460	790.125
	870830	Vehicle Parts; Brakes, Servo-brakes And Parts Thereof	23.261	27.849	230.641	225.225
	870840	Vehicle Parts; Gear Boxes And Parts Thereof	116	49	1.869	2.033
	870850	Vehicle Parts; Drive-axles With Differential, Whether Or Not Provided With O	79.563	26.301	45.505	20.835
	870870	Vehicle Parts; Road Wheels And Parts And Accessories Thereof	684	667	5.774	6.303
	870880	Vehicle Parts; Suspension Systems And Parts Thereof (including Shock-absorb	49.272	63.201	435.199	541.576
	870891	Vehicle Parts; Radiators And Parts Thereof	34.039	15.164	521.538	234.026
	870893	Vehicle Parts; Clutches And Parts Thereof	137.042	275.370	1.391.573	2.704.591
	870894	Vehicle Parts; Steering Wheels, Steering Columns And Steering Boxes; Parts T	1.611	872	28.432	16.692
	870895	Vehicle Parts; Safety Airbags With Inflater System; Parts Thereof	26	50	1.538	2.280
	870899	Vehicle Parts And Accessories; N.e.c. In Heading No. 8708	52.375	114.057	837.810	1.553.426
	871120	Motorcycles (including Mopeds) And Cycles; Fitted With An Auxiliary Motor,	1.493.523	1.315.429	18.823.087	17.515.987
	871160	Motorcycles (including Mopeds) And Cycles; Fitted With Auxiliary Motor, Wit	236		3.446	
	871410	Motorcycles (including Mopeds); Parts And Accessories	36.759	25.092	3.167.819	2.722.699
	871491	Cycles; Frames And Forks, And Parts Thereof	130	65	1.250	750
	871492	Cycles; Parts Thereof, Wheel Rims And Spokes	14	0	332	2
	871499	Cycles; Parts Thereof, N.e.c. In Item No. 8714.9	16	237	170	1.819
	871680	Vehicles; N.e.c. In Heading No. 8716	395.061	396.078	557.683	534.553
	871690	Trailers, Semi-trailers And Other Vehicles Not Mechanically Propelled; Parts T	1.850	58	3.679	103
	890190	Vessels; N.e.c. In Heading No. 8901, For The Transport Of Goods And Other V	188.114		2.584.650	
	900120	Optical Elements; Polarising Material, Sheets And Plates Thereof	0		16	
	900130	Lenses, Contact; Unmounted, Of Any Material, Excluding Elements Of Glass N	332	2	21.731	105
	900140	Lenses, Spectacle; Unmounted, Of Glass, Excluding Elements Of Glass Not Op	12	65	2.210	6.482
	900150	Lenses, Spectacle; Unmounted, Of Materials Other Than Glass	10.723	14.535	574.724	791.672

https://www.bps.go.id

Tabel 2. Ekspor Provinsi Asal Barang Dirinci Menurut Kode HS6 Digit, 2020—2021

Provinsi Asal	Kode HS 6	Deskripsi HS 6 Digit	Berat Bersih (Kg)		Nilai FOB (US$)	
			2020	2021	2020	2021
(1)	(2)	(3)	(4)	(5)	(6)	(7)
Sumatera Utara						
	900190	Optical Elements; Lenses N.e.c. In Heading No. 9001, Prisms, Mirrors And Oth	381	3	48.436	797
	900211	Lenses; Objective, For Cameras, Projectors Or Photographic Enlargers Or Red	1		10	
	900219	Lenses; Objective, (other Than For Cameras, Projectors Or Photographic Enla	1	1	18	102
	900290	Optical Elements; N.e.c. In Heading No. 9002 (e.g. Prisms And Mirrors), Mounted, Being Parts (		1		4
	900319	Frames And Mountings; For Spectacles, Goggles Or The Like, Of Materials Oth	1		33	
	900490	Spectacles, Goggles And The Like; (other Than Sunglasses) Corrective, Protect	703	1	729	63
	900691	Cameras, Photographic (excluding Cinematographic); Parts And Accessories		82		10.343
	901580	Surveying Equipment; Articles N.e.c. In Heading No. 9015, Including Hydrogra	203		130.500	
	901730	Mathematical Equipment; Micrometers, Callipers And Gauges	3		223	
	901819	Medical, Surgical Instruments And Appliances; Electro-diagnostic Apparatus (	66	44	1.703	1.435
	901849	Dental Instruments And Appliances; Other Than Dental Drill Engines	2	1	401	62
	901890	Medical, Surgical Or Dental Instruments And Appliances; N.e.c. In Heading No	104	2	6.167	110
	902000	Breathing Appliances And Gas Masks; Excluding Protective Masks Having Neit	156		1.807	
	902140	Hearing Aids (excluding Parts And Accessories)	1	2	35	45
	902190	Appliances; Worn, Carried Or Implanted In The Body, To Compensate For A D	0		67	
	902290	Apparatus Based On Use Of X-rays And Similar; Parts And Accessories (x-ray Generators, Tubes		1.086		2.910
	902300	Instruments, Apparatus And Models; Designed For Demonstrational Purposes	1	1	124	1
	902519	Thermometers And Pyrometers; (other Than Liquid Filled, For Direct Reading	185		6.417	
	902580	Hydrometers And Similar Floating Instruments, Barometers, Hygrometers, Ps	4	52	1.023	7.807
	902590	Hydrometers And Similar Floating Instruments, Barometers, Hygrometers, Psychrometers, The		0		50
	902610	Instruments And Apparatus; For Measuring Or Checking The Flow Or Level Of	185	41	11.000	6.558
	902620	Instruments And Apparatus; For Measuring Or Checking Pressure	206	172	26.384	6.151
	902680	Instruments And Apparatus; For Measuring Or Checking Variables Of Liquids (	35	12	6.893	2.048
	902710	Instruments And Apparatus; Gas Or Smoke Analysis Apparatus, For Physical Or Chemical Analy		2		7.998
	902790	Microtomes And Parts And Accessories Thereof		0		50
	902920	Meters; Speed Indicators And Tachometers; Stroboscopes	0	17	63	983
	903010	Instruments And Apparatus; For Measuring Or Detecting Ionising Radiations	1		212	
	903110	Machines; For Balancing Mechanical Parts	1		609	
	903180	Instruments, Appliances And Machines; For Measuring Or Checking N.e.c. In (	1	134	157	11.044
	903210	Regulating Or Controlling Instruments And Apparatus; Automatic Type, Therr	621	221	16.587	11.930
	903281	Regulating Or Controlling Instruments And Apparatus; Automatic, Hydraulic (	6		912	
	903289	Regulating Or Controlling Instruments And Apparatus; Automatic, Other Thar	3.000	69	2.000	30.740
	903290	Regulating Or Controlling Instruments And Apparatus; Automatic, Parts And A	14	1	384	319
	910119	Wrist-watches; Electrically Operated, With Or Without A Stop-watch, With Ca	3		2.786	
	910121	Wrist-watches; (not Electrically Operated), Automatic Winding, Whether Or N	9	2	2.629	601
	910199	Pocket-watches And Other Watches, Including Stop-watches; (excluding Wris	1	2	150	112
	910221	Wrist-watches; Whether Or Not Incorporating A Stop-watch Facility, With Aut	2	16	763	1.739
	910229	Wrist-watches; Whether Or Not Incorporating A Stop-watch Facility, With Oth	161	1.423	155.801	2.128.411
	910291	Pocket Watches And Other Watches, Including Stop-watches; (excluding Wris	1		567	
	910299	Pocket Watches And Other Watches, Including Stop-watches; (excluding Wris	4	41	1.028	1.951
	911011	Watches; Complete Movements, Unassembled Or Partly Assembled (movement Sets)		1		190
	911012	Watches; Incomplete Movements, Assembled		2		529
	911190	Watch Cases And Parts Thereof		1		392
	911390	Watch Straps, Watch Bands, Watch Bracelets, And Parts Thereof; N.e.c. In Heading No. 9113		1		154
	911490	Clock Or Watch Parts; Other Than Springs (including Hairsprings), Dials, Plates	1		93	
	920600	Musical Instruments; Percussion (e.g. Drums, Xylophones, Cymbals, Castanet	3.570	3.070	1.846	1.544
	930700	Arms; Swords, Cutlasses, Bayonets, Lances And The Like, Parts Thereof And S	1		37	
	940153	Seats; Of Rattan	92.019	73.693	1.316.918	1.723.372
	940169	Seats; With Wooden Frames, Not Upholstered, (excluding Medical, Surgical, D	1.757.996	2.778.935	7.509.735	10.365.543
	940320	Furniture; Metal, Other Than For Office Use	8.704	35	7.308	86
	940350	Furniture; Wooden, For Bedroom Use	1.064.239	1.752.435	2.117.136	3.450.079
	940360	Furniture; Wooden, Other Than For Office, Kitchen Or Bedroom Use	10.191.155	8.515.372	21.636.173	17.206.760
	940370	Furniture; Plastic	37	21	36	178
	940382	Furniture; Of Bamboo	557	461	19.284	22.072
	940383	Furniture; Of Rattan	5.894	6.503	95.962	104.646
	940389	Furniture; Of Cane, Osier, Or Similar Materials (other Than Bamboo Or Rattar	2	0	10	0
	940410	Mattress Supports	236.784		502.868	
	940421	Mattresses; Of Cellular Rubber Or Plastics, Whether Or Not Covered	23.987		125.601	
	940429	Mattresses; Of Other Materials, Not Cellular Rubber Or Plastics	286.112	2.029	1.243.712	10.215
	940490	Bedding And Similar Furnishing Articles; N.e.c. In Heading No. 9404 (e.g. Quilt	489	6	2.049	91

https://www.bps.go.id

Tabel 2. Ekspor Provinsi Asal Barang Dirinci Menurut Kode HS6 Digit, 2020—2021

Provinsi Asal	Kode HS 6	Deskripsi HS 6 Digit	Berat Bersih (Kg)		Nilai FOB (US$)	
			2020	2021	2020	2021
(1)	(2)	(3)	(4)	(5)	(6)	(7)
Sumatera Utara						
	950300	Tricycles, Scooters, Pedal Cars And Similar Wheeled Toys; Dolls' Carriages; Do	31	149	646	3.135
	950430	Games; Operated By Coins, Banknotes, Bank Cards, Tokens Or By Other Mear	1	1	5	3
	950440	Games; Playing Cards	38.401		17.326	
	950450	Games; Video Game Consoles And Machines, Other Than Those Of Subheadi	1		36	
	950490	Games; Articles For Funfair, Table Or Parlour Games, Including Pintables, Spe	13		832	
	950510	Christmas Festivity Articles	5		162	
	950631	Golf Clubs; Complete	8	1	19.349	10
	950691	Athletics And Gymnastics Equipment	50		3	
	950699	Equipment For Outdoor Games And Recreation N.e.c. In Heading No. 9506	4		97	
	950720	Fish-hooks; Whether Or Not Snelled	539	1.714	20.775	70.190
	950790	Fishing Tackle N.e.c., Butterfly Nets, Decoy Birds (other Than Those Of Heading No. 9208 Or 97		446		14.867
	960200	Vegetable, Mineral Carving Material And Articles Of These Materials, Moulde	1.522	300	836	400
	960310	Brooms And Brushes; Consisting Of Twigs Or Other Vegetable Materials Boun	63.476.152	47.867.521	18.783.460	15.690.304
	960321	Brushes; Toothbrushes	560	95	412	234
	960330	Brushes; Artists' Brushes, Writing Brushes And Similar Brushes For The Application Of Cosmetic		3		36
	960390	Brooms, Brushes, Mops, Feather Dusters, Squeegees, Hand Operated Mecha	43.799		32.855	
	960500	Travel Sets; For Personal Toilet, Sewing, Shoe Or Clothes Cleaning	31	1	601	94
	960810	Pens; Ball Point		1		34
	960990	Pastels, Drawing Charcoals, Writing Or Drawing Chalks, Tailors' Chalk	750		6.240	
	961620	Powder Puffs And Pads; For The Application Of Cosmetics Or Toilet Preparati	5.915		31.945	
	961900	Sanitary Towels (pads) And Tampons, Napkins And Napkin Liners For Babies A	352.846	173.420	749.285	395.376
	999910	Postal packages n.c.a.k	36.126	23.522	1.034.430	347.546
	041000	Animal Products; Edible, N.e.c. In This Or Other Chapters	228.524	352.571	60.857.178	64.790.479
	080290	Nuts, Edible; N.e.c. In Heading No. 0801 And 0802, Fresh Or Dried, Whether (	2.351.347	3.230.276	3.706.105	6.465.280
	151000	Vegetable Oils; Oils And Their Fractions N.e.c. In Chapter 15, Obtained Solely From Olives, Whe		281.980		155.089
	284440	Radioactive Elements, Isotopes, Compounds, N.e.c. In Heading No. 2844 Alloys, Dispersions (in		1		180
	290339	Fluorinated, Brominated Or Iodinated Derivatives Of Acyclic Hydrocarbons; Other Than Ethyler		1.100		11.000
	300230	Vaccines; For Veterinary Medicine	250	100	308	124
	340211	Organic Surface-active Agents; Anionic (other Than Soap), Whether Or Not Pu	3.814.553	7.330.700	11.571.867	23.209.736
	340212	Organic Surface-active Agents; Cationic (other Than Soap), Whether Or Not P	1		5	
	340213	Organic Surface-active Agents; Non-ionic (other Than Soap), Whether Or Not	403.070	518.959	704.860	1.196.573
	340220	Washing And Cleaning Preparations; Surface-active, Whether Or Not Contain	228	348	567	301
	382200	Reagents; Diagnostic Or Laboratory Reagents On A Backing And Prepared Dia	2		177	
	440140	Wood; For Fuel, Sawdust And Wood Waste And Scrap, Not Agglomerated	122.082	5.766.851	27.681	392.097
	441294	Blockboard, Laminboard And Battenboard (not Bamboo, And Other Than Plyv	42.719.733	39.398.162	36.158.869	37.884.601
	441400	Wooden Frames; For Paintings, Photographs, Mirrors Or Similar Objects	71.436	61.475	157.913	67.594
	441810	Wood; Windows, French-windows And Their Frames	72.695	101.133	118.891	171.001
	441820	Wood; Doors And Their Frames And Thresholds	21.250.625	26.186.593	31.566.255	42.109.777
	441860	Wood; Posts And Beams	595.700		610.034	
	442010	Wood; Statuettes And Other Ornaments Of Wood	98	18	1.249	1.882
	570330	Carpets And Other Textile Floor Coverings; Tufted, Of Man-made Textile Mat	1.220		1.764	
	620113	Coats; Men's Or Boys', Overcoats, Raincoats, Car-coats, Capes, Cloaks And Similar Articles, Of M		26		4.465
	620219	Coats; Women's Or Girls', Overcoats, Raincoats, Car-coats, Capes, Cloaks And Similar Articles, (		1		9
	841931	Dryers; For Agricultural Products, Not Used For Domestic Purposes	720		10.909	
	851712	Telephones For Cellular Networks Or For Other Wireless Networks	5.149	12.672	132.102	274.850
	851770	Telephone Sets And Other Apparatus For The Transmission Or Reception Of V	55	34	3.561	845
	852580	Television Cameras, Digital Cameras And Video Camera Recorders	9	1	1.090	89
	940540	Lamps And Light Fittings; Electric, N.e.c. In Heading No. 9405	10.733	10.404	175.295	189.681
	902780	Instruments And Apparatus; For Physical Or Chemical Analysis, For Measuring	1		100	
	940190	Seat; Parts	4.965	5.216	58.022	72.414
	940390	Furniture; Parts	1.550.821	2.027.341	1.815.770	1.702.219
	940510	Chandeliers And Other Electric Ceiling Or Wall Light Fittings; Excluding Those	20		134	
	970110	Paintings, Drawings And Pastels; Executed Entirely By Hand, Other Than Drav	2	3	97	69
	970190	Artwork; Collages And Similar Decorative Plaques	410	901	4.060	451
	970300	Sculptures And Statuary; Original, In Any Material	0	1	9	31
Total Sumatera Utara			**8.693.562.175**	**9.335.431.498**	**7.861.757.842**	**11.667.687.677**

https://www.bps.go.id

Tabel 2. Ekspor Provinsi Asal Barang Dirinci Menurut Kode HS6 Digit, 2020—2021

Provinsi Asal	Kode HS 6	Deskripsi HS 6 Digit	Berat Bersih (Kg)		Nilai FOB (US$)	
			2020	2021	2020	2021
(1)	(2)	(3)	(4)	(5)	(6)	(7)
Sumatera Barat						
	030111	Fish; Live, Ornamental, Freshwater	120	849	1.610	3.550
	030119	Fish; Live, Ornamental, Other Than Freshwater	5.424	608	14.256	3.210
	030193	Fish; Live, Carp (cyprinus Spp., Carassius Spp., Ctenopharyngodon Idellus, Hy	170		1.060	
	030199	Fish; Live, N.e.c. In Heading 0301	15.660	20.000	116.365	150.000
	030325	Fish; Frozen, Carp (as Specified By The Wco), Excluding Fillets, Fish Meat Of (	349		698	
	030342	Fish; Frozen, Yellowfin Tunas (thunnus Albacares), Excluding Fillets, Fish Mea	38.637	40.225	389.656	396.501
	030487	Fish Fillets; Frozen, Tunas (of The Genus Thunnus), Skipjack Or Stripe-bellied	98.139	102.427	970.798	1.074.653
	040900	Honey; Natural		60		57
	050590	Animal Products; Skins And Other Parts Of Birds, Feathers And Down (not For Stuffing), Powde		5.800		5.800
	060420	Foliage, Branches And Other Parts Of Plants, Without Flowers Or Flower Buds, And Grasses, M		24		35
	070190	Vegetables; Potatoes (other Than Seed), Fresh Or Chilled	500		60	
	070200	Vegetables; Tomatoes, Fresh Or Chilled	2.000	1.500	230	186
	070310	Vegetables, Alliaceous; Onions And Shallots, Fresh Or Chilled	13.500	336	1.657	487
	070390	Vegetables, Alliaceous; Leeks And Other Kinds N.e.c. In Heading No. 0703, Fresh Or Chilled		1.000		121
	070410	Vegetables, Brassica; Cauliflowers And Headed Broccoli, Fresh Or Chilled	13.700	20.000	1.620	2.374
	070420	Vegetables, Brassica; Brussel Sprouts, Fresh Or Chilled	1.455		167	
	070490	Vegetables, Brassica; Edible, N.e.c. In Heading No. 0704, Fresh Or Chilled	113.800	158.220	22.916	38.801
	070519	Vegetables; Lettuce (lactuca Sativa), (other Than Cabbage Lettuce), Fresh Or Chilled		360		101
	070610	Vegetables, Root; Carrots And Turnips, Fresh Or Chilled	3.400		390	
	070700	Vegetables; Cucumbers And Gherkins, Fresh Or Chilled	700		82	
	070890	Vegetables, Leguminous; (other Than Peas And Beans), Shelled Or Unshelled,	78.570	284.225	29.018	106.494
	070930	Vegetables; Aubergines, (e.g. Plants), Fresh Or Chilled	750		86	
	070940	Vegetables; Celery (other Than Celeriac), Fresh Or Chilled	100		11	
	070960	Vegetables; Fruits Of The Genus Capsicum Or Of The Genus Pimenta, Fresh O	1.680	117	797	170
	070993	Vegetables; Pumpkins, Squash And Gourds (cucurbita Spp.), Fresh Or Chilled	1.640	10.050	188	2.221
	070999	Vegetables; Edible, N.e.c. In Chapter 07, Fresh Or Chilled		73		106
	071010	Vegetables; Potatoes, Uncooked Or Cooked By Steaming Or Boiling In Water,	3.000	3.600	351	429
	071080	Vegetables; Uncooked Or Cooked By Steaming Or Boiling In Water, N.e.c. In H	34.848	51.580	4.291	6.122
	071290	Vegetables; Mixtures Of Vegetables N.e.c. In Heading No. 0712, Whole, Cut, S	660		315	
	071333	Vegetables, Leguminous; Kidney Beans, Including White Pea Beans (phaseolus Vulgaris), Shelle		1.050		130
	071410	Vegetable Roots And Tubers; Manioc (cassava), With High Starch Or Inulin Co	152.500	265.700	18.026	32.245
	071420	Vegetable Roots And Tubers; Sweet Potatoes, With High Starch Or Inulin Con	56.516	253.500	16.729	81.946
	071440	Vegetable Roots And Tubers; Taro (colocasia Spp.) With High Starch Or Inulin	201.220	54.000	41.096	16.771
	071490	Vegetable Roots And Tubers; Arrowroot, Salep, Jerusalem Artichokes And Sin	83.198	18.957	51.229	10.423
	080111	Nuts, Edible; Coconuts, Desiccated	197.750	226.226	153.113	262.093
	080280	Nuts, Edible; Areca Nuts, Fresh Or Dried, Whether Or Not Shelled Or Peeled	14.689.380	14.634.204	20.116.327	25.396.529
	080390	Fruit, Edible; Bananas, Other Than Plantains, Fresh Or Dried	21.300	165.870	4.885	24.566
	080440	Fruit, Edible; Avocados, Fresh Or Dried	10.080	3.480	1.344	533
	080450	Fruit, Edible; Guavas, Mangoes And Mangosteens, Fresh Or Dried	11.087.261	5.038.148	6.201.527	10.919.257
	080550	Fruit, Edible; Lemons (citrus Limon, Citrus Limonum), Limes (citrus Aurantifoli	53.600	14.670	14.025	1.795
	080720	Fruit, Edible; Papaws (papayas), Fresh	58.000	4.053	6.935	561
	081060	Fruit, Edible; Durians, Fresh	16.200	313	1.933	454
	081090	Fruit, Edible; Fruits N.e.c. In Heading No. 0801 To 0810, Fresh	38.786	13.655	9.309	2.043
	081190	Fruit, Edible; Fruit And Nuts N.e.c. In Heading No. 0811, Uncooked Or Cooked, Frozen Whethe		2.400		291
	090111	Coffee; Not Roasted Or Decaffeinated	331.800	177.600	646.009	439.236
	090220	Tea, Green; (not Fermented), In Immediate Packings Of A Content Exceeding	1.014	1.010	1.750	2.635
	090230	Tea, Black; (fermented) And Partly Fermented Tea, In Immediate Packings Of	87.865	36.710	122.886	76.231
	090240	Tea, Black; (fermented) And Partly Fermented Tea, In Immediate Packings Of	42.140	44.590	64.212	57.867
	090411	Spices; Pepper (of The Genus Piper), Neither Crushed Nor Ground		160		4.844
	090422	Spices; Fruits Of The Genus Capsicum Or Pimenta, Crushed Or Ground	800		233	
	090611	Spices; Cinnamon (cinnamomum Zeylanicum Blume), Neither Crushed Nor Gr	3.461.295	3.975.510	17.091.147	23.030.028
	090619	Spices; Cinnamon And Cinnamon-tree Flowers, Other Than Cinnamon (cinnar	1.679.454	2.221.426	5.704.084	8.148.296
	090620	Spices; Cinnamon And Cinnamon-tree Flowers, Crushed Or Ground	8.582.717	4.334.172	35.680.755	20.421.561
	090710	Spices; Cloves (whole Fruit, Cloves And Stems), Neither Crushed Nor Ground	76.070	119.910	255.357	522.899
	090720	Spices; Cloves (whole Fruit, Cloves And Stems), Crushed Or Ground		1.814		8.641
	090811	Spices; Nutmeg, Neither Crushed Nor Ground	4.000	35.000	15.985	356.166
	090812	Spices; Nutmeg, Crushed Or Ground		10.641		56.257
	090821	Spices; Mace, Neither Crushed Nor Ground	52.240	3.900	98.642	70.040
	090822	Spices; Mace, Crushed Or Ground		2.500		36.136
	090831	Spices; Cardamoms, Neither Crushed Nor Ground	60.025	103.000	1.023.935	1.081.383

https://www.bps.go.id

Tabel 2. Ekspor Provinsi Asal Barang Dirinci Menurut Kode HS6 Digit, 2020—2021

Provinsi Asal	Kode HS 6	Deskripsi HS 6 Digit	Berat Bersih (Kg)		Nilai FOB (US$)	
			2020	2021	2020	2021
(1)	(2)	(3)	(4)	(5)	(6)	(7)
Sumatera Barat						
	090921	Spices; Coriander Seeds, Neither Crushed Nor Ground	600		72	
	091011	Spices; Ginger, Neither Crushed Nor Ground	500	20.500	61	10.061
	091030	Spices; Turmeric (curcuma)	8.000	3.510	934	439
	091091	Spices; Mixtures Of 2 Or More Products Of Different Headings	6.200		93.564	
	091099	Spices; N.e.c. In Heading No. 0910	22.020	97.572	3.588	17.478
	120300	Copra	116.340		108.169	
	121190	Plants And Parts (including Seeds And Fruits) N.e.c. In Heading No. 1211, Of A	2	1.000	1.960	2.589
	130190	Natural Gums, Resins, Gum-resins And Oleoresins, N.e.c. In Heading No. 1301	435.470	407.561	404.547	266.574
	140490	Vegetable Products; N.e.c. In Chapter 14	510.494.228	650.156.017	49.078.428	64.331.599
	151110	Vegetable Oils; Palm Oil And Its Fractions, Crude, Not Chemically Modified	770.289.306	354.575.164	482.249.093	388.259.834
	151190	Vegetable Oils; Palm Oil And Its Fractions, Other Than Crude, Whether Or No	1.006.870.557	1.954.903.196	700.021.900	2.032.766.998
	151321	Vegetable Oils; Palm Kernel Or Babassu Oil And Their Fractions, Crude, Not Cl	12.718.383	7.399.086	9.845.171	11.509.388
	151329	Vegetable Oils; Palm Kernel Or Babassu Oil And Their Fractions, Other Than C	5.902.320	11.999.214	4.306.899	16.192.688
	151620	Vegetable Fats And Oils And Their Fractions; Partly Or Wholly Hydrogenated, Inter-esterified, F		8		12
	160100	Meat Preparations; Sausages And Similar Products, Of Meat, Meat Offal Or B	375	30	1.617	445
	160530	Crustacean Preparations; Lobster, Prepared Or Preserved	1.152		2.304	
	170490	Sugar Confectionery; (excluding Chewing Gum, Including White Chocolate), N	2.700		6.537	
	180100	Cocoa Beans; Whole Or Broken, Raw Or Roasted	250.000	1.000.000	560.950	2.171.000
	190190	Food Preparations; Of Flour, Meal, Starch, Malt Extract Or Milk Products, For Uses N.e.c. In He		750		355
	190410	Food Preparations; Obtained By The Swelling Or Roasting Of Cereals Or Cerea	5.600	67.568	3.360	61.975
	190490	Food Preparations; Cereal Or Cereal Products (excluding Maize), In Grain Form, Pre-cooked Or		12		82
	210310	Sauces; Soya	4.212		12.222	
	210390	Sauces And Preparations Therefor; Mixed Condiments And Mixed Seasonings	127		144	
	210690	Food Preparations; N.e.c. In Item No. 2106.10	1.865.273	1.491.785	2.861.675	2.239.705
	220210	Waters; Including Mineral And Aerated, Containing Added Sugar Or Other Sw	340.000	223.200	160.709	104.815
	230660	Oil-cake And Other Solid Residues; Whether Or Not Ground Or In The Form C	161.318.780	220.850.270	19.608.360	32.522.582
	230690	Oil-cake And Other Solid Residues; Whether Or Not Ground Or In The Form C	14.495		7.110	
	240120	Tobacco; Partly Or Wholly Stemmed Or Stripped	125.592	50.999	91.015	51.962
	240130	Tobacco Refuse	22.617	22.352	85.945	84.938
	240311	Tobacco; Smoking, Water Pipe Tobacco As Specified In Subheading Note 1 To This Chapter, Wh		30.445		28.695
	252310	Cement Clinkers (whether Or Not Coloured)	1.355.506.781	1.320.219.804	40.843.748	41.845.689
	252329	Cement; Portland, Other Than White, Whether Or Not Artificially Coloured	224.207.289	398.102.654	9.376.024	15.513.910
	253010	Vermiculite, Perlite And Chlorites; Unexpanded	44.300	40.000	9.439	10.000
	253090	Mineral Substances; N.e.c. In Chapter 25	70.000	340.000	19.544	61.842
	270119	Coal; (other Than Anthracite And Bituminous), Whether Or Not Pulverised But Not Agglomerat		32.070.126		4.230.670
	292242	Amino-acids, Other Than Those Containing More Than One Kind Of Oxygen Function, And Thei		96.000		176.100
	320190	Tanning Extracts Of Vegetable Origin; Tannins And Their Salts, Ethers, Esters	12.798.744	16.375.611	25.721.965	41.404.929
	330119	Oils, Essential; Of Citrus Fruits N.e.c. In Heading No. 3301 (terpeneless Or Not), Including Concr		393		4.347
	330129	Oils, Essential; N.e.c. In Heading No. 3301 (terpeneless Or Not), Including Cor	229.605	524.412	13.476.485	20.142.250
	330190	Oils, Essential; Concentrates In Fats, Fixed Oils, Waxes And The Like, Terpenic	410	1.755	64.270	84.296
	330790	Perfumes And Deodorizers; Perfuming Or Deodorizing Preparations N.e.c. In	246	113	1.412	741
	380610	Rosin And Resin Acids	42.500		53.275	
	382319	Industrial Monocarboxylic Fatty Acids; Acid Oils From Refining; (other Than St	50.981.805	112.322.999	33.116.290	109.311.115
	392690	Plastics; Other Articles N.e.c. In Chapter 39	3		40	
	400122	Rubber; Technically Specified Natural Rubber (tsnr), In Primary Forms Or In P	105.361.205	105.992.471	137.344.641	181.369.669
	400219	Rubber; Synthetic, Styrene-butadiene Rubber (sbr) And Carboxylated Styrene-butadiene Rubb		75.120		139.723
	400280	Rubber; Mixtures Of Natural And Synthetic Rubbers Of Heading No. 4001 And	9.273.607	100.800	10.821.126	183.934
	400510	Rubber; Unvulcanised, Compounded With Carbon Black Or Silica, In Primary F	1.612.800	3.689.283	2.247.771	6.402.479
	440729	Wood, Tropical, N.e.c. In Item No. 4407.2, Sawn Or Chipped Lengthwise, Sliced Or Peeled, Wh		38.522		18.128
	441899	Wood; Builders' Joinery And Carpentry Of Wood N.e.c. In Heading No. 4418,	240.456	291.264	375.373	514.015
	481910	Paper And Paperboard; Cartons, Boxes And Cases, Of Corrugated Paper Or Pa	1	1	152	141
	481950	Paper And Paperboard; Packing Containers, Including Record Sleeves, Of Pap	23	2	78	4
	490110	Printed Matter; In Single Sheets, Whether Or Not Folded	18		5	
	490199	Printed Matter; Books, Brochures, Leaflets And Similar Printed Matter N.e.c.	8		2	
	490700	Unused Postage, Revenue Or Similar Stamps Of Current Or New Issue In The	0		1	
	490890	Printed Matter; Transfers (decalcomanias), Other Than Vitrifiable	2		1	
	491000	Calendars; Printed, Of Any Kind, Including Calendar Blocks	3		2	
	491110	Printed Matter; Trade Advertising Material, Commercial Catalogues And The	24	1	149	12
	491199	Printed Matter; N.e.c. In Heading No. 4911	115	10	928	52
	520829	Fabrics, Woven; Containing 85% Or More By Weight Of Cotton, Bleached, Of Weaves N.e.c. In		9		43

https://www.bps.go.id

Tabel 2. Ekspor Provinsi Asal Barang Dirinci Menurut Kode HS6 Digit, 2020—2021

Provinsi Asal	Kode HS 6	Deskripsi HS 6 Digit	Berat Bersih (Kg)		Nilai FOB (US$)	
			2020	2021	2020	2021
(1)	(2)	(3)	(4)	(5)	(6)	(7)
Sumatera Barat						
	520839	Fabrics, Woven; Containing 85% Or More By Weight Of Cotton, Dyed, Of Wea	2	80	12	1.909
	530500	Coconut, Abaca (manila Hemp Or Musa Textilis Nee), Ramie And Other Veget	238.360		56.450	
	540110	Sewing Thread; Of Synthetic Filaments, Whether Or Not Put Up For Retail Sal	17		655	
	540794	Fabrics, Woven; Of Synthetic Filament Yarn, Printed, N.e.c. In Heading No. 54	81		809	
	581100	Quilted Textile Products; In The Piece, Composed Of One Or More Layers Of Textile Materials A		109		3.312
	610469	Trousers, Bib And Brace Overalls, Breeches And Shorts; Women's Or Girls', Of Textile Materials		2		22
	611241	Swimwear; Women's Or Girls', Of Synthetic Fibres, Knitted Or Crocheted		3		108
	611430	Garments; Of Man-made Fibres, Knitted Or Crocheted, N.e.c. In Chapter 61		25		53
	611490	Garments; Of Textile Materials (other Than Cotton Or Man-made Fibres), Knitted Or Crochetec		3		1
	620469	Trousers, Bib And Brace Overalls, Breeches And Shorts; Women's Or Girls', Of Textile Materials		1		14
	620640	Blouses, Shirts And Shirt-blouses; Women's Or Girls', Of Man-made Fibres (not Knitted Or Croc		9		97
	630790	Textiles; Made Up Articles (including Dress Patterns), N.e.c. In Chapter 63, N.	79		1.779	
	630900	Clothing; Worn, And Other Worn Articles	25		60	
	640419	Footwear; (other Than Sportswear), With Outer Soles Of Rubber Or Plastics A	35		82	
	650610	Headgear; Safety, Whether Or Not Lined Or Trimmed	1.008		11.477	
	720690	Iron Or Non-alloy Steel; Primary Forms (excluding Ingots And Iron Of Heading No. 7203)		1		3
	830170	Keys; Presented Separately, Of Base Metal	0		1	
	830629	Statuettes And Other Ornaments; Of Base Metal Other Than Plated With Pre	49		799	
	850790	Electric Accumulators; Parts N.e.c. In Heading No. 8507		5.081		15.593
	851890	Microphones, Headphones, Earphones, Amplifier Equipment; Parts Of The Equipment Of Head		21		10
	853630	Electrical Apparatus; For Protecting Electrical Circuits, N.e.c. In Heading No. 8536, For A Voltag		8		4
	860900	Containers; (including Containers For Transport Of Fluids) Specially Designed	76.608		28.800	
	900410	Sunglasses; Corrective, Protective Or Other		1		18
	901819	Medical, Surgical Instruments And Appliances; Electro-diagnostic Apparatus (	4	9	244	477
	910229	Wrist-watches; Whether Or Not Incorporating A Stop-watch Facility, With Otl	1	4	80	500
	940153	Seats; Of Rattan	19		5	
	940159	Seats; Of Cane, Osier Or Similar Materials, Other Than Bamboo Or Rattan		42		40
	940370	Furniture; Plastic	34	19	411	5
	950300	Tricycles, Scooters, Pedal Cars And Similar Wheeled Toys; Dolls' Carriages; Dc	241		508	
	960310	Brooms And Brushes; Consisting Of Twigs Or Other Vegetable Materials Boun	49.800	46.000	13.930	13.800
	961590	Hairpins, Curling Pins, Curling Grips, Hair Curlers And The Like (not Those Of H	1		11	
	961900	Sanitary Towels (pads) And Tampons, Napkins And Napkin Liners For Babies A	2.652		8.190	
	999910	Postal packages n.c.a.k	6.162	4.761	212.222	70.625
	041000	Animal Products; Edible, N.e.c. In This Or Other Chapters	3		371	
	080290	Nuts, Edible; N.e.c. In Heading No. 0801 And 0802, Fresh Or Dried, Whether (	39.032	1.275.890	48.748	1.950.960
	340220	Washing And Cleaning Preparations; Surface-active, Whether Or Not Containing Soap (excludir		7.722		4.297
	382200	Reagents; Diagnostic Or Laboratory Reagents On A Backing And Prepared Dia	0		27	
	852580	Television Cameras, Digital Cameras And Video Camera Recorders	1		10	
Total Sumatera Barat			**4.273.073.019**	**5.227.386.600**	**1.632.272.831**	**3.066.953.422**

https://www.bps.go.id

Tabel 2. Ekspor Provinsi Asal Barang Dirinci Menurut Kode HS6 Digit, 2020—2021

Provinsi Asal	Kode HS 6	Deskripsi HS 6 Digit	Berat Bersih (Kg)		Nilai FOB (US$)	
			2020	2021	2020	2021
(1)	(2)	(3)	(4)	(5)	(6)	(7)
Riau						
	030111	Fish; Live, Ornamental, Freshwater		1.325		200.890
	030229	Fish; Fresh Or Chilled, Flat Fish, N.e.c. In Item No. 0302.2, Excluding Fillets, Fi	6.400	210.340	4.779	145.585
	030249	Fish; Fresh Or Chilled, N.e.c. In Item No. 0302.4, Excluding Fillets, Fish Meat C	249.040	207.970	189.125	144.782
	030282	Fish; Fresh Or Chilled, Rays And Skates (rajidae), Excluding Fillets, Fish Meat Of 0304, And Edib		2.400		1.804
	030289	Fish; Fresh Or Chilled, N.e.c. In Heading 0302, Excluding Fillets, Fish Meat Of (	6.115.940	4.607.150	3.608.041	2.535.497
	030359	Fish; Frozen, N.e.c. In Item No. 0303.5, Excluding Fillets, Fish Meat Of 0304, A	210.960	342.020	158.120	237.014
	030389	Fish; Frozen, N.e.c. In Heading 0303, Excluding Fillets, Fish Meat Of 0304, Anc	295.360		260.966	
	030559	Fish; Dried, Whether Or Not Salted But Not Smoked, Other Than Edible Fish C	225.100	160.260	174.206	90.725
	030569	Fish; Salted Or In Brine, Not Dried Or Smoked, Other Than Edible Fish Offal, N	27.500	100	13.482	72
	030614	Crustaceans; Frozen, Crabs, In Shell Or Not, Smoked, Cooked Or Not Before C	200	13.000	100	6.500
	030616	Crustaceans; Frozen, Cold-water Shrimps And Prawns (pandalus Spp., Crangc	6.000		3.000	
	030617	Crustaceans; Frozen, Shrimps And Prawns, Excluding Cold-water Varieties, In	47.470		35.174	
	030633	Crustaceans; Live, Fresh Or Chilled, Crabs, Whether In Shell Or Not	305.080	187.210	195.066	112.635
	030635	Crustaceans; Live, Fresh Or Chilled, Cold-water Shrimps And Prawns (pandalu	170.560	81.000	148.497	40.500
	030636	Crustaceans; Live, Fresh Or Chilled, Shrimps And Prawns Excluding Cold-wate	168.145	361.580	242.694	173.988
	030695	Crustaceans; Shrimps And Prawns, Smoked, Cooked Or Not, Whether In Shell	57.100	6.440	85.613	12.770
	030721	Molluscs; Scallops, Whether In Shell Or Not, Including Queen Scallops, Of The	62.440		38.969	
	030742	Molluscs; Cuttle Fish And Squid, Whether In Shell Or Not, Live, Fresh Or Chille	25.820	25.680	14.380	15.519
	030760	Molluscs; Snails, Other Than Sea Snails, Whether In Shell Or Not, Live, Fresh,	495.460	507.298	160.871	200.123
	030771	Molluscs; Clams, Cockles And Ark Shells (families Arcidae, Arcticidae, Cardiida	259.918	190.074	128.496	115.865
	030772	Molluscs; Clams, Cockles, Ark Shells (arcidae, Arcticidae, Cardiidae, Donacidae, Hiatellidae, Ma		33.800		20.842
	030791	Molluscs; N.e.c. In Heading 0307, Whether In Shell Or Not, Includes Flours, M	35.340	43.450	27.912	25.662
	030792	Molluscs; N.e.c. In Heading 0307, Whether In Shell Or Not, Includes Flours, M	27.300	81.500	20.176	58.938
	030811	Aquatic Invertebrates; Sea Cucumbers (stichopus Japonicus, Holothuroidea),	100		48	
	040900	Honey; Natural	21.872	153.220	20.359	112.417
	060210	Plants, Live; Unrooted Cuttings And Slips	1		1	
	060420	Foliage, Branches And Other Parts Of Plants, Without Flowers Or Flower Buds, And Grasses, M		275.000		13.713
	060490	Foliage, Branches And Other Parts Of Plants, Without Flowers Or Flower Buds	200	80.000	73	1.400
	070190	Vegetables; Potatoes (other Than Seed), Fresh Or Chilled		3.000		7.186
	070310	Vegetables, Alliaceous; Onions And Shallots, Fresh Or Chilled	9.850	6.600	1.223	1.320
	070490	Vegetables, Brassica; Edible, N.e.c. In Heading No. 0704, Fresh Or Chilled	305.880	889.880	30.709	398.946
	070610	Vegetables, Root; Carrots And Turnips, Fresh Or Chilled		2.000		479
	070890	Vegetables, Leguminous; (other Than Peas And Beans), Shelled Or Unshelled,	62.429	134.725	4.198	58.749
	070960	Vegetables; Fruits Of The Genus Capsicum Or Of The Genus Pimenta, Fresh O	2.000		138	
	070993	Vegetables; Pumpkins, Squash And Gourds (cucurbita Spp.), Fresh Or Chilled	1.100	23.500	26	1.245
	071010	Vegetables; Potatoes, Uncooked Or Cooked By Steaming Or Boiling In Water,	63.120	87.120	4.954	10.180
	071029	Vegetables, Leguminous; (other Than Peas Or Beans), Shelled Or Unshelled, U	2.600		156	
	071220	Vegetables; Onions, Whole, Cut, Sliced, Broken Or In Powder But Not Further	102		158	
	071410	Vegetable Roots And Tubers; Manioc (cassava), With High Starch Or Inulin Content, Fresh, Chil		1.620		788
	071420	Vegetable Roots And Tubers; Sweet Potatoes, With High Starch Or Inulin Con	522.940	824.000	58.075	376.173
	071440	Vegetable Roots And Tubers; Taro (colocasia Spp.) With High Starch Or Inulin	848.900	1.262.610	57.208	378.972
	071490	Vegetable Roots And Tubers; Arrowroot, Salep, Jerusalem Artichokes And Sin	2.260.000	7.925.520	316.800	1.134.168
	080111	Nuts, Edible; Coconuts, Desiccated	31.853.446	29.708.928	19.929.586	18.783.877
	080112	Nuts, Edible; Coconuts, In The Inner Shell (endocarp)	572.500	40.651.000	96.447	9.052.050
	080119	Nuts, Edible; Coconuts, Fresh Or Dried, Other Than Desiccated Or In The Inne	277.997.524	188.812.940	54.137.060	41.413.758
	080280	Nuts, Edible; Areca Nuts, Fresh Or Dried, Whether Or Not Shelled Or Peeled	1.015.810	1.760.060	478.326	1.542.920
	080310	Fruit, Edible; Plantains, Fresh Or Dried	8.400	2.000	3.779	990
	080390	Fruit, Edible; Bananas, Other Than Plantains, Fresh Or Dried	24.964	187.500	2.447	76.549
	080450	Fruit, Edible; Guavas, Mangoes And Mangosteens, Fresh Or Dried		12.050		1.342
	080550	Fruit, Edible; Lemons (citrus Limon, Citrus Limonum), Limes (citrus Aurantifoli	116.370	174.750	11.662	12.650
	081090	Fruit, Edible; Fruits N.e.c. In Heading No. 0801 To 0810, Fresh	300	1.960	22	1.906
	081190	Fruit, Edible; Fruit And Nuts N.e.c. In Heading No. 0811, Uncooked Or Cooked, Frozen Whethe		312		304
	090112	Coffee; Decaffeinated, Not Roasted	79.430	116.700	240.132	277.453
	090210	Tea, Green; (not Fermented), In Immediate Packings Of A Content Not Excee	80.405		92.150	
	090240	Tea, Black; (fermented) And Partly Fermented Tea, In Immediate Packings Of	30.000		35.166	
	090412	Spices; Pepper (of The Genus Piper), Crushed Or Ground	1		3	
	090620	Spices; Cinnamon And Cinnamon-tree Flowers, Crushed Or Ground		13.000		83.460
	090921	Spices; Coriander Seeds, Neither Crushed Nor Ground	1.044		182	
	091011	Spices; Ginger, Neither Crushed Nor Ground	2.237	11.826	124	3.484
	091030	Spices; Turmeric (curcuma)		949		63

https://riau.bps.go.id

Tabel 2. Ekspor Provinsi Asal Barang Dirinci Menurut Kode HS6 Digit, 2020—2021

Provinsi Asal	Kode HS 6	Deskripsi HS 6 Digit	Berat Bersih (Kg)		Nilai FOB (US$)	
			2020	2021	2020	2021
(1)	(2)	(3)	(4)	(5)	(6)	(7)
Riau						
	091091	Spices; Mixtures Of 2 Or More Products Of Different Headings	31.500	42.625	13.489	19.390
	091099	Spices; N.e.c. In Heading No. 0910	32.580	185.660	7.623	55.633
	110620	Flour, Meal And Powder; Of Sago Or Of Roots Or Tubers Of Heading No. 0714	8.779.040	4.396.600	1.398.114	808.637
	110630	Flour, Meal And Powder; Of The Products Of Chapter 8	2.481.946	2.220.909	9.229.745	9.347.377
	120300	Copra	227.970	120.850	198.561	99.666
	120710	Oil Seeds; Palm Nuts And Kernels, Whether Or Not Broken		150		20.000
	121190	Plants And Parts (including Seeds And Fruits) N.e.c. In Heading No. 1211, Of A	15.948	8.700	340.514	318.060
	130190	Natural Gums, Resins, Gum-resins And Oleoresins, N.e.c. In Heading No. 1301	217.745	245.400	44.939	35.609
	140490	Vegetable Products; N.e.c. In Chapter 14	1.419.979.554	1.525.515.082	136.382.661	148.339.686
	151110	Vegetable Oils; Palm Oil And Its Fractions, Crude, Not Chemically Modified	3.755.640.654	1.569.682.713	2.469.591.606	1.697.112.384
	151190	Vegetable Oils; Palm Oil And Its Fractions, Other Than Crude, Whether Or No	7.650.445.592	8.484.871.554	5.066.017.723	8.802.248.001
	151311	Vegetable Oils; Coconut (copra) Oil And Its Fractions, Crude, Not Chemically M	6.895.865	4.000.625	5.826.831	5.453.349
	151319	Vegetable Oils; Coconut (copra) Oil And Its Fractions, Other Than Crude, Whe	45.601.971	21.087.342	42.794.768	29.954.150
	151321	Vegetable Oils; Palm Kernel Or Babassu Oil And Their Fractions, Crude, Not Cl	144.770.323	22.898.196	116.143.184	34.251.394
	151329	Vegetable Oils; Palm Kernel Or Babassu Oil And Their Fractions, Other Than C	652.495.804	472.444.714	506.645.132	632.114.326
	151620	Vegetable Fats And Oils And Their Fractions; Partly Or Wholly Hydrogenated, Inter-esterified, R		51.455.246		44.662.014
	151790	Edible Mixtures Or Preparations Of Animal Or Vegetable Fats Or Oils Or Of Fr	36.199.681	36.679.762	26.800.364	44.568.188
	151800	Animal Or Vegetable Fats And Oils And Their Fractions; Oxidised, Boiled Or O	330.880	32.024.132	115.808	26.991.214
	152000	Glycerol, Crude; Glycerol Waters And Glycerol Lyes	269.811.072	277.672.581	57.501.041	136.307.708
	152200	Degras; Residues Resulting From The Treatment Of Fatty Substances Or Anim	14.409.891	30.362.896	5.196.741	25.240.026
	160529	Crustacean Preparations; Shrimps And Prawns, Prepared Or Preserved, In Air	3.000		3.510	
	170112	Sugars; Beet Sugar, Raw, In Solid Form, Not Containing Added Flavouring Or C	5.000		2.977	
	170219	Sugars; Lactose And Lactose Syrup, Containing By Weight Less Than 99% Lact	500.375	466.600	322.160	228.221
	170290	Sugars; N.e.c. In Heading No. 1702, Including Invert Sugar And Other Sugar And Sugar Syrup Bl		40.100		28.915
	190219	Food Preparations; Pasta, Uncooked (excluding That Containing Eggs), Not Stuffed Or Otherwi		3.900		3.761
	190230	Food Preparations; Pasta (excluding Stuffed), Cooked Or Otherwise Prepared	10.100	1.800	20.200	1.742
	190420	Food Preparations; Obtained From Unroasted Cereal Flakes Or From Mixture	1.000		1.610	
	190590	Food Preparations; Bakers' Wares N.e.c. In Heading No. 1605, Whether Or No	40.270	87.761	69.512	160.551
	200510	Vegetable Preparations; Homogenised Vegetables, Prepared Or Preserved Ot	267		141	
	200820	Fruit; Pineapples, Prepared Or Preserved In Ways N.e.c. In Heading No. 2007,	6.855.044	7.418.246	6.334.725	6.735.654
	200949	Juice; Pineapple, Of A Brix Value Exceeding 20, Unfermented, Not Containing	477.000	591.480	821.068	1.007.540
	210210	Yeasts; Active	7.925	10.670	3.966	5.156
	210390	Sauces And Preparations Therefor; Mixed Condiments And Mixed Seasonings	1.000	7.640	1.022	3.784
	210690	Food Preparations; N.e.c. In Item No. 2106.10	111.151.213	128.264.408	168.170.288	206.581.611
	220190	Waters; Other Than Mineral And Aerated, (not Containing Added Sugar Or Ot	3.818.212	4.643.719	2.155.694	2.587.444
	220210	Waters; Including Mineral And Aerated, Containing Added Sugar Or Other Sw	6.826.501	7.155.880	6.873.853	8.197.040
	230120	Flours, Meals And Pellets; Of Fish Or Of Crustaceans, Molluscs Or Other Aquatic Invertebrates		46.000		11.517
	230650	Oil-cake And Other Solid Residues; Whether Or Not Ground Or In The Form C	26.220.822	24.431.989	4.750.948	4.932.475
	230660	Oil-cake And Other Solid Residues; Whether Or Not Ground Or In The Form C	1.600.767.246	1.639.413.667	211.777.273	284.075.201
	230690	Oil-cake And Other Solid Residues; Whether Or Not Ground Or In The Form C	35.850.000	19.316.756	4.014.792	14.112.543
	230990	Dog Or Cat Food; (not Put Up For Retail Sale), Used In Animal Feeding		1.963		6.692
	270112	Coal; Bituminous, Whether Or Not Pulverised, But Not Agglomerated	30.707.508	15.040.932	1.259.008	676.842
	270119	Coal; (other Than Anthracite And Bituminous), Whether Or Not Pulverised But Not Agglomerat		55.550.000		4.072.371
	270210	Lignite; Whether Or Not Pulverised, But Not Agglomerated, Excluding Jet		85.137.000		4.387.895
	270900	Oils; Petroleum Oils And Oils Obtained From Bituminous Minerals, Crude	935.959.520	2.537.958.000	284.430.720	1.144.179.520
	271019	Petroleum Oils And Oils From Bituminous Minerals, Not Containing Biodiesel,	406.472.106	705.211.283	195.804.579	529.390.790
	271311	Petroleum Coke; (not Calcined), Obtained From Bituminous Minerals	369.607.530	164.844.664	52.803.573	56.805.700
	271390	Residues; Of Petroleum Oils Or Of Oils Obtained From Bituminous Minerals	115.115.664		40.126.826	
	282732	Chlorides; Of Aluminium	45.000		24.975	
	283311	Sodium Sulphates; Disodium Sulphate	27.426.000	33.138.000	1.388.835	2.798.775
	290511	Alcohols; Saturated Monohydric, Methanol (methyl Alcohol)	2		10	
	290516	Alcohols; Saturated Monohydric, Octanol (octyl Alcohol) And Isomers Thereo	968.720		1.813.475	
	290517	Alcohols; Saturated Monohydric, Dodecan-1-ol (lauryl Alcohol), Hexadecan-1	3.780.860	5.441.420	4.548.312	10.442.884
	290519	Alcohols; Saturated Monohydric, N.e.c. In Item No. 2905.1	652.020		1.248.467	
	290544	Alcohols; Polyhydric, D-glucitol (sorbitol)	22		136	
	290545	Alcohols; Polyhydric, Glycerol	117.145.802	145.733.705	49.815.537	114.293.249
	291570	Acids; Saturated Acyclic Monocarboxylic Acids; Palmitic Acid, Stearic Acid, Th	8.636.747	20.678.519	7.485.745	21.570.445
	291590	Acids; Saturated Acyclic Monocarboxylic Acids; Anhydrides, Halides, Peroxide	239.126.410	237.844.682	204.628.404	300.472.599
	291615	Acids; Unsaturated Acyclic Monocarboxylic Acids; Oleic, Linoleic Or Linolenic	156.000		95.004	
	294190	Antibiotics; N.e.c. In Heading No. 2941		3		671

https://riau.bps.go.id

Tabel 2. Ekspor Provinsi Asal Barang Dirinci Menurut Kode HS6 Digit, 2020—2021

Provinsi Asal	Kode HS 6	Deskripsi HS 6 Digit	Berat Bersih (Kg)		Nilai FOB (US$)	
			2020	2021	2020	2021
(1)	(2)	(3)	(4)	(5)	(6)	(7)
Riau						
	300290	Toxins, Cultures Of Micro-organisms (excluding Yeasts) And Similar Products		1		2
	320710	Pigments; Prepared Pigments, Opacifiers, Colours And Similar Preparations		1		12
	321390	Colours; (other Than In Sets), Of A Kind Used By Artists, Students Or Signboard Painters		0		62
	330190	Oils, Essential; Concentrates In Fats, Fixed Oils, Waxes And The Like, Terpenic By-products, Aq		6		3
	330790	Perfumes And Deodorizers; Perfuming Or Deodorizing Preparations N.e.c. In	1		2	
	340311	Lubricating Preparations; For The Treatment Of Textile And Similar Materials (leather, Furskins		25		6
	340319	Lubricating Preparations; (other Than For The Treatment Of Textile And Simil	368	13	1.819	53
	340399	Lubricating Preparations; Other Than For The Treatment Of Textile And Simila	36		20	
	350699	Glues And Other Adhesives; Prepared, N.e.c. In Heading No. 3506, Not Exceeding A Net Weigh		3.475		10.599
	380210	Carbon; Activated	24.000		32.350	
	380290	Chemical Products; Activated Natural Mineral Products, Animal Black, Includi	2.450.000		473.250	
	380510	Terpenic Oils; Gum, Wood Or Sulphate Turpentine Oils	40.000		77.116	
	381090	Fluxes And Other Auxiliary Preparations; For Soldering, Brazing Or Welding, C	4	31	3	22
	382311	Industrial Monocarboxylic Fatty Acids, Acid Oils From Refining; Stearic Acid	24.027.482	46.977.861	17.638.261	46.038.417
	382312	Industrial Monocarboxylic Fatty Acids, Acid Oils From Refining; Oleic Acid	20.853.640	29.198.766	18.304.372	47.063.509
	382319	Industrial Monocarboxylic Fatty Acids; Acid Oils From Refining; (other Than St	1.115.856.045	1.293.733.556	729.707.131	1.328.215.815
	382370	Industrial Fatty Alcohols	130.978.462	156.795.435	137.749.175	268.417.069
	382499	Chemical Products, Mixtures And Preparations; N.e.c. Heading 3824	34.818.520	111.361.535	36.011.396	130.714.682
	382569	Residual Products Of The Chemical Or Allied Industries, Not Elsewhere Specif	23.784.035	4.016.690	23.784	4.017
	382600	Biodiesel And Mixtures Thereof; Not Containing Or Containing Less Than 70%	22.998.825	42.653.827	16.988.349	42.279.374
	390690	Acrylic Polymers; (other Than Polymethyl Methacrylate), In Primary Forms	58.375		138.453	
	391390	Polymers, Natural And Modified Natural; In Primary Forms (excluding Alginic	0		1	
	391710	Plastics; Artificial Guts (sausage Casings) Of Hardened Protein Or Of Cellulosic Materials		0		1
	392190	Plastics; Plates, Sheets, Film, Foil And Strip, Other Than Cellular	10		31	
	392310	Plastics; Boxes, Cases, Crates And Similar Articles For The Conveyance Or Packing Of Goods		8		6
	392390	Plastics; Articles For The Conveyance Or Packing Of Goods N.e.c. In Heading No. 3923		1.644.083		2.002.049
	392640	Plastics; Statuettes And Other Ornamental Articles		5.562		17.693
	392690	Plastics; Other Articles N.e.c. In Chapter 39	39	2	564	28
	400122	Rubber; Technically Specified Natural Rubber (tsnr), In Primary Forms Or In P	35.693.980	24.613.260	46.545.199	41.763.247
	400270	Rubber; Synthetic, Ethylene-propylene-non-conjugated Diene Rubber (epdm), In Primary Form		2		4
	400280	Rubber; Mixtures Of Natural And Synthetic Rubbers Of Heading No. 4001 And	3.024.000	1.915.200	3.545.136	2.577.400
	400690	Rubber; Unvulcanised, Other Than Camel Back Strips For Retreading Rubber Tyres		3		6
	400912	Rubber; Vulcanised (other Than Hard Rubber), Tubing, Piping And Hoses, Not	2		490	
	401140	Rubber; New Pneumatic Tyres, Of A Kind Used On Motorcycles		15.104		44.060
	401190	Rubber; New Pneumatic Tyres, Of A Kind Used On Light Commercial Vehicles		5.367		27.526
	401290	Rubber; Tyres N.e.c. In Heading No. 4012	2		2	
	401693	Rubber; Vulcanised (other Than Hard Rubber), Gaskets, Washers And Other Seals, Of Non-cell		8		62
	401699	Rubber; Vulcanised (other Than Hard Rubber), Articles N.e.c. In Heading No. 4016, Of Non-cell		4		75
	410390	Hides And Skins; Raw, Of Animals N.e.c. In This Chapter, Fresh, Salted, Dried,	635		1.505	
	420299	Cases And Containers; N.e.c. In Heading 4202, Of Vulcanised Fibre Or Of Paperboard, Or Whol		1		110
	440290	Wood; Charcoal Of Wood Other Than Bamboo (including Shell Or Nut Charco	32.666.871	32.023.474	8.424.720	11.419.735
	440729	Wood, Tropical, N.e.c. In Item No. 4407.2, Sawn Or Chipped Lengthwise, Slice	403.037	356.924	284.290	249.731
	440799	Wood; Sawn Or Chipped Lengthwise, Sliced Or Peeled, Of A Thickness Exceeding 6mm, Wheth		2.064		2.770
	440922	Wood; Tropical (including Unassembled Strips And Friezes For Parquet Floori	19.412	28.715	26.642	20.573
	440929	Wood; Non-coniferous, Other Than Bamboo Or Tropical Wood, (including Un	2.409.617	1.564.237	1.641.943	1.254.980
	441231	Plywood; Consisting Only Of Sheets Of Wood (not Bamboo), Each Ply 6mm O	8.862.552	9.332.090	6.974.147	8.071.154
	441234	Plywood; Consisting Only Of Sheets Of Wood (not Bamboo), Each Ply 6mm O	184.179	261.831	210.053	245.253
	441510	Wood; Cases, Boxes, Crates, Drums, Similar Packings And Cable-drums	301	61.247	140	96.967
	442199	Wood; Not Of Bamboo, Articles N.e.c. In Heading No. 4414 To 4420 (excludin	500		548	
	460122	Plaiting Materials, Plaits And Similar Products Of Plaiting Materials; Mats, Matting And Screens		8		383
	470200	Wood Pulp; Chemical Wood Pulp, Dissolving Grades	852.085.131	1.087.342.294	383.098.341	703.872.208
	470319	Wood Pulp; Chemical Wood Pulp, Soda Or Sulphate, (other Than Dissolving G	39.680.000	8.900.000	17.933.920	3.824.628
	470329	Wood Pulp; Chemical Wood Pulp, Soda Or Sulphate, (other Than Dissolving G	1.986.185.857	2.135.492.391	788.706.390	1.040.866.277
	480255	Uncoated Paper And Paperboard (not 4801 Or 4803); Printing, Writing Or Gra	607.412.268	648.048.327	310.037.756	389.692.976
	480256	Uncoated Paper And Paperboard (not 4801 Or 4803); Printing, Writing Or Gra	1.054.258.289	951.011.364	657.531.541	641.511.081
	480257	Uncoated Paper And Paperboard (not 4801 Or 4803); Printing, Writing Or Gra	344.532.773	339.332.583	183.250.773	206.841.675
	480258	Uncoated Paper And Paperboard (not 4801 Or 4803); Printing, Writing Or Gra	37.844.287	44.372.747	25.187.901	32.096.699
	480300	Tissue, Towel, Napkin Stock Or Similar; For Household Or Sanitary Use, Cellul	482.742.080	353.887.921	433.190.923	331.223.160
	480519	Paper And Paperboard; Uncoated, Fluting Paper Other Than Semi-chemical C	26.679.346	11.252.216	8.764.882	5.382.136
	481190	Paper, Paperboard, Cellulose Wadding And Webs Of Soft Cellulose Fibres; Coated, Impregnate		21.895		75.845

https://www.bps.go.id

Tabel 2. Ekspor Provinsi Asal Barang Dirinci Menurut Kode HS6 Digit, 2020—2021

Provinsi Asal	Kode HS 6	Deskripsi HS 6 Digit	Berat Bersih (Kg)		Nilai FOB (US$)	
			2020	2021	2020	2021
(1)	(2)	(3)	(4)	(5)	(6)	(7)
Riau						
	481810	Paper Articles; Toilet Paper	3.069.305	6.719.717	4.036.833	6.909.526
	481820	Paper Articles; Handkerchiefs, Cleansing Or Facial Tissues And Towels	5.546.028	6.663.595	7.637.360	8.132.776
	481830	Paper Articles; Tablecloths And Serviettes, Of Paper, Cellulose Wadding Or Fibres		26.592		25.092
	481890	Paper Articles; Articles Of Paper, Cellulose Wadding Or Fibres, N.e.c. In Headi	128.444		151.586	
	482010	Paper And Paperboard; Registers, Account Books, Note Books, Order Books, I	0		212	
	482020	Paper And Paperboard; Exercise Books	164.796		168.735	
	482090	Paper Or Paperboard; Stationery N.e.c. In Heading No. 4820	9	3	23	6
	490110	Printed Matter; In Single Sheets, Whether Or Not Folded	93		22	
	490191	Printed Matter; Dictionaries, Encyclopaedias And Serial Instalments Thereof		1		212
	490199	Printed Matter; Books, Brochures, Leaflets And Similar Printed Matter N.e.c. I	417	5	1.444	10
	490700	Unused Postage, Revenue Or Similar Stamps Of Current Or New Issue In The	74	66	376	379
	490900	Printed Or Illustrated Postcards; Printed Cards Bearing Personal Greetings, M	2		63	
	491000	Calendars; Printed, Of Any Kind, Including Calendar Blocks	110	5	141	86
	491110	Printed Matter; Trade Advertising Material, Commercial Catalogues And The	15		7	
	530500	Coconut, Abaca (manila Hemp Or Musa Textilis Nee), Ramie And Other Veget	30.386	71	6.392	53
	540349	Yarn, Artificial; Filament, Monofilament (less Than 67 Decitex), Multiple (fold	30		48	
	540794	Fabrics, Woven; Of Synthetic Filament Yarn, Printed, N.e.c. In Heading No. 54	33		5.576	
	550410	Fibres; Artificial Staple Fibres, Of Viscose, Not Carded, Combed Or Otherwise	131.410.157	128.647.220	133.396.842	218.383.097
	551011	Yarn; (not Sewing Thread), Single, Of Artificial Staple Fibres, Containing 85% (	3.592.729	6.181.934	5.505.241	14.941.993
	580790	Labels, Badges And Similar Articles; (other Than Woven), Of Textile Materials	6		58	
	590190	Textile Fabrics; Coated With Gum Or Amylaceous Substances, Tracing Cloth, I	1		102	
	590390	Textile Fabrics; Impregnated, Coated, Covered Or Laminated With Plastics, (e	1		10	
	591190	Textile Products And Articles For Technical Uses; N.e.c. In Heading No. 5911	638		119.656	
	600290	Fabrics; Knitted Or Crocheted, Other Than Those Of Heading 60.01, Of A Wid	1		20	
	610349	Trousers, Bib And Brace Overalls, Breeches And Shorts; Men's Or Boys', Of Te	3		11	
	610419	Suits; Women's Or Girls', Of Textile Materials (other Than Synthetic Fibres), K	3		87	
	610469	Trousers, Bib And Brace Overalls, Breeches And Shorts; Women's Or Girls', Of Textile Materials		1		15
	610690	Blouses, Shirts And Shirt-blouses; Women's Or Girls', Of Textile Materials (oth	3	241	73	1.000
	610719	Underpants And Briefs; Men's Or Boys', Of Textile Materials (other Than Cotton Or Man-made		3		297
	610910	T-shirts, Singlets And Other Vests; Of Cotton, Knitted Or Crocheted	2	1	7	10
	610990	T-shirts, Singlets And Other Vests; Of Textile Materials (other Than Cotton), K	26		86	
	611529	Hosiery; Panty Hose And Tights (other Than Graduated Compression Hosiery)	26		34	
	611710	Shawls, Scarves, Mufflers, Mantillas, Veils And The Like; Knitted Or Crocheted		2		112
	611780	Clothing Accessories; Knitted Or Crocheted, N.e.c. In Heading No. 6117	72		2.246	
	620449	Dresses; Women's Or Girls', Of Textile Materials N.e.c. In Item No. 6204.4 (nc	0		25	
	620469	Trousers, Bib And Brace Overalls, Breeches And Shorts; Women's Or Girls', Of	5		242	
	620590	Shirts; Men's Or Boys', Of Textile Materials N.e.c. In Heading No. 6205 (not Knitted Or Crochet		1		17
	620690	Blouses, Shirts And Shirt-blouses; Women's Or Girls', Of Textile Materials N.e	57	165	495	3.925
	620920	Garments And Clothing Accessories; Babies', Of Cotton (not Knitted Or Croch	1		25	
	621050	Garments; Women's Or Girls', N.e.c. In Item No. 6210.3, Of The Fabrics Of Heading No. 5602, 5		1		11
	621410	Shawls, Scarves, Mufflers, Mantillas, Veils And The Like; Of Silk Or Silk Waste	1		33	
	630539	Sacks And Bags; Of A Kind Used For The Packing Of Goods, Of Man-made Tex	777.715	205.000	307.042	73.120
	630790	Textiles; Made Up Articles (including Dress Patterns), N.e.c. In Chapter 63, N.	964		1.822	
	630900	Clothing; Worn, And Other Worn Articles	248	34	1.844	18
	640411	Sports Footwear; Tennis Shoes, Basketball Shoes, Gym Shoes, Training Shoes And The Like, Wi		4		157
	640420	Footwear; Outer Soles Of Leather Or Composition Leather, Uppers Of Textile	61		424	
	650610	Headgear; Safety, Whether Or Not Lined Or Trimmed	3		358	
	691110	Tableware And Kitchenware; Of Porcelain Or China	110		500	
	701090	Glass; Carboys, Bottles, Flasks, Jars, Pots, Phials And Other Containers Of Glass, (not Ampoules		25		7
	711719	Jewellery; Imitation, (excluding Cuff Links And Studs), Of Base Metal, Whethe	7	20	35	179
	711790	Jewellery; Imitation, Of Other Than Base Metal, Whether Or Not Plated With Precious Metal		0		13
	720299	Ferro-alloys; N.e.c. In Heading No. 7202		1		15
	720521	Alloy Steel Powders		18.500		3.700
	730300	Cast Iron; Tubes, Pipes And Hollow Profiles		82		3.416
	730729	Steel, Stainless; Tube Or Pipe Fittings, N.e.c. In Item No. 7307.2		12		7.300
	731815	Iron Or Steel; Threaded Screws And Bolts N.e.c. In Item No. 7318.1, Whether Or Not With Thei		108		2.970
	731819	Iron Or Steel; Threaded Screws, Bolts And Nuts N.e.c. In Item No. 7318.1		108		8.240
	731829	Iron Or Steel; Non-threaded Articles, N.e.c. In Item No. 7318.2	1	0	0	33
	732010	Iron Or Steel; Leaf-springs And Leaves Therefor	23		283	
	732111	Cooking Appliances And Plate Warmers; For Gas Fuel Or For Both Gas And Ot	20		27	

Tabel 2. Ekspor Provinsi Asal Barang Dirinci Menurut Kode HS6 Digit, 2020—2021

Provinsi Asal	Kode HS 6	Deskripsi HS 6 Digit	Berat Bersih (Kg)		Nilai FOB (US$)	
			2020	2021	2020	2021
(1)	(2)	(3)	(4)	(5)	(6)	(7)
Riau						
	732393	Steel, Stainless; Table, Kitchen And Other Household Articles And Parts There	169		1.250	
	732399	Iron Or Steel; Table, Kitchen And Other Household Articles And Parts Thereof	167		157	
	732410	Steel; Sinks And Wash Basins, Of Stainless Steel	3		3	
	732690	Iron Or Steel; Articles N.e.c. In Heading 7326		11		1.047
	760720	Aluminium; Foil, Backed With Paper, Paperboard, Plastics Or Similar Backing	2		33	
	761699	Aluminium; Articles N.e.c. In Heading 7616	75	5	264	281
	820190	Tools, Hand; Forks, Scythes, Sickles, Hay Knives, Timber Wedges, And Other Hand Tools Of A K		6		6
	820320	Tools, Hand; Pliers (including Cutting Pliers), Pincers, Tweezers And Similar Tc	4		610	
	820890	Tools; Knives And Cutting Blades, For Machines Or Mechanical Appliances, N.e.c. In Heading N		40		900
	821192	Knives; Having Fixed Cutting Blades, (other Than Table Knives), Serrated Or N	1		2	
	830140	Locks; (other Than Those For Motor Vehicles Or Furniture), (key, Combinatio	2		122	
	830170	Keys; Presented Separately, Of Base Metal		3		10.391
	830630	Photograph, Picture Or Similar Frames, Mirrors; Of Base Metal		1		4
	841221	Engines; Hydraulic Power Engines And Motors, Linear Acting (cylinders)	320		2.353	
	841330	Pumps; Fuel, Lubricating Or Cooling Medium Pumps For Internal Combustion	800		360	
	841391	Pumps; Parts Thereof	1.700	51.127	775	313.873
	841430	Compressors; Of A Kind Used In Refrigerating Equipment	1		20	
	841440	Compressors; Air Compressors Mounted On A Wheeled Chassis For Towing	1.055		558	
	841459	Fans; N.e.c. In Item No. 8414.51	140		361	
	841480	Pumps And Compressors; For Air, Vacuum Or Gas, N.e.c. In Heading No. 8414	126		6.613	
	841490	Pumps And Compressors; Parts, Of Air Or Vacuum Pumps, Air Or Other Gas C	12		693	
	841869	Refrigerating Or Freezing Equipment; N.e.c. In Heading No. 8418	600		2.525	
	841940	Distilling Or Rectifying Plant; Not Used For Domestic Purposes		7		1.017
	841981	Machinery, Plant And Equipment; For Making Hot Drinks, For Cooking Or Hea	360		1.835	
	841990	Machinery, Plant And Laboratory Equipment; Parts Of Equipment For Treating Materials By A		350		12.000
	842122	Machinery; For Filtering Or Purifying Beverages Other Than Water		2		1.290
	842129	Machinery; For Filtering Or Purifying Liquids, N.e.c. In Item No. 8421.2	88		5.854	
	842199	Machinery; Parts For Filtering Or Purifying Liquids Or Gases	50	12	684	236
	842230	Machinery; For Filling, Closing, Sealing, Capsuling Or Labelling Bottles, Cans, E	62		295	
	842290	Machinery; Parts Of Machinery Of Heading No. 8422	2		350	
	842310	Weighing Machines; Personal (including Baby Scales) And Household Scales	8		4	
	842382	Weighing Machines; Having A Maximum Weighing Capacity Exceeding 30kg E	8		90	
	842839	Elevators And Conveyors; Continuous-action, For Goods Or Materials, N.e.c. I	58		1.048	
	842890	Lifting, Handling, Loading Or Unloading Machinery; N.e.c. In Heading No. 8425, 8426, 8427 Or		1.500		7.097
	842919	Bulldozers And Angledozers; Self-propelled, Other Than Track Laying		190.000		395.651
	843049	Boring And Sinking Machinery; Not Self-propelled		160		151
	843110	Machinery; Parts Of The Machinery Of Heading No. 8425	7		3.276	
	843143	Boring Or Sinking Machinery; Parts Of The Machinery Of Item No. 8430.41 Or 8430.41		24		5.189
	843340	Balers; Straw Or Fodder Balers, Including Pick-up Balers	36		161	
	843359	Harvesting Machinery; N.e.c. In Heading No. 8433		270		2.186
	843710	Machines; For Cleaning, Sorting Or Grading Seed, Grain Or Dried Leguminous Vegetables		75		415
	843850	Machinery; Industrial, For The Preparation Of Meat Or Poultry	110		1.625	
	843860	Machinery; Industrial, For The Preparation Of Fruits, Nuts Or Vegetables	238		1.251	
	843999	Machinery; Parts Of Machinery For Making Or Finishing Paper Or Paperboard	2.990		10.982	
	844313	Printing Machinery; Offset, N.e.c. In Item No. 8443.1	75		6.513	
	844331	Printing, Copying, And Facsimile Machines; Machines Which Perform Two Or	100		14.894	
	844399	Printing Machinery; Parts And Accessories, N.e.c. In Item No. 8443.91	7		280	
	844520	Textile Machinery; Spinning Machines		18		1
	844820	Machines; Parts And Accessories Of Machines Or Auxiliary Machinery Of Hea	4		165.581	
	844839	Machines; Parts And Accessories Of Machines Or Auxiliary Machinery Of Heading No. 8445, N.		85		38.617
	846693	Parts & Accessories Suited For Use Solely/principally With Machines Of Headi	1.300		6.560	
	846890	Machinery And Apparatus; Parts, Soldering, Brazing Or Welding, Whether Or	31	10	3.561	822
	847130	Automatic Data Processing Machines; Portable, Weighing Not More Than 10	2	1	192	1
	847150	Units Of Automatic Data Processing Machines; Processing Units Other Than T	387		58.893	
	847170	Units Of Automatic Data Processing Machines; Storage Units	2	2	60	182
	847190	Magnetic Or Optical Readers, Machines For Transcribing Data Onto Data Mec	1		86	
	847329	Machinery; Parts And Accessories Of The Machines Of Item No. 8470.30. 8470.50 Or 8470.90		1		733
	847330	Machinery; Parts And Accessories (other Than Covers, Carrying Cases And Th	7	14	1.960	5.039
	847982	Machines; For Mixing, Kneading, Crushing, Grinding, Screening, Sifting, Homc	161		1.738	
	847989	Machines And Mechanical Appliances; Having Individual Functions, N.e.c. Or	509	16	4.111	4.254

https://riau.bps.go.id

Tabel 2. Ekspor Provinsi Asal Barang Dirinci Menurut Kode HS6 Digit, 2020—2021

Provinsi Asal	Kode HS 6	Deskripsi HS 6 Digit	Berat Bersih (Kg)		Nilai FOB (US$)	
			2020	2021	2020	2021
(1)	(2)	(3)	(4)	(5)	(6)	(7)
Riau						
	847990	Machines And Mechanical Appliances; Parts, Of Those Having Individual Func	4	41	875	7.659
	848180	Taps, Cocks, Valves And Similar Appliances; For Pipes, Boiler Shells, Tanks, Vats Or The Like, In		1		4
	848210	Ball Bearings	1		85	
	848310	Transmission Shafts (including Cam Shafts And Crank Shafts) And Cranks	104	22	6.384	37
	848330	Bearing Housings, Not Incorporating Ball Or Roller Bearings And Plain Shaft Bearings		12		45
	848340	Gears And Gearing; (not Toothed Wheels, Chain Sprockets And Other Transmission Elements F		45		2.500
	848420	Seals; Mechanical	1		15	
	848490	Gasket Sets Or Assortments Of Gaskets And Similar Joints; Dissimilar In Comp	2	21	999	16.206
	850220	Electric Generating Sets; With Spark-ignition Internal Combustion Piston Engi	308.000		1.085.205	
	850300	Electric Motors And Generators; Parts Suitable For Use Solely Or Principally W	17.600	2	74.635	1.263
	850422	Electrical Transformers; Liquid Dielectric, Having A Power Handling Capacity E	230.080		1.166.340	
	850440	Electrical Static Converters	1		1.190	
	850450	Electrical Inductors; N.e.c. In Heading No. 8504		1		1
	850790	Electric Accumulators; Parts N.e.c. In Heading No. 8507	1.200		6.000	
	851140	Ignition Or Starting Equipment; Starter Motors And Dual Purpose Starter-generators, Of A Kinc		110		15.131
	851762	Communication Apparatus (excluding Telephone Sets Or Base Stations); Mac	0		35	
	852321	Magnetic Media; Cards Incorporating A Magnetic Stripe, Whether Or Not Rec	1	1	91	2
	852349	Optical Media; Recorded, Excluding Products Of Chapter 37		1		32
	852351	Semiconductor Media; Solid-state Non-volatile Storage Devices, Whether Or	0		64	
	852352	Semiconductor Media; Smart Cards, Whether Or Not Recorded, Excluding Pr	3		80	
	852380	Media N.e.c. In Heading 8523, Whether Or Not Recorded, Excluding Products Of Chapter 37		0		1
	852550	Transmission Apparatus For Radio-broadcasting Or Television, Whether Or N	0		10	
	852560	Transmission Apparatus For Radio-broadcasting Or Television, Whether Or N	8		822	
	852910	Reception And Transmission Apparatus; Aerials And Aerial Reflectors Of All Ki	9		1.000	
	853340	Electrical Resistors; Variable, Including Rheostats And Potentiometers (excluding Heating)		0		1.703
	853649	Electrical Apparatus; Relays, For A Voltage Exceeding 60 Volts	0		500	
	853669	Electrical Apparatus; Plugs And Sockets, For A Voltage Not Exceeding 1000 Volts		1		6.285
	853690	Electrical Apparatus; N.e.c. In Heading No. 8536, For Switching Or Protecting	0	92	15	3.720
	853710	Boards, Panels, Consoles, Desks And Other Bases; For Electric Control Or The	38	28	1.463	12.532
	853810	Electrical Apparatus; Parts (e.g. Boards, Panels, Consoles, Desks, Cabinets, Ot	3	5	370	7
	854231	Electronic Integrated Circuits; Processors And Controllers, Whether Or Not Co	1	3	570	612
	854370	Electrical Machines And Apparatus; Having Individual Functions, Not Specifie	2		88	
	854390	Electrical Machines And Apparatus; Parts Of The Electrical Goods Of Heading No. 8543		2		2.284
	854442	Insulated Electric Conductors; For A Voltage Not Exceeding 1000 Volts, Fitted	1	1	80	220
	854460	Insulated Electric Conductors; For A Voltage Exceeding 1000 Volts	9.200		19.430	
	870110	Tractors; Single Axle		1.890		11.627
	870810	Vehicles; Bumpers And Parts Thereof, For The Vehicles Of Heading No. 8701	4		1.194	
	870899	Vehicle Parts And Accessories; N.e.c. In Heading No. 8708		2		99
	871410	Motorcycles (including Mopeds); Parts And Accessories	39		1.096	
	871493	Cycles; Parts Thereof, Hubs (other Than Coaster Braking Hubs And Hub Brake	40		655	
	871499	Cycles; Parts Thereof, N.e.c. In Item No. 8714.9		28		1.190
	871680	Vehicles; N.e.c. In Heading No. 8716	13		58	
	901590	Surveying Equipment; Parts And Accessories For Articles Of Heading No. 9015	216	1	71.506	295
	902000	Breathing Appliances And Gas Masks; Excluding Protective Masks Having Neit	56		278	
	902580	Hydrometers And Similar Floating Instruments, Barometers, Hygrometers, Psychrometers, The		2		103
	902620	Instruments And Apparatus; For Measuring Or Checking Pressure	19	35	3.531	3.730
	902690	Instruments And Apparatus; Parts And Accessories For Those Measuring Or C	2.101	0	1.071	50
	902820	Meters; Liquid Supply Or Production Meters, Including Calibrating Meters Thereof		3		1
	903090	Instruments, Apparatus For Measuring, Checking Electrical Quantities, Not Meters Of Heading		90		3.293
	903180	Instruments, Appliances And Machines; For Measuring Or Checking N.e.c. In	199		24.656	
	903190	Instruments, Appliances And Machines; Parts And Accessories For Those Mea	194	6	2.700	2.033
	903289	Regulating Or Controlling Instruments And Apparatus; Automatic, Other Thar	22	2	13.179	1.439
	903290	Regulating Or Controlling Instruments And Apparatus; Automatic, Parts And Accessories		3		910
	903300	Machines And Appliances, Instruments Or Apparatus Of Chapter 90; Parts An	10	4	417	3.190
	910690	Time Recording Apparatus; With Clock Or Watch Movement Or With Synchro	300		300	
	940169	Seats; With Wooden Frames, Not Upholstered, (excluding Medical, Surgical, E	26	75	10	30
	940360	Furniture; Wooden, Other Than For Office, Kitchen Or Bedroom Use		235		70
	940389	Furniture; Of Cane, Osier, Or Similar Materials (other Than Bamboo Or Rattar	8		137	
	940410	Mattress Supports	4		93	
	940490	Bedding And Similar Furnishing Articles; N.e.c. In Heading No. 9404 (e.g. Quilt	320		931	

https://riau.bps.go.id

Tabel 2. Ekspor Provinsi Asal Barang Dirinci Menurut Kode HS6 Digit, 2020—2021

Provinsi Asal	Kode HS 6	Deskripsi HS 6 Digit	Berat Bersih (Kg)		Nilai FOB (US$)	
			2020	2021	2020	2021
(1)	(2)	(3)	(4)	(5)	(6)	(7)
Riau						
	950300	Tricycles, Scooters, Pedal Cars And Similar Wheeled Toys; Dolls' Carriages; Dc	1	3	64	42
	950430	Games; Operated By Coins, Banknotes, Bank Cards, Tokens Or By Other Mear	1		10	
	950790	Fishing Tackle N.e.c., Butterfly Nets, Decoy Birds (other Than Those Of Headir	2	0	100	3
	960310	Brooms And Brushes; Consisting Of Twigs Or Other Vegetable Materials Boun	50.950	16.000	24.074	39.600
	960390	Brooms, Brushes, Mops, Feather Dusters, Squeegees, Hand Operated Mechanical Floor Sweep		170		34
	999910	Postal packages n.c.a.k	5.498	4.298	196.061	110.825
	041000	Animal Products; Edible, N.e.c. In This Or Other Chapters	29	4	9.303	900
	080290	Nuts, Edible; N.e.c. In Heading No. 0801 And 0802, Fresh Or Dried, Whether (	359.000	251.000	140.362	211.048
	382200	Reagents; Diagnostic Or Laboratory Reagents On A Backing And Prepared Dia	1		3	
	441294	Blockboard, Laminboard And Battenboard (not Bamboo, And Other Than Plyv	1.214.819	1.041.593	710.877	623.615
	851712	Telephones For Cellular Networks Or For Other Wireless Networks	2		374	
	851770	Telephone Sets And Other Apparatus For The Transmission Or Reception Of \	3		212	
	854140	Electrical Apparatus; Photosensitive, Including Photovoltaic Cells, Whether Or Not Assembled		21		3.132
	854890	Electrical Parts Of Machinery Or Apparatus; N.e.c. In Chapter 85		1		103
	880310	Aircraft And Spacecraft; Propellers And Rotors And Parts Thereof	2		300	
	880330	Aircraft And Spacecraft; Parts Of Aeroplanes Or Helicopters N.e.c. In Heading	5		5.000	
	880390	Aircraft And Spacecraft; Parts Thereof N.e.c. In Chapter 88		2		1
	940510	Chandeliers And Other Electric Ceiling Or Wall Light Fittings; Excluding Those Used For Lighting		2		51
Total Riau			**25.418.887.058**	**26.140.837.156**	**13.763.810.308**	**19.969.915.620**

https://www.bps.go.id

Tabel 2. Ekspor Provinsi Asal Barang Dirinci Menurut Kode HS6 Digit, 2020—2021

Provinsi Asal	Kode HS 6	Deskripsi HS 6 Digit	Berat Bersih (Kg)		Nilai FOB (US$)	
			2020	2021	2020	2021
(1)	(2)	(3)	(4)	(5)	(6)	(7)
Jambi						
	010620	Reptiles; Live (including Snakes And Turtles)	6.617	20.785	25.760	66.010
	030111	Fish; Live, Ornamental, Freshwater	8		121	
	030249	Fish; Fresh Or Chilled, N.e.c. In Item No. 0302.4, Excluding Fillets, Fish Meat C	3.538		9.228	
	030289	Fish; Fresh Or Chilled, N.e.c. In Heading 0302, Excluding Fillets, Fish Meat Of (	5.432		13.989	
	030359	Fish; Frozen, N.e.c. In Item No. 0303.5, Excluding Fillets, Fish Meat Of 0304, A	1.910		4.896	
	030721	Molluscs; Scallops, Whether In Shell Or Not, Including Queen Scallops, Of The	470		1.209	
	040900	Honey; Natural	78.099	127.870	48.412	76.946
	070890	Vegetables, Leguminous; (other Than Peas And Beans), Shelled Or Unshelled, Fresh Or Chilled		45		625
	070993	Vegetables; Pumpkins, Squash And Gourds (cucurbita Spp.), Fresh Or Chilled	25		30	
	080111	Nuts, Edible; Coconuts, Desiccated	245.500		227.550	
	080112	Nuts, Edible; Coconuts, In The Inner Shell (endocarp)	6.218.650	21.485.416	1.300.522	5.069.851
	080119	Nuts, Edible; Coconuts, Fresh Or Dried, Other Than Desiccated Or In The Inne	15.305.070	15.007.909	3.216.578	3.570.625
	080280	Nuts, Edible; Areca Nuts, Fresh Or Dried, Whether Or Not Shelled Or Peeled	72.677.514	80.279.069	96.961.732	140.395.147
	080450	Fruit, Edible; Guavas, Mangoes And Mangosteens, Fresh Or Dried	1.018		1.834	
	081340	Fruit, Edible; Fruit N.e.c. In Heading No. 0812, Dried	258.500	149.200	115.220	88.652
	090111	Coffee; Not Roasted Or Decaffeinated	88.200	164.880	538.566	957.882
	090230	Tea, Black; (fermented) And Partly Fermented Tea, In Immediate Packings Of A Content Not Ex		204.000		314.587
	090240	Tea, Black; (fermented) And Partly Fermented Tea, In Immediate Packings Of	905.980	1.590.028	1.442.764	2.318.900
	090611	Spices; Cinnamon (cinnamomum Zeylanicum Blume), Neither Crushed Nor Gr	960.624	891.454	4.869.746	4.603.528
	090619	Spices; Cinnamon And Cinnamon-tree Flowers, Other Than Cinnamon (cinnar	921.906	813.619	4.134.517	4.363.583
	090620	Spices; Cinnamon And Cinnamon-tree Flowers, Crushed Or Ground	5.087.747	4.660.564	19.291.054	22.056.656
	090710	Spices; Cloves (whole Fruit, Cloves And Stems), Neither Crushed Nor Ground	5.000	3.690	24.694	16.234
	090811	Spices; Nutmeg, Neither Crushed Nor Ground		54.000		49.660
	090821	Spices; Mace, Neither Crushed Nor Ground	50	1.820	746	19.095
	091011	Spices; Ginger, Neither Crushed Nor Ground	16.000		57.450	
	120300	Copra	2.471.275	4.658.794	2.277.019	5.070.974
	121221	Seaweeds And Other Algae; Fit For Human Consumption, Fresh, Chilled, Frozen Or Dried, Whe		63.700		24.570
	130190	Natural Gums, Resins, Gum-resins And Oleoresins, N.e.c. In Heading No. 1301	45.550	112.680	19.420	53.682
	140490	Vegetable Products; N.e.c. In Chapter 14	998.479.558	1.401.271.920	91.999.389	139.851.019
	151110	Vegetable Oils; Palm Oil And Its Fractions, Crude, Not Chemically Modified	25.218.899	4.000.000	19.054.338	4.508.458
	151190	Vegetable Oils; Palm Oil And Its Fractions, Other Than Crude, Whether Or No	37.400.000	79.873.399	25.396.998	84.603.381
	151311	Vegetable Oils; Coconut (copra) Oil And Its Fractions, Crude, Not Chemically M	26.200.000	24.950.000	23.836.293	38.049.240
	151319	Vegetable Oils; Coconut (copra) Oil And Its Fractions, Other Than Crude, Whe	2.064.086	3.247.000	1.075.000	4.057.738
	151321	Vegetable Oils; Palm Kernel Or Babassu Oil And Their Fractions, Crude, Not Cl	33.200.000	8.000.000	29.294.817	9.782.010
	151329	Vegetable Oils; Palm Kernel Or Babassu Oil And Their Fractions, Other Than C	15.500.000		13.655.839	
	160529	Crustacean Preparations; Shrimps And Prawns, Prepared Or Preserved, In Air	5.150		19.049	
	170220	Sugars; Maple Sugar, Chemically Pure, In Solid Form; Maple Syrup, Not Conta	15.000		28.500	
	170290	Sugars; N.e.c. In Heading No. 1702, Including Invert Sugar And Other Sugar And Sugar Syrup Bl		26.000		44.200
	190490	Food Preparations; Cereal Or Cereal Products (excluding Maize), In Grain Form, Pre-cooked Or		3		21
	200819	Nuts And Other Seeds; Whether Or Not Containing Added Sugar, Other Sweetening Matter Or		1.500		2.550
	210690	Food Preparations; N.e.c. In Item No. 2106.10	43.720	54.001	38.896	72.915
	230660	Oil-cake And Other Solid Residues; Whether Or Not Ground Or In The Form C	300.360	384.295	121.946	249.644
	230800	Vegetable Materials And Vegetable Waste, Vegetable Residues And By-produ	11.450		6.870	
	251020	Natural Calcium Phosphates, Natural Aluminium Calcium Phosphates And Phosphatic Chalk; Gr		15		20
	270112	Coal; Bituminous, Whether Or Not Pulverised, But Not Agglomerated	175.704.875	137.375.347	7.368.743	6.642.942
	270119	Coal; (other Than Anthracite And Bituminous), Whether Or Not Pulverised Bu	478.857.567	1.472.529.039	15.403.346	75.185.712
	270210	Lignite; Whether Or Not Pulverised, But Not Agglomerated, Excluding Jet	289.189.000	681.936.797	6.580.378	37.677.580
	271019	Petroleum Oils And Oils From Bituminous Minerals, Not Containing Biodiesel,	6		16	
	271121	Petroleum Gases And Other Gaseous Hydrocarbons; In Gaseous State, Natura	2.670.275.454	2.873.431.470	812.918.208	1.438.038.721
	290544	Alcohols; Polyhydric, D-glucitol (sorbitol)	9		28	
	320190	Tanning Extracts Of Vegetable Origin; Tannins And Their Salts, Ethers, Esters And Other Derivat		14.336		15.167
	330190	Oils, Essential; Concentrates In Fats, Fixed Oils, Waxes And The Like, Terpenic	512	50	47.965	5.503
	330499	Cosmetic And Toilet Preparations; N.e.c. In Heading No. 3304, For The Care Of The Skin (exclu		1		24
	340319	Lubricating Preparations; (other Than For The Treatment Of Textile And Simil	104	3	329	9
	382319	Industrial Monocarboxylic Fatty Acids; Acid Oils From Refining; (other Than St	3.957.570	1.290.000	2.666.199	1.144.875
	391710	Plastics; Artificial Guts (sausage Casings) Of Hardened Protein Or Of Cellulosic	45		450	
	400121	Rubber; Natural (excluding Latex), In Smoked Sheets		219.672		389.685
	400122	Rubber; Technically Specified Natural Rubber (tsnr), In Primary Forms Or In P	288.107.280	284.847.921	383.016.940	483.371.159
	400280	Rubber; Mixtures Of Natural And Synthetic Rubbers Of Heading No. 4001 And	2.217.600	604.800	2.710.714	1.142.165
	400690	Rubber; Unvulcanised, Other Than Camel Back Strips For Retreading Rubber	10		16	
	401031	Rubber; Vulcanised, Endless Transmission Belts Of Trapezoidal Cross-section	400		1.147	
	401290	Rubber; Tyres N.e.c. In Heading No. 4012	45		22	

https://www.bps.go.id

Tabel 2. Ekspor Provinsi Asal Barang Dirinci Menurut Kode HS6 Digit, 2020—2021

Provinsi Asal	Kode HS 6	Deskripsi HS 6 Digit	Berat Bersih (Kg)		Nilai FOB (US$)	
			2020	2021	2020	2021
(1)	(2)	(3)	(4)	(5)	(6)	(7)
Jambi						
	440290	Wood; Charcoal Of Wood Other Than Bamboo (including Shell Or Nut Charco	681.526	492.650	307.649	231.468
	440725	Wood, Tropical; Dark Red Meranti, Light Red Meranti And Meranti Bakau, Sawn Or Chipped Le		31.003		39.118
	440726	Wood, Tropical; White Lauan, White Meranti, White Seraya, Yellow Meranti And Alan, Sawn O		2.490		3.557
	440729	Wood, Tropical, N.e.c. In Item No. 4407.2, Sawn Or Chipped Lengthwise, Slice	8.926.269	9.598.970	5.183.484	5.677.288
	440890	Wood; N.e.c. In Heading No. 4408, Sheets For Veneer Or Plywood, Other Wood Sawn Lengthw		44.398		60.543
	440922	Wood; Tropical (including Unassembled Strips And Friezes For Parquet Floori	52.898	27.892	81.075	42.733
	440929	Wood; Non-coniferous, Other Than Bamboo Or Tropical Wood, (including Un	351.266	914.313	421.490	1.117.204
	441112	Medium Density Fibreboard (mdf), Of A Thickness Not Exceeding 5 Mm	21.186.698	15.047.769	11.215.332	7.713.594
	441113	Medium Density Fibreboard (mdf), Of A Thickness Exceeding 5 Mm But Not E	6.071.215	4.797.677	3.096.370	2.456.557
	441114	Medium Density Fibreboard (mdf), Of A Thickness Exceeding 9 Mm	144.140	779.501	74.253	274.832
	441231	Plywood; Consisting Only Of Sheets Of Wood (not Bamboo), Each Ply 6mm O	13.163.302	16.418.500	7.493.398	10.771.823
	441233	Plywood; With Sheets Of Wood Only; Not Bamboo; Each Ply 6mm Or Less, With At Least One C		1.134.650		647.344
	441234	Plywood; Consisting Only Of Sheets Of Wood (not Bamboo), Each Ply 6mm O	2.876.171	2.370.197	1.921.515	1.665.166
	441299	Plywood, Veneered Panels And Similar Laminated Wood (other Than Blockbo	6.216.117	3.114.036	10.325.733	3.030.282
	441520	Wood; Pallets, Box Pallets And Other Load Boards; Pallet Collars	9.216	9.792	5.357	5.080
	441700	Wood; Tools, Tool Bodies, Tool Handles, Broom Or Brush Bodies And Handles	81.419	71.313	42.777	72.272
	441899	Wood; Builders' Joinery And Carpentry Of Wood N.e.c. In Heading No. 4418,	771.567	603.512	1.343.595	1.239.116
	442199	Wood; Not Of Bamboo, Articles N.e.c. In Heading No. 4414 To 4420 (excludin	1.482.740	743.960	952.133	578.782
	470329	Wood Pulp; Chemical Wood Pulp, Soda Or Sulphate, (other Than Dissolving G	139.232.581	78.186.136	66.655.217	43.809.993
	470790	Paper Or Paperboard; Waste And Scrap, Of Paper Or Paperboard N.e.c. In He	114.385		21.393	
	480256	Uncoated Paper And Paperboard (not 4801 Or 4803); Printing, Writing Or Gra	97.723		61.739	
	480300	Tissue, Towel, Napkin Stock Or Similar; For Household Or Sanitary Use, Cellul	103.057.609	21.514.264	90.232.452	19.850.406
	481820	Paper Articles; Handkerchiefs, Cleansing Or Facial Tissues And Towels	35.213		30.724	
	481830	Paper Articles; Tablecloths And Serviettes, Of Paper, Cellulose Wadding Or Fil	2.085		1.960	
	482090	Paper Or Paperboard; Stationery N.e.c. In Heading No. 4820		1		18
	530500	Coconut, Abaca (manila Hemp Or Musa Textilis Nee), Ramie And Other Veget	419.710	501.095	154.974	151.006
	610469	Trousers, Bib And Brace Overalls, Breeches And Shorts; Women's Or Girls', Of Textile Materials		1		117
	611780	Clothing Accessories; Knitted Or Crocheted, N.e.c. In Heading No. 6117	138		8.160	
	621050	Garments; Women's Or Girls', N.e.c. In Item No. 6210.3, Of The Fabrics Of Heading No. 5602, 5		2		68
	710399	Stones; Precious (other Than Diamonds) And Semi-precious Stones, (other Than Rubies, Sapph		8		405
	711790	Jewellery; Imitation, Of Other Than Base Metal, Whether Or Not Plated With Precious Metal		9		418
	820890	Tools; Knives And Cutting Blades, For Machines Or Mechanical Appliances, N.	12		6.950	
	830810	Hooks, Eyes And Eyelets; Of Base Metal, Of A Kind Used For Clothing, Footwe	240		90	
	841090	Turbines; Parts Of Hydraulic Turbines And Water Wheels, Including Regulator	45		600	
	841221	Engines; Hydraulic Power Engines And Motors, Linear Acting (cylinders)	335		9.890	
	842199	Machinery; Parts For Filtering Or Purifying Liquids Or Gases	1.530		61.200	
	842430	Mechanical Appliances; Steam Or Sand Blasting Machines And Similar Jet Pro	600		1.500	
	843780	Machinery; For Use In The Milling Industry Or For The Working Of Cereals Or	180		2.139	
	843991	Machinery; Parts Of Machinery For Making Pulp Of Fibrous Cellulosic Materia	704		8.605	
	843999	Machinery; Parts Of Machinery For Making Or Finishing Paper Or Paperboard	395		1.680	
	844399	Printing Machinery; Parts And Accessories, N.e.c. In Item No. 8443.91		2		12.064
	847150	Units Of Automatic Data Processing Machines; Processing Units Other Than Those Of Item No.		1		562
	847990	Machines And Mechanical Appliances; Parts, Of Those Having Individual Func	34.700		20.000	
	850211	Electric Generating Sets; With Compression-ignition Internal Combustion Pist	2.775		1.780	
	850421	Electrical Transformers; Liquid Dielectric, Having A Power Handling Capacity I	50		850	
	851490	Furnaces, Ovens And Heating Equipment; Parts Of The Industrial Or Laborato	28		500	
	851762	Communication Apparatus (excluding Telephone Sets Or Base Stations); Machines For The Rec		30		26.683
	853949	Lamps; Ultra-violet Or Infra-red Lamps, (excluding Arc-lamps)	40		120	
	860900	Containers; (including Containers For Transport Of Fluids) Specially Designed	363.968	540.736	34.257	316.872
	902620	Instruments And Apparatus; For Measuring Or Checking Pressure	45		310	
	903180	Instruments, Appliances And Machines; For Measuring Or Checking N.e.c. In	18		62	
	960310	Brooms And Brushes; Consisting Of Twigs Or Other Vegetable Materials Boun	892.350	1.286.396	489.883	546.069
	960329	Brushes; Shaving, Hair, Nail, Eyelash And Other Toilet Brushes For Use On The	30.114		242.452	
	960350	Brushes; Constituting Parts Of Machines, Appliances Or Vehicles	18		120	
	960622	Buttons; Of Base Metal, Not Covered With Textile Material	58		44	
	961900	Sanitary Towels (pads) And Tampons, Napkins And Napkin Liners For Babies A	489		142	
	999910	Postal packages n.c.a.k	619	407	32.642	12.064
	080290	Nuts, Edible; N.e.c. In Heading No. 0801 And 0802, Fresh Or Dried, Whether	2.736.360	819.440	4.301.469	1.392.208
	441294	Blockboard, Laminboard And Battenboard (not Bamboo, And Other Than Ply	1.018.211	1.323.326	1.927.786	2.754.607
	441820	Wood; Doors And Their Frames And Thresholds	14.963	10.891	15.726	8.877
Total Jambi			**5.462.126.218**	**7.264.732.458**	**1.776.617.069**	**2.618.461.137**

https://jambi.bps.go.id

Tabel 2. Ekspor Provinsi Asal Barang Dirinci Menurut Kode HS6 Digit, 2020—2021

Provinsi Asal	Kode HS 6	Deskripsi HS 6 Digit	Berat Bersih (Kg)		Nilai FOB (US$)	
			2020	2021	2020	2021
(1)	(2)	(3)	(4)	(5)	(6)	(7)
Sumatera Selatan						
	020890	Meat And Edible Meat Offal; N.e.c. In Chapter 2, Fresh, Chilled Or Frozen	289.904	283.553	2.320.821	2.023.951
	030111	Fish; Live, Ornamental, Freshwater	446	160	28.072	13.393
	030192	Fish; Live, Eels (anguilla Spp.)	475.257	669.595	414.687	605.889
	030199	Fish; Live, N.e.c. In Heading 0301	4.744	1.100	55.936	13.800
	030389	Fish; Frozen, N.e.c. In Heading 0303, Excluding Fillets, Fish Meat Of 0304, Anc	284		840	
	030617	Crustaceans; Frozen, Shrimps And Prawns, Excluding Cold-water Varieties, In	751.099	538.736	8.015.482	7.325.521
	030830	Aquatic Invertebrates; Jellyfish (rhopilema Spp.), Live, Fresh, Chilled, Frozen,	28.000	39.760	33.970	59.607
	040900	Honey; Natural	1.500		5.700	
	060210	Plants, Live; Unrooted Cuttings And Slips	10	75	10	4.270
	060290	Plants, Live; N.e.c. In Heading No. 0602		88		16.954
	071420	Vegetable Roots And Tubers; Sweet Potatoes, With High Starch Or Inulin Con	13	53	235	429
	080111	Nuts, Edible; Coconuts, Desiccated	936.360	173.251	323.042	65.836
	080112	Nuts, Edible; Coconuts, In The Inner Shell (endocarp)	69.416.201	116.225.511	16.551.924	30.870.989
	080119	Nuts, Edible; Coconuts, Fresh Or Dried, Other Than Desiccated Or In The Inne	46.823.816	24.354.824	11.370.365	6.918.903
	080280	Nuts, Edible; Areca Nuts, Fresh Or Dried, Whether Or Not Shelled Or Peeled	671.600	60.622	1.091.629	90.931
	080390	Fruit, Edible; Bananas, Other Than Plantains, Fresh Or Dried	25	133	804	914
	080450	Fruit, Edible; Guavas, Mangoes And Mangosteens, Fresh Or Dried		2.450		5.145
	090111	Coffee; Not Roasted Or Decaffeinated	108.000		109.080	
	090121	Coffee; Roasted, Not Decaffeinated	1		0	
	090240	Tea, Black; (fermented) And Partly Fermented Tea, In Immediate Packings Of	169.000	141.340	282.025	222.216
	090411	Spices; Pepper (of The Genus Piper), Neither Crushed Nor Ground	4.680.330	1.359.205	10.355.941	4.522.686
	090412	Spices; Pepper (of The Genus Piper), Crushed Or Ground	30	90	444	895
	110100	Wheat Or Meslin Flour		2		94
	120300	Copra	273.070	66.500	218.955	66.434
	130190	Natural Gums, Resins, Gum-resins And Oleoresins, N.e.c. In Heading No. 1301	61.950	16.000	30.170	7.140
	140110	Bamboo Used Primarily For Plaiting	20	3	375	245
	140490	Vegetable Products; N.e.c. In Chapter 14	55.614.062	116.998.441	4.921.345	11.374.951
	151110	Vegetable Oils; Palm Oil And Its Fractions, Crude, Not Chemically Modified	119.686.847	60.008.005	89.177.989	67.679.845
	151190	Vegetable Oils; Palm Oil And Its Fractions, Other Than Crude, Whether Or No	70.228.011	135.306.153	48.320.214	145.166.173
	151319	Vegetable Oils; Coconut (copra) Oil And Its Fractions, Other Than Crude, Whether Or Not Refin		16		12
	151321	Vegetable Oils; Palm Kernel Or Babassu Oil And Their Fractions, Crude, Not C	10.000.613		9.400.572	
	170390	Sugars; Molasses, From Sugar Beet, Resulting From The Extraction Or Refinin	26.268	31.820	64.877	80.000
	190190	Food Preparations; Of Flour, Meal, Starch, Malt Extract Or Milk Products, For	995	200	14.777	2.942
	190490	Food Preparations; Cereal Or Cereal Products (excluding Maize), In Grain Form, Pre-cooked Or		2		25
	190531	Food Preparations; Sweet Biscuits, Whether Or Not Containing Cocoa		2		32
	190590	Food Preparations; Bakers' Wares N.e.c. In Heading No. 1605, Whether Or Nc	6.340	27.303	72.336	315.525
	200989	Juice; Of Any Single Fruit Or Vegetable N.e.c. In Heading No. 2009, Unfermen	831.600	66.000	706.068	50.500
	210230	Baking Powders; Prepared	1.164	550	10.862	5.275
	210690	Food Preparations; N.e.c. In Item No. 2106.10	707.965	1.394.182	901.969	1.816.068
	230660	Oil-cake And Other Solid Residues; Whether Or Not Ground Or In The Form C	132.741.510	154.696.550	16.256.699	22.412.233
	230690	Oil-cake And Other Solid Residues; Whether Or Not Ground Or In The Form C	102.702		55.973	
	230990	Dog Or Cat Food; (not Put Up For Retail Sale), Used In Animal Feeding	24		9.888	
	270111	Coal; Anthracite, Whether Or Not Pulverised, But Not Agglomerated	324.237.000	173.115.000	18.111.801	17.334.021
	270119	Coal; (other Than Anthracite And Bituminous), Whether Or Not Pulverised Bu	13.982.727.072	20.346.796.241	561.579.822	1.529.803.703
	270210	Lignite; Whether Or Not Pulverised, But Not Agglomerated, Excluding Jet	787.331.314	2.838.111.005	21.390.883	197.906.487
	271019	Petroleum Oils And Oils From Bituminous Minerals, Not Containing Biodiesel,	11.543.019		3.478.373	
	271390	Residues; Of Petroleum Oils Or Of Oils Obtained From Bituminous Minerals	657.756.980	247.757.987	172.793.322	92.617.478
	281122	Silicon Dioxide		2		5
	281410	Ammonia; Anhydrous	49.166.968	78.432.163	13.573.373	38.139.499
	290511	Alcohols; Saturated Monohydric, Methanol (methyl Alcohol)	2		13	
	291429	Ketones; Cyclanic, Cyclenic Or Cycloterpenic, Without Other Oxygen Function, Other Than Cycl		4		783
	293590	Sulphonamides; N.e.c. In Heading No. 2935		75		9.225
	293790	Hormones, Prostaglandins, Thromboxanes And Leukotrienes, Natural Or Reproduced By Synth		165		195
	294190	Antibiotics; N.e.c. In Heading No. 2941	0	1	47	38
	300212	Blood, Human Or Animal, Antisera, Other Blood Fractions And Immunologica	2		19	
	300290	Toxins, Cultures Of Micro-organisms (excluding Yeasts) And Similar Products	1		9	
	300331	Medicaments; Containing Insulin, For Therapeutic Or Prophylactic Uses, Not Packaged For Reta		8		1.366
	300420	Medicaments; Containing Antibiotics (other Than Penicillins, Streptomycins C	35.467	49.771	884.968	2.087.740
	300431	Medicaments; Containing Insulin, For Therapeutic Or Prophylactic Uses, Pack	599	2.030	20.440	55.361
	300432	Medicaments; Containing Corticosteroid Hormones, Their Derivatives Or Stru	7.119	19.946	945.624	2.903.838

https://www.bps.go.id

Tabel 2. Ekspor Provinsi Asal Barang Dirinci Menurut Kode HS6 Digit, 2020—2021

Provinsi Asal	Kode HS 6	Deskripsi HS 6 Digit	Berat Bersih (Kg)		Nilai FOB (US$)	
			2020	2021	2020	2021
(1)	(2)	(3)	(4)	(5)	(6)	(7)
Sumatera Selatan						
	300439	Medicaments; Containing Hormones (but Not Insulin), Adrenal Cortex Hormones Or Antibiotics		1		276
	300442	Medicaments; Containing Alkaloids Or Their Derivatives, Containing Pseudoe	1.334	188	47.270	20.282
	300450	Medicaments; Containing Vitamins Or Their Derivatives, For Therapeutic Or F	1	87	22	2.940
	300490	Medicaments; Consisting Of Mixed Or Unmixed Products N.e.c. In Heading N	988.785	938.168	17.113.519	13.658.083
	310210	Fertilizers, Mineral Or Chemical; Nitrogenous, Urea, Whether Or Not In Aque	327.023.565	192.273.840	77.205.242	62.636.277
	330129	Oils, Essential; N.e.c. In Heading No. 3301 (terpeneless Or Not), Including Cor	3		14	
	330190	Oils, Essential; Concentrates In Fats, Fixed Oils, Waxes And The Like, Terpenic By-products, Aqu		11		33
	330290	Odoriferous Substances And Mixtures; Used As Raw Materials In Industries Other Than The Fo		39		11.737
	330499	Cosmetic And Toilet Preparations; N.e.c. In Heading No. 3304, For The Care Of The Skin (excluc		1		158
	340490	Waxes; Artificial And Prepared, Other Than Of Polyethylene Glycol	110		385	
	381090	Fluxes And Other Auxiliary Preparations; For Soldering, Brazing Or Welding, C	19		157	
	381220	Plasticisers, Compound; For Rubber Or Plastics		3		5
	381519	Catalysts, Supported; Reaction Initiators, Reaction Accelerators And Catalytic	8	2	3	5
	381590	Reaction Initiators, Reaction Accelerators And Catalytic Preparations, Unsupported, N.e.c. Or I		85.000		195.500
	382312	Industrial Monocarboxylic Fatty Acids, Acid Oils From Refining; Oleic Acid		1		1
	382319	Industrial Monocarboxylic Fatty Acids; Acid Oils From Refining; (other Than S	11.186.698	24.498.883	6.913.348	24.742.628
	382499	Chemical Products, Mixtures And Preparations; N.e.c. Heading 3824	11.770		101.500	
	390210	Propylene, Other Olefin Polymers; Polypropylene In Primary Forms	306.000		255.510	
	391690	Plastics; Monofilament, Of Plastics N.e.c. In Heading No. 3916, Cross-sectiona	1		1	
	391729	Plastics; Tubes, Pipes And Hoses Thereof, Rigid, Of Plastics N.e.c. In Heading No. 3917		0		1
	392010	Plastics; Plates, Sheets, Film, Foil And Strip (not Self-adhesive), Of Polymers Of Ethylene, Non-c		1		2
	392190	Plastics; Plates, Sheets, Film, Foil And Strip, Other Than Cellular		1		37
	392310	Plastics; Boxes, Cases, Crates And Similar Articles For The Conveyance Or Packing Of Goods		3		52
	392329	Plastics; Sacks And Bags (including Cones), For The Conveyance Or Packing Of Goods, Of Plastic		32		12
	392390	Plastics; Articles For The Conveyance Or Packing Of Goods N.e.c. In Heading No. 3923		0		1
	392410	Plastics; Tableware And Kitchenware		1.693		6.379
	392690	Plastics; Other Articles N.e.c. In Chapter 39	86	28	31.640	1.122
	400110	Rubber; Natural Rubber Latex, Whether Or Not Pre-vulcanised, In Primary Fo	12	36	26	40
	400121	Rubber; Natural (excluding Latex), In Smoked Sheets	8.678.594	4.706.179	13.384.164	10.380.051
	400122	Rubber; Technically Specified Natural Rubber (tsnr), In Primary Forms Or In P	851.157.968	919.543.171	1.114.129.912	1.577.234.977
	400219	Rubber; Synthetic, Styrene-butadiene Rubber (sbr) And Carboxylated Styrene-butadiene Rubb		26.460		40.219
	400220	Rubber; Synthetic, Butadiene Rubber (br), In Primary Forms Or In Plates, Sheets Or Strip		15.120		25.704
	400280	Rubber; Mixtures Of Natural And Synthetic Rubbers Of Heading No. 4001 An	52.819.200	12.579.840	64.584.887	21.175.064
	400299	Rubber; Synthetic, N.e.c. In Heading 4002, (other Than Latex), In Primary For	3		4	
	400400	Rubber; Waste, Parings And Scrap Of Rubber (other Than Hard Rubber) And Powders And Gra		1		1
	400510	Rubber; Unvulcanised, Compounded With Carbon Black Or Silica, In Primary I	106	39	54	49
	400690	Rubber; Unvulcanised, Other Than Camel Back Strips For Retreading Rubber	1.248	260	1.092	212
	400942	Rubber; Vulcanised (other Than Hard Rubber), Tubing, Piping And Hoses, Rei	3		326	
	401290	Rubber; Tyres N.e.c. In Heading No. 4012	563	19	15.107	7
	401610	Rubber; Vulcanised (other Than Hard Rubber), Moulded Rubber Mats And Mats Of Non-rectan		22		32
	401693	Rubber; Vulcanised (other Than Hard Rubber), Gaskets, Washers And Other S	9	0	306	1.501
	401699	Rubber; Vulcanised (other Than Hard Rubber), Articles N.e.c. In Heading No.	7	36	12	59
	401700	Rubber; Ebonite And Other Hard Rubbers In All Forms, Including Waste And S	1		1	
	420211	Cases And Containers; Trunks, Suit-cases, Vanity-cases, Executive-cases, Brief	9	46	217	1.500
	420212	Cases And Containers; Trunks, Suit-cases, Vanity-cases, Executive-cases, Brief-cases, School Sat		6		176
	420219	Cases And Containers; Trunks, Suit-cases, Vanity-cases, Executive-cases, Brief-cases, School Sat		2		105
	420222	Cases And Containers; Handbags (whether Or Not With Shoulder Strap And I	28	53	1.040	2.121
	420229	Cases And Containers; Handbags (whether Or Not With Shoulder Strap And I	23	83	825	3.414
	420239	Cases And Containers; Of A Kind Normally Carried In The Pocket Or In The Handbag, Of Vulcani		1		74
	420291	Cases And Containers; N.e.c. In Heading 4202, With Outer Surface Of Leather	2	9	73	324
	420299	Cases And Containers; N.e.c. In Heading 4202, Of Vulcanised Fibre Or Of Pape	17	83	685	3.686
	420330	Clothing Accessories; Belts And Bandoliers, Of Leather Or Of Composition Lea	0	1	25	53
	420340	Clothing Accessories; Of Leather Or Of Composition Leather, N.e.c. In Headin	1		15	
	440122	Wood; For Fuel, In Chips Or Particles, Non-coniferous, Whether Or Not Agglo	5.832.800		448.733	
	440290	Wood; Charcoal Of Wood Other Than Bamboo (including Shell Or Nut Charco	4.731.208	1.501.541	1.624.476	923.674
	440500	Wood; Wood Wool And Wood Flour	3.000	2	2.100	150
	440729	Wood, Tropical, N.e.c. In Item No. 4407.2, Sawn Or Chipped Lengthwise, Slice	1.588.094	1.776.650	2.244.254	2.689.873
	440792	Wood; Beech (fagus Spp.), Sawn Or Chipped Lengthwise, Sliced Or Peeled, Whether Or Not Pla		1.520		4.714
	440839	Wood, Of Tropical Wood; As In Subheading Note 2 To This Chapter, N.e.c. In Heading No. 4408		1.595.470		130.810
	440890	Wood; N.e.c. In Heading No. 4408, Sheets For Veneer Or Plywood, Other Wo	439.380	79.500	35.501	6.567

https://www.bps.go.id

Tabel 2. Ekspor Provinsi Asal Barang Dirinci Menurut Kode HS6 Digit, 2020—2021

Provinsi Asal	Kode HS 6	Deskripsi HS 6 Digit	Berat Bersih (Kg)		Nilai FOB (US$)	
			2020	2021	2020	2021
(1)	(2)	(3)	(4)	(5)	(6)	(7)
Sumatera Selatan						
	440922	Wood; Tropical (including Unassembled Strips And Friezes For Parquet Floori	595.807	391.262	437.011	341.216
	440929	Wood; Non-coniferous, Other Than Bamboo Or Tropical Wood, (including Un	17.038	11.995	77.567	50.292
	441112	Medium Density Fibreboard (mdf), Of A Thickness Not Exceeding 5 Mm	81.817.187	86.259.485	23.450.522	29.744.888
	441113	Medium Density Fibreboard (mdf), Of A Thickness Exceeding 5 Mm But Not E	56.199.500	33.335.903	13.738.632	10.315.972
	441114	Medium Density Fibreboard (mdf), Of A Thickness Exceeding 9 Mm	119.501.700	91.671.281	28.470.611	28.230.982
	441210	Plywood, Veneered Panels And Similar Laminated Wood; Of Bamboo		1		31
	441231	Plywood; Consisting Only Of Sheets Of Wood (not Bamboo), Each Ply 6mm O	3.433.408	815.950	2.010.547	492.463
	441234	Plywood; Consisting Only Of Sheets Of Wood (not Bamboo), Each Ply 6mm O	7.312.479	5.418.833	4.934.734	3.982.648
	441299	Plywood, Veneered Panels And Similar Laminated Wood (other Than Blockbo	27.994	210.234	101.156	284.249
	441700	Wood; Tools, Tool Bodies, Tool Handles, Broom Or Brush Bodies And Handles	111.460	93.804	440.768	359.196
	441899	Wood; Builders' Joinery And Carpentry Of Wood N.e.c. In Heading No. 4418, Other Than Of Ba		201.272		174.112
	441990	Tableware And Kitchenware, Of Wood; Not Of Bamboo	75.400	58.147	248.781	163.405
	442090	Wood; Marquetry And Inlaid Wood, Caskets And Cases For Jewellery Or Cutle	6	1.349	8	4.086
	442110	Wood; Clothes Hangers		75		375
	442191	Wood; Of Bamboo, Articles N.e.c. In Heading No. 4414 To 4420 (excluding Clothes Hangers)		2		140
	442199	Wood; Not Of Bamboo, Articles N.e.c. In Heading No. 4414 To 4420 (excludin	9.288	12.104	52.946	67.573
	460122	Plaiting Materials, Plaits And Similar Products Of Plaiting Materials; Mats, Matting And Screens		1.190		2.888
	460129	Plaiting Materials, Plaits And Similar Products Of Plaiting Materials; Mats, Ma	11.554	22.929	117.291	186.254
	460219	Basketwork, Wickerwork And Other Articles; Of Vegetable Materials (not Ban	3.722	2.517	76.689	50.775
	460290	Basketwork, Wickerwork And Other Articles; Of Non-vegetable Materials, Ma	26.410	31.385	491.989	647.114
	470329	Wood Pulp; Chemical Wood Pulp, Soda Or Sulphate, (other Than Dissolving G	2.291.176.000	2.291.408.000	1.082.164.720	1.210.293.265
	470620	Pulp; Of Fibres Derived From Recovered (waste And Scrap) Paper Or Paperbo	35	2	45	2
	480300	Tissue, Towel, Napkin Stock Or Similar; For Household Or Sanitary Use, Cellul	144.662.231	107.551.923	127.528.431	95.660.953
	481910	Paper And Paperboard; Cartons, Boxes And Cases, Of Corrugated Paper Or Pa	9	22	53	718
	481920	Paper And Paperboard; Folding Cartons, Boxes And Cases, Of Non-corrugated	1		10	
	481940	Paper And Paperboard; Sacks And Bags, Including Cones, Of Paper, Paperboa	1		1	
	481950	Paper And Paperboard; Packing Containers, Including Record Sleeves, Of Pap	0		209	
	481960	Paper And Paperboard; Box Files, Letter Trays, Storage Boxes And Similar Art	5		26	
	482010	Paper And Paperboard; Registers, Account Books, Note Books, Order Books, Receipt Books, Let		1		17
	482090	Paper Or Paperboard; Stationery N.e.c. In Heading No. 4820	1	10	1	2
	490110	Printed Matter; In Single Sheets, Whether Or Not Folded	1	22	1	141
	490199	Printed Matter; Books, Brochures, Leaflets And Similar Printed Matter N.e.c.	12	3	48	98
	490700	Unused Postage, Revenue Or Similar Stamps Of Current Or New Issue In The	128	139	331	337
	490900	Printed Or Illustrated Postcards; Printed Cards Bearing Personal Greetings, M	1	3	1	2.350
	491110	Printed Matter; Trade Advertising Material, Commercial Catalogues And The	2	3	6	632
	491199	Printed Matter; N.e.c. In Heading No. 4911	1		246	
	510720	Yarn; Of Combed Wool, Containing Less Than 85% By Weight Of Wool, Not Put Up For Retail Sa		1		1
	530500	Coconut, Abaca (manila Hemp Or Musa Textilis Nee), Ramie And Other Veget	910.016	452.473	184.886	93.050
	540794	Fabrics, Woven; Of Synthetic Filament Yarn, Printed, N.e.c. In Heading No. 54	52	31	343	1.409
	550510	Fibres; Waste (including Noils, Yarn Waste And Garnetted Stock), Of Synthetic Fibres		5		3
	560290	Felt; Impregnated, Coated, Covered Or Laminated (excluding Needleloom Fel	1		1	
	560900	Yarn; Articles Of Yarn, Strip Or The Like Of Heading No. 5404 And 5405, Twine, Cordage, Rope		3.764		16.061
	570239	Carpets And Other Textile Floor Coverings; Woven, (not Tufted Or Flocked), Of Textile Material		88		185
	570249	Carpets And Other Textile Floor Coverings; Woven, (not Tufted Or Flocked), C	179	114	34.033	8.635
	570291	Carpets And Other Textile Floor Coverings; Woven, (not Tufted Or Flocked), Of Wool Or Fine Ai		9		534
	570310	Carpets And Other Textile Floor Coverings; Tufted, Of Wool Or Fine Animal H	1	65	2	126
	570390	Carpets And Other Textile Floor Coverings; Tufted, Of Textile Materials (other Than Man-made		44		853
	570490	Carpets And Other Textile Floor Coverings; Of Felt, (not Tufted Or Flocked), Ir	2		5	
	570500	Carpets And Other Textile Floor Coverings; N.e.c. In Chapter 57, Whether Or	388	112	1.149	252
	590110	Textile Fabrics; Coated With Gum Or Amylaceous Substances, Of A Kind Used	2		25	
	590190	Textile Fabrics; Coated With Gum Or Amylaceous Substances, Tracing Cloth, I	5	54	97	1.043
	591190	Textile Products And Articles For Technical Uses; N.e.c. In Heading No. 5911		1		109
	600290	Fabrics; Knitted Or Crocheted, Other Than Those Of Heading 60.01, Of A Wid	5		148	
	610120	Coats; Men's Or Boys' Overcoats, Car-coats, Capes, Anoraks, Wind-jackets And Similar Articles,		1		21
	610190	Coats; Men's Or Boys' Overcoats, Car-coats, Capes, Anoraks, Wind-jackets And Similar Articles,		10		182
	610333	Jackets And Blazers; Men's Or Boys', Of Synthetic Fibres, Knitted Or Crocheted		1		8
	610339	Jackets And Blazers; Men's Or Boys', Of Textile Materials (other Than Wool Or Fine Animal Hair		1		12
	610349	Trousers, Bib And Brace Overalls, Breeches And Shorts; Men's Or Boys', Of Te	1	151	52	1.108
	610449	Dresses; Women's Or Girls', Of Textile Materials (other Than Wool Or Fine An	5	3	40	28
	610469	Trousers, Bib And Brace Overalls, Breeches And Shorts; Women's Or Girls', Of Textile Materials		7		137

https://sumsel.bps.go.id

Tabel 2. Ekspor Provinsi Asal Barang Dirinci Menurut Kode HS6 Digit, 2020—2021

Provinsi Asal	Kode HS 6	Deskripsi HS 6 Digit	Berat Bersih (Kg)		Nilai FOB (US$)	
			2020	2021	2020	2021
(1)	(2)	(3)	(4)	(5)	(6)	(7)
Sumatera Selatan						
	610510	Shirts; Men's Or Boys', Of Cotton, Knitted Or Crocheted		2		65
	610610	Blouses, Shirts And Shirt-blouses; Women's Or Girls', Of Cotton, Knitted Or Crocheted		1		7
	610690	Blouses, Shirts And Shirt-blouses; Women's Or Girls', Of Textile Materials (otl	86	1	443	16
	610719	Underpants And Briefs; Men's Or Boys', Of Textile Materials (other Than Cotton Or Man-made		2		32
	610910	T-shirts, Singlets And Other Vests; Of Cotton, Knitted Or Crocheted	1	7	43	145
	610990	T-shirts, Singlets And Other Vests; Of Textile Materials (other Than Cotton), K	2	4	63	91
	611011	Jerseys, Pullovers, Cardigans, Waistcoats And Similar Articles; Knitted Or Crocheted, Of Wool C		1		21
	611019	Jerseys, Pullovers, Cardigans, Waistcoats And Similar Articles; Knitted Or Crocheted, Of Fine Ar		1		28
	611020	Jerseys, Pullovers, Cardigans, Waistcoats And Similar Articles; Of Cotton, Knitted Or Crocheted		1		10
	611090	Jerseys, Pullovers, Cardigans, Waistcoats And Similar Articles; Of Textile Materials (other Than		33		161
	611490	Garments; Of Textile Materials (other Than Cotton Or Man-made Fibres), Knit	1	58	3	980
	611529	Hosiery; Panty Hose And Tights (other Than Graduated Compression Hosiery), Of Textile Mater		2		3
	611710	Shawls, Scarves, Mufflers, Mantillas, Veils And The Like; Knitted Or Crocheted		235		1.265
	611780	Clothing Accessories; Knitted Or Crocheted, N.e.c. In Heading No. 6117	6	3	294	785
	620312	Suits; Men's Or Boys', Of Synthetic Fibres (not Knitted Or Crocheted)		65		515
	620319	Suits; Men's Or Boys', Of Textile Materials N.e.c. In Item No. 6203.1 (not Knitted Or Crocheted)		6		100
	620332	Jackets And Blazers; Men's Or Boys', Of Cotton (not Knitted Or Crocheted)		1		21
	620333	Jackets And Blazers; Men's Or Boys', Of Synthetic Fibres (not Knitted Or Crocheted)		1		14
	620339	Jackets And Blazers; Men's Or Boys', Of Textile Materials N.e.c. In Item No. 6203.3 (not Knitted		4		83
	620349	Trousers, Bib And Brace Overalls, Breeches And Shorts; Men's Or Boys', Of Textile Materials (ot		14		148
	620413	Suits; Women's Or Girls', Of Synthetic Fibres (not Knitted Or Crocheted)		10		151
	620433	Jackets And Blazers; Women's Or Girls', Of Synthetic Fibres (not Knitted Or Crocheted)		1		18
	620439	Jackets And Blazers; Women's Or Girls', Of Textile Materials N.e.c. In Item No. 6204.3 (not Knit		1		14
	620462	Trousers, Bib And Brace Overalls, Breeches And Shorts; Women's Or Girls', Of Cotton (not Knitt		1		11
	620469	Trousers, Bib And Brace Overalls, Breeches And Shorts; Women's Or Girls', Of Textile Materials		3		42
	620520	Shirts; Men's Or Boys', Of Cotton (not Knitted Or Crocheted)		40		585
	620530	Shirts; Men's Or Boys', Of Man-made Fibres (not Knitted Or Crocheted)		3		65
	620590	Shirts; Men's Or Boys', Of Textile Materials N.e.c. In Heading No. 6205 (not Knitted Or Crochet		1		10
	620630	Blouses, Shirts And Shirt-blouses; Women's Or Girls', Of Cotton (not Knitted C	1		40	
	620690	Blouses, Shirts And Shirt-blouses; Women's Or Girls', Of Textile Materials N.e	25	4	393	175
	621050	Garments; Women's Or Girls', N.e.c. In Item No. 6210.3, Of The Fabrics Of Heading No. 5602, 5		2		6
	621133	Track Suits And Other Garments N.e.c.; Men's Or Boys', Of Man-made Fibres (not Knitted Or Cr		1		10
	621490	Shawls, Scarves, Mufflers, Mantillas, Veils And The Like; Of Textile Materials N.e.c. In Heading I		2		88
	621710	Clothing Accessories; Other Than Those Of Heading No. 6212 (not Knitted Or	2		87	
	630221	Bed Linen; Of Cotton, Printed, Not Knitted Or Crocheted		40		2.136
	630419	Bedspreads; Not Knitted Or Crocheted		448		1.530
	630492	Furnishing Articles; Of Cotton, Not Knitted Or Crocheted (excluding Bedspreads And Articles Of		1		16
	630520	Sacks And Bags; Of A Kind Used For The Packing Of Goods, Of Cotton	3	27	84	895
	630532	Sacks And Bags; Of A Kind Used For The Packing Of Goods, Of Man-made Textile Materials, Fle		301		1.757
	630790	Textiles; Made Up Articles (including Dress Patterns), N.e.c. In Chapter 63, N.	220		2.065	
	630900	Clothing; Worn, And Other Worn Articles	332	3	1.793	53
	640220	Footwear; With Outer Soles And Uppers Of Rubber Or Plastics, Upper Straps Or Thongs Assem		1		72
	640299	Footwear; N.e.c. In Heading No. 6402, (other Than Just Covering The Ankle),	1	8	15	366
	640359	Footwear; N.e.c. In Heading No. 6403, (not Covering The Ankle), Outer Soles And Uppers Of Le		12		366
	640399	Footwear; N.e.c. In Heading No. 6403, (not Covering The Ankle), Outer Soles	7		196	
	640411	Sports Footwear; Tennis Shoes, Basketball Shoes, Gym Shoes, Training Shoes And The Like, Wit		1		74
	640419	Footwear; (other Than Sportswear), With Outer Soles Of Rubber Or Plastics A	3	3	72	71
	640420	Footwear; Outer Soles Of Leather Or Composition Leather, Uppers Of Textile	2	17	99	418
	640520	Footwear; With Uppers Of Textile Materials, N.e.c. In Chapter 64		4		145
	640590	Footwear; N.e.c. In Chapter 64	2	3	25	188
	650500	Hats And Other Headgear; Knitted Or Crocheted, Or Made Up From Lace, Fel	27	11	1.000	3.990
	680800	Panels, Boards, Tiles, Blocks And The Like; Of Vegetable Fibre, Of Straw, Shav	29	14	44	13
	681011	Cement, Concrete Or Artificial Stone; Building Blocks Or Bricks, Whether Or N	254.250	64.800	33.900	8.640
	681182	Cellulose Fibre-cement; Articles Or The Like, Sheets, Panels, Tiles And Similar	6		5	
	690723	Ceramic Tiles; Flags And Paving, Hearth Or Wall Tiles Other Than Those Of Subheadings 6907.3		2		53
	690919	Ceramic Wares; For Laboratory, Chemical Or Other Technical Uses, Other Tha	530		12.497	
	691110	Tableware And Kitchenware; Of Porcelain Or China		819		3.295
	691200	Ceramic Tableware, Kitchenware, Other Household Articles And Toilet Article	3	10	106	474
	701349	Glassware Of A Kind Used For Table Or Kitchen Purposes (not Drinking Glasses Or Of Glass-cera		1.219		6.747
	701399	Glassware; N.e.c. In Heading No. 7013, Other Than Of Lead Crystal	1		71	

https://sumsel.bps.go.id

Tabel 2. Ekspor Provinsi Asal Barang Dirinci Menurut Kode HS6 Digit, 2020—2021

Provinsi Asal	Kode HS 6	Deskripsi HS 6 Digit	Berat Bersih (Kg)		Nilai FOB (US$)	
			2020	2021	2020	2021
(1)	(2)	(3)	(4)	(5)	(6)	(7)
Sumatera Selatan						
	701810	Glass; Beads, Imitation Pearls, Imitation Precious Or Semi-precious Stones An	3	0	256	52
	711311	Jewellery; Of Silver, Whether Or Not Plated Or Clad With Other Precious Metal, And Parts Ther		4		2.867
	711319	Jewellery; Of Precious Metal (excluding Silver) Whether Or Not Plated Or Clac	1	2	367	845
	711590	Metal; Precious Or Metal Clad With Precious Metal, Other Than That Of Item No. 7115.10		1		177
	711711	Jewellery; Imitation, Cuff Links And Studs, Of Base Metal, Whether Or Not Plated With Preciou		1		77
	711790	Jewellery; Imitation, Of Other Than Base Metal, Whether Or Not Plated With	1	12.222	102	12.666
	730490	Iron Or Steel (excluding Cast Iron); Seamless, Tubes, Pipes And Hollow Profile	19		1.227	
	731021	Cans; Which Are To Be Closed By Soldering Or Crimping, For Any Material (excluding Compress		36		1
	731029	Tanks, Casks, Drums, Boxes And Similar Containers For Any Material (excludir	48.048		26.208	
	731822	Iron Or Steel; Non-threaded Washers, Excluding Spring And Lock		0		55
	731829	Iron Or Steel; Non-threaded Articles, N.e.c. In Item No. 7318.2	3	2	195	677
	732111	Cooking Appliances And Plate Warmers; For Gas Fuel Or For Both Gas And Ot	50		445	
	732190	Domestic Appliances; Non-electric, Parts Thereof, Of Iron Or Steel	0		2	
	732391	Cast Iron; Table, Kitchen And Other Household Articles And Parts Thereof, Of Cast Iron, Not En		888		5.070
	732690	Iron Or Steel; Articles N.e.c. In Heading 7326		4		305
	740811	Copper; Wire, Of Refined Copper, Of Which The Maximum Cross-sectional Dimension Exceeds		2		3
	761510	Aluminium; Table, Kitchen Or Other Household Articles And Parts Thereof; Pot Scourers And Sc		3.106		17.122
	810890	Titanium; Other Than Unwrought, N.e.c. In Heading No. 8108	1.534	873	24.767	4.157
	821490	Cutlery; Hair Clippers And Mincing Knives		321		1.598
	830140	Locks; (other Than Those For Motor Vehicles Or Furniture), (key, Combinatior	1		1	
	830170	Keys; Presented Separately, Of Base Metal	2		10	
	830890	Clasps, Frames With Clasps, Buckles, Buckle Clasps; Of Base Metal, Of A Kind	1	1	2	8
	840999	Engines; Parts For Internal Combustion Piston Engines (excluding Spark-igniti	8		479	
	841182	Turbines; Gas-turbines (excluding Turbo-jets And Turbo-propellers), Of A Pow	4.064	8.128	454.730	909.460
	841330	Pumps; Fuel, Lubricating Or Cooling Medium Pumps For Internal Combustion Piston Engines		27		1.989
	841350	Pumps; Reciprocating Positive Displacement Pumps, N.e.c. In Heading No. 8413, For Liquids		59		8.919
	841430	Compressors; Of A Kind Used In Refrigerating Equipment	8		323	
	841490	Pumps And Compressors; Parts, Of Air Or Vacuum Pumps, Air Or Other Gas C	2		432	
	842131	Machinery; Intake Air Filters For Internal Combustion Engines		92		2.227
	842199	Machinery; Parts For Filtering Or Purifying Liquids Or Gases	47		251	
	842790	Fork-lift And Other Works Trucks; Fitted With Lifting Or Handling Equipment,	336.000	212.900	1.430.000	1.094.286
	842940	Tamping Machines And Road Rollers; Self-propelled		22.440		69.000
	843050	Machinery; For Handling Earth, Minerals Or Ores, Self-propelled, N.e.c. In He	10.000		15.000	
	843149	Machinery; Parts Of Machines Handling Earth, Minerals Or Ores And N.e.c. In Heading No. 843		100.000		32.400
	843999	Machinery; Parts Of Machinery For Making Or Finishing Paper Or Paperboard		1.619		26.500
	844399	Printing Machinery; Parts And Accessories, N.e.c. In Item No. 8443.91	3		38	
	846890	Machinery And Apparatus; Parts, Soldering, Brazing Or Welding, Whether Or	237	64	28.456	548
	847130	Automatic Data Processing Machines; Portable, Weighing Not More Than 10kg, Consisting Of A		2		86
	847160	Units Of Automatic Data Processing Machines; Input Or Output Units, Wheth	1		15	
	847170	Units Of Automatic Data Processing Machines; Storage Units		1		4
	847329	Machinery; Parts And Accessories Of The Machines Of Item No. 8470.30. 847	62	6	18.630	263
	847330	Machinery; Parts And Accessories (other Than Covers, Carrying Cases And Th	4	27	606	212
	847910	Machinery And Mechanical Appliances; For Public Works, Building Or The Lik	8.916		29.000	
	848180	Taps, Cocks, Valves And Similar Appliances; For Pipes, Boiler Shells, Tanks, Va	59	30	6.826	1.106
	848190	Taps, Cocks, Valves And Similar Appliances; Parts Thereof	3		436	
	848210	Ball Bearings	0		266	
	848299	Bearings; Parts, (other Than Balls, Needles And Rollers)	15		1.022	
	848310	Transmission Shafts (including Cam Shafts And Crank Shafts) And Cranks	137		5.360	
	848330	Bearing Housings, Not Incorporating Ball Or Roller Bearings And Plain Shaft B	95	4	14.435	500
	848340	Gears And Gearing; (not Toothed Wheels, Chain Sprockets And Other Transmission Elements P		14		10
	848360	Clutches And Shaft Couplings (including Universal Joints)		450		300
	848410	Gaskets And Similar Joints; Of Metal Sheeting Combined With Other Material Or Two Or More		2		7.274
	848490	Gasket Sets Or Assortments Of Gaskets And Similar Joints; Dissimilar In Composition, Put Up In		0		567
	851690	Electro-thermic Appliances; Parts, Of Heating Resistors, Of Water, Space And	6		1.802	
	852321	Magnetic Media; Cards Incorporating A Magnetic Stripe, Whether Or Not Rec	1	1	61	3
	852329	Magnetic Media; Other Than Cards Incorporating A Magnetic Stripe, Whether Or Not Recorded		1		3
	852352	Semiconductor Media; Smart Cards, Whether Or Not Recorded, Excluding Pr	2	2	136	2.141
	852359	Semiconductor Media; Other Than Smart Cards, Whether Or Not Recorded, E	1	1	138	3
	852380	Media N.e.c. In Heading 8523, Whether Or Not Recorded, Excluding Products	3		284	
	852910	Reception And Transmission Apparatus; Aerials And Aerial Reflectors Of All Kinds And Parts Sui		6		366

https://www.bps.go.id

Tabel 2. Ekspor Provinsi Asal Barang Dirinci Menurut Kode HS6 Digit, 2020—2021

Provinsi Asal	Kode HS 6	Deskripsi HS 6 Digit	Berat Bersih (Kg)		Nilai FOB (US$)	
			2020	2021	2020	2021
(1)	(2)	(3)	(4)	(5)	(6)	(7)
Sumatera Selatan						
	853690	Electrical Apparatus; N.e.c. In Heading No. 8536, For Switching Or Protecting	5		1.378	
	853710	Boards, Panels, Consoles, Desks And Other Bases; For Electric Control Or The	18		24	
	853810	Electrical Apparatus; Parts (e.g. Boards, Panels, Consoles, Desks, Cabinets, Other Bases), For G		73		504
	853890	Electrical Apparatus; Parts Suitable For Use Solely Or Principally With The Ap	1		102	
	854390	Electrical Machines And Apparatus; Parts Of The Electrical Goods Of Heading	94	1.420	1.802	43.065
	854419	Insulated Electric Conductors; Winding Wire, (of Other Than Copper)	0		35	
	854442	Insulated Electric Conductors; For A Voltage Not Exceeding 1000 Volts, Fitted	8		5	
	860900	Containers; (including Containers For Transport Of Fluids) Specially Designed	2.471.914	3.087.796	1.384.019	1.719.613
	870829	Vehicles; Parts And Accessories, Of Bodies, Other Than Safety Seat Belts		1		109
	870899	Vehicle Parts And Accessories; N.e.c. In Heading No. 8708	1	1	223	1
	871410	Motorcycles (including Mopeds); Parts And Accessories	3		160	
	900640	Cameras, Photographic (excluding Cinematographic); Instant Print Cameras		8		1.361
	901790	Drawing, Marking-out Equipment And Mathematical Instruments; Parts And	0		8	
	901819	Medical, Surgical Instruments And Appliances; Electro-diagnostic Apparatus (	1		35	
	901890	Medical, Surgical Or Dental Instruments And Appliances; N.e.c. In Heading No. 9018		1		3
	902000	Breathing Appliances And Gas Masks; Excluding Protective Masks Having Nei	44		270	
	902300	Instruments, Apparatus And Models; Designed For Demonstrational Purpose	1		125	
	903180	Instruments, Appliances And Machines; For Measuring Or Checking N.e.c. In	40		1.075	
	920890	Fairground And Mechanical Street Organs, Mechanical Singing Birds, Musical Saws And Musica		1		32
	940159	Seats; Of Cane, Osier Or Similar Materials, Other Than Bamboo Or Rattan	5		20	
	940360	Furniture; Wooden, Other Than For Office, Kitchen Or Bedroom Use	4.959	8.064	17.055	18.888
	940382	Furniture; Of Bamboo	1	1	48	47
	940490	Bedding And Similar Furnishing Articles; N.e.c. In Heading No. 9404 (e.g. Quilts, Eiderdowns, C		4		0
	950300	Tricycles, Scooters, Pedal Cars And Similar Wheeled Toys; Dolls' Carriages; D	1	1	36	3
	950440	Games; Playing Cards	1	0	81	206
	950790	Fishing Tackle N.e.c., Butterfly Nets, Decoy Birds (other Than Those Of Headi	4		208	
	960200	Vegetable, Mineral Carving Material And Articles Of These Materials, Moulde	609		2.027	
	960310	Brooms And Brushes; Consisting Of Twigs Or Other Vegetable Materials Bound Together, With		43.800		13.110
	961100	Stamps; Date, Numbering, Sealing Stamps And The Like (including Devices Fo	1	1	18	10
	999910	Postal packages n.c.a.k	4.620	3.775	140.954	39.303
	041000	Animal Products; Edible, N.e.c. In This Or Other Chapters	8	8	1.880	3.698
	080290	Nuts, Edible; N.e.c. In Heading No. 0801 And 0802, Fresh Or Dried, Whether	522.000		846.815	
	441294	Blockboard, Laminboard And Battenboard (not Bamboo, And Other Than Ply	985.399	6.409.359	739.493	3.739.928
	441400	Wooden Frames; For Paintings, Photographs, Mirrors Or Similar Objects	58.024	43.662	401.214	342.332
	441820	Wood; Doors And Their Frames And Thresholds	41.955	42.441	62.013	66.494
	570320	Carpets And Other Textile Floor Coverings; Tufted, Of Nylon Or Other Polyamides, Whether Or		10		104
	580219	Fabrics; Terry Towelling And Similar Woven Terry Fabrics, Of Cotton, Bleache	22		18	
	620119	Coats; Men's Or Boys', Overcoats, Raincoats, Car-coats, Capes, Cloaks And Similar Articles, Of T		1		9
	852580	Television Cameras, Digital Cameras And Video Camera Recorders	1		95	
	870120	Tractors; Road, For Semi-trailers		25.000		113.801
	880330	Aircraft And Spacecraft; Parts Of Aeroplanes Or Helicopters N.e.c. In Heading	5.790		39.750	
	940390	Furniture; Parts	5.585	9.145	16.287	19.276
	970190	Artwork; Collages And Similar Decorative Plaques	77	7	20.803	388
Total Sumatera Selatan			**20.302.874.054**	**28.084.433.736**	**3.602.403.098**	**5.286.044.277**

https://www.bps.go.id

Tabel 2. Ekspor Provinsi Asal Barang Dirinci Menurut Kode HS6 Digit, 2020—2021

Provinsi Asal	Kode HS 6	Deskripsi HS 6 Digit	Berat Bersih (Kg)		Nilai FOB (US$)	
			2020	2021	2020	2021
(1)	(2)	(3)	(4)	(5)	(6)	(7)
Bengkulu						
	080310	Fruit, Edible; Plantains, Fresh Or Dried		5.160		1.533
	090111	Coffee; Not Roasted Or Decaffeinated	530	36.600	2.680	58.331
	090121	Coffee; Roasted, Not Decaffeinated	2		0	
	091011	Spices; Ginger, Neither Crushed Nor Ground	450		15.699	
	140490	Vegetable Products; N.e.c. In Chapter 14	71.902.194	62.172.555	6.603.398	5.537.082
	151110	Vegetable Oils; Palm Oil And Its Fractions, Crude, Not Chemically Modified	25.999.487		17.153.366	
	190490	Food Preparations; Cereal Or Cereal Products (excluding Maize), In Grain Form, Pre-cooked Or		3		8
	230660	Oil-cake And Other Solid Residues; Whether Or Not Ground Or In The Form C	6.800.000		850.000	
	270111	Coal; Anthracite, Whether Or Not Pulverised, But Not Agglomerated	45.898.639		2.290.583	
	270119	Coal; (other Than Anthracite And Bituminous), Whether Or Not Pulverised Bu	1.807.795.481	2.812.373.833	78.877.265	175.282.173
	400121	Rubber; Natural (excluding Latex), In Smoked Sheets	1.629.234	1.025.136	2.323.398	2.056.130
	400122	Rubber; Technically Specified Natural Rubber (tsnr), In Primary Forms Or In P	34.282.220	32.296.421	44.446.069	55.161.054
	440290	Wood; Charcoal Of Wood Other Than Bamboo (including Shell Or Nut Charco	126.995		16.065	
	440722	Wood, Tropical; Virola, Imbuia And Balsa, Sawn Or Chipped Lengthwise, Slice	355.947		185.656	
	440729	Wood, Tropical, N.e.c. In Item No. 4407.2, Sawn Or Chipped Lengthwise, Slice	4.117		2.157	
	440831	Wood, Tropical; As Specified In Subheading Note 2 To This Chapter, Dark Red	22.135		11.479	
	621050	Garments; Women's Or Girls', N.e.c. In Item No. 6210.3, Of The Fabrics Of Heading No. 5602, 5		1		35
	760900	Aluminium; Tube Or Pipe Fittings (e.g. Couplings, Elbows, Sleeves)	5		596	
	830630	Photograph, Picture Or Similar Frames, Mirrors; Of Base Metal		0		10
	841320	Pumps; Hand, Fitted Or Designed To Be Fitted With A Measuring Device, For	5		745	
	841360	Pumps; Rotary Positive Displacement Pumps, N.e.c. In Heading No. 8413, For	10		2.966	
	842129	Machinery; For Filtering Or Purifying Liquids, N.e.c. In Item No. 8421.2	360		2.802	
	843149	Machinery; Parts Of Machines Handling Earth, Minerals Or Ores And N.e.c. In Heading No. 843		47		100
	850433	Transformers; N.e.c. In Item No. 8504.2, Having A Power Handling Capacity E	177		4.621	
	902580	Hydrometers And Similar Floating Instruments, Barometers, Hygrometers, Ps	55		22.821	
	902620	Instruments And Apparatus; For Measuring Or Checking Pressure	108		11.373	
	903033	Instruments And Apparatus; For Measuring Or Checking Voltage, Current, Re	302		6.096	
	903039	Instruments And Apparatus; For Measuring Or Checking Voltage, Current, Re	37		4.889	
	903084	Instruments And Apparatus; N.e.c. In Heading No. 9030, With A Recording De	79		38.159	
	903089	Instruments And Apparatus; N.e.c. In Heading No. 9030, Without A Recording	47		11.105	
	903180	Instruments, Appliances And Machines; For Measuring Or Checking N.e.c. In	10		1.133	
	903210	Regulating Or Controlling Instruments And Apparatus; Automatic Type, Therr	10		373	
	999910	Postal packages n.c.a.k	1.260	422	35.165	6.420
	441294	Blockboard, Laminboard And Battenboard (not Bamboo, And Other Than Plyv	1.602.717		806.808	
Total Bengkulu			**1.996.422.614**	**2.907.910.178**	**153.727.467**	**238.102.876**

https://bengkulu.bps.go.id

Tabel 2. Ekspor Provinsi Asal Barang Dirinci Menurut Kode HS6 Digit, 2020—2021

Provinsi Asal	Kode HS 6	Deskripsi HS 6 Digit	Berat Bersih (Kg)		Nilai FOB (US$)	
			2020	2021	2020	2021
(1)	(2)	(3)	(4)	(5)	(6)	(7)
Lampung						
	030199	Fish; Live, N.e.c. In Heading 0301	45.000	37.000	315.000	276.000
	030289	Fish; Fresh Or Chilled, N.e.c. In Heading 0302, Excluding Fillets, Fish Meat Of	1.165		5.643	
	030389	Fish; Frozen, N.e.c. In Heading 0303, Excluding Fillets, Fish Meat Of 0304, Ar	101.460	40.093	348.700	38.601
	030441	Fish Fillets; Fresh Or Chilled, Salmon, Pacific (oncorhynchus Nerka, Oncorhyr	1		2	
	030449	Fish Fillets; Fresh Or Chilled, Other Than Fish Of Heading 0304.4		4		30
	030487	Fish Fillets; Frozen, Tunas (of The Genus Thunnus), Skipjack Or Stripe-bellied	5		9	
	030489	Fish Fillets; Frozen, Of Fish N.e.c. In Heading 0304.8	470.648	2.019.586	2.561.409	9.849.709
	030611	Crustaceans; Frozen, Rock Lobsters And Other Sea Crawfish (palinurus Spp.,	9.716	13.435	74.446	279.680
	030614	Crustaceans; Frozen, Crabs, In Shell Or Not, Smoked, Cooked Or Not Before	2.289		17.127	
	030617	Crustaceans; Frozen, Shrimps And Prawns, Excluding Cold-water Varieties, In	13.942.765	16.999.586	119.548.444	148.916.056
	030693	Crustaceans; Crabs, Smoked, Cooked Or Not, Whether In Shell Or Not, Whet	353.209	135.950	7.826.991	5.100.694
	030722	Molluscs; Scallops, Whether In Shell Or Not, Including Queen Scallops Of The	11.544	1.950	24.178	4.386
	030743	Molluscs; Cuttle Fish And Squid, Whether In Shell Or Not, Includes Flours, M	76.315	197.070	118.194	318.536
	030752	Molluscs; Octopus (octopus Spp.), Frozen	90.410	283.720	153.697	482.324
	030760	Molluscs; Snails, Other Than Sea Snails, Whether In Shell Or Not, Live, Fresh,	46.000	23.000	313.378	184.900
	030830	Aquatic Invertebrates; Jellyfish (rhopilema Spp.), Live, Fresh, Chilled, Frozen, Dried, Salted Or		49.920		85.504
	040299	Dairy Produce; Milk And Cream, Containing Added Sugar Or Other Sweeteni	5		13	
	050800	Animal Products; Coral And Similar Materials, Shells Of Molluscs, Crustacear	50.000		21.000	
	070951	Vegetables; Mushrooms Of The Genus Agaricus, Fresh Or Chilled		8		545
	071090	Vegetable Mixtures; Uncooked Or Cooked By Steaming Or Boiling In Water,	4		7	
	080111	Nuts, Edible; Coconuts, Desiccated	3.425.255	3.408.739	4.266.563	4.308.550
	080112	Nuts, Edible; Coconuts, In The Inner Shell (endocarp)	4.326.410	1.196.500	989.030	300.877
	080119	Nuts, Edible; Coconuts, Fresh Or Dried, Other Than Desiccated Or In The Inn	2.264.466		573.566	
	080280	Nuts, Edible; Areca Nuts, Fresh Or Dried, Whether Or Not Shelled Or Peeled	4.200.094	2.287.954	5.605.766	4.231.079
	080390	Fruit, Edible; Bananas, Other Than Plantains, Fresh Or Dried	7.843.593	6.319.305	4.172.822	3.587.380
	080430	Fruit, Edible; Pineapples, Fresh Or Dried	6.354.159	8.513.757	3.693.644	4.997.430
	080450	Fruit, Edible; Guavas, Mangoes And Mangosteens, Fresh Or Dried		21.693		34.750
	081340	Fruit, Edible; Fruit N.e.c. In Heading No. 0812, Dried	7.005	8.775	100.766	125.500
	081400	Peel; Of Citrus Fruit Or Melons (including Watermelons), Fresh, Frozen, Drie	3.002		9.983	
	090111	Coffee; Not Roasted Or Decaffeinated	241.924.729	239.948.912	366.986.631	400.617.618
	090112	Coffee; Decaffeinated, Not Roasted		7		8
	090121	Coffee; Roasted, Not Decaffeinated	80	14	9.500	10
	090190	Coffee; Husks And Skins, Coffee Substitutes Containing Coffee In Any Propor	11.250		2.397	
	090240	Tea, Black; (fermented) And Partly Fermented Tea, In Immediate Packings O	12.000		30.240	
	090411	Spices; Pepper (of The Genus Piper), Neither Crushed Nor Ground	24.993.051	15.567.700	62.288.702	59.685.575
	090412	Spices; Pepper (of The Genus Piper), Crushed Or Ground	1.085.793	838.024	4.110.837	3.895.069
	090421	Spices; Fruits Of The Genus Capsicum Or Pimenta, Dried, Neither Crushed N	137.600		215.303	
	090422	Spices; Fruits Of The Genus Capsicum Or Pimenta, Crushed Or Ground	122.042		309.634	
	090510	Spices; Vanilla, Neither Crushed Nor Ground		326		12.053
	090611	Spices; Cinnamon (cinnamomum Zeylanicum Blume), Neither Crushed Nor G	568.088	424.099	2.603.898	3.193.202
	090619	Spices; Cinnamon And Cinnamon-tree Flowers, Other Than Cinnamon (cinna	3.120.718	5.006.724	12.538.776	23.718.715
	090620	Spices; Cinnamon And Cinnamon-tree Flowers, Crushed Or Ground	1.249.067	1.174.590	4.731.624	5.378.907
	090710	Spices; Cloves (whole Fruit, Cloves And Stems), Neither Crushed Nor Ground	458.748	567.905	1.705.690	3.071.508
	090720	Spices; Cloves (whole Fruit, Cloves And Stems), Crushed Or Ground	2.721	4.990	12.808	33.945
	090811	Spices; Nutmeg, Neither Crushed Nor Ground	48.100	82.402	343.822	418.058
	090812	Spices; Nutmeg, Crushed Or Ground	64.838	47.225	459.080	441.967
	090821	Spices; Mace, Neither Crushed Nor Ground	34.465	33.584	602.075	359.629
	090822	Spices; Mace, Crushed Or Ground	31.721	27.838	645.343	563.111
	090831	Spices; Cardamoms, Neither Crushed Nor Ground	10.253	3.700	125.857	48.617
	090832	Spices; Cardamoms, Crushed Or Ground	18.220		92.825	
	091011	Spices; Ginger, Neither Crushed Nor Ground	35.770	29.535	349.633	207.229
	091012	Spices; Ginger, Crushed Or Ground	1.996		11.476	
	091030	Spices; Turmeric (curcuma)	54.100	73.146	119.922	226.007
	091091	Spices; Mixtures Of 2 Or More Products Of Different Headings	2.520	6.130	16.953	41.547
	091099	Spices; N.e.c. In Heading No. 0910	42.485	118.014	280.843	548.113
	100590	Cereals; Maize (corn), Other Than Seed	129.600	129.600	86.672	105.193
	110290	Cereal Flours; Other Than Wheat, Meslin, And Maize (corn)	250	1.215	445	1.566
	110630	Flour, Meal And Powder; Of The Products Of Chapter 8	24.250		43.650	
	110814	Starch; Manioc (cassava)	56.348.840	245.812.936	20.660.219	102.254.019
	120300	Copra	1.802.267	702.537	1.550.465	806.275

https://www.bps.go.id

Tabel 2. Ekspor Provinsi Asal Barang Dirinci Menurut Kode HS6 Digit, 2020—2021

Provinsi Asal	Kode HS 6	Deskripsi HS 6 Digit	Berat Bersih (Kg)		Nilai FOB (US$)	
			2020	2021	2020	2021
(1)	(2)	(3)	(4)	(5)	(6)	(7)
Lampung						
	121190	Plants And Parts (including Seeds And Fruits) N.e.c. In Heading No. 1211, Of	16.500	25.500	25.905	170.910
	121221	Seaweeds And Other Algae; Fit For Human Consumption, Fresh, Chilled, Fro	112.300	9.828	97.733	21.286
	121229	Seaweeds And Other Algae; Not Fit For Human Consumption, Fresh, Chilled,	365.700	922.381	173.854	399.913
	130190	Natural Gums, Resins, Gum-resins And Oleoresins, N.e.c. In Heading No. 13C	1.966.000	2.434.469	3.744.928	7.164.319
	140490	Vegetable Products; N.e.c. In Chapter 14	200.500	205.000	367.383	374.955
	151110	Vegetable Oils; Palm Oil And Its Fractions, Crude, Not Chemically Modified	427.300.155	110.783.028	294.271.767	111.266.603
	151190	Vegetable Oils; Palm Oil And Its Fractions, Other Than Crude, Whether Or N	952.663.793	1.282.771.661	617.070.248	1.299.166.435
	151311	Vegetable Oils; Coconut (copra) Oil And Its Fractions, Crude, Not Chemically	15		2	
	151321	Vegetable Oils; Palm Kernel Or Babassu Oil And Their Fractions, Crude, Not C	15.096.354	119.556	13.371.088	242.699
	151329	Vegetable Oils; Palm Kernel Or Babassu Oil And Their Fractions, Other Than	164.883.776	187.438.475	131.575.034	256.250.546
	151790	Edible Mixtures Or Preparations Of Animal Or Vegetable Fats Or Oils Or Of Fractions Of Differ		7.427.800		7.278.236
	151800	Animal Or Vegetable Fats And Oils And Their Fractions; Oxidised, Boiled Or C	20.000	244.020	13.750	228.919
	152000	Glycerol, Crude; Glycerol Waters And Glycerol Lyes	71.560.700	76.933.845	18.297.420	47.405.484
	152110	Vegetable Waxes (other Than Triglycerides); Whether Or Not Refined Or Col	1.100.000		728.214	
	152200	Degras; Residues Resulting From The Treatment Of Fatty Substances Or Anir	1.471.940	2.911.640	621.905	1.916.380
	160414	Fish Preparations; Tunas, Skipjack And Atlantic Bonito (sarda Spp.), Preparec	1.744	6	8.535	18
	160419	Fish Preparations; Fish Prepared Or Preserved, Whole Or In Pieces (but Not I	38.874	820	239.300	5.216
	160420	Fish Preparations; Fish Minced Or In Forms N.e.c. In Heading No. 1604, Prep	1.521	827	10.122	5.792
	160510	Crustacean Preparations; Crab, Prepared Or Preserved	1.139.973	1.430.053	17.585.197	31.053.228
	160521	Crustacean Preparations; Shrimps And Prawns, Prepared Or Preserved, Not	8.002.996	7.180.730	84.593.676	79.965.885
	160529	Crustacean Preparations; Shrimps And Prawns, Prepared Or Preserved, In Ai	1.112.771	1.332.468	10.501.612	15.205.603
	160530	Crustacean Preparations; Lobster, Prepared Or Preserved	1.941		36.668	
	160554	Mollusc Preparations; Cuttle Fish And Squid, Prepared Or Preserved	466.244	496.578	4.605.659	4.953.677
	160556	Mollusc Preparations; Clams, Cockles And Arkshells, Prepared Or Preserved	3		8	
	170199	Sugars; Sucrose, Chemically Pure, In Solid Form, Not Containing Added Flavc	19.170	18.603	111.750	114.364
	170219	Sugars; Lactose And Lactose Syrup, Containing By Weight Less Than 99% Lac	7.695		47.063	
	170230	Sugars; Glucose And Glucose Syrup, Not Containing Fructose Or Containing I	2.072.800	1.330.550	1.454.114	896.308
	170290	Sugars; N.e.c. In Heading No. 1702, Including Invert Sugar And Other Sugar A	11.761.529	12.359.782	14.257.967	15.001.867
	170310	Sugars; Molasses, From Sugar Cane, Resulting From The Extraction Or Refini	327.740.202	479.225.350	54.957.186	78.046.995
	180100	Cocoa Beans; Whole Or Broken, Raw Or Roasted	50.003		133.856	
	180200	Cocoa; Shells, Husks, Skins And Other Cocoa Waste	356.640	25.500	175.815	13.020
	180500	Cocoa; Powder, Not Containing Added Sugar Or Other Sweetening Matter	3		7	
	180620	Chocolate & Other Food Preparations Containing Cocoa; In Blocks, Slabs Or I	16		446	
	180632	Chocolate And Other Food Preparations Containing Cocoa; In Blocks, Slabs C	170	274	3.900	7.691
	180690	Chocolate And Other Food Preparations Containing Cocoa; N.e.c. In Chapter 18		1.199		25.439
	190490	Food Preparations; Cereal Or Cereal Products (excluding Maize), In Grain Form, Pre-cooked O		7.315		50.773
	190590	Food Preparations; Bakers' Wares N.e.c. In Heading No. 1605, Whether Or Not Containing Co		15		163
	200799	Jams, Fruit Jellies, Marmalades, Purees And Pastes; Of Fruit Or Nuts N.e.c. Ir	32.400		31.500	
	200820	Fruit; Pineapples, Prepared Or Preserved In Ways N.e.c. In Heading No. 2007	178.382.255	221.431.398	224.948.047	276.969.512
	200897	Fruit, Nuts And Other Edible Parts Of Plants; Mixtures (other Than Those Of	5.315.781	6.933.627	6.789.190	8.242.515
	200899	Fruit, Nuts And Other Edible Parts Of Plants; Prepared Or Preserved, Wheth	996.398	657.762	1.037.105	715.515
	200941	Juice; Pineapple, Of A Brix Value Not Exceeding 20, Unfermented, (not Cont	168.000	245.280	66.237	87.813
	200949	Juice; Pineapple, Of A Brix Value Exceeding 20, Unfermented, Not Containin	22.660.012	26.162.350	37.054.445	45.549.630
	200989	Juice; Of Any Single Fruit Or Vegetable N.e.c. In Heading No. 2009, Unferme	144.000	32.000	72.000	16.000
	210111	Extracts, Essences And Concentrates; Of Coffee, And Preparations With A Ba	818.418	684.233	6.795.549	6.613.913
	210390	Sauces And Preparations Therefor; Mixed Condiments And Mixed Seasoning	229	2.376	1.134	19.834
	210690	Food Preparations; N.e.c. In Item No. 2106.10	4.129.967	6.013.488	7.370.141	10.811.450
	220190	Waters; Other Than Mineral And Aerated, (not Containing Added Sugar Or C	80.000	80.000	40.800	44.000
	220210	Waters; Including Mineral And Aerated, Containing Added Sugar Or Other Sv	33.760	11.600	21.498	7.540
	220710	Undenatured Ethyl Alcohol; Of An Alcoholic Strength By Volume Of 80% Vol.	1.578.178	21.055.960	1.151.000	18.085.545
	230310	Residues Of Starch Manufacture And Similar Residues; Whether Or Not In Th	24.500		2.096	
	230660	Oil-cake And Other Solid Residues; Whether Or Not Ground Or In The Form	1.185.304.200	1.501.983.339	162.541.434	271.139.882
	230690	Oil-cake And Other Solid Residues; Whether Or Not Ground Or In The Form	68.994.010	115.170.095	34.932.194	91.220.693
	230800	Vegetable Materials And Vegetable Waste, Vegetable Residues And By-prod	1.565.455	1.246.060	556.942	430.533
	230990	Dog Or Cat Food; (not Put Up For Retail Sale), Used In Animal Feeding	40.000	5.000	29.634	17.870
	251710	Pebbles, Gravel, Broken Or Crushed Stone; Of A Kind Commonly Used For Co	17.330		1.065	
	253090	Mineral Substances; N.e.c. In Chapter 25	1.120.000	1.540.000	280.416	396.010
	262190	Slag And Ash N.e.c. In Chapter 26; Including Seaweed Ash (kelp) But Excludir	240.000	420.000	54.588	100.750
	270111	Coal; Anthracite, Whether Or Not Pulverised, But Not Agglomerated	2.110.598.000	1.712.577.000	121.928.801	204.852.282
	270119	Coal; (other Than Anthracite And Bituminous), Whether Or Not Pulverised B	4.442.291.000	6.046.318.000	184.387.288	585.677.797

https://lampung.bps.go.id

Tabel 2. Ekspor Provinsi Asal Barang Dirinci Menurut Kode HS6 Digit, 2020—2021

Provinsi Asal	Kode HS 6	Deskripsi HS 6 Digit	Berat Bersih (Kg)		Nilai FOB (US$)	
			2020	2021	2020	2021
(1)	(2)	(3)	(4)	(5)	(6)	(7)
Lampung						
	271019	Petroleum Oils And Oils From Bituminous Minerals, Not Containing Biodiese	772		13.709	
	281122	Silicon Dioxide	1		10	
	283524	Phosphates; Of Potassium, Whether Or Not Chemically Defined		4.000		7.280
	290544	Alcohols; Polyhydric, D-glucitol (sorbitol)	5		55	
	290950	Ether-phenols, Ether-alcohol-phenols And Their Halogenated, Sulphonated, Nitrated Or Nitro		16.000		306.780
	292511	Imides And Their Derivatives; Saccharin And Its Salts	1.000		6.235	
	292990	Nitrogen-function Compounds; N.e.c. In Chapter 29, Excluding Isocyanates	2.937.750	619.500	4.828.666	1.168.787
	293399	Heterocyclic Compounds; N.e.c. In Headings No. 2933		70		100
	293499	Nucleic Acids And Their Salts, Other Heterocyclic Compounds, N.e.c. In Heac	1.946.570	2.256.184	26.013.673	31.624.226
	310100	Fertilizers, Animal Or Vegetable; Whether Or Not Mixed Together Or Chemic	29.940	20.497	22.502	14.705
	330119	Oils, Essential; Of Citrus Fruits N.e.c. In Heading No. 3301 (terpeneless Or Not), Including Cond		1.995		65.764
	330129	Oils, Essential; N.e.c. In Heading No. 3301 (terpeneless Or Not), Including Co	11.880	8.720	186.933	289.517
	330190	Oils, Essential; Concentrates In Fats, Fixed Oils, Waxes And The Like, Terpeni	8.301	5.650	200.644	162.967
	330290	Odoriferous Substances And Mixtures; Used As Raw Materials In Industries (	26		493	
	330499	Cosmetic And Toilet Preparations; N.e.c. In Heading No. 3304, For The Care	2		82	
	340111	Soap And Organic Surface-active Products; In The Form Of Bars, Cakes, Mou	833.600	622.400	360.424	293.312
	340120	Soap; In Forms N.e.c. In Item No. 3401.11	1.807.500	177.500	1.057.388	97.195
	340130	Organic Surface-active Products And Preparations For Washing The Skin, In T	4		50	
	340319	Lubricating Preparations; (other Than For The Treatment Of Textile And Simi	44		508	
	350790	Enzymes And Prepared Enzymes; Other Than Rennet And Concentrates Ther	78.310	73.270	4.417.044	4.163.953
	380210	Carbon; Activated	8.924.365	8.231.909	9.258.901	7.874.734
	380610	Rosin And Resin Acids	2.000	5.000	2.454	19.300
	380862	Insecticides; Containing Goods Specified In Subheading Note 2 To This Chapt	8.820		9.702	
	380891	Insecticides; Other Than Containing Goods Specified In Subheading Notes 1	131.470	60.760	145.929	90.508
	382319	Industrial Monocarboxylic Fatty Acids; Acid Oils From Refining; (other Than S	96.806.448	105.460.017	57.181.075	99.088.832
	382600	Biodiesel And Mixtures Thereof; Not Containing Or Containing Less Than 70	3.215.840	19.999.782	2.021.374	21.956.906
	391390	Polymers, Natural And Modified Natural; In Primary Forms (excluding Alginic	265.760	279.560	3.904.735	4.461.781
	392010	Plastics; Plates, Sheets, Film, Foil And Strip (not Self-adhesive), Of Polymers (	12.113	13.748	56.890	177.600
	392321	Ethylene Polymers; Sacks And Bags (including Cones), For The Conveyance Or Packing Of Goo		21.230		46.794
	392329	Plastics; Sacks And Bags (including Cones), For The Conveyance Or Packing C	70.481		149.995	
	392350	Plastics; Stoppers, Lids, Caps And Other Closures, For The Conveyance Or Packing Of Goods		216		740
	392390	Plastics; Articles For The Conveyance Or Packing Of Goods N.e.c. In Heading No. 3923		256		1.402
	392690	Plastics; Other Articles N.e.c. In Chapter 39	13		820	
	400110	Rubber; Natural Rubber Latex, Whether Or Not Pre-vulcanised, In Primary F	525.000		471.778	
	400121	Rubber; Natural (excluding Latex), In Smoked Sheets	8.365.842	4.814.478	11.882.254	9.926.468
	400122	Rubber; Technically Specified Natural Rubber (tsnr), In Primary Forms Or In F	90.631.808	85.012.201	114.942.987	142.430.641
	400280	Rubber; Mixtures Of Natural And Synthetic Rubbers Of Heading No. 4001 Ar	6.048.000	1.612.800	6.795.600	2.624.308
	401290	Rubber; Tyres N.e.c. In Heading No. 4012	3		12.306	
	401519	Rubber; Vulcanised (other Than Hard Rubber), Gloves, Mittens And Mitts Ot	0		2	
	420299	Cases And Containers; N.e.c. In Heading 4202, Of Vulcanised Fibre Or Of Pap	20		54	
	440122	Wood; For Fuel, In Chips Or Particles, Non-coniferous, Whether Or Not Aggl	1.266.828		78.608	
	440131	Wood; For Fuel, Sawdust And Wood Waste And Scrap, Agglomerated In Log	9.126.408	5.382.000	809.037	473.701
	440139	Wood; For Fuel, Sawdust And Wood Waste And Scrap, Agglomerated In Log	8.346		835	
	440290	Wood; Charcoal Of Wood Other Than Bamboo (including Shell Or Nut Charc	24.150.551	25.002.258	7.224.972	7.655.294
	440729	Wood, Tropical, N.e.c. In Item No. 4407.2, Sawn Or Chipped Lengthwise, Slic	4.633.459	4.269.235	2.912.708	3.167.489
	440890	Wood; N.e.c. In Heading No. 4408, Sheets For Veneer Or Plywood, Other Wo	8	46.000	0	6.237
	440922	Wood; Tropical (including Unassembled Strips And Friezes For Parquet Floor	5.471.729	4.790.614	3.438.002	3.170.727
	441112	Medium Density Fibreboard (mdf), Of A Thickness Not Exceeding 5 Mm	44.747.661	25.638.851	9.954.940	6.653.276
	441231	Plywood; Consisting Only Of Sheets Of Wood (not Bamboo), Each Ply 6mm C	226.983	874.278	134.440	395.889
	441234	Plywood; Consisting Only Of Sheets Of Wood (not Bamboo), Each Ply 6mm C	243.880	3.146.052	143.400	1.881.031
	441239	Plywood; Consisting Only Of Sheets Of Wood (not Bamboo), Each Ply 6mm C	1.671.600	754.691	920.659	462.362
	441299	Plywood, Veneered Panels And Similar Laminated Wood (other Than Blockb	1.248.752	5.456.803	1.645.646	7.841.920
	441700	Wood; Tools, Tool Bodies, Tool Handles, Broom Or Brush Bodies And Handle	56.002	51.647	83.421	77.514
	470329	Wood Pulp; Chemical Wood Pulp, Soda Or Sulphate, (other Than Dissolving (	421.780.492	375.258.927	170.858.771	206.531.221
	481910	Paper And Paperboard; Cartons, Boxes And Cases, Of Corrugated Paper Or F	38	188	117	518
	481920	Paper And Paperboard; Folding Cartons, Boxes And Cases, Of Non-corrugate	348	983	1.158	1.944
	490700	Unused Postage, Revenue Or Similar Stamps Of Current Or New Issue In The	6		12	
	491199	Printed Matter; N.e.c. In Heading No. 4911	1		12	
	530500	Coconut, Abaca (manila Hemp Or Musa Textilis Nee), Ramie And Other Vege	12.600.846	12.934.230	2.838.328	2.988.989
	551219	Fabrics, Woven; Of Synthetic Staple Fibres, Containing 85% Or More By Weight Of Polyester S		2		40
	560790	Twine, Cordage, Ropes, Cables; Of Materials N.e.c. In Heading No. 5607, Wh	209.600		195.579	
	560900	Yarn; Articles Of Yarn, Strip Or The Like Of Heading No. 5404 And 5405, Twir	476.708	253.467	744.163	385.081
	610462	Trousers, Bib And Brace Overalls, Breeches And Shorts; Women's Or Girls', Of Cotton, Knitted		91		4.987
	610990	T-shirts, Singlets And Other Vests; Of Textile Materials (other Than Cotton),	1		6	

https://lampung.bps.go.id

Tabel 2. Ekspor Provinsi Asal Barang Dirinci Menurut Kode HS6 Digit, 2020—2021

Provinsi Asal	Kode HS 6	Deskripsi HS 6 Digit	Berat Bersih (Kg)		Nilai FOB (US$)	
			2020	2021	2020	2021
(1)	(2)	(3)	(4)	(5)	(6)	(7)
Lampung						
	611020	Jerseys, Pullovers, Cardigans, Waistcoats And Similar Articles; Of Cotton, Knitted Or Crocheted		1.609		32.528
	611030	Jerseys, Pullovers, Cardigans, Waistcoats And Similar Articles; Of Man-made Fibres, Knitted O		445		13.084
	621050	Garments; Women's Or Girls', N.e.c. In Item No. 6210.3, Of The Fabrics Of Heading No. 5602,		2		44
	630532	Sacks And Bags; Of A Kind Used For The Packing Of Goods, Of Man-made Textile Materials, Fl		11.040		33.797
	640419	Footwear; (other Than Sportswear), With Outer Soles Of Rubber Or Plastics	0		20	
	700510	Glass; Float Glass And Surface Ground Or Polished Glass, In Sheets, Non-wired, Having An Abs		9.974		12.260
	700600	Glass Of Heading No. 7003, 7004 Or 7005; Bent, Edge-worked, Engraved, Dr	115.098	105.466	258.475	167.796
	700719	Glass; Safety Glass, Toughened (tempered), (not Of A Size And Shape Suitab	141.842	74.849	171.320	92.223
	701690	Multicellular Or Foam Glass; In Blocks, Panels, Plates, Shells Or Similar Form	36.128	50.655	130.943	181.089
	721012	Iron Or Non-alloy Steel; Flat-rolled, Width 600mm Or More, Plated Or Coated With Tin, Thickr		775		10
	730300	Cast Iron; Tubes, Pipes And Hollow Profiles	140		5.318	
	731010	Tanks, Casks, Drums, Cans, Boxes And Similar Containers, For Any Material (excluding Compre		3		13
	731021	Cans; Which Are To Be Closed By Soldering Or Crimping, For Any Material (excluding Compres		1		14
	731812	Iron Or Steel; Threaded Wood Screws Other Than Coach Screws		1		0
	731815	Iron Or Steel; Threaded Screws And Bolts N.e.c. In Item No. 7318.1, Whethe	2		36	
	731816	Iron Or Steel; Threaded Nuts	3		43	
	760120	Aluminium; Unwrought, Alloys		50.000		113.750
	780110	Lead; Unwrought, Refined	186.447		301.789	
	820299	Tools, Hand; Saw Blades N.e.c. In Heading No. 8202		0		26
	820320	Tools, Hand; Pliers (including Cutting Pliers), Pincers, Tweezers And Similar T	1		14	
	820412	Tools, Hand; Hand-operated Spanners And Wrenches (including Torque Met	3		11	
	820520	Tools, Hand; Hammers And Sledge Hammers	1		7	
	820600	Tools, Hand; Two Or More Of Heading No. 8202 To 8205, Put Up In Sets For	400		8.940	
	830242	Mountings, Fittings And Similar Articles; Suitable For Furniture Of Base Metal		7		0
	830990	Stoppers; Caps And Lids, Of Base Metal		1		17
	841319	Pumps; For Liquids, Fitted Or Designed To Be Fitted With A Measuring Devic	8		108	
	841320	Pumps; Hand, Fitted Or Designed To Be Fitted With A Measuring Device, For	16.150		23.465	
	841391	Pumps; Parts Thereof	8		72	
	841710	Furnaces And Ovens; Non-electric, For The Roasting, Melting Or Other Heat-	2.430		5.000	
	841869	Refrigerating Or Freezing Equipment; N.e.c. In Heading No. 8418	21.780		86.625	
	842119	Centrifuges; N.e.c. In Heading No. 8421, Including Centrifugal Dryers (but Not Clothes-dryers)		2.950		16.053
	842191	Centrifuges; Parts Thereof, Including Parts For Centrifugal Dryers	388	200	38.587	12.557
	843710	Machines; For Cleaning, Sorting Or Grading Seed, Grain Or Dried Leguminou	11.500		35.500	
	843780	Machinery; For Use In The Milling Industry Or For The Working Of Cereals Or Dried Leguminou		7.000		83.329
	844399	Printing Machinery; Parts And Accessories, N.e.c. In Item No. 8443.91	670	1.015	45.953	54.505
	846890	Machinery And Apparatus; Parts, Soldering, Brazing Or Welding, Whether O	18		288	
	847410	Machines; For Sorting, Screening, Separating Or Washing Earth, Stone, Ores	320.416		187.186	
	847930	Machinery And Mechanical Appliances; Presses For The Manufacture Of Particle Or Fibre Buil		4.000		5.000
	848790	Machinery Parts; Not Containing Electrical Connectors, Insulators, Coils, Con	3		29	
	850440	Electrical Static Converters	12		47	
	851769	Communication Apparatus (excluding Telephone Sets Or Base Stations); Machines For The Tra		1.659		53.141
	853669	Electrical Apparatus; Plugs And Sockets, For A Voltage Not Exceeding 1000 V	2		36	
	853720	Boards, Panels, Consoles, Desks And Other Bases; For Electric Control Or The Distribution Of E		176		15.580
	910199	Pocket-watches And Other Watches, Including Stop-watches; (excluding Wrist-watches), With		1		34
	930690	Ammunition; N.e.c. In Chapter 93		50.630		199.230
	940161	Seats; With Wooden Frames, Upholstered, (excluding Medical, Surgical, Den	393.921	162.933	1.108.377	423.320
	940169	Seats; With Wooden Frames, Not Upholstered, (excluding Medical, Surgical,	23.713	36.881	54.209	112.714
	940350	Furniture; Wooden, For Bedroom Use	70		45	
	940360	Furniture; Wooden, Other Than For Office, Kitchen Or Bedroom Use	48.396	82.756	81.274	182.160
	940421	Mattresses; Of Cellular Rubber Or Plastics, Whether Or Not Covered	0	12	2	0
	940490	Bedding And Similar Furnishing Articles; N.e.c. In Heading No. 9404 (e.g. Quilts, Eiderdowns, C		3		0
	950300	Tricycles, Scooters, Pedal Cars And Similar Wheeled Toys; Dolls' Carriages; Dolls; Other Toys; F		322		1.900
	950790	Fishing Tackle N.e.c., Butterfly Nets, Decoy Birds (other Than Those Of Head	766		15.449	
	960310	Brooms And Brushes; Consisting Of Twigs Or Other Vegetable Materials Bou	87.000	54.200	141.452	87.180
	962000	Monopods, Bipods, Tripods And Similar Articles	64		600	
	999910	Postal packages n.c.a.k	6.918	6.651	234.345	116.761
	030510	Fish; Flours, Meals And Pellets, Fit For Human Consumption	7	4	20	5
	080290	Nuts, Edible; N.e.c. In Heading No. 0801 And 0802, Fresh Or Dried, Whether Or Not Shelled O		296.291		629.943
	441294	Blockboard, Laminboard And Battenboard (not Bamboo, And Other Than Ply	9.945.034	9.727.303	4.917.358	5.788.091
	841931	Dryers; For Agricultural Products, Not Used For Domestic Purposes	1.036		50.000	
	940190	Seat; Parts		3		0
	940390	Furniture; Parts	37.840	13.474	69.720	27.205
Total Lampung			**11.152.008.149**	**13.094.297.385**	**3.144.753.665**	**4.844.030.456**

https://www.bps.go.id

Tabel 2. Ekspor Provinsi Asal Barang Dirinci Menurut Kode HS6 Digit, 2020—2021

Provinsi Asal	Kode HS 6	Deskripsi HS 6 Digit	Berat Bersih (Kg)		Nilai FOB (US$)	
			2020	2021	2020	2021
(1)	(2)	(3)	(4)	(5)	(6)	(7)
Kepulauan Bangka Belitung						
	030199	Fish; Live, N.e.c. In Heading 0301	62.700	61.650	376.200	369.900
	030229	Fish; Fresh Or Chilled, Flat Fish, N.e.c. In Item No. 0302.2, Excluding Fillets, Fi	58.900	842.870	99.325	1.086.969
	030249	Fish; Fresh Or Chilled, N.e.c. In Item No. 0302.4, Excluding Fillets, Fish Meat C	689.590	477.470	3.377.151	1.620.994
	030282	Fish; Fresh Or Chilled, Rays And Skates (rajidae), Excluding Fillets, Fish Meat Of 0304, And Edib		21.350		36.243
	030289	Fish; Fresh Or Chilled, N.e.c. In Heading 0302, Excluding Fillets, Fish Meat Of (	6.230.760	5.186.300	12.016.732	9.471.505
	030359	Fish; Frozen, N.e.c. In Item No. 0303.5, Excluding Fillets, Fish Meat Of 0304, A	11.904	1.681	61.057	9.096
	030389	Fish; Frozen, N.e.c. In Heading 0303, Excluding Fillets, Fish Meat Of 0304, Anc	135.439	9.699	298.660	40.078
	030489	Fish Fillets; Frozen, Of Fish N.e.c. In Heading 0304.8	689.744	690.926	2.733.854	3.009.957
	030559	Fish; Dried, Whether Or Not Salted But Not Smoked, Other Than Edible Fish C	3.939		17.097	
	030611	Crustaceans; Frozen, Rock Lobsters And Other Sea Crawfish (palinurus Spp., F	10.935	6.985	108.995	65.705
	030614	Crustaceans; Frozen, Crabs, In Shell Or Not, Smoked, Cooked Or Not Before Or During Smoking		101		706
	030617	Crustaceans; Frozen, Shrimps And Prawns, Excluding Cold-water Varieties, In	21.820	1.150	168.117	4.064
	030619	Crustaceans; Frozen, N.e.c. In Item No. 0306.1, In Shell Or Not, Smoked, Cooked Or Not Before		3.760		31.133
	030633	Crustaceans; Live, Fresh Or Chilled, Crabs, Whether In Shell Or Not	484.160	322.560	1.081.814	692.815
	030636	Crustaceans; Live, Fresh Or Chilled, Shrimps And Prawns Excluding Cold-wate	155.650	92.260	896.990	380.725
	030693	Crustaceans; Crabs, Smoked, Cooked Or Not, Whether In Shell Or Not, Whetl	625	313	8.000	4.343
	030722	Molluscs; Scallops, Whether In Shell Or Not, Including Queen Scallops Of The	12.000		33.120	
	030742	Molluscs; Cuttle Fish And Squid, Whether In Shell Or Not, Live, Fresh Or Chille	11.690	407.330	11.182	1.443.090
	030743	Molluscs; Cuttle Fish And Squid, Whether In Shell Or Not, Includes Flours, Me	394.598	425.842	1.411.635	1.286.366
	030752	Molluscs; Octopus (octopus Spp.), Frozen	500		2.295	
	030760	Molluscs; Snails, Other Than Sea Snails, Whether In Shell Or Not, Live, Fresh,	33.694	26.300	87.383	57.082
	030772	Molluscs; Clams, Cockles, Ark Shells (arcidae, Arcticidae, Cardiidae, Donacida	11.340		31.752	
	030792	Molluscs; N.e.c. In Heading 0307, Whether In Shell Or Not, Includes Flours, M	17.580	12.040	36.456	33.230
	030830	Aquatic Invertebrates; Jellyfish (rhopilema Spp.), Live, Fresh, Chilled, Frozen, Dried, Salted Or I		239.560		601.174
	090411	Spices; Pepper (of The Genus Piper), Neither Crushed Nor Ground	6.099.330	4.105.985	23.595.524	23.866.134
	090412	Spices; Pepper (of The Genus Piper), Crushed Or Ground		71.000		377.646
	090710	Spices; Cloves (whole Fruit, Cloves And Stems), Neither Crushed Nor Ground		1.000		4.975
	110814	Starch; Manioc (cassava)	603.000	3.682.000	229.328	1.465.729
	130190	Natural Gums, Resins, Gum-resins And Oleoresins, N.e.c. In Heading No. 1301	14.000		34.040	
	140490	Vegetable Products; N.e.c. In Chapter 14	9.602.093	10.400	739.361	5.852
	151110	Vegetable Oils; Palm Oil And Its Fractions, Crude, Not Chemically Modified	18.214.070	3.000.770	11.770.357	3.418.198
	151190	Vegetable Oils; Palm Oil And Its Fractions, Other Than Crude, Whether Or No	231.840.088	231.655.208	155.373.118	251.351.946
	160420	Fish Preparations; Fish Minced Or In Forms N.e.c. In Heading No. 1604, Prepared Or Preserved		1.089		16.223
	160510	Crustacean Preparations; Crab, Prepared Or Preserved		832		9.895
	190490	Food Preparations; Cereal Or Cereal Products (excluding Maize), In Grain Form, Pre-cooked Or		3		5
	210690	Food Preparations; N.e.c. In Item No. 2106.10		181		53
	230660	Oil-cake And Other Solid Residues; Whether Or Not Ground Or In The Form C	27.500.000	36.400.000	3.383.250	5.558.478
	230690	Oil-cake And Other Solid Residues; Whether Or Not Ground Or In The Form C	124.310		71.378	
	250700	Kaolin And Other Kaolinic Clays; Whether Or Not Calcined	72.203.361	136.495.399	6.532.918	11.264.110
	260900	Tin Ores And Concentrates		40		12
	261510	Zirconium Ores And Concentrates	710.771	1.350.000	804.000	2.074.250
	284430	Uranium; Depleted In U235, Thorium, Their Compounds, Alloys, Dispersions (	10	213	1	20
	382319	Industrial Monocarboxylic Fatty Acids; Acid Oils From Refining; (other Than St	10.641.694	10.109.493	6.599.313	9.935.769
	400122	Rubber; Technically Specified Natural Rubber (tsnr), In Primary Forms Or In P	13.945.720	12.577.320	18.388.488	21.096.340
	400280	Rubber; Mixtures Of Natural And Synthetic Rubbers Of Heading No. 4001 Anc	9.273.600	443.520	11.079.011	589.201
	491199	Printed Matter; N.e.c. In Heading No. 4911		9		10
	610990	T-shirts, Singlets And Other Vests; Of Textile Materials (other Than Cotton), Knitted Or Crochet		1		22
	611699	Gloves, Mittens And Mitts; Of Textile Materials (other Than Wool Or Fine Animal Hair, Cotton (		3		35
	630790	Textiles; Made Up Articles (including Dress Patterns), N.e.c. In Chapter 63, N.	2		0	
	800110	Tin; Unwrought, Not Alloyed	60.114.914	71.585.939	1.029.658.713	2.320.759.495
	960310	Brooms And Brushes; Consisting Of Twigs Or Other Vegetable Materials Boun	22.240		12.650	
	999910	Postal packages n.c.a.k	773	592	33.991	11.127
	041000	Animal Products; Edible, N.e.c. In This Or Other Chapters	1		125	
Total Kepulauan Bangka Belitung			**469.947.544**	**520.321.141**	**1.291.163.381**	**2.672.050.698**

https://www.bps.go.id

Tabel 2. Ekspor Provinsi Asal Barang Dirinci Menurut Kode HS6 Digit, 2020—2021

Provinsi Asal	Kode HS 6	Deskripsi HS 6 Digit	Berat Bersih (Kg)		Nilai FOB (US$)	
			2020	2021	2020	2021
(1)	(2)	(3)	(4)	(5)	(6)	(7)
Kepulauan Riau						
	010392	Swine; Live, Other Than Pure-bred Breeding Animals, Weighing 50kg Or Mor	32.751.106	25.167.463	75.489.693	55.854.927
	010620	Reptiles; Live (including Snakes And Turtles)	73.411	33.425	233.900	108.965
	020712	Meat And Edible Offal; Of Fowls Of The Species Gallus Domesticus, Not Cut I	250		124	
	021099	Meat And Edible Meat Offal; Salted, In Brine, Dried Or Smoked, And Edible Flours And Meals (		440		976
	030111	Fish; Live, Ornamental, Freshwater	3.010	175	516.755	61.250
	030119	Fish; Live, Ornamental, Other Than Freshwater	600		30.000	
	030199	Fish; Live, N.e.c. In Heading 0301	429.307	408.497	2.439.768	2.299.076
	030223	Fish; Fresh Or Chilled, Sole (solea Spp.), Excluding Fillets, Fish Meat Of 0304, And Edible Fish C		52.280		53.781
	030229	Fish; Fresh Or Chilled, Flat Fish, N.e.c. In Item No. 0302.2, Excluding Fillets, F	8.060	9.000	6.141	6.897
	030246	Fish; Fresh Or Chilled, Cobia (rachycentron Canadum), Excluding Fillets, Fish	3.010		1.292	
	030249	Fish; Fresh Or Chilled, N.e.c. In Item No. 0302.4, Excluding Fillets, Fish Meat (	253.356	176.320	620.540	436.817
	030279	Fish; Fresh Or Chilled, Nile Perch (lates Niloticus) And Snakeheads (channa Spp.), Excluding Fil		96.560		100.084
	030282	Fish; Fresh Or Chilled, Rays And Skates (rajidae), Excluding Fillets, Fish Meat	4.715	1.382	10.177	2.177
	030285	Fish; Fresh Or Chilled, Seabream (sparidae), Excluding Fillets, Fish Meat Of 03	600	3.440	650	4.419
	030289	Fish; Fresh Or Chilled, N.e.c. In Heading 0302, Excluding Fillets, Fish Meat Of	11.208.335	10.405.630	20.603.114	19.327.104
	030342	Fish; Frozen, Yellowfin Tunas (thunnus Albacares), Excluding Fillets, Fish Meat Of 0304, And E		12.472		109.296
	030343	Fish; Frozen, Skipjack Or Stripe-bellied Bonito, Excluding Fillets, Fish Meat Of	150.000		197.141	
	030389	Fish; Frozen, N.e.c. In Heading 0303, Excluding Fillets, Fish Meat Of 0304, An	16.845	7.357	86.659	36.622
	030391	Fish; Frozen, Livers, Roes And Milt		15		83
	030399	Fish; Frozen, Fish Fins (other Than Shark Fins), Heads, Tails, Maws And Other Edible Fish Offal		19.808		97.687
	030447	Fish Fillets; Fresh Or Chilled, Dogfish And Other Sharks		1.163		1.545
	030449	Fish Fillets; Fresh Or Chilled, Other Than Fish Of Heading 0304.4		3.600		8.761
	030459	Fish Meat; Excluding Fillets, Whether Or Not Minced; Fresh Or Chilled, Of Fish N.e.c. In Item N		2.989		3.436
	030487	Fish Fillets; Frozen, Tunas (of The Genus Thunnus), Skipjack Or Stripe-bellied Bonito (euthynnu		26.394		216.105
	030489	Fish Fillets; Frozen, Of Fish N.e.c. In Heading 0304.8	28.415	87.288	168.682	391.423
	030493	Fish Meat, Excluding Fillets, Whether Or Not Minced; Frozen, Tilapias, Catfis	4.125	10.560	36.949	109.244
	030499	Fish Meat, Excluding Fillets, Whether Or Not Minced; Frozen, N.e.c. In Item	5.310	405	46.881	910
	030520	Fish; Livers, Roes And Milt Of Fish, Dried, Smoked, Salted Or In Brine	6.155		65.839	
	030559	Fish; Dried, Whether Or Not Salted But Not Smoked, Other Than Edible Fish Offal, N.e.c. In Ite		34.395		161.643
	030571	Fish; Edible Offal, Shark Fins	8.737	13.832	191.321	557.056
	030572	Fish; Edible Offal, Fish Heads, Tails And Maws	734	360	10.760	5.313
	030579	Fish; Edible Offal, Other Than Shark Fins, Fish Heads, Tails And Maws	1.989	3.583	17.375	95.270
	030617	Crustaceans; Frozen, Shrimps And Prawns, Excluding Cold-water Varieties, Ir	78.185	47.300	49.466	32.004
	030619	Crustaceans; Frozen, N.e.c. In Item No. 0306.1, In Shell Or Not, Smoked, Coo	12.000		8.796	
	030631	Crustaceans; Live, Fresh Or Chilled, Rock Lobsters And Other Sea Crawfish (p	9.281	11.645	130.502	171.851
	030632	Crustaceans; Live, Fresh Or Chilled, Lobsters (homarus Spp.), Whether In She	4.464	999	36.820	10.489
	030633	Crustaceans; Live, Fresh Or Chilled, Crabs, Whether In Shell Or Not	391.799	366.938	2.193.501	2.341.064
	030636	Crustaceans; Live, Fresh Or Chilled, Shrimps And Prawns Excluding Cold-wat	908.507	1.708.553	4.269.152	7.765.065
	030639	Crustaceans; Live, Fresh Or Chilled, N.e.c. In Item No. 0306.3, In Shell Or Not	26.000		14.804	
	030742	Molluscs; Cuttle Fish And Squid, Whether In Shell Or Not, Live, Fresh Or Chill	1.680	6.360	3.940	13.383
	030743	Molluscs; Cuttle Fish And Squid, Whether In Shell Or Not, Includes Flours, M	23	1.440	67	3.484
	030749	Molluscs; Cuttle Fish And Squid, Whether In Shell Or Not, Includes Flours, Meals, And Pellets (		3.043		68.496
	030752	Molluscs; Octopus (octopus Spp.), Frozen	35.667		167.862	
	030760	Molluscs; Snails, Other Than Sea Snails, Whether In Shell Or Not, Live, Fresh,	1.020		1.465	
	030771	Molluscs; Clams, Cockles And Ark Shells (families Arcidae, Arcticidae, Cardiid	2.950		1.062	
	030819	Aquatic Invertebrates; Sea Cucumbers (stichopus Japonicus, Holothuroidea),	310	997	3.341	199.065
	030821	Aquatic Invertebrates; Sea Urchins (strongylocentrotus Spp., Paracentrotus I	20		53	
	040110	Dairy Produce; Milk And Cream, Not Concentrated, Not Containing Added Sugar Or Other Swe		600		947
	040140	Dairy Produce; Milk And Cream, Not Concentrated, Not Containing Added S	73.261	67.408	143.685	81.555
	040210	Dairy Produce; Milk And Cream, Concentrated Or Containing Added Sugar Or Other Sweetenir		2.510		4.068
	040299	Dairy Produce; Milk And Cream, Containing Added Sugar Or Other Sweetenir	10.400	6	11.465	8
	040390	Dairy Produce; Buttermilk, Curdled Milk Or Cream, Kephir, Fermented Or Ac	1.503	2.400	350	1.789
	040410	Dairy Produce; Whey, Whether Or Not Concentrated Or Containing Added S	90		312	
	040510	Dairy Produce; Derived From Milk, Butter	9		209	
	040590	Dairy Produce; Fats And Oils Derived From Milk (other Than Butter Or Dairy Spreads)		4		67
	040620	Dairy Produce; Cheese Of All Kinds, Grated Or Powdered	4.700	3.513	3.387	2.631
	040630	Dairy Produce; Cheese, Processed (not Grated Or Powdered)		10		2
	040690	Dairy Produce; Cheese (not Grated, Powdered Or Processed), N.e.c. In Heading No. 0406		13		137
	040721	Birds' Eggs, In Shell; Fresh, Not For Incubation, Of Fowls Of The Species Gallus Domesticus (do		76		362
	040900	Honey; Natural	76.554	89.891	252.458	689.535

https://riau.bps.go.id

Tabel 2. Ekspor Provinsi Asal Barang Dirinci Menurut Kode HS6 Digit, 2020—2021

Provinsi Asal	Kode HS 6	Deskripsi HS 6 Digit	Berat Bersih (Kg)		Nilai FOB (US$)	
			2020	2021	2020	2021
(1)	(2)	(3)	(4)	(5)	(6)	(7)
Kepulauan Riau						
	050800	Animal Products; Coral And Similar Materials, Shells Of Molluscs, Crustaceans, Echinoderms, (		26.000		15.983
	060120	Plants, Live; Bulbs, Tubers, Tuberous Roots, Corms, Crowns And Rhizomes, In Growth Or In Flc		2		200
	060210	Plants, Live; Unrooted Cuttings And Slips	6.313	28.847	23.090	90.878
	060290	Plants, Live; N.e.c. In Heading No. 0602	220	16.290	1.125	60.675
	060420	Foliage, Branches And Other Parts Of Plants, Without Flowers Or Flower Bud	1.348	987	635	846
	070190	Vegetables; Potatoes (other Than Seed), Fresh Or Chilled	7.050	5.352	1.167	1.050
	070200	Vegetables; Tomatoes, Fresh Or Chilled		574		817
	070310	Vegetables, Alliaceous; Onions And Shallots, Fresh Or Chilled	23.500	17.900	9.318	7.360
	070320	Vegetables, Alliaceous; Garlic, Fresh Or Chilled		30		55
	070410	Vegetables, Brassica; Cauliflowers And Headed Broccoli, Fresh Or Chilled		25		63
	070490	Vegetables, Brassica; Edible, N.e.c. In Heading No. 0704, Fresh Or Chilled	7.041	280.796	12.205	593.693
	070511	Vegetables; Cabbage (head) Lettuce (lactuca Sativa), Fresh Or Chilled		15.120		35.025
	070519	Vegetables; Lettuce (lactuca Sativa), (other Than Cabbage Lettuce), Fresh Or Chilled		5.530		10.891
	070610	Vegetables, Root; Carrots And Turnips, Fresh Or Chilled		30		32
	070690	Vegetables, Root; Salad Beetroot, Salsify, Celeric, Radishes And Similar Edible Roots, Fresh Or		35		68
	070700	Vegetables; Cucumbers And Gherkins, Fresh Or Chilled		70		70
	070810	Vegetables, Leguminous; Peas (pisum Sativum), Shelled Or Unshelled, Fresh Or Chilled		65		117
	070820	Vegetables, Leguminous; Beans (vigna Spp., Phaseolus Spp.), Shelled Or Unshelled, Fresh Or C		70		116
	070890	Vegetables, Leguminous; (other Than Peas And Beans), Shelled Or Unshelled	12.736	18.168	1.180	4.951
	070930	Vegetables; Aubergines, (e.g. Plants), Fresh Or Chilled	1.000	3.545	190	146
	070951	Vegetables; Mushrooms Of The Genus Agaricus, Fresh Or Chilled		2		6
	070959	Vegetables; Truffles And Mushrooms (other Than Of The Genus Agaricus), Fr	600		195	
	070960	Vegetables; Fruits Of The Genus Capsicum Or Of The Genus Pimenta, Fresh Or Chilled		137		462
	070970	Vegetables; Spinach, New Zealand Spinach And Orache Spinach (garden Spinach), Fresh Or Ch		10		8
	070993	Vegetables; Pumpkins, Squash And Gourds (cucurbita Spp.), Fresh Or Chilled	1.000	755	2.330	754
	070999	Vegetables; Edible, N.e.c. In Chapter 07, Fresh Or Chilled	1.670	33.670	258	87.515
	071010	Vegetables; Potatoes, Uncooked Or Cooked By Steaming Or Boiling In Water, Frozen		2		9
	071040	Vegetables; Sweetcorn, Uncooked Or Cooked By Steaming Or Boiling In Wat	835		517	
	071080	Vegetables; Uncooked Or Cooked By Steaming Or Boiling In Water, N.e.c. In	966		817	
	071090	Vegetable Mixtures; Uncooked Or Cooked By Steaming Or Boiling In Water, Frozen		60		84
	071220	Vegetables; Onions, Whole, Cut, Sliced, Broken Or In Powder But Not Furthe	3.600		1.753	
	071239	Vegetables; Mushrooms, Other Than The Genus Agaricus And Truffles, Whol	26.398	50.802	9.429	11.716
	071290	Vegetables; Mixtures Of Vegetables N.e.c. In Heading No. 0712, Whole, Cut, Sliced, Broken Or		90		126
	071410	Vegetable Roots And Tubers; Manioc (cassava), With High Starch Or Inulin C	376	20	58	14
	071420	Vegetable Roots And Tubers; Sweet Potatoes, With High Starch Or Inulin Cor	4.800	8.276	1.180	1.573
	071430	Vegetable Roots And Tubers; Yams (dioscorea Spp.) With High Starch Or Inulin Content, Fresh		40		53
	071440	Vegetable Roots And Tubers; Taro (colocasia Spp.) With High Starch Or Inulin Content, Fresh, (		20		14
	080111	Nuts, Edible; Coconuts, Desiccated	1.702.970	2.157.900	2.999.148	4.264.220
	080112	Nuts, Edible; Coconuts, In The Inner Shell (endocarp)	1.225.962	5.582.219	284.449	1.450.938
	080119	Nuts, Edible; Coconuts, Fresh Or Dried, Other Than Desiccated Or In The Inn	22.878.264	19.636.360	13.572.099	15.512.462
	080122	Nuts, Edible; Brazil Nuts, Fresh Or Dried, Shelled	207.200	96.800	19.073	10.790
	080212	Nuts, Edible; Almonds, Fresh Or Dried, Shelled		2		22
	080280	Nuts, Edible; Areca Nuts, Fresh Or Dried, Whether Or Not Shelled Or Peeled	239.040	136.080	164.606	250.096
	080310	Fruit, Edible; Plantains, Fresh Or Dried		38.799		19.506
	080390	Fruit, Edible; Bananas, Other Than Plantains, Fresh Or Dried	1.890	32.106	1.450	3.094
	080430	Fruit, Edible; Pineapples, Fresh Or Dried		33		37
	080440	Fruit, Edible; Avocados, Fresh Or Dried	24.950	21.120	3.181	2.605
	080450	Fruit, Edible; Guavas, Mangoes And Mangosteens, Fresh Or Dried	17.970	14.328	2.056	962
	080510	Fruit, Edible; Oranges, Fresh Or Dried	13.660	32.838	722	715
	080529	Fruit, Edible; Tangelos, Wilkings And Similar Citrus Hybrid, Fresh Or Dried	3.718		311	
	080550	Fruit, Edible; Lemons (citrus Limon, Citrus Limonum), Limes (citrus Aurantifolia , Citrus Latifolia		10		24
	080620	Fruit, Edible; Grapes, Dried		2		13
	080711	Fruit, Edible; Watermelons, Fresh		143		103
	080719	Fruit, Edible; Melons, Other Than Watermelons, Fresh		60		72
	080720	Fruit, Edible; Papaws (papayas), Fresh		25		28
	080810	Fruit, Edible; Apples, Fresh		50		172
	080940	Fruit, Edible; Plums And Sloes, Fresh	4.770		703	
	081060	Fruit, Edible; Durians, Fresh	800	141	49	573
	081090	Fruit, Edible; Fruits N.e.c. In Heading No. 0801 To 0810, Fresh	49.635	100.868	7.007	11.005
	081190	Fruit, Edible; Fruit And Nuts N.e.c. In Heading No. 0811, Uncooked Or Cooked, Frozen Whethe		473		240

https://www.bps.go.id

Tabel 2. Ekspor Provinsi Asal Barang Dirinci Menurut Kode HS6 Digit, 2020—2021

Provinsi Asal	Kode HS 6	Deskripsi HS 6 Digit	Berat Bersih (Kg)		Nilai FOB (US$)	
			2020	2021	2020	2021
(1)	(2)	(3)	(4)	(5)	(6)	(7)
Kepulauan Riau						
	081350	Nuts, Edible; Mixtures Of Nuts Or Dried Fruits Of Chapter 08	590	4	86	34
	090111	Coffee; Not Roasted Or Decaffeinated		6		100
	090112	Coffee; Decaffeinated, Not Roasted		3		46
	090121	Coffee; Roasted, Not Decaffeinated		3		49
	090210	Tea, Green; (not Fermented), In Immediate Packings Of A Content Not Excee	2.326	3.406	1.706	1.647
	090220	Tea, Green; (not Fermented), In Immediate Packings Of A Content Exceeding	3.196	658	471	97
	090230	Tea, Black; (fermented) And Partly Fermented Tea, In Immediate Packings O	153	1	1.377	3
	090240	Tea, Black; (fermented) And Partly Fermented Tea, In Immediate Packings Of A Content Excee		224		797
	090411	Spices; Pepper (of The Genus Piper), Neither Crushed Nor Ground	138.865	113.215	545.200	678.173
	090412	Spices; Pepper (of The Genus Piper), Crushed Or Ground		2.935		11.014
	090421	Spices; Fruits Of The Genus Capsicum Or Pimenta, Dried, Neither Crushed N	26.830	4.160	8.216	701
	090422	Spices; Fruits Of The Genus Capsicum Or Pimenta, Crushed Or Ground	96	9.931	692	4.141
	090520	Spices; Vanilla, Crushed Or Ground	250		1.984	
	090611	Spices; Cinnamon (cinnamomum Zeylanicum Blume), Neither Crushed Nor G	12.160	2.984	68.944	19.364
	090619	Spices; Cinnamon And Cinnamon-tree Flowers, Other Than Cinnamon (cinna	150		1.012	
	090620	Spices; Cinnamon And Cinnamon-tree Flowers, Crushed Or Ground		2.480		16.256
	090710	Spices; Cloves (whole Fruit, Cloves And Stems), Neither Crushed Nor Ground	2.945	1.067	4.875	2.444
	090811	Spices; Nutmeg, Neither Crushed Nor Ground	629	5	2.739	46
	090831	Spices; Cardamoms, Neither Crushed Nor Ground		1		69
	090921	Spices; Coriander Seeds, Neither Crushed Nor Ground		5		9
	090922	Spices; Coriander Seeds, Crushed Or Ground	111		1.023	
	090932	Spices; Cumin Seeds, Crushed Or Ground	276	2	164	11
	090962	Spices; Seeds Of Anise, Badian, Caraway Or Fennel; Juniper Berries, Crushed Or Ground		1		9
	091011	Spices; Ginger, Neither Crushed Nor Ground	26.582	12.868	7.710	3.659
	091012	Spices; Ginger, Crushed Or Ground	36		454	
	091030	Spices; Turmeric (curcuma)	20.099	12.696	6.819	4.408
	091091	Spices; Mixtures Of 2 Or More Products Of Different Headings	14.769	3.280	4.514	508
	091099	Spices; N.e.c. In Heading No. 0910	42.799	64.541	75.387	88.831
	100590	Cereals; Maize (corn), Other Than Seed	15.000	17	4.653	16
	100610	Cereals; Rice In The Husk (paddy Or Rough)		375		363
	110100	Wheat Or Meslin Flour	8.500	26.108	3.657	4.543
	110290	Cereal Flours; Other Than Wheat, Meslin, And Maize (corn)	18	136	17	228
	110510	Flour, Meal And Powder; Of Potatoes	18	48	28	40
	110620	Flour, Meal And Powder; Of Sago Or Of Roots Or Tubers Of Heading No. 0714		10		1
	120242	Ground-nuts; Other Than Seed, Not Roasted Or Otherwise Cooked, Shelled,	65.632	993	15.492	358
	120300	Copra	601.797	1.014.565	512.813	960.557
	120750	Oil Seeds; Mustard Seeds, Whether Or Not Broken		1		8
	120991	Seeds; Vegetable Seeds, Of A Kind Used For Sowing		200		39
	120999	Seeds; N.e.c. In Heading 1209, Of A Kind Used For Sowing	3.700	5.000	717	567
	121221	Seaweeds And Other Algae; Fit For Human Consumption, Fresh, Chilled, Fro	643.220	711.265	212.174	278.193
	121229	Seaweeds And Other Algae; Not Fit For Human Consumption, Fresh, Chilled,	370.000	6.183.372	72.940	1.341.292
	121410	Lucerne (alfalfa) Meal And Pellets		189		200
	130190	Natural Gums, Resins, Gum-resins And Oleoresins, N.e.c. In Heading No. 130	170.823	203.548	555.833	1.066.838
	130219	Vegetable Saps And Extracts; N.e.c. In Item No. 1302.1	54.920		166	
	130231	Mucilages And Thickeners; Agar-agar, Whether Or Not Modified, Derived Fr	400	840	110	1.620
	130239	Mucilages And Thickeners; Whether Or Not Modified, Derived From Vegeta	12		30	
	140190	Vegetable Materials Of A Kind Used Primarily For Plaiting; N.e.c. In Heading	89.190	43.500	8.919	4.350
	140420	Vegetable Products; Cotton Linters	73		126	
	140490	Vegetable Products; N.e.c. In Chapter 14	132.060	98.040	251.393	195.540
	150790	Vegetable Oils; Soya-bean Oil And Its Fractions, Other Than Crude, Whether	0		2	
	151110	Vegetable Oils; Palm Oil And Its Fractions, Crude, Not Chemically Modified	445.189.637	39.249.581	303.642.054	42.716.805
	151190	Vegetable Oils; Palm Oil And Its Fractions, Other Than Crude, Whether Or N	826.388.687	839.016.244	569.856.862	900.346.646
	151219	Vegetable Oils; Sunflower Seed Or Safflower Oil And Their Fractions, Other Than Crude, Whet		175		626
	151311	Vegetable Oils; Coconut (copra) Oil And Its Fractions, Crude, Not Chemically	4.000.000		3.640.000	
	151321	Vegetable Oils; Palm Kernel Or Babassu Oil And Their Fractions, Crude, Not	4.001.152		2.609.626	
	151329	Vegetable Oils; Palm Kernel Or Babassu Oil And Their Fractions, Other Than	73.928.703	92.499.114	59.665.693	124.349.383
	151620	Vegetable Fats And Oils And Their Fractions; Partly Or Wholly Hydrogenated	10.288.917	25.776.437	12.658.015	40.156.444
	151710	Margarine; Excluding Liquid Margarine		82		186
	151790	Edible Mixtures Or Preparations Of Animal Or Vegetable Fats Or Oils Or Of F	2.118.300	49.876.215	1.825.926	54.494.833
	151800	Animal Or Vegetable Fats And Oils And Their Fractions; Oxidised, Boiled Or	387.170	622.097	227.374	584.408

https://www.bps.go.id

Tabel 2. Ekspor Provinsi Asal Barang Dirinci Menurut Kode HS6 Digit, 2020—2021

Provinsi Asal	Kode HS 6	Deskripsi HS 6 Digit	Berat Bersih (Kg)		Nilai FOB (US$)	
			2020	2021	2020	2021
(1)	(2)	(3)	(4)	(5)	(6)	(7)
Kepulauan Riau						
	152000	Glycerol, Crude; Glycerol Waters And Glycerol Lyes	20.800.770	26.011.692	4.720.155	13.644.859
	160220	Meat Preparations; Of The Prepared Or Preserved Liver Of Any Animal (exclu	4.766		74.763	
	160529	Crustacean Preparations; Shrimps And Prawns, Prepared Or Preserved, In Ai	130.571	171.568	1.481.203	1.823.700
	160530	Crustacean Preparations; Lobster, Prepared Or Preserved	27.495	49.150	135.856	247.145
	160556	Mollusc Preparations; Clams, Cockles And Arkshells, Prepared Or Preserved	189.212	133.044	119.805	79.671
	160561	Aquatic Invertebrates; Sea Cucumbers, Prepared Or Preserved	572		121.745	
	170199	Sugars; Sucrose, Chemically Pure, In Solid Form, Not Containing Added Flavo	188.499	438.670	68.277	189.564
	170219	Sugars; Lactose And Lactose Syrup, Containing By Weight Less Than 99% Lac	120.600	508.389	24.633	115.613
	170290	Sugars; N.e.c. In Heading No. 1702, Including Invert Sugar And Other Sugar A	97.537	83.944	25.946	26.428
	170390	Sugars; Molasses, From Sugar Beet, Resulting From The Extraction Or Refining Of Sugar		184		186
	170410	Sugar Confectionery; Chewing Gum, Whether Or Not Sugar-coated, Not Con	5.259	12.494	13.355	4.061
	170490	Sugar Confectionery; (excluding Chewing Gum, Including White Chocolate), I	6.639	5.219	9.558	10.836
	180100	Cocoa Beans; Whole Or Broken, Raw Or Roasted		2		2
	180200	Cocoa; Shells, Husks, Skins And Other Cocoa Waste	7.182.286	4.106.452	779.177	575.295
	180310	Cocoa; Paste, Not Defatted	1.284.200	1.560.265	5.303.560	4.274.761
	180320	Cocoa; Paste, Wholly Or Partly Defatted	29.402.409	31.543.960	44.480.709	59.388.507
	180400	Cocoa; Butter, Fat And Oil	39.612.001	38.287.016	211.675.075	177.634.672
	180500	Cocoa; Powder, Not Containing Added Sugar Or Other Sweetening Matter	21.312.814	18.788.216	35.797.773	39.349.290
	180610	Cocoa; Powder, Containing Added Sugar Or Other Sweetening Matter	284	191	537	239
	180620	Chocolate & Other Food Preparations Containing Cocoa; In Blocks, Slabs Or I	1.461	12.364	2.140	11.888
	180631	Chocolate And Other Food Preparations Containing Cocoa; In Blocks, Slabs C	70		522	
	180690	Chocolate And Other Food Preparations Containing Cocoa; N.e.c. In Chapter	1.073	3.121	2.483	4.345
	190190	Food Preparations; Of Flour, Meal, Starch, Malt Extract Or Milk Products, For	356.092	483.326	88.495	165.980
	190211	Food Preparations; Pasta, Containing Eggs, Uncooked, Not Stuffed Or Otherw	610	334	152	154
	190219	Food Preparations; Pasta, Uncooked (excluding That Containing Eggs), Not S	10.385	14.192	6.889	10.594
	190230	Food Preparations; Pasta (excluding Stuffed), Cooked Or Otherwise Preparec	192.207	60.732	63.633	22.846
	190410	Food Preparations; Obtained By The Swelling Or Roasting Of Cereals Or Cere	60.923	11.828	16.510	2.370
	190420	Food Preparations; Obtained From Unroasted Cereal Flakes Or From Mixture	1.272	1.817	3.777	2.870
	190490	Food Preparations; Cereal Or Cereal Products (excluding Maize), In Grain For	610	621	1.520	1.467
	190510	Food Preparations; Crispbread, Whether Or Not Containing Cocoa	16.401	18.282	26.356	5.650
	190520	Food Preparations; Gingerbread And The Like, Whether Or Not Containing C	167	75	232	110
	190531	Food Preparations; Sweet Biscuits, Whether Or Not Containing Cocoa	11.034	2.073	3.706	2.399
	190532	Food Preparations; Waffles And Wafers, Whether Or Not Containing Cocoa	735	2.066	1.457	3.008
	190540	Food Preparations; Rusks, Toasted Bread And Similar Toasted Products, Whe	1.688	115	2.954	361
	190590	Food Preparations; Bakers' Wares N.e.c. In Heading No. 1605, Whether Or N	212.465	179.128	112.975	139.636
	200190	Vegetable Preparations; Vegetables, Fruit, Nuts And Other Edible Parts Of Pl	5.150		973	
	200290	Vegetable Preparations; Tomatoes, (other Than Whole Or In Pieces), Prepared Or Preserved C		28		135
	200410	Vegetable Preparations; Potatoes, Prepared Or Preserved Otherwise Than B	18.824	1.382	22.704	1.376
	200490	Vegetable Preparations; Vegetables And Mixtures Of Vegetables (excluding Potatoes), Prepare		10		25
	200520	Vegetable Preparations; Potatoes, Prepared Or Preserved Otherwise Than By Vinegar Or Acet		964		3.162
	200559	Vegetable Preparations; Beans, (not Shelled), Prepared Or Preserved Otherw	15.788	19.751	7.596	18.878
	200599	Vegetable Preparations; Vegetables And Mixtures Of Vegetables N.e.c. In He	125.479	149.064	48.053	59.157
	200799	Jams, Fruit Jellies, Marmalades, Purees And Pastes; Of Fruit Or Nuts N.e.c. In	17.000	1.079	35.904	3.222
	200811	Nuts; Ground-nuts, Whether Or Not Containing Added Sugar, Other Sweeter	4.649	11.286	11.129	23.012
	200819	Nuts And Other Seeds; Whether Or Not Containing Added Sugar, Other Swe	1.300		129	
	200830	Fruit; Citrus, Prepared Or Preserved In Ways N.e.c. In Heading No. 2007, Wh	13.270	13.300	1.500	1.557
	200893	Fruit; Cranberries (vaccinium Macrocarpon, Vaccinium Oxycoccos, Vacciniun	1.520		186	
	200897	Fruit, Nuts And Other Edible Parts Of Plants; Mixtures (other Than Those Of	2.050	250	845	104
	200899	Fruit, Nuts And Other Edible Parts Of Plants; Prepared Or Preserved, Whethe	372	12.885	132	1.677
	200939	Juice; Of Single Citrus Fruit (excluding Orange Or Grapefruit), Of A Brix Value	91		335	
	200981	Juice; Cranberry (vaccinium Macrocarpon, Vaccinium Oxycoccos, Vaccinium	20.500	17.000	2.892	2.418
	200990	Juices; Mixtures Of Fruits Or Vegetables, Unfermented, Not Containing Adde	562	444	1.055	719
	210111	Extracts, Essences And Concentrates; Of Coffee, And Preparations With A Ba	2.019	4.274	2.172	7.126
	210112	Preparations With A Basis Of Extracts, Essences Or Concentrates Or With A E	106.833	624.141	390.321	1.799.946
	210120	Extracts, Essences And Concentrates; Of Tea Or Mate, And Preparations Wit	50.175	182.940	34.814	536.152
	210210	Yeasts; Active	1.274	750	462	263
	210220	Yeasts; Inactive, Other Single-cell Micro-organisms, Dead		2		3
	210230	Baking Powders; Prepared	174	720	230	144
	210310	Sauces; Soya	42.115	39.080	35.526	45.167
	210320	Sauces; Tomato Ketchup And Other Tomato Sauces		524		166

https://riau.bps.go.id

Tabel 2. Ekspor Provinsi Asal Barang Dirinci Menurut Kode HS6 Digit, 2020—2021

Provinsi Asal	Kode HS 6	Deskripsi HS 6 Digit	Berat Bersih (Kg)		Nilai FOB (US$)	
			2020	2021	2020	2021
(1)	(2)	(3)	(4)	(5)	(6)	(7)
Kepulauan Riau						
	210330	Mustard Flour And Meal And Prepared Mustard	87.669	14.023	33.708	6.830
	210390	Sauces And Preparations Therefor; Mixed Condiments And Mixed Seasoning	228.425	259.338	142.398	171.684
	210420	Homogenised Composite Food Preparations		2.488		4.811
	210500	Ice Cream And Other Edible Ice; Whether Or Not Containing Cocoa		868		470
	210690	Food Preparations; N.e.c. In Item No. 2106.10	1.039.631	107.292	1.609.474	110.578
	220110	Waters; Mineral And Aerated, Including Natural Or Artificial, (not Containing	591.178	702.094	67.929	79.900
	220190	Waters; Other Than Mineral And Aerated, (not Containing Added Sugar Or C	18.649	6	3.355	31
	220210	Waters; Including Mineral And Aerated, Containing Added Sugar Or Other Sv	932.503	2.073.309	188.303	430.136
	220299	Non-alcoholic Beverages; Other Than Non-alcoholic Beer, N.e.c. In Item No. :	184.761	93.217	135.985	83.234
	220421	Wine; Still, In Containers Holding 2 Litres Or Less	40.336		25.341	
	220830	Whiskies	1.212		5.702	
	220840	Rum And Other Spirits Obtained By Distilling Fermented Sugar-cane Product:	631		425	
	220860	Vodka	9		3	
	220890	Spirits, Liqueurs And Other Spirituous Beverages; N.e.c. In Heading No. 2208	279		1.412	
	230210	Bran, Sharps And Other Residues; Of Maize (corn), Whether Or Not In The Form Of Pellets, De		6		44
	230630	Oil-cake And Other Solid Residues; Whether Or Not Ground Or In The Form (	3		77	
	230650	Oil-cake And Other Solid Residues; Whether Or Not Ground Or In The Form (	295.415	287.535	210.685	125.561
	230660	Oil-cake And Other Solid Residues; Whether Or Not Ground Or In The Form (	572.320	68.737	116.709	6.702
	230800	Vegetable Materials And Vegetable Waste, Vegetable Residues And By-prod	286.800	220.200	80.403	91.223
	230990	Dog Or Cat Food; (not Put Up For Retail Sale), Used In Animal Feeding	630		3.220	
	240110	Tobacco, (not Stemmed Or Stripped)	27.674	15	13.840	10
	240120	Tobacco; Partly Or Wholly Stemmed Or Stripped	3.020.098	1.714.513	2.623.864	2.309.627
	240130	Tobacco Refuse	51.514	117.740	147.166	464.408
	240220	Cigarettes; Containing Tobacco	10.236.317	10.102.108	38.426.154	37.869.263
	240290	Cigars, Cigarillos And Cheroots; Containing Tobacco Substitutes Including Th	157.959		217.035	
	240319	Tobacco; Smoking, Other Than Water Pipe Tobacco, Whether Or Not Contai	200.656	92.476	540.656	46.239
	240399	Tobacco; Other Than Homogenised Or Reconstituted Or Smoking	312.725	100	63.058	150
	250100	Salt (including Table Salt And Denatured Salt); Pure Sodium Chloride Whether Or Not In Aque		9.131		1.384
	250300	Sulphur Of All Kinds; Other Than Sublimed, Precipitated And Colloidal Sulphur		1		15
	250410	Graphite; Natural, In Powder Or In Flakes	0		10	
	250510	Sands; Natural, Silica And Quartz Sands, Whether Or Not Coloured		208.130.000		3.538.210
	250610	Quartz; Other Than Natural Sands	744.392.000	1.177.415.000	12.113.592	19.643.755
	251310	Pumice Stone, Whether Or Not Heat Treated		500		595
	251320	Emery, Natural Corundum, Natural Garnet And Other Natural Abrasives, Wh	781.815	1.380.000	31.204	71.646
	251620	Sandstone;. Whether Or Not Roughly Trimmed, Cut, By Sawing Etc, Into Bloc	100		50	
	251710	Pebbles, Gravel, Broken Or Crushed Stone; Of A Kind Commonly Used For Cc	6.558.639.000	9.694.659.000	36.264.375	56.068.681
	252310	Cement Clinkers (whether Or Not Coloured)	50		50	
	252329	Cement; Portland, Other Than White, Whether Or Not Artificially Coloured	21.000		2.961	
	252610	Steatite; Natural, (not Crushed Or Powdered), Whether Or Not Roughly Trimmed Or Merely C		2		22
	252620	Steatite; Natural, Crushed, Powdered, Whether Or Not Roughly Trimmed Or Merely Cut, By Sa		100		91
	260600	Aluminium Ores And Concentrates	280.950.000	197.000.010	6.742.800	5.260.945
	262190	Slag And Ash N.e.c. In Chapter 26; Including Seaweed Ash (kelp) But Excludir	45	250	45	250
	270750	Aromatic Hydrocarbon Mixtures; N.e.c. In Heading No. 2707, Of Which 65%	45.550.518	597.099.824	21.602.796	379.226.115
	270799	Oils And Other Products Of The Distillation Of High Temperature Coal Tar; N.	1.383.917.027	1.298.861.945	594.468.082	672.532.789
	270900	Oils; Petroleum Oils And Oils Obtained From Bituminous Minerals, Crude	540.716.523	359.569.172	153.908.387	170.016.191
	271012	Petroleum Oils And Oils From Bituminous Minerals, Not Containing Biodiesel	281.833.202	99.083.889	100.330.481	68.782.417
	271019	Petroleum Oils And Oils From Bituminous Minerals, Not Containing Biodiesel	376.661.603	982.957.715	134.330.577	508.545.468
	271114	Petroleum Gases And Other Gaseous Hydrocarbons; Liquefied, Ethylene, Propylene, Butylene		43.655		350.028
	271121	Petroleum Gases And Other Gaseous Hydrocarbons; In Gaseous State, Natur	3.372.227.594	3.138.800.194	975.025.336	1.403.252.828
	271290	Paraffin Wax; Containing By Weight 0.75% Or More Of Oil, Obtained By Synthesis Or By Other		14		154
	271320	Petroleum Bitumen; Obtained From Bituminous Minerals	4.182.918	17.375.271	1.298.391	6.039.168
	271410	Bituminous Or Oil Shale And Tar Sands	130.340	167.580	43.120	55.468
	271500	Bituminous Mixtures Based On Natural Asphalt, On Natural Bitumen, On Pet	87		225	
	280300	Carbon; Carbon Blacks And Other Forms Of Carbon N.e.c.	724	1	270	124
	280410	Hydrogen	20.040	14.520	2.308	1.094
	280421	Gases, Rare; Argon	98.540	107.720	24.061	37.886
	280429	Gases, Rare; Other Than Argon	26.700	152.935	6.183	94.063
	280430	Nitrogen	275.784	77.490	52.041	9.379
	280440	Oxygen	220.210	264.384	16.833	20.039
	280511	Alkali Or Alkali-earth Metals; Sodium	1.706		215	

https://riau.bps.go.id

Tabel 2. Ekspor Provinsi Asal Barang Dirinci Menurut Kode HS6 Digit, 2020—2021

Provinsi Asal	Kode HS 6	Deskripsi HS 6 Digit	Berat Bersih (Kg)		Nilai FOB (US$)	
			2020	2021	2020	2021
(1)	(2)	(3)	(4)	(5)	(6)	(7)
Kepulauan Riau						
	281000	Oxides Of Boron; Boric Acids	2		89	
	281121	Carbon Dioxide	98.470	48.913	13.028	14.566
	281122	Silicon Dioxide	48.118	34.101	45.983	13.837
	281410	Ammonia; Anhydrous	8.510		6.288	
	281820	Aluminium Oxide; Other Than Artificial Corundum		234.992.008		71.458.076
	282110	Iron Oxides And Hydroxides		10.000		5.500
	283620	Carbonates; Disodium Carbonate		50		981
	284011	Borates; Disodium Tetraborate (refined Borax), Anhydrous	1		200	
	284019	Borates; Disodium Tetraborate (refined Borax), Other Than Anhydrous		1		13
	284290	Salts; Of Inorganic Acids Or Peroxoacids, Other Than Double Or Complex Silicates, Including Al		0		19
	284330	Gold Compounds	1.116	737	47.787.565	33.434.585
	284510	Heavy Water (deuterium Oxide)	14		172	
	284920	Carbides; Of Silicon, Whether Or Not Chemically Defined	245	475	6	20
	285390	Phosphides, Chemically Defined Or Not, Not Ferrophosphorus; Other Inorga	1		123	
	290129	Acyclic Hydrocarbons; Unsaturated, N.e.c. In Heading No. 2901	36.205	73.666	8.992	14.151
	290230	Cyclic Hydrocarbons; Toluene	11.256.384		3.880.117	
	290290	Cyclic Hydrocarbons; N.e.c. In Heading No. 2902	2.400	7.600	4.068	12.726
	290311	Saturated Chlorinated Derivatives Of Acyclic Hydrocarbons; Chloromethane	550		340	
	290319	Saturated Chlorinated Derivatives Of Acyclic Hydrocarbons; N.e.c. In Item No	271		183	
	290410	Derivatives Of Hydrocarbons; Containing Only Sulpho Groups, Their Salts And Ethyl Esters, Wh		4		184
	290511	Alcohols; Saturated Monohydric, Methanol (methyl Alcohol)		0		1
	290512	Alcohols; Saturated Monohydric, Propan-1-ol (propyl Alcohol) And Propan-2	884	10	523	601
	290516	Alcohols; Saturated Monohydric, Octanol (octyl Alcohol) And Isomers Theree	6.235.110	8.065.110	11.271.326	13.072.815
	290517	Alcohols; Saturated Monohydric, Dodecan-1-ol (lauryl Alcohol), Hexadecan-1	31.414.843	37.694.254	35.496.934	57.648.832
	290519	Alcohols; Saturated Monohydric, N.e.c. In Item No. 2905.1	6.439.430	6.583.940	12.871.512	16.846.459
	290529	Alcohols; Acyclic, Unsaturated Monohydric, (other Than Acyclic Terpene Alco	52.260	122.200	175.963	420.223
	290532	Alcohols; Acyclic, Diols; Propylene Glycol (propane-1, 2-diol)	1		147	
	290545	Alcohols; Polyhydric, Glycerol	91.331.660	106.467.378	45.006.757	96.885.983
	290549	Alcohols; Polyhydric, N.e.c. In Item No. 2905.4		2		0
	290919	Ethers; Acyclic, And Their Halogenated, Sulphonated, Nitrated Or Nitrosated	15.140.563	29.423.007	5.979.403	22.290.111
	290943	Ether-alcohols And Their Halogenated, Sulphonated, Nitrated Or Nitrosated Derivatives; Mono		2.262		6.910
	290949	Ether-alcohols And Their Halogenated, Sulphonated, Nitrated Or Nitrosated	24		2.071	
	290960	Alcohol Peroxides, Ether Peroxides, Ketone Peroxides And Their Halogenated	165	30	420	290
	291090	Epoxides, Epoxyalcohols, Epoxyphenols And Epoxyethers; With A Three-membered Ring And		35		493
	291242	Aldehydes; Aldehyde-ethers, Aldehyde-phenols And Aldehydes With Other Oxygen Function,		200		10.925
	291413	Ketones; Acyclic, Without Other Oxygen Function, 4-methylpentan-2-one (m	57		79	
	291511	Acids; Saturated Acyclic Monocarboxylic Acids; Formic Acid		0		5
	291512	Acids; Saturated Acyclic Monocarboxylic Acids; Salts Of Formic Acids	33.950		87.441	
	291533	Acids; Saturated Acyclic Monocarboxylic Acids; N-butyl Acetate		1.440		1.159
	291539	Acids; Saturated Acyclic Monocarboxylic Acids; Esters Of Acetic Acid N.e.c. In	8.235.520		411.389	
	291570	Acids; Saturated Acyclic Monocarboxylic Acids; Palmitic Acid, Stearic Acid, Their Salts And Este		999.929		1.317.410
	291590	Acids; Saturated Acyclic Monocarboxylic Acids; Anhydrides, Halides, Peroxid	201.290	1.112.412	229.362	1.857.329
	291612	Acids; Unsaturated Acyclic Monocarboxylic Acids; Esters Of Acrylic Acid	19		98.634	
	291614	Acids; Unsaturated Acyclic Monocarboxylic Acids; Esters Of Methacrylic Acid	4.248.400	4.413.789	3.387.057	3.816.482
	291615	Acids; Unsaturated Acyclic Monocarboxylic Acids; Oleic, Linoleic Or Linolenic	4.244.230	5.810.390	4.515.011	8.591.518
	291720	Acids; Cyclanic, Cyclenic Or Cycloterpenic Polycarboxylic Acids, Their Anhydr	427		270	
	291739	Acids; Aromatic Polycarboxylic Acids; N.e.c. In Item No. 2917.3		200		200
	292129	Amine-function Compounds; Acyclic Polyamines And Their Derivatives, And	3	6	20.471	74
	292910	Nitrogen-function Compounds; N.e.c. In Chapter 29, Isocyanates		45		563
	293090	Organo-sulphur Compounds; N.e.c. In Heading No. 2930	25		313	
	293190	Organo-inorganic Compounds; Other Than Tetramethyl Lead, Tetraethyl Lea	30.400		69.160	
	293220	Heterocyclic Compounds; With Oxygen Hetero-atom(s) Only, Containing An	1		1	
	293329	Heterocyclic Compounds; With Nitrogen Hetero-atom(s) Only, Containing Ar	0		7	
	293627	Vitamins; Vitamin C And Its Derivatives, Unmixed	435	0	526	0
	293729	Steroidal Hormones, Their Derivatives And Structural Analogues; Other Than Cortisone, Hydro		0		7
	300310	Medicaments; Containing Penicillins, Streptomycins Or Their Derivatives, For	1.875	3.538	2.939	3.958
	300410	Medicaments; Containing Penicillins, Streptomycins Or Their Derivatives, For	317	2.965	377	1.913
	300420	Medicaments; Containing Antibiotics (other Than Penicillins, Streptomycins	214	5	2.403	43
	300432	Medicaments; Containing Corticosteroid Hormones, Their Derivatives Or Stru	213	1	4.498	48
	300450	Medicaments; Containing Vitamins Or Their Derivatives, For Therapeutic Or	609	1.807	469	2.132

https://www.bps.go.id

Tabel 2. Ekspor Provinsi Asal Barang Dirinci Menurut Kode HS6 Digit, 2020—2021

Provinsi Asal	Kode HS 6	Deskripsi HS 6 Digit	Berat Bersih (Kg)		Nilai FOB (US$)	
			2020	2021	2020	2021
(1)	(2)	(3)	(4)	(5)	(6)	(7)
Kepulauan Riau						
	300490	Medicaments; Consisting Of Mixed Or Unmixed Products N.e.c. In Heading N	93.038	134.832	57.130	103.962
	300510	Dressings, Adhesive; And Other Articles Having An Adhesive Layer, Packed F	2.808	4.292	3.738	20.885
	300590	Wadding, Gauze, Bandages And Similar Articles; (excluding Adhesive Dressin	4.915	7.568	8.463	2.140
	300630	Pharmaceutical Goods; Opacifying Preparations For X-ray Examinations, Diagnostic Reagents I		25		76.416
	300650	Pharmaceutical Goods; First Aid Boxes And Kits	11	37	286	290
	320190	Tanning Extracts Of Vegetable Origin; Tannins And Their Salts, Ethers, Esters	65.670	35.000	187.030	6.467
	320300	Colouring Matter Of Vegetable Or Animal Origin, Including Dyeing Extracts Not Animal Black, \		0		5
	320411	Dyes; Disperse Dyes And Preparations Based Thereon	19.006		645.241	
	320417	Dyes; Pigments And Preparations Based Thereon		497		14.374
	320419	Dyes; N.e.c., Including Mixtures Of Colouring Matter Of Two Or More Of Tho	1		3	
	320490	Dyes; Synthetic Organic Products N.e.c. In Heading No. 3204 (e.g. Of A Kind Used As Luminopl		20		316
	320649	Colouring Matter; Other Preparations N.e.c. In Item No. 3206.4	203	5	1.026	89
	320730	Lustres; Liquid Lustres And Similar Preparations	662	0	428	99
	320740	Glass; Glass Frit And Other Glass, In The Form Of Powder, Granules Or Flakes		1		69
	320810	Paints And Varnishes; Based On Polyesters, Dispersed Or Dissolved In A Non-	6.028	15.099	11.636	29.154
	320820	Paints And Varnishes; Based On Acrylic Or Vinyl Polymers, Dispersed Or Diss	33.191	49.773	124.868	131.215
	320890	Paints And Varnishes; Based On Polymers N.e.c. In Heading No. 3208, Disper	7.603	15.348	29.745	74.660
	320910	Paints And Varnishes; Based On Acrylic Or Vinyl Polymers, Dispersed Or Diss	9.255	3.064	34.661	10.841
	320990	Paints And Varnishes; (based On Polymers Other Than Acrylic Or Vinyl), Disp	61.454	54.148	257.682	256.399
	321000	Paints And Varnishes; (including Enamels, Lacquers And Distempers), Prepar	4.503	1.428	6.042	1.010
	321290	Pigments; Of A Kind Used In The Manufacture Of Paints, Other Than Stampir	207	6.129	1.373	32.497
	321410	Mastics; Painters' Fillings	268.941	253.093	1.314.871	1.233.804
	321490	Mastics; N.e.c. In Heading No. 3214	20.227	3.444	30.197	5.721
	321511	Ink; For Printing, Black, Whether Or Not Concentrated Or Solid	1.156.268	1.461.932	10.421.916	13.689.943
	321519	Ink; For Printing, Other Than Black, Whether Or Not Concentrated Or Solid	4.531.201	5.285.434	56.766.268	69.866.250
	321590	Ink; Writing, Drawing And Other Inks, N.e.c. In Heading No. 3215, Whether C	602.800	941.268	8.205.980	13.914.821
	330119	Oils, Essential; Of Citrus Fruits N.e.c. In Heading No. 3301 (terpeneless Or Nc	5.212	399	2.248	6.931
	330125	Oils, Essential; Of Mints (excluding Peppermint), Terpeneless Or Not, Includi	2		18	
	330129	Oils, Essential; N.e.c. In Heading No. 3301 (terpeneless Or Not), Including Concretes And Abso		120		173
	330190	Oils, Essential; Concentrates In Fats, Fixed Oils, Waxes And The Like, Terpeni	5.310	5.768	6.310	4.622
	330210	Odoriferous Substances And Mixtures; Of A Kind Used In The Food Or Drink I	0		1	
	330290	Odoriferous Substances And Mixtures; Used As Raw Materials In Industries C	253		3.793	
	330300	Perfumes And Toilet Waters	1.245.477	1.169.126	92.360.873	121.302.629
	330410	Cosmetic And Toilet Preparations; Lip Make-up	9.308	5.917	1.272.805	818.625
	330420	Cosmetic And Toilet Preparations; Eye Make-up	13.200	23.994	3.883.722	4.867.964
	330491	Cosmetic And Toilet Preparations; Powders, Whether Or Not Compressed (e	13.984	12.880	17.293	42.903
	330499	Cosmetic And Toilet Preparations; N.e.c. In Heading No. 3304, For The Care	229.232	246.478	17.566.400	21.331.663
	330510	Hair Preparations; Shampoos	39.988	82.032	15.661	24.996
	330590	Hair Preparations; N.e.c. In Heading No. 3305	8.976	2.947	11.896	9.750
	330610	Oral Or Dental Hygiene Preparations; Dentifrices	37.193	34.436	37.216	46.195
	330620	Oral Or Dental Hygiene Preparations; Yarn Used To Clean Between The Teetl	1.919	3.090	7.309	13.765
	330690	Oral Or Dental Hygiene Preparations; Other Than Dentifrices	14.960	2.665	26.111	9.717
	330720	Perfumery, Cosmetic Or Toilet Preparations; Personal Deodorants And Antip	58.829	41.790	15.597	40.807
	330730	Perfumery, Cosmetic Or Toilet Preparations; Perfumed Bath Salts And Other	24		218	
	330741	Perfumes And Deodorizers; Perfuming Or Deodorizing Preparations For Roor	86.012	122.942	50.440	44.387
	330749	Perfumes And Deodorizers; Perfuming Or Deodorizing Preparations For Roor	870	270	830	465
	330790	Perfumes And Deodorizers; Perfuming Or Deodorizing Preparations N.e.c. In	3.490	420	31.325	310
	340111	Soap And Organic Surface-active Products; In The Form Of Bars, Cakes, Moul	228.860	241.220	210.820	208.218
	340120	Soap; In Forms N.e.c. In Item No. 3401.11	74.448	87.568	278.525	334.389
	340130	Organic Surface-active Products And Preparations For Washing The Skin, In T	8.241	4.560	6.385	25.234
	340290	Washing And Cleaning Preparations; Surface-active, Whether Or Not Contair	66.294	2.056	142.330	112.378
	340311	Lubricating Preparations; For The Treatment Of Textile And Similar Materials	221	1.697	815	3.199
	340319	Lubricating Preparations; (other Than For The Treatment Of Textile And Simi	1.378	2.444	2.589	5.169
	340391	Lubricating Preparations; For The Treatment Of Textile And Similar Materials	83		576	
	340399	Lubricating Preparations; Other Than For The Treatment Of Textile And Simil	31.157	796	214.704	45.952
	340490	Waxes; Artificial And Prepared, Other Than Of Polyethylene Glycol	719.196	783.691	355.247	415.619
	340510	Polishes, Creams And Similar Preparations; For Footwear Or Leather, Excludi	362	224	78	95
	340590	Polishes, Creams And Similar Preparations; N.e.c. In Heading No. 3405, Exclu	836	20	885	59
	340600	Candles, Tapers And The Like	240	424	73	1.624
	340700	Modelling Pastes; Preparations Known As Dental Wax, Put Up In Sets, In Pac	621	21	122.500	1

https://riau.bps.go.id

Tabel 2. Ekspor Provinsi Asal Barang Dirinci Menurut Kode HS6 Digit, 2020—2021

Provinsi Asal	Kode HS 6	Deskripsi HS 6 Digit	Berat Bersih (Kg)		Nilai FOB (US$)	
			2020	2021	2020	2021
(1)	(2)	(3)	(4)	(5)	(6)	(7)
Kepulauan Riau						
	350510	Dextrins And Other Modified Starches	1	3	1	79
	350520	Glues; Based On Starches, Or On Dextrins Or Other Modified Starches	2.034	1.605	4.738	270
	350610	Glues Or Adhesives; Prepared, Products Suitable For Use As Glues Or Adhesi	1.848.837	1.920.435	13.282.025	13.829.876
	350691	Adhesives; Prepared, Based On Polymers Of Heading 3901 To 3913 Or On Ru	5.270	13.226	22.479	80.869
	350699	Glues And Other Adhesives; Prepared, N.e.c. In Heading No. 3506, Not Excee	7.633	3.241	80.077	28.546
	360500	Matches; Other Than Pyrotechnic Articles Of Heading No. 3604	45		266	
	360690	Ferro-cerium And Other Pyrophoric Alloys In All Forms; Articles Of Combusti	37		5.554	
	370210	Photographic Film; For X-rays, In Rolls, Sensitised And Unexposed (other Tha	205		1.455	
	370310	Photographic Paper, Paperboard And Textiles; In Rolls, Sensitised, Unexpose	949	51.724	2.322	61.852
	370790	Photographic Goods; Chemical Preparations Other Than Sensitised Emulsion	43.143	25.114	699.239	516.649
	380190	Graphite Or Other Carbon Based Preparations; In The Form Of Pastes, Blocks	1		2	
	380210	Carbon; Activated	1.452.100	2.440.875	1.707.690	3.151.740
	380690	Rosin; Spirit And Oils, N.e.c. In Heading No. 3806		500		416
	380852	Insecticides And The Like; Containing Goods Specified In Subheading Note 1	44		38	
	380859	Insecticides, Rodenticides, Fungicides, Disinfectants, Herbicides And The Like; Containing Goo		4.400		741
	380861	Insecticides And The Like; Containing Goods Specified In Subheading Note 2 To This Chapter; I		500		224
	380862	Insecticides; Containing Goods Specified In Subheading Note 2 To This Chapt	2.627		1.081	
	380891	Insecticides; Other Than Containing Goods Specified In Subheading Notes 1 &	23	1.932	694	17.400
	380899	Rodenticides And Other Similar Products N.e.c. In Heading No. 3808.9; Othe	1.336.635	721.359	6.445.273	5.294.809
	380991	Finishing Agents And Dye Carriers; To Accelerate Dyeing Or Fixing Of Dye-stu	84	1.060	58	73
	380993	Finishing Agents And Dye Carriers; To Accelerate Dyeing Or Fixing Of Dye-stu	4.793	4.181	159.676	106.098
	381090	Fluxes And Other Auxiliary Preparations; For Soldering, Brazing Or Welding,	16.008	661	110.105	20.920
	381119	Anti-knock Preparations; Other Than Those Based On Lead Compounds		2.200		43.000
	381121	Lubricating Oil Additives; Containing Petroleum Oils Or Oils Obtained From B	31	15	2.431	1.000
	381129	Lubricating Oil Additives; Not Containing Petroleum Oils Or Oils Obtained Fro	585	8.445	88	151.604
	381190	Oxidation And Gum Inhibitors, Viscosity Improvers, Anti-corrosive Preparatic	4.273	1.946	96.003	86.499
	381210	Rubber Accelerators; Prepared	3	25	71	458
	381220	Plasticisers, Compound; For Rubber Or Plastics	61	19.900	156	13.720
	381239	Anti-oxidising Preparations And Other Compound Stabilisers; For Rubber Or	392	160	840	800
	381300	Fire-extinguishers; Preparations And Charges And Charged Fire-extinguishing	11	1.271	16	497
	381400	Solvents And Thinners; Organic Composite Solvents And Thinners, N.e.c. Or	49.935	24.500	124.708	96.758
	381519	Catalysts, Supported; Reaction Initiators, Reaction Accelerators And Catalytic	3.628		17.612	
	381590	Reaction Initiators, Reaction Accelerators And Catalytic Preparations, Unsup	2.960	33	20.858	1.185
	381600	Refractory Cements, Mortars, Concretes And Similar Compositions; Other Th	750	3.750	450	700
	381800	Chemical Elements; Doped For Use In Electronics, In The Form Of Discs, Wafe	4.375	525	15.515	74.090
	381900	Hydraulic Fluids; For Brakes And Other Prepared Liquids For Hydraulic Transi	913	11	7.371	174
	382000	Anti-freezing Preparations And Prepared De-icing Fluids	16	1	256	11
	382100	Prepared Culture Media For The Development Or Maintenance Of Micro-org	224	38	85	15
	382311	Industrial Monocarboxylic Fatty Acids, Acid Oils From Refining; Stearic Acid	4.499.832	4.999.816	3.458.375	5.521.797
	382312	Industrial Monocarboxylic Fatty Acids, Acid Oils From Refining; Oleic Acid	5.014.258	5.805.095	4.353.240	9.085.525
	382319	Industrial Monocarboxylic Fatty Acids; Acid Oils From Refining; (other Than S	65.783.905	72.993.387	36.909.664	66.868.927
	382370	Industrial Fatty Alcohols	306.446.666	316.114.796	329.575.347	567.026.424
	382410	Binders, Prepared; For Foundry Moulds Or Cores		5		60
	382440	Cements, Mortars Or Concretes; Their Prepared Additives	4.819	1.070	10.707	2.364
	382450	Mortars And Concretes; Non-refractory	44.925	116.018	7.097	45.716
	382460	Sorbitol; Other Than That Of Subheading No. 2905.44		6		7
	382482	Chemical Products, Mixtures And Preparations; Containing Goods Specified I	1		377	
	382491	Chemical Products, Mixtures And Preparations; Consisting Mainly Of (5-ethy	1	5	15	64
	382499	Chemical Products, Mixtures And Preparations; N.e.c. Heading 3824	8.618.530	10.870.973	3.237.817	5.414.679
	382530	Residual Products Of The Chemical Or Allied Industries, Not Elsewhere Specified Or Included;		750		750
	382590	Residual Products Of The Chemical Or Allied Industries, Not Elsewhere Speci	1.848.000	3.462.000	872	1.671
	382600	Biodiesel And Mixtures Thereof; Not Containing Or Containing Less Than 70% By Weight Of Pe		19.530.221		20.040.973
	390110	Ethylene Polymers; In Primary Forms, Polyethylene Having A Specific Gravity	2.086.307	1.453.453	1.294.532	1.033.216
	390120	Ethylene Polymers; In Primary Forms, Polyethylene Having A Specific Gravity	1.405.430	1.734.171	780.254	1.110.198
	390130	Ethylene Polymers; In Primary Forms, Ethylene-vinyl Acetate Copolymers		23.000		12.650
	390140	Ethylene Polymers; In Primary Forms, Ethylene-alpha-olefin Copolymers, Hav	89.029.575	59.603.050	50.239.987	36.401.579
	390190	Ethylene Polymers; In Primary Forms, N.e.c. In Heading No. 3901	17.658.311	25.133.022	9.810.345	16.723.108
	390210	Propylene, Other Olefin Polymers; Polypropylene In Primary Forms	4.401.257	6.365.644	2.707.102	3.769.051
	390220	Propylene, Other Olefin Polymers; Polyisobutylene In Primary Forms	20.462	13.724	41.146	22.779
	390230	Propylene, Other Olefin Polymers; Propylene Copolymers In Primary Forms	285.688	156.677	169.499	426.698

https://www.bps.go.id

Tabel 2. Ekspor Provinsi Asal Barang Dirinci Menurut Kode HS6 Digit, 2020—2021

Provinsi Asal	Kode HS 6	Deskripsi HS 6 Digit	Berat Bersih (Kg)		Nilai FOB (US$)	
			2020	2021	2020	2021
(1)	(2)	(3)	(4)	(5)	(6)	(7)
Kepulauan Riau						
	390290	Propylene, Other Olefin Polymers; N.e.c. In Heading No. 3902, In Primary Fo	51.977	166.205	40.722	93.264
	390311	Styrene Polymers; Expansible Polystyrene, In Primary Forms	80.519	1.023	92.561	3.577
	390319	Styrene Polymers; (other Than Expansible Polystyrene), In Primary Forms	2.266.114	3.522.365	1.549.550	3.049.528
	390320	Styrene Polymers; Styrene-acrylonitrile (san) Copolymers, In Primary Forms	4.025	52.000	3.542	45.240
	390330	Styrene Polymers; Acrylonitrile-butadiene-styrene (abs) Copolymers, In Prim	2.567.223	2.389.290	2.484.022	2.914.293
	390390	Styrene Polymers; In Primary Forms, N.e.c. In Heading No. 3903	501.846	863.138	617.202	1.157.766
	390410	Vinyl Chloride, Other Halogenated Olefin Polymers; Poly(vinyl Chloride), Not	28.166		20.125	
	390421	Vinyl Chloride, Other Halogenated Olefin Polymers; Non-plasticised Poly(vinyl Chloride), In Pri		45		493
	390422	Vinyl Chloride, Other Halogenated Olefin Polymers; Plasticised Poly(vinyl Chloride), In Primary		1.087		8.589
	390461	Halogenated Olefin Polymers; Fluoro-polymers, Polytetrafluoroethylene, In Primary Forms		43		7.075
	390490	Vinyl Chloride, Other Halogenated Olefin Polymers; N.e.c. In Heading No. 39	60.000	210	100.000	895
	390591	Vinyl Acetate, Vinyl Ester Polymers, Vinyl Polymers; N.e.c. In Heading No. 39	7.350		9.800	
	390599	Vinyl Acetate, Vinyl Ester Polymers, Vinyl Polymers; N.e.c. In Heading No. 3905, In Primary Fo		0		6
	390610	Acrylic Polymers; Poly(methyl Methacrylate), In Primary Forms	779.309	637.123	894.216	705.721
	390690	Acrylic Polymers; (other Than Polymethyl Methacrylate), In Primary Forms	103.185	15.783	45.063	67.779
	390710	Polyacetals; In Primary Forms	82.985	151.438	71.936	114.167
	390730	Epoxide Resins; In Primary Forms	184.011	267.984	1.095.964	1.301.214
	390740	Polycarbonates; In Primary Forms	2.629.349	1.698.598	2.737.029	2.540.137
	390750	Alkyd Resins; In Primary Forms		227		139
	390761	Poly(ethylene Terephthalate); In Primary Forms, Having A Viscosity Of 78ml/	16		715	
	390769	Poly(ethylene Terephthalate); In Primary Forms, Having A Viscosity Of Less T	4.430.793	3.505.716	2.180.612	1.556.498
	390791	Polyesters; N.e.c. In Heading No. 3907, Unsaturated, In Primary Forms	889	1.047	9.602	2.736
	390799	Polyesters; N.e.c. In Heading No. 3907, Saturated, In Primary Forms	232.491	183.126	285.989	174.725
	390810	Polyamides; Polyamide-6, -11, -12, -6,6, -6,9, -6,10 Or -6,12, In Primary Form	319.923	1.754.373	403.661	3.415.048
	390890	Polyamides; N.e.c. In Heading No. 3908, In Primary Forms	16.522	426	51.345	16.502
	390910	Amino-resins; Urea And Thiourea Resins, In Primary Forms	12.671	65.631	17.429	90.490
	390920	Amino-resins; Melamine Resins, In Primary Forms	10	64	60	25
	390931	Amino-resins; N.e.c. In Heading No. 3909, In Primary Forms, Poly(methylene Phenyl Isocyanat		7.250		5.800
	390939	Amino-resins; N.e.c. In Heading No. 3909, In Primary Forms, Other Than Poly(methylene Phen		4		1.717
	390940	Phenolic Resins; In Primary Forms	100		348	
	390950	Polyurethanes; In Primary Forms	180	11.277	12.276	11.408
	391000	Silicones; In Primary Forms	5.207.819	3.835.683	7.885.766	9.777.057
	391110	Petroleum Resins, Coumarone, Indene Or Coumarone-indene Resins And Po	5		33	
	391190	Polysulphides, Polysulphones And Similar Products Of Chemical Synthesis N.	262		800	
	391220	Cellulose Nitrates (including Collodions); In Primary Forms		0		10
	391290	Cellulose And Its Chemical Derivatives; N.e.c. In Item No. 3912, In Primary Fo	78	41	534	100
	391510	Ethylene Polymers; Waste, Parings And Scrap	480.331	121.415	143.193	60.209
	391590	Plastics N.e.c. In Heading No. 3915; Waste, Parings And Scrap	1.329.532	4.196.669	808.662	2.439.317
	391610	Ethylene Polymers; Monofilament, Of Which Any Cross-sectional Dimension	230	12	4.422	166
	391620	Vinyl Chloride Polymers; Monofilament, Of Which Any Cross-sectional Dimer	450.622	557.908	1.626.171	2.038.115
	391690	Plastics; Monofilament, Of Plastics N.e.c. In Heading No. 3916, Cross-section	63.832	187.374	797.846	1.917.480
	391710	Plastics; Artificial Guts (sausage Casings) Of Hardened Protein Or Of Cellulosi	934	6.471	16.153	3.058
	391721	Plastics; Tubes, Pipes And Hoses Thereof, Rigid, Of Polymers Of Ethylene	128	134	2.090	7.904
	391722	Plastics; Tubes, Pipes And Hoses Thereof, Rigid, Of Polymers Of Propylene	2	1.448	16	746
	391723	Plastics; Tubes, Pipes And Hoses Thereof, Rigid, Of Polymers Of Vinyl Chlorid	1.254	3.084	3.701	6.813
	391729	Plastics; Tubes, Pipes And Hoses Thereof, Rigid, Of Plastics N.e.c. In Heading	92.249	123.605	1.062.442	1.280.897
	391731	Plastics; Tubes, Pipes And Hoses Thereof, Flexible, Having A Minimum Burst	1.020	1.712	6.168	28.317
	391732	Plastics; Tubes, Pipes And Hoses Thereof, Other Than Those Of Item No. 391	68.449	74.276	39.239	31.887
	391733	Plastics; Tubes, Pipes And Hoses Thereof, Other Than Those Of Item No. 391	10	55	60	748
	391739	Plastics; Tubes, Pipes And Hoses Thereof, N.e.c. In Item No. 3917.30	171.148	6.715	1.142.497	233.370
	391740	Plastics; Tube, Pipe And Hose Fittings (e.g. Joints, Elbows, Flanges)	1.070.818	1.400.569	5.467.921	7.294.929
	391810	Floor, Wall Or Ceiling Coverings; Of Polymers Of Vinyl Chloride, Whether Or	506	317	14.121	7.737
	391890	Floor, Wall Or Ceiling Coverings; Of Plastics (excluding Polymers Of Vinyl Chl	2.555.228	2.168.898	6.643.443	5.392.773
	391910	Plastics; Plates, Sheets, Film, Foil, Tape, Strip, Other Flat Shapes Thereof, Sel	62.881	20.266	399.272	298.001
	391990	Plastics; Plates, Sheets, Film, Foil, Tape, Strip, Other Flat Shapes Thereof, Sel	853.285	137.034	3.103.589	442.676
	392010	Plastics; Plates, Sheets, Film, Foil And Strip (not Self-adhesive), Of Polymers	43.323	6.188	91.889	59.546
	392020	Plastics; Of Polymers Of Propylene, Plates, Sheets, Film, Foil And Strip (not S	23.492	217.339	2.775	135.271
	392030	Plastics; Of Polymers Of Styrene, Plates, Sheets, Film, Foil And Strip (not Self-	167.601	236.614	836.354	1.536.125
	392043	Plastics; Polymers Of Vinyl Chloride, Containing By Weight Not Less Than 6%	210		8	
	392049	Plastics; Polymers Of Vinyl Chloride, Containing By Weight, Less Than 6% Of	1.430.758	1.392.027	4.120.043	4.089.569

https://www.bps.go.id

Tabel 2. Ekspor Provinsi Asal Barang Dirinci Menurut Kode HS6 Digit, 2020—2021

Provinsi Asal	Kode HS 6	Deskripsi HS 6 Digit	Berat Bersih (Kg)		Nilai FOB (US$)	
			2020	2021	2020	2021
(1)	(2)	(3)	(4)	(5)	(6)	(7)
Kepulauan Riau						
	392051	Plastics; Of Acrylic Polymers, Polymethyl Methacrylate, Plates, Sheets, Film,	25.508	185.754	33.986	253.064
	392059	Plastics; Of Acrylic Polymers (excluding Polymethyl Methacrylate), Plates, Sh	4.589	15.720	48.557	88.955
	392061	Plastics; Plates, Sheets, Film, Foil And Strip (not Self-adhesive), Of Polycarbo	441	923	34.555	15.214
	392062	Plastics; Plates, Sheets, Film, Foil And Strip (not Self-adhesive), Of Poly(ethyl	38	190	307	87
	392069	Plastics; Plates, Sheets, Film, Foil And Strip (not Self-adhesive), Of Polyesters	29	66.948	10.440	160.536
	392091	Plastics; Plates, Sheets, Film, Foil And Strip (not Self-adhesive), Of Poly(vinyl	373	596	290	996
	392093	Plastics; Plates, Sheets, Film, Foil And Strip (not Self-adhesive), Of Amino-res	61		781	
	392094	Plastics; Plates, Sheets, Film, Foil And Strip (not Self-adhesive), Of Phenolic R	13		378	
	392099	Plastics; Plates, Sheets, Film, Foil And Strip (not Self-adhesive), Of Plastics N.	13.947	22.087	216.821	262.368
	392111	Plastics; Plates, Sheets, Film, Foil And Strip, Of Polymers Of Styrene, Cellular	154	8	4.197	521
	392112	Plastics; Plates, Sheets, Film, Foil And Strip, Of Polymers Of Vinyl Chloride, C	77	88	14.365	8.526
	392113	Plastics; Plates, Sheets, Film, Foil And Strip, Of Polyurethanes, Cellular	19.111	26.096	94.676	123.451
	392119	Plastics; Plates, Sheets, Film, Foil And Strip, Of Plastics N.e.c. In Heading No.	54	2.338	407	408.643
	392190	Plastics; Plates, Sheets, Film, Foil And Strip, Other Than Cellular	4.391	152	34.885	9.347
	392210	Plastics; Baths, Shower-baths, Sinks And Wash-basins	49.391	44.133	493.012	514.838
	392290	Plastics; Bidets, Lavatory Pans, Flushing Cisterns And Similar Sanitary Ware N	22	40	7	4.481
	392310	Plastics; Boxes, Cases, Crates And Similar Articles For The Conveyance Or Pa	581.816	809.277	1.141.914	2.946.034
	392321	Ethylene Polymers; Sacks And Bags (including Cones), For The Conveyance O	31.172.121	30.261.286	24.429.181	22.713.311
	392329	Plastics; Sacks And Bags (including Cones), For The Conveyance Or Packing O	896.913	386.036	1.215.907	1.598.984
	392330	Plastics; Carboys, Bottles, Flasks And Similar Articles, For The Conveyance Or	127.779	117.510	595.831	503.840
	392340	Plastics; Spools, Cops, Bobbins And Similar Supports, For The Conveyance Or	127.141	299.765	396.689	3.182.816
	392350	Plastics; Stoppers, Lids, Caps And Other Closures, For The Conveyance Or Pa	238.776	115.344	12.379.376	9.867.021
	392390	Plastics; Articles For The Conveyance Or Packing Of Goods N.e.c. In Heading	11.599.546	11.003.295	17.535.291	18.460.729
	392410	Plastics; Tableware And Kitchenware	2.528.897	2.512.871	26.741.524	26.135.938
	392490	Plastics; Household Articles And Hygienic Or Toilet Articles	318.350	943.483	5.881.656	17.075.333
	392510	Plastics; Builders' Ware, Reservoirs, Tanks, Vats And Similar Containers Of A	6.400	2.040	48.384	17.990
	392520	Plastics; Builders' Ware, Doors, Windows And Their Frames And Thresholds For Doors		30		174
	392530	Plastics; Builders' Ware, Shutters, Blinds (including Venetian Blinds) And Sim	5		54	
	392590	Plastics; Builders' Ware, N.e.c. Or Included In Heading No. 3925	28.371	154.791	194.814	572.928
	392610	Plastics; Office Or School Supplies	223.452	189.370	395.782	377.179
	392620	Plastics; Articles Of Apparel And Clothing Accessories (including Gloves, Mitt	29.335	12.325	105.543	58.750
	392630	Plastics; Fittings For Furniture, Coachwork Or The Like	482	1.787	11.214	3.241
	392640	Plastics; Statuettes And Other Ornamental Articles	7.420	2.736	334.841	117.867
	392690	Plastics; Other Articles N.e.c. In Chapter 39	3.622.189	4.264.894	42.161.477	52.338.978
	400110	Rubber; Natural Rubber Latex, Whether Or Not Pre-vulcanised, In Primary Fo	2		1	
	400122	Rubber; Technically Specified Natural Rubber (tsnr), In Primary Forms Or In F	16.333.520	16.909.200	21.827.272	28.940.644
	400130	Balata, Gutta-percha, Guayule, Chicle And Similar Natural Gums; In Primary I	318.496	273.893	809.459	683.394
	400219	Rubber; Synthetic, Styrene-butadiene Rubber (sbr) And Carboxylated Styren	32	3	278	40
	400220	Rubber; Synthetic, Butadiene Rubber (br), In Primary Forms Or In Plates, She	466	40	40.432	1.700
	400260	Rubber; Synthetic, Isoprene Rubber (ir), In Primary Forms Or In Plates, Sheet	7	10	537	581
	400280	Rubber; Mixtures Of Natural And Synthetic Rubbers Of Heading No. 4001 An	4.838.400		5.915.643	
	400299	Rubber; Synthetic, N.e.c. In Heading 4002, (other Than Latex), In Primary For	24		148	
	400300	Rubber; Reclaimed Rubber, In Primary Forms Or In Plates, Sheets Or Strip		573.682		207.465
	400400	Rubber; Waste, Parings And Scrap Of Rubber (other Than Hard Rubber) And	133.784	24.001	56.042	2.993
	400510	Rubber; Unvulcanised, Compounded With Carbon Black Or Silica, In Primary	573	920	725	284
	400599	Rubber; Unvulcanised, (compounded Other Than With Carbon Black Or Silica	18		60	
	400690	Rubber; Unvulcanised, Other Than Camel Back Strips For Retreading Rubber	9	1	219	13
	400700	Rubber; Vulcanised, Thread And Cord	272	9	112	23
	400811	Rubber; Vulcanised (other Than Hard Rubber), In Plates, Sheets And Strip Of	6.712	3.156	12.214	2.950
	400819	Rubber; Vulcanised (other Than Hard Rubber), Cellular Rubber, (other Than I	1.799	2.393	3.643	2.622
	400821	Rubber; Vulcanised (other Than Hard Rubber), In Plates, Sheets And Strip, O	17.072	24	89.744	1.077
	400829	Rubber; Vulcanised (other Than Hard Rubber), Non-cellular Rubber, In Forms	207	2.898	238	5.297
	400911	Rubber; Vulcanised (other Than Hard Rubber), Tubing, Piping And Hoses, No	1.133	11.320	6.022	75.875
	400912	Rubber; Vulcanised (other Than Hard Rubber), Tubing, Piping And Hoses, No	81.457	149.499	270.138	237.582
	400921	Rubber; Vulcanised (other Than Hard Rubber), Tubing, Piping And Hoses, Re	402	70.015	523	110.124
	400922	Rubber; Vulcanised (other Than Hard Rubber), Tubing, Piping And Hoses, Re	59.653	50.853	179.292	257.630
	400931	Rubber; Vulcanised (other Than Hard Rubber), Tubing, Piping And Hoses, Re	2.512	7.641	10.685	13.318
	400932	Rubber; Vulcanised (other Than Hard Rubber), Tubing, Piping And Hoses, Re	290	667	330	29.500
	400941	Rubber; Vulcanised (other Than Hard Rubber), Tubing, Piping And Hoses, Re	92.129	21.342	790.754	201.356
	400942	Rubber; Vulcanised (other Than Hard Rubber), Tubing, Piping And Hoses, Re	3.036.978	2.200.483	14.748.540	11.562.247

https://riau.bps.go.id

Tabel 2. Ekspor Provinsi Asal Barang Dirinci Menurut Kode HS6 Digit, 2020—2021

Provinsi Asal	Kode HS 6	Deskripsi HS 6 Digit	Berat Bersih (Kg)		Nilai FOB (US$)	
			2020	2021	2020	2021
(1)	(2)	(3)	(4)	(5)	(6)	(7)
Kepulauan Riau						
	401019	Rubber; Vulcanised, Conveyor Belts Or Belting, (reinforced With Other Than	2	178	4	1.610
	401031	Rubber; Vulcanised, Endless Transmission Belts Of Trapezoidal Cross-section (v-belts), V-ribbe		99		155
	401039	Rubber; Vulcanised, Conveyor Or Transmission Belts Or Belting, N.e.c. In Hea	273	274	814	4.254
	401180	Rubber; New Pneumatic Tyres, Of A Kind Used On Construction, Mining Or I	7.829	4.518	5.086	4.778
	401190	Rubber; New Pneumatic Tyres, Of A Kind Used On Light Commercial Vehicles	530		1.933	
	401220	Rubber; Used Pneumatic Tyres		7.558		8.331
	401290	Rubber; Tyres N.e.c. In Heading No. 4012	180		10	
	401390	Rubber; Inner Tubes, N.e.c. In Heading No. 4013	13	102	50	510
	401490	Rubber; Vulcanised (other Than Hard Rubber), Hygienic Or Pharmaceutical A	2.309	1.228	57.937	4.420
	401519	Rubber; Vulcanised (other Than Hard Rubber), Gloves, Mittens And Mitts Ot	142	64	2.152	4.272
	401590	Rubber; Vulcanised (other Than Hard Rubber), Articles Of Apparel And Cloth	1.838	3.039	18.403	52.961
	401610	Rubber; Vulcanised (other Than Hard Rubber), Moulded Rubber Mats And M	169	535.326	1.636	58.579
	401691	Rubber; Vulcanised (other Than Hard Rubber), Floor Coverings And Mats, Of	2.278	203.818	3.943	177.951
	401692	Rubber; Vulcanised (other Than Hard Rubber), Erasers, Of Non-cellular Rubber		57		62.663
	401693	Rubber; Vulcanised (other Than Hard Rubber), Gaskets, Washers And Other	226.285	376.448	12.373.119	14.988.485
	401694	Rubber; Vulcanised (other Than Hard Rubber), Boat Or Dock Fenders, Wheth	356.486	227.358	3.377.695	2.591.689
	401695	Rubber; Vulcanised (other Than Hard Rubber), Inflatable Articles (other Than Boat Or Dock Fe		26.435		203.054
	401699	Rubber; Vulcanised (other Than Hard Rubber), Articles N.e.c. In Heading No.	120.644	107.466	683.140	776.034
	401700	Rubber; Ebonite And Other Hard Rubbers In All Forms, Including Waste And Scrap, And Article		5.320		4.585
	420211	Cases And Containers; Trunks, Suit-cases, Vanity-cases, Executive-cases, Brie	85	13	476	5.849
	420212	Cases And Containers; Trunks, Suit-cases, Vanity-cases, Executive-cases, Brie	287	427	785	2.249
	420219	Cases And Containers; Trunks, Suit-cases, Vanity-cases, Executive-cases, Brie	381	259	173	23.631
	420221	Cases And Containers; Handbags (whether Or Not With Shoulder Strap And I	23	228	139	12.612
	420222	Cases And Containers; Handbags (whether Or Not With Shoulder Strap And I	5.739	242	1.413	2.322
	420229	Cases And Containers; Handbags (whether Or Not With Shoulder Strap And I	2.856	632	1.141	7.092
	420231	Cases And Containers; Of A Kind Normally Carried In The Pocket Or In The Ha	367	3.475	54.188	455.075
	420232	Cases And Containers; Of A Kind Normally Carried In The Pocket Or In The Ha	7		15	
	420291	Cases And Containers; N.e.c. In Heading 4202, With Outer Surface Of Leathe	886	9.608	52.732	209.803
	420292	Cases And Containers; N.e.c. In Heading 4202, With Outer Surface Of Sheetir	163.474	330.808	1.857.484	3.734.075
	420299	Cases And Containers; N.e.c. In Heading 4202, Of Vulcanised Fibre Or Of Pap	157	22	1.891	1.800
	420310	Apparel; Articles Of Apparel, Of Leather Or Of Composition Leather	2.551	24.879	2.868	6.423
	420329	Clothing Accessories; Gloves, Mittens And Mitts, N.e.c. In Heading No. 4203,	525	4.877	2.190	16.538
	420330	Clothing Accessories; Belts And Bandoliers, Of Leather Or Of Composition Le	5.800	943	397.931	175.525
	420340	Clothing Accessories; Of Leather Or Of Composition Leather, N.e.c. In Headir	423	84	886	653
	420500	Leather Articles; N.e.c. In Chapter 42, Of Leather Or Composition Leather	111.064	118.502	1.871.040	6.037.950
	430400	Fur, Artificial; Articles Thereof		290		859
	440112	Wood; For Fuel, In Logs, In Billets, In Twigs, In Faggots Or Similar Forms, Whether Or Not Aggl		75.112		15.022
	440290	Wood; Charcoal Of Wood Other Than Bamboo (including Shell Or Nut Charc	32.283.238	30.274.238	13.408.506	10.212.536
	441090	Particle Board, Oriented Strand Board (osb) And Similar Board Of Ligneous M	1.125		11	
	441510	Wood; Cases, Boxes, Crates, Drums, Similar Packings And Cable-drums		14.430		138.025
	441520	Wood; Pallets, Box Pallets And Other Load Boards; Pallet Collars		35		3.142
	441919	Tableware And Kitchenware, Of Wood; Of Bamboo, N.e.c. In Heading 4419		39		468
	442110	Wood; Clothes Hangers		3		1
	442191	Wood; Of Bamboo, Articles N.e.c. In Heading No. 4414 To 4420 (excluding Cl	730	795	1.407	898
	442199	Wood; Not Of Bamboo, Articles N.e.c. In Heading No. 4414 To 4420 (excluding Clothes Hanger		100		12
	450390	Cork; Articles Of Natural Cork Other Than Corks And Stoppers		6		15
	450410	Cork; Blocks, Plates, Sheets And Strip, Tiles Of Any Shape, Solid Cylinders (inc	1		2.124	
	450490	Cork; Articles Of Agglomerated Cork (with Or Without A Binding Substance), N.e.c. In Heading		6		23
	460121	Plaiting Materials, Plaits And Similar Products Of Plaiting Materials; Mats, Matting And Screen		50		42
	460129	Plaiting Materials, Plaits And Similar Products Of Plaiting Materials; Mats, Ma	16.405		5.633	
	460199	Plaiting Materials, Plaits And Similar Products Of Plaiting Materials; Products Of Non-vegetabl		335		355
	460211	Basketwork, Wickerwork And Other Articles; Of Bamboo, Made Directly To S	5	87	280	35
	460219	Basketwork, Wickerwork And Other Articles; Of Vegetable Materials (not Ba	120	9	75	300
	460290	Basketwork, Wickerwork And Other Articles; Of Non-vegetable Materials, M	340	290	20.999	21.992
	470620	Pulp; Of Fibres Derived From Recovered (waste And Scrap) Paper Or Paperb	52.600.590	289.785.305	5.790.256	34.852.102
	470630	Pulp; Of Bamboo		2		31
	470710	Paper Or Paperboard; Waste And Scrap, Of Unbleached Kraft Paper Or Pape	1.240.329	3.249.114	168.173	449.857
	470730	Paper Or Paperboard; Waste And Scrap, Paper Or Paperboard Made Mainly	2.732.080	2.824.000	419.110	698.036
	470790	Paper Or Paperboard; Waste And Scrap, Of Paper Or Paperboard N.e.c. In He	8.513.004	5.882.988	1.053.194	838.301
	480100	Newsprint; Made Of Fibres Obtained Essentially By A Chemi-mechanical Process Or Of A Weig		6		105

https://kepriprov.bps.go.id

Tabel 2. Ekspor Provinsi Asal Barang Dirinci Menurut Kode HS6 Digit, 2020—2021

Provinsi Asal	Kode HS 6	Deskripsi HS 6 Digit	Berat Bersih (Kg)		Nilai FOB (US$)	
			2020	2021	2020	2021
(1)	(2)	(3)	(4)	(5)	(6)	(7)
Kepulauan Riau						
	480300	Tissue, Towel, Napkin Stock Or Similar; For Household Or Sanitary Use, Cellu	426		584	
	481710	Paper And Paperboard; Envelopes		2.322		103
	481910	Paper And Paperboard; Cartons, Boxes And Cases, Of Corrugated Paper Or P	2.985.536	1.345.148	1.529.263	908.177
	481920	Paper And Paperboard; Folding Cartons, Boxes And Cases, Of Non-corrugate	603.189	878.021	725.557	703.785
	481930	Paper And Paperboard; Sacks And Bags Of Paper, Paperboard, Cellulose Wadding Or Fibres, H		16.123		27.717
	481940	Paper And Paperboard; Sacks And Bags, Including Cones, Of Paper, Paperbo	16.129	90	9.617	155
	481950	Paper And Paperboard; Packing Containers, Including Record Sleeves, Of Pap	775.457	769.461	3.210.421	1.486.757
	481960	Paper And Paperboard; Box Files, Letter Trays, Storage Boxes And Similar Ar	346.095	354.852	189.922	208.021
	482010	Paper And Paperboard; Registers, Account Books, Note Books, Order Books,	410	1.430	1.024	5.696
	482020	Paper And Paperboard; Exercise Books		122		421
	482030	Paper And Paperboard; Binders, Folders And File Covers	45		2	
	482040	Paper And Paperboard; Manifold Business Forms And Interleaved Carbon Sets		100		12
	482090	Paper Or Paperboard; Stationery N.e.c. In Heading No. 4820	85.726	73.195	67.051	73.564
	482110	Paper And Paperboard; Labels Or All Kinds, Printed	129	10	718	15
	482190	Paper And Paperboard; Labels Of All Kinds, Unprinted	58	2	65	50.549
	482361	Paper And Paperboard; Trays, Dishes, Plates, Cups And The Like, Of Bamboo	19		18	
	482370	Paper Pulp; Moulded Or Pressed Articles Or Paper Pulp		20.126		34.740
	490110	Printed Matter; In Single Sheets, Whether Or Not Folded	4.067	1.333	189.522	9.410
	490199	Printed Matter; Books, Brochures, Leaflets And Similar Printed Matter N.e.c.	14.435	23.660	10.517	26.188
	490300	Printed Matter; Children's Picture, Drawing Or Colouring Books		2		14
	490700	Unused Postage, Revenue Or Similar Stamps Of Current Or New Issue In The	4	154	5	8.366
	490810	Printed Matter; Transfers (decalcomanias), Vitrifiable	2	6	174	0
	490890	Printed Matter; Transfers (decalcomanias), Other Than Vitrifiable	634		4.072	
	490900	Printed Or Illustrated Postcards; Printed Cards Bearing Personal Greetings, M	36	75	319	1.171
	491000	Calendars; Printed, Of Any Kind, Including Calendar Blocks	26.188	85.517	33.364	204.261
	491110	Printed Matter; Trade Advertising Material, Commercial Catalogues And The	83.374	81.597	93.269	99.446
	491191	Printed Matter; Pictures, Designs And Photographs, N.e.c. In Item No. 4911.10		408		50.354
	491199	Printed Matter; N.e.c. In Heading No. 4911	88.229	42.850	66.914	52.581
	520419	Cotton; Sewing Thread, Containing Less Than 85% By Weight Of Cotton, Not	993		22.086	
	520710	Cotton Yarn; (not Sewing Thread), Containing 85% Or More By Weight Of Co	401	429	9.576	10.104
	520790	Cotton Yarn; (not Sewing Thread), Containing Less Than 85% By Weight Of C	449	1.149	13.020	26.611
	520811	Fabrics, Woven; Containing 85% Or More By Weight Of Cotton, Unbleached,	5		84	
	520819	Fabrics, Woven; Containing 85% Or More By Weight Of Cotton, Unbleached,	16		504	
	520859	Fabrics, Woven; Containing 85% Or More By Weight Of Cotton, Printed, Of V	85.629		119.881	
	521011	Fabrics, Woven; Containing Less Than 85% By Weight Of Cotton, Mixed Mainly Or Solely With		113		302
	521019	Fabrics, Woven; Containing Less Than 85% By Weight Of Cotton, Mixed Mair	332		4.767	
	521214	Fabrics, Woven; Of Cotton, Of Yarns Of Different Colours, Weighing Not More Than 200g/m2,		975		16.990
	530500	Coconut, Abaca (manila Hemp Or Musa Textilis Nee), Ramie And Other Vege	371.593	396.666	72.027	96.457
	530620	Yarn; Of Flax, Multiple (folded) Or Cabled		76		3.352
	530720	Yarn; Of Jute Or Of Other Textile Bast Fibres, Multiple (folded) Or Cabled	7		242	
	540110	Sewing Thread; Of Synthetic Filaments, Whether Or Not Put Up For Retail Sa	22.245	35.426	472.318	598.428
	540120	Sewing Thread; Of Artificial Filaments, Whether Or Not Put Up For Retail Sal	10.798	6.584	176.988	135.805
	540219	Yarn, Synthetic; Filament, Monofilament (less Than 67 Decitex), Of High Ten	4		7	
	540220	Yarn, Synthetic; Filament, Monofilament (less Than 67 Decitex), Of High Tenacity Yarn Of Poly		567		7.134
	540239	Yarn, Synthetic; Filament, Monofilament (less Than 67 Decitex), Textured, O	1.425	270	6.154	5.179
	540419	Monofilament N.e.c. In Heading No 5404; Of 67 Decitex Or More And Of Wh	3		90	
	540710	Fabrics, Woven; From High Tenacity Yarn, Of Nylon, Other Polyamides Or Of	32		344	
	540752	Fabrics, Woven; Containing 85% Or More By Weight Of Textured Polyester F	195.027		253.358	
	540761	Fabrics, Woven; Containing 85% Or More By Weight Of Non-textured Polyester Filaments		1		17
	550190	Fibres; Synthetic Filament Tow, Of Synthetic Materials N.e.c. In Heading No.	7	5	3	4
	550510	Fibres; Waste (including Noils, Yarn Waste And Garnetted Stock), Of Synthet	854		131	
	550810	Sewing Thread; Of Synthetic Staple Fibres, Whether Or Not Put Up For Retail	13.822	16.268	11.048	12.321
	550911	Yarn; (not Sewing Thread), Single, Of Synthetic Staple Fibres, Containing 85%	64		238	
	551110	Yarn; (not Sewing Thread), Of Synthetic Staple Fibres, Containing 85% Or Mc	918		13.343	
	551120	Yarn; (not Sewing Thread), Of Synthetic Staple Fibres, Containing Less Than 8	643	765	11.506	11.402
	551323	Fabrics, Woven; Dyed, Containing Less Than 85% By Weight Of Polyester Sta	1.013		3.852	
	551512	Fabrics, Woven; Of Polyester Staple Fibres N.e.c. In Chapter 55, Mixed Mainl	170.907		207.790	
	560121	Wadding; Other Articles Thereof, Of Cotton	4	1	38	4
	560122	Wadding; Other Articles Thereof, Of Man-made Fibres		1.945		634
	560129	Wadding; Other Articles Thereof, Other Than Of Cotton Or Man-made Fibres		850		663

https://www.bps.go.id

Tabel 2. Ekspor Provinsi Asal Barang Dirinci Menurut Kode HS6 Digit, 2020—2021

Provinsi Asal	Kode HS 6	Deskripsi HS 6 Digit	Berat Bersih (Kg)		Nilai FOB (US$)	
			2020	2021	2020	2021
(1)	(2)	(3)	(4)	(5)	(6)	(7)
Kepulauan Riau						
	560229	Felt; Of Textile Materials Other Than Wool Or Fine Animal Hair (excluding Ne	163	41	598	178
	560313	Nonwovens; Whether Or Not Impregnated, Coated, Covered Or Laminated, Of Man-made Fila		18		14
	560392	Nonwovens; Whether Or Not Impregnated, Coated, Covered Or Laminated,	2.028	3.517	53.907	107.514
	560393	Nonwovens; Whether Or Not Impregnated, Coated, Covered Or Laminated,	75	663	1.495	8.615
	560394	Nonwovens; Whether Or Not Impregnated, Coated, Covered Or Laminated,	1.940	224.221	44.588	776.788
	560490	Yarn; Textile Yarn, Strip, And The Like Of Heading No. 5404 Or 5405, Impregnated, Coated, Co		24		1.186
	560500	Yarn; Metallised, Whether Or Not Gimped, Of Textile Yarn, Or Strip Or The Li	9.602	9.371	324.237	411.821
	560729	Twine, Cordage, Ropes, Cables; Of Sisal Or Other Textile Fibres Of The Genus	2.070	2.892	1.680	29.026
	560741	Twine; Binder Or Baler Twine, Of Polyethylene Or Polypropylene		63		760
	560749	Twine, Cordage, Ropes, Cables; Of Polyethylene Or Polypropylene (excluding	17.479	34.412	414.801	77.535
	560750	Twine, Cordage, Ropes, Cables; Of Synthetic Fibres Other Than Polyethylene	7.989	1.189	176.209	4.499
	560790	Twine, Cordage, Ropes, Cables; Of Materials N.e.c. In Heading No. 5607, Wh	21.982	6.683	8.557	50.316
	560811	Twine, Cordage Or Rope; Fishing Nets, Made Up, Of Man Made Textile Materials		5		49
	560819	Twine, Cordage Or Rope; Knotted Netting, For Other Than Fishing, Of Man-n	99	13	545	364
	560900	Yarn; Articles Of Yarn, Strip Or The Like Of Heading No. 5404 And 5405, Twir	145	4.200	1.423	63.138
	570242	Carpets And Other Textile Floor Coverings; Woven, (not Tufted Or Flocked), Of Man-made Tex		50		26
	570500	Carpets And Other Textile Floor Coverings; N.e.c. In Chapter 57, Whether Or Not Made Up		1		6
	580190	Fabrics; Woven Pile And Chenille, Of Textile Materials N.e.c. In Heading No.	14.430	5.425	4.088	1.985
	580220	Fabrics; Terry Towelling And Similar Woven Terry Fabrics, Of Textile Materia	10		20	
	580300	Gauze; Other Than Narrow Fabrics Of Heading No. 5806		318		140
	580430	Lace; Hand-made, In The Piece, In Strips Or Motifs, (other Than Fabrics Of Headings 60.02 To		112		1.936
	580610	Fabrics; Woven Pile (including Terry Towelling And Similar Terry Fabrics) And Chenille Fabrics		11		78
	580620	Fabrics; Narrow (excluding Pile Fabrics), Containing By Weight 5% Or More C	34	42	2.252	1.177
	580631	Fabrics; Narrow Woven Fabrics, N.e.c. In Heading No. 5806, Of Cotton (exclu	2.818	189	7.712	1.154
	580632	Fabrics, Narrow Woven Fabrics, N.e.c. In Heading No. 5806, Of Man-made Fi	337	1	3.295	82
	580710	Labels, Badges And Similar Articles; Woven, Of Textile Materials, In The Piece, In Strips Or Cut		599		2.570
	580790	Labels, Badges And Similar Articles; (other Than Woven), Of Textile Materials	82	52	7.162	608
	580810	Braids; In The Piece		3		83
	580900	Fabrics, Woven; Of Metal Thread And Metallised Yarn Of Heading No. 5605, Of A Kind Used In		0		3
	581091	Embroidery; With Visible Ground, Of Cotton, In The Piece, In Strips Or In Mo	26.772		307.761	
	590190	Textile Fabrics; Coated With Gum Or Amylaceous Substances, Tracing Cloth, Prepared Painting		582		626
	590210	Textile Fabrics; Tyrecord Of High Tenacity Yarn Of Nylon Or Other Polyamide	105		1.292	
	590310	Textile Fabrics; Impregnated, Coated, Covered Or Laminated With Poly(vinyl	18	9	136	9
	590390	Textile Fabrics; Impregnated, Coated, Covered Or Laminated With Plastics, (	12		14	
	590610	Textile Fabrics, Rubberised; (excluding Those Of Heading No. 5902), Adhesiv	1.635	128	1.039	2.617
	590700	Textile Fabrics; Otherwise Impregnated, Coated Or Covered, Painted Canvas	586		1.510	
	590800	Textile Wicks, Woven, Plaited Or Knitted; For Lamps, Stoves, Lighters, Candle	36		105	
	590900	Textile Hosepiping And Similar Textile Tubing; With Or Without Lining, Armo	31	170	230	2.074
	591000	Textiles; Transmission Or Conveyor Belts Or Belting, Of Textile Material, Whether Or Not Impr		0		0
	591110	Textile Fabric, Felt & Felt-lined Woven Fabrics, Coated/covered/laminated W	273		1.350	
	591120	Textile Products And Articles For Technical Uses; Bolting Cloth, Whether Or	129		17	
	591140	Textile Products And Articles For Technical Uses; Straining Cloth Of A Kind Used In Oil Presses		7.500		3.724
	591190	Textile Products And Articles For Technical Uses; N.e.c. In Heading No. 5911	27	137	331	24.093
	600122	Fabrics; Looped Pile Fabrics, Of Man-made Fibres, Knitted Or Crocheted	69.391	25.008	301.542	15.005
	600129	Fabrics; Looped Pile Fabrics, Of Textile Materials (other Than Cotton Or Man	11.599	39.861	89.700	57.807
	600390	Fabrics; Knitted Or Crocheted Fabrics, Other Than Those Of Heading 60.01 And 60.02, Of A Wi		6		52
	600490	Fabrics; Knitted Or Crocheted, Other Than Those Of Heading 60.01, Of A Width Exceeding 30		25		293
	600622	Fabrics; Knitted Or Crocheted Fabrics, Other Than Those Of Headings 60.01 To 60.04, Of Cotto		167.125		263.849
	600623	Fabrics; Knitted Or Crocheted Fabrics, Other Than Those Of Headings 60.01	3	9	4	43
	600631	Fabrics; Knitted Or Crocheted Fabrics, Other Than Those Of Headings 60.01	30		684	
	600634	Fabrics; Knitted Or Crocheted Fabrics, Other Than Those Of Headings 60.01	267.751		330.485	
	600690	Fabrics; Knitted Or Crocheted Fabrics, Other Than Those Of Headings 60.01 To 60.04,and Oth		45.613		38.849
	610120	Coats; Men's Or Boys' Overcoats, Car-coats, Capes, Anoraks, Wind-jackets A	31.356	68.054	496.513	1.157.558
	610130	Coats; Men's Or Boys' Overcoats, Car-coats, Capes, Anoraks, Wind-jackets A	4.027	2.064	246.563	125.811
	610190	Coats; Men's Or Boys' Overcoats, Car-coats, Capes, Anoraks, Wind-jackets A	1.978	6.991	9.306	128.992
	610220	Coats; Women's Or Girls' Overcoats, Car-coats, Capes, Anoraks, Wind-jacket	76.059	115.053	1.212.221	1.232.312
	610230	Coats; Women's Or Girls' Overcoats, Car-coats, Capes, Anoraks, Wind-jacket	71.730	11.708	1.629.146	307.041
	610290	Coats; Women's Or Girls' Overcoats, Car-coats, Capes, Anoraks, Wind-jacket	1	73	5	444
	610310	Suits; Men's Or Boys', Knitted Or Crocheted	798	80	2.662	1.476
	610329	Ensembles; Men's Or Boys', Of Textile Materials (other Than Cotton Or Synthetic Fibres), Knitt		12		169

http://www.bps.go.id

Tabel 2. Ekspor Provinsi Asal Barang Dirinci Menurut Kode HS6 Digit, 2020—2021

Provinsi Asal	Kode HS 6	Deskripsi HS 6 Digit	Berat Bersih (Kg)		Nilai FOB (US$)	
			2020	2021	2020	2021
(1)	(2)	(3)	(4)	(5)	(6)	(7)
Kepulauan Riau						
	610332	Jackets And Blazers; Men's Or Boys', Of Cotton, Knitted Or Crocheted	2.460		40.366	
	610333	Jackets And Blazers; Men's Or Boys', Of Synthetic Fibres, Knitted Or Crochete	108	82	4.185	8.875
	610342	Trousers, Bib And Brace Overalls, Breeches And Shorts; Men's Or Boys', Of C	108.001	160.306	1.904.934	3.063.969
	610343	Trousers, Bib And Brace Overalls, Breeches And Shorts; Men's Or Boys', Of S	61.788	70.661	2.552.769	2.948.132
	610349	Trousers, Bib And Brace Overalls, Breeches And Shorts; Men's Or Boys', Of T	2.200	2.478	37.012	1.163
	610419	Suits; Women's Or Girls', Of Textile Materials (other Than Synthetic Fibres), I	25.002	8.877	82.113	118.893
	610422	Ensembles; Women's Or Girls', Of Cotton, Knitted Or Crocheted		178		2.627
	610423	Ensembles; Women's Or Girls', Of Synthetic Fibres, Knitted Or Crocheted		212		5.890
	610429	Ensembles; Women's Or Girls', Of Textile Materials (other Than Cotton Or Synthetic Fibres), K		15.366		64.233
	610432	Jackets; Women's Or Girls', Of Cotton, Knitted Or Crocheted	10.722	5.583	253.667	134.898
	610433	Jackets; Women's Or Girls', Of Synthetic Fibres, Knitted Or Crocheted	54	205	1.894	14.314
	610442	Dresses; Women's Or Girls', Of Cotton, Knitted Or Crocheted	338.305	607.339	5.632.992	9.568.169
	610443	Dresses; Women's Or Girls', Of Synthetic Fibres, Knitted Or Crocheted	11.250	192	228.156	6.840
	610444	Dresses; Women's Or Girls', Of Artificial Fibres, Knitted Or Crocheted		2.628		50.445
	610449	Dresses; Women's Or Girls', Of Textile Materials (other Than Wool Or Fine A	4.844	2.724	77.678	6.818
	610452	Skirts And Divided Skirts; Women's Or Girls', Of Cotton, Knitted Or Crocheted		610		19.740
	610453	Skirts And Divided Skirts; Women's Or Girls', Of Synthetic Fibres, Knitted Or	4.750	454	81.135	1.508
	610459	Skirts And Divided Skirts; Women's Or Girls', Of Textile Materials (other Thar	459		14.089	
	610462	Trousers, Bib And Brace Overalls, Breeches And Shorts; Women's Or Girls', O	3.067.868	3.536.596	48.538.398	54.293.038
	610463	Trousers, Bib And Brace Overalls, Breeches And Shorts; Women's Or Girls', O	449.454	789.121	18.205.267	26.122.949
	610469	Trousers, Bib And Brace Overalls, Breeches And Shorts; Women's Or Girls', O	1.451	4.979	87.794	202.623
	610510	Shirts; Men's Or Boys', Of Cotton, Knitted Or Crocheted	208.673	182.322	3.487.178	3.397.711
	610520	Shirts; Men's Or Boys', Of Man-made Fibres, Knitted Or Crocheted	30.106	44.197	587.249	818.140
	610590	Shirts; Men's Or Boys', Of Textile Materials (other Than Cotton Or Man-made	290		7.018	
	610610	Blouses, Shirts And Shirt-blouses; Women's Or Girls', Of Cotton, Knitted Or C	329.839	450.472	5.389.415	5.554.125
	610620	Blouses, Shirts And Shirt-blouses; Women's Or Girls', Of Man-made Fibres, K	26.707	20.535	632.719	447.686
	610690	Blouses, Shirts And Shirt-blouses; Women's Or Girls', Of Textile Materials (ot	22.741	29.763	91.702	114.996
	610711	Underpants And Briefs; Men's Or Boys', Of Cotton, Knitted Or Crocheted	4		103	
	610712	Underpants And Briefs; Men's Or Boys', Of Man-made Fibres, Knitted Or Cro	1.714	438	68.882	19.356
	610719	Underpants And Briefs; Men's Or Boys', Of Textile Materials (other Than Cot	891	319	11.841	4.907
	610791	Bathrobes, Dressing Gowns And Similar Articles; Men's Or Boys', Of Cotton, I	934	1.876	12.840	25.915
	610819	Slips And Petticoats; Women's Or Girls', Of Textile Materials (other Than Ma	4		177	
	610829	Briefs And Panties; Women's Or Girls', Of Textile Materials (other Than Cotto	426		7.820	
	610831	Nightdresses And Pyjamas; Women's Or Girls', Of Cotton, Knitted Or Crochet	93.078	281.582	1.632.851	3.828.890
	610832	Nightdresses And Pyjamas; Women's Or Girls', Of Man-made Fibres, Knitted	20.971	187	298.974	2.590
	610891	Negligees, Bathrobes, Dressing Gowns And Similar Articles; Women's Or Girl	96.784	27.759	1.502.633	398.363
	610892	Negligees, Bathrobes, Dressing Gowns And Similar Articles; Women's Or Girl	15.403	48.727	279.436	718.991
	610910	T-shirts, Singlets And Other Vests; Of Cotton, Knitted Or Crocheted	87.022	111.404	2.146.719	2.208.388
	610990	T-shirts, Singlets And Other Vests; Of Textile Materials (other Than Cotton), I	173.037	172.155	6.989.792	6.958.607
	611019	Jerseys, Pullovers, Cardigans, Waistcoats And Similar Articles; Knitted Or Cro	192	210	25.055	4.413
	611020	Jerseys, Pullovers, Cardigans, Waistcoats And Similar Articles; Of Cotton, Kni	531.883	969.199	8.091.695	13.926.843
	611030	Jerseys, Pullovers, Cardigans, Waistcoats And Similar Articles; Of Man-made	207.274	179.298	5.771.297	5.797.579
	611090	Jerseys, Pullovers, Cardigans, Waistcoats And Similar Articles; Of Textile Mat	9.175	3.298	171.956	70.370
	611120	Garments And Clothing Accessories; Babies', Of Cotton, Knitted Or Crocheted		189		4.190
	611130	Garments And Clothing Accessories; Babies', Of Synthetic Fibres, Knitted Or	1.043	1.474	37.475	51.387
	611190	Garments And Clothing Accessories; Babies', Of Textile Materials (other Thar	568	15.056	35.139	338.265
	611212	Track Suits; Of Synthetic Fibres, Knitted Or Crocheted	188	5.400	7.224	186.384
	611241	Swimwear; Women's Or Girls', Of Synthetic Fibres, Knitted Or Crocheted	35	128	3.391	12.529
	611249	Swimwear; Women's Or Girls', Of Textile Materials (other Than Synthetic Fib	46	96	6.066	11.241
	611300	Garments Made Up Of Knitted Or Crocheted Fabrics Of Heading No. 5903, 5	430	1.807	133.562	30.219
	611420	Garments; Of Cotton, Knitted Or Crocheted, N.e.c. In Chapter 61	10.528	114.526	190.196	1.866.268
	611430	Garments; Of Man-made Fibres, Knitted Or Crocheted, N.e.c. In Chapter 61	12.782	32.310	427.289	1.996.320
	611490	Garments; Of Textile Materials (other Than Cotton Or Man-made Fibres), Kn	63	998	10.411	1.918
	611510	Graduated Compression Hosiery (for Example, Stockings For Varicose Veins),	2		38	
	611521	Hosiery; Panty Hose And Tights (other Than Graduated Compression Hosiery	3.573	10.207	194.651	571.726
	611522	Hosiery; Panty Hose And Tights (other Than Graduated Compression Hosiery	1.547	1.901	93.905	98.473
	611529	Hosiery; Panty Hose And Tights (other Than Graduated Compression Hosiery	492	2.120	17.821	53.862
	611530	Hosiery; Women's, Full-length Or Knee-length (other Than Graduated Compression Hosiery), I		3		291
	611599	Hosiery And Footwear; Without Applied Soles, Of Textile Materials N.e.c. In I	21		185	
	611610	Gloves, Mittens And Mitts; Knitted Or Crocheted, Impregnated, Coated Or C	125	10	110	158

https://kepri.bps.go.id

Tabel 2. Ekspor Provinsi Asal Barang Dirinci Menurut Kode HS6 Digit, 2020—2021

Provinsi Asal	Kode HS 6	Deskripsi HS 6 Digit	Berat Bersih (Kg)		Nilai FOB (US$)	
			2020	2021	2020	2021
(1)	(2)	(3)	(4)	(5)	(6)	(7)
Kepulauan Riau						
	611692	Gloves, Mittens And Mitts; Of Cotton, Knitted Or Crocheted, (other Than Imp	238	1	394	0
	611699	Gloves, Mittens And Mitts; Of Textile Materials (other Than Wool Or Fine An	49	384	737	528
	611710	Shawls, Scarves, Mufflers, Mantillas, Veils And The Like; Knitted Or Crochete	485.285	1.374	7.970.388	67.274
	611780	Clothing Accessories; Knitted Or Crocheted, N.e.c. In Heading No. 6117	1.760	0	19.974	7
	611790	Clothing; Parts, Knitted Or Crocheted	1.551	40	19.377	1.839
	620312	Suits; Men's Or Boys', Of Synthetic Fibres (not Knitted Or Crocheted)		54		451
	620319	Suits; Men's Or Boys', Of Textile Materials N.e.c. In Item No. 6203.1 (not Knit	6.437		72.201	
	620332	Jackets And Blazers; Men's Or Boys', Of Cotton (not Knitted Or Crocheted)	424	5.074	6.670	25.690
	620333	Jackets And Blazers; Men's Or Boys', Of Synthetic Fibres (not Knitted Or Croc	12.195	277	312.318	27.860
	620339	Jackets And Blazers; Men's Or Boys', Of Textile Materials N.e.c. In Item No. 6	40	4	240	90
	620342	Trousers, Bib And Brace Overalls, Breeches And Shorts; Men's Or Boys', Of C	6.959	909	145.549	16.003
	620343	Trousers, Bib And Brace Overalls, Breeches And Shorts; Men's Or Boys', Of S	39.137	18.930	1.569.121	900.703
	620349	Trousers, Bib And Brace Overalls, Breeches And Shorts; Men's Or Boys', Of T	10.313	12.608	33.112	143.300
	620412	Suits; Women's Or Girls', Of Cotton (not Knitted Or Crocheted)		82		689
	620419	Suits; Women's Or Girls', Of Textile Materials N.e.c. In Item No. 6204.1 (not I	22.073	26.079	99.510	99.106
	620439	Jackets And Blazers; Women's Or Girls', Of Textile Materials N.e.c. In Item No	310	250	487	676
	620442	Dresses; Women's Or Girls', Of Cotton (not Knitted Or Crocheted)		342		1.274
	620443	Dresses; Women's Or Girls', Of Synthetic Fibres (not Knitted Or Crocheted)	97		404	
	620449	Dresses; Women's Or Girls', Of Textile Materials N.e.c. In Item No. 6204.4 (n	28.814	27.418	79.696	96.214
	620459	Skirts And Divided Skirts; Women's Or Girls', Of Textile Materials N.e.c. In Ite	26.036	30.162	44.604	74.908
	620461	Trousers, Bib And Brace Overalls, Breeches And Shorts; Women's Or Girls', O	4		25	
	620462	Trousers, Bib And Brace Overalls, Breeches And Shorts; Women's Or Girls', O	26	69	5.338	267
	620463	Trousers, Bib And Brace Overalls, Breeches And Shorts; Women's Or Girls', O	29.909	8.695	1.098.611	453.902
	620469	Trousers, Bib And Brace Overalls, Breeches And Shorts; Women's Or Girls', O	45.611	51.591	207.909	250.489
	620520	Shirts; Men's Or Boys', Of Cotton (not Knitted Or Crocheted)	60.076	84.075	219.854	743.395
	620530	Shirts; Men's Or Boys', Of Man-made Fibres (not Knitted Or Crocheted)	4.862	120	184.179	11.367
	620590	Shirts; Men's Or Boys', Of Textile Materials N.e.c. In Heading No. 6205 (not K	260	81	5.424	8.225
	620610	Blouses, Shirts And Shirt-blouses; Women's Or Girls', Of Silk Or Silk Waste (not Knitted Or Croc		85		103
	620630	Blouses, Shirts And Shirt-blouses; Women's Or Girls', Of Cotton (not Knitted	44.856	20.235	157.920	117.603
	620640	Blouses, Shirts And Shirt-blouses; Women's Or Girls', Of Man-made Fibres (n	3.322	1.568	100.478	41.541
	620690	Blouses, Shirts And Shirt-blouses; Women's Or Girls', Of Textile Materials N.e	55.628	71.881	180.416	212.385
	620799	Singlets And Other Vests, Bathrobes, Dressing Gowns And Similar Articles; M	5		428	
	620829	Nightdresses And Pyjamas; Women's Or Girls', Of Textile Materials Other Than Cotton Or Mar		4		15
	620891	Singlets And Other Vests, Briefs, Panties, Negligees, Bathrobes, Dressing Gowns And Similar A		1.079		20.471
	620920	Garments And Clothing Accessories; Babies', Of Cotton (not Knitted Or Croch	456	48	1.792	146
	620930	Garments And Clothing Accessories; Babies', Of Synthetic Fibres (not Knitted	204	341	130	827
	620990	Garments And Clothing Accessories; Babies', Of Textile Materials Other Than	486	3	5.010	6
	621010	Garments; Of Felt Or Non-wovens (not Knitted Or Crocheted)	58	1.236	2.296	73.945
	621020	Garments; Overcoats, Raincoats, Car-coats, Capes, Cloaks And Similar Articles, Men's Or Boys'		444		3.228
	621030	Garments; Overcoats, Raincoats, Car-coats, Capes, Cloaks And Similar Articles, Women's Or Gi		416		6.693
	621040	Garments; Men's Or Boys', N.e.c. In Item No. 6210.2, Of The Fabrics Of Head	2	152	94	305
	621050	Garments; Women's Or Girls', N.e.c. In Item No. 6210.3, Of The Fabrics Of H	4.923	4	2.976	223
	621112	Swimwear; Women's Or Girls', (not Knitted Or Crocheted)	6		44	
	621132	Track Suits And Other Garments N.e.c.; Men's Or Boys', Of Cotton (not Knitte	4	254	20	770
	621133	Track Suits And Other Garments N.e.c.; Men's Or Boys', Of Man-made Fibres	1.282	2.622	102.222	176.922
	621139	Track Suits And Other Garments N.e.c.; Men's Or Boys', Of Textile Materials	65		145	
	621143	Track Suits And Other Garments N.e.c.; Women's Or Girls', Of Man-made Fib	44	89	2.046	624
	621149	Track Suits And Other Garments N.e.c.; Women's Or Girls', Of Textile Materi	695	1.602	42.130	33.887
	621210	Brassieres; Whether Or Not Knitted Or Crocheted	10.526	14.389	226.845	537.364
	621220	Girdles And Panty-girdles; Whether Or Not Knitted Or Crocheted	410		7.399	
	621230	Corselettes; Whether Or Not Knitted Or Crocheted	1		118	
	621290	Braces, Suspenders, Garters And Similar Articles; Whether Or Not Knitted Or Crocheted, N.e.c		767		59.070
	621410	Shawls, Scarves, Mufflers, Mantillas, Veils And The Like; Of Silk Or Silk Waste (not Knitted Or C		68		17
	621590	Ties, Bow Ties And Cravats; Of Textile Materials Other Than Silk Or Man-made Fibres (not Knit		245		478
	621600	Gloves, Mittens And Mitts (not Knitted Or Crocheted)	430	441	8.242	10.090
	621710	Clothing Accessories; Other Than Those Of Heading No. 6212 (not Knitted Or Crocheted)		27		624
	621790	Clothing; Parts Of Garments Or Of Clothing Accessories, Other Than Those O	23.182	1.629	42.344	17.895
	630130	Blankets (other Than Electric Blankets) And Travelling Rugs; Of Cotton	275	175	690	147
	630140	Blankets (other Than Electric Blankets) And Travelling Rugs; Of Synthetic Fibres		22		887
	630190	Blankets And Travelling Rugs; N.e.c. In Heading No. 6301	74	146	315	1.262

https://kepri.bps.go.id

Tabel 2. Ekspor Provinsi Asal Barang Dirinci Menurut Kode HS6 Digit, 2020—2021

Provinsi Asal	Kode HS 6	Deskripsi HS 6 Digit	Berat Bersih (Kg)		Nilai FOB (US$)	
			2020	2021	2020	2021
(1)	(2)	(3)	(4)	(5)	(6)	(7)
Kepulauan Riau						
	630259	Table Linen; Of Textile Materials (other Than Cotton Or Man-made Fibres), N	0		4	
	630260	Kitchen And Toilet Linen; Of Terry Towelling Or Similar Terry Fabrics, Of Cott	54	9	266	55
	630299	Toilet And Kitchen Linen; Of Textile Materials (other Than Cotton Or Man-ma	1		4	
	630319	Curtains (including Drapes) And Interior Blinds; Curtain Or Bed Valances, Knit	40	164	34	787
	630392	Curtains (including Drapes) And Interior Blinds, Curtain Or Bed Valances; Of Synthetic Fibres, N		51		404
	630399	Curtains (including Drapes) And Interior Blinds, Curtain Or Bed Valances; Of Textile Materials (		4		27
	630419	Bedspreads; Not Knitted Or Crocheted	350	44	747	35
	630491	Furnishing Articles; Excluding Those Of Heading No. 9404, N.e.c. In Heading 6304, Knitted Or (		37		170
	630492	Furnishing Articles; Of Cotton, Not Knitted Or Crocheted (excluding Bedsprea	14		403	
	630510	Sacks And Bags; Of A Kind Used For The Packing Of Goods, Of Jute Or Of Other Textile Bast Fib		40		1.201
	630520	Sacks And Bags; Of A Kind Used For The Packing Of Goods, Of Cotton		86		1.250
	630532	Sacks And Bags; Of A Kind Used For The Packing Of Goods, Of Man-made Tex	18	23.603	10	55.569
	630533	Sacks And Bags; Of A Kind Used For The Packing Of Goods, Of Man-made Textile Materials, Of		4.000		1.120
	630539	Sacks And Bags; Of A Kind Used For The Packing Of Goods, Of Man-made Tex	5		23	
	630590	Sacks And Bags; Of A Kind Used For The Packing Of Goods, Of Textile Materia	102.380	3.345	153.379	4.191
	630612	Tarpaulins, Awnings And Sunblinds; Of Synthetic Fibres	9	89.373	4.607	58.429
	630619	Tarpaulins, Awnings And Sunblinds; Of Textile Materials Other Than Synthet	61	73.474	840	43.444
	630622	Tents; Of Synthetic Fibres	49		8	
	630630	Sails; For Boats, Sailboards Or Landcraft	318	177	10.815	11.030
	630690	Camping Goods; (of Textile Materials), N.e.c In Heading No. 6306	3	16.148	80	25.740
	630710	Cloths; Floor Cloths, Dish-cloths, Dusters And Similar Cleaning Cloths	10.169	308	7.081	812
	630720	Life-jackets And Life-belts	1.983	38.735	14.617	38.908
	630790	Textiles; Made Up Articles (including Dress Patterns), N.e.c. In Chapter 63, N	101.142	85.019	3.939.533	1.659.154
	630900	Clothing; Worn, And Other Worn Articles	119	10	6.115	140
	631010	Rags; Used Or New, Scrap Twine, Cordage, Rope And Cables And Worn Out /	236.541	605.775	58.779	104.261
	640110	Footwear; Waterproof With Metal Toe-cap, Rubber Or Plastic Outer Soles And Uppers (not As		15		18
	640199	Footwear; Waterproof, N.e.c. In Heading No. 6401, Rubber Or Plastic Outer S	12	0	132	1
	640219	Sports Footwear; (other Than Ski-boots, Snowboard Boots Or Cross-country Ski Footwear), Wi		13		844
	640291	Footwear; N.e.c. In Heading No. 6402, Covering The Ankle, With Outer Soles And Uppers Of R		763		599
	640299	Footwear; N.e.c. In Heading No. 6402, (other Than Just Covering The Ankle),	138	320	4.763	15.738
	640319	Sports Footwear; (other Than Ski-boots, Snowboard Boots Or Cross-country	62	214.485	622	154.110
	640320	Footwear; With Outer Soles Of Leather, Uppers Consisting Of Leather Straps Across Instep An		1.178		10.258
	640340	Footwear; With Metal Toe-cap, Outer Soles Of Rubber, Plastics, Leather Or (	2.154.290	13	17.197.891	404
	640359	Footwear; N.e.c. In Heading No. 6403, (not Covering The Ankle), Outer Soles And Uppers Of Le		288		34.319
	640391	Footwear; N.e.c. In Heading No. 6403, Covering The Ankle, Outer Soles Of Ru	132	6	92	462
	640399	Footwear; N.e.c. In Heading No. 6403, (not Covering The Ankle), Outer Soles	10	21	39	1.617
	640411	Sports Footwear; Tennis Shoes, Basketball Shoes, Gym Shoes, Training Shoes	72	40	3.469	6.063
	640419	Footwear; (other Than Sportswear), With Outer Soles Of Rubber Or Plastics /	154.581	89.630	148.134	72.923
	640420	Footwear; Outer Soles Of Leather Or Composition Leather, Uppers Of Textile	4.509		753	
	640590	Footwear; N.e.c. In Chapter 64	330	1.910	41.720	1.317
	640610	Footwear; Parts, Uppers And Parts Thereof, Other Than Stiffeners	1.484	5.502	3.371	10.557
	640620	Footwear; Parts, Outer Soles And Heels, Of Rubber Or Plastics		47		500
	640690	Footwear; Parts, N.e.c. In Heading 6406	29.956	45.833	246.551	356.391
	650100	Hat-forms, Hat Bodies And Hoods Of Felt, Neither Blocked To Shape Nor With Made Brims; Pla		2		3
	650400	Hats And Other Headgear; Plaited Or Made By Assembling Strips Of Any Mat	4.934	4.755	231.327	302.180
	650500	Hats And Other Headgear; Knitted Or Crocheted, Or Made Up From Lace, Fe	15.884	8.992	545.042	337.486
	650610	Headgear; Safety, Whether Or Not Lined Or Trimmed	588	3.212	8.109	128.300
	650691	Headgear; (other Than Safety Headgear), Of Rubber Or Plastics, Whether Or Not Lined Or Trin		1.325		2.846
	650699	Headgear; (other Than Safety Headgear), (of Materials Other Than Rubber Or Plastic), Whethe		50		216
	650700	Head-bands, Linings, Covers, Hat Foundations, Hat Frames, Peaks And Chins	2.186	2.652	87.304	218.937
	660199	Umbrellas And Sun Umbrellas; N.e.c. In Heading No. 6601 (including Walking	32		396	
	680229	Stone; Monumental Or Building Stone, N.e.c. In Item No. 6802.2, Articles Th	59.165	12.160	9.087	6.110
	680293	Granite; Articles Thereof, (other Than Simply Cut Or Sawn, With A Flat Or Ev	1		344	
	680299	Stone; Natural (excluding Marble, Travertine, Alabaster, Other Calcareous St	1.209.421	1.123.604	989.528	1.200.366
	680410	Millstones And Grindstones; For Milling, Grinding Or Pulping	1.276	10.007	202	64.115
	680421	Millstones, Grindstones, Grinding Wheels And The Like; Of Agglomerated Sy	514	169.608	2.083	87.444
	680422	Millstones, Grindstones, Grinding Wheels And The Like; Of Other Agglomera	16	31	1.107	3.362
	680423	Millstones, Grindstones, Grinding Wheels And The Like; Of Natural Stone		102		98
	680430	Stones; Hand Sharpening Or Polishing Stones, Of Natural Stone, Agglomerat	29	552	876	4.811
	680510	Abrasive Powder Or Grain; Natural Or Artificial, On A Base Of Woven Textile Fabric Only, Whe		7		68

https://riau.bps.go.id

Tabel 2. Ekspor Provinsi Asal Barang Dirinci Menurut Kode HS6 Digit, 2020—2021

Provinsi Asal	Kode HS 6	Deskripsi HS 6 Digit	Berat Bersih (Kg)		Nilai FOB (US$)	
			2020	2021	2020	2021
(1)	(2)	(3)	(4)	(5)	(6)	(7)
Kepulauan Riau						
	680520	Abrasive Powder Or Grain; Natural Or Artificial, On A Base Of Paper Or Paper	15	803	7	6.536
	680530	Abrasive Powder Or Grain; Natural Or Artificial, On A Base Of Materials N.e.c	3	52	43	1.612
	680610	Slag Wool, Rock Wool And Similar Mineral Wools (including Intermixtures Th	153.059	269	355.778	559
	680690	Minerals; Mixtures And Articles Of Heat-insulating, Sound-insulating Or Sour	806	1.475	200	263.687
	680800	Panels, Boards, Tiles, Blocks And The Like; Of Vegetable Fibre, Of Straw, Shav	17.740	670	8.108	899
	680911	Plaster, Or Plaster Compositions; Boards, Sheets, Panels, Tiles And Similar Ar	55		520	
	680919	Plaster, Or Plaster Compositions; Boards, Sheets, Panels, Tiles And Similar Articles, (other Thar		361		1.675
	681011	Cement, Concrete Or Artificial Stone; Building Blocks Or Bricks, Whether Or N	6.000	38.800	1.190	74.560
	681019	Cement, Concrete Or Artificial Stone; Tiles, Flagstones And Similar, (excludin	68.429	522.000	6.955	140.528
	681099	Cement, Concrete Or Artificial Stone; Articles (other Than Prefabricated Stru	98.585.252	2.720.000	6.057.783	1.495.067
	681140	Asbestos-cement; Articles Or The Like, Containing Asbestos		15		96
	681189	Cellulose Fibre-cement; Articles Or The Like, Other Than Corrugated Sheets And Other Sheets,		100		18
	681291	Asbestos Or Mixtures With A Basis Of Asbestos (other Than Crocidolite); Clothing, Clothing Ac		25		53
	681299	Asbestos Or Mixtures With A Basis Of Asbestos (other Than Crocidolite); Fibres, Mixtures Or A		1.286		69
	681320	Friction Material And Articles Thereof (e.g. Sheets, Rolls, Strips, Segments, D	387	5.120	2.145	7.268
	681389	Friction Material And Articles Thereof (e.g. Sheets, Rolls, Strips, Segments, D	1		214	
	681410	Mica; Plates, Sheets And Strips Of Agglomerated Or Reconstituted Mica, Wh	0		3	
	681490	Mica; Worked Mica And Articles Of Mica (excluding Plates, Sheets And Strips	4		17.868	
	681599	Stone Articles And Articles Of Other Mineral Substances; N.e.c. Or Included In Heading No. 68		24		12
	690290	Refractory Bricks, Blocks, Tiles And Similar Refractory Ceramic Constructiona	200		52.613	
	690310	Refractory Ceramic Goods; Containing By Weight More Than 50% Of Graphit	1	6	628	15.730
	690320	Refractory Ceramic Goods; Containing By Weight More Than 50% Of Alumina	290	2.057	3.016	14.651
	690390	Refractory Ceramic Goods; Composition Of Which N.e.c. In Heading No. 690	141	6	474	91
	690600	Ceramic Pipes, Conduits, Guttering And Pipe Fittings		65		164
	690721	Ceramic Tiles; Flags And Paving, Hearth Or Wall Tiles Other Than Those Of Subheadings 6907.		35.435		3.441
	690730	Mosaic Cubes And The Like, Other Than Those Of Subheading 6907.40		1.584		432
	690911	Ceramic Wares; For Laboratory, Chemical Or Other Technical Uses, Of Porcel	1	840	14	9.394
	691010	Ceramic Sinks, Wash Basins, Wash Basin Pedestals, Baths, Bidets, Water Closet Pans, Flushing		688		8.764
	691090	Ceramic Sinks, Wash Basins, Wash Basin Pedestals, Baths, Bidets, Water Clos	2.349		63.922	
	691110	Tableware And Kitchenware; Of Porcelain Or China	0	3	1	27
	691200	Ceramic Tableware, Kitchenware, Other Household Articles And Toilet Articl	363	300	1.385	1.013
	691310	Ceramic Statuettes And Other Ornamental Ceramic Articles, Of Porcelain Or	4.679	11	6.696	77
	691390	Ceramic Statuettes And Other Ornamental Ceramic Articles; Other Than Of Porcelain Or China		144		839
	691410	Ceramic Articles N.e.c. In Chapter 69; Of Porcelain Or China		37		375
	691490	Ceramic Articles N.e.c. In Chapter 69; Other Than Of Porcelain Or China		126		261
	700231	Glass; Unworked, In Tubes, Of Fused Quartz Or Other Fused Silica	131	292	25.819	32.460
	700239	Glass; Unworked, In Tubes, Other Than Of Glass Having A Linear Coefficient	4.493	4.676	15.717	63.785
	700319	Glass; Cast Glass And Rolled Glass, Non-wired Sheets, (excluding Those Colou	17	43	1.541	4.159
	700490	Glass; Drawn And Blown, In Sheets, (other Than Glass Coloured Throughout	597		265	
	700529	Glass; Float Glass And Surface Ground Or Polished Glass, In Sheets, Non-wired, (other Than Co		18		35
	700600	Glass Of Heading No. 7003, 7004 Or 7005; Bent, Edge-worked, Engraved, Dri	42	4	207	58
	700719	Glass; Safety Glass, Toughened (tempered), (not Of A Size And Shape Suitabl	269	1.357	4.532	2.998
	700721	Glass; Safety Glass, Laminated, Of Size And Shape Suitable For Incorporation	6.664	5.219	10.306	11.845
	700729	Glass; Safety Glass, Laminated, (not Of A Size And Shape Suitable For Incorpo	6.079		4.196	
	700992	Glass Mirrors; Framed, Excluding Rear-view Mirrors For Vehicles	282	480	38.117	57.395
	701020	Glass; Stoppers, Lids And Other Closures	1		1.111	
	701090	Glass; Carboys, Bottles, Flasks, Jars, Pots, Phials And Other Containers Of Gla	382	3	154	52
	701310	Glassware; Of A Kind Used For Table, Kitchen, Toilet, Office, Indoor Decorati	86		572	
	701328	Stemware Drinking Glasses, Other Than Of Lead Crystal Or Glass-ceramics	124		150	
	701337	Glassware; Drinking Glasses (not Stemware), Other Than Of Lead Crystal Or	5		4	
	701349	Glassware Of A Kind Used For Table Or Kitchen Purposes (not Drinking Glasses Or Of Glass-cer		2		66
	701391	Glassware; N.e.c. In Heading No. 7013, Of Lead Crystal		11.447		242.266
	701399	Glassware; N.e.c. In Heading No. 7013, Other Than Of Lead Crystal	483	235	495	510
	701400	Glassware; Signalling, (not Optically Worked)	33		41	
	701590	Glasses; Clock Or Watch And Similar, Glasses For Non-corrective Spectacles, Curved, Bent, Hol		1.092		50.516
	701690	Multicellular Or Foam Glass; In Blocks, Panels, Plates, Shells Or Similar Forms	298	297	2.374	364
	701790	Glassware; Laboratory, Hygienic Or Pharmaceutical, Whether Or Not Graduated Or Calibrated		22		95
	701810	Glass; Beads, Imitation Pearls, Imitation Precious Or Semi-precious Stones And Similar Glass S		11		2.113
	701820	Glass Microspheres; Not Exceeding 1mm In Diameter	1		80	
	701912	Glass Fibres; (including Glass Wool), Rovings		8.660		3.337

https://riau.bps.go.id

Tabel 2. Ekspor Provinsi Asal Barang Dirinci Menurut Kode HS6 Digit, 2020—2021

Provinsi Asal	Kode HS 6	Deskripsi HS 6 Digit	Berat Bersih (Kg)		Nilai FOB (US$)	
			2020	2021	2020	2021
(1)	(2)	(3)	(4)	(5)	(6)	(7)
Kepulauan Riau						
	701919	Glass Fibres; (including Glass Wool), Slivers, Yarns And Threads	95	103.683	4.554	149.720
	701990	Glass Fibres; N.e.c. In Heading No. 7019	140.102	14.437	694.961	852.353
	702000	Glass; Articles N.e.c. In Chapter 70	7.196	2.426	336.608	352.822
	710391	Stones; Rubies, Sapphires And Emeralds, Worked (other Than Simply Sawn (	1.014		134.820	
	710691	Metals; Silver, Unwrought, (but Not Powder)	600		492.000	
	711041	Metals; Iridium, Osmium, Ruthenium, Unwrought Or In Powder Form	17		50	
	711311	Jewellery; Of Silver, Whether Or Not Plated Or Clad With Other Precious Me	3		32	
	711319	Jewellery; Of Precious Metal (excluding Silver) Whether Or Not Plated Or Clad With Precious M		0		100
	711590	Metal; Precious Or Metal Clad With Precious Metal, Other Than That Of Item No. 7115.10		0		1.333
	711711	Jewellery; Imitation, Cuff Links And Studs, Of Base Metal, Whether Or Not Pl	2		31	
	711719	Jewellery; Imitation, (excluding Cuff Links And Studs), Of Base Metal, Whether Or Not Plated V		1		357
	711790	Jewellery; Imitation, Of Other Than Base Metal, Whether Or Not Plated With Precious Metal		1		30
	720291	Ferro-alloys; Ferro-titanium And Ferro-silico-titanium	13		695	
	720299	Ferro-alloys; N.e.c. In Heading No. 7202	212		2.602	
	720410	Ferrous Waste And Scrap; Of Cast Iron	817.552	2.025.905	299.056	1.112.971
	720421	Ferrous Waste And Scrap; Of Stainless Steel	8.020.606	5.484.674	7.363.790	8.920.014
	720441	Ferrous Waste And Scrap; Turnings, Shavings, Chips, Milling Waste, Sawdust, Fillings, Trimmin		91.070		42.799
	720449	Ferrous Waste And Scrap; N.e.c. In Heading No. 7204	1.069.684	1.717.883	365.609	875.606
	720510	Iron Or Steel, Pig Iron, Spiegeleisen; Granules Thereof	7.500	6.125	11.760	3.588
	720521	Alloy Steel Powders		190		1.522
	720529	Iron Or Steel, Pig Iron, Spiegeleisen; Powders (excluding Alloy Steel)		2.859		14.896
	720690	Iron Or Non-alloy Steel; Primary Forms (excluding Ingots And Iron Of Heading	34.411	49.505	131.315	260.989
	720711	Iron Or Non-alloy Steel; Semi-finished Products Of Iron Or Non-alloy Steel; Containing By Weig		0		10
	720712	Iron Or Non-alloy Steel; Semi-finished Products Of Iron Or Non-alloy Steel; C	4		12	
	720719	Iron Or Non-alloy Steel; Semi-finished Products Of Iron Or Non-alloy Steel, C	124.544	3	176.533	0
	720720	Iron Or Non-alloy Steel; Semi-finished Products Of Iron Or Non-alloy Steel, C	2.591	60.754	14.468	104.548
	720810	Iron Or Non-alloy Steel; In Coils, Flat-rolled, Of A Width 600mm Or More, Ho	8.840		28.067	
	720825	Iron Or Non-alloy Steel; In Coils, Without Patterns In Relief, Flat-rolled, Of A '	887	152	662	2.437
	720827	Iron Or Non-alloy Steel; In Coils, Without Patterns In Relief, Flat-rolled, Of A '	99.360	102.346	100.800	110.048
	720836	Iron Or Non-alloy Steel; In Coils, Without Patterns In Relief, Flat-rolled, Of A '	4.580	3.221	14.324	6.774
	720837	Iron Or Non-alloy Steel; In Coils, Without Patterns In Relief, Flat-rolled, Of A '	990	75	2.570	887
	720838	Iron Or Non-alloy Steel; In Coils, Without Patterns In Relief, Flat-rolled, Of A Width 600mm Or		1.267		859
	720839	Iron Or Non-alloy Steel; In Coils, Without Patterns In Relief, Flat-rolled, Of A Width 600mm Or		25.120		7.409
	720840	Iron Or Non-alloy Steel; (not In Coils), Flat-rolled, Of A Width 600mm Or Mor	1.023		6.992	
	720851	Iron Or Non-alloy Steel; (not In Coils), Flat-rolled, Of A Width 600mm Or Mor	4.112.462	718.921	3.870.390	965.087
	720852	Iron Or Non-alloy Steel; (not In Coils), Flat-rolled, Of A Width 600mm Or Mor	1.333.085	373.655	1.263.334	377.106
	720853	Iron Or Non-alloy Steel; (not In Coils), Flat-rolled, Of A Width 600mm Or Mor	17.800	0	10.472	5
	720854	Iron Or Non-alloy Steel; (not In Coils), Flat-rolled, Of A Width 600mm Or Mor	410	440	973	1.626
	720890	Iron Or Non-alloy Steel; Flat-rolled, Hot-rolled, Of A Width 600mm Or More,	640.237	2.201.085	522.953	1.908.102
	720916	Iron Or Non-alloy Steel; In Coils, Flat-rolled, Width 600mm Or More, Cold-rolled, Of A Thickne		50		130
	720990	Iron Or Non-alloy Steel; Flat-rolled, Width 600mm Or More, Cold-rolled, N.e.	2.745	37	1.228	69
	721011	Iron Or Non-alloy Steel; Flat-rolled, Width 600mm Or More, Plated Or Coate	170	1.656	252	1.383
	721012	Iron Or Non-alloy Steel; Flat-rolled, Width 600mm Or More, Plated Or Coate	108.351	168.395	121.624	172.424
	721041	Iron Or Non-alloy Steel; Flat-rolled, Width 600mm Or More, Corrugated, Plated Or Coated Wit		36		288
	721050	Iron Or Non-alloy Steel; Flat-rolled, Width 600mm Or More, Plated Or Coate	5.972	22	7.212	229
	721090	Iron Or Non-alloy Steel; Flat-rolled, Width 600mm Or More, Plated Or Coate	138.398	204.499	190.482	162.601
	721190	Iron Or Non-alloy Steel; Flat-rolled, N.e.c. In Heading No. 7211, Width Less T	101.098	600.850	26.113	346.141
	721220	Iron Or Non-alloy Steel; Flat-rolled, Of A Width Less Than 600mm, Electrolytically Plated Or Co		20		200
	721250	Iron Or Non-alloy Steel; Flat-rolled, Width Less Than 600mm, Plated Or Coat	39.025		5.502	
	721310	Iron Or Non-alloy Steel; Bars And Rods, Hot-rolled, In Irregularly Wound Coil	794	3.540	1.723	15.062
	721410	Iron Or Non-alloy Steel; Bars And Rods, Forged, Hot-rolled, Hot-drawn Or Ho	50	29	144	4
	721420	Iron Or Non-alloy Steel; Bars And Rods, Hot-rolled, Hot-drawn Or Hot-extrud	451		230	
	721430	Iron Or Non-alloy Steel; Bars And Rods, Hot-rolled, Hot-drawn Or Hot-extrud	186		653	
	721499	Iron Or Non-alloy Steel; Bars And Rods, Hot-rolled, Hot-drawn Or Hot-extrud	2.288	5.714	1.991	4.758
	721510	Iron Or Non-alloy Steel; Bars And Rods, Of Free-cutting Steel, Cold-formed Or Cold-finished, N		6		321
	721550	Iron Or Non-alloy Steel; Bars And Rods, N.e.c. In Chapter 72, Cold-formed Or Cold-finished, (n		80.972		123.882
	721590	Iron Or Non-alloy Steel; Bars And Rods, N.e.c. In Chapter 72, N.e.c. In Headir	3.007	22.142	2.077	95.564
	721610	Iron Or Non-alloy Steel; U, I Or H Sections, Hot-rolled, Hot-drawn Or Extrude	15.054		10.111	
	721621	Iron Or Non-alloy Steel; L Sections, Hot-rolled, Hot-drawn Or Extruded, Of A	26.089	42.548	24.570	600.049
	721622	Iron Or Non-alloy Steel; T Sections, Hot-rolled, Hot-drawn Or Extruded, Of A	44.014	98.598	644.327	979.604

https://riau.bps.go.id

Tabel 2. Ekspor Provinsi Asal Barang Dirinci Menurut Kode HS6 Digit, 2020—2021

Provinsi Asal	Kode HS 6	Deskripsi HS 6 Digit	Berat Bersih (Kg)		Nilai FOB (US$)	
			2020	2021	2020	2021
(1)	(2)	(3)	(4)	(5)	(6)	(7)
Kepulauan Riau						
	721631	Iron Or Non-alloy Steel; U Sections, Hot-rolled, Hot-drawn Or Extruded, Of A	297	1.012	1.012	2.664
	721632	Iron Or Non-alloy Steel; I Sections, Hot-rolled, Hot-drawn Or Extruded, Of A I	2.476.540	16.313	1.676.996	15.444
	721633	Iron Or Non-alloy Steel; H Sections, Hot-rolled, Hot-drawn Or Extruded, Of A	51.102	25.073	32.846	220.251
	721640	Iron Or Non-alloy Steel; L Or T Sections, Hot-rolled, Hot-drawn Or Extruded,	1.697	588	1.002	353
	721650	Iron Or Non-alloy Steel; Angles, Shapes And Sections, N.e.c. In Heading No. 7	61.918	183.245	58.524	130.196
	721669	Iron Or Non-alloy Steel; Angles, Shapes And Sections, Cold-formed Or Cold-finished, (not Obta		38.612		77.224
	721699	Iron Or Non-alloy Steel; Angles, Shapes And Sections, N.e.c. In Heading No. 7	266.745	451.228	441.076	583.999
	721710	Iron Or Non-alloy Steel; Wire, (not Plated Or Coated), Whether Or Not Polish	1	1.040	19	3.343
	721720	Iron Or Non-alloy Steel; Wire, Plated Or Coated With Zinc	7.157	16.364	4.826	13.994
	721790	Iron Or Non-alloy Steel; Wire, N.e.c. In Heading No. 7217	4.960	5.021	31.928	24.381
	721810	Steel, Stainless; Ingots And Other Primary Forms	39		27	
	721899	Steel, Stainless; Semi-finished Products, Other Than Of Rectangular Cross-se	8.809	15.476	86.787	41.316
	721911	Steel, Stainless; Flat-rolled, Width 600mm Or More, Hot-rolled, In Coils, Of A	3.800		7.600	
	721912	Steel, Stainless; Flat-rolled, Width 600mm Or More, Hot-rolled, In Coils, Of A	2.463		11.200	
	721914	Steel, Stainless; Flat-rolled, Width 600mm Or More, Hot-rolled, In Coils, Of A	325.992		360.038	
	721921	Steel, Stainless; Flat-rolled, Width 600mm Or More, Hot-rolled, (not In Coils)	2.150		7.247	
	721922	Steel, Stainless; Flat-rolled, Width 600mm Or More, Hot-rolled, (not In Coils)	300.035		639.075	
	721933	Steel, Stainless; Flat-rolled, Width 600mm Or More, Cold-rolled, Of A Thickn	111.720		280.417	
	721934	Steel, Stainless; Flat-rolled, Width 600mm Or More, Cold-rolled, Of A Thickn	303.354		375.596	
	721935	Steel, Stainless; Flat-rolled, Width 600mm Or More, Cold-rolled, Of A Thickn	374.410		413.067	
	721990	Steel, Stainless; Flat-rolled, Width 600mm Or More, N.e.c. In Heading No. 72	603.931	31.554	865.776	171.677
	722011	Steel, Stainless; Flat-rolled, Width Less Than 600mm, Hot-rolled, Of A Thickn	1	299.218	951	51.605
	722012	Steel, Stainless; Flat-rolled, Width Less Than 600mm, Hot-rolled, Of A Thickn	406	10.358	297	7.524
	722020	Steel, Stainless; Flat-rolled, Width Less Than 600mm, Cold-rolled	536.284	51.258	534.858	37.675
	722090	Steel, Stainless; Flat-rolled, Width Less Than 600mm, N.e.c. In Heading No 7	17.103.172	4.385.155	20.367.145	4.912.766
	722100	Steel, Stainless; Bars And Rods, Hot-rolled, In Irregularly Wound Coils	54.841	567	68.716	4.650
	722219	Steel, Stainless; Bars And Rods, Hot-rolled, Hot-drawn Or Extruded, Other Th	162.629	185.698	1.111.050	855.509
	722220	Steel, Stainless; Bars And Rods, Cold-formed Or Cold-finished	915	11.452	2.699	338.618
	722230	Steel, Stainless; Bars And Rods, N.e.c. In Heading No. 7222	22.195	62.156	323.505	925.870
	722240	Steel, Stainless; Angles, Shapes And Sections	240.841	436.491	225.439	400.414
	722300	Steel, Stainless; Wire	5.266.166	7.516.873	13.954.736	24.261.682
	722540	Steel, Alloy; Flat-rolled, Width 600mm Or More, Hot-rolled, Not In Coils	195.346		218.038	
	722599	Steel, Alloy; Flat-rolled, Width 600mm Or More, N.e.c. In Heading No. 7225,	775		272	
	722619	Steel, Alloy; Flat-rolled, Width Less Than 600mm, Of Silicon-electrical Steel, (	2.003	2.180	1.302	1.551
	722691	Steel, Alloy; Flat-rolled, Width Less Than 600mm, (excluding Silicon-electrical Or High Speed St		0		4
	722810	Steel, Alloy; Bars And Rods, Of High Speed Steel	835		309	
	722840	Steel, Alloy; Bars And Rods, Forged	9		7	
	722860	Steel, Alloy; Bars And Rods N.e.c. In Heading No. 7228		65		272
	722870	Steel, Alloy; Angles, Shapes And Sections	9.167	5.148	4.337	2.346
	722880	Steel, Alloy Or Non-alloy; Hollow Drill Bars And Rods	3.275	3.793	717	16.441
	722920	Steel, Alloy; Wire, Of Silico-manganese Steel		467		4.250
	722990	Steel, Alloy; Wire, Of Materials Other Than Silico-manganese Steel	11	2.584	53	56.313
	730110	Iron Or Steel; Sheet Piling, Whether Or Not Drilled, Punched Or Made From Assembled Eleme		320		1.314
	730120	Iron Or Steel; Angles, Shapes And Sections, Welded		2.095.563		9.508.631
	730210	Iron Or Steel, Railway Or Tramway Track Construction Material; Rails	63.294		18.050	
	730240	Iron Or Steel, Railway Or Tramway Track Construction Material; Fish-plates A	516.752	138.669	177.701	33.177
	730290	Iron Or Steel, Railway Or Tramway Track Construction Material; N.e.c. In Hea	29	213	49	40.330
	730300	Cast Iron; Tubes, Pipes And Hollow Profiles	639.605	1.983.753	966.029	2.074.923
	730411	Iron Or Steel (excluding Cast Iron); Seamless, Line Pipe Of A Kind Used For Oi	541.174	306.479	324.234	140.930
	730419	Iron Or Steel (excluding Cast Iron Or Stainless Steel); Seamless, Line Pipe Of A	4.967.256	50.083.203	22.368.140	100.738.576
	730422	Steel, Stainless; Seamless, Drill Pipe, Of A Kind Used In Drilling For Oil Or Gas	292.281	829.738	1.065.408	4.058.839
	730423	Iron Or Steel (excluding Cast Iron Or Stainless Steel); Seamless, Drill Pipe, Of	12.549.644	592.615	18.847.586	407.546
	730424	Steel, Stainless; Seamless, Casing And Tubing, Of A Kind Used In Drilling For (	39.152	7.468	90.692	114.989
	730429	Iron Or Steel (excluding Cast Iron Or Stainless Steel); Seamless, Casing And T	75.174.205	45.493.428	131.926.622	83.488.118
	730431	Iron Or Non-alloy Steel (excluding Cast Iron); Seamless, Cold-drawn Or Cold-	44.312	27.464	52.268	94.727
	730439	Iron Or Non-alloy Steel (excluding Cast Iron); Seamless, (excluding Cold-drawn Or Cold-rolled),		41.036		191.716
	730441	Steel, Stainless; Cold-drawn Or Cold-rolled (cold-reduced), Tubes And Pipes (	50	105	5.035	1.296
	730449	Steel, Stainless; (excluding Cold-drawn Or Cold-rolled), Tubes Pipes And Holl	4	835.950	44	1.004.494
	730451	Steel, Alloy (not Stainless Steel); Seamless, Cold-drawn Or Cold-rolled (cold-reduced), Tubes, F		6.609		10.184
	730459	Steel, Alloy (not Stainless Steel); (excluding Cold-drawn Or Cold-rolled), Tube	1.293.208	133.156	6.339.806	1.106.634

https://riau.bps.go.id

Tabel 2. Ekspor Provinsi Asal Barang Dirinci Menurut Kode HS6 Digit, 2020—2021

Provinsi Asal	Kode HS 6	Deskripsi HS 6 Digit	Berat Bersih (Kg)		Nilai FOB (US$)	
			2020	2021	2020	2021
(1)	(2)	(3)	(4)	(5)	(6)	(7)
Kepulauan Riau						
	730490	Iron Or Steel (excluding Cast Iron); Seamless, Tubes, Pipes And Hollow Profil	1.162.588	195.969	1.312.611	623.206
	730511	Iron Or Steel (excluding Cast Iron); Line Pipe Of A Kind Used For Oil Or Gas Pi	8.895.949	13.327.820	4.218.115	56.723.805
	730512	Iron Or Steel (excluding Cast Iron); Line Pipe Of A Kind Used For Oil Or Gas Pi	208.441	30.256	1.263.683	99.640
	730519	Iron Or Steel (excluding Cast Iron); Line Pipe Of A Kind Used For Oil Or Gas Pi	294.686	1.213.984	306.715	573.720
	730520	Iron Or Steel (excluding Cast Iron); Casing Of A Kind Used In Drilling For Oil O	17.582.410	12.715.361	5.112.108	6.552.758
	730531	Iron Or Steel (excluding Cast Iron); Tubes And Pipes (other Than Line Pipe Or	96.839	636.103	87.333	2.707.620
	730539	Iron Or Steel (excluding Cast Iron); Tubes And Pipes (other Than Line Pipe Or Casing Of A Kind		38.826		26.198
	730590	Iron Or Steel (excluding Cast Iron); Tubes And Pipes N.e.c. In Heading No. 73	5.796	279.473	4.697	436.074
	730611	Steel; Stainless; Line Pipe Of A Kind Used For Oil Or Gas Pipelines N.e.c. In Ch	144.817	3.841.782	270.048	4.239.683
	730619	Iron Or Steel (excluding Cast Iron); Line Pipe Of A Kind Used For Oil Or Gas Pi	2.230	158.182	14.485	2.327.216
	730629	Iron Or Steel (excluding Cast Iron); Casing And Tubing Of A Kind Used In Drill	15.217	1.190.103	57.138	2.491.927
	730630	Iron Or Non-alloy Steel (excluding Cast Iron); Tubes And Pipes (not Seamless	1.026		4.585	
	730640	Steel, Stainless; Tubes, Pipes And Hollow Profiles, Welded, Of Circular Cross-	15.799	4.381	423.966	141.233
	730650	Steel, Alloy; Tubes, Pipes And Hollow Profiles (other Than Stainless Steel Or S	150	475	754	1.229
	730661	Iron Or Steel (excluding Cast Iron); Tubes, Pipes And Hollow Profiles (not Sea	62.459		33.037	
	730690	Iron Or Steel (excluding Cast Iron); Tubes, Pipes And Hollow Profiles (not Sea	245.694	12.416	760.847	19.800
	730711	Cast Iron; Cast Fittings, Of Non-malleable Cast Iron	95.962	16.536	196.223	137.824
	730719	Iron Or Steel; Cast Fittings, Other Than Of Non-malleable Cast Iron	96.530	1.607.911	876.908	1.047.338
	730721	Steel, Stainless; Tube Or Pipe Fittings, Flanges, Of Stainless Steel	96.484	186.394	1.731.546	1.921.856
	730722	Steel, Stainless; Tube Or Pipe Fittings, Threaded Elbows, Bends And Sleeves	19.139	2.099	655.050	16.931
	730723	Steel, Stainless; Tube Or Pipe Fittings, Butt Welding Fittings	165.110	49.647	2.547.306	124.516
	730729	Steel, Stainless; Tube Or Pipe Fittings, N.e.c. In Item No. 7307.2	91.547	37.712	1.260.283	495.380
	730791	Iron Or Steel; Tube Or Pipe Fittings, Flanges, Other Than Stainless Steel	1.095.607	779.988	5.330.269	5.591.269
	730792	Iron Or Steel; Tube Or Pipe Fittings, Threaded Elbows, Bends And Sleeves, O	55.178	26.366	1.205.664	639.725
	730793	Iron Or Steel; Tube Or Pipe Fittings, Butt Welding Fittings, Other Than Stainle	970.636	295.851	3.847.909	3.979.281
	730799	Iron Or Steel; Tube Or Pipe Fittings, N.e.c. In Item No. 7307.9, Other Than St	3.408.377	6.678.335	34.744.323	37.009.630
	730810	Iron Or Steel; Structures And Parts Thereof, Bridges And Bridge-sections	1.160.840	1.253.402	913.281	3.954.086
	730820	Iron Or Steel; Structures And Parts Thereof, Towers And Lattice Masts	132.316	17.673.813	311.081	57.118.233
	730830	Iron Or Steel; Structures And Parts Thereof, Doors, Windows And Their Fram	5.674	14.410	7.899	39.171
	730840	Iron Or Steel; Structures And Parts Thereof, Props And Similar Equipment Fo	7.743.271	18.730.965	40.791.340	152.000.123
	730890	Iron Or Steel; Structures And Parts Thereof, N.e.c. In Heading 7308	26.424.516	33.974.249	114.121.218	102.227.280
	730900	Reservoirs, Tanks, Vats And Similar Containers; For Any Material (excluding (	622.236	674.463	3.550.965	2.615.040
	731010	Tanks, Casks, Drums, Cans, Boxes And Similar Containers, For Any Material (	31.960	60.194	26.217	36.810
	731021	Cans; Which Are To Be Closed By Soldering Or Crimping, For Any Material (e	8.816	21.950	6.015	11.910
	731029	Tanks, Casks, Drums, Boxes And Similar Containers For Any Material (excludi	6.100	221	9.108	2.602
	731100	Containers For Compressed Or Liquefied Gas, Of Iron Or Steel	2.136.167	1.276.429	647.704	8.767.122
	731210	Iron Or Steel; Stranded Wire, Ropes And Cables, Not Electrically Insulated	170.709	550.345	270.403	1.747.044
	731290	Iron Or Steel; Plaited Bands, Slings And The Like, Not Electrically Insulated	407.800	796.159	7.195.647	3.718.526
	731300	Iron Of Steel; Barbed Wire, Twisted Hoop Or Single Flat Wire And Loosely Tw	1.373		426	
	731414	Iron Or Steel; Woven Cloth, Of Stainless Steel, (other Than Endless Bands Fo	532	5.931	1.873	2.162
	731419	Iron Or Steel; Woven Cloth, Other Than Of Stainless Steel	68	1.391	698	88.209
	731420	Iron Or Steel Wire; Grill, Netting And Fencing, Welded At Intersections, Of Wire With A Maxim		2.690		2.011
	731439	Iron Or Steel Wire; Grill, Netting And Fencing, Welded At The Intersection, N.e.c. In Item No. 7		1.077.062		4.012.520
	731441	Iron Or Steel Wire; Grill, Netting And Fencing, Plated Or Coated With Zinc	9	0	4.106	605
	731442	Iron Or Steel Wire; Grill, Netting And Fencing, Coated With Plastic	1.093		147	
	731449	Iron Or Steel Wire; Grill, Netting And Fencing, Coated With Materials Other T	401.675	414.434	594.056	555.804
	731450	Iron Or Steel; Expanded Metal		1.207		364
	731511	Chain; Articulated Link, Roller, Of Iron Or Steel	78	18.666	874	12.049
	731512	Chain; Articulated Link, (other Than Roller), Of Iron Or Steel	2.073	1.878	3.456	58.543
	731519	Chain; Articulated Link Parts, Of Iron Or Steel	48	5	4.624	51
	731520	Chain; Skid, Articulated Link Chain And Parts Thereof, Of Iron Or Steel	3.916	300	7.507	590
	731581	Chain; Stud-link Chain, Of Iron Or Steel	235.767	175.695	354.698	271.354
	731582	Chain; Welded Link Chain, Of Iron Or Steel	3.452	3.826	3.723	15.485
	731589	Chain; N.e.c. In Heading No. 7315, Of Iron Or Steel	104.098	11.035	234.504	19.853
	731590	Chain; Parts N.e.c. In Heading No. 7315, Of Iron Or Steel	13.237	85.561	208.966	523.595
	731600	Iron Or Steel; Anchors, Grapnels And Parts Thereof	409.968	683.228	1.272.437	792.989
	731700	Iron Or Steel; Nails, Tacks, Drawing Pins, Corrugated Nails, Staples (not Thos	839	513	14.281	10.298
	731811	Iron Or Steel; Threaded Coach Screws	3.946	1.982	291.162	58.802
	731812	Iron Or Steel; Threaded Wood Screws Other Than Coach Screws	2.734	1.835	63.170	8.782
	731813	Iron Or Steel; Threaded Screw Hooks And Screw Rings	58		1.702	

https://riau.bps.go.id

Tabel 2. Ekspor Provinsi Asal Barang Dirinci Menurut Kode HS6 Digit, 2020—2021

Provinsi Asal	Kode HS 6	Deskripsi HS 6 Digit	Berat Bersih (Kg)		Nilai FOB (US$)	
			2020	2021	2020	2021
(1)	(2)	(3)	(4)	(5)	(6)	(7)
Kepulauan Riau						
	731814	Iron Or Steel; Threaded Self-tapping Screws	27.687	1.720	118.075	138.094
	731815	Iron Or Steel; Threaded Screws And Bolts N.e.c. In Item No. 7318.1, Whether	7.280.205	7.998.805	34.407.040	44.812.048
	731816	Iron Or Steel; Threaded Nuts	86.040	94.973	798.887	975.044
	731819	Iron Or Steel; Threaded Screws, Bolts And Nuts N.e.c. In Item No. 7318.1	52.414	31.968	592.047	671.273
	731821	Iron Or Steel; Non-threaded Spring Washers And Other Lock Washers	263	255	1.605	428
	731822	Iron Or Steel; Non-threaded Washers, Excluding Spring And Lock	8.512	39.871	370.508	567.939
	731823	Iron Or Steel; Non-threaded Rivets	577	1.647	7.514	11.878
	731824	Iron Or Steel; Non-threaded Cotters And Cotter-pins	1.432	11.809	8.408	231.460
	731829	Iron Or Steel; Non-threaded Articles, N.e.c. In Item No. 7318.2	25.093	260.234	391.907	1.292.895
	731940	Safety Pins And Other Pins; Of Iron Or Steel	4.210	20.355	10.569	84.466
	731990	Sewing And Knitting Needles, Bodkins, Crochet Hooks, Embroidery Stilettos /	7.345	74	20.713	26.885
	732010	Iron Or Steel; Leaf-springs And Leaves Therefor	626	88	13.531	6.121
	732020	Iron Or Steel; Helical Springs And Leaves For Springs	11.971	18.010	136.984	235.872
	732090	Iron Or Steel; Springs N.e.c. In Heading No. 7320	68	1.800	2.682	29.395
	732119	Cooking Appliances And Plate Warmers; For Solid Fuel And Fuels Other Than Gas Or Liquid, Of		15		44
	732190	Domestic Appliances; Non-electric, Parts Thereof, Of Iron Or Steel		203		49
	732219	Radiators And Parts Thereof; For Central Heating, (not Electrically Heated), C	221	1.042	7.561	1.145
	732290	Air Heaters And Hot Air Distributors, (not Electrically Heated), Incorporating	33	512	36	1.500
	732310	Iron Or Steel; Wool, Pot Scourers And Scouring Or Polishing Pads, Gloves And	1.670		627	
	732391	Cast Iron; Table, Kitchen And Other Household Articles And Parts Thereof, O	3.471	535	2.292	1.012
	732393	Steel, Stainless; Table, Kitchen And Other Household Articles And Parts Ther	64.259	373.193	439.687	712.296
	732399	Iron Or Steel; Table, Kitchen And Other Household Articles And Parts Thereo	6.868	10.341	5.030	24.379
	732410	Steel; Sinks And Wash Basins, Of Stainless Steel		2		10
	732490	Iron Or Steel; Sanitary Ware And Parts Thereof, Excluding Sinks, Wash Basins	19.414	20.273	265.302	263.308
	732510	Iron; Articles Of Non-malleable Cast Iron		22.607		11.726
	732599	Iron Or Steel; Cast Articles, Excluding Grinding Balls And Similar Articles For M	650.498	1.661.344	1.300.784	1.521.874
	732611	Iron Or Steel; Grinding Balls And Similar Articles For Mills, Forged Or Stampe	6.998	750	51.309	674
	732619	Iron Or Steel; Articles N.e.c. In Item No. 7326.11, Forged Or Stamped, But No	5.184.528	7.996.720	67.929.626	98.059.637
	732620	Iron Or Steel; Wire Articles	86.641	151.662	3.353.714	3.952.323
	732690	Iron Or Steel; Articles N.e.c. In Heading 7326	6.089.820	2.668.650	28.784.141	20.436.948
	740100	Copper Mattes; Cement Copper (precipitated Copper)		18.692		93.460
	740321	Copper; Copper-zinc Base Alloys (brass) Unwrought	2.685.092	2.397.257	5.693.492	12.176.287
	740400	Copper; Waste And Scrap	2.292.474	3.374.309	11.894.709	24.059.668
	740620	Copper; Powders Of Lamellar Structure, Flakes		62.501		549.946
	740710	Copper; Bars, Rods And Profiles, Of Refined Copper	295	776	6.209	36.123
	740729	Copper; Bars, Rods And Profiles, Of Copper Alloys (other Than Copper-zinc B	2.102	2.633	47.702	83.158
	740811	Copper; Wire, Of Refined Copper, Of Which The Maximum Cross-sectional D	357	106	22.143	4.353
	740819	Copper; Wire, Of Refined Copper, Of Which The Maximum Cross-sectional D	53	210	1.017	4.700
	740821	Copper; Wire, Of Copper-zinc Base Alloys (brass)	350	20	2.137	150
	740822	Copper; Wire, Of Copper-nickel Base Alloys (cupro-nickel) Or Copper-nickel-z	37	28	3.641	1.608
	740829	Copper; Wire, Of Copper Alloys (other Than Copper-zinc Base Alloys, Copper	160	32.371	698	17.210
	740911	Copper; Strip, Of A Thickness Exceeding 0.15mm, Of Refined Copper, In Coils	0	21	3	97
	740919	Copper; Plates And Sheets, Of A Thickness Exceeding 0.15mm, Of Refined Co	8.858	15.627	137.290	209.223
	740921	Copper; Strip, Of A Thickness Exceeding 0.15mm, Of Copper-zinc Base Alloys	4		4	
	740929	Copper; Plates And Sheets, Of A Thickness Exceeding 0.15mm, Of Copper-zin	12.220	9.619	91.892	170.139
	740931	Copper; Strip, Of A Thickness Exceeding 0.15mm, Of Copper-tin Base Alloys (	415	1.445	3.112	57.224
	740939	Copper; Plates And Sheets, Of A Thickness Exceeding 0.15mm, Of Copper-tin	20.641	49.999	163.134	381.059
	740940	Copper; Plates, Sheets And Strip, Of A Thickness Exceeding 0.15mm, Of Copp	13	13	221	216
	740990	Copper; Plates, Sheets And Strip, Of A Thickness Exceeding 0.15mm, Of Copp	76	130	3.351	1.108
	741021	Copper; Foil, Backed With Paper, Paperboard, Plastics Or Similar Backing Ma	0		1	
	741022	Copper; Foil, Backed With Paper, Paperboard, Plastics Or Similar Backing Ma	24.287	26.060	117.792	148.542
	741110	Copper; Tubes And Pipes, Of Refined Copper	1.785	5.712	5.109	7.736
	741121	Copper; Tubes And Pipes, Of Copper-zinc Base Alloys (brass)	14		220	
	741122	Copper; Tubes And Pipes, Of Copper-nickel Base Alloys (cupro-nickel) Or Cop	22		900	
	741129	Copper; Tubes And Pipes, Of Copper Alloys (other Than Copper-zinc, Copper	620		861	
	741210	Copper; Tube Or Pipe Fittings (e.g. Couplings, Elbows, Sleeves) Of Refined Co	1	1	1	23
	741220	Copper; Tube Or Pipe Fittings (e.g. Couplings, Elbows, Sleeves) Of Copper All	194.938	456.665	109.050	220.405
	741300	Copper; Stranded Wire, Cables, Plaited Bands And The Like, Not Electrically I	10.433	51	945	1.555
	741510	Copper; Nails And Tacks, Drawing Pins, Staples And Similar Articles Of Coppe	31.794	29.380	261.374	1.419.077
	741521	Copper; Washers, (including Spring Washers), Not Threaded	1.991	3.348	3.472	67.760

https://www.bps.go.id

Tabel 2. Ekspor Provinsi Asal Barang Dirinci Menurut Kode HS6 Digit, 2020—2021

Provinsi Asal	Kode HS 6	Deskripsi HS 6 Digit	Berat Bersih (Kg)		Nilai FOB (US$)	
			2020	2021	2020	2021
(1)	(2)	(3)	(4)	(5)	(6)	(7)
Kepulauan Riau						
	741529	Copper; Rivets, Cotters, Cotter-pins And Similar Articles, Not Threaded	6.229	34.587	43.044	97.868
	741533	Copper; Screws, Bolts And Nuts, Threaded	60.601	94.734	175.062	1.063.863
	741539	Copper; Articles N.e.c. In Heading No. 7415	10.503	5.069	65.381	36.887
	741810	Copper; Table, Kitchen Or Other Household Articles And Parts Thereof; Pot S	3	15	11	25
	750300	Nickel; Waste And Scrap		183.311		1.103.730
	750512	Nickel; Bars, Rods And Profiles, Of Nickel Alloys		1		252
	750522	Nickel; Wire, Of Nickel Alloys	6.424	3.237	151.961	90.860
	750610	Nickel; Plates, Sheets, Strip And Foil, Not Alloyed	325	140	8.653	3.885
	750620	Nickel; Plates, Sheets, Strip And Foil, Of Nickel Alloys	1.206	955	47.681	2.057
	750712	Nickel; Tubes And Pipes, Of Nickel Alloys	930.316	28.394	26.576.614	881.488
	750720	Nickel; Tube And Pipe Fittings	5	210	83	97.184
	750890	Nickel; Articles Thereof N.e.c. In Item No. 7508.1	19.323	27.364	7.469.724	8.039.277
	760110	Aluminium; Unwrought, (not Alloyed)		110		968
	760120	Aluminium; Unwrought, Alloys	1.610.425	2.203.977	2.989.142	4.825.518
	760200	Aluminium; Waste And Scrap	3.133.692	2.726.386	3.292.197	3.870.387
	760320	Aluminium; Powders Of Lamellar Structure, Flakes		0		45
	760410	Aluminium; (not Alloyed), Bars, Rods And Profiles	83.158	2.798	423.729	58.676
	760421	Aluminium; Alloys, Hollow Profiles	18.067	6.217	120.897	44.650
	760429	Aluminium; Alloys, Bars, Rods And Profiles, Other Than Hollow	3.887	1.386	33.341	63.596
	760519	Aluminium; (not Alloyed), Wire, Maximum Cross-sectional Dimension Is 7mm	7		21.470	
	760521	Aluminium; Alloys, Wire, Maximum Cross-sectional Dimension Exceeding 7mm		224		252
	760611	Aluminium; Plates, Sheets And Strip, Thickness Exceeding 0.2mm, (not Alloy	101		1.560	
	760612	Aluminium; Plates, Sheets And Strip, Thickness Exceeding 0.2mm, Alloys, Re	17.303	92.920	18.406	59.286
	760691	Aluminium; Plates, Sheets And Strip, Thickness Exceeding 0.2mm, Not Alloye	2		28	
	760692	Aluminium; Plates, Sheets And Strip, Thickness Exceeding 0.2mm, Alloys, (nc	192.169	9.043	290.849	4.855
	760719	Aluminium; Foil, (not Backed), Of A Thickness Not Exceeding 0.2mm, Not Rol	146.834	1.748	494.951	2.352
	760720	Aluminium; Foil, Backed With Paper, Paperboard, Plastics Or Similar Backing	108.531	59.477	295.102	223.223
	760810	Aluminium; Tubes And Pipes, Not Alloyed	1	6	2	18
	760820	Aluminium; Tubes And Pipes, Alloys	12		4.434	
	760900	Aluminium; Tube Or Pipe Fittings (e.g. Couplings, Elbows, Sleeves)	11.840	93	22.961	2.128
	761010	Aluminium; Structures (excluding Prefabricated Buildings Of Heading No. 94	192.869	258.430	607.859	953.144
	761090	Aluminium; Structures (excluding Prefabricated Buildings Of Heading No. 94	217.287	81.401	574.159	412.665
	761100	Aluminium; Reservoirs, Tanks, Vats And Similar Containers, For Material (not	36.933	32.736	8.626	7.354
	761290	Aluminium; Casks, Drums, Cans, Boxes And The Like For Any Material (not C	851	112	6.893	10.323
	761410	Aluminium; Stranded Wire, Cables, Plaited Bands And The Like, (not Electric	92.764	86.228	3.621.346	3.224.392
	761490	Aluminium; Stranded Wire, Cables, Plaited Bands And The Like, (not Electric	926	35	101.696	1.403
	761510	Aluminium; Table, Kitchen Or Other Household Articles And Parts Thereof; P	1.993	14	860	39
	761610	Aluminium; Nails, Tacks, Staples (other Than Those Of Heading No. 8305), Sc	6.979	178	35.447	45.825
	761691	Aluminium; Cloth, Grill, Netting And Fencing, Of Aluminium Wire		340		21.033
	761699	Aluminium; Articles N.e.c. In Heading 7616	406.980	267.804	1.840.222	1.108.849
	780411	Lead; Sheets, Strip And Foil, Of A Thickness (excluding Any Backing) Not Exceeding 0.2mm		28		761
	780419	Lead; Plates, Sheets, Strip And Foil, Of A Thickness (excluding Any Backing) E	7		4.552	
	780600	Lead; Articles N.e.c. In Chapter 78	16	1	1.018	100
	790200	Zinc; Waste And Scrap	778.018	885.188	1.046.838	1.292.624
	790500	Zinc; Plates, Sheets, Strip And Foil	53.895	31.055	944.105	577.900
	790700	Zinc; Articles N.e.c. In Chapter 79	3.713.854	4.715.221	2.899.603	3.802.718
	800110	Tin; Unwrought, Not Alloyed	5.235.000	3.291.167	85.186.075	106.067.642
	800120	Tin; Unwrought, Alloys	55	105	1	1.975
	810196	Tungsten (wolfram); Wire	5		6	
	810199	Tungsten (wolfram); Articles N.e.c. In Heading No. 8101	3		218	
	810890	Titanium; Other Than Unwrought, N.e.c. In Heading No. 8108	39	6.701	3.112	135.220
	811219	Beryllium And Articles Thereof; Wrought Other Than Waste And Scrap	1		83	
	820110	Tools, Hand; Spades And Shovels	14	26	14	33
	820130	Tools, Hand; Mattocks, Picks, Hoes And Rakes		2		30
	820190	Tools, Hand; Forks, Scythes, Sickles, Hay Knives, Timber Wedges, And Other	5		3.062	
	820210	Tools, Hand; Hand Saws	757	453	13.113	4.483
	820220	Tools, Hand; Band Saw Blades	245	110	2.591	1.116
	820239	Tools, Hand; Circular Saw Blades (including Slitting Or Slotting Saw Blades), V	6	15	53	188
	820240	Tools, Hand; Chain Saw Blades	18	9	38	240
	820291	Tools, Hand; Straight Saw Blades, For Working Metal		6		171

https://www.bps.go.id

Tabel 2. Ekspor Provinsi Asal Barang Dirinci Menurut Kode HS6 Digit, 2020—2021

Provinsi Asal	Kode HS 6	Deskripsi HS 6 Digit	Berat Bersih (Kg)		Nilai FOB (US$)	
			2020	2021	2020	2021
(1)	(2)	(3)	(4)	(5)	(6)	(7)
Kepulauan Riau						
	820299	Tools, Hand; Saw Blades N.e.c. In Heading No. 8202	643	638	823	6.306
	820310	Tools, Hand; Files, Rasps And Similar Tools	7	72	12	313
	820320	Tools, Hand; Pliers (including Cutting Pliers), Pincers, Tweezers And Similar T	743	532	3.445	3.271
	820330	Tools, Hand; Metal Cutting Shears And Similar Tools	133	98	1.319	364
	820340	Tools, Hand; Pipe-cutters, Bolt Croppers, Perforating Punches And Similar To	50	12.957	730	134.741
	820411	Tools, Hand; Hand-operated Spanners And Wrenches (including Torque Met	9.815	3.343	21.655	11.789
	820412	Tools, Hand; Hand-operated Spanners And Wrenches (including Torque Met	762	15.547	8.765	148.578
	820420	Tools, Hand; Interchangeable Spanner Sockets, With Or Without Handles	2.482	1.290	14.487	6.333
	820510	Tools, Hand; Drilling, Threading Or Tapping Tools	156	201	743	10.774
	820520	Tools, Hand; Hammers And Sledge Hammers	140.480	9.700	183.204	84.654
	820530	Tools, Hand; Planes, Chisels, Gauges And Similar Cutting Tools For Working V	54	153	83	3.464
	820540	Tools, Hand; Screwdrivers	387	41.972	13.629	10.095
	820551	Tools, Hand; Household Tools	89	549	359	1.976
	820559	Tools, Hand; Other Hand Tools (including Glaziers Diamonds), Excluding Hou	7.009	19.507	156.443	198.351
	820560	Tools, Hand; Blow Lamps		1		2
	820570	Tools, Hand; Vices, Clamps And The Like	8.275	2.531	23.908	8.415
	820590	Tools, Hand; N.e.c. In Heading 8205, Including Anvils, Portable Forges, Hand	8.632	7.030	134.044	77.131
	820600	Tools, Hand; Two Or More Of Heading No. 8202 To 8205, Put Up In Sets For	6.616	20.248	14.360	1.100.818
	820713	Tools, Interchangeable; Rock Drilling Or Earth Boring Tools, With Working Pa	3	72	694	7.062
	820719	Tools, Interchangeable; Rock Drilling Or Earth Boring Tools, With Working Pa	44.331	14.375	2.347.752	1.241.441
	820720	Tools, Interchangeable; (for Machine Or Hand Tools, Whether Or Not Power	801	718	38.877	34.088
	820730	Tools, Interchangeable; (for Machine Or Hand Tools, Whether Or Not Power	997	607	36.657	115.191
	820740	Tools, Interchangeable; (for Machine Or Hand Tools, Whether Or Not Power	140	271	7.244	732
	820750	Tools, Interchangeable; (for Machine Or Hand Tools, Whether Or Not Power	143	3.509	42.315	44.553
	820760	Tools, Interchangeable; (for Machine Or Hand Tools, Whether Or Not Power	529	25	78	104
	820770	Tools, Interchangeable; (for Machine Or Hand Tools, Whether Or Not Power	792	583	15.402	57.357
	820780	Tools, Interchangeable; (for Machine Or Hand Tools, Whether Or Not Power	29	185	2.275	63.227
	820790	Tools, Interchangeable; (for Machine Or Hand Tools, Whether Or Not Power	112.090	251.062	1.648.597	3.049.471
	820810	Tools; Knives And Cutting Blades, For Machines Or For Mechanical Appliance	1	1.168	3	1.764
	820820	Tools; Knives And Cutting Blades, For Wood Working Machines Or Mechanic	194	173	3.496	496
	820830	Tools; Knives And Cutting Blades, For Kitchen Appliances Or For Machines Used By The Food I		120		950
	820890	Tools; Knives And Cutting Blades, For Machines Or Mechanical Appliances, N	2.362	6.135	8.175	50.725
	820900	Tools; Plates, Sticks, Tips And The Like For Tools, Unmounted, Of Sintered M	2.791	7	19.963	3.816
	821191	Knives; Table Knives, Having Fixed Cutting Blades, Serrated Or Not, Excluding	45	0	1.078	32
	821192	Knives; Having Fixed Cutting Blades, (other Than Table Knives), Serrated Or N	1.117	938	3.068	3.012
	821193	Knives; With Cutting Blades, (having Other Than Fixed Blades), Serrated Or N	28	21	53	101
	821194	Blades; Cutting, Serrated Or Not, Excluding Those Of Heading No. 8208	67	0	1.844	1.210
	821300	Scissors; Tailors' Shears, Similar Shears And Blades Therefore	8	6	40	43
	821410	Cutlery; Paper Knives, Letter Openers, Erasing Knives, Pencil Sharpeners And	22	1	218	10
	821490	Cutlery; Hair Clippers And Mincing Knives	5		295	
	821599	Cutlery; Other Than Plated With Precious Metal	131		64	
	830110	Padlocks; (key, Combination Or Electrically Operated), Of Base Metal	49	146	103	285
	830130	Locks; Of A Kind Used For Furniture (key, Combination Or Electrically Operat	830	473	216	364
	830140	Locks; (other Than Those For Motor Vehicles Or Furniture), (key, Combinatio	270	1.441	7.304	113.865
	830150	Clasps And Frames With Clasps; Incorporating Locks, Of Base Metal	16	500	359	475
	830160	Locks; Parts Of Padlocks, Locks, Clasps And Frames With Clasps Incorporating	14.474	2.745	3.088.269	802.151
	830170	Keys; Presented Separately, Of Base Metal	62	5	32.826	683
	830210	Hinges; Suitable For Furniture, Doors, Staircases, Windows, Blinds, Coachwo	4	1.718	4.675	619
	830220	Castors; With Mountings, Of Base Metal	73	19.985	1.509	4.938
	830230	Mountings, Fittings And Similar Articles; For Motor Vehicles, Of Base Metal	53.916	46.937	28.276	551.787
	830241	Mountings, Fittings And Similar Articles; Of Base Metal, Suitable For Building	8.603	57.047	18.802	53.569
	830242	Mountings, Fittings And Similar Articles; Suitable For Furniture Of Base Meta	6.839	1.882	21.506	6.698
	830249	Mountings, Fittings And Similar Articles; Suitable For Other Than Buildings O	111.751	14.728	132.932	323.820
	830250	Hat-racks, Hat-pegs, Brackets And Similar Fixtures, Of Base Metal	43.128	75.020	503.937	1.384.660
	830260	Automatic Door Closures; Of Base Metal		29		579
	830300	Safes; Armoured Or Reinforced, Strong-boxes, Doors And Safe Deposit Locke	7.748	1.565	32.773	2.454
	830400	Office Equipment; Filing Cabinets, Card-index Cabinets, Paper Trays, Paper R	9.620	100	7.856	436
	830510	Stationery; Fittings For Loose-leaf Binders Or Files, Of Base Metal	617	1.193	5.568	8.810
	830520	Stationery; Staples In Strips, (e.g. For Offices, Upholstery, Packaging), Of Bas	15	1	163	1
	830590	Stationery; Letter Clips, Letter Corners, Paper Clips, Indexing Tags And Simila	695	12	793	3.129

https://kepriprov.bps.go.id

Tabel 2. Ekspor Provinsi Asal Barang Dirinci Menurut Kode HS6 Digit, 2020—2021

Provinsi Asal	Kode HS 6	Deskripsi HS 6 Digit	Berat Bersih (Kg)		Nilai FOB (US$)	
			2020	2021	2020	2021
(1)	(2)	(3)	(4)	(5)	(6)	(7)
Kepulauan Riau						
	830621	Statuettes And Other Ornaments; Of Base Metal Plated With Precious Metal		2		7
	830629	Statuettes And Other Ornaments; Of Base Metal Other Than Plated With Pre	12.448	88.861	435.873	1.006.168
	830630	Photograph, Picture Or Similar Frames, Mirrors; Of Base Metal	5.282	789	49.810	181.765
	830710	Tubing; Flexible, With Or Without Fittings, Of Iron Or Steel	396	12	1.174	1.700
	830790	Tubing; Flexible, With Or Without Fittings Of Base Metal, Other Than Those (	584	8	215	70
	830810	Hooks, Eyes And Eyelets; Of Base Metal, Of A Kind Used For Clothing, Footw	9	678	330	4.770
	830820	Rivets; Tubular Or Bifurcated, Of Base Metal		19		14.022
	830890	Clasps, Frames With Clasps, Buckles, Buckle Clasps; Of Base Metal, Of A Kind	2.319	525	19.395	20.372
	830990	Stoppers; Caps And Lids, Of Base Metal	15.059	41.093	41.504	160.071
	831000	Sign Plates, Name-plates, Address-plates And Similar Plates, Numbers, Lette	1.152	2.594	101.350	23.601
	831110	Electrodes; Coated, Of Base Metal, For Electric Arc-welding	31.766	88.274	103.401	423.612
	831120	Wire; Cored, Of Base Metal, For Electric Arc-welding	18.526	38.220	118.964	394.504
	831130	Rods And Wire; Coated Rods And Cored Wire, Of Base Metal, For Soldering,	44	2.979	4.654	32.543
	840110	Nuclear Reactors	220	710	18.200	51.910
	840211	Boilers; Watertube Boilers With A Steam Production Exceeding 45t Per Hour	5		2	
	840219	Boilers; Vapour Generating Boilers, Including Hybrid Boilers N.e.c. In Heading	25.982	33.550	369.834	271.755
	840290	Boilers; Parts Of Steam Or Other Vapour Generating Boilers	2		6	
	840410	Boilers; Auxiliary Plant, For Use With Boilers Of Heading No. 8402 Or 8403 (e.g. Economisers,		67		985
	840420	Boilers; Condensers, For Steam Or Other Vapour Power Units		0		138
	840590	Generators; Parts Of Producer Gas, Water Gas, Acetylene Gas And Similar Water Process Gas		14		641
	840682	Turbines; Steam And Other Vapour Turbines, (for Other Than Marine Propul	129		25	
	840690	Turbines; Parts Of Steam And Other Vapour Turbines	40	5	234	2.092
	840721	Engines; Outboard Motors For Marine Propulsion, Spark-ignition Reciprocati	536	3.248	8.611	56.924
	840729	Engines; For Marine Propulsion, (other Than Outboard Motors), Spark-ignitic	130		5.000	
	840732	Engines; Reciprocating Piston Engines, Of A Kind Used For The Propulsion Of	4.891		1.647	
	840790	Engines; Rotary Internal Combustion Piston Engines, For Other Than Aircraft Or Marine Propu		0		1.050
	840810	Engines; For Marine Propulsion, Compression-ignition Internal Combustion F	13.895	3.750	495.020	124.403
	840890	Engines; Compression-ignition Internal Combustion Piston Engines (diesel Or	30.994	8.493	11.927	18.249
	840991	Engines; Parts, Suitable For Use Solely Or Principally With Spark-ignition Inte	174.410	55.930	316.542	104.316
	840999	Engines; Parts For Internal Combustion Piston Engines (excluding Spark-ignit	860.774	1.734.461	6.299.458	3.835.566
	841090	Turbines; Parts Of Hydraulic Turbines And Water Wheels, Including Regulato	1.048	2	9.091	84
	841111	Turbo-jets; Of A Thrust Not Exceeding 25kn		300		2.000
	841112	Turbo-jets; Of A Thrust Exceeding 25kn	5.000	5.000	500.000	500.000
	841122	Turbo-propellers; Of A Power Exceeding 1100kw	1.070		1.296	
	841181	Turbines; Gas-turbines (excluding Turbo-jets And Turbo-propellers), Of A Pov	60	2.815	46.504	54.000
	841182	Turbines; Gas-turbines (excluding Turbo-jets And Turbo-propellers), Of A Power Exceeding 50		3.400		1.500.000
	841191	Turbines; Parts Of Turbo-jets And Turbo-propellers	13.588	14.985	5.274.527	9.294.992
	841199	Turbines; Parts Of Gas Turbines (excluding Turbo-jets And Turbo-propellers)	556	69.772	254.398	817.611
	841221	Engines; Hydraulic Power Engines And Motors, Linear Acting (cylinders)	416.903	100.764	5.727.090	2.048.611
	841229	Engines; Hydraulic Power Engines And Motors, Other Than Linear Acting (cyl	187.822	191.901	2.323.062	5.505.569
	841231	Engines; Pneumatic Power Engines And Motors, Linear Acting (cylinders)	205.934	330	630.882	50.054
	841239	Engines; Pneumatic Power Engines And Motors, Other Than Linear Acting (cy	6.567	5.404	311.744	364.448
	841280	Engines; Pneumatic Power Engines And Motors, N.e.c. In Heading No. 8412	3	20.545	100	21.728
	841290	Engines; Parts, For Engines And Motors Of Heading No. 8412	69.953	152.606	834.821	1.790.786
	841311	Pumps; Fitted Or Designed To Be Fitted With A Measuring Device, For Dispe	172	2.031	2.159	5.223
	841319	Pumps; For Liquids, Fitted Or Designed To Be Fitted With A Measuring Devic	37.937	35.889	370.739	132.300
	841320	Pumps; Hand, Fitted Or Designed To Be Fitted With A Measuring Device, For	41.106	55.258	84.822	147.333
	841330	Pumps; Fuel, Lubricating Or Cooling Medium Pumps For Internal Combustio	37.958	53.977	366.043	257.476
	841350	Pumps; Reciprocating Positive Displacement Pumps, N.e.c. In Heading No. 8	12.187	10.696	264.561	268.003
	841360	Pumps; Rotary Positive Displacement Pumps, N.e.c. In Heading No. 8413, Fo	2.372	6.038	40.730	48.308
	841370	Pumps; Centrifugal, N.e.c. In Heading No. 8413, For Liquids	4.345	33.894	17.120	211.263
	841381	Pumps And Liquid Elevators; N.e.c. In Heading No. 8413	119.470	96.220	608.277	297.295
	841382	Liquid Elevators	939	23.462	9.878	555.126
	841391	Pumps; Parts Thereof	111.111	372.826	755.628	5.142.255
	841410	Pumps; Vacuum	13.491	38.354	88.024	152.114
	841420	Pumps; Hand Or Foot-operated Air Pumps	3.364	33.103	39.772	291.848
	841430	Compressors; Of A Kind Used In Refrigerating Equipment	50.713	62.373	604.713	432.568
	841440	Compressors; Air Compressors Mounted On A Wheeled Chassis For Towing	352.472	387.610	1.308.681	1.187.281
	841451	Fans; Table, Floor, Wall, Window, Ceiling Or Roof Fans, With A Self-containe	52	223	4.165	10.261
	841459	Fans; N.e.c. In Item No. 8414.51	11.066	22.932	196.270	272.434

https://riau.bps.go.id

Tabel 2. Ekspor Provinsi Asal Barang Dirinci Menurut Kode HS6 Digit, 2020—2021

Provinsi Asal	Kode HS 6	Deskripsi HS 6 Digit	Berat Bersih (Kg)		Nilai FOB (US$)	
			2020	2021	2020	2021
(1)	(2)	(3)	(4)	(5)	(6)	(7)
Kepulauan Riau						
	841460	Hoods; Ventilating Or Recycling Hoods Incorporating A Fan, Whether Or Not	387.643	364.264	1.647.281	1.585.099
	841480	Pumps And Compressors; For Air, Vacuum Or Gas, N.e.c. In Heading No. 841	5.691.457	2.758.794	22.476.395	12.653.475
	841490	Pumps And Compressors; Parts, Of Air Or Vacuum Pumps, Air Or Other Gas (	489.934	269.241	6.698.892	6.290.117
	841510	Air Conditioning Machines; Comprising A Motor-driven Fan And Elements Fc	134	0	9.736	1
	841520	Air Conditioning Machines; Comprising A Motor Driven Fan And Elements For Changing The T		135		27.171
	841582	Air Conditioning Machines; Containing A Motor Driven Fan, Other Than Window Or Wall Type		511		36.306
	841583	Air Conditioning Machines; Containing A Motor Driven Fan, Other Than Win	5.751	835	35.730	125.582
	841590	Air Conditioning Machines; With Motor Driven Fan And Elements For Tempe	62.431	48.274	655.630	590.563
	841620	Furnaces; Furnace Burners, For Pulverized Solid Fuel Or Gas, Including Combination Burners		96		25.450
	841690	Furnaces; Parts Of Furnace Burners, For Liquid Fuel, Pulverized Solid Fuel Or	1	100	50	4.085
	841720	Ovens; Non-electric, Bakery Ovens, Including Biscuit Ovens	54		110	
	841780	Furnaces And Ovens; Including Incinerators, Non-electric, For Industrial Or L	22.000		66.953	
	841790	Furnaces And Ovens; Parts Of Non-electric Furnaces And Ovens (including In	11.026	875	1.063	2.104
	841810	Refrigerators And Freezers; Combined Refrigerator-freezers, Fitted With Sep	121.489	207.145	1.107.812	1.838.097
	841821	Refrigerators; For Household Use, Compression-type, Electric Or Other	1.312	8	19.979	258
	841840	Freezers; Of The Upright Type, Not Exceeding 900l Capacity	2.831	2.420	16.823	18.679
	841850	Furniture Incorporating Refrigerating Or Freezing Equipment; For Storage An	9.077	1.849	27.604	30.504
	841861	Heat Pumps; Other Than Air Conditioning Machines Of Heading No. 8415	200		4.111	
	841869	Refrigerating Or Freezing Equipment; N.e.c. In Heading No. 8418	244	510	2.821	16.091
	841899	Refrigerating Or Freezing Equipment; Parts Thereof, Other Than Furniture	2.223.813	2.050.159	31.747.518	30.777.514
	841911	Heaters; Instantaneous Gas Water Heaters, For Domestic Or Other Purposes	1.039	3.301	2.037	3.486
	841919	Heaters; Instantaneous Or Storage Water Heaters, Non-electric, Other Than	5.309	1.202	330.491	287.342
	841920	Sterilizers; For Medical, Surgical Or Laboratory Use, Not Used For Domestic F	7.500	242	6.064	12.008
	841939	Dryers; For Products N.e.c. In Heading No. 8419, Not Used For Domestic Pur	1.350	80.728	24.764	2.565.233
	841940	Distilling Or Rectifying Plant; Not Used For Domestic Purposes		1.436		190.561
	841950	Heat Exchange Units; Not Used For Domestic Purposes	19.207	20.890	49.101	215.041
	841960	Machinery; For Liquefying Air Or Gas, Not Used For Domestic Purposes	164	3.393.384	2.418	28.050.569
	841981	Machinery, Plant And Equipment; For Making Hot Drinks, For Cooking Or He	4.738		2.953	
	841989	Machinery, Plant And Laboratory Equipment; For Treating Materials By Char	377.290	1.699.098	6.162.652	20.781.711
	841990	Machinery, Plant And Laboratory Equipment; Parts Of Equipment For Treati	75.861	168.785	1.728.574	1.252.496
	842010	Machines; Calendering Or Other Rolling Machines, For Other Than Metal Or	18	23.141	607	8.881
	842091	Machines; Parts, Cylinders For Calendering Or Other Rolling Machines, For O	3.170		166	
	842099	Machines; Parts, (other Than Cylinders), For Calendering Or Other Rolling Machines, For Othe		301		328
	842119	Centrifuges; N.e.c. In Heading No. 8421, Including Centrifugal Dryers (but Nc	11.179	10.466	301.538	357.025
	842121	Machinery; For Filtering Or Purifying Water	134.674	95.481	1.651.416	723.509
	842122	Machinery; For Filtering Or Purifying Beverages Other Than Water	3.227		22.378	
	842123	Machinery; Filtering Or Purifying Machinery, Oil Or Petrol Filters For Internal	45.670	108.085	369.203	148.763
	842129	Machinery; For Filtering Or Purifying Liquids, N.e.c. In Item No. 8421.2	237.170	369.812	3.581.994	1.945.727
	842131	Machinery; Intake Air Filters For Internal Combustion Engines	125.723	36.749	2.921.840	293.311
	842139	Machinery; For Filtering Or Purifying Gases, Other Than Intake Air Filters For	307.019	230.449	3.662.706	1.349.920
	842199	Machinery; Parts For Filtering Or Purifying Liquids Or Gases	89.426	176.030	999.961	2.625.976
	842219	Dish Washing Machines; Of Other Than Household Type	1.800	18	210	136
	842230	Machinery; For Filling, Closing, Sealing, Capsuling Or Labelling Bottles, Cans,	1.000	430	2.657	301
	842240	Machinery; For Packing Or Wrapping	239.155	259.683	8.846.859	10.163.496
	842290	Machinery; Parts Of Machinery Of Heading No. 8422	2.692	3.287	519.099	129.408
	842310	Weighing Machines; Personal (including Baby Scales) And Household Scales		76		380
	842320	Weighing Machines; Scales For Continuous Weighing Of Goods On Conveyor	1.000	22	3.372	310
	842330	Weighing Machines; Constant Weight Scales And Scales For Discharging A Predetermined Wei		2.050		3.051
	842381	Weighing Machines; Having A Maximum Weighing Capacity Not Exceeding 3	234.821	293.957	10.235.005	14.081.599
	842382	Weighing Machines; Having A Maximum Weighing Capacity Exceeding 30kg	44.294	6.804	113.291	87.625
	842389	Weighing Machines; Having A Maximum Weighing Capacity Exceeding 5000l	2.566	1.171	190.055	127.515
	842390	Weighing Machines; Weights Of All Kinds, Parts Of Weighing Machinery	43.807	61.538	1.503.626	1.615.968
	842410	Fire Extinguishers; Whether Or Not Charged	9	17.819	15	582.001
	842420	Spray Guns And Similar Appliances	4.920	5.215	354.735	352.450
	842430	Mechanical Appliances; Steam Or Sand Blasting Machines And Similar Jet Pr	67.918	52.003	189.469	226.548
	842441	Mechanical Appliances; Agricultural Or Horticultural Sprayers; Portable Spra	32	426	2.667	1.371
	842449	Mechanical Appliances; Agricultural Or Horticultural Sprayers; Other Than Portable Sprayers		3.500		4.700
	842489	Mechanical Appliances; For Projecting, Dispersing Or Spraying Liquids Or Po	142.205	152.540	2.756.454	2.147.592
	842490	Mechanical Appliances; Parts Of Machines Projecting, Dispersing Or Spraying	31.813	121.290	312.027	1.819.330
	842511	Pulley Tackle And Hoists; Powered By An Electric Motor (excluding Skip Hoist	8.000	16.555	8.000	289.167

https://www.bps.go.id

Tabel 2. Ekspor Provinsi Asal Barang Dirinci Menurut Kode HS6 Digit, 2020—2021

Provinsi Asal	Kode HS 6	Deskripsi HS 6 Digit	Berat Bersih (Kg)		Nilai FOB (US$)	
			2020	2021	2020	2021
(1)	(2)	(3)	(4)	(5)	(6)	(7)
Kepulauan Riau						
	842519	Pulley Tackle And Hoists; Not Powered By An Electric Motor (excluding Skip I	99.445	49.893	152.203	110.805
	842531	Winches; Capstans; Powered By An Electric Motor	189.247	253.800	1.207.837	1.789.463
	842539	Winches; Capstans; Not Powered By An Electric Motor	374.502	1.133.835	5.717.881	6.020.086
	842541	Jacks; Built-in Jacking Systems Of A Type Used In Garages, For Raising Vehicle	36.546		27.896	
	842542	Jacks And Hoists; Hydraulic, Of A Kind Used For Raising Vehicles	63.258	122.433	490.431	306.271
	842549	Jacks And Hoists; (other Than Hydraulic), Of A Kind Used For Raising Vehicles	16.399	7.808	37.204	144.461
	842612	Cranes; Mobile Lifting Frames On Tyres And Straddle Carriers	579.000	2.100.312	3.513.823	5.765.620
	842619	Cranes; Transporter, Gantry And Bridge Cranes	876.871	769.772	2.397.200	2.798.221
	842630	Cranes; Portal Or Pedestal Jib Cranes	4.097	340	1.888	12.703
	842641	Cranes; Self-propelled Derricks And Cranes, On Tyres, N.e.c. In Heading No. 8	78.900		172.744	
	842649	Cranes; Self-propelled Derricks And Cranes, Not On Tyres, N.e.c. In Heading I	203.186	490.410	811.317	1.550.739
	842699	Cranes And Derricks; For Other Than Mounting On Road Vehicles, N.e.c. In H	282.920	674.800	270.114	4.319.795
	842710	Fork-lift And Other Works Trucks; Fitted With Lifting Or Handling Equipment	70.520	10.914	171.899	5.900
	842720	Fork-lift And Other Works Trucks; Fitted With Lifting Or Handling Equipment	229.065	211.649	399.555	836.776
	842790	Fork-lift And Other Works Trucks; Fitted With Lifting Or Handling Equipment	77.330	55.110	193.769	163.453
	842810	Lifts And Skip Hoists	2.916	23.700	3.365	97.486
	842820	Elevators And Conveyors; Pneumatic	39.029	61.387	1.058.113	1.260.807
	842832	Elevators And Conveyors; Continuous-action, For Goods Or Materials, Bucket Type, N.e.c. In It		41		351
	842839	Elevators And Conveyors; Continuous-action, For Goods Or Materials, N.e.c. In Item No. 8428.		40.040		45.770
	842860	Teleferics, Chair-lifts, Ski-draglines, Traction Mechanisms For Funiculars		630		66.145
	842890	Lifting, Handling, Loading Or Unloading Machinery; N.e.c. In Heading No. 84	58.929	71.847	1.351.766	1.730.373
	842911	Bulldozers And Angledozers; Self-propelled, Track Laying		137.050		505.095
	842919	Bulldozers And Angledozers; Self-propelled, Other Than Track Laying		169.950		506.385
	842930	Scrapers; Self-propelled	1		4	
	842940	Tamping Machines And Road Rollers; Self-propelled	3.000		3.650	
	842951	Front-end Shovel Loaders	155.265		905.601	
	842952	Mechanical Shovels, Excavators And Shovel Loaders; With A 360 Degree Rev	5.953.994	11.764.062	46.310.505	106.732.616
	842959	Mechanical Shovels, Excavators And Shovel Loaders; N.e.c. In Item No. 8429	37.770	903.095	186.127	1.860.046
	843010	Pile-drivers And Pile-extractors	488.100	299.885	8.214.669	5.802.967
	843031	Coal Or Rock Cutters And Tunnelling Machinery; Self-propelled		60.491		112.148
	843039	Coal Or Rock Cutters And Tunnelling Machinery; Not Self-propelled	5.642	161.350	1.823	628.443
	843041	Boring Or Sinking Machinery; Self-propelled, N.e.c. In Heading No. 8430	13.000		40.000	
	843049	Boring And Sinking Machinery; Not Self-propelled	804.272	3.321.169	2.355.866	9.398.660
	843050	Machinery; For Handling Earth, Minerals Or Ores, Self-propelled, N.e.c. In He	12.960	23.030	376.597	470.000
	843069	Machinery; For Moving, Levelling, Scraping, Grading, Excavating Earth Miner	243		2.416	
	843110	Machinery; Parts Of The Machinery Of Heading No. 8425	1.094.759	120.074	6.335.502	991.898
	843120	Machinery; Parts Of The Machinery Of Heading No. 8427	197.423	6.026	1.397.315	93.017
	843131	Lifts, Skip Hoists Or Escalators; Parts Thereof	0	92	44	3.923
	843139	Machinery; Parts Of The Machinery Of Heading No. 8428, (other Than Lifts, S	31.953	29.239	103.738	614.820
	843141	Machinery Parts; Buckets, Shovels, Grabs And Grips, For The Machinery Of H	152.214	320.933	1.879.034	2.805.724
	843143	Boring Or Sinking Machinery; Parts Of The Machinery Of Item No. 8430.41 O	2.761.741	6.078.940	21.859.134	62.283.574
	843149	Machinery; Parts Of Machines Handling Earth, Minerals Or Ores And N.e.c. I	3.095.205	1.490.419	7.852.898	6.873.636
	843290	Machinery; Parts Of Machinery For Soil Preparation Or Cultivation Or For Rollers For Lawns Or		9.043		8.092
	843390	Harvesting Machinery; Parts, Including Parts Of Threshing Machinery, Straw	4.100		170.385	
	843510	Presses, Crushers And Similar Machinery; Used In The Manufacture Of Wine, Cider, Fruit Juice		70		1.109
	843621	Poultry Incubators And Brooders	10		98	
	843710	Machines; For Cleaning, Sorting Or Grading Seed, Grain Or Dried Leguminous Vegetables		100		560
	843780	Machinery; For Use In The Milling Industry Or For The Working Of Cereals Or	14		147	
	843790	Machines; Parts Of Those For Cleaning, Sorting Or Grading Seed, Grain Or Dr	4.409	978	944.505	707.920
	843810	Machinery; Industrial, For Bakery And For The Manufacture Of Macaroni, Sp	10.775		12.729	
	843880	Machinery; Used In The Industrial Preparation Or Manufacture Of Food Or D	2.030		1.025	
	843890	Machinery; Parts Of Those Machines Used In The Industrial Preparation Or M	235.886	1.117	1.153.403	8.668
	843930	Machinery; For Finishing Paper Or Paperboard	402.800		15.363	
	844010	Book-binding Machinery; Including Book-sewing Machines	11	29	295	304
	844110	Machines; Cutting, Of All Kinds, For Making Up Paper Pulp, Paper Or Paperb	2.935	1.211	8.533	15.227
	844120	Machines; For Making Bags, Sacks Or Envelopes Of Paper Pulp, Paper Or Paperboard		206		304
	844180	Machinery; N.e.c. In Heading No. 8441, For Making Up Paper Pulp, Paper Or	3.050	1.524	148.472	13.786
	844190	Machinery; Parts Of Machinery For Making Up Paper Pulp, Paper Or Paperb	8.306	2.850	8.238	22.545
	844230	Machinery, Apparatus And Equipment (excluding Machines Of Heading No. 8	15.210	630	20.856	85.567
	844240	Machinery, Apparatus And Equipment (excluding Machines Of Heading No. 8	320	260	78.238	34.561

https://www.bps.go.id

Tabel 2. Ekspor Provinsi Asal Barang Dirinci Menurut Kode HS6 Digit, 2020—2021

Provinsi Asal	Kode HS 6	Deskripsi HS 6 Digit	Berat Bersih (Kg)		Nilai FOB (US$)	
			2020	2021	2020	2021
(1)	(2)	(3)	(4)	(5)	(6)	(7)
Kepulauan Riau						
	844250	Plates, Cylinders And Other Printing Components; Lithographic Stones Prepa	25	131	5.398	77.939
	844311	Printing Machinery; Offset, Reel-fed		90		345
	844316	Printing Machinery; Flexographic	26		517	
	844319	Printing Machinery; Used For Printing By Means Of Plates, Cylinders And Oth	32.614	24.728	1.164.676	1.058.230
	844331	Printing, Copying, And Facsimile Machines; Machines Which Perform Two O	139	225	8.293	4.786
	844332	Printing, Copying, And Facsimile Machines; Single-function Printing, Copying	1.670.107	1.579.249	54.947.947	48.554.896
	844339	Printing, Copying, And Facsimile Machines; Single-function Printing, Copying	586	4.377	19.943	70.499
	844391	Printing Machinery Used For Printing By Means Of Plates, Cylinders And Oth	12.215	3.667	624.918	78.994
	844399	Printing Machinery; Parts And Accessories, N.e.c. In Item No. 8443.91	5.970.641	6.950.638	142.732.467	161.737.442
	844720	Knitting Machines; Flat, Stitch-bonding Machines	193		1.700	
	844811	Machinery, Auxiliary; Dobbies And Jacquards, Card Reducing, Copying, Punc	33		9	
	844819	Machinery, Auxiliary; For Machines Of Heading No. 8444, 8445, 8446 Or 844	7	6	400	400
	844820	Machines; Parts And Accessories Of Machines Or Auxiliary Machinery Of Heading No. 8444		4		8
	844839	Machines; Parts And Accessories Of Machines Or Auxiliary Machinery Of Hea	100	900	109	3.687
	844849	Weaving Machines (looms); Parts Including Their Auxiliary Machinery, And Accessories Thereo		51		1.567
	844851	Machines; Parts And Accessories Of Machines Of Heading No. 8447 Or Auxili	2	2.681	317	156.557
	844859	Machines; Parts And Accessories Of Machines Or Auxiliary Machinery Of Hea	178		8.236	
	845110	Dry-cleaning Machines		1.200		6.185
	845129	Drying Machines; Of A Dry Linen Capacity Exceeding 10kg	40		39.482	
	845140	Machines; For Washing, Bleaching Or Dyeing		101		362
	845180	Machinery; For Wringing, Dressing, Finishing, Coating Or Impregnating Textil	10.505	3	25.049	45
	845190	Machinery; Parts, Of The Machinery Of Heading No. 8451	3		20	
	845210	Sewing Machines; Of The Household Type	90	256	544	2.085
	845229	Sewing Machines; Not Household Or Automatic Unit Type	227	195	1.763	11.630
	845290	Sewing Machines; Furniture, Bases And Covers For Sewing Machines And Pa	2.748	7.562	48.921	106.738
	845320	Machinery; For Making Or Repairing Footwear, Other Than Sewing Machines		72.400		84.756
	845380	Machinery; For Making Or Repairing Articles Of Hides, Skins Or Leather, Oth	20		93	
	845410	Converters; Of A Type Used In Metallurgy Or In Metal Foundries	53		2.100	
	845420	Ingot Moulds And Ladles; Of A Kind Used In Metallurgy Or In Metal Foundrie	43		861	
	845430	Casting Machines; Of A Kind Used In Metallurgy Or In Metal Foundries	80	12.694	10.545	58.371
	845490	Machines; Parts Of Converters, Ladles, Ingot Moulds And Casting Machines, Of A Kind Used In		1.482		8.494
	845510	Metal-rolling Mills; Tube Mills		160		250
	845522	Metal-rolling Mills; Cold		5.150		51.527
	845590	Metal-rolling Mills; Parts Thereof		457		1.102
	845611	Machine-tools; For Working Any Material By Removal Of Material; Operated	812	17.361	205.093	1.042.959
	845620	Machine-tools; For Working Any Material By Removal Of Material, Operated	119	3	13.388	75
	845630	Machine-tools; For Working Any Material By Removal Of Material, Operated By Electro-discha		16.825		61.620
	845640	Machine Tools; For Working Any Material By Removal Of Material; Operated	4.828	14.579	518.338	87.388
	845690	Machine Tools; For Working Any Material By Removal Of Material; Operated	893	679	157.384	67.976
	845710	Machining Centres; For Working Metal		114.600		592.154
	845811	Lathes; For Removing Metal, Horizontal, Numerically Controlled	295	13.850	435	115.207
	845819	Lathes; For Removing Metal, Horizontal, Other Than Numerically Controlled	1.900		7.300	
	845891	Lathes; For Removing Metal, Numerically Controlled, Other Than Horizontal	78		16.100	
	845899	Lathes; For Removing Metal, Other Than Horizontal Or Numerically Controlled Lathes		8.987		296.589
	845910	Machine-tools; Way-type Unit Head Machines, For Drilling, Boring, Milling, T	5.510	337	10.006	1.420
	845921	Machine-tools; For Drilling By Removing Metal, Numerically Controlled		1.360		12.200
	845929	Machine-tools; For Drilling By Removing Metal, Other Than Numerically Con	33	4.179	451	122.379
	845939	Machine-tools; For Boring-milling By Removing Metal, Other Than Numerically Controlled		3.783		1.600
	845941	Machine-tools; For Boring By Removing Metal, Numerically Controlled Borin	3.640	1.850	84.322	60.046
	845949	Machine-tools; For Boring By Removing Metal, Not Numerically Controlled B	530	350	37.093	22.188
	845951	Machine-tools; For Milling By Removing Metal, Knee-type, Numerically Controlled		690		161
	845969	Machine-tools; For Milling By Removing Metal, Not Knee-type, Other Than N	52.643	22.350	473.607	48.300
	845970	Machine-tools; For Threading Or Tapping By Removing Metal	717	54	40.694	8.565
	846012	Machine-tools; Flat-surface Grinding Machines, Numerically Controlled		820		4.100
	846019	Machine-tools; Flat-surface Grinding Machines, Other Than Numerically Con	100	2.250	902	8.414
	846029	Machine-tools; Grinding Machines (excluding Flat-surface), Other Than Numerically Controlle		318		6.388
	846031	Machine-tools; Sharpening (tool Or Cutter Grinding) Machines, Numerically	700	21	18	175
	846039	Machine-tools; Sharpening (tool Or Cutter Grinding) Machines, Other Than Numerically Contr		838		33.929
	846040	Machine-tools; For Honing Or Lapping		2		202
	846090	Machine-tools; For Deburring, Grinding, Polishing Or Otherwise Finishing Me	1.337		6.184	

https://riau.bps.go.id

Tabel 2. Ekspor Provinsi Asal Barang Dirinci Menurut Kode HS6 Digit, 2020—2021

Provinsi Asal	Kode HS 6	Deskripsi HS 6 Digit	Berat Bersih (Kg)		Nilai FOB (US$)	
			2020	2021	2020	2021
(1)	(2)	(3)	(4)	(5)	(6)	(7)
Kepulauan Riau						
	846120	Machine-tools; Shaping Or Slotting Machines, Working By Removing Metal, S	5.400		6.677	
	846140	Machine-tools; Gear Cutting, Gear Grinding Or Gear Finishing Machines, Wo	5.483	4.483	41.871	62.545
	846150	Machine-tools; Sawing Or Cutting-off Machines, Working By Removing Meta	26.530	10.642	2.949	112.386
	846190	Machine-tools; Planing Machines, And Other Machine-tools N.e.c. In Headin	47.682	13.562	535.697	884.895
	846320	Machine-tools; For Working Metal, Sintered Metal Carbides Or Cermets, Wit	11.000	13.400	5.580	13.320
	846330	Machine-tools; Machines For Working Wire, Without Removing Material	1.640	122	50.332	9.209
	846390	Machine-tools; For Working Metal, Sintered Metal Carbides Or Cermets, Wit	25.677	25.047	33.945	42.115
	846410	Machine-tools; Sawing Machines, For Working Stone, Ceramics, Concrete, A	16	380	14	39.318
	846490	Machine-tools; For Working Stone, Ceramics, Concrete, Asbestos-cement Or	18	757	86	2.213
	846520	Machine-tools; For Working Wood, Cork, Bone, Hard Rubber, Hard Plastics C	113		30.021	
	846591	Machine-tools; For Working Wood, Cork, Bone, Hard Rubber, Hard Plastics Or Similar Hard Ma		47		552
	846592	Machine-tools; For Working Wood, Cork, Bone, Hard Rubber, Hard Plastics C	8.376	3.848	819.569	665.792
	846593	Machine-tools; For Working Wood, Cork, Bone, Hard Rubber, Hard Plastics C	50	8	491	347
	846594	Machine-tools; For Working Wood, Cork, Bone, Hard Rubber, Hard Plastics C	21	20.000	11.232	17.750
	846596	Machine-tools; For Working Wood, Cork, Bone, Hard Rubber, Hard Plastics Or Similar Hard Ma		26		15.501
	846599	Machine-tools; For Working Wood, Cork, Bone, Hard Rubber, Hard Plastics C	2.681	371	16.483	108.424
	846610	Parts & Accessories Suited For Use Solely/principally With Machines Of Head	19.092	22.579	672.657	948.787
	846620	Parts & Accessories Suited For Use Solely/principally With Machines Of Head	12.842	43	738.542	797
	846630	Parts & Accessories Suited For Use Solely/principally With Machines Of Head	1.015	63	92.003	14.961
	846691	Parts & Accessories Suited For Use Solely/principally; For The Machines Of H	1	4	154	1.321
	846692	Parts & Accessories Suited For Use Solely/principally For The Machines Of He	1.200	4.056	162.858	200.108
	846693	Parts & Accessories Suited For Use Solely/principally With Machines Of Head	31.973	18.604	1.502.962	1.252.665
	846694	Machine-tools; Parts And Accessories, For The Machines Of Heading No. 846	35.811	12.023	31.374	214.221
	846711	Tools; For Working In The Hand, Pneumatic, Rotary Type (including Combine	393	1.435	389	7.821
	846719	Tools; For Working In The Hand, Pneumatic, Other Than Rotary Type	67.734	6.646	5.002.762	549.450
	846721	Tools; For Working In The Hand, With Self-contained Electric Motor; Drills Of	190	73	5.762	9.298
	846722	Tools; For Working In The Hand, With Self-contained Electric Motor; Saws		12		163
	846729	Tools; For Working In The Hand, With Self-contained Electric Motor; Other T	74	325	7.696	47.723
	846781	Tools; For Working In The Hand, Chain Saws With Self-contained Non-electric Motor		35		1.661
	846789	Tools; For Working In The Hand, (other Than Chain Saws), Hydraulic Or With	66.456	64.235	930.016	849.855
	846791	Tools; For Working In The Hand, Parts Of Chain Saws, With Self-contained Non-electric Motor		167		2.318
	846792	Tools; For Working In The Hand, Parts Of Pneumatic Tools		197		591
	846799	Tools; For Working In The Hand, Parts Thereof For Other Than Chain Saws A	11.852	18.260	75.225	423.269
	846820	Machinery And Apparatus; Gas Operated Machinery And Apparatus N.e.c. In	11.373	4.090	19.361	105.078
	846880	Machinery And Apparatus; For Soldering, Brazing Or Welding, Whether Or N	1.906	22.823	11.605	286.838
	846890	Machinery And Apparatus; Parts, Soldering, Brazing Or Welding, Whether Or	1.475	210	37.868	16.464
	847010	Calculating Machines; Electronic Calculators Capable Of Operation Without An External Sourc		4		84
	847030	Calculating Machines; Non-electronic	1.886	2.810	152.026	201.267
	847050	Cash Registers	20		4.000	
	847090	Machines Incorporating A Calculating Device; N.e.c. In Heading No. 8470	311.902	212.100	18.993.982	11.144.607
	847130	Automatic Data Processing Machines; Portable, Weighing Not More Than 10	297.364	174.059	1.145.244	814.255
	847141	Automatic Data Processing Machines; Comprising In The Same Housing At Le	2.150.073	2.657.771	89.520.252	123.444.676
	847149	Automatic Data Processing Machines; Presented In The Form Of Systems, N.	548	1.526	37.393	61.867
	847150	Units Of Automatic Data Processing Machines; Processing Units Other Than	2.569	3.106	765.664	1.074.018
	847160	Units Of Automatic Data Processing Machines; Input Or Output Units, Wheth	780.358	431.772	29.145.667	19.152.957
	847170	Units Of Automatic Data Processing Machines; Storage Units	970	846	612.523	835.173
	847180	Units Of Automatic Data Processing Machines; N.e.c. In Item No. 8471.50, 84	10.591	18.685	1.003.093	845.428
	847190	Magnetic Or Optical Readers, Machines For Transcribing Data Onto Data Me	1.112.023	1.084.059	81.232.073	96.234.351
	847210	Office Machines; Duplicating Machines	58		4.853	
	847290	Office Machines; Not Elsewhere Classified	4	3	238	8
	847329	Machinery; Parts And Accessories Of The Machines Of Item No. 8470.30. 847	3.985	35.940	344.428	4.219.825
	847330	Machinery; Parts And Accessories (other Than Covers, Carrying Cases And Th	8.953.092	11.702.103	203.648.051	212.572.324
	847340	Machinery; Parts And Accessories (other Than Covers, Carrying Cases And Th	22.916	27.291	7.897.103	9.078.262
	847350	Machines; Parts And Accessories (other Than Covers, Carrying Cases And Th	29.079	25.741	354.262	207.651
	847410	Machines; For Sorting, Screening, Separating Or Washing Earth, Stone, Ores	604	110	78.970	43.265
	847420	Machines; For Crushing Or Grinding Earth, Stone, Ores Or Other Mineral Sub	3.409	10.700	171.924	257.945
	847431	Machines; Concrete Or Mortar Mixers	8.100	2.800	1.440.442	4.128
	847439	Machines; For Mixing Or Kneading Mineral Substances, Excluding Concrete M	3.490		44.904	
	847480	Machines; For Agglomerating, Shaping Or Moulding Solid Mineral Fuels, Ceramic Paste, Unhar		3.685		14.133
	847490	Machines, For Sorting, Screening, Separating, Washing, Crushing Etc Mineral	1.880	109.180	5.003	214.263

https://kepulauanriau.go.id

Tabel 2. Ekspor Provinsi Asal Barang Dirinci Menurut Kode HS6 Digit, 2020—2021

Provinsi Asal	Kode HS 6	Deskripsi HS 6 Digit	Berat Bersih (Kg)		Nilai FOB (US$)	
			2020	2021	2020	2021
(1)	(2)	(3)	(4)	(5)	(6)	(7)
Kepulauan Riau						
	847690	Machines; Parts Of Automatic Goods-vending Machines	325		36.798	
	847710	Machinery; Injection-moulding Machines, For Working Rubber Or Plastics Or	170.807	698.794	1.084.518	4.450.575
	847720	Machinery; Extruders, For Working Rubber Or Plastics Or For The Manufactu	81	31.500	5.456	235.446
	847730	Machinery; Blow Moulding Machines, For Working Rubber Or Plastics Or For	1		9	
	847740	Machinery; Vacuum Moulding Machines And Other Thermoforming Machines, For Working R		49.083		219.759
	847751	Machinery; For Moulding Or Retreading Pneumatic Tyres Or For Moulding Or Otherwise Form		100		42
	847759	Machinery; For Moulding Or Forming, For Working Rubber Or Plastics Or For	6.575	7.042	8.697	9.693
	847780	Machinery; For Working Rubber Or Plastics Or For The Manufacture Of Prod	28.307	18.871	1.765.559	502.381
	847790	Machinery; Parts Of The Machines Of Heading No. 8477, N.e.c. In Item No. 8	27.546	67.344	729.116	871.357
	847810	Machinery; For Preparing Or Making Up Tobacco, N.e.c. In This Chapter	178.269	249.694	8.797.282	11.656.880
	847890	Machinery; Parts Of Those For Preparing Or Making Up Tobacco, N.e.c. In Th	10.797	13.509	532.144	923.011
	847910	Machinery And Mechanical Appliances; For Public Works, Building Or The Lik	64.744	28.475	543.227	307.191
	847920	Machinery; For The Extraction Or Preparation Of Animal Or Fixed Vegetable	206	37	1.723	1.381
	847950	Machinery And Mechanical Appliances; Industrial Robots, N.e.c. Or Included	132.704	10.768	1.912.752	582.499
	847960	Machinery And Mechanical Appliances; Evaporative Air Coolers		4.970		4.289
	847979	Machinery And Mechanical Appliances; Passenger Boarding Bridges, Other T	19	4.243	17.892	18.336
	847981	Machines And Mechanical Appliances; For Treating Metal, Including Electric	1.960	353.918	103.729	2.956.749
	847982	Machines; For Mixing, Kneading, Crushing, Grinding, Screening, Sifting, Hom	10.581	12.922	123.125	120.107
	847989	Machines And Mechanical Appliances; Having Individual Functions, N.e.c. Or	2.951.097	3.859.249	33.914.168	48.217.404
	847990	Machines And Mechanical Appliances; Parts, Of Those Having Individual Fun	432.762	678.826	7.125.643	8.567.323
	848010	Moulding Boxes; For Metal Foundry	98.550	113.814	788.653	896.089
	848020	Mould Bases; For Metal, Metal Carbides, Glass, Mineral Materials, Rubber O	32.995	366	377.145	147.663
	848030	Moulding Patterns; Of Metal, Metal Carbides, Glass, Mineral Materials, Rubb	606.105	26.834	293.982	1.081.889
	848041	Moulds; For Metal Or Metal Carbides, Injection Or Compression Types	18.832		23.151	
	848049	Moulds; For Metal Or Metal Carbides, Other Than Injection Or Compression	936	9.354	111.779	260.953
	848060	Moulds; For Mineral Materials	14.622	26.582	965.880	1.896.067
	848071	Moulds; For Rubber Or Plastics, Injection Or Compression Types	53.766	19.898	448.262	179.006
	848079	Moulds; For Rubber Or Plastics, Other Than Injection Or Compression Types	30.128	36.183	1.066.868	1.168.917
	848110	Valves; Pressure Reducing, For Pipes, Boiler Shells, Tanks, Vats Or The Like	28.649	35.352	385.860	613.206
	848120	Valves; For Oleohydraulic Or Pneumatic Transmissions	59.211	31.746	1.108.866	1.818.281
	848130	Valves; Check (nonreturn) Valves, For Pipes, Boiler Shells, Tanks, Vats Or The	139.647	117.468	4.741.894	2.955.570
	848140	Valves; Safety Or Relief Valves, For Pipes, Boiler Shells, Tanks, Vats Or The Lil	5.096	11.689	90.044	262.522
	848180	Taps, Cocks, Valves And Similar Appliances; For Pipes, Boiler Shells, Tanks, Va	1.376.174	2.213.358	25.117.515	44.609.133
	848190	Taps, Cocks, Valves And Similar Appliances; Parts Thereof	507.975	551.514	6.000.853	4.079.465
	848210	Ball Bearings	29.213	2.203	77.798	38.846
	848220	Bearings; Tapered Roller Bearings, Including Cone And Tapered Roller Assem	306	1	72	90
	848230	Bearings; Spherical Roller Bearings	59	275	403	57
	848240	Bearings; Needle Roller Bearings		2.965		65.453
	848250	Bearings; Cylindrical Roller Bearings N.e.c. In Heading No. 8482	255	41	16.230	4.446
	848280	Bearings; N.e.c. In Heading No. 8482, Including Combined Ball/roller	34.953	32.184	81.577	80.738
	848291	Bearings; Parts, Balls, Needles And Rollers	718	945	3.584	27.950
	848299	Bearings; Parts, (other Than Balls, Needles And Rollers)	70.940	58.339	872.630	100.863
	848310	Transmission Shafts (including Cam Shafts And Crank Shafts) And Cranks	22.719	15.042	151.913	182.303
	848320	Bearing Housings, Incorporating Ball Or Roller Bearings	6.111	8.408	15.052	35.428
	848330	Bearing Housings, Not Incorporating Ball Or Roller Bearings And Plain Shaft E	21.339	21.999	384.259	177.930
	848340	Gears And Gearing; (not Toothed Wheels, Chain Sprockets And Other Transr	66.552	134.689	660.813	1.142.964
	848350	Pulleys And Flywheels, Including Pulley Blocks	34.192	51.309	3.157.014	3.571.805
	848360	Clutches And Shaft Couplings (including Universal Joints)	14.889	16.278	49.848	95.259
	848390	Transmission Components; Toothed Wheels, Chain Sprockets And Other Tra	55.814	52.976	481.273	465.733
	848410	Gaskets And Similar Joints; Of Metal Sheeting Combined With Other Materia	41.783	58.729	417.937	508.734
	848420	Seals; Mechanical	828.942	1.334.777	15.169.374	23.379.820
	848490	Gasket Sets Or Assortments Of Gaskets And Similar Joints; Dissimilar In Comp	35.045	14.394	1.475.293	224.201
	848610	Machines And Apparatus Of A Kind Used Solely Or Principally For The Manuf	65.061	2.147	2.077.336	33.027
	848620	Machines And Apparatus Of A Kind Used Solely Or Principally For The Manuf	18.008	1.037	1.329.939	534.373
	848630	Machines And Apparatus Of A Kind Used Solely Or Principally For The Manuf	1.600	10.655	2.000	12.354
	848640	Machines And Apparatus Of A Kind Used Solely Or Principally For The Manuf	340.681	25.049	4.079.639	810.119
	848690	Machines And Apparatus Of Heading 8486; Parts And Accessories	31.883	47.816	1.592.209	2.371.968
	848710	Ships' Or Boats' Propellers And Blades Therefor	11.674	15.795	225.626	289.810
	848790	Machinery Parts; Not Containing Electrical Connectors, Insulators, Coils, Con	285.978	262.840	3.402.940	3.810.217
	850110	Electric Motors; Of An Output Not Exceeding 37.5w	30.195	7.689	350.774	265.611

https://riau.bps.go.id

Tabel 2. Ekspor Provinsi Asal Barang Dirinci Menurut Kode HS6 Digit, 2020—2021

Provinsi Asal	Kode HS 6	Deskripsi HS 6 Digit	Berat Bersih (Kg)		Nilai FOB (US$)	
			2020	2021	2020	2021
(1)	(2)	(3)	(4)	(5)	(6)	(7)
Kepulauan Riau						
	850120	Electric Motors; Universal Ac/dc Of An Output Exceeding 37.5w	2.755	50	46.245	21.575
	850131	Electric Motors And Generators; Dc, Of An Output Not Exceeding 750w	45.365	45.747	186.805	108.418
	850132	Electric Motors And Generators; Dc, Of An Output Exceeding 750w But Not E	2.586	6.888	71.670	192.376
	850134	Electric Motors And Generators; Dc, Of An Output Exceeding 375kw		3.877		22.687
	850140	Electric Motors; Ac Motors, Single-phase	602	2.222	340	23.163
	850151	Electric Motors; Ac Motors, Multi-phase, Of An Output Not Exceeding 750w		165		4.784
	850152	Electric Motors; Ac Motors, Multi-phase, Of An Output Exceeding 750w But I	1.644	530	5.569	10.352
	850153	Electric Motors; Ac Motors, Multi-phase, Of An Output Exceeding 75kw	615		664	
	850161	Generators; Ac Generators, (alternators), Of An Output Not Exceeding 75kva	17	24.380	478	18.094
	850162	Electric Generators; Ac Generators, (alternators), Of An Output Exceeding 75kva But Not Exce		2.335		20.930
	850163	Electric Generators; Ac Generators, (alternators), Of An Output Exceeding 375kva But Not Exc		3.690		31.173
	850164	Electric Generators; Ac Generators, (alternators), Of An Output Exceeding 75	21.000		37.202	
	850211	Electric Generating Sets; With Compression-ignition Internal Combustion Pis	25.006	8.800	741.404	403.717
	850212	Electric Generating Sets; With Compression-ignition Internal Combustion Pis	18.097	35.024	68.047	294.659
	850213	Electric Generating Sets; With Compression-ignition Internal Combustion Pis	63.173	98.754	226.393	629.767
	850220	Electric Generating Sets; With Spark-ignition Internal Combustion Piston Eng	77.786	239.044	556.238	2.664.746
	850239	Electric Generating Sets; (excluding Those With Spark-ignition Or Compressic	35.509	32.411	394.977	181.379
	850240	Electric Rotary Converters		25		37
	850300	Electric Motors And Generators; Parts Suitable For Use Solely Or Principally \	29.942	38.352	2.240.565	3.182.836
	850410	Discharge Lamps Or Tubes; Ballasts Therefor	5	20.000	139	8.985
	850421	Electrical Transformers; Liquid Dielectric, Having A Power Handling Capacity	2.377	18.817	156.603	155.318
	850422	Electrical Transformers; Liquid Dielectric, Having A Power Handling Capacity	10.016	318	2.979	7.124
	850423	Electrical Transformers; Liquid Dielectric, Having A Power Handling Capacity	45.823	6.510	788.566	86.489
	850431	Electrical Transformers; N.e.c. In Item No. 8504.2, Having A Power Handling	23.423	45.195	1.990.435	3.117.863
	850432	Transformers; N.e.c. In Item No. 8504.2, Having A Power Handling Capacity I	5	285	1.067	925
	850434	Transformers; N.e.c. In Item No. 8504.2, Having A Power Handling Capacity I	52		6.280	
	850440	Electrical Static Converters	5.113.116	5.629.383	146.210.842	187.131.408
	850450	Electrical Inductors; N.e.c. In Heading No. 8504	942.488	1.395.365	37.683.944	55.629.476
	850490	Electrical Transformers, Static Converters And Inductors; Parts Thereof	367.751	438.652	27.264.732	28.878.981
	850511	Magnets; Permanent Magnets And Articles Intended To Become Permanent	20	252	17.026	2.418
	850519	Magnets; Permanent Magnets And Articles Intended To Become Permanent	3.850	598	37.622	15.244
	850590	Magnets; Electro-magnets, Holding Devices And Parts N.e.c. In Heading No.	344.362	432.624	3.574.917	4.639.657
	850610	Cells And Batteries; Primary, Manganese Dioxide	9.329	8.469	387.353	442.700
	850640	Cells And Batteries; Primary, Silver Oxide	101.113	132.323	9.791.944	12.736.107
	850650	Cells And Batteries; Primary, Lithium	377.892	501.827	13.276.006	18.467.578
	850660	Cells And Batteries; Primary, Air-zinc	2.008	263	188.586	36.577
	850680	Cells And Batteries; Primary, (other Than Manganese Dioxide, Mercuric Oxid	472.053	416.975	72.422.046	58.928.834
	850690	Cells And Batteries; Primary, Parts Thereof	1.194.271	1.209.829	16.504.848	17.372.642
	850710	Electric Accumulators; Lead-acid, Of A Kind Used For Starting Piston Engines,	1.083	4.712	24.068	9.907
	850720	Electric Accumulators; Lead-acid, (other Than For Starting Piston Engines), In	10	1.607	3.152	118.738
	850730	Electric Accumulators; Nickel-cadmium, Including Separators, Whether Or N	54	250	25.958	20.337
	850750	Electric Accumulators; Nickel-metal Hydride, Including Separators, Whether	2.313	3.668	1.037.882	61.340
	850760	Electric Accumulators; Lithium-ion, Including Separators, Whether Or Not Re	4.089	7.723	275.880	158.126
	850780	Electric Accumulators; Other Than Lead-acid, Nickel-cadmium, Nickel-iron, N	2.057	0	4.235	43
	850790	Electric Accumulators; Parts N.e.c. In Heading No. 8507	1.921	3.926	85.823	3.661
	850811	Vacuum Cleaners, With Self-contained Electric Motor, Of A Power Not Exceeding 1,500 W And		1.621.860		12.224.734
	850819	Vacuum Cleaners, With Self-contained Electric Motor, N.e.c. In Item No. 850	13	8	344	101
	850860	Vacuum Cleaners, Other Than With A Self-contained Electric Motor	49.980	66.608	437.609	715.219
	850870	Parts Of Vacuum Cleaners	408.980	5.547.851	2.703.977	39.131.559
	850940	Electro-mechanical Domestic Appliances; Food Grinders And Mixers, Fruit Or	2		18	
	850980	Electro-mechanical Domestic Appliances; With Self-contained Electric Motor	876.636	821.847	71.741.338	56.501.451
	850990	Electro-mechanical Domestic Appliances; Parts For The Appliances Of Headir	333.600	220.746	7.438.539	2.795.434
	851010	Shavers; With Self-contained Electric Motor	2.233.383	2.266.647	91.763.271	86.023.459
	851020	Hair Clippers; With A Self-contained Electric Motor	3.667.488	3.704.991	112.924.403	116.486.018
	851030	Hair-removing Appliances; With Self-contained Electric Motor		1		0
	851090	Shavers And Hair Clippers; Parts Of Those With Self-contained Electric Motor	907.188	1.133.464	34.107.664	27.429.349
	851110	Ignition Or Starting Equipment; Spark Plugs, Of A Kind Used For Spark Or Cor	26	24.497	506	60.918
	851120	Ignition Or Starting Equipment; Ignition Magnetos, Magneto-dynamos And M	9.169	9.535	25.312	34.032
	851130	Ignition Or Starting Equipment; Distributors And Ignition Coils Of A Kind Used	1.345	34	37.447	1.294
	851140	Ignition Or Starting Equipment; Starter Motors And Dual Purpose Starter-ger	708	289	10.183	2.019

https://www.bps.go.id

Tabel 2. Ekspor Provinsi Asal Barang Dirinci Menurut Kode HS6 Digit, 2020—2021

Provinsi Asal	Kode HS 6	Deskripsi HS 6 Digit	Berat Bersih (Kg)		Nilai FOB (US$)	
			2020	2021	2020	2021
(1)	(2)	(3)	(4)	(5)	(6)	(7)
Kepulauan Riau						
	851150	Ignition Or Starting Equipment; Generators N.e.c. In Heading No. 8511, Of A	3.275	15.147	15.171	21.518
	851180	Ignition Or Starting Equipment; N.e.c. In Heading No. 8511, Of A Kind Used F	1.025	34	4.843	174
	851190	Ignition Or Starting Equipment; Parts Of The Equipment Of Heading No. 851	1.317	15.944	90.437	53.449
	851220	Lighting Or Visual Signalling Equipment; Electrical, Of A Kind Used On Motor	2.373	56.845	92.497	2.588.747
	851230	Sound Signalling Equipment; Electrical, Used On Cycles Or Motor Vehicles (e	84.922	175.966	3.442.702	6.300.825
	851240	Windscreen Wipers, Defrosters And Demisters; Electrical, Of Kinds Used For	138	2.306	567	14.116
	851290	Lighting Or Signalling Equipment; Electrical, (excluding Articles Of Heading N	1.863.025	2.680.696	28.804.167	35.296.437
	851310	Lamps; Portable, Electric, Designed To Function By Their Own Source Of Ene	431.590	539.390	4.740.401	5.765.004
	851390	Lamps; Parts Of Portable, Electric Lamps Of Heading No. 8513, Designed To I	183	1.001	13.713	1.834
	851440	Heating Equipment; For The Heat Treatment Of Materials By Induction Or Di	8.640	11.612	91.387	270.279
	851490	Furnaces, Ovens And Heating Equipment; Parts Of The Industrial Or Laborato	14.722	1.138	81.051	18.915
	851511	Brazing Or Soldering Machines And Apparatus; Soldering Irons And Guns, Wh	246	22	3.752	74.510
	851519	Brazing Or Soldering Machines And Apparatus; Other Than Soldering Irons A	12.878	1.026	213.339	72.515
	851521	Welding Machines And Apparatus; For Resistance Welding Of Metal, Fully O	1.355	6.190	8.213	204.670
	851529	Welding Machines And Apparatus; For Resistance Welding Of Metal, Other T	940	12.845	52.317	1.804.983
	851531	Welding Machines And Apparatus; For Arc (including Plasma Arc) Welding O	76.620	36.886	1.557.688	3.859.064
	851539	Welding Machines And Apparatus; For Arc (including Plasma Arc) Welding O	53.946	35.323	1.406.823	620.841
	851580	Welding Machines And Apparatus; N.e.c. In Heading No. 8515, Whether Or N	35.652	22.709	229.928	1.368.763
	851590	Welding, Brazing Or Soldering Machines; Parts Of The Machines Of Heading	31.387	51.949	1.261.816	2.337.033
	851610	Heaters; Electric, Instantaneous Or Storage Water And Immersion Heaters	79	22	460	539
	851629	Heating Apparatus; Electric Soil Heating Apparatus And Space Heating Apparatus (excluding S		7		161
	851631	Hair-dressing Apparatus; Electro-thermic Hair Dryers	43	1	2.134	18
	851632	Hair-dressing Apparatus; Electro-thermic, Other Than Hair Dryers	1		152	
	851640	Smoothing Irons; Electric	8.395.749	9.103.499	106.842.178	119.087.605
	851650	Ovens; Microwave, Of A Kind Used For Domestic Purposes	51	13.316	13	469.174
	851660	Ovens, Cookers, Cooking Plates, Boiling Rings, Grillers And Roasters; Of A Kin	15.626.559	370.302	2.344.605	3.599.606
	851671	Electro-thermic Appliances; Coffee Or Tea Makers, Of A Kind Used For Dome	13.614.901	15.182.099	156.531.770	196.442.641
	851679	Electro-thermic Appliances; N.e.c. In Heading No. 8516, Used For Domestic F	608	1.243	11.960	23.139
	851680	Resistors; Electric Heating, Other Than Those Of Heading No. 8545	1.329	912	26.605	26.716
	851690	Electro-thermic Appliances; Parts, Of Heating Resistors, Of Water, Space And	1.027.157	930.991	16.919.817	17.870.901
	851711	Line Telephone Sets With Cordless Handsets	1.400.107	1.202.578	31.625.844	29.833.526
	851718	Telephone Sets N.e.c. In Item No. 8517.1	14.826	894	158.315	147.568
	851761	Base Stations	148	2	800	150
	851762	Communication Apparatus (excluding Telephone Sets Or Base Stations); Mac	7.239.815	7.618.488	704.490.352	793.450.081
	851769	Communication Apparatus (excluding Telephone Sets Or Base Stations); Mac	2.280.237	1.128.885	117.779.435	58.298.110
	851810	Microphones And Stands Therefor	880	2.907	312.533	248.645
	851821	Loudspeakers; Single, Mounted In Their Enclosures	135	681	7.663	147
	851822	Loudspeakers; Multiple, Mounted In The Same Enclosure		22		38
	851829	Loudspeakers; Not Mounted In Their Enclosures	1.258	13	42.362	21.290
	851830	Headphones And Earphones, Whether Or Not Combined With A Microphone	26.013	5.090	83.249	173.281
	851840	Amplifiers; Audio-frequency Electric	7.021	8.592	3.273.385	6.350.209
	851850	Amplifier Sets; Electric Sound	15	183	650	90.490
	851890	Microphones, Headphones, Earphones, Amplifier Equipment; Parts Of The E	18.756	23.513	4.246.167	4.020.281
	851920	Sound Recording Or Reproducing Apparatus; Operated By Coins, Banknotes,	0	1	5	8
	851981	Sound Recording Or Reproducing Apparatus; Using Magnetic, Optical Or Semiconductor Medi		302		28.491
	851989	Sound Recording Or Reproducing Apparatus; N.e.c. In Heading No 8519	2	44	60	35
	852110	Video Recording Or Reproducing Apparatus; Magnetic Tape-type		13		359
	852210	Sound Recording Or Reproducing Apparatus; Parts And Accessories Thereof,	26		463	
	852290	Sound Or Video Recording Or Reproducing Apparatus; Parts And Accessories	479.489	625.690	133.732.861	182.534.493
	852321	Magnetic Media; Cards Incorporating A Magnetic Stripe, Whether Or Not Re	4	35	20	296
	852329	Magnetic Media; Other Than Cards Incorporating A Magnetic Stripe, Whethe	120	143	23.048	17.654
	852349	Optical Media; Recorded, Excluding Products Of Chapter 37		4		12
	852351	Semiconductor Media; Solid-state Non-volatile Storage Devices, Whether Or	193	339	31.550	28.998
	852352	Semiconductor Media; Smart Cards, Whether Or Not Recorded, Excluding P	5	45	29	600
	852359	Semiconductor Media; Other Than Smart Cards, Whether Or Not Recorded,	21	1.039	2.916	62.894
	852380	Media N.e.c. In Heading 8523, Whether Or Not Recorded, Excluding Products Of Chapter 37		21		24
	852550	Transmission Apparatus For Radio-broadcasting Or Television, Whether Or N	2		3	
	852560	Transmission Apparatus For Radio-broadcasting Or Television, Whether Or N	769	1.348	32.807	61.818
	852610	Radar Apparatus	1	1.160	160	609.817
	852691	Radio Navigational Aid Apparatus	500	1.736	88.641	1.043.312

https://riau.bps.go.id

Tabel 2. Ekspor Provinsi Asal Barang Dirinci Menurut Kode HS6 Digit, 2020—2021

Provinsi Asal	Kode HS 6	Deskripsi HS 6 Digit	Berat Bersih (Kg)		Nilai FOB (US$)	
			2020	2021	2020	2021
(1)	(2)	(3)	(4)	(5)	(6)	(7)
Kepulauan Riau						
	852692	Radio Remote Control Apparatus	708	1.266	53.159	85.371
	852713	Radio Broadcast Receivers Capable Of Operating Without An External Power Source; Apparatu		115		420
	852721	Radio-broadcast Receivers Not Capable Of Operating Without An External Source Of Power, O		18		403
	852729	Radio-broadcast Receivers Not Capable Of Operating Without An External Sc	100		671	
	852842	Monitors; Cathode-ray Tube, Capable Of Directly Connecting To And Designe	3	43	95	1.058
	852849	Monitors; Cathode-ray Tube, N.e.c. In Subheading 8528.42, Whether Or Not	256	1	94.118	1.994
	852852	Monitors; Other Than Cathode-ray Tube; Capable Of Directly Connecting To	495	1.276	158.669	107.670
	852859	Monitors Other Than Cathode-ray Tube; N.e.c. In Subheading 8528.52, Whe	6.305	46.291	351.116	2.423.069
	852869	Projectors; N.e.c. In Subheading 8528.62, Whether Or Not Colour	61	163	2.860	4.616
	852871	Reception Apparatus For Television, Whether Or Not Incorporating Radio-br	490.577	202.316	53.501.349	21.232.839
	852872	Reception Apparatus For Television, Whether Or Not Incorporating Radio-br	5.737	820	2.002.643	277.566
	852873	Reception Apparatus For Television, Whether Or Not Incorporating Radio-br	87		841	
	852910	Reception And Transmission Apparatus; Aerials And Aerial Reflectors Of All k	18.496	18.541	992.908	2.061.312
	852990	Reception And Transmission Apparatus; For Use With The Apparatus Of Hea	10.357	29.750	3.989.822	13.385.179
	853080	Signalling, Safety Or Traffic Control Equipment; For Roads, Inland Waterways	78	11.248	20.151	7.019
	853090	Signalling Apparatus; Parts Of Safety, Traffic Control Equipment For Railways	2.787		123.297	
	853110	Signalling Apparatus; Electric, Sound Or Visual, Burglar Or Fire Alarms And Si	688.168	792.064	48.204.562	61.733.317
	853120	Signalling Apparatus; Electric, Sound Or Visual, Indicator Panels Incorporatin	25.171	23.788	2.200.436	2.344.445
	853180	Signalling Apparatus; Electric, Sound Or Visual, Apparatus N.e.c. In Heading I	474.290	684.317	12.436.318	15.465.697
	853190	Signalling Apparatus; Parts Of The Electric, Sound Or Visual Apparatus Of He	134.027	147.526	2.723.394	2.492.486
	853210	Electrical Capacitors; Fixed, Designed For Use In 50/60 Hz Circuits And Havin	47	3	3.201	545
	853221	Electrical Capacitors; Fixed, Tantalum	5.751	209	727.184	42.828
	853222	Electrical Capacitors; Fixed, Aluminium Electrolytic	4.278.638	5.900.409	106.563.983	137.153.914
	853223	Electrical Capacitors; Fixed, Ceramic Dielectric, Single Layer	145	14	2.468	559
	853224	Electrical Capacitors; Fixed, Ceramic Dielectric, Multilayer	2.364	6.959	926.382	243.586
	853225	Electrical Capacitors; Fixed, Dielectric Of Paper Or Plastics	25.820	63.254	1.831.462	4.283.871
	853229	Electrical Capacitors; Fixed, N.e.c. In Heading No. 8532	719.199	954.254	135.605.468	216.909.676
	853230	Electrical Capacitors; Variable Or Adjustable (pre-set) Capacitors	32.967	32.071	326.743	121.405
	853290	Electrical Capacitors; Parts Of The Capacitors Of Heading No. 8532	34.452	2.725	10.356.517	45.664
	853310	Electrical Resistors; Fixed Carbon Resistors, Composition Or Film Types (inclu	1.515	3.188	75.676	198.649
	853321	Electrical Resistors; Fixed, For A Power Handling Capacity Not Exceeding 20w	2.097.094	2.881.163	92.618.210	119.237.778
	853329	Electrical Resistors; Fixed, For A Power Handling Capacity Exceeding 20w (inc	384.886	460.692	11.607.976	13.652.096
	853331	Electrical Resistors; Wirewound Variable, Including Rheostats And Potentiometers, For A Pow		1		15
	853339	Electrical Resistors; Wirewound Variable, Including Rheostats And Potentiom	56	58	1.148	1.407
	853340	Electrical Resistors; Variable, Including Rheostats And Potentiometers (exclu	194.596	336.817	7.046.465	11.002.998
	853390	Resistors; Parts Of The Resistors Of Heading No. 8533	5.856	11.364	501.371	2.015.295
	853400	Circuits; Printed	71.156	65.141	15.376.828	17.545.416
	853510	Electrical Apparatus; Fuses, For A Voltage Exceeding 1000 Volts	270	127	34.262	11.931
	853521	Electrical Apparatus; Automatic Circuit Breakers, For A Voltage Exceeding 10	119	8	5.594	408
	853529	Electrical Apparatus; Automatic Circuit Breakers, For A Voltage Of 72.5kv Or	1.240	70	1.167	183
	853530	Electrical Apparatus; Isolating And Make-and-break Switches, For A Voltage	94	97	9.701	135.137
	853540	Electrical Apparatus; Lightning Arresters, Voltage Limiters And Surge Suppre	70	4	26.145	53
	853590	Electrical Apparatus; N.e.c. In Heading No. 8535, For Switching Or Protecting	3.568	2.366	219.310	251.507
	853610	Electrical Apparatus; Fuses, For A Voltage Not Exceeding 1000 Volts	15.364	48.823	931.607	287.646
	853620	Electrical Apparatus; Automatic Circuit Breakers, For A Voltage Not Exceedin	119	1.772	11.815	78.873
	853630	Electrical Apparatus; For Protecting Electrical Circuits, N.e.c. In Heading No. 8	45.010	60.647	2.255.869	2.698.158
	853641	Electrical Apparatus; Relays, (for A Voltage Not Exceeding 60 Volts)	549.972	876.158	15.232.760	21.050.365
	853649	Electrical Apparatus; Relays, For A Voltage Exceeding 60 Volts	2.720.898	3.665.133	61.332.756	71.663.660
	853650	Electrical Apparatus; Switches N.e.c. In Heading No. 8536, For A Voltage Not	1.064.377	1.502.363	45.427.609	58.306.820
	853661	Electrical Apparatus; Lamp-holders, For A Voltage Not Exceeding 1000 Volts	17	31	412	664
	853669	Electrical Apparatus; Plugs And Sockets, For A Voltage Not Exceeding 1000 V	750.840	1.094.038	29.623.091	38.155.271
	853670	Connectors For Optical Fibres, Optical Fibre Bundles Or Cables	1.011	6.559	127.572	1.016.151
	853690	Electrical Apparatus; N.e.c. In Heading No. 8536, For Switching Or Protecting	1.405.118	2.191.003	69.098.099	97.428.254
	853710	Boards, Panels, Consoles, Desks And Other Bases; For Electric Control Or The	3.586.749	4.631.783	197.214.023	190.155.567
	853720	Boards, Panels, Consoles, Desks And Other Bases; For Electric Control Or The	1.259.213	1.623.353	12.407.660	15.000.595
	853810	Electrical Apparatus; Parts (e.g. Boards, Panels, Consoles, Desks, Cabinets, O	33.674	17.026	915.716	411.008
	853890	Electrical Apparatus; Parts Suitable For Use Solely Or Principally With The Ap	911.948	1.176.835	52.258.414	74.663.557
	853910	Lamps; Sealed Beam Units	145	12	5.559	2.244
	853921	Lamps; Filament, (excluding Ultra-violet Or Infra-red), Tungsten Halogen	216	300	6.728	88
	853922	Lamps; Filament, (excluding Ultra-violet Or Infra-red), Of A Power Not Excee	1.031	1.403	11.214	27.935

https://www.bps.go.id

Tabel 2. Ekspor Provinsi Asal Barang Dirinci Menurut Kode HS6 Digit, 2020—2021

Provinsi Asal	Kode HS 6	Deskripsi HS 6 Digit	Berat Bersih (Kg)		Nilai FOB (US$)	
			2020	2021	2020	2021
(1)	(2)	(3)	(4)	(5)	(6)	(7)
Kepulauan Riau						
	853929	Lamps; Filament, (excluding Ultra-violet Or Infra-red), N.e.c. In Item No. 853	779	3.066	10.652	39.061
	853931	Lamps; Discharge, (excluding Ultra-violet), Fluorescent, Hot Cathode	639	440	15.599	15.581
	853932	Lamps; Discharge, (excluding Ultra-violet), Mercury Or Sodium Vapour Lamp	2		447	
	853939	Lamps; Discharge, (excluding Ultra-violet, Excluding Fluorescent, Hot Cathod	9.351	9.494	303.110	428.245
	853941	Lamps; Arc-lamps	45.977	81.493	32.679.381	42.973.399
	853949	Lamps; Ultra-violet Or Infra-red Lamps, (excluding Arc-lamps)	20.387	13.197	668.233	378.171
	853990	Lamps; Parts Of The Lamps Of Heading No. 8539	901	4.687	105.924	759.742
	854040	Tubes; Data/graphic Display Tubes, Monochrome; Data/graphic Display Tub	20		950	
	854079	Tubes; Microwave (for Example Klystrons, Travelling Wave Tubes, Carlinotrons), Excluding Ma		79		30.028
	854081	Valves And Tubes; Receiver Or Amplifier	7	90	39	24.273
	854089	Valves And Tubes; N.e.c. In Heading No. 8540	78		8.546	
	854099	Valves And Tubes; Parts Of The Valves And Tubes Of Heading No. 8540, Excl	1.209	1.279	48.173	85.289
	854110	Electrical Apparatus; Diodes, Other Than Photosensitive Or Light-emitting Di	4.037	6.796	3.506.415	11.677.852
	854121	Electrical Apparatus; Transistors, (other Than Photosensitive), With A Dissipa	1.035	2.060	554.626	369.244
	854129	Electrical Apparatus; Transistors, (other Than Photosensitive), With A Dissipa	15.728	13.028	5.271.188	5.378.745
	854130	Electrical Apparatus; Thyristors, Diacs And Triacs, Other Than Photosensitive Devices		1		4
	854160	Crystals; Mounted Piezo-electric	522	262	116.449	44.701
	854190	Electrical Apparatus; Parts For Diodes, Transistors And Similar Semiconducto	4.930	5.937	267.584	143.749
	854231	Electronic Integrated Circuits; Processors And Controllers, Whether Or Not C	439.372	517.050	52.418.951	65.393.474
	854232	Electronic Integrated Circuits; Memories	501	4.792	485.412	1.313.397
	854233	Electronic Integrated Circuits; Amplifiers	945	2.637	428.845	710.901
	854239	Electronic Integrated Circuits; N.e.c. In Heading No. 8542	353.617	412.201	142.233.030	188.123.641
	854290	Parts Of Electronic Integrated Circuits	56.958	54.636	40.352.100	42.750.687
	854320	Electrical Machines And Apparatus; Signal Generators	12	433	18.004	49.162
	854330	Electrical Machines And Apparatus; For Electroplating, Electrolysis Or Electro	256	4.207	22.874	30.061
	854370	Electrical Machines And Apparatus; Having Individual Functions, Not Specifie	166.254	750.718	11.637.313	184.616.087
	854390	Electrical Machines And Apparatus; Parts Of The Electrical Goods Of Heading	403.364	484.813	88.012.955	113.938.612
	854411	Insulated Electric Conductors; Winding Wire, Of Copper	14.429.180	17.606.685	93.163.055	128.890.807
	854419	Insulated Electric Conductors; Winding Wire, (of Other Than Copper)	115.056	142.700	10.759.424	15.708.285
	854420	Insulated Electric Conductors; Co-axial Cable And Other Co-axial Electric Con	322.753	578.398	16.422.613	18.795.656
	854430	Insulated Electric Conductors; Ignition Wiring Sets And Other Wiring Sets Of	3.728.310	4.823.753	73.515.463	101.921.694
	854442	Insulated Electric Conductors; For A Voltage Not Exceeding 1000 Volts, Fitte	1.834.753	2.433.046	48.974.287	70.206.450
	854449	Insulated Electric Conductors; For A Voltage Not Exceeding 1000 Volts, Not F	848.137	833.905	15.295.221	15.022.490
	854460	Insulated Electric Conductors; For A Voltage Exceeding 1000 Volts	1.804	4.261	81.590	35.766
	854470	Insulated Electric Conductors; Optical Fibre Cables	49.328	1.781.632	676.940	15.950.310
	854520	Carbon Brushes; With Or Without Metal, Used For Electrical Purposes	28	4	89	106
	854590	Carbon; Lamp Carbons, Battery Carbons And Other Articles Of Graphite Or C	638		1.239	
	854620	Electrical Insulators; Of Ceramics	24.400	21.918	49.000	51.474
	854690	Electrical Insulators; Other Than Of Glass And Ceramics	218.749	203.422	1.771.932	1.563.896
	854710	Insulating Fittings; Of Ceramics, For Electrical Machines, Of Insulating Materi	2	1	90	36
	854720	Insulating Fittings; Of Plastics, For Electrical Machines, Of Insulating Material	29.803	67.822	202.294	341.135
	854790	Insulating Fittings; (other Than Of Ceramics Or Plastics), For Electrical Machi	2.286	1.281	88.344	61.020
	860729	Railway Or Tramway Locomotives Or Rolling Stock; Parts, Brakes (other Thar	1.022		150	
	860730	Railway Or Tramway Locomotives Or Rolling Stock; Parts, Hooks And Other C	61		1.525	
	860799	Railway Or Tramway Rolling Stock; Parts N.e.c. In Heading No. 8607	33.643	47.114	681.350	925.424
	860800	Railway Or Tramway Track Fixtures And Fittings; Mechanical (including Electro-mechanical) Si		2		6.097
	860900	Containers; (including Containers For Transport Of Fluids) Specially Designed	86.812	515.779	570.962	2.018.517
	870210	Vehicles; Public Transport Type (carries 10 Or More Persons, Including Driver), With Only Com		1.800		24.844
	870310	Vehicles; Specially Designed For Travelling On Snow, Golf Cars And Similar V	886		12.420	
	870324	Vehicles; With Only Spark-ignition Internal Combustion Reciprocating Piston	16.879	15.059	2.093.518	953.311
	870332	Vehicles; With Only Compression-ignition Internal Combustion Piston Engine (diesel Or Semi-c		1.700		19.611
	870410	Vehicles; Dumpers, Designed For Off-highway Use, For Transport Of Goods	31.111	31.111	380.000	418.000
	870422	Vehicles; Compression-ignition Internal Combustion Piston Engine (diesel Or Semi-diesel), For		30.000		75.247
	870530	Vehicles; Fire Fighting Vehicles	6.260		264.153	
	870540	Vehicles; Concrete-mixer Lorries	40.000		74.997	
	870590	Vehicles; Break-down Lorries, Road-sweepers, Spraying Lorries, Mobile Worl	58.000	31.260	162.857	37.236
	870600	Chassis; Fitted With Engines, For The Motor Vehicles Of Heading No. 8701 T	1.229	24	11.494	911
	870790	Vehicles; Bodies (including Cabs) For The Motor Vehicles Of Heading No. 87	3.040.860	4.190.945	17.725.201	24.774.731
	870810	Vehicles; Bumpers And Parts Thereof, For The Vehicles Of Heading No. 8701	152.910	63.541	598.527	130.473
	870821	Vehicles; Parts Of Bodies, Safety Seat Belts	32	60	11.046	420

https://riau.bps.go.id

Tabel 2. Ekspor Provinsi Asal Barang Dirinci Menurut Kode HS6 Digit, 2020—2021

Provinsi Asal	Kode HS 6	Deskripsi HS 6 Digit	Berat Bersih (Kg)		Nilai FOB (US$)	
			2020	2021	2020	2021
(1)	(2)	(3)	(4)	(5)	(6)	(7)
Kepulauan Riau						
	870829	Vehicles; Parts And Accessories, Of Bodies, Other Than Safety Seat Belts	10.179	22.031	297.890	430.989
	870830	Vehicle Parts; Brakes, Servo-brakes And Parts Thereof	397		433	
	870840	Vehicle Parts; Gear Boxes And Parts Thereof	28.023	2.303	5.888	1.604
	870850	Vehicle Parts; Drive-axles With Differential, Whether Or Not Provided With C	4	1.550	621	4.452
	870870	Vehicle Parts; Road Wheels And Parts And Accessories Thereof		48		369
	870880	Vehicle Parts; Suspension Systems And Parts Thereof (including Shock-absor	22.529	18.000	54.638	40.500
	870891	Vehicle Parts; Radiators And Parts Thereof	3.200	1	1.909	130
	870892	Vehicle Parts; Silencers (mufflers) And Exhaust Pipes; Parts Thereof	4.350		5.823	
	870893	Vehicle Parts; Clutches And Parts Thereof	1.005	3	3.325	14
	870894	Vehicle Parts; Steering Wheels, Steering Columns And Steering Boxes; Parts	1.187	773	744	496
	870899	Vehicle Parts And Accessories; N.e.c. In Heading No. 8708	50.872	153.663	539.425	1.436.964
	870911	Vehicles; Electrical, Self-propelled, (not Fitted With Lifting Or Handling Equip	476.550		1.487.177	
	870919	Vehicles; (not Electrical), Self-propelled, Without Handling Equipment, Used	467.100	1.915.200	1.718.538	9.497.954
	870990	Vehicles; Parts Of The Vehicles Of Heading No. 8709	530.500	209.675	3.252.379	1.842.951
	871000	Tanks And Other Armoured Fighting Vehicles; Motorised, Whether Or Not Fi	245	218	258.926	237.387
	871110	Motorcycles (including Mopeds) And Cycles; Fitted With An Auxiliary Motor,	37		301	
	871120	Motorcycles (including Mopeds) And Cycles; Fitted With An Auxiliary Motor,	15.796		190.499	
	871200	Bicycles And Other Cycles; Including Delivery Tricycles, Not Motorised	3.560	104	4.980	1.296
	871410	Motorcycles (including Mopeds); Parts And Accessories	188	7.745	1.767	16.293
	871420	Carriages For Disabled Persons; Parts And Accessories Thereof	30		584	
	871491	Cycles; Frames And Forks, And Parts Thereof	488	64.798	600	82.371
	871492	Cycles; Parts Thereof, Wheel Rims And Spokes		24		816
	871493	Cycles; Parts Thereof, Hubs (other Than Coaster Braking Hubs And Hub Brak	1.140.578	4.813.463	10.981.290	45.620.552
	871494	Cycles; Parts Thereof, Brakes, Including Coaster Braking Hubs And Hub-brake	180.991	1.094.557	2.091.804	13.490.635
	871496	Cycles; Parts, Pedals And Crank-gear, And Parts Thereof		500		5.853
	871499	Cycles; Parts Thereof, N.e.c. In Item No. 8714.9	14.784.258	19.012.447	124.788.505	153.899.110
	871500	Baby Carriages And Parts Thereof	8	10	51	41
	871639	Trailers And Semi-trailers; (other Than Tanker Type)	989.750	906.930	968.725	2.727.508
	871640	Trailers And Semi-trailers; N.e.c. In Item No. 8716.3	140.326	386.100	427.193	644.013
	871680	Vehicles; N.e.c. In Heading No. 8716	912	1.031	12.213	154.354
	871690	Trailers, Semi-trailers And Other Vehicles Not Mechanically Propelled; Parts	2.021.932	547.080	1.996.015	546.743
	880521	Ground Flying Trainers And Parts Thereof; Air Combat Simulators And Parts Thereof		293		59.618
	890110	Cruise Ships, Excursion Boats And Similar Vessels, Principally Designed For Tl	2.142.000	2.108.800	18.321.880	16.030.478
	890120	Tankers		4.697.000		3.918.000
	890190	Vessels; N.e.c. In Heading No. 8901, For The Transport Of Goods And Other	45.690.000	6.267.418	30.797.991	8.781.810
	890399	Yachts And Other Vessels; For Pleasure Or Sports, Rowing Boats And Canoes	320.586	57.334	3.926.103	384.433
	890400	Tugs And Pusher Craft	2.425.000	2.899.875	38.907.916	13.473.554
	890510	Dredgers	2.799.000		2.990.912	
	890520	Floating Or Submersible Drilling Or Production Platforms	25.748.620	10.089.579	93.786.090	36.365.461
	890590	Vessels; Light, Fire-floats, Floating Cranes And Other Vessels, The Navigabilit	3.228.178	4.114.970	2.500.425	34.500.491
	890690	Vessels; Other, Including Lifeboats Other Than Rowing Boats, Other Than Wa	21.880		3.173.965	
	890710	Rafts; Inflatable	12.815	6.842	101.804	17.156
	890790	Floating Structures; Tanks, Coffer-dams, Landing Stages, Buoys And Beacons	1.268.148	1.515.838	2.037.049	3.754.939
	900110	Optical Fibres, Optical Fibre Bundles And Cables; Excluding Those Of Heading	55		3.071	
	900130	Lenses, Contact; Unmounted, Of Any Material, Excluding Elements Of Glass I	190.035	239.507	38.679.718	47.524.358
	900190	Optical Elements; Lenses N.e.c. In Heading No. 9001, Prisms, Mirrors And Other Optical Eleme		0		946
	900211	Lenses; Objective, For Cameras, Projectors Or Photographic Enlargers Or Rec	1.720	2.164	542.345	692.510
	900219	Lenses; Objective, (other Than For Cameras, Projectors Or Photographic Enla	630	532	169.190	230.279
	900220	Filters; Mounted As Parts Or Fittings For Instruments Or Apparatus, Of Any M	68	104	23.689	60.533
	900290	Optical Elements; N.e.c. In Heading No. 9002 (e.g. Prisms And Mirrors), Mou	7.755	1.504	716.952	234.955
	900311	Frames And Mountings; For Spectacles, Goggles Or The Like, Of Plastics		682		39.626
	900390	Frames And Mountings; Parts For Spectacles, Goggles Or The Like		1.500		850
	900490	Spectacles, Goggles And The Like; (other Than Sunglasses) Corrective, Protec	1.040	862	719	5.032
	900510	Binoculars	51	1	32	17
	900630	Cameras, Photographic (excluding Cinematographic); Specially Designed For	64	100	5.800	924.082
	900653	Cameras, Photographic (excluding Cinematographic); Of A Kind (not Slr) For Roll Film Of A Wic		3		3.056
	900659	Cameras, Photographic (excluding Cinematographic); N.e.c. In Heading No 9	22		43.696	
	900669	Photographic Flashlight Apparatus; N.e.c. In Heading No. 9006		1		0
	900691	Cameras, Photographic (excluding Cinematographic); Parts And Accessories	13	25	75	209
	900699	Photographic Flashlight Apparatus; Parts And Accessories, For Other Than Cameras		643		236

https://www.bps.go.id

Tabel 2. Ekspor Provinsi Asal Barang Dirinci Menurut Kode HS6 Digit, 2020—2021

Provinsi Asal	Kode HS 6	Deskripsi HS 6 Digit	Berat Bersih (Kg)		Nilai FOB (US$)	
			2020	2021	2020	2021
(1)	(2)	(3)	(4)	(5)	(6)	(7)
Kepulauan Riau						
	900710	Cameras, Cinematographic; Whether Or Not Incorporating Sound Recording	17		531	
	900720	Projectors, Cinematographic; Whether Or Not Incorporating Sound Recordin	9.794	2.520	106.422	34.175
	900791	Cameras, Cinematographic; Parts And Accessories, Whether Or Not Incorpor	4	122	461	3.696
	900792	Projectors, Cinematographic; Parts And Accessories, Whether Or Not Incorp	505	5.177	160	59.248
	900850	Image Projectors, Photographic Enlargers And Reducers, Excluding Cinemato	9	584	338	4.330
	900890	Photographic (other Than Cinematographic) Image Projectors, Enlargers, And Reducers; Parts		57		452
	901010	Photographic Laboratory Apparatus And Equipment; For Automatically Deve	4		450	
	901050	Photographic Laboratory Apparatus And Equipment; N.e.c. In Item No. 9010.10, For Photogra		325		1.582
	901110	Microscopes, Compound Optical; Stereoscopic Microscopes	1		144	
	901120	Microscopes, Compound Optical; For Photomicrography, Cinephotomicrogra	431		3.026	
	901180	Microscopes, Compound Optical; (other Than Stereoscopic And Microscopes	29	14	981	1.400
	901190	Microscopes, Compound Optical; Parts And Accessories (including Those For Photomicrograpl		1		51.644
	901210	Microscopes (excluding Optical Microscopes); Diffraction Apparatus	913	156	33.427	30.499
	901290	Microscopes (excluding Optical Microscopes); Diffraction Apparatus; Parts A	2		410	
	901320	Lasers; Other Than Laser Diodes	53	1.003	25.397	230.800
	901380	Optical Devices, Appliances And Instruments; N.e.c. In Heading No. 9013 (inc	1.369	5.163	68.079	335.375
	901390	Optical Appliances And Instruments; Parts And Accessories For Articles Of He	335	0	3.659	150
	901410	Navigational Instruments And Appliances; Direction Finding Compasses	5	306	11	286.668
	901480	Navigational Instruments And Appliances; For Navigation Other Than Aerona	17.354	24.282	1.513.543	1.108.335
	901490	Navigational Instruments And Appliances; Parts And Accessories		13.909		23.168
	901510	Rangefinders	3.620	326	813.362	75.273
	901520	Surveying Equipment; Theodolites And Tacheometers	196	71	172.177	1.082
	901530	Surveying Equipment; Levels	443	610	13.152	64.997
	901540	Surveying Equipment; Photogrammetrical Surveying Instruments And Applia	68	264	371	11.577
	901580	Surveying Equipment; Articles N.e.c. In Heading No. 9015, Including Hydrogr	289.339	433.759	3.462.357	5.884.388
	901590	Surveying Equipment; Parts And Accessories For Articles Of Heading No. 901	58.391	109.493	2.764.155	3.978.118
	901600	Balances; Of A Sensitivity Of 5cg Or Better, With Or Without Weights	42	17	19.177	4.546
	901710	Drafting Tables And Machines; Whether Or Not Automatic	4	245	2.195	10.364
	901720	Drawing, Marking-out Or Mathematical Calculating Instruments	24.005	22	20.366	257
	901730	Mathematical Equipment; Micrometers, Callipers And Gauges	7.985	9.135	419.054	407.171
	901780	Mathematical Instruments And Equipment; N.e.c. In Heading No. 9017	6.517	9.971	551.269	657.796
	901790	Drawing, Marking-out Equipment And Mathematical Instruments; Parts And	16	446	244	3.790
	901819	Medical, Surgical Instruments And Appliances; Electro-diagnostic Apparatus	1.154	2.007	895.561	2.387.749
	901831	Medical, Surgical Instruments And Appliances; Syringes, With Or Without Ne	0		1.456	
	901849	Dental Instruments And Appliances; Other Than Dental Drill Engines	3.444	4.157	14.037	12.677
	901850	Ophthalmic Instruments And Appliances	16.363	46.843	5.229.925	15.977.416
	901890	Medical, Surgical Or Dental Instruments And Appliances; N.e.c. In Heading N	8.404.950	6.712.385	83.749.593	72.192.342
	901910	Mechano-therapy Appliances; Massage Apparatus And Psychological Aptituc	113.203	168.414	6.372.757	9.371.960
	901920	Therapeutic Respiration Apparatus; Ozone, Oxygen, Aerosol Therapy Apparatus; Artificial Resp		30		553
	902000	Breathing Appliances And Gas Masks; Excluding Protective Masks Having Ne	1.737	150	28.367	22.070
	902131	Artificial Parts Of The Body	76		18	
	902139	Artificial Parts Of The Body; Excluding Artificial Joints	80	174	500	66.189
	902190	Appliances; Worn, Carried Or Implanted In The Body, To Compensate For A I	47.433	59.214	4.914.094	4.696.441
	902219	Apparatus Based On The Use Of X-rays, Including Radiography Or Radiothera	7.122	4.336	276.123	557.985
	902230	X-ray Tubes	8		18.050	
	902290	Apparatus Based On Use Of X-rays And Similar; Parts And Accessories (x-ray	5.160	6.218	2.961.236	2.824.332
	902300	Instruments, Apparatus And Models; Designed For Demonstrational Purpose	36.251	54.431	371.709	955.319
	902410	Machines And Appliances; For Testing The Hardness, Strength, Compressibil	28	460	1.425	51.796
	902480	Machines And Appliances; For Testing The Hardness, Strength, Compressibil	327	1.253	154.310	116.425
	902490	Machines And Appliances; Parts And Accessories For Those Testing Hardness	52	825	1.146	68.977
	902511	Thermometers And Pyrometers; Liquid Filled, For Direct Reading, Not Combi	1.745	0	2.599	163
	902519	Thermometers And Pyrometers; (other Than Liquid Filled, For Direct Reading	86.911	16.625	22.215.621	8.792.443
	902580	Hydrometers And Similar Floating Instruments, Barometers, Hygrometers, P	335	556	47.766	55.200
	902590	Hydrometers And Similar Floating Instruments, Barometers, Hygrometers, P	353	9.799	17.821	3.109.146
	902610	Instruments And Apparatus; For Measuring Or Checking The Flow Or Level O	797	523	55.928	39.140
	902620	Instruments And Apparatus; For Measuring Or Checking Pressure	4.793	2.922	549.195	461.975
	902680	Instruments And Apparatus; For Measuring Or Checking Variables Of Liquids	8.484	9.579	135.205	656.630
	902690	Instruments And Apparatus; Parts And Accessories For Those Measuring Or	39.561	19.282	3.990.496	1.453.929
	902710	Instruments And Apparatus; Gas Or Smoke Analysis Apparatus, For Physical	1.725	1.041	147.649	240.095
	902720	Chromatographs And Electrophoresis Instruments	3.476	140	120.752	1.898

https://riau.bps.go.id

Tabel 2. Ekspor Provinsi Asal Barang Dirinci Menurut Kode HS6 Digit, 2020—2021

Provinsi Asal	Kode HS 6	Deskripsi HS 6 Digit	Berat Bersih (Kg)		Nilai FOB (US$)	
			2020	2021	2020	2021
(1)	(2)	(3)	(4)	(5)	(6)	(7)
Kepulauan Riau						
	902730	Spectrometers, Spectrophotometers And Spectrographs; Using Optical Radia	161	209	59.905	71.874
	902750	Instruments And Apparatus; Using Optical Radiations (uv, Visible, Ir), (other	7.934	135	131.686	71.716
	902790	Microtomes And Parts And Accessories Thereof	1.016.010	451.020	7.190.066	5.321.322
	902810	Meters; Gas, Supply Or Production Meters, Including Calibrating Meters The	1.031	900	97.005	61.390
	902820	Meters; Liquid Supply Or Production Meters, Including Calibrating Meters Th	56	8.727	8.514	35.671
	902830	Meters; Electricity Supply Or Production Meters, Including Calibrating Meter	12	140	1.936	12.175
	902910	Meters And Counters; Revolution Counters, Production Counters, Taximeter	3		5.876	
	902920	Meters; Speed Indicators And Tachometers; Stroboscopes	586	287	9.399	980
	902990	Meters And Counters; Parts And Accessories For Revolution And Production	17.557	8.462	4.241.436	2.727.786
	903020	Oscilloscopes And Oscillographs	418	30	102.286	86.160
	903031	Multimeters; For Measuring Or Checking Voltage, Current, Resistance Or Pov	4.640	3.339	1.338.119	883.185
	903032	Multimeters; For Measuring Or Checking Voltage, Current, Resistance Or Pov	453	498	28.744	48.802
	903033	Instruments And Apparatus; For Measuring Or Checking Voltage, Current, Re	5.790	18.594	685.845	2.539.787
	903039	Instruments And Apparatus; For Measuring Or Checking Voltage, Current, Re	569	9.914	516.584	809.707
	903040	Instruments And Apparatus; Specially Designed For Telecommunications (e.g	74	151	185.500	241.500
	903082	Instruments And Apparatus; For Measuring Or Checking Semiconductor Waf	106.117	127	1.754.758	15.310
	903084	Instruments And Apparatus; N.e.c. In Heading No. 9030, With A Recording D	28	31	19.067	25.614
	903089	Instruments And Apparatus; N.e.c. In Heading No. 9030, Without A Recordin	233	191	127.640	158.574
	903090	Instruments, Apparatus For Measuring, Checking Electrical Quantities, Not M	12.698	9.094	2.601.092	2.694.985
	903110	Machines; For Balancing Mechanical Parts	76	25.705	22.655	32.025
	903120	Test Benches	104	5	15.279	2.804
	903141	Optical Instruments And Appliances; For Inspecting Semiconductor Wafers Or Devices Or For I		4		105
	903149	Optical Instruments And Appliances; For Measuring Or Checking, N.e.c. In Ch	27.336	35.876	12.718.920	12.928.390
	903180	Instruments, Appliances And Machines; For Measuring Or Checking N.e.c. In	39.204	37.827	2.086.570	3.542.710
	903190	Instruments, Appliances And Machines; Parts And Accessories For Those Me	61.460	68.313	3.747.139	6.132.694
	903210	Regulating Or Controlling Instruments And Apparatus; Automatic Type, Ther	78.378	68.385	4.053.468	7.113.919
	903220	Regulating Or Controlling Instruments And Apparatus; Automatic, Manostat	1		85	
	903281	Regulating Or Controlling Instruments And Apparatus; Automatic, Hydraulic	4.333	15.330	86.936	50.933
	903289	Regulating Or Controlling Instruments And Apparatus; Automatic, Other Tha	5.988	13.563	394.138	515.196
	903290	Regulating Or Controlling Instruments And Apparatus; Automatic, Parts And	3.342	25.414	222.844	3.447.326
	903300	Machines And Appliances, Instruments Or Apparatus Of Chapter 90; Parts Ar	465.022	483.559	9.627.051	11.010.158
	910129	Wrist-watches; (not Electrically Operated), (not Automatic Winding), Wheth	10		87	
	910199	Pocket-watches And Other Watches, Including Stop-watches; (excluding Wri	1		1.526	
	910212	Wrist-watches; Electrically Operated, With Or Without A Stop-watch, (other	273	345	59.076	72.519
	910229	Wrist-watches; Whether Or Not Incorporating A Stop-watch Facility, With Ot	1	7	195	468
	910390	Clocks; With Watch Movements, Other Than Electrically Operated, Excluding Clocks Of Headir		1		2
	910400	Clocks; Instrument Panel Clocks And Clocks Of A Similar Type For Vehicles, A	10		730	
	910610	Time Recording Apparatus; Time-registers, Time Recorders, With Clock, Wat	5	1	80	10
	910690	Time Recording Apparatus; With Clock Or Watch Movement Or With Synchr	21.518	33.466	2.585.773	3.323.122
	910700	Time Switches; With Clock, Watch Movement Or Synchronous Motor	10	17	322	671
	911011	Watches; Complete Movements, Unassembled Or Partly Assembled (movement Sets)		145		6.335
	911390	Watch Straps, Watch Bands, Watch Bracelets, And Parts Thereof; N.e.c. In H	79	9	22.792	133
	911490	Clock Or Watch Parts; Other Than Springs (including Hairsprings), Dials, Plate	1.188	1.277	27.487	25.968
	920190	Musical Instruments; Harpsichords And Other Keyboard Stringed Instrument	50		58	
	920290	Musical Instruments; String, Played Other Than With A Bow (e.g. Guitars And	6		35	
	920590	Musical Instruments; Wind, Other Than Brass, (eg. Clarinet, Bagpipes, Pipe C	151		184	
	920600	Musical Instruments; Percussion (e.g. Drums, Xylophones, Cymbals, Castane	20	30	170	42
	920710	Musical Instruments; Keyboard, (other Than Accordions), The Sound Of Which Is Produced Or		30		54
	920790	Musical Instruments; (other Than Keyboard), The Sound Of Which Is Produced Or Must Be Am		70		307
	920890	Fairground And Mechanical Street Organs, Mechanical Singing Birds, Musical Saws And Music		125		977
	940120	Seats; Of A Kind Used For Motor Vehicles	87		370	
	940161	Seats; With Wooden Frames, Upholstered, (excluding Medical, Surgical, Den	1.500	7.347	2.940	18.493
	940169	Seats; With Wooden Frames, Not Upholstered, (excluding Medical, Surgical,	5.550	23.900	15.969	46.139
	940171	Seats; With Metal Frames, Upholstered, (excluding Medical, Surgical, Dental, Veterinary Or Ba		16		37
	940180	Seats; N.e.c. In Heading No. 9401, (excluding Medical, Surgical, Dental, Vete	1.732	590	6.034	2.710
	940210	Chairs; Dentists', Barbers' Or Similar Chairs Having Rotating As Well As Both	179	233	1.971	8.999
	940290	Furniture; For Medical, Surgical, Veterinary Use (e.g. Operating Tables, Exam	2.240	18	2.080	69
	940310	Furniture; Metal, For Office Use	15.011	3.095	20.905	12.150
	940320	Furniture; Metal, Other Than For Office Use	327.562	264.017	1.233.069	813.893
	940340	Furniture; Wooden, For Kitchen Use	15.876.060	16.966.485	48.983.450	52.113.448

https://riau.bps.go.id

Tabel 2. Ekspor Provinsi Asal Barang Dirinci Menurut Kode HS6 Digit, 2020—2021

Provinsi Asal	Kode HS 6	Deskripsi HS 6 Digit	Berat Bersih (Kg)		Nilai FOB (US$)	
			2020	2021	2020	2021
(1)	(2)	(3)	(4)	(5)	(6)	(7)
Kepulauan Riau						
	940350	Furniture; Wooden, For Bedroom Use	564.333	789.743	374.698	490.802
	940360	Furniture; Wooden, Other Than For Office, Kitchen Or Bedroom Use	15.422.581	14.159.091	14.104.354	11.649.874
	940370	Furniture; Plastic	6.028	13.714	6.651	17.459
	940382	Furniture; Of Bamboo	11		18	
	940389	Furniture; Of Cane, Osier, Or Similar Materials (other Than Bamboo Or Ratta	29.096	22.587	31.187	30.875
	940410	Mattress Supports	231.191	878.025	670.490	2.612.052
	940429	Mattresses; Of Other Materials, Not Cellular Rubber Or Plastics	991.921	343.005	2.773.715	1.241.863
	940490	Bedding And Similar Furnishing Articles; N.e.c. In Heading No. 9404 (e.g. Qui	1.111.900	974.188	3.320.374	3.447.479
	940550	Lamps And Light Fittings; Non-electric		580		24.538
	940591	Lamps And Light Fittings; Parts Thereof, Of Glass	383		397	
	940592	Lamps And Light Fittings; Parts Thereof, Of Plastics		1		385
	940599	Lamps And Light Fittings; Parts Thereof, Of Materials Other Than Glass Or Pl	1.989	6.625	143.269	303.491
	940690	Buildings; Prefabricated, Not Of Wood	5.071.997	1.805.702	6.585.724	3.275.245
	950300	Tricycles, Scooters, Pedal Cars And Similar Wheeled Toys; Dolls' Carriages; D	610.518	374.540	42.716.606	22.521.930
	950430	Games; Operated By Coins, Banknotes, Bank Cards, Tokens Or By Other Mea	8	446	113	129.150
	950440	Games; Playing Cards	758	374	4.208	22.602
	950450	Games; Video Game Consoles And Machines, Other Than Those Of Subhead	219		852	
	950490	Games; Articles For Funfair, Table Or Parlour Games, Including Pintables, Sp	573	3.072	617	3.053
	950510	Christmas Festivity Articles	51		31	
	950590	Festive, Carnival Or Other Entertainment Articles Including Novelty Jokes An	13.887	15	5.271	537
	950619	Snow-ski Equipment	1.566	10	54.151	700
	950629	Water Sport Equipment; Water-skis, Surf-boards And Other Water-sport Equ	48	56	347	455
	950631	Golf Clubs; Complete	74	60	218	2.242
	950639	Golf Equipment; Other Than Clubs And Balls	129	13	7.032	5
	950640	Table-tennis Articles And Equipment	513	3.028	213	1.701
	950651	Lawn-tennis Racquets; Whether Or Not Strung	2	4	37	14
	950669	Balls; (other Than Inflatable Or For Lawn-tennis, Golf Or Table-tennis)	12.771	17.796	267.054	407.673
	950670	Skates; Ice And Roller, Including Skating Boots With Skates Attached	24		35	
	950691	Athletics And Gymnastics Equipment	34.933	24.783	1.752.244	1.550.669
	950699	Equipment For Outdoor Games And Recreation N.e.c. In Heading No. 9506	239	310	1.840	588
	950710	Fishing Rods	214.619	265.060	27.612.834	35.226.780
	950720	Fish-hooks; Whether Or Not Snelled	35.494	59.951	2.175.197	3.410.965
	950790	Fishing Tackle N.e.c., Butterfly Nets, Decoy Birds (other Than Those Of Headi	298.230	146.591	9.332.481	4.416.620
	960200	Vegetable, Mineral Carving Material And Articles Of These Materials, Mould	69.159	89.401	14.305	31.757
	960310	Brooms And Brushes; Consisting Of Twigs Or Other Vegetable Materials Bou	38	6	61	1
	960321	Brushes; Toothbrushes	5.043	5.257	13.074	20.228
	960329	Brushes; Shaving, Hair, Nail, Eyelash And Other Toilet Brushes For Use On Th	252	787	2.563	596
	960340	Brushes; Paint, Distemper, Varnish Or Similar Brushes (not Those Of Item No	288.957	151.265	1.362.409	648.877
	960350	Brushes; Constituting Parts Of Machines, Appliances Or Vehicles	35	52	2.452	2.513
	960390	Brooms, Brushes, Mops, Feather Dusters, Squeegees, Hand Operated Mecha	286.482	274.794	977.245	1.234.755
	960500	Travel Sets; For Personal Toilet, Sewing, Shoe Or Clothes Cleaning	1	150	1	828
	960610	Press-fasteners, Snap-fasteners, Press-studs And Parts Therefor	11	0	163	2
	960621	Buttons; Of Plastics, Not Covered With Textile Material		1		21
	960629	Buttons; Of Other Than Base Metal Or Plastics, Not Covered With Textile Material		1		3.365
	960630	Button Moulds And Other Parts Of Buttons; Button Blanks	54	29	8.395	4.961
	960711	Slide Fasteners; Fitted With Chain Scoops Of Base Metal	1		2	
	960719	Slide Fasteners; Other Than Those Fitted With Chain Scoops Of Base Metal	3	5	1.732	23
	960810	Pens; Ball Point	1.598	185	87.763	109.965
	960820	Pens; Felt Tipped And Other Porous-tipped Pens And Markers	12.546	13.328	232.069	236.446
	960830	Pens; Fountain, Stylograph And Other Pens	6.533	1.944	2.213.557	883.883
	960840	Pencils; Propelling Or Sliding	201	22	45.384	12.513
	960860	Pens; Ball-point, Refills Comprising The Ball Point And Ink-reservoir	7.733	740	198.274	56.864
	960891	Pens; Nibs And Nib Points	661	469	86.774	44.371
	960899	Pens And Pencils; Duplicating Stylos, Pen-holders, Pencil-holders, And Simila	12		199	
	960910	Pencils And Crayons; With Leads Encased In Rigid Sheath	2	6	21	30
	961000	Slates And Boards; With Writing Or Drawing Surfaces, Whether Or Not Fram	27	24	223	346
	961100	Stamps; Date, Numbering, Sealing Stamps And The Like (including Devices F	5	21	1.819	8.016
	961210	Ribbons; For Typewriters And The Like, Inked Or Otherwise Prepared, For Gi	33	413	2.965	12.397
	961220	Ink Pads; Whether Or Not Inked, With Or Without Boxes	1		29	
	961310	Lighters; Pocket, Cigarette, Gas Fuelled, Non-refillable	46		212	

https://www.bps.go.id

Tabel 2. Ekspor Provinsi Asal Barang Dirinci Menurut Kode HS6 Digit, 2020—2021

Provinsi Asal	Kode HS 6	Deskripsi HS 6 Digit	Berat Bersih (Kg)		Nilai FOB (US$)	
			2020	2021	2020	2021
(1)	(2)	(3)	(4)	(5)	(6)	(7)
Kepulauan Riau						
	961320	Lighters; Pocket, Cigarette, Gas Fuelled, Refillable	7		9	
	961390	Lighters; Parts For Cigarette Lighters And Other Lighters, Whether Or Not Mechanical Or Elect		1		11
	961519	Combs, Hair Slides And The Like; Of Other Than Hard Rubber Or Plastics	1		6	
	961590	Hairpins, Curling Pins, Curling Grips, Hair Curlers And The Like (not Those Of	889	387	2.146	2.354
	961610	Scent Sprays And Similar Toilet Sprays, And Mounts And Heads Therefor	459	392	1.120	524
	961620	Powder Puffs And Pads; For The Application Of Cosmetics Or Toilet Preparations		1		87
	961700	Vacuum Flasks And Other Vacuum Vessels, Complete With Cases; Parts Ther	2	25	109	132
	961900	Sanitary Towels (pads) And Tampons, Napkins And Napkin Liners For Babies	12.213	4.179	16.410	30.065
	962000	Monopods, Bipods, Tripods And Similar Articles	1	8.368	18	24.915
	970400	Stamps, Postage Or Revenue; Stamp-postmarks, First-day Covers, Postal Stat	0	9	8	115
	999910	Postal packages n.c.a.k	5.815	3.296	225.781	82.094
	040310	Dairy Produce; Yoghurt, Whether Or Not Concentrated Or Containing Added Sugar Or Other S		25		161
	041000	Animal Products; Edible, N.e.c. In This Or Other Chapters	4.204	15.332	4.166.408	16.039.058
	080290	Nuts, Edible; N.e.c. In Heading No. 0801 And 0802, Fresh Or Dried, Whether	44.532	66.300	12.585	37.961
	151000	Vegetable Oils; Oils And Their Fractions N.e.c. In Chapter 15, Obtained Solely	208	882	197	778
	284440	Radioactive Elements, Isotopes, Compounds, N.e.c. In Heading No. 2844 Allo	41	180	1.494	10.477
	340211	Organic Surface-active Agents; Anionic (other Than Soap), Whether Or Not P	22.000	430	50.740	194
	340212	Organic Surface-active Agents; Cationic (other Than Soap), Whether Or Not I	42.812	9.564	47.439	10.692
	340213	Organic Surface-active Agents; Non-ionic (other Than Soap), Whether Or Not Put Up For Retai		1		241
	340219	Organic Surface-active Agents; Whether Or Not Put Up For Retail Sale, N.e.c.	1.329	285	1.485	3.590
	340220	Washing And Cleaning Preparations; Surface-active, Whether Or Not Contair	22.405	8.531	18.363	7.771
	360300	Fuses And Detonators; Safety Or Detonating Fuses, Percussion Or Detonating Caps, Igniters, E		6		1.536
	300620	Pharmaceutical Goods; Blood-grouping Reagents		2		48
	382200	Reagents; Diagnostic Or Laboratory Reagents On A Backing And Prepared Dia	14.101	4.273	76.869	28.410
	382471	Mixtures Containing Halogenated Derivatives Of Methane, Ethane Or Propar	56		1.957	
	382474	Mixtures Containing Halogenated Derivatives Of Methane, Ethane Or Propane; Containing Hy		2		10
	382479	Mixtures Containing Halogenated Derivatives Of Methane, Ethane Or Propar	1.061		1.881	
	390720	Polyethers; In Primary Forms, Excluding Polyacetals	54.199	91.859	56.985	98.882
	440140	Wood; For Fuel, Sawdust And Wood Waste And Scrap, Not Agglomerated	354.770	207.900	52.728	22.902
	442010	Wood; Statuettes And Other Ornaments Of Wood		9		185
	490591	Maps And Hydrographic Or Similar Charts; Printed In Book Form, Including Atlases, Topograph		367		244
	490599	Maps And Hydrographic Or Similar Charts; (printed Other Than In Book Form	13	2.164	155	23.512
	570320	Carpets And Other Textile Floor Coverings; Tufted, Of Nylon Or Other Polyan	768		75	
	620113	Coats; Men's Or Boys', Overcoats, Raincoats, Car-coats, Capes, Cloaks And Si	4		2.177	
	620193	Anoraks (including Ski-jackets), Wind-cheaters, Wind-jackets And Similar Arti	396	4.980	36.029	350.674
	620119	Coats; Men's Or Boys', Overcoats, Raincoats, Car-coats, Capes, Cloaks And Si	24.605	28.994	87.089	85.064
	620213	Coats; Women's Or Girls', Overcoats, Raincoats, Car-coats, Capes, Cloaks And	4	2.158	836	362.688
	620293	Anoraks (including Ski-jackets), Wind-cheaters, Wind-jackets And Similar Arti	3.152	2.049	67.108	122.836
	620219	Coats; Women's Or Girls', Overcoats, Raincoats, Car-coats, Capes, Cloaks And Similar Articles,		882		2.823
	681510	Stone Articles And Articles Of Other Mineral Substances; Non-electrical Artic	758	555	6.853	16.675
	701931	Glass Fibres; Non-woven Products, Mats		240		688
	741910	Copper; Chain And Parts Thereof	1.228		977	
	741991	Copper; Cast, Moulded, Stamped Or Forged, But Not Further Worked	1.000	4	28.386	1.107
	741999	Copper; Articles N.e.c. In Heading No. 7419	7.863	12.472	272.155	417.270
	841931	Dryers; For Agricultural Products, Not Used For Domestic Purposes	1.440		240	
	846210	Machine-tools; Forging Or Die-stamping Machines (including Presses) And H	75.793	7.761	134.500	239.250
	846229	Machine-tools; Bending, Folding, Straightening Or Flattening Machines (inclu	173.446	112.318	1.739.992	3.032.604
	851410	Furnaces And Ovens; Electric, For Industrial Or Laboratory Use, Resistance H	18.981	12.553	323.424	159.240
	851430	Furnaces And Ovens; Electric, For Industrial Or Laboratory Use, Other Than T	2.000	200	15.000	3.892
	851712	Telephones For Cellular Networks Or For Other Wireless Networks	490.227	205.636	135.984.461	57.882.924
	851770	Telephone Sets And Other Apparatus For The Transmission Or Reception Of	116.009	187.891	14.851.140	26.299.046
	851950	Sound Recording Or Reproducing Apparatus; Telephone Answering Machine	201		500	
	852580	Television Cameras, Digital Cameras And Video Camera Recorders	2.000	65.976	319.640	17.810.010
	853950	Lamps; Light-emitting Diode (led) Lamps	9.801	8.031	126.599	134.221
	854140	Electrical Apparatus; Photosensitive, Including Photovoltaic Cells, Whether C	141.215	2.614.414	42.799.911	48.176.002
	854150	Electrical Apparatus; Photosensitive Semiconductor Devices N.e.c. In Headin	363	81	66.591	10.130
	854890	Electrical Parts Of Machinery Or Apparatus; N.e.c. In Chapter 85	266.846	152.153	188.608	144.358
	854810	Waste And Scrap Of Primary Cells, Primary Batteries And Electric Accumulato	21		86	
	870120	Tractors; Road, For Semi-trailers	26.000		46.643	
	880310	Aircraft And Spacecraft; Propellers And Rotors And Parts Thereof	13.928	11.493	41.106	46.797

https://riau.bps.go.id

Tabel 2. Ekspor Provinsi Asal Barang Dirinci Menurut Kode HS6 Digit, 2020—2021

Provinsi Asal	Kode HS 6	Deskripsi HS 6 Digit	Berat Bersih (Kg)		Nilai FOB (US$)	
			2020	2021	2020	2021
(1)	(2)	(3)	(4)	(5)	(6)	(7)
Kepulauan Riau						
	880320	Aircraft And Spacecraft; Under-carriages And Parts Thereof	4.407		14.577	
	880330	Aircraft And Spacecraft; Parts Of Aeroplanes Or Helicopters N.e.c. In Heading	4.400	6.518	2.994.377	4.451.550
	880390	Aircraft And Spacecraft; Parts Thereof N.e.c. In Chapter 88	81	44.944	146.722	151.567
	890310	Yachts And Other Vessels; For Pleasure Or Sports, Rowing Boats And Canoes, Inflatable		21.422		17.200
	890391	Sailboats; With Or Without Auxiliary Motor, For Pleasure Or Sports, Other Th	19.247	21.008	354.866	509.391
	890392	Motorboats; (other Than Outboard Motorboats), For Pleasure Or Sports, Oth	308	9.430	50.800	92.753
	940540	Lamps And Light Fittings; Electric, N.e.c. In Heading No. 9405	519.814	564.454	7.444.753	7.593.834
	902780	Instruments And Apparatus; For Physical Or Chemical Analysis, For Measurin	958	145.122	43.129	1.267.702
	940130	Seats; Swivel With Variable Height Adjustment, Excluding Medical, Surgical,	116	10	223	119
	940190	Seat; Parts	5.847	3.680	53.434	36.072
	940390	Furniture; Parts		22.593		16.882
	940510	Chandeliers And Other Electric Ceiling Or Wall Light Fittings; Excluding Those	214.090	550.948	1.959.714	2.236.207
	940520	Lamps, Electric; Floor-standing Or For Table, Desk Or Bedside	243	33.125	3.954	300.670
	940530	Lighting Sets; Of A Kind Used For Christmas Trees	0		22	
	940560	Illuminated Signs, Name Plates And The Like	7.111	16.096	226.441	351.435
	970110	Paintings, Drawings And Pastels; Executed Entirely By Hand, Other Than Drawings Of Heading		150		90
	970190	Artwork; Collages And Similar Decorative Plaques	91	35	461	166
	970300	Sculptures And Statuary; Original, In Any Material	98	192	574	515
	701939	Glass Fibres; Webs, Mattresses, Boards And Similar Non-woven Products Excluding Mats And		51		3.753
Total Kepulauan Riau			**16.795.342.045**	**21.096.077.107**	**11.170.445.583**	**14.545.136.434**

https://www.bps.go.id

Tabel 2. Ekspor Provinsi Asal Barang Dirinci Menurut Kode HS6 Digit, 2020—2021

Provinsi Asal	Kode HS 6	Deskripsi HS 6 Digit	Berat Bersih (Kg)		Nilai FOB (US$)	
			2020	2021	2020	2021
(1)	(2)	(3)	(4)	(5)	(6)	(7)
DKI Jakarta						
	010511	Poultry; Live, Fowls Of The Species Gallus Domesticus, Weighing Not More Than 185g		431		1.750
	010594	Poultry; Live, Fowls Of The Species Gallus Domesticus, Weighing More Than 185g		50		50
	010611	Mammals; Live, Primates		334		120.000
	010614	Mammals; Live, Rabbits And Hares	1.274	206	10.738	2.500
	010619	Mammals; Live, Other Than Primates, Whales, Dolphins, Porpoises (mamma	3.391	4.023	96.463	58.964
	010620	Reptiles; Live (including Snakes And Turtles)	2.954	3.891	768.635	909.933
	010632	Birds; Live, Psittaciformes	599	60	41.365	7.200
	010639	Birds; Live, Other Than Birds Of Prey, Psittaciformes, Ostriches And Emus (dı	287	1.170	687	6.814
	010649	Insects; Live, Other Than Bees		2		20
	010690	Animals; Live, N.e.c. In Chapter 01, Other Than Mammals, Reptiles, Birds An	224	461	5.057	13.297
	020230	Meat; Of Bovine Animals, Boneless Cuts, Frozen		460		32.741
	020450	Meat; Of Goats, Fresh, Chilled Or Frozen	20		85	
	020712	Meat And Edible Offal; Of Fowls Of The Species Gallus Domesticus, Not Cut I	47.382	23.457	56.859	28.148
	020714	Meat And Edible Offal; Of Fowls Of The Species Gallus Domesticus, Cuts And	9		102	
	020890	Meat And Edible Meat Offal; N.e.c. In Chapter 2, Fresh, Chilled Or Frozen	234.254	132.612	1.410.578	808.851
	021020	Meat; Salted, In Brine, Dried Or Smoked, Of Bovine Animals	8	69	50	72
	021099	Meat And Edible Meat Offal; Salted, In Brine, Dried Or Smoked, And Edible F	2	3	100	113
	030111	Fish; Live, Ornamental, Freshwater	169.103	189.511	4.835.249	6.148.770
	030119	Fish; Live, Ornamental, Other Than Freshwater	51.798	40.645	1.029.836	1.013.911
	030192	Fish; Live, Eels (anguilla Spp.)	429.016	683.416	872.257	693.191
	030193	Fish; Live, Carp (cyprinus Spp., Carassius Spp., Ctenopharyngodon Idellus, Hy	30	160	140	336
	030199	Fish; Live, N.e.c. In Heading 0301	346.550	280.911	1.930.702	1.977.303
	030221	Fish; Fresh Or Chilled, Halibut (reinhardtius Hippoglossoides, Hippoglossus H	1.318	5.102	1.991	6.294
	030223	Fish; Fresh Or Chilled, Sole (solea Spp.), Excluding Fillets, Fish Meat Of 0304, And Edible Fish C		968		1.101
	030229	Fish; Fresh Or Chilled, Flat Fish, N.e.c. In Item No. 0302.2, Excluding Fillets, F	11.410	12.453	22.648	22.785
	030232	Fish; Fresh Or Chilled, Yellowfin Tunas (thunnus Albacares), Excluding Fillets,	619.300	335.458	3.126.746	1.598.594
	030234	Fish; Fresh Or Chilled, Bigeye Tunas (thunnus Obesus), Excluding Fillets, Fish	14.039		79.852	
	030239	Fish; Fresh Or Chilled, Tuna, N.e.c. In Item No. 0302.3, Excluding Fillets, Fish	2.654	1.601	10.976	4.703
	030243	Fish; Fresh Or Chilled, Sardines (sardina Pilchardus, Sardinops Spp.), Sardinella (sardinella Spp		358		350
	030244	Fish; Fresh Or Chilled, Mackerel (scomber Scombrus, Scomber Australasicus,	44		132	
	030249	Fish; Fresh Or Chilled, N.e.c. In Item No. 0302.4, Excluding Fillets, Fish Meat	2.146.990	1.393.582	7.459.176	5.138.450
	030272	Fish; Fresh Or Chilled, Catfish (pangasius Spp., Silurus Spp., Clarias Spp., Ictal	50	3.469	50	4.506
	030273	Fish; Fresh Or Chilled, Carp (as Specified By The Wco.), Excluding Fillets, Fish	40	63	120	126
	030274	Fish; Fresh Or Chilled, Eels (anguilla Spp.), Excluding Fillets, Fish Meat Of 0304, And Edible Fish		3.626		7.252
	030279	Fish; Fresh Or Chilled, Nile Perch (lates Niloticus) And Snakeheads (channa Spp.), Excluding Fil		27		10
	030282	Fish; Fresh Or Chilled, Rays And Skates (rajidae), Excluding Fillets, Fish Meat	439.110	281.343	1.063.707	526.601
	030284	Fish; Fresh Or Chilled, Seabass (dicentrarchus Spp.), Excluding Fillets, Fish M	71		131	
	030285	Fish; Fresh Or Chilled, Seabream (sparidae), Excluding Fillets, Fish Meat Of 0	5.242	10.416	10.119	25.430
	030289	Fish; Fresh Or Chilled, N.e.c. In Heading 0302, Excluding Fillets, Fish Meat Of	3.199.619	2.821.049	6.597.181	6.293.787
	030291	Fish; Fresh Or Chilled, Livers, Roes And Milt	2.052	7.213	13.812	33.601
	030299	Fish; Fresh Or Chilled, Fish Fins (other Than Shark Fins), Heads, Tails, Maws /	280	55	920	110
	030313	Fish; Frozen, Atlantic Salmon (salmo Salar) And Danube Salmon (hucho Huch	24.979	34.826	222.448	254.562
	030319	Fish; Frozen, Salmonidae, N.e.c. In Item No. 0303.1, Excluding Fillets, Fish M	20		40	
	030323	Fish; Frozen, Tilapias (oreochromis Spp.), Excluding Fillets, Fish Meat Of 0304, And Edible Fish		25		25
	030324	Fish; Frozen, Catfish (pangasius Spp., Silurus Spp., Clarias Spp., Ictalurus Spp	2.042.672	603.832	3.033.122	692.879
	030325	Fish; Frozen, Carp (as Specified By The Wco), Excluding Fillets, Fish Meat Of	2.550	2.549	5.295	4.448
	030326	Fish; Frozen, Eels (anguilla Spp.), Excluding Fillets, Fish Meat Of 0304, And E	2.717.065	1.909.311	3.944.660	2.729.006
	030329	Fish; Frozen, Nile Perch (lates Niloticus) And Snakeheads (channa Spp.), Excl	249.780	104.570	320.866	135.752
	030331	Fish; Frozen, Halibut (reinhardtius Hippoglossoides, Hippoglossus Hippoglos	264.517	139.628	332.983	167.095
	030333	Fish; Frozen, Sole (solea Spp.), Excluding Fillets, Fish Meat Of 0304, And Edible Fish Offal Of Su		9.000		12.087
	030339	Fish; Frozen, Flat Fish, N.e.c. In Item No. 0303.3, Excluding Fillets, Fish Meat	2.700	10.841	3.781	10.037
	030341	Fish; Frozen, Albacore Or Longfinned Tunas (thunnus Alalunga), Excluding Fi	1.708.014	2.056.542	5.316.994	6.100.803
	030342	Fish; Frozen, Yellowfin Tunas (thunnus Albacares), Excluding Fillets, Fish Me	7.284.800	12.501.452	17.162.783	37.301.264
	030343	Fish; Frozen, Skipjack Or Stripe-bellied Bonito, Excluding Fillets, Fish Meat Of	23.781.545	13.511.019	30.229.600	18.451.467
	030344	Fish; Frozen, Bigeye Tunas (thunnus Obesus), Excluding Fillets, Fish Meat Of	892.721	637.349	1.452.499	979.997
	030349	Fish; Frozen, Tuna, N.e.c. In Item No. 0303.4, Excluding Fillets, Fish Meat Of	1.053.799	192.967	1.312.819	384.346
	030353	Fish; Frozen, Sardines (sardina Pilchardus, Sardinops Spp.), Sardinella (sardir	3.034.485	986.337	1.063.882	349.464
	030354	Fish; Frozen, Mackerel (scomber Scombrus, Scomber Australasicus, Scombe	896.806	713.093	1.470.955	1.272.990
	030355	Fish; Frozen, Jack And Horse Mackerel (trachurus Spp.), Excluding Fillets, Fis	89.459	404.860	102.082	358.976
	030356	Fish; Frozen, Cobia (rachycentron Canadum), Excluding Fillets, Fish Meat Of	168.991	136.560	265.242	218.314

http://jakarta.bps.go.id

Tabel 2. Ekspor Provinsi Asal Barang Dirinci Menurut Kode HS6 Digit, 2020—2021

Provinsi Asal	Kode HS 6	Deskripsi HS 6 Digit	Berat Bersih (Kg)		Nilai FOB (US$)	
			2020	2021	2020	2021
(1)	(2)	(3)	(4)	(5)	(6)	(7)
DKI Jakarta						
	030357	Fish; Frozen, Swordfish (xiphias Gladius), Excluding Fillets, Fish Meat Of 0304	1.936.831	2.563.187	7.990.793	13.486.438
	030359	Fish; Frozen, N.e.c. In Item No. 0303.5, Excluding Fillets, Fish Meat Of 0304,	32.240.144	16.475.033	59.478.147	33.806.871
	030369	Fish; Frozen, Of Bregmacerotidae, Euclichthyidae, Gadidae, Macrouridae, M	331	8.315	650	16.359
	030381	Fish; Frozen, Dogfish And Other Sharks, Excluding Fillets, Fish Meat Of 0304,	5.927.881	3.241.937	7.134.804	3.595.266
	030382	Fish; Frozen, Rays And Skates (rajidae), Excluding Fillets, Fish Meat Of 0304,	182.199	48.331	227.764	108.287
	030389	Fish; Frozen, N.e.c. In Heading 0303, Excluding Fillets, Fish Meat Of 0304, Ar	40.487.338	40.500.887	66.141.977	67.462.893
	030391	Fish; Frozen, Livers, Roes And Milt	237.940	539.378	1.639.096	4.521.688
	030392	Fish; Frozen, Shark Fins	86.670	114.353	310.933	333.501
	030399	Fish; Frozen, Fish Fins (other Than Shark Fins), Heads, Tails, Maws And Othe	92.000	115.304	97.565	255.431
	030433	Fish Fillets; Fresh Or Chilled, Nile Perch (lates Niloticus)	2.476		4.173	
	030439	Fish Fillets; Fresh Or Chilled, Carp (as Specified By The Wco), Eels (anguilla Sp	5.940	53.158	15.073	143.363
	030443	Fish Fillets; Fresh Or Chilled, Flat Fish (pleuronectidae, Bothidae, Cynoglossidae, Soleidae, Sco		6.476		12.952
	030449	Fish Fillets; Fresh Or Chilled, Other Than Fish Of Heading 0304.4	67.215	100.219	543.643	1.389.068
	030451	Fish Meat, Excluding Fillets, Whether Or Not Minced; Fresh Or Chilled, Tilapias, Catfish, Carp,		488		1.465
	030459	Fish Meat; Excluding Fillets, Whether Or Not Minced; Fresh Or Chilled, Of Fis	16.515	462	95.367	2.205
	030461	Fish Fillets; Frozen, Tilapias (oreochromis Spp.)	11		91	
	030462	Fish Fillets; Frozen, Catfish (pangasius Spp., Silurus Spp., Clarias Spp., Ictalur	3.015		5.388	
	030469	Fish Fillets; Frozen, Carp (cyprinus/carassius/ctenopharyngodon Idellus/hyp	81.529	25.593	291.636	85.738
	030481	Fish Fillets; Frozen, Salmon, Pacific (oncorhynchus Nerka, Oncorhynchus Gor	28.920	65.000	360.779	743.760
	030482	Fish Fillets; Frozen, Trout (salmo Trutta, Oncorhynchus Mykiss, Oncorhynch	112.045	67.150	1.240.105	675.080
	030483	Fish Fillets; Frozen, Flat Fish (pleuronectidae, Bothidae, Cynoglossidae, Solei	2.300		3.054	
	030484	Fish Fillets; Frozen, Swordfish (xiphias Gladius)	1.259.424	760.229	8.304.931	6.376.047
	030487	Fish Fillets; Frozen, Tunas (of The Genus Thunnus), Skipjack Or Stripe-bellied	4.691.595	4.854.796	33.007.151	39.192.043
	030488	Fish Fillets; Frozen, Dogfish, Other Sharks, Rays And Skates (rajidae)	26.875	33.640	68.518	141.957
	030489	Fish Fillets; Frozen, Of Fish N.e.c. In Heading 0304.8	5.727.147	6.196.572	31.107.708	35.040.195
	030491	Fish Meat, Excluding Fillets, Whether Or Not Minced; Frozen, Swordfish (xiphias Gladius)		19.515		109.086
	030493	Fish Meat, Excluding Fillets, Whether Or Not Minced; Frozen, Tilapias, Catfis	31.400		87.129	
	030496	Fish Meat, Excluding Fillets, Whether Or Not Minced; Frozen, Dogfish And O	542.286	516.208	545.694	552.445
	030499	Fish Meat, Excluding Fillets, Whether Or Not Minced; Frozen, N.e.c. In Item I	2.224.471	762.400	4.505.447	2.865.361
	030520	Fish; Livers, Roes And Milt Of Fish, Dried, Smoked, Salted Or In Brine	525.456	470.386	12.842.834	21.974.793
	030539	Fish Fillets; Dried, Salted Or In Brine, But Not Smoked, N.e.c. In Item No. 030	541.406	160.695	1.002.009	596.815
	030549	Fish; Smoked, Whether Or Not Cooked Before Or During Smoking, N.e.c. In I	146.540	162.314	110.257	504.586
	030554	Dried Herrings, Anchovies, Sardines, Sardinella, Brisling Or Sprats, Mackerel	222.244	169.269	336.311	287.318
	030559	Fish; Dried, Whether Or Not Salted But Not Smoked, Other Than Edible Fish	1.154.232	819.613	2.759.268	2.701.209
	030563	Fish; Salted Or In Brine, Not Dried Or Smoked, Other Than Edible Fish Offal, Anchovies (engrai		310		2.544
	030571	Fish; Edible Offal, Shark Fins	134.071	117.242	5.274.358	4.709.363
	030572	Fish; Edible Offal, Fish Heads, Tails And Maws	195.655	243.699	3.374.009	2.948.758
	030579	Fish; Edible Offal, Other Than Shark Fins, Fish Heads, Tails And Maws	395.255	194.369	647.799	737.190
	030611	Crustaceans; Frozen, Rock Lobsters And Other Sea Crawfish (palinurus Spp.,	79.643	110.638	626.682	1.053.151
	030612	Crustaceans; Frozen, Lobsters (homarus Spp.), In Shell Or Not, Smoked, Coo	2.679	3.899	18.237	25.771
	030614	Crustaceans; Frozen, Crabs, In Shell Or Not, Smoked, Cooked Or Not Before	252.634	41.857	976.078	196.733
	030616	Crustaceans; Frozen, Cold-water Shrimps And Prawns (pandalus Spp., Crangon Crangon), In Sl		1.630		2.940
	030617	Crustaceans; Frozen, Shrimps And Prawns, Excluding Cold-water Varieties, In	30.619.555	28.751.008	245.674.939	254.943.448
	030631	Crustaceans; Live, Fresh Or Chilled, Rock Lobsters And Other Sea Crawfish (p	1.554.059	1.460.176	69.085.293	23.353.706
	030632	Crustaceans; Live, Fresh Or Chilled, Lobsters (homarus Spp.), Whether In She	900	2.046	34.802	18.707
	030633	Crustaceans; Live, Fresh Or Chilled, Crabs, Whether In Shell Or Not	4.536.469	5.045.090	29.065.439	27.831.343
	030635	Crustaceans; Live, Fresh Or Chilled, Cold-water Shrimps And Prawns (pandal	408.759	202.338	3.268.759	855.302
	030636	Crustaceans; Live, Fresh Or Chilled, Shrimps And Prawns Excluding Cold-wat	1.050.936	1.232.449	13.079.992	17.132.352
	030639	Crustaceans; Live, Fresh Or Chilled, N.e.c. In Item No. 0306.3, In Shell Or Not	533	7.142	6.698	51.776
	030693	Crustaceans; Crabs, Smoked, Cooked Or Not, Whether In Shell Or Not, Whet	172.706	1.551	2.382.910	26.800
	030695	Crustaceans; Shrimps And Prawns, Smoked, Cooked Or Not, Whether In She	157.356	50	362.047	50
	030711	Molluscs; Oysters, Whether In Shell Or Not, Live, Fresh Or Chilled	9.410	40.708	12.495	48.495
	030712	Molluscs; Oysters, Whether In Shell Or Not, Frozen	20	220	40	410
	030721	Molluscs; Scallops, Whether In Shell Or Not, Including Queen Scallops, Of Th	5.555	426	5.600	760
	030722	Molluscs; Scallops, Whether In Shell Or Not, Including Queen Scallops Of The	140.955	57.900	205.912	110.050
	030729	Molluscs; Scallops, Whether In Shell Or Not, Including Queen Scallops Of The Genera Pecten,		771		4.715
	030731	Molluscs; Mussels (mytilus Spp., Perna Spp.), Whether In Shell Or Not, Live,	10	256	70	512
	030732	Molluscs; Mussels (mytilus Spp., Perna Spp.), Whether In Shell Or Not, Froze	4.289	5.096	12.091	15.364
	030742	Molluscs; Cuttle Fish And Squid, Whether In Shell Or Not, Live, Fresh Or Chill	80		622	
	030743	Molluscs; Cuttle Fish And Squid, Whether In Shell Or Not, Includes Flours, M	84.949.789	104.118.891	292.959.171	343.370.392

https://jakarta.bps.go.id

Tabel 2. Ekspor Provinsi Asal Barang Dirinci Menurut Kode HS6 Digit, 2020—2021

Provinsi Asal	Kode HS 6	Deskripsi HS 6 Digit	Berat Bersih (Kg)		Nilai FOB (US$)	
			2020	2021	2020	2021
(1)	(2)	(3)	(4)	(5)	(6)	(7)
DKI Jakarta						
	030749	Molluscs; Cuttle Fish And Squid, Whether In Shell Or Not, Includes Flours, M	53.637	1.132	143.576	5.254
	030751	Molluscs; Octopus (octopus Spp.), Live, Fresh Or Chilled	0	50	46	71
	030752	Molluscs; Octopus (octopus Spp.), Frozen	1.624.326	1.823.594	4.202.157	8.264.408
	030760	Molluscs; Snails, Other Than Sea Snails, Whether In Shell Or Not, Live, Fresh,	430.856	705.029	972.805	1.566.055
	030771	Molluscs; Clams, Cockles And Ark Shells (families Arcidae, Arcticidae, Cardiid	605.809	372.034	806.176	425.201
	030772	Molluscs; Clams, Cockles, Ark Shells (arcidae, Arcticidae, Cardiidae, Donacid	217.958	287.227	412.728	578.054
	030779	Molluscs; Clams, Cockle, Ark Shells (families Arcidae, Arcticidae, Cardiidae, Donacidae, Hiatell		1.797		9.435
	030781	Molluscs; Abalone (haliotis Spp.), Whether In Shell Or Not, Live, Fresh Or Chi	140	63	1.039	1.133
	030782	Molluscs; Stromboid Conchs (strombus Spp.), Whether In Shell Or Not, Live, Fresh Or Chilled		3		65
	030783	Molluscs; Abalone (haliotis Spp.), Whether In Shell Or Not, Frozen	246	100	492	200
	030784	Molluscs; Stromboid Conchs (strombus Spp.), Whether In Shell Or Not, Froze	30.183		45.657	
	030787	Molluscs; Abalone (haliotis Spp.), Whether In Shell Or Not, Dried, Salted, In	267	324	3.666	4.386
	030791	Molluscs; N.e.c. In Heading 0307, Whether In Shell Or Not, Includes Flours,	159.351	454.520	284.123	845.962
	030792	Molluscs; N.e.c. In Heading 0307, Whether In Shell Or Not, Includes Flours,	231.453	36.911	369.469	85.831
	030799	Molluscs; N.e.c. In Heading 0307, Whether In Shell Or Not, Includes Flours,	175	1.120	1.050	10.685
	030811	Aquatic Invertebrates; Sea Cucumbers (stichopus Japonicus, Holothuroidea)	13.128	75	122.717	375
	030812	Aquatic Invertebrates; Sea Cucumbers (stichopus Japonicus, Holothuroidea)	135.525	54.005	225.197	180.491
	030819	Aquatic Invertebrates; Sea Cucumbers (stichopus Japonicus, Holothuroidea)	223.009	142.053	1.966.030	749.693
	030821	Aquatic Invertebrates; Sea Urchins (strongylocentrotus Spp., Paracentrotus	373	522	1.773	4.791
	030830	Aquatic Invertebrates; Jellyfish (rhopilema Spp.), Live, Fresh, Chilled, Frozen,	184.424	294.730	394.721	781.316
	030890	Aquatic Invertebrates; Other Than Crustaceans, Molluscs, Sea Urchins, Sea	17.643	34.789	328.586	506.959
	040110	Dairy Produce; Milk And Cream, Not Concentrated, Not Containing Added S	2.769	2.198	9.138	4.752
	040120	Dairy Produce; Milk And Cream, Not Concentrated, Not Containing Added S	301.078	556.717	378.998	683.739
	040140	Dairy Produce; Milk And Cream, Not Concentrated, Not Containing Added S	351.851	375.826	446.452	498.870
	040150	Dairy Produce; Milk And Cream, Not Concentrated, Not Containing Added Sugar Or Other Sw		5		20
	040210	Dairy Produce; Milk And Cream, Concentrated Or Containing Added Sugar O	112.845	38.853	704.539	328.890
	040221	Dairy Produce; Milk And Cream, Concentrated, Not Containing Added Sugar	7	47	57	271
	040229	Dairy Produce; Milk And Cream, Containing Added Sugar Or Other Sweeteni	12.670	783	52.077	3.171
	040299	Dairy Produce; Milk And Cream, Containing Added Sugar Or Other Sweeteni	5.062.115	3.646.193	5.288.534	4.114.956
	040390	Dairy Produce; Buttermilk, Curdled Milk Or Cream, Kephir, Fermented Or Ac	335.355	313.466	475.201	467.837
	040410	Dairy Produce; Whey, Whether Or Not Concentrated Or Containing Added S	53.316	93	69.633	352
	040490	Dairy Produce; Natural Milk Constituents (excluding Whey), Whether Or Not	50	63.960	12	25.080
	040510	Dairy Produce; Derived From Milk, Butter	67.927	52.108	121.611	453.730
	040590	Dairy Produce; Fats And Oils Derived From Milk (other Than Butter Or Dairy	1.732	7	5.496	19
	040610	Dairy Produce; Fresh Cheese (including Whey Cheese), Not Fermented, And	85.000		269.170	
	040620	Dairy Produce; Cheese Of All Kinds, Grated Or Powdered	139	10	984	20
	040630	Dairy Produce; Cheese, Processed (not Grated Or Powdered)	4.663	2.645	29.739	18.532
	040690	Dairy Produce; Cheese (not Grated, Powdered Or Processed), N.e.c. In Head	5.968	4.359	40.212	21.983
	040811	Eggs; Birds' Eggs, Yolks, Dried, Whether Or Not Containing Added Sugar Or	4.100	3.800	56.970	53.742
	040819	Eggs; Birds' Eggs, Yolks, Fresh, Cooked By Steaming Or By Boiling In Water, Moulded, Frozen		2		21
	040900	Honey; Natural	10.321	43.589	29.718	128.792
	050100	Animal Products; Hair, Human, Unworked, Whether Or Not Washed Or Scou	4.360	11.473	861.147	507.784
	050510	Animal Products; Feathers And Down Used For Stuffing, Not Further Worke	155.168	256.882	196.449	479.979
	050590	Animal Products; Skins And Other Parts Of Birds, Feathers And Down (not F	3.000	54.900	3.000	49.200
	050690	Animal Products; Bones And Horn-cores And Powder Or Waste Of Such, Un	89.641	112.276	1.110.043	1.761.272
	050800	Animal Products; Coral And Similar Materials, Shells Of Molluscs, Crustacea	301.034	298.097	3.707.038	4.648.016
	051000	Animal Products; Ambergris, Castoreum, Civet, Musk, Cantharides, Bile (drie	117	300	4.594	11.000
	051191	Animal Products; Of Fish Or Crustaceans, Molluscs Or Other Aquatic Invertel	143.924	207.167	894.193	937.556
	051199	Animal Products; N.e.c. In Chapter 5	341	531	1.886	2.170
	060110	Plants, Live; Bulbs, Tubers, Tuberous Roots, Corms, Crowns And Rhizomes,	97	88	3.510	614
	060120	Plants, Live; Bulbs, Tubers, Tuberous Roots, Corms, Crowns And Rhizomes,	12.328	97.944	146.104	196.280
	060210	Plants, Live; Unrooted Cuttings And Slips	53.896	95.023	2.431.140	2.140.283
	060220	Plants, Live; Edible Fruit Or Nut Trees, Shrubs And Bushes, Grafted Or Not		7		155
	060290	Plants, Live; N.e.c. In Heading No. 0602	4.646	124.092	220.664	3.026.705
	060311	Flowers, Cut; Roses, Flowers And Buds Of A Kind Suitable For Bouquets Or	33	15	2.961	945
	060314	Flowers, Cut; Chrysanthemums, Flowers And Buds Of A Kind Suitable For Bo	39.999	14.497	685.339	244.756
	060319	Flowers, Cut; Flowers And Buds Of A Kind Suitable For Bouquets Or Orname	8.109	22.183	16.218	35.281
	060390	Flowers, Cut; Flowers And Flower Buds Of A Kind Suitable For Bouquets Or	100	2	450	66
	060420	Foliage, Branches And Other Parts Of Plants, Without Flowers Or Flower Buc	2.511	35.794	10.769	219.935
	060490	Foliage, Branches And Other Parts Of Plants, Without Flowers Or Flower Buc	76.008	43.598	548.083	241.847

Tabel 2. Ekspor Provinsi Asal Barang Dirinci Menurut Kode HS6 Digit, 2020—2021

Provinsi Asal	Kode HS 6	Deskripsi HS 6 Digit	Berat Bersih (Kg)		Nilai FOB (US$)	
			2020	2021	2020	2021
(1)	(2)	(3)	(4)	(5)	(6)	(7)
DKI Jakarta						
	070110	Vegetables; Seed Potatoes, Fresh Or Chilled		1		1
	070190	Vegetables; Potatoes (other Than Seed), Fresh Or Chilled	1.796	13.933	2.490	19.946
	070200	Vegetables; Tomatoes, Fresh Or Chilled	604		923	
	070310	Vegetables, Alliaceous; Onions And Shallots, Fresh Or Chilled	867.540	362.871	949.960	571.180
	070320	Vegetables, Alliaceous; Garlic, Fresh Or Chilled	16.051	1	34.500	69
	070390	Vegetables, Alliaceous; Leeks And Other Kinds N.e.c. In Heading No. 0703, F	4		120	
	070410	Vegetables, Brassica; Cauliflowers And Headed Broccoli, Fresh Or Chilled		3.501		5.076
	070490	Vegetables, Brassica; Edible, N.e.c. In Heading No. 0704, Fresh Or Chilled	125	143.765	725	42.781
	070519	Vegetables; Lettuce (lactuca Sativa), (other Than Cabbage Lettuce), Fresh Or	10.591	6.974	7.334	4.031
	070610	Vegetables, Root; Carrots And Turnips, Fresh Or Chilled	4.754	7.855	1.426	2.432
	070690	Vegetables, Root; Salad Beetroot, Salsify, Celeric, Radishes And Similar Edible Roots, Fresh Or		2		26
	070820	Vegetables, Leguminous; Beans (vigna Spp., Phaseolus Spp.), Shelled Or Uns	42.181	67.442	48.768	32.822
	070890	Vegetables, Leguminous; (other Than Peas And Beans), Shelled Or Unshellec	60.005	77.679	147.798	305.888
	070930	Vegetables; Aubergines, (e.g. Plants), Fresh Or Chilled	1.035	230	7.208	396
	070940	Vegetables; Celery (other Than Celeriac), Fresh Or Chilled	2		16	
	070951	Vegetables; Mushrooms Of The Genus Agaricus, Fresh Or Chilled	11.928	4.331	88.578	4.914
	070959	Vegetables; Truffles And Mushrooms (other Than Of The Genus Agaricus), Fresh Or Chilled		3.991		5.754
	070960	Vegetables; Fruits Of The Genus Capsicum Or Of The Genus Pimenta, Fresh (	48.745	84.327	188.856	273.690
	070993	Vegetables; Pumpkins, Squash And Gourds (cucurbita Spp.), Fresh Or Chilled	337.146	313	184.537	38
	070999	Vegetables; Edible, N.e.c. In Chapter 07, Fresh Or Chilled	99.226	101.367	207.060	400.426
	071010	Vegetables; Potatoes, Uncooked Or Cooked By Steaming Or Boiling In Water	12.380	25.053	13.704	32.755
	071021	Vegetables, Leguminous; Peas (pisum Sativum), Shelled Or Unshelled, Uncoo	1	31.988	1	41.177
	071022	Vegetables, Leguminous; Beans (vigna Spp., Phaseolus Spp.), Shelled Or Uns	20	14	65	34
	071040	Vegetables; Sweetcorn, Uncooked Or Cooked By Steaming Or Boiling In Wat	363.925	1.195.236	483.538	1.466.806
	071080	Vegetables; Uncooked Or Cooked By Steaming Or Boiling In Water, N.e.c. In	22.806	19.590	69.361	50.189
	071090	Vegetable Mixtures; Uncooked Or Cooked By Steaming Or Boiling In Water, Frozen		115		649
	071140	Vegetables; Cucumbers And Gherkins, Provisionally Preserved But Unsuitabl	0		71	
	071190	Vegetables And Mixed Vegetables; N.e.c. In Heading No. 0711, Provisionally	41.221	15.528	95.637	64.625
	071220	Vegetables; Onions, Whole, Cut, Sliced, Broken Or In Powder But Not Furthe	7	6	29	26
	071231	Vegetables; Mushrooms Of The Genus Agaricus, Whole, Cut, Sliced, Broken (	7.105	21.065	29.040	39.341
	071232	Vegetables; Wood Ears (auricularia Spp), Whole, Cut, Sliced, Broken Or In Pc	1		51	
	071239	Vegetables; Mushrooms, Other Than The Genus Agaricus And Truffles, Whole, Cut, Sliced, Brc		26.104		123.384
	071290	Vegetables; Mixtures Of Vegetables N.e.c. In Heading No. 0712, Whole, Cut,	64.730	101.735	280.242	335.424
	071310	Vegetables, Leguminous; Peas (pisum Sativum), Shelled, Whether Or Not Ski	6		9	
	071331	Vegetables, Leguminous; Beans Of The Species Vigna Mungo (l.) Hepper Or \	1.985.151	3.684.018	2.229.277	5.057.464
	071332	Vegetables, Leguminous; Small Red (adzuki) Beans (phaseolus Or Vigna Angularis), Shelled, W		3		21
	071333	Vegetables, Leguminous; Kidney Beans, Including White Pea Beans (phaseol	37	10	240	21
	071339	Vegetables, Leguminous; N.e.c. In Item No. 0713.3, Shelled, Whether Or Not	17		180	
	071390	Vegetables, Leguminous; N.e.c. In Heading No. 0713, Shelled, Whether Or N	75		241	
	071410	Vegetable Roots And Tubers; Manioc (cassava), With High Starch Or Inulin C	43.094	96.095	60.450	90.399
	071420	Vegetable Roots And Tubers; Sweet Potatoes, With High Starch Or Inulin Co	657.116	206.802	433.194	225.861
	071430	Vegetable Roots And Tubers; Yams (dioscorea Spp.) With High Starch Or Inulin Content, Fresh		1		2
	071440	Vegetable Roots And Tubers; Taro (colocasia Spp.) With High Starch Or Inuli	96	173	60	286
	071490	Vegetable Roots And Tubers; Arrowroot, Salep, Jerusalem Artichokes And Si	9.168	17.313	7.691	12.734
	080111	Nuts, Edible; Coconuts, Desiccated	3.100.445	2.702.357	3.312.947	2.820.185
	080112	Nuts, Edible; Coconuts, In The Inner Shell (endocarp)	1.548.492	6.778.531	429.786	2.098.306
	080119	Nuts, Edible; Coconuts, Fresh Or Dried, Other Than Desiccated Or In The Inn	42.590.344	47.556.102	12.166.533	15.334.797
	080121	Nuts, Edible; Brazil Nuts, Fresh Or Dried, In Shell	5		300	
	080122	Nuts, Edible; Brazil Nuts, Fresh Or Dried, Shelled	2	80	2	2.411
	080131	Nuts, Edible; Cashew Nuts, Fresh Or Dried, In Shell	824.710	468.007	958.694	439.754
	080132	Nuts, Edible; Cashew Nuts, Fresh Or Dried, Shelled	2.917	1.349	56.975	23.775
	080211	Nuts, Edible; Almonds, Fresh Or Dried, In Shell	5		4	
	080212	Nuts, Edible; Almonds, Fresh Or Dried, Shelled	67	44	1.384	492
	080222	Nuts, Edible; Hazelnuts Or Filberts (corylus Spp.), Fresh Or Dried, Shelled	20		86	
	080231	Nuts, Edible; Walnuts, Fresh Or Dried, In Shell		122		1.573
	080232	Nuts, Edible; Walnuts, Fresh Or Dried, Shelled	824	2	1.067	1
	080252	Nuts, Edible; Pistachios, Fresh Or Dried, Shelled	1		1	
	080280	Nuts, Edible; Areca Nuts, Fresh Or Dried, Whether Or Not Shelled Or Peeled	7.667.835	5.299.080	10.293.616	9.139.468
	080310	Fruit, Edible; Plantains, Fresh Or Dried	21.561	3.534	9.954	9.248
	080390	Fruit, Edible; Bananas, Other Than Plantains, Fresh Or Dried	43	166	313	493

https://jakarta.bps.go.id

Tabel 2. Ekspor Provinsi Asal Barang Dirinci Menurut Kode HS6 Digit, 2020—2021

Provinsi Asal	Kode HS 6	Deskripsi HS 6 Digit	Berat Bersih (Kg)		Nilai FOB (US$)	
			2020	2021	2020	2021
(1)	(2)	(3)	(4)	(5)	(6)	(7)
DKI Jakarta						
	080410	Fruit, Edible; Dates, Fresh Or Dried	29.926	33.179	32.472	86.606
	080430	Fruit, Edible; Pineapples, Fresh Or Dried	156	220	220	246
	080440	Fruit, Edible; Avocados, Fresh Or Dried	194	1	435	6
	080450	Fruit, Edible; Guavas, Mangoes And Mangosteens, Fresh Or Dried	23.732.258	9.216.639	48.742.063	28.367.356
	080510	Fruit, Edible; Oranges, Fresh Or Dried	52	408	427	2.871
	080522	Fruit, Edible; Clementines, Fresh Or Dried	39	486	360	5.204
	080529	Fruit, Edible; Tangelos, Wilkings And Similar Citrus Hybrid, Fresh Or Dried	2		12	
	080550	Fruit, Edible; Lemons (citrus Limon, Citrus Limonum), Limes (citrus Aurantifo	59.159	51.732	522.868	501.771
	080590	Fruit, Edible; Citrus Fruit N.e.c. In Heading No. 0805, Fresh Or Dried	7.689	25.874	44.763	83.794
	080610	Fruit, Edible; Grapes, Fresh	10		1.118	
	080620	Fruit, Edible; Grapes, Dried	1.850	500	1.388	375
	080711	Fruit, Edible; Watermelons, Fresh	6.011	23.960	4.009	16.889
	080719	Fruit, Edible; Melons, Other Than Watermelons, Fresh	7.680	1	10.548	2
	080720	Fruit, Edible; Papaws (papayas), Fresh	185	48	678	232
	080810	Fruit, Edible; Apples, Fresh	11.356	14	45.146	109
	080940	Fruit, Edible; Plums And Sloes, Fresh	53.760	17.530	37.632	12.271
	081010	Fruit, Edible; Strawberries, Fresh	2		10	
	081020	Fruit, Edible; Raspberries, Blackberries, Mulberries, And Loganberries, Fresh	12.625		184.206	
	081040	Fruit, Edible; Cranberries, Bilberries And Other Fruits Of The Genus Vaccinium, Fresh		3		35
	081060	Fruit, Edible; Durians, Fresh	239	266	2.194	378
	081090	Fruit, Edible; Fruits N.e.c. In Heading No. 0801 To 0810, Fresh	774.611	481.316	906.398	922.920
	081190	Fruit, Edible; Fruit And Nuts N.e.c. In Heading No. 0811, Uncooked Or Cooke	115.012	63.274	75.958	74.328
	081290	Fruit, Edible; Fruit And Nuts N.e.c. In Heading No. 0812, Provisionally Preser	725	10	1.620	18
	081340	Fruit, Edible; Fruit N.e.c. In Heading No. 0812, Dried	264.239	375.757	271.164	158.549
	081350	Nuts, Edible; Mixtures Of Nuts Or Dried Fruits Of Chapter 08	2	469	11	1.421
	081400	Peel; Of Citrus Fruit Or Melons (including Watermelons), Fresh, Frozen, Drie	119		964	
	090111	Coffee; Not Roasted Or Decaffeinated	21.814	96.404	152.163	558.359
	090112	Coffee; Decaffeinated, Not Roasted	9.317	349	22.492	13.679
	090121	Coffee; Roasted, Not Decaffeinated	11.368	27.043	108.428	162.897
	090122	Coffee; Roasted, Decaffeinated	14.979	6.058	147.673	63.185
	090190	Coffee; Husks And Skins, Coffee Substitutes Containing Coffee In Any Propor	1.928	520	24.086	8.972
	090210	Tea, Green; (not Fermented), In Immediate Packings Of A Content Not Excee	17.737	15.345	97.643	146.920
	090220	Tea, Green; (not Fermented), In Immediate Packings Of A Content Exceeding	435.596	443.668	865.228	858.797
	090230	Tea, Black; (fermented) And Partly Fermented Tea, In Immediate Packings O	143.772	227.022	436.906	361.557
	090240	Tea, Black; (fermented) And Partly Fermented Tea, In Immediate Packings O	436.634	1.249.823	1.116.367	2.317.877
	090411	Spices; Pepper (of The Genus Piper), Neither Crushed Nor Ground	3.190.176	3.717.031	11.308.981	20.721.071
	090412	Spices; Pepper (of The Genus Piper), Crushed Or Ground	3.373	19.960	32.681	59.854
	090421	Spices; Fruits Of The Genus Capsicum Or Pimenta, Dried, Neither Crushed N	3.013	8.144	54.973	4.029
	090422	Spices; Fruits Of The Genus Capsicum Or Pimenta, Crushed Or Ground	9.358	5.970	61.303	38.322
	090510	Spices; Vanilla, Neither Crushed Nor Ground	18.219	25.305	1.951.899	2.753.200
	090520	Spices; Vanilla, Crushed Or Ground	7.176	1.585	310.848	188.086
	090611	Spices; Cinnamon (cinnamomum Zeylanicum Blume), Neither Crushed Nor G	124.916	322.690	483.139	1.730.065
	090619	Spices; Cinnamon And Cinnamon-tree Flowers, Other Than Cinnamon (cinna	69.323	49.343	118.626	293.977
	090620	Spices; Cinnamon And Cinnamon-tree Flowers, Crushed Or Ground	21.923	27.230	55.017	32.509
	090710	Spices; Cloves (whole Fruit, Cloves And Stems), Neither Crushed Nor Ground	1.579.653	1.218.058	3.854.141	4.214.753
	090720	Spices; Cloves (whole Fruit, Cloves And Stems), Crushed Or Ground	3.295	36.670	45.072	454.145
	090811	Spices; Nutmeg, Neither Crushed Nor Ground	987.786	1.589.879	4.681.917	7.349.212
	090812	Spices; Nutmeg, Crushed Or Ground	3.055	12.325	11.007	90.196
	090821	Spices; Mace, Neither Crushed Nor Ground	54.458	48.425	851.881	811.427
	090822	Spices; Mace, Crushed Or Ground	10.580	8.001	259.230	268.859
	090831	Spices; Cardamoms, Neither Crushed Nor Ground	1.935.298	3.168.501	23.115.808	26.238.048
	090832	Spices; Cardamoms, Crushed Or Ground	9	35	84	900
	090921	Spices; Coriander Seeds, Neither Crushed Nor Ground	41.983	37.697	65.726	57.645
	090922	Spices; Coriander Seeds, Crushed Or Ground	2.496	8.539	6.769	23.271
	090931	Spices; Cumin Seeds, Neither Crushed Nor Ground	1		1	
	090932	Spices; Cumin Seeds, Crushed Or Ground	18	20	145	225
	090961	Spices; Seeds Of Anise, Badian, Caraway Or Fennel; Juniper Berries, Neither	120	263	2.710	3.679
	091011	Spices; Ginger, Neither Crushed Nor Ground	20.980	302.252	105.112	274.861
	091012	Spices; Ginger, Crushed Or Ground	11.979	16.400	71.501	85.424
	091020	Spices; Saffron	6	1	94	150

https://www.bps.go.id

Tabel 2. Ekspor Provinsi Asal Barang Dirinci Menurut Kode HS6 Digit, 2020—2021

Provinsi Asal	Kode HS 6	Deskripsi HS 6 Digit	Berat Bersih (Kg)		Nilai FOB (US$)	
			2020	2021	2020	2021
(1)	(2)	(3)	(4)	(5)	(6)	(7)
DKI Jakarta						
	091030	Spices; Turmeric (curcuma)	18.254	18.210	41.335	50.075
	091091	Spices; Mixtures Of 2 Or More Products Of Different Headings	35.463	16.205	83.409	39.020
	091099	Spices; N.e.c. In Heading No. 0910	47.766	103.759	167.542	254.948
	100119	Cereals; Wheat And Meslin, Durum Wheat, Other Than Seed	21		11	
	100510	Cereals; Maize (corn), Seed	42	215	802	950
	100590	Cereals; Maize (corn), Other Than Seed	141.929	84.223	85.991	72.737
	100610	Cereals; Rice In The Husk (paddy Or Rough)	58	568	106	745
	100620	Cereals; Husked (brown) Rice	575	2.943	1.382	3.381
	100630	Cereals; Rice, Semi-milled Or Wholly Milled, Whether Or Not Polished Or Gla	63.010	82.537	97.029	127.013
	100640	Cereals; Rice, Broken	69	368	61	127
	100810	Cereals; Buckwheat	3		47	
	100890	Cereals; N.e.c. In Chapter 10		2		10
	110100	Wheat Or Meslin Flour	324.168	513.786	208.258	357.387
	110220	Cereal Flour; Of Maize (corn)	118	984	233	1.314
	110290	Cereal Flours; Other Than Wheat, Meslin, And Maize (corn)	400.480	318.302	304.153	236.161
	110313	Cereal Groats And Meal; Of Maize (corn)	406		849	
	110319	Cereal Groats And Meal; N.e.c. In Heading No. 1103	70	786	134	2.331
	110412	Cereal Grains; Rolled Or Flaked, Of Oats	0	1	1	1
	110419	Cereal Grains; Rolled Or Flaked, Other Than Oats	5.013	21.700	4.785	20.615
	110422	Cereal Grains; Worked (e.g. Hulled, Pearled, Sliced Or Kibbled) Of Oats	4		73	
	110423	Cereal Grains; Worked (e.g. Hulled, Pearled, Sliced Or Kibbled) Of Maize (cor	9		8	
	110429	Cereal Grains; Worked, Other Than Rolled Or Flaked (e.g. Hulled, Pearled, Sl	48		288	
	110430	Cereal; Germ Of Cereals, Whole, Rolled, Flaked Or Ground		130		742
	110510	Flour, Meal And Powder; Of Potatoes	284	637.099	1.092	259.286
	110520	Flakes, Granules And Pellets; Of Potatoes	3		85	
	110610	Flour, Meal And Powder; Of The Dried Leguminous Vegetables Of Heading N	312	2	2.215	1
	110620	Flour, Meal And Powder; Of Sago Or Of Roots Or Tubers Of Heading No. 071	86.785	74.362	96.819	85.587
	110630	Flour, Meal And Powder; Of The Products Of Chapter 8	530.246	479.382	1.263.013	1.521.302
	110812	Starch; Maize (corn) Starch	5.202	3.296	9.347	4.612
	110814	Starch; Manioc (cassava)	11.205.158	24.972.503	4.295.738	11.038.423
	110819	Starch; N.e.c. In Item No. 1108.11 To 1108.14	1.888.328	500.084	906.328	268.919
	110820	Inulin	3	17	5	19
	110900	Wheat Gluten; Whether Or Not Dried	42.000		56.704	
	120190	Soya Beans; Other Than Seed, Whether Or Not Broken	27.117		14.942	
	120230	Ground-nuts; Seed, Not Roasted Or Otherwise Cooked, Whether Or Not She	2.000	2	3.700	34
	120241	Ground-nuts; Other Than Seed, Not Roasted Or Otherwise Cooked, In Shell	1	9	1	330
	120242	Ground-nuts; Other Than Seed, Not Roasted Or Otherwise Cooked, Shelled,	122.804	272	131.832	1.119
	120300	Copra	6.225.333	4.525.482	5.583.542	5.079.648
	120400	Oil Seeds; Linseed, Whether Or Not Broken	54		450	
	120600	Oil Seeds; Sunflower Seeds, Whether Or Not Broken	291	11	25.033	278
	120710	Oil Seeds; Palm Nuts And Kernels, Whether Or Not Broken	407	1.361	42.224	147.932
	120729	Oil Seeds; Cotton Seeds, Other Than Seed, Whether Or Not Broken	1	1	20	1
	120730	Oil Seeds; Castor Oil Seeds, Whether Or Not Broken	1.052	4.521	6.165	10.667
	120740	Oil Seeds; Sesamum Seeds, Whether Or Not Broken		20		10
	120770	Oil Seeds; Melon Seeds, Whether Or Not Broken		13		4.768
	120810	Flours And Meals; Of Soya Beans	339	2.250	458	4.507
	120890	Flours And Meals Of Oil Seeds Or Oleaginous Fruits; Excluding Soya Beans Ar	2.000	24	5.850	7.522
	120929	Seeds Of Forage Plants; Other Than Lucerne, Clover, Fescue, Kentucky Blue (	162	127	13.232	1.542
	120930	Seeds Of Herbaceous Plants; Cultivated Principally For Their Flowers, Of A Ki	3	50	132	3.016
	120991	Seeds; Vegetable Seeds, Of A Kind Used For Sowing	412	10.521	21.857	24.877
	120999	Seeds; N.e.c. In Heading 1209, Of A Kind Used For Sowing	2.003	20	6.031	3.617
	121020	Hop Cones; Ground, Powdered Or In The Form Of Pellets; Lupulin	4		43	
	121120	Ginseng Roots, Of A Kind Used Primarily In Perfumery, In Pharmacy Or For Ir	173	31	8.741	614
	121190	Plants And Parts (including Seeds And Fruits) N.e.c. In Heading No. 1211, Of	3.088.809	2.153.213	20.656.762	15.384.046
	121221	Seaweeds And Other Algae; Fit For Human Consumption, Fresh, Chilled, Fro	251.235	33.940	215.404	32.937
	121229	Seaweeds And Other Algae; Not Fit For Human Consumption, Fresh, Chilled,	58	457	1.780	13.723
	121291	Sugar Beet; Fit For Human Consumption, Fresh, Chilled, Frozen Or Dried, Whether Or Not Gro		3		2
	121293	Sugar Cane; Fit For Human Consumption, Fresh, Chilled, Frozen Or Dried, W	12		405	
	121299	Vegetable Products; Fit For Human Consumption, N.e.c. In Heading No. 121	45.015	53.653	117.398	49.230
	121300	Cereal Straw And Husks; Unprepared, Whether Or Not Chopped, Ground, Pr	61		18	

https://www.bps.go.id

Tabel 2. Ekspor Provinsi Asal Barang Dirinci Menurut Kode HS6 Digit, 2020—2021

Provinsi Asal	Kode HS 6	Deskripsi HS 6 Digit	Berat Bersih (Kg)		Nilai FOB (US$)	
			2020	2021	2020	2021
(1)	(2)	(3)	(4)	(5)	(6)	(7)
DKI Jakarta						
	121490	Forage Products Including Swedes, Mangolds, Fodder Roots, Hay, Sainfoin, (	9	1	4.285	48
	130120	Gum Arabic	2.850	508	14.622	3.610
	130190	Natural Gums, Resins, Gum-resins And Oleoresins, N.e.c. In Heading No. 130	2.051.424	3.118.255	2.355.323	6.521.801
	130212	Vegetable Saps And Extracts; Of Liquorice	2	1	29	1
	130219	Vegetable Saps And Extracts; N.e.c. In Item No. 1302.1	947	1.016	22.640	30.688
	130220	Pectic Substances; Pectinates And Pectates	51	1	1.619	14
	130231	Mucilages And Thickeners; Agar-agar, Whether Or Not Modified, Derived Fr	75.577	45.940	1.127.726	691.735
	130232	Mucilages And Thickeners; Whether Or Not Modified, Derived From Locust E	284	51	15.816	1.223
	130239	Mucilages And Thickeners; Whether Or Not Modified, Derived From Vegetal	9.254	37.119	147.426	395.823
	140110	Bamboo Used Primarily For Plaiting	32.177	5.188	13.020	12.084
	140190	Vegetable Materials Of A Kind Used Primarily For Plaiting; N.e.c. In Heading No. 1401		11		53
	140490	Vegetable Products; N.e.c. In Chapter 14	622.831	216.021	411.750	190.401
	150190	Poultry Fat; Other Than That Of Heading 0209 Or 1503	31	63	96	210
	150410	Oils Of Fish; Fish-liver Oils And Their Fractions, Whether Or Not Refined, But	7.200		101.250	
	150420	Fats And Oils And Their Fractions; Of Fish, (excluding Liver-oils)	225	2	363	3
	150600	Animal Fats And Oils And Their Fractions; Whether Or Not Refined, But Not (	45		45	
	150790	Vegetable Oils; Soya-bean Oil And Its Fractions, Other Than Crude, Whether	2		0	
	150990	Vegetable Oils; Olive Oil And Its Fractions, Other Than Virgin, Whether Or No	1	1	11	11
	151110	Vegetable Oils; Palm Oil And Its Fractions, Crude, Not Chemically Modified	570.761		370.842	
	151190	Vegetable Oils; Palm Oil And Its Fractions, Other Than Crude, Whether Or No	117.889.533	116.832.671	97.430.932	140.634.456
	151219	Vegetable Oils; Sunflower Seed Or Safflower Oil And Their Fractions, Other T	836	1.253	1.050	734
	151229	Vegetable Oils; Cotton-seed Oil And Its Fractions, Other Than Crude, Wheth	162	1	3.883	1
	151311	Vegetable Oils; Coconut (copra) Oil And Its Fractions, Crude, Not Chemically	33.020	20	84.454	407
	151319	Vegetable Oils; Coconut (copra) Oil And Its Fractions, Other Than Crude, Wh	6.370.051	6.142.161	8.211.015	11.094.551
	151321	Vegetable Oils; Palm Kernel Or Babassu Oil And Their Fractions, Crude, Not (	5.252	5.797	39.911	39.912
	151329	Vegetable Oils; Palm Kernel Or Babassu Oil And Their Fractions, Other Than	63.000	509.880	55.103	674.456
	151419	Vegetable Oils; Low Erucic Acid Rape Or Colza Oil And Its Fractions, Other Th	1	40.910	1	80.593
	151511	Vegetable Oils; Linseed Oil And Its Fractions, Crude, Not Chemically Modifie	43		321	
	151519	Vegetable Oils; Linseed Oil And Its Fractions, Other Than Crude, Whether Or	200	415	3.546	7.520
	151529	Vegetable Oils; Maize (corn) Oil And Its Fractions, Other Than Crude, Wheth	2	47.300	1	55.626
	151530	Vegetable Oils; Castor Oil And Its Fractions, Whether Or Not Refined, But No	3.901	3.124	9.756	6.613
	151550	Vegetable Oils; Sesame Oil And Its Fractions, Whether Or Not Refined, But N	1.794	526	19.707	5.816
	151590	Vegetable Fats And Oils And Their Fractions; Fixed, N.e.c. In Heading No. 15	11.496	11.765	70.851	88.310
	151610	Animal Fats And Oils And Their Fractions; Partly Or Wholly Hydrogenated, In	16		15	
	151620	Vegetable Fats And Oils And Their Fractions; Partly Or Wholly Hydrogenated	53.517.555	198.351.887	41.100.330	214.529.716
	151710	Margarine; Excluding Liquid Margarine	34.909.269	23.877.562	27.269.167	23.997.190
	151790	Edible Mixtures Or Preparations Of Animal Or Vegetable Fats Or Oils Or Of F	111.403.236	196.105.067	84.274.802	203.103.321
	151800	Animal Or Vegetable Fats And Oils And Their Fractions; Oxidised, Boiled Or (	38.614.833	70.527.353	22.666.180	60.643.741
	152000	Glycerol, Crude; Glycerol Waters And Glycerol Lyes	2.168.468	2.024.525	438.708	1.881.385
	152110	Vegetable Waxes (other Than Triglycerides); Whether Or Not Refined Or Col	886.007	583.514	647.432	641.889
	152190	Waxes, Other Than Vegetable, N.e.c. In Heading No. 1521; Whether Or Not	220	17	10.132	127
	152200	Degras; Residues Resulting From The Treatment Of Fatty Substances Or Anir	1.207.812	21.000	593.150	12.609
	160100	Meat Preparations; Sausages And Similar Products, Of Meat, Meat Offal Or E	657	6.731	1.447	24.444
	160210	Meat Preparations; Homogenised Preparations Of Meat, Meat Offal Or Bloo	4		230	
	160231	Meat Preparations; Of Turkeys, Prepared Or Preserved Meat Or Meat Offal (excluding Livers A		7		45
	160232	Meat Preparations; Of The Poultry Of Heading No. 0105, (i.e. Of Fowls Of Th	29.249	34.098	92.499	136.080
	160239	Meat Preparations; Of Poultry (excluding Turkeys), Prepared Or Preserved M	44	54	30	27
	160241	Meat Preparations; Of Swine, Hams And Cuts Thereof, Prepared Or Preserved (excluding Hom		1		3
	160249	Meat Preparations; Of Swine, Meat Or Meat Offal (including Mixtures), Prep	3		72	
	160250	Meat Preparations; Of Bovine Animals, Meat Or Meat Offal, Prepared Or Pre	38	29.189	273	155.634
	160290	Meat Preparations; Of Meat, Meat Offal Or The Blood Of Any Animal, N.e.c.	29.553	23.298	106.657	102.122
	160300	Extracts And Juices; Of Meat, Fish Or Crustaceans, Molluscs Or Other Aquatic Invertebrates		1		732
	160414	Fish Preparations; Tunas, Skipjack And Atlantic Bonito (sarda Spp.), Preparec	1.068.110	335.000	4.021.210	1.376.400
	160415	Fish Preparations; Mackerel, Prepared Or Preserved, Whole Or In Pieces (bu	1.410.823	80.980	2.512.644	189.157
	160417	Fish Preparations; Eels, Prepared Or Preserved, Whole Or In Pieces (but Not	5		61	
	160418	Fish Preparations; Shark Fins, Prepared Or Preserved, Whole Or In Pieces (bu	270	24.227	33.688	1.025.807
	160420	Fish Preparations; Fish Minced Or In Forms N.e.c. In Heading No. 1604, Prep	19.650	31.490	98.007	158.867
	160510	Crustacean Preparations; Crab, Prepared Or Preserved	945.258	528.704	19.737.021	13.597.896
	160521	Crustacean Preparations; Shrimps And Prawns, Prepared Or Preserved, Not	2.117.529	1.682.920	20.986.728	17.365.419
	160529	Crustacean Preparations; Shrimps And Prawns, Prepared Or Preserved, In Ai	2.878.800	5.348.716	15.916.533	31.515.284

https://jakarta.bps.go.id

Tabel 2. Ekspor Provinsi Asal Barang Dirinci Menurut Kode HS6 Digit, 2020—2021

Provinsi Asal	Kode HS 6	Deskripsi HS 6 Digit	Berat Bersih (Kg)		Nilai FOB (US$)	
			2020	2021	2020	2021
(1)	(2)	(3)	(4)	(5)	(6)	(7)
DKI Jakarta						
	160530	Crustacean Preparations; Lobster, Prepared Or Preserved	20	610	20	3.981
	160554	Mollusc Preparations; Cuttle Fish And Squid, Prepared Or Preserved	102.012	65.226	278.788	187.077
	160555	Mollusc Preparations; Octopus, Prepared Or Preserved	8.500	16.660	75.900	142.212
	160556	Mollusc Preparations; Clams, Cockles And Arkshells, Prepared Or Preserved	22.210		13.230	
	160557	Mollusc Preparations; Abalone, Prepared Or Preserved	1.676		2.268	
	160558	Mollusc Preparations; Snails, Other Than Sea Snails, Prepared Or Preserved		20.406		40.812
	160559	Mollusc Preparations; N.e.c. In Item No. 1605.5, Preparations Such As Pastes, Sausages, Prepa		286		838
	160561	Aquatic Invertebrates; Sea Cucumbers, Prepared Or Preserved	85.960	123.568	280.541	808.127
	170112	Sugars; Beet Sugar, Raw, In Solid Form, Not Containing Added Flavouring Or	12.780	15.125	22.202	17.542
	170113	Sugars; Cane Sugar, Raw, In Solid Form, As Specified In Subheading Note 2 T	600		546	
	170114	Sugars; Cane Sugar, Raw, In Solid Form, Other Than As Specified In Subhead	307	37.041	512	56.790
	170191	Sugars; Sucrose, Chemically Pure, In Solid Form, Containing Added Flavourin	4.270	3.189	31.166	17.063
	170199	Sugars; Sucrose, Chemically Pure, In Solid Form, Not Containing Added Flavc	250.249	1.708.412	475.076	1.126.936
	170211	Sugars; Lactose And Lactose Syrup, Containing By Weight 99% Or More Lact	125	257	263	585
	170219	Sugars; Lactose And Lactose Syrup, Containing By Weight Less Than 99% Lac	1.743	60.433	2.973	30.252
	170220	Sugars; Maple Sugar, Chemically Pure, In Solid Form; Maple Syrup, Not Cont	5.002	6	14.180	56
	170230	Sugars; Glucose And Glucose Syrup, Not Containing Fructose Or Containing I	340.031	642.669	228.068	445.802
	170240	Sugars; Glucose And Glucose Syrup, Containing In The Dry State At Least 20%	351	9	51	128
	170250	Sugars; Fructose, Chemically Pure, In Solid Form	10		1	
	170260	Sugars; Fructose, Other Than Chemically Pure Fructose, And Fructose Syrup	6.607	37.778	7.260	45.870
	170290	Sugars; N.e.c. In Heading No. 1702, Including Invert Sugar And Other Sugar A	7.409.674	2.506.524	4.046.924	3.414.335
	170310	Sugars; Molasses, From Sugar Cane, Resulting From The Extraction Or Refini	735	34.458	998	34.363
	170390	Sugars; Molasses, From Sugar Beet, Resulting From The Extraction Or Refinir	289.620	284.000	634.916	644.771
	170410	Sugar Confectionery; Chewing Gum, Whether Or Not Sugar-coated, Not Con	121.276	70.118	585.909	361.126
	170490	Sugar Confectionery; (excluding Chewing Gum, Including White Chocolate), I	6.398.689	4.468.372	17.996.820	14.080.985
	180100	Cocoa Beans; Whole Or Broken, Raw Or Roasted	45.233	366	63.123	1.487
	180200	Cocoa; Shells, Husks, Skins And Other Cocoa Waste	188.428	101.001	70.064	35.126
	180310	Cocoa; Paste, Not Defatted	91	1.402	783	19.392
	180320	Cocoa; Paste, Wholly Or Partly Defatted	230.007	366.376	156.709	400.846
	180400	Cocoa; Butter, Fat And Oil	27.182	4.138	108.076	55.851
	180500	Cocoa; Powder, Not Containing Added Sugar Or Other Sweetening Matter	887.319	1.643.279	1.125.854	2.946.902
	180610	Cocoa; Powder, Containing Added Sugar Or Other Sweetening Matter	5.166	3.833	24.227	25.448
	180620	Chocolate & Other Food Preparations Containing Cocoa; In Blocks, Slabs Or I	70.064	100.537	393.684	399.577
	180631	Chocolate And Other Food Preparations Containing Cocoa; In Blocks, Slabs C	8.288	19.345	24.880	57.703
	180632	Chocolate And Other Food Preparations Containing Cocoa; In Blocks, Slabs C	24.964	26.035	120.229	127.116
	180690	Chocolate And Other Food Preparations Containing Cocoa; N.e.c. In Chapter	493.743	339.496	1.246.599	947.046
	190110	Food Preparations; Of Flour, Meal, Starch, Malt Extract Or Milk Products, Su	12.180.730	13.524.369	49.336.115	56.164.077
	190120	Food Preparations; Mixes And Doughs For The Preparation Of Bread, Pastry,	591.274	548.006	1.971.936	1.716.197
	190190	Food Preparations; Of Flour, Meal, Starch, Malt Extract Or Milk Products, Fo	535.764	927.336	1.859.883	2.809.753
	190211	Food Preparations; Pasta, Containing Eggs, Uncooked, Not Stuffed Or Other	102.615	100.083	210.004	205.310
	190219	Food Preparations; Pasta, Uncooked (excluding That Containing Eggs), Not S	6.760.614	5.975.378	6.136.997	5.369.227
	190220	Food Preparations; Pasta, Stuffed (with Meat Or Other Substances), Whethe	8.644	18.495	73.878	117.367
	190230	Food Preparations; Pasta (excluding Stuffed), Cooked Or Otherwise Prepare	44.103.494	52.644.087	54.079.161	67.945.504
	190300	Food Preparations; Tapioca And Substitutes Thereof, Prepared From Starch	95.694	130.105	105.371	106.107
	190410	Food Preparations; Obtained By The Swelling Or Roasting Of Cereals Or Cere	595.847	1.673.500	3.213.160	3.546.926
	190420	Food Preparations; Obtained From Unroasted Cereal Flakes Or From Mixtur	157.000	255.610	615.358	846.609
	190430	Prepared Foods Obtained By The Swelling Or Roasting Of Cereals Or Cereal Products (e.g. Cor		8		51
	190490	Food Preparations; Cereal Or Cereal Products (excluding Maize), In Grain For	92.431	1.554.066	236.390	279.226
	190510	Food Preparations; Crispbread, Whether Or Not Containing Cocoa	207.755	123.802	303.959	158.630
	190520	Food Preparations; Gingerbread And The Like, Whether Or Not Containing C	8.278		22.516	
	190531	Food Preparations; Sweet Biscuits, Whether Or Not Containing Cocoa	4.150.018	4.078.171	12.527.781	13.863.535
	190532	Food Preparations; Waffles And Wafers, Whether Or Not Containing Cocoa	6.382.717	6.812.556	15.599.670	19.325.561
	190540	Food Preparations; Rusks, Toasted Bread And Similar Toasted Products, Whe	29.999	23.367	103.287	80.609
	190590	Food Preparations; Bakers' Wares N.e.c. In Heading No. 1605, Whether Or N	2.887.069	2.642.579	8.058.253	8.205.541
	200110	Vegetable Preparations; Cucumbers And Gherkins, Prepared Or Preserved B	1	3	1	28
	200190	Vegetable Preparations; Vegetables, Fruit, Nuts And Other Edible Parts Of Pl	903	1.546	1.513	2.247
	200210	Vegetable Preparations; Tomatoes, Whole Or In Pieces, Prepared Or Preserved Otherwise Tha		1		31
	200290	Vegetable Preparations; Tomatoes, (other Than Whole Or In Pieces), Prepar	18.144		26.794	
	200310	Vegetable Preparations; Mushrooms Of The Genus Agaricus, Prepared Or Pr	9	4	124	223
	200410	Vegetable Preparations; Potatoes, Prepared Or Preserved Otherwise Than B	1.002	85	4.915	350

https://www.bps.go.id

Tabel 2. Ekspor Provinsi Asal Barang Dirinci Menurut Kode HS6 Digit, 2020—2021

Provinsi Asal	Kode HS 6	Deskripsi HS 6 Digit	Berat Bersih (Kg)		Nilai FOB (US$)	
			2020	2021	2020	2021
(1)	(2)	(3)	(4)	(5)	(6)	(7)
DKI Jakarta						
	200490	Vegetable Preparations; Vegetables And Mixtures Of Vegetables (excluding Potatoes), Prepar		10.566		33.330
	200520	Vegetable Preparations; Potatoes, Prepared Or Preserved Otherwise Than B	42.740	72.127	160.002	160.793
	200540	Vegetable Preparations; Peas (pisum Sativum), Prepared Or Preserved Othe	5.217	1.560	13.282	4.109
	200551	Vegetable Preparations; Beans, Shelled, Prepared Or Preserved Otherwise T	4.504	5.000	3.198	3.987
	200580	Vegetable Preparations; Sweetcorn (zea Mays Var. Saccharata), Prepared Or	84		115	
	200599	Vegetable Preparations; Vegetables And Mixtures Of Vegetables N.e.c. In He	16.845	50.221	21.090	98.614
	200600	Vegetables, Fruit, Nuts, Fruit-peel And Other Parts Of Plants, Preserved By S	34		54	
	200791	Jams, Jellies, Marmalades, Purees And Pastes; Of Citrus Fruit, Being Cooked	80	1.722	523	1.650
	200799	Jams, Fruit Jellies, Marmalades, Purees And Pastes; Of Fruit Or Nuts N.e.c. In	319.077	111.859	864.334	196.228
	200811	Nuts; Ground-nuts, Whether Or Not Containing Added Sugar, Other Sweete	259.399	141.247	623.839	458.823
	200819	Nuts And Other Seeds; Whether Or Not Containing Added Sugar, Other Swe	144.640	37.685	295.934	181.466
	200820	Fruit; Pineapples, Prepared Or Preserved In Ways N.e.c. In Heading No. 2007	1.378	1.753	30.575	702
	200830	Fruit; Citrus, Prepared Or Preserved In Ways N.e.c. In Heading No. 2007, Wh	650	107	312	139
	200860	Fruit; Cherries, Prepared Or Preserved In Ways N.e.c. In Heading No. 2007, W	2		203	
	200897	Fruit, Nuts And Other Edible Parts Of Plants; Mixtures (other Than Those Of	4	6	47	70
	200899	Fruit, Nuts And Other Edible Parts Of Plants; Prepared Or Preserved, Wheth	293.113	233.985	475.113	425.112
	200911	Juice; Orange, Frozen, Unfermented, (not Containing Added Spirit), Whether	10		190	
	200912	Juice; Orange, Not Frozen, Of A Brix Value Not Exceeding 20, Unfermented,	39		346	
	200919	Juice; Orange, Not Frozen, Of A Brix Value Exceeding 20, Unfermented, Not	31.047	13.509	42.508	43.137
	200929	Juice; Grapefruit (including Pomelo), Of A Brix Value Exceeding 20, Unferme	27	8	36	10
	200939	Juice; Of Single Citrus Fruit (excluding Orange Or Grapefruit), Of A Brix Value	2.625	2.401	12.850	12.812
	200949	Juice; Pineapple, Of A Brix Value Exceeding 20, Unfermented, Not Containing	116	13	114	16
	200969	Juice; Grape, Of A Brix Value Exceeding 30, Unfermented, Not Containing Ac	1.930	4.387	2.637	18.630
	200979	Juice; Apple, Of A Brix Value Exceeding 20, Unfermented, Not Containing Ad	2.837	2.433	15.244	11.445
	200981	Juice; Cranberry (vaccinium Macrocarpon, Vaccinium Oxycoccos, Vaccinium	22	1	53	1
	200989	Juice; Of Any Single Fruit Or Vegetable N.e.c. In Heading No. 2009, Unferme	137.898	167.486	121.946	164.029
	200990	Juices; Mixtures Of Fruits Or Vegetables, Unfermented, Not Containing Adde	652.669	227.446	2.368.243	1.510.973
	210111	Extracts, Essences And Concentrates; Of Coffee, And Preparations With A Ba	600.564	615.345	4.995.424	3.479.018
	210112	Preparations With A Basis Of Extracts, Essences Or Concentrates Or With A Basis Of Coffee		31.405		107.633
	210120	Extracts, Essences And Concentrates; Of Tea Or Mate, And Preparations Wit	21.155	784.869	100.654	359.897
	210130	Chicory, Roasted And Other Roasted Coffee Substitutes; Extracts, Essences A	410	1.237	8.075	30.771
	210210	Yeasts; Active	26.425	2.614	51.660	60.885
	210220	Yeasts; Inactive, Other Single-cell Micro-organisms, Dead	3.028	25.007	17.733	30.038
	210230	Baking Powders; Prepared	14.659	6.303	129.150	56.360
	210310	Sauces; Soya	9.905.501	9.432.724	14.416.779	13.946.514
	210320	Sauces; Tomato Ketchup And Other Tomato Sauces	669.782	418.892	775.917	539.333
	210330	Mustard Flour And Meal And Prepared Mustard	6.096	6.775	16.614	22.057
	210390	Sauces And Preparations Therefor; Mixed Condiments And Mixed Seasoning	4.698.747	5.050.237	9.442.317	10.104.960
	210410	Soups And Broths And Preparations Therefor	101.208	85.938	106.839	47.267
	210420	Homogenised Composite Food Preparations	12.943	7.252	40.837	28.581
	210500	Ice Cream And Other Edible Ice; Whether Or Not Containing Cocoa	1.642.606	2.505.270	2.116.712	3.433.178
	210610	Protein; Concentrates And Textured Protein Substances	30.407	3.169	29.517	10.926
	210690	Food Preparations; N.e.c. In Item No. 2106.10	13.422.809	16.527.375	29.847.744	43.039.618
	220110	Waters; Mineral And Aerated, Including Natural Or Artificial, (not Containing	7.349.242	15.333.440	1.323.984	2.543.890
	220190	Waters; Other Than Mineral And Aerated, (not Containing Added Sugar Or C	17.987	2.537	16.020	677
	220210	Waters; Including Mineral And Aerated, Containing Added Sugar Or Other Sw	1.483.362	1.641.143	2.069.259	2.281.928
	220291	Non-alcoholic Beverages; Non-alcoholic Beer	109	169	97	250
	220299	Non-alcoholic Beverages; Other Than Non-alcoholic Beer, N.e.c. In Item No.	5.155.704	7.769.998	16.831.731	18.653.547
	220300	Beer; Made From Malt	273	120	1.792	179
	220410	Wine; Sparkling	6	127	2	194
	220421	Wine; Still, In Containers Holding 2 Litres Or Less	3	16.727	55	178.383
	220429	Wine; Still, In Containers Holding More Than 10 Litres	149	166	1.085	38
	220600	Beverages, Fermented; (e.g. Cider, Perry, Mead, Sake)	15.701	10.183	35.801	52.992
	220720	Ethyl Alcohol And Other Spirits; Denatured, Of Any Strength	4		9	
	220820	Spirits Obtained By Distilling Grape Wine Or Grape Marc		10		26
	220840	Rum And Other Spirits Obtained By Distilling Fermented Sugar-cane Product	1	8	5	42
	220850	Gin And Geneva	5	177	20	348
	220860	Vodka	18	17	4	116
	220870	Liqueurs And Cordials		15		130
	220890	Spirits, Liqueurs And Other Spirituous Beverages; N.e.c. In Heading No. 2208	2	19.902	4	22.019

https://jakarta.bps.go.id

Tabel 2. Ekspor Provinsi Asal Barang Dirinci Menurut Kode HS6 Digit, 2020—2021

Provinsi Asal	Kode HS 6	Deskripsi HS 6 Digit	Berat Bersih (Kg)		Nilai FOB (US$)	
			2020	2021	2020	2021
(1)	(2)	(3)	(4)	(5)	(6)	(7)
DKI Jakarta						
	220900	Vinegar And Substitutes For Vinegar; Obtained From Acetic Acid	3.305	2.059	3.686	2.933
	230110	Flours, Meals And Pellets; Of Meat Or Meat Offal, Greaves	259	1.453	3.761	20.731
	230120	Flours, Meals And Pellets; Of Fish Or Of Crustaceans, Molluscs Or Other Aqu	767.460	1.254.680	382.037	617.909
	230230	Bran, Sharps And Other Residues; Of Wheat, Whether Or Not In The Form O	386.642.719	336.883.661	67.480.716	73.571.158
	230240	Bran, Sharps And Other Residues; Of Other Cereals, Whether Or Not In The I	29		484	
	230310	Residues Of Starch Manufacture And Similar Residues; Whether Or Not In Th	681	768	256	423
	230320	Beet-pulp, Bagasse And Other Waste Of Sugar Manufacture; Whether Or Not In The Form Of		20.764		4.893
	230400	Oil-cake And Other Solid Residues; Whether Or Not Ground Or In The Form	2	7	0	7
	230500	Oil-cake And Other Solid Residues; Whether Or Not Ground Or In The Form	3		2	
	230630	Oil-cake And Other Solid Residues; Whether Or Not Ground Or In The Form Of Pellets, Resulti		977		1.554
	230650	Oil-cake And Other Solid Residues; Whether Or Not Ground Or In The Form	102.896	943.113	30.995	838.238
	230660	Oil-cake And Other Solid Residues; Whether Or Not Ground Or In The Form	17.312.360	4.375.244	9.423.353	3.638.758
	230690	Oil-cake And Other Solid Residues; Whether Or Not Ground Or In The Form	7.843.881	8.727.800	4.263.237	6.406.946
	230800	Vegetable Materials And Vegetable Waste, Vegetable Residues And By-prod	12.960.760	9.881.341	11.260.564	11.624.041
	230910	Dog Or Cat Food; Put Up For Retail Sale, Used In Animal Feeding	11.583	81.155	18.908	116.023
	230990	Dog Or Cat Food; (not Put Up For Retail Sale), Used In Animal Feeding	62.470	598.805	277.017	757.093
	240110	Tobacco, (not Stemmed Or Stripped)	567	1.291	3.001	3.137
	240120	Tobacco; Partly Or Wholly Stemmed Or Stripped	1.060	985	4.128	4.561
	240130	Tobacco Refuse	57	30	1.087	153
	240210	Cigars, Cheroots And Cigarillos; Containing Tobacco Including The Weight Of	967	3.415	81.655	116.635
	240220	Cigarettes; Containing Tobacco	742	1.682	23.657	50.476
	240290	Cigars, Cigarillos And Cheroots; Containing Tobacco Substitutes Including Th	73	2	5.347	68
	240311	Tobacco; Smoking, Water Pipe Tobacco As Specified In Subheading Note 1 T	554	570	13.454	14.580
	240319	Tobacco; Smoking, Other Than Water Pipe Tobacco, Whether Or Not Contai	60.067	98.181	176.760	512.317
	240391	Tobacco; Homogenised Or Reconstituted	4	1.741	60	18.601
	240399	Tobacco; Other Than Homogenised Or Reconstituted Or Smoking	14.807	3.227	57.118	61.589
	250100	Salt (including Table Salt And Denatured Salt); Pure Sodium Chloride Wheth	579	932	6.492	29.499
	250610	Quartz; Other Than Natural Sands		3		2
	250620	Quartzite; Whether Or Not Roughly Trimmed Or Merely Cut, By Sawing Or Otherwise, Into Blo		46		300
	250700	Kaolin And Other Kaolinic Clays; Whether Or Not Calcined	31.913.448	11.742.111	1.346.279	730.625
	250900	Chalk	1	1	1	7
	251310	Pumice Stone, Whether Or Not Heat Treated	2	9	20	185
	251320	Emery, Natural Corundum, Natural Garnet And Other Natural Abrasives, Wh	2		45	
	251620	Sandstone;. Whether Or Not Roughly Trimmed, Cut, By Sawing Etc, Into Bloc	176	262	334	3.177
	251741	Stones; Of Marble, In Granules, Chippings And Powder, Whether Or Not Hea	1	5	11	10
	251810	Dolomite, Not Calcined Or Sintered; Including Dolomite Roughly Trimmed, C	73.661	2	5.157	2
	251990	Magnesia, Fused Or Dead-burned (sintered); Whether Or Not Containing Small Quantities Of		3.200		6.216
	252020	Plasters; (consisting Of Calcined Gypsum Or Calcium Sulphate), Whether Or	142.353	263	24.094	6.446
	252230	Hydraulic Lime; Excluding Calcium Oxide And Hydroxide Of Heading No. 282	1.500	16.000	15.910	3.840
	252310	Cement Clinkers (whether Or Not Coloured)	4.073	25.886	22.280	32.149
	252321	Cement; Portland, White, Whether Or Not Artificially Coloured	767	126	93	24
	252329	Cement; Portland, Other Than White, Whether Or Not Artificially Coloured	11.502	1.114	201.088	138
	252390	Cement; Hydraulic Kinds N.e.c. In Heading No. 2523	25	50	125	51
	252620	Steatite; Natural, Crushed, Powdered, Whether Or Not Roughly Trimmed Or	9.004	19.423	5.070	42.643
	252910	Feldspar		3		5
	252930	Leucite; Nepheline And Nepheline Syenite	3.000		2.830	
	253010	Vermiculite, Perlite And Chlorites; Unexpanded	2.000		396	
	253090	Mineral Substances; N.e.c. In Chapter 25	1.000	20.000	198	5.270
	260400	Nickel Ores And Concentrates		65		43
	261690	Precious Metal Ores And Concentrates; (excluding Silver)	1.922		4.590	
	261800	Slag, Granulated (slag Sand); From The Manufacture Or Iron Or Steel		2.000		100
	261900	Slag, Dross; (other Than Granulated Slag), Scalings And Other Waste From Th	10		0	
	262019	Slag, Ash And Residues; (not From The Manufacture Of Iron Or Steel), Conta	851.495		81.713	
	262190	Slag And Ash N.e.c. In Chapter 26; Including Seaweed Ash (kelp) But Excludi	3	75	1	1
	270119	Coal; (other Than Anthracite And Bituminous), Whether Or Not Pulverised B	62		24	
	270500	Gases; Coal, Water, Producer And Similar Gases (excluding Petroleum And C	7		5	
	270900	Oils; Petroleum Oils And Oils Obtained From Bituminous Minerals, Crude	10	56	4	36
	271012	Petroleum Oils And Oils From Bituminous Minerals, Not Containing Biodiese	801	4	4.394	118
	271019	Petroleum Oils And Oils From Bituminous Minerals, Not Containing Biodiese	25.690.247	16.487.219	18.612.694	22.916.226
	271020	Petroleum Oils And Oils From Bituminous Minerals, Containing Biodiesel, Nc	13	7	5	9

https://www.bps.go.id

Tabel 2. Ekspor Provinsi Asal Barang Dirinci Menurut Kode HS6 Digit, 2020—2021

Provinsi Asal	Kode HS 6	Deskripsi HS 6 Digit	Berat Bersih (Kg)		Nilai FOB (US$)	
			2020	2021	2020	2021
(1)	(2)	(3)	(4)	(5)	(6)	(7)
DKI Jakarta						
	271099	Waste Oils; Of Petroleum Or Obtained From Bituminous Minerals, Not Crude	16		4	
	271129	Petroleum Gases And Other Gaseous Hydrocarbons; In Gaseous State, Other	6	155	4	208
	271210	Petroleum Jelly	6.620	20	12.076	156
	271220	Paraffin Wax; Containing By Weight Less Than 0.75% Of Oil, Obtained By Synthesis Or By Othe		4		27
	271290	Paraffin Wax; Containing By Weight 0.75% Or More Of Oil, Obtained By Synt	1.553.679	1.295.265	1.103.378	1.075.620
	271390	Residues; Of Petroleum Oils Or Of Oils Obtained From Bituminous Minerals		8		6
	271410	Bituminous Or Oil Shale And Tar Sands	0		0	
	271490	Bitumen And Asphalt, Natural; Asphaltites And Asphaltic Rock	22	2.086	102	407
	271500	Bituminous Mixtures Based On Natural Asphalt, On Natural Bitumen, On Pet	4.388	4.000	18.737	5.760
	280110	Chlorine		0		8
	280120	Iodine	27.015	24.550	881.095	858.354
	280200	Sulphur; Sublimed Or Precipitated, Colloidal Sulphur	1.500	650	3.980	1.725
	280300	Carbon; Carbon Blacks And Other Forms Of Carbon N.e.c.	6.901	1.682	34.441	14.692
	280410	Hydrogen		21.000		5.040
	280421	Gases, Rare; Argon	1.514.540	2.034.490	385.857	480.402
	280430	Nitrogen	22	53	3.088	2.285
	280440	Oxygen	60	4.119	220	9.091
	280461	Silicon; Containing By Weight Not Less Than 99.99% Of Silicon	54	1	686	550
	280470	Phosphorus		1		5
	280511	Alkali Or Alkali-earth Metals; Sodium		221		2.597
	280512	Alkali Or Alkali-earth Metals; Calcium	3	27	5	160
	280519	Alkali Or Alkali-earth Metals; Other Than Sodium And Calcium	150		60	
	280540	Mercury	33.930		34	
	280800	Nitric Acid; Sulphonitric Acids		12		180
	280920	Phosphoric Acid And Polyphosphoric Acids		1		5
	281000	Oxides Of Boron; Boric Acids	10.000	2	16.200	215
	281111	Hydrogen Fluoride (hydrofluoric Acid)	800		296	
	281119	Inorganic Acids; Other Than Hydrogen Fluoride	2.420.054	720.542	1.442.554	443.885
	281121	Carbon Dioxide	36	50	56	720
	281122	Silicon Dioxide	788.773	465.504	1.208.458	799.106
	281129	Inorganic Oxygen Compounds; Of Non-metals, N.e.c. In Item No. 2811.2		1		12
	281217	Thionyl Chloride		1		1
	281290	Halides And Halide Oxides Of Non-metals; Excluding Chloride	4.500	4.500	36.000	36.000
	281410	Ammonia; Anhydrous	140.030		56.012	
	281511	Sodium Hydroxide (caustic Soda); Solid	21.500		32.876	
	281512	Sodium Hydroxide (caustic Soda); In Aqueous Solution (soda Lye Or Liquid S	3.288		3.611	
	281520	Potassium Hydroxide (caustic Potash)	2.000		2.756	
	281610	Hydroxide And Peroxide Of Magnesium	130	2.405	624	7.636
	281810	Aluminium Oxide; Artificial Corundum	40.262	1	25.185	2
	281820	Aluminium Oxide; Other Than Artificial Corundum	75		150	
	282110	Iron Oxides And Hydroxides	2.328.962	2.359.487	510.210	503.128
	282410	Lead; Lead Monoxide (litharge, Massicot)		12.000		43.932
	282510	Hydrazine And Hydroxylamine And Their Inorganic Salts		1		3
	282520	Lithium Oxide And Hydroxide		1.000		12.889
	282540	Nickel Oxides And Hydroxides		10		951
	282690	Fluorides; Fluorosilicates, Fluoroaluminates And Other Complex Fluorine Salts, N.e.c. In Headi		11.400		36.960
	282710	Chlorides; Of Ammonium		335.470		126.307
	282720	Chlorides; Of Calcium	3.003	2.163	2.103	2.089
	282731	Chlorides; Of Magnesium	1.405	1	1.974	152
	282732	Chlorides; Of Aluminium	1.790	90	49.998	90
	282739	Chlorides; Other Than Of Ammonium, Calcium, Magnesium, Aluminium And	374	147	373	508
	282741	Chloride Oxides And Chloride Hydroxides; Of Copper		19.700		23.640
	282759	Bromides And Bromide Oxides; Other Than Item No. 2827.51	1		1	
	282760	Iodides And Iodide Oxides	9		1.048	
	282810	Hypochlorites; Commercial Calcium Hypochlorite And Other Calcium Hypochlorites		1.189		605
	282890	Hypochlorites; N.e.c. In Heading No. 2828		2		15
	282990	Perchlorates; Bromates And Perbromates; Iodates And Periodates	85.489	50.403	61.872	112.225
	283090	Sulphides And Polysulphides; Whether Or Not Chemically Defined, Other Than Sulphides Of S		2		10
	283110	Dithionites And Sulphoxylates; Of Sodium	1	1	5	3.283
	283190	Dithionites And Sulphoxylates; Other Than Sodium		675		4.638

https://www.bps.go.id

Tabel 2. Ekspor Provinsi Asal Barang Dirinci Menurut Kode HS6 Digit, 2020—2021

Provinsi Asal	Kode HS 6	Deskripsi HS 6 Digit	Berat Bersih (Kg)		Nilai FOB (US$)	
			2020	2021	2020	2021
(1)	(2)	(3)	(4)	(5)	(6)	(7)
DKI Jakarta						
	283210	Sulphites; Of Sodium	1.000		5.500	
	283230	Thiosulphates	1.673		1.221	
	283311	Sodium Sulphates; Disodium Sulphate	74.000	825.005	7.332	87.556
	283319	Sodium Sulphates; Other Than Disodium Sulphate		27.000		2.700
	283321	Sulphates; Of Magnesium	0	1	4	1
	283322	Sulphates; Of Aluminium	4.894.183	5.580.008	908.746	1.120.054
	283325	Sulphates; Of Copper	1		0	
	283327	Sulphates; Of Barium		160.546		58.341
	283329	Sulphates; N.e.c. In Item No. 2833.2	3	200	28	10.456
	283330	Alums	1		1	
	283522	Phosphates; Of Mono- Or Disodium, Whether Or Not Chemically Defined		20.280		43.343
	283524	Phosphates; Of Potassium, Whether Or Not Chemically Defined	60		1.781	
	283525	Phosphates; Calcium Hydrogenorthophosphate (dicalcium Phosphate), Whe	3	231	312	670
	283526	Phosphates; Of Calcium N.e.c. In Item No. 2835.25, Whether Or Not Chemically Defined		3		11
	283529	Phosphates; (other Than Of Mono- Or Disodium, Other Than Of Potassium Or Of Calcium Hyd		1		10
	283531	Polyphosphates; Sodium Triphosphate (sodium Tripolyphosphate), Whether	540	1	734	8
	283539	Polyphosphates; Other Than Sodium Triphosphate (sodium Tripolyphosphat	25	7.575	66	24.998
	283620	Carbonates; Disodium Carbonate	650.640	1.146.292	190.517	395.602
	283630	Carbonates; Sodium Hydrogen Carbonate (sodium Bicarbonate)	13.641	5.105	13.291	16.432
	283650	Carbonates; Calcium Carbonate	2.000		16.000	
	283699	Carbonates; N.e.c. In Heading No. 2836 And Other Than Lithium Or Strontiu	11	1	9	2
	283919	Silicates; Of Sodium (excluding Sodium Metasilicates)	2.408.663	1.294.200	601.616	334.574
	283990	Silicates; Commercial Alkali Metal Silicates, Other Than Of Sodium	17	4.526	20	20.935
	284210	Salts Of Inorganic Acids Or Peroxoacids, Double Or Complex Silicates, Includi	3	304	5	1.451
	284310	Colloidal Precious Metals; Whether Or Not Chemically Defined		420		45.581
	284321	Silver Compounds; Silver Nitrates		6		1.238
	284700	Hydrogen Peroxide; Whether Or Not Solidified With Urea	216.000	180.005	165.019	138.683
	284910	Carbides; Of Calcium, Whether Or Not Chemically Defined		56		555
	284920	Carbides; Of Silicon, Whether Or Not Chemically Defined	175	38	805	12.000
	285390	Phosphides, Chemically Defined Or Not, Not Ferrophosphorus; Other Inorga	22.164	35.619	27.747	33.417
	290110	Acyclic Hydrocarbons; Saturated		657		10.798
	290122	Acyclic Hydrocarbons; Unsaturated, Propene (propylene)		15		2.698
	290123	Acyclic Hydrocarbons; Unsaturated, Butene (butylene) And Isomers Thereof	40		279	
	290124	Acyclic Hydrocarbons; Unsaturated, Buta-1,3-diene And Isoprene	150	125	401	1.288
	290129	Acyclic Hydrocarbons; Unsaturated, N.e.c. In Heading No. 2901	91	40	1.287	4.880
	290219	Cyclic Hydrocarbons; Cyclanes, Cyclenes And Cycloterpenes, Excluding Cyclo	47	791	1.917	9.586
	290244	Cyclic Hydrocarbons; Mixed Xylene Isomers	15.467	1.330	49.004	4.475
	290250	Cyclic Hydrocarbons; Styrene	246.110	270.780	275.283	364.410
	290290	Cyclic Hydrocarbons; N.e.c. In Heading No. 2902	6		193	
	290311	Saturated Chlorinated Derivatives Of Acyclic Hydrocarbons; Chloromethane (methyl Chloride)		7		1
	290313	Saturated Chlorinated Derivatives Of Acyclic Hydrocarbons; Chloroform (trichloromethane)		4		4
	290375	Halogenated Derivatives Of Acyclic Hydrocarbons Containing Two Or More D	1.362		29.964	
	290399	Halogenated Derivatives Of Aromatic Hydrocarbons; N.e.c. In Item No. 2903	2		2	
	290410	Derivatives Of Hydrocarbons; Containing Only Sulpho Groups, Their Salts An	1	1.200	1	1.277
	290435	Derivatives Of Hydrocarbons; Salts Of Perfluorooctane Sulphonic Acid N.e.c In Heading No. 29		16		1
	290511	Alcohols; Saturated Monohydric, Methanol (methyl Alcohol)	1	15	5	11
	290512	Alcohols; Saturated Monohydric, Propan-1-ol (propyl Alcohol) And Propan-2	12.998	661	49.241	5.999
	290513	Alcohols; Saturated Monohydric, Butan-1-ol (n-butyl Alcohol)	1	39.606	509	75.128
	290514	Alcohols; Saturated Monohydric, Butanols Excluding Item No. 2905.13	497	53.132	2.219	86.533
	290516	Alcohols; Saturated Monohydric, Octanol (octyl Alcohol) And Isomers There	1		1	
	290517	Alcohols; Saturated Monohydric, Dodecan-1-ol (lauryl Alcohol), Hexadecan-	11	3	9	2
	290519	Alcohols; Saturated Monohydric, N.e.c. In Item No. 2905.1	20	56	18	689
	290522	Alcohols; Unsaturated Monohydric, Acyclic Terpene Alcohols	301	40	5.106	866
	290529	Alcohols; Acyclic, Unsaturated Monohydric, (other Than Acyclic Terpene Alc	37	195	9.539	32.032
	290531	Alcohols; Acyclic, Diols; Ethylene Glycol (ethanediol)	11	2	6	1
	290532	Alcohols; Acyclic, Diols; Propylene Glycol (propane-1, 2-diol)	13.991	22.883	19.552	31.872
	290539	Alcohols; Acyclic, Diols, Other Than Ethylene Glycol (ethandiol) Or Propylene	2.781	4.061	10.387	8.969
	290543	Alcohols; Polyhydric, Mannitol	455	3.300	4.517	25.518
	290544	Alcohols; Polyhydric, D-glucitol (sorbitol)	78	82	41	69
	290545	Alcohols; Polyhydric, Glycerol	27.551.766	34.433.438	14.685.281	31.088.304

https://www.bps.go.id

Tabel 2. Ekspor Provinsi Asal Barang Dirinci Menurut Kode HS6 Digit, 2020—2021

Provinsi Asal	Kode HS 6	Deskripsi HS 6 Digit	Berat Bersih (Kg)		Nilai FOB (US$)	
			2020	2021	2020	2021
(1)	(2)	(3)	(4)	(5)	(6)	(7)
DKI Jakarta						
	290611	Alcohols; Cyclanic, Cyclenic Or Cycloterpenic And Derivatives, Menthol	256	22	11.437	636
	290613	Alcohols; Cyclanic, Cyclenic Or Cycloterpenic And Derivatives, Sterols And In	16		102	
	290619	Alcohols; Cyclanic, Cyclenic Or Cycloterpenic And Derivatives, N.e.c. In Item	7	1	2.184	2.772
	290629	Alcohols; Aromatic And Derivatives, Other Than Benzyl Alcohol	5.437	6	15.923	296
	290711	Monophenols; Phenol (hydroxybenzene) And Its Salts		1		5
	290712	Monophenols; Cresols And Their Salts		1		859
	290719	Monophenols; N.e.c. In Item No. 2907.1	18	14	13	2.284
	290723	Polyphenols; 4,4'-isopropylidenediphenol (bisphenol A, Diphenylolpropane)	96.000	16.000	162.066	41.196
	290729	Phenol-alcohols And Polyphenols N.e.c. In Item Number 2907.2		3		25
	290899	Phenol Or Phenol-alcohol Derivatives, Sulphonated, Nitrated Or Nitrosated Derivatives Therec		1		229
	290920	Ethers; Cyclanic, Cyclenic Or Cycloterpenic And Their Halogenated, Sulphonated, Nitrated Or I		1		1
	290930	Ethers; Aromatic, And Their Halogenated, Sulphonated, Nitrated Or Nitrosat	58	30	1.767	689
	290941	Ether-alcohols And Their Halogenated, Sulphonated, Nitrated Or Nitrosated	2	2	4	2
	290944	Ether-alcohols And Their Halogenated, Sulphonated, Nitrated Or Nitrosated Derivatives; Mon		11.275		42.281
	290949	Ether-alcohols And Their Halogenated, Sulphonated, Nitrated Or Nitrosated	1.036	20.500	12.308	81.898
	290950	Ether-phenols, Ether-alcohol-phenols And Their Halogenated, Sulphonated,	36.466	948	592.429	29.323
	290960	Alcohol Peroxides, Ether Peroxides, Ketone Peroxides And Their Halogenate	4.561	6.000	14.649	61.250
	291100	Acetals And Hemiacetals; Whether Or Not With Other Oxygen Function, Anc	30		1.412	
	291211	Aldehydes; Acyclic, Without Other Oxygen Function, Methanal (formaldehyc	13		54	
	291212	Aldehydes; Acyclic, Without Other Oxygen Function, Ethanal (acetaldehyde)	8	20	38	1.176
	291219	Aldehydes; Acyclic, Without Other Oxygen Function, N.e.c. In Item No. 2912	98	403	6.817	25.534
	291221	Aldehydes; Cyclic, Without Other Oxygen Function, Benzaldehyde		630		4.302
	291229	Aldehydes; Cyclic, Without Other Oxygen Function, Other Than Benzaldehyde		234		1.947
	291241	Aldehydes; Aldehyde-ethers, Aldehyde-phenols And Aldehydes With Other (	459	2.506	6.764	53.728
	291242	Aldehydes; Aldehyde-ethers, Aldehyde-phenols And Aldehydes With Other (	900	6.375	17.251	75.990
	291249	Aldehyde-alcohols, Aldehyde-ethers, Aldehyde-phenols And Aldehydes With	2	3	136	549
	291260	Paraformaldehyde	1		1	
	291419	Ketones; Acyclic, Without Other Oxygen Function, N.e.c. In Item No. 2914.1	148	11.496	30.150	42.766
	291429	Ketones; Cyclanic, Cyclenic Or Cycloterpenic, Without Other Oxygen Functio	32.108	32.734	160.065	156.221
	291439	Ketones; Aromatic, (without Other Oxygen Function), Excluding Phenylacetc	2.000		172.000	
	291440	Ketone-alcohols And Ketone-aldehydes	82	153	1.740	4.415
	291450	Ketone-phenols And Ketones With Other Oxygen Function	1	1.201	1	19.792
	291462	Quinones; Coenzyme Q10 (ubidecarenone (inn))	80	162	51.626	117.163
	291469	Quinones; Other Than Anthraquinone And Coenzyme Q10 (ubidecarenone (inn))		2		31
	291511	Acids; Saturated Acyclic Monocarboxylic Acids; Formic Acid		82		2.395
	291512	Acids; Saturated Acyclic Monocarboxylic Acids; Salts Of Formic Acids		1		1
	291513	Acids; Saturated Acyclic Monocarboxylic Acids; Esters Of Formic Acid	2		322	
	291521	Acids; Saturated Acyclic Monocarboxylic Acids; Acetic Acid	83	2	83	2
	291531	Acids; Saturated Acyclic Monocarboxylic Acids; Ethyl Acetate	1.480	850	3.151	2.269
	291532	Acids; Saturated Acyclic Monocarboxylic Acids; Vinyl Acetate	24	189	35	3.687
	291533	Acids; Saturated Acyclic Monocarboxylic Acids; N-butyl Acetate	1.166.429	86.400	954.652	167.923
	291539	Acids; Saturated Acyclic Monocarboxylic Acids; Esters Of Acetic Acid N.e.c. In	2.286	2.843	20.889	10.273
	291550	Acids; Saturated Acyclic Monocarboxylic Acids; Propionic Acid, Its Salts And I	228	23	2.544	1.381
	291560	Acids; Saturated Acyclic Monocarboxylic Acids; Butanoic Acids, Pentanoic Ac	445	1.377	7.085	24.070
	291570	Acids; Saturated Acyclic Monocarboxylic Acids; Palmitic Acid, Stearic Acid, Th	20.193.489	15.326.592	17.581.993	17.282.328
	291590	Acids; Saturated Acyclic Monocarboxylic Acids; Anhydrides, Halides, Peroxid	909	6.215	7.790	58.946
	291611	Acids; Unsaturated Acyclic Monocarboxylic Acids; Acrylic Acid And Its Salts	22	40	352	551
	291612	Acids; Unsaturated Acyclic Monocarboxylic Acids; Esters Of Acrylic Acid	29.025		46.942	
	291613	Acids; Unsaturated Acyclic Monocarboxylic Acids; Methacrylic Acid And Its Salts		20.000		24.157
	291614	Acids; Unsaturated Acyclic Monocarboxylic Acids; Esters Of Methacrylic Acid	349.341		285.371	
	291615	Acids; Unsaturated Acyclic Monocarboxylic Acids; Oleic, Linoleic Or Linolenic	4	80.044	13	27.228
	291619	Acids; Unsaturated Acyclic Monocarboxylic, Cyclic Monocarboxylic, Their An	0	116	111	8.616
	291620	Acids; Cyclanic, Cyclenic Or Cycloterpenic Monocarboxylic Acids, Their Anhy	1	2	83	40
	291631	Acids; Aromatic Monocarboxylic Acids, Benzoic Acid, Its Salts And Esters	5.780	3.158	13.817	8.317
	291639	Acids; Aromatic Monocarboxylic Acids, And Their Anhydrides, Halides, Perox	1	33	415	1.729
	291712	Acids; Acyclic Polycarboxylic Acids; Adipic Acid, Its Salts And Esters	4.010		17.927	
	291713	Acids; Acyclic Polycarboxylic Acids; Azelaic Acid, Sebacic Acid, Their Salts And Esters		106		20.420
	291714	Acids; Acyclic Polycarboxylic Acids; Maleic Anhydride	6.247.950	4.866.075	6.077.033	8.234.826
	291719	Acids; Acyclic Polycarboxylic Acids; N.e.c. In Item No. 2917.1	202.100	714.659	408.493	1.368.350
	291732	Acids; Aromatic Polycarboxylic Acids; Dioctyl Orthophthalates	85.830		92.696	

https://www.bps.go.id

Tabel 2. Ekspor Provinsi Asal Barang Dirinci Menurut Kode HS6 Digit, 2020—2021

Provinsi Asal	Kode HS 6	Deskripsi HS 6 Digit	Berat Bersih (Kg)		Nilai FOB (US$)	
			2020	2021	2020	2021
(1)	(2)	(3)	(4)	(5)	(6)	(7)
DKI Jakarta						
	291733	Acids; Aromatic Polycarboxylic Acids; Dinonyl Or Didecyl Orthophthalates	2.400	16.000	8.160	38.027
	291735	Acids; Aromatic Polycarboxylic Acids; Phthalic Anhydride		1		50
	291736	Acids; Aromatic Polycarboxylic Acids; Terephthalic Acid And Its Salts	88.026	33	39.291	32
	291739	Acids; Aromatic Polycarboxylic Acids; N.e.c. In Item No. 2917.3	530	11	1.659	4
	291811	Acids; Carboxylic Acids, (with Alcohol Function But Without Other Oxygen Fu	1.224	1.579	3.352	9.264
	291812	Acids; Carboxylic Acids, (with Alcohol Function But Without Other Oxygen Fu	50	2	897	27
	291814	Acids; Carboxylic Acids, (with Alcohol Function But Without Other Oxygen Fu	79.672	30.321	63.423	31.831
	291815	Acids; Carboxylic Acids, (with Alcohol Function But Without Other Oxygen Fu	1.675	4.381	5.553	10.216
	291816	Acids; Carboxylic Acids, (with Alcohol Function But Without Other Oxygen Fu	182	890	2.357	15.635
	291819	Acids; Carboxylic Acids, (with Alcohol Function But Without Other Oxygen Fu	5.814	2.601	7.038	6.203
	291821	Acids; Carboxylic Acids, (with Phenol Function But Without Other Oxygen Fu	75	10.001	248	40.512
	291823	Acids; Carboxylic Acids, (with Phenol Function But Without Other Oxygen Fu	1	201	1	3.515
	291829	Acids; Carboxylic Acids, (with Phenol Function But Without Other Oxygen Function), Their Anh		1.702		6.729
	291830	Acids; Carboxylic Acids, (with Aldehyde Or Ketone Function But Without Oth	2.420	1.075	12.679	9.410
	291899	Acids; Carboxylic Acids, With Additional Oxygen Function (not Alcohol, Phen	84	36	1.911	3
	291990	Esters; Phosphoric, And Their Salts, Including Lactophosphates, Their Haloge	20.033	8.502	35.024	20.414
	292029	Esters; Phosphite Esters And Their Salts; Their Halogenated, Sulphonated, Nitrated Or Nitrosa		2.317		10.530
	292090	Esters; Other Than Thiophosphoric Esters (phosphorothioates) And Phosphit	1.176	95	2.683	44
	292119	Amine-function Compounds; Acyclic Monoamines And Their Derivatives, And Salts Thereof, N		5.000		13.300
	292129	Amine-function Compounds; Acyclic Polyamines And Their Derivatives, And	1.242	1	7.861	1
	292130	Amine-function Compounds; Cyclanic, Cyclenic Or Cycloterpenic Mono- Or P	10	8	4	4
	292142	Amine-function-compounds; Aromatic Monoamines And Their Derivatives, A	1	179	3	326
	292145	Amine-function Compounds; Aromatic Monoamines And Their Derivatives; 1-naphthylamine		0		1
	292159	Amine-function Compounds; Aromatic Polyamines And Their Derivatives, Ot	112	170	822	10.604
	292212	Amino-alcohols, Other Than Those Containing More Than One Kind Of Oxyg	639		2.415	
	292217	Amino-alcohols, Other Than Those Containing More Than One Kind Of Oxyg	1		10	
	292219	Amino-alcohols, Other Than Those Containing More Than One Kind Of Oxyg	3.468		5.382	
	292229	Amino-naphthols And Other Amino-phenols, Other Than Those Containing N	2	800	1.108	2.032
	292241	Amino-acids, Other Than Those Containing More Than One Kind Of Oxygen Function, And The		4		158
	292242	Amino-acids, Other Than Those Containing More Than One Kind Of Oxygen	86.852	21.500	198.173	43.232
	292249	Amino-acids, Other Than Those Containing More Than One Kind Of Oxygen	23.154	2.835	111.431	20.124
	292250	Amino-alcohol-phenols, Amino-acid-phenols And Other Amino-compounds	96	2	13.706	5
	292310	Quaternary Ammonium Salts And Hydroxides; Choline And Its Salts, Whethe	18.002		6.311	
	292320	Lecithins And Other Phosphoaminolipids, Whether Or Not Chemically Define	38	12	155	390
	292390	Quaternary Ammonium Salts And Hydroxides; Whether Or Not Chemically D	1.732	847	39.990	20.615
	292419	Acyclic Amides (including Acyclic Carbamates) And Their Derivatives; Salts Th	1.477	235	5.105	4.340
	292421	Cyclic Amides (including Cyclic Carbamates) And Their Derivatives, Ureines And Their Derivati		150		855
	292429	Cyclic Amides (including Cyclic Carbamates) And Their Derivatives; Other Tha	5.985	3.810	27.366	25.834
	292529	Imines And Their Derivatives; Salts Thereof; Other Than Chlordimeform (iso)	2		1	
	292620	Nitrile-function Compounds; 1-cyanoguanidine (dicyandiamide)		2		22
	292690	Nitrile-function Compounds; N.e.c. Heading No. 2926		1.298		8.912
	292700	Diazo-, Azo- Or Azoxy Compounds	6.400		20.064	
	292800	Organic Derivatives Of Hydrazine Or Of Hydroxylamine	19.435	5.591	32.060	33.931
	292910	Nitrogen-function Compounds; N.e.c. In Chapter 29, Isocyanates	483.802	438.203	2.037.824	2.233.736
	292990	Nitrogen-function Compounds; N.e.c. In Chapter 29, Excluding Isocyanates	18.139	22.317	61.848	66.940
	293020	Organo-sulphur Compounds; Thiocarbamates And Dithiocarbamates		15		2.234
	293040	Organo-sulphur Compounds; Methionine	2		10	
	293090	Organo-sulphur Compounds; N.e.c. In Heading No. 2930	203	5.529	23.747	42.082
	293190	Organo-inorganic Compounds; Other Than Tetramethyl Lead, Tetraethyl Lea	21.652	7.112	98.212	63.110
	293213	Heterocyclic Compounds; With Oxygen Hetero-atom(s) Only, Containing An Unfused Furan Ri		1		17
	293214	Heterocyclic Compounds; With Oxygen Hetero-atom(s) Only, Containing An Unfused Furan Ri		285		10.202
	293219	Heterocyclic Compounds; With Oxygen Hetero-atom(s) Only, Containing An	1.941	127	144.790	43.532
	293220	Heterocyclic Compounds; With Oxygen Hetero-atom(s) Only, Containing An	1.816	546	61.576	13.012
	293299	Heterocyclic Compounds; With Oxygen Hetero-atom(s) Only, No Lactones O	281		3.428	
	293319	Heterocyclic Compounds; With Nitrogen Hetero-atom(s) Only, Containing Ar	500		165.000	
	293321	Heterocyclic Compounds; With Nitrogen Hetero-atom(s) Only, Containing An Unfused Imidaz		901		2.669
	293329	Heterocyclic Compounds; With Nitrogen Hetero-atom(s) Only, Containing Ar	1.000	5.025	57.201	22.692
	293331	Heterocyclic Compounds; Containing An Unfused Pyridine Ring (whether Or Not Hydrogenate		1		617
	293339	Heterocyclic Compounds; Containing An Unfused Pyridine Ring (whether Or	958	5.821	8.578	55.574
	293349	Heterocyclic Compounds; Containing A Quinoline Or Isoquinoline Ring-syste	1		1	

https://jakarta.bps.go.id

Tabel 2. Ekspor Provinsi Asal Barang Dirinci Menurut Kode HS6 Digit, 2020—2021

Provinsi Asal	Kode HS 6	Deskripsi HS 6 Digit	Berat Bersih (Kg)		Nilai FOB (US$)	
			2020	2021	2020	2021
(1)	(2)	(3)	(4)	(5)	(6)	(7)
DKI Jakarta						
	293352	Heterocyclic Compounds; Containing A Pyrimidine Ring (whether Or Not Hydrogenated) Or Pi		0		75
	293359	Heterocyclic Compounds; Containing A Pyrimidine Ring (whether Or Not Hydrogenated) Or Pi		1.050		26.500
	293361	Heterocyclic Compounds; Containing An Unfused Triazine Ring (whether Or	1.343	13.080	3.932	55.726
	293369	Heterocyclic Compounds; Containing An Unfused Triazine Ring (whether Or	1	812	5	14.662
	293399	Heterocyclic Compounds; N.e.c. In Headings No. 2933	112	0	6.077	419
	293410	Heterocyclic Compounds; Containing An Unfused Thiazole Ring (whether Or	2	175	1.596	31.151
	293420	Heterocyclic Compounds; Containing In The Structure, A Benzothiazole Ring	500	7	1.900	4
	293430	Heterocyclic Compounds; Containing In The Structure, A Phenothiazine Ring	1		21	
	293499	Nucleic Acids And Their Salts, Other Heterocyclic Compounds, N.e.c. In Heac	12.990	2.305	51.559	87.870
	293590	Sulphonamides; N.e.c. In Heading No. 2935	251		11.650	
	293621	Vitamins; Vitamins A And Their Derivatives, Unmixed	1.203		54.093	
	293622	Vitamins; Vitamin B1 And Its Derivatives, Unmixed		61		1.328
	293624	Vitamins; D- Or Dl-pantothenic Acid (vitamin B3 Or Vitamin B5) And Its Deriv	1.150	2.709	40.250	13.826
	293625	Vitamins; Vitamin B6 And Its Derivatives, Unmixed	26	50	539	1.162
	293626	Vitamins; Vitamin B12 And Its Derivatives, Unmixed	1.300	1.650	100.447	148.279
	293627	Vitamins; Vitamin C And Its Derivatives, Unmixed	10.896	6.589	59.969	45.650
	293628	Vitamins; Vitamin E And Its Derivatives, Unmixed	465	1.104	20.837	23.955
	293629	Vitamins; N.e.c. In Item No. 2936.2, And Their Derivatives, Unmixed	9.143	4.702	58.708	63.590
	293690	Vitamins; N.e.c. In Heading No. 2936, Including Natural Concentrates	7.913	71.916	199.377	771.960
	293722	Steroidal Hormones, Their Derivatives And Structural Analogues; Halogenate	61		33.605	
	293723	Steroidal Hormones, Their Derivatives And Structural Analogues; Oestrogens	170		90.100	
	293729	Steroidal Hormones, Their Derivatives And Structural Analogues; Other Thar	20		25.400	
	293790	Hormones, Prostaglandins, Thromboxanes And Leukotrienes, Natural Or Reproduced By Syntl		7		179
	293890	Glycosides; Natural Or Reproduced By Synthesis, Other Than Rutoside (rutin	371	432	35.787	28.491
	293920	Alkaloids; Of Cinchona And Their Derivatives; Salts Thereof	167	76	6.191	8.165
	293930	Alkaloids; Caffeine And Its Salts	32.145	27.860	126.893	151.038
	293959	Alkaloids; Theophylline And Aminophylline (theophylline-ethylenediamine) A	1		0	
	293979	Alkaloids; Of Vegetal Origin, Other Than Cocaine, Ecgonine, Levometamfetar	55	933	35.760	1.104
	293980	Alkaloids; Natural Or Reproduced By Synthesis, And Their Salts, Esters And C	2		48	
	294000	Sugars, Chemically Pure, Other Than Sucrose, Lactose, Maltose, Glucose Anc	4.386	26.854	30.372	56.479
	294110	Antibiotics; Penicillins And Their Derivatives With A Penicillanic Acid Structur	21.849	2.778	17.816	26.529
	294130	Antibiotics; Tetracyclines And Their Derivatives; Salts Thereof	4		94	
	294150	Antibiotics; Erythromycin And Its Derivatives; Salts Thereof	2	5	131	711
	294190	Antibiotics; N.e.c. In Heading No. 2941	106	423	136.657	14.212
	294200	Organic Compounds; N.e.c. In Chapter 29	6.172	6.190	23.672	73.976
	300120	Glands And Other Organs; Extracts Of Glands Or Other Organs Or Of Their Secretions, For Org		1		111
	300190	Glands And Other Organs; Heparin And Its Salts; Other Human Or Animal Substances Prepare		0		6
	300212	Blood, Human Or Animal, Antisera, Other Blood Fractions And Immunologica	2.344	3.290	70.094	95.829
	300215	Blood, Human Or Animal, Antisera, Other Blood Fractions And Immunologica	5	7	36	115
	300290	Toxins, Cultures Of Micro-organisms (excluding Yeasts) And Similar Products	13.464	3.967	56.194	62.561
	300310	Medicaments; Containing Penicillins, Streptomycins Or Their Derivatives, Fo	32.440	30.651	134.272	114.099
	300320	Medicaments; Containing Antibiotics Other Than Penicillins, Streptomycins A	110	71	81.681	78.162
	300331	Medicaments; Containing Insulin, For Therapeutic Or Prophylactic Uses, Not Packaged For Ret		1		5
	300339	Medicaments; Containing Hormones (excluding Insulin), (but Not Containing	363.817	6	4.252.193	1
	300390	Medicaments; (not Containing Antibiotics, Hormones, Alkaloids Or Their Derivatives), For The		34		11.113
	300410	Medicaments; Containing Penicillins, Streptomycins Or Their Derivatives, Fo	62.366	22.102	1.573.807	1.144.116
	300420	Medicaments; Containing Antibiotics (other Than Penicillins, Streptomycins	229.676	191.574	4.986.945	4.924.154
	300431	Medicaments; Containing Insulin, For Therapeutic Or Prophylactic Uses, Pac	3	3	602	76
	300432	Medicaments; Containing Corticosteroid Hormones, Their Derivatives Or Str	13.407	6.651	302.483	24.349
	300439	Medicaments; Containing Hormones (but Not Insulin), Adrenal Cortex Horm	14.796	12.054	462.341	408.369
	300441	Medicaments; Containing Alkaloids Or Their Derivatives, Containing Ephedri	143.010	8.492	740.593	119.654
	300442	Medicaments; Containing Alkaloids Or Their Derivatives, Containing Pseudoe	279.164	237.763	3.799.141	2.850.501
	300443	Medicaments; Containing Alkaloids Or Their Derivatives, Containing Norepho	139.684	134.201	1.610.411	1.509.240
	300449	Medicaments; Containing Alkaloids Or Their Derivatives; Other Than Ephedr	1	2	32	25
	300450	Medicaments; Containing Vitamins Or Their Derivatives, For Therapeutic Or	1.182.132	959.424	43.658.646	38.353.228
	300460	Medicaments; Containing Antimalarial Active Principles Described In Subheading Note 2 To Th		2		21
	300490	Medicaments; Consisting Of Mixed Or Unmixed Products N.e.c. In Heading N	2.929.053	2.059.006	46.123.029	41.236.070
	300510	Dressings, Adhesive; And Other Articles Having An Adhesive Layer, Packed F	26.511	232.497	144.825	114.669
	300590	Wadding, Gauze, Bandages And Similar Articles; (excluding Adhesive Dressin	70.456	20.920	700.012	395.106
	300610	Pharmaceutical Goods; Sterile Surgical Catgut, Suture Materials, Tissue Adhe	4.409	4.813	8.505	56.461

https://www.bps.go.id

Tabel 2. Ekspor Provinsi Asal Barang Dirinci Menurut Kode HS6 Digit, 2020—2021

Provinsi Asal	Kode HS 6	Deskripsi HS 6 Digit	Berat Bersih (Kg)		Nilai FOB (US$)	
			2020	2021	2020	2021
(1)	(2)	(3)	(4)	(5)	(6)	(7)
DKI Jakarta						
	300630	Pharmaceutical Goods; Opacifying Preparations For X-ray Examinations, Dia	138.351	0	26.641	69
	300640	Pharmaceutical Goods; Dental Cements And Other Dental Fillings, Bone Rec	125	789	21.099	846
	300650	Pharmaceutical Goods; First Aid Boxes And Kits	140	0	445	231
	300660	Pharmaceutical Goods; Chemical Contraceptive Preparations Based On Horr	339.833	229.776	20.979.030	15.188.097
	300670	Pharmaceutical Goods; Gel Preparations Designed To Be Used In Human Or	3.183	1.463	85.844	38.314
	300692	Pharmaceutical Goods; Waste Pharmaceuticals	1	69	10	2.893
	310100	Fertilizers, Animal Or Vegetable; Whether Or Not Mixed Together Or Chemic	82.053	292	78.358	1.738
	310229	Fertilizers, Mineral Or Chemical; Nitrogenous, Other Than Ammonium Sulph	5	1	12	26
	310250	Fertilizers, Mineral Or Chemical; Nitrogenous, Sodium Nitrate	15		15	
	310280	Fertilizers, Mineral Or Chemical; Nitrogenous, Mixtures Of Urea And Ammor	30	68	27	1.582
	310290	Fertilizers, Mineral Or Chemical; Nitrogenous, Other Kinds Including Mixtures Not Specified In		80		628
	310319	Fertilizers, Mineral Or Chemical; Phosphatic, Superphosphates, Other Than Containing By We		9		13
	310420	Fertilizers, Mineral Or Chemical; Potassic, Potassium Chloride	41.100	21.004	16.758	12.195
	310430	Fertilizers, Mineral Or Chemical; Potassic, Potassium Sulphate	0		24	
	310490	Fertilizers, Mineral Or Chemical; Potassic, N.e.c. In Heading No. 3104	368		2.625	
	310510	Fertilizers, Mineral Or Chemical; In Tablets Or Similar Forms Or In Packages (	25.014	35.000	14.007	18.631
	310520	Fertilizers, Mineral Or Chemical; Containing The Three Fertilizing Elements N	483.489	57.372	304.674	51.794
	310530	Fertilizers, Mineral Or Chemical; Diammonium Hydrogenorthophosphate (di	1		1	
	310560	Fertilizers, Mineral Or Chemical; Containing The Two Fertilizing Elements Ph	66	109	134	2.362
	310590	Fertilizers, Mineral Or Chemical; N.e.c. In Heading No. 3105	285.708	445.206	159.912	262.534
	320190	Tanning Extracts Of Vegetable Origin; Tannins And Their Salts, Ethers, Esters	31	78.118	678	155.256
	320210	Tanning Substances; Synthetic Organic Tanning Substances	15.000	2.007	13.920	3.467
	320290	Tanning Substances; Inorganic Tanning Substances; Tanning Preparations, W	113	10.427	2.416	21.794
	320300	Colouring Matter Of Vegetable Or Animal Origin, Including Dyeing Extracts N	18.669	32.223	87.511	211.883
	320411	Dyes; Disperse Dyes And Preparations Based Thereon	293.241	594.267	5.728.269	10.550.449
	320412	Dyes; Acid, Whether Or Not Premetallised And Preparations Based Thereon,	33.047	1.667	196.502	88.471
	320413	Dyes; Basic Dyes And Preparations Based Thereon	4	2.001	2	32.830
	320414	Dyes; Direct Dyes And Preparations Based Thereon	16.104	48	84.833	251
	320415	Dyes; Vat Dyes (including Those Usable In That State As Pigments) And Prep	5.785	58.217	96.369	1.348.090
	320416	Dyes; Reactive Dyes And Preparations Based Thereon	872.099	1.160.518	4.021.070	5.795.313
	320417	Dyes; Pigments And Preparations Based Thereon	172.889	215.217	767.597	980.799
	320419	Dyes; N.e.c., Including Mixtures Of Colouring Matter Of Two Or More Of Thc	1.526	2.798	8.884	25.777
	320420	Dyes; Synthetic Organic Products Of A Kind Used As Fluorescent Brightening	62.532	161.731	345.812	715.158
	320490	Dyes; Synthetic Organic Products N.e.c. In Heading No. 3204 (e.g. Of A Kind	399	109	5.699	2.694
	320500	Colour Lakes; Preparations Based On Colour Lakes As Specified In Note 3 To	11.163	5.166	37.015	36.997
	320611	Colouring Matter; Pigments And Preparations Based On Titanium Dioxide, C	1.800		10.512	
	320619	Colouring Matter; Pigments And Preparations Based On Titanium Dioxide, C	375	4.965	9.191	126.460
	320620	Colouring Matter; Pigments And Preparations Based On Chromium Compou	4.504	4.509	19.068	17.420
	320641	Colouring Matter; Ultramarine And Preparations Based Thereon	3.003	1.200	23.612	11.807
	320649	Colouring Matter; Other Preparations N.e.c. In Item No. 3206.4	215.101	242.415	2.197.433	2.408.936
	320650	Colouring Matter; Inorganic Products Of A Kind Used As Luminophores		0		19
	320710	Pigments; Prepared Pigments, Opacifiers, Colours And Similar Preparations	149.645	120.523	941.902	671.494
	320720	Enamels And Glazes; Vitrifiable Enamels And Glazes, Engobes (slips) And Sim	63.316	40.055	23.261	8.867
	320730	Lustres; Liquid Lustres And Similar Preparations		1.018		873
	320740	Glass; Glass Frit And Other Glass, In The Form Of Powder, Granules Or Flake	18.518	4.092	25.612	23.048
	320810	Paints And Varnishes; Based On Polyesters, Dispersed Or Dissolved In A Non	10.511.894	6.839.277	22.426.728	19.938.078
	320820	Paints And Varnishes; Based On Acrylic Or Vinyl Polymers, Dispersed Or Diss	1.211.416	1.227.905	4.592.427	4.674.194
	320890	Paints And Varnishes; Based On Polymers N.e.c. In Heading No. 3208, Dispe	3.600.825	6.556.212	12.307.288	23.728.941
	320910	Paints And Varnishes; Based On Acrylic Or Vinyl Polymers, Dispersed Or Diss	187.091	365.260	216.593	472.983
	320990	Paints And Varnishes; (based On Polymers Other Than Acrylic Or Vinyl), Disp	302.620	676.037	699.676	1.361.883
	321000	Paints And Varnishes; (including Enamels, Lacquers And Distempers), Prepar	9.688	3.235	218.881	38.159
	321100	Driers; Prepared	88.059	115.533	257.089	417.327
	321210	Pigments; Of A Kind Used In The Manufacture Of Paints, Stamping Foils	201	385	4.104	5.965
	321290	Pigments; Of A Kind Used In The Manufacture Of Paints, Other Than Stampi	22.955	7.907	154.604	49.903
	321310	Colours; In Sets, Of A Kind Used By Artists, Students Or Signboard Painters	6.124	20.871	66.627	176.757
	321390	Colours; (other Than In Sets), Of A Kind Used By Artists, Students Or Signboa	1.533	1.290	4.841	3.785
	321410	Mastics; Painters' Fillings	589.427	629.121	2.065.957	2.502.034
	321490	Mastics; N.e.c. In Heading No. 3214	1.715.737	192.439	305.790	234.302
	321511	Ink; For Printing, Black, Whether Or Not Concentrated Or Solid	9.915	11.753	376.999	329.456
	321519	Ink; For Printing, Other Than Black, Whether Or Not Concentrated Or Solid	186.857	135.726	837.037	668.058

https://www.bps.go.id

Tabel 2. Ekspor Provinsi Asal Barang Dirinci Menurut Kode HS6 Digit, 2020—2021

Provinsi Asal	Kode HS 6	Deskripsi HS 6 Digit	Berat Bersih (Kg)		Nilai FOB (US$)	
			2020	2021	2020	2021
(1)	(2)	(3)	(4)	(5)	(6)	(7)
DKI Jakarta						
	321590	Ink; Writing, Drawing And Other Inks, N.e.c. In Heading No. 3215, Whether (	2.433	3.507	51.543	41.586
	330112	Oils, Essential; Of Orange (terpeneless Or Not), Including Concretes And Abs	2.668	1.582	50.849	39.676
	330113	Oils, Essential; Of Lemon (terpeneless Or Not), Including Concretes And Absc	1.614	595	36.140	13.127
	330119	Oils, Essential; Of Citrus Fruits N.e.c. In Heading No. 3301 (terpeneless Or Nc	7.801	33.293	354.264	1.369.004
	330124	Oils, Essential; Of Peppermint (mentha Piperita), Terpeneless Or Not, Includi	10.927	182	254.371	4.973
	330125	Oils, Essential; Of Mints (excluding Peppermint), Terpeneless Or Not, Includi	214	1.081	7.155	30.927
	330129	Oils, Essential; N.e.c. In Heading No. 3301 (terpeneless Or Not), Including Co	225.506	160.288	8.873.224	4.016.454
	330130	Resinoids	20	11	600	2.576
	330190	Oils, Essential; Concentrates In Fats, Fixed Oils, Waxes And The Like, Terpeni	13.231	19.869	1.078.408	2.448.760
	330210	Odoriferous Substances And Mixtures; Of A Kind Used In The Food Or Drink	89.109	38.710	1.031.674	660.664
	330290	Odoriferous Substances And Mixtures; Used As Raw Materials In Industries (	313.921	84.606	1.792.228	2.088.934
	330300	Perfumes And Toilet Waters	1.750.988	1.648.334	5.576.591	4.878.691
	330410	Cosmetic And Toilet Preparations; Lip Make-up	9.218	5.692	813.808	199.888
	330420	Cosmetic And Toilet Preparations; Eye Make-up	1.496	1.292	72.233	43.190
	330430	Cosmetic And Toilet Preparations; Manicure Or Pedicure Preparations	19.168	260	33.423	6.249
	330491	Cosmetic And Toilet Preparations; Powders, Whether Or Not Compressed (e	760.309	1.154.411	3.390.486	6.950.928
	330499	Cosmetic And Toilet Preparations; N.e.c. In Heading No. 3304, For The Care	3.247.304	3.853.157	16.701.288	33.212.777
	330510	Hair Preparations; Shampoos	5.669.821	6.417.337	13.833.746	15.835.356
	330520	Hair Preparations; For Permanent Waving Or Straightening	6.766	7.315	40.715	37.441
	330530	Hair Preparations; Lacquers	516	234	1.848	10.947
	330590	Hair Preparations; N.e.c. In Heading No. 3305	167.201	168.169	2.023.749	2.158.589
	330610	Oral Or Dental Hygiene Preparations; Dentifrices	2.847.825	2.402.791	11.301.374	8.159.602
	330620	Oral Or Dental Hygiene Preparations; Yarn Used To Clean Between The Teet	79		285	
	330690	Oral Or Dental Hygiene Preparations; Other Than Dentifrices	364.006	290.962	1.212.641	1.042.128
	330710	Perfumery, Cosmetic Or Toilet Preparations; Pre-shave, Shaving Or After-sha	125	54	739	1.374
	330720	Perfumery, Cosmetic Or Toilet Preparations; Personal Deodorants And Antip	627.928	560.347	3.031.941	2.926.841
	330730	Perfumery, Cosmetic Or Toilet Preparations; Perfumed Bath Salts And Other	222	442	2.322	4.855
	330741	Perfumes And Deodorizers; Perfuming Or Deodorizing Preparations For Roo	288.693	34.163	612.393	353.417
	330749	Perfumes And Deodorizers; Perfuming Or Deodorizing Preparations For Roo	908.198	922.851	5.390.300	5.831.643
	330790	Perfumes And Deodorizers; Perfuming Or Deodorizing Preparations N.e.c. In	785.842	501.226	9.025.759	1.889.694
	340111	Soap And Organic Surface-active Products; In The Form Of Bars, Cakes, Mou	39.959.137	33.934.434	64.689.297	60.086.335
	340119	Soap And Organic Surface-active Products; In The Form Of Bars, Cakes, Mou	83.735	29.619	281.291	163.590
	340120	Soap; In Forms N.e.c. In Item No. 3401.11	26.045.147	106.101.460	20.173.019	88.401.166
	340130	Organic Surface-active Products And Preparations For Washing The Skin, In	2.928.425	2.861.695	12.160.802	11.598.497
	340290	Washing And Cleaning Preparations; Surface-active, Whether Or Not Contai	5.590.033	4.626.602	7.881.351	6.924.815
	340311	Lubricating Preparations; For The Treatment Of Textile And Similar Material	13.283	957	98.132	7.855
	340319	Lubricating Preparations; (other Than For The Treatment Of Textile And Sim	145.695	131.819	379.599	391.074
	340391	Lubricating Preparations; For The Treatment Of Textile And Similar Material	373	3	6.269	3
	340399	Lubricating Preparations; Other Than For The Treatment Of Textile And Simi	1.382.602	1.806.985	2.297.135	3.103.623
	340420	Waxes; Artificial And Prepared, Of Poly(oxyethylene) (polyethylene Glycol)	47.104	9	197.714	850
	340490	Waxes; Artificial And Prepared, Other Than Of Polyethylene Glycol	7.194.881	5.383.275	5.585.064	6.260.708
	340510	Polishes, Creams And Similar Preparations; For Footwear Or Leather, Exclud	484.999	412.985	2.181.707	2.052.996
	340520	Polishes, Creams And Similar Preparations; For The Maintenance Of Wooder	13.982	9.640	78.384	40.053
	340530	Polishes, Creams And Similar Preparations; For Coachwork, Other Than Met	1.421	13.960	34.994	93.250
	340540	Scouring Pastes And Powders And Other Scouring Preparations; (whether O	215.886	58.206	129.498	34.296
	340590	Polishes, Creams And Similar Preparations; N.e.c. In Heading No. 3405, Exclu	50.536	26.864	113.047	78.423
	340600	Candles, Tapers And The Like	3.667	3.623	9.746	20.952
	340700	Modelling Pastes; Preparations Known As Dental Wax, Put Up In Sets, In Pac	128	168	4.091	147.831
	350220	Albumins; Milk Albumin, Including Concentrates Of Two Or More Whey Proteins		1		5
	350300	Gelatin (including Gelatin In Rectangular Sheets, Whether Or Not Surface-wc	771	125	5.803	1.194
	350400	Peptones And Their Derivatives; Other Protein Substances And Their Derivat	176.317	22	67.112	171
	350510	Dextrins And Other Modified Starches	12.979	787.081	25.329	699.327
	350520	Glues; Based On Starches, Or On Dextrins Or Other Modified Starches	308	3.615	2.875	32.936
	350610	Glues Or Adhesives; Prepared, Products Suitable For Use As Glues Or Adhesi	377.251	449.266	953.854	1.215.213
	350691	Adhesives; Prepared, Based On Polymers Of Heading 3901 To 3913 Or On Ru	685.681	517.647	1.418.301	1.116.778
	350699	Glues And Other Adhesives; Prepared, N.e.c. In Heading No. 3506, Not Exce	764.538	605.410	1.485.916	1.420.081
	350790	Enzymes And Prepared Enzymes; Other Than Rennet And Concentrates Ther	256.253	292.005	202.033	268.963
	360410	Pyrotechnic Products; Fireworks		230		789
	360490	Pyrotechnic Products; Signalling Flares, Rain Rockets, Fog Signals And Other	5	1	533	194
	360500	Matches; Other Than Pyrotechnic Articles Of Heading No. 3604	2.891.870	2.937.660	4.552.463	4.593.358

https://jambi.bps.go.id

Tabel 2. Ekspor Provinsi Asal Barang Dirinci Menurut Kode HS6 Digit, 2020—2021

Provinsi Asal	Kode HS 6	Deskripsi HS 6 Digit	Berat Bersih (Kg)		Nilai FOB (US$)	
			2020	2021	2020	2021
(1)	(2)	(3)	(4)	(5)	(6)	(7)
DKI Jakarta						
	360610	Fuels; Liquid Or Liquefied-gas, In Containers, Of A Kind Used For Filling Or Refilling Cigarette C		1		1
	360690	Ferro-cerium And Other Pyrophoric Alloys In All Forms; Articles Of Combusti	16.000	1.015	46.784	2.323
	370110	Photographic Plates And Film; For X-ray, In The Flat, Sensitised, Unexposed,	22	185	377	4.596
	370120	Photographic Plates And Film; Instant Print Film, In The Flat, Sensitised, Une	8.958	2.180	630.030	156.682
	370130	Photographic Plates And Film; In The Flat, Sensitised, Unexposed, With Any	2.998	805	40.581	3.952
	370191	Photographic Plates And Film; For Colour Photography (polychrome), In The	1	20	1	310
	370199	Photographic Plates And Film; (for Other Than Colour Photography), In The I	329	27	9.250	1.669
	370210	Photographic Film; For X-rays, In Rolls, Sensitised And Unexposed (other Than Of Paper, Pape		2		104
	370231	Photographic Film; For Colour Photography (polychrome), In Rolls, Sensitised, Unexposed, Wi		33		1.322
	370239	Photographic Film; In Rolls, (other Than With Silver Halide Emulsion And For Colour Photogra		84		500
	370252	Photographic Film; For Colour Photography (polychrome), In Rolls, Sensitise	1	1	1	75
	370254	Photographic Film; For Colour Photography (polychrome), In Rolls, Sensitised, Unexposed, Of		1.795		230.065
	370297	Photographic Film; Other Than For Colour Photography, In Rolls, Sensitised, Unexposed, Of A		512		1.871
	370298	Photographic Film; Other Than For Colour Photography, In Rolls, Sensitised, Unexposed, Of A		1		69
	370320	Photographic Paper, Paperboard And Textiles; For Colour Photography (polychrome), (other T		2.085		9.500
	370390	Photographic Paper, Paperboard And Textiles; (for Other Than Colour Photo	21.167	2.598	62.528	15.548
	370400	Photographic Plates, Film, Paper, Paperboard And Textiles; Exposed But Not	12		557	
	370500	Photographic Plates And Film; Exposed And Developed, Other Than Cinemat	561	1.021	25.740	180.424
	370610	Cinematographic Film; Exposed And Developed, Whether Or Not Incorporating Sound Track C		24		240
	370710	Photographic Goods; Sensitised Emulsions, Put Up In Measured Portions Or	12	1.037	182	5.029
	370790	Photographic Goods; Chemical Preparations Other Than Sensitised Emulsion	67	287	676	1.386
	380110	Graphite; Artificial	19.477	10.103	49.848	8.617
	380130	Carbonaceous Pastes; For Electrodes And Similar Pastes For Furnace Linings		16		11
	380190	Graphite Or Other Carbon Based Preparations; In The Form Of Pastes, Block	6	1	82	70
	380210	Carbon; Activated	229.801	200.096	246.459	347.272
	380290	Chemical Products; Activated Natural Mineral Products, Animal Black, Includ	4.316.600	4.216.032	910.346	838.178
	380300	Chemical Products; Tall Oil, Whether Or Not Refined		5		15
	380400	Lyes, Residual; From The Manufacture Of Wood Pulp, Whether Or Not Conc	3.507	81.701	8.646	167.628
	380510	Terpenic Oils; Gum, Wood Or Sulphate Turpentine Oils	43.400	20.002	122.391	71.651
	380590	Terpenic Oils; Produced By The Treatment Of Coniferous Woods, Crude Dipe	37.039	56.246	43.640	65.010
	380610	Rosin And Resin Acids	124.864	63.444	125.009	111.846
	380620	Rosin And Resin; Salts Of Rosin, Of Resin Acids Or Of Derivatives Of Rosin Or Resin Acids, Othe		25		252
	380630	Ester Gums	78.420	82.716	149.328	170.208
	380690	Rosin; Spirit And Oils, N.e.c. In Heading No. 3806	902		2.065	
	380700	Wood Tar; Wood Tar Oils; Wood Creosote; Wood Naphtha; Vegetable Pitch;	475	340	589	1.565
	380852	Insecticides And The Like; Containing Goods Specified In Subheading Note 1	40	3	105	12
	380859	Insecticides, Rodenticides, Fungicides, Disinfectants, Herbicides And The Like	766.537	475.779	1.518.779	1.501.112
	380861	Insecticides And The Like; Containing Goods Specified In Subheading Note 2	1.363.264	5.377.551	1.186.211	5.011.515
	380862	Insecticides; Containing Goods Specified In Subheading Note 2 To This Chapt	1.558.923	2.070.695	1.365.893	1.870.326
	380869	Insecticides; Containing Goods Named In Subheading Note 2 To This Chapte	749		1.065	
	380891	Insecticides; Other Than Containing Goods Specified In Subheading Notes 1	16.196.224	8.511.108	27.963.230	19.478.139
	380892	Fungicides; Other Than Containing Goods Specified In Subheading Note 1 To	5.030	18.820	52.867	230.975
	380893	Herbicides, Anti-sprouting Products And Plant-growth Regulators; Other Tha	129.462	81.477	1.870.643	6.121.947
	380894	Disinfectants; Other Than Containing Goods Specified In Subheading Note 1	1.811	89.407	33.751	264.278
	380899	Rodenticides And Other Similar Products N.e.c. In Heading No. 3808.9; Othe	122.306	14.997	309.811	143.538
	380910	Finishing Agents And Dye Carriers; To Accelerate Dyeing Or Fixing Of Dye-stu	1		5	
	380991	Finishing Agents And Dye Carriers; To Accelerate Dyeing Or Fixing Of Dye-stu	5.335.897	5.225.372	5.977.842	6.570.363
	380992	Finishing Agents And Dye Carriers; To Accelerate Dyeing Or Fixing Of Dye-stu	45.061	83.265	57.161	68.602
	380993	Finishing Agents And Dye Carriers; To Accelerate Dyeing Or Fixing Of Dye-stuffs, Other Produc		10		6
	381090	Fluxes And Other Auxiliary Preparations; For Soldering, Brazing Or Welding,	75.371	11.224	265.553	83.446
	381119	Anti-knock Preparations; Other Than Those Based On Lead Compounds	2.719	984	10.435	35.085
	381121	Lubricating Oil Additives; Containing Petroleum Oils Or Oils Obtained From B	100.458	16.527	346.107	140.060
	381129	Lubricating Oil Additives; Not Containing Petroleum Oils Or Oils Obtained Fr	29.929	19	85.008	282
	381190	Oxidation And Gum Inhibitors, Viscosity Improvers, Anti-corrosive Preparati	200.958	238.230	293.378	308.682
	381210	Rubber Accelerators; Prepared		103		3.337
	381220	Plasticisers, Compound; For Rubber Or Plastics	763	605	870	628
	381231	Anti-oxidising Preparations And Other Compound Stabilisers; For Rubber Or	12.000		20.670	
	381239	Anti-oxidising Preparations And Other Compound Stabilisers; For Rubber Or	67.857	2.524	77.708	57.608
	381300	Fire-extinguishers; Preparations And Charges And Charged Fire-extinguishing	60.101	26	450.968	74
	381400	Solvents And Thinners; Organic Composite Solvents And Thinners, N.e.c. Or	667.795	932.439	1.469.778	2.006.520

https://www.bps.go.id

Tabel 2. Ekspor Provinsi Asal Barang Dirinci Menurut Kode HS6 Digit, 2020—2021

Provinsi Asal	Kode HS 6	Deskripsi HS 6 Digit	Berat Bersih (Kg)		Nilai FOB (US$)	
			2020	2021	2020	2021
(1)	(2)	(3)	(4)	(5)	(6)	(7)
DKI Jakarta						
	381511	Catalysts, Supported; Reaction Initiators, Reaction Accelerators And Catalyti	1	30.900	1	18.538
	381512	Catalysts, Supported; Reaction Initiators, Reaction Accelerators And Catalyti	28.325	11.863	4.303.807	2.525.766
	381519	Catalysts, Supported; Reaction Initiators, Reaction Accelerators And Catalyti	106.501	9	50.597	12
	381590	Reaction Initiators, Reaction Accelerators And Catalytic Preparations, Unsup	13.149	14.017	550.846	61.248
	381600	Refractory Cements, Mortars, Concretes And Similar Compositions; Other Th	272.954	19.149	19.595	15.486
	381700	Mixed Alkylbenzenes And Mixed Alkylnaphthalenes, Other Than Those Of H	140.985	1.677.353	145.208	3.150.248
	381800	Chemical Elements; Doped For Use In Electronics, In The Form Of Discs, Waf	90	7	22.491	760
	381900	Hydraulic Fluids; For Brakes And Other Prepared Liquids For Hydraulic Trans	163.405	198.786	147.715	217.761
	382000	Anti-freezing Preparations And Prepared De-icing Fluids	363.439	760.538	351.626	786.712
	382100	Prepared Culture Media For The Development Or Maintenance Of Micro-org	184	143	26.918	35.511
	382311	Industrial Monocarboxylic Fatty Acids, Acid Oils From Refining; Stearic Acid	211.064.164	238.455.115	177.516.908	281.794.103
	382312	Industrial Monocarboxylic Fatty Acids, Acid Oils From Refining; Oleic Acid	12	255.140	3	435.842
	382313	Industrial Monocarboxylic Fatty Acids, Acid Oils From Refining; Tall Oil Fatty	197.601		152.154	
	382319	Industrial Monocarboxylic Fatty Acids; Acid Oils From Refining; (other Than S	59.946.468	115.077.686	39.292.111	120.167.613
	382370	Industrial Fatty Alcohols	162	389	89	2.614
	382410	Binders, Prepared; For Foundry Moulds Or Cores	1.595.544	1.621.224	1.646.696	1.944.729
	382440	Cements, Mortars Or Concretes; Their Prepared Additives	291.445	376.247	350.902	243.567
	382450	Mortars And Concretes; Non-refractory	24.718	16.921	20.080	45.919
	382460	Sorbitol; Other Than That Of Subheading No. 2905.44		82.502		70.401
	382491	Chemical Products, Mixtures And Preparations; Consisting Mainly Of (5-ethy	26.880	71.452	64.111	117.494
	382499	Chemical Products, Mixtures And Preparations; N.e.c. Heading 3824	3.887.731	21.305.485	5.841.706	28.730.311
	382530	Residual Products Of The Chemical Or Allied Industries, Not Elsewhere Speci	10.910	7.240	19.427	11.117
	382541	Residual Products Of The Chemical Or Allied Industries, Not Elsewhere Specified Or Included;		2		5
	382561	Residual Products Of The Chemical Or Allied Industries, Not Elsewhere Specified Or Included;		10		36
	382590	Residual Products Of The Chemical Or Allied Industries, Not Elsewhere Speci	142	50	1.460	630
	390110	Ethylene Polymers; In Primary Forms, Polyethylene Having A Specific Gravity	1.037.442	71.982	1.097.207	149.036
	390120	Ethylene Polymers; In Primary Forms, Polyethylene Having A Specific Gravity	327.804	56.921	216.288	119.901
	390130	Ethylene Polymers; In Primary Forms, Ethylene-vinyl Acetate Copolymers	674.356	615.056	1.124.205	1.213.920
	390140	Ethylene Polymers; In Primary Forms, Ethylene-alpha-olefin Copolymers, Having A Specific Gr		491.370		188.481
	390190	Ethylene Polymers; In Primary Forms, N.e.c. In Heading No. 3901	81.935	305.965	250.728	328.358
	390210	Propylene, Other Olefin Polymers; Polypropylene In Primary Forms	2.541.445	35.557	2.352.078	42.486
	390220	Propylene, Other Olefin Polymers; Polyisobutylene In Primary Forms		2.850		4.879
	390230	Propylene, Other Olefin Polymers; Propylene Copolymers In Primary Forms	28.489	2.455	45.954	4.513
	390290	Propylene, Other Olefin Polymers; N.e.c. In Heading No. 3902, In Primary Fo	308.057	121.914	399.303	189.001
	390311	Styrene Polymers; Expansible Polystyrene, In Primary Forms	58		281	
	390319	Styrene Polymers; (other Than Expansible Polystyrene), In Primary Forms	1.334.784	1.199.158	954.353	933.710
	390320	Styrene Polymers; Styrene-acrylonitrile (san) Copolymers, In Primary Forms		601		325
	390330	Styrene Polymers; Acrylonitrile-butadiene-styrene (abs) Copolymers, In Prim	2.046.749	1.746.237	1.580.915	1.325.579
	390390	Styrene Polymers; In Primary Forms, N.e.c. In Heading No. 3903	11.049.216	14.012.626	9.385.247	13.562.028
	390410	Vinyl Chloride, Other Halogenated Olefin Polymers; Poly(vinyl Chloride), Not	23	57.328	46	51.004
	390421	Vinyl Chloride, Other Halogenated Olefin Polymers; Non-plasticised Poly(vin	61	4	146	9
	390422	Vinyl Chloride, Other Halogenated Olefin Polymers; Plasticised Poly(vinyl Chl	49.099	29.012	74.418	30.183
	390430	Vinyl Chloride, Other Halogenated Olefin Polymers; Vinyl Chloride-vinyl Acet	3.050	2	10.225	5
	390440	Vinyl Chloride, Other Halogenated Olefin Polymers; Vinyl Chloride Copolymers, In Primary For		2.000		9.640
	390469	Halogenated Olefin Polymers; Fluoro-polymers (other Than Polytetrafluoroethylene), In Prima		401		9.899
	390490	Vinyl Chloride, Other Halogenated Olefin Polymers; N.e.c. In Heading No. 39	1.006.879	1.982	560.053	9.843
	390512	Poly(vinyl Acetate); In Aqueous Dispersion, In Primary Forms	294	68	18.573	5.892
	390519	Poly(vinyl Acetate); (other Than In Aqueous Dispersion), In Primary Forms	18	31	29	164
	390521	Vinyl Acetate Copolymers; In Aqueous Dispersion, In Primary Forms	45	1	125	700
	390529	Vinyl Acetate Copolymers; (other Than In Aqueous Dispersion), In Primary F	11	40	20	11
	390530	Poly(vinyl Alcohol); Whether Or Not Containing Unhydrolysed Acetate Grou	73	33	234	46
	390591	Vinyl Acetate, Vinyl Ester Polymers, Vinyl Polymers; N.e.c. In Heading No. 39	79	10	3.197	822
	390599	Vinyl Acetate, Vinyl Ester Polymers, Vinyl Polymers; N.e.c. In Heading No. 39	720.029	635.941	803.865	738.036
	390610	Acrylic Polymers; Poly(methyl Methacrylate), In Primary Forms	664.905	495.170	608.053	535.993
	390690	Acrylic Polymers; (other Than Polymethyl Methacrylate), In Primary Forms	31.769.002	37.165.318	29.675.116	43.723.715
	390710	Polyacetals; In Primary Forms	27.531	56	52.071	281
	390730	Epoxide Resins; In Primary Forms	58.145	25.111	188.249	176.307
	390740	Polycarbonates; In Primary Forms	34.891	268.864	124.955	210.339
	390750	Alkyd Resins; In Primary Forms	519.794	529.435	548.077	790.404
	390761	Poly(ethylene Terephthalate); In Primary Forms, Having A Viscosity Of 78ml/g Or Higher		1.200		1.716

https://jakarta.bps.go.id

Tabel 2. Ekspor Provinsi Asal Barang Dirinci Menurut Kode HS6 Digit, 2020—2021

Provinsi Asal	Kode HS 6	Deskripsi HS 6 Digit	Berat Bersih (Kg)		Nilai FOB (US$)	
			2020	2021	2020	2021
(1)	(2)	(3)	(4)	(5)	(6)	(7)
DKI Jakarta						
	390769	Poly(ethylene Terephthalate); In Primary Forms, Having A Viscosity Of Less T	2.401.403	1.993.252	1.342.285	814.397
	390770	Poly(lactic Acid); In Primary Forms		16.500		25.339
	390791	Polyesters; N.e.c. In Heading No. 3907, Unsaturated, In Primary Forms	21.752	22.019	70.334	79.745
	390799	Polyesters; N.e.c. In Heading No. 3907, Saturated, In Primary Forms	197.371	568.436	636.586	767.100
	390810	Polyamides; Polyamide-6, -11, -12, -6,6, -6,9, -6,10 Or -6,12, In Primary Form	843.440	1.295.428	956.985	1.280.373
	390890	Polyamides; N.e.c. In Heading No. 3908, In Primary Forms	386.337	444.558	426.373	476.404
	390910	Amino-resins; Urea And Thiourea Resins, In Primary Forms	7	21.005	6	109.556
	390920	Amino-resins; Melamine Resins, In Primary Forms	4.842		11.698	
	390931	Amino-resins; N.e.c. In Heading No. 3909, In Primary Forms, Poly(methylene	135.800	93.650	156.058	204.063
	390939	Amino-resins; N.e.c. In Heading No. 3909, In Primary Forms, Other Than Pol	158	62	453	271
	390940	Phenolic Resins; In Primary Forms	1.221	4.478	25.075	20.681
	390950	Polyurethanes; In Primary Forms	529.463	395.375	1.325.411	944.596
	391000	Silicones; In Primary Forms	506.437	549.999	1.374.787	1.131.311
	391110	Petroleum Resins, Coumarone, Indene Or Coumarone-indene Resins And Po	2.390	3.501	17.261	6.514
	391190	Polysulphides, Polysulphones And Similar Products Of Chemical Synthesis N.	358.818	364.079	463.041	465.576
	391211	Cellulose Acetates; Non-plasticised, In Primary Forms	1	1	4	1
	391212	Cellulose Acetates; Plasticised, In Primary Forms	1.517	24.728	34.653	544.822
	391220	Cellulose Nitrates (including Collodions); In Primary Forms	703.635	693.718	1.482.959	1.512.058
	391231	Cellulose Ethers; Carboxymethylcellulose And Its Salts, In Primary Forms	113.296	118.927	413.178	465.065
	391239	Cellulose Ethers; (other Than Carboxymethylcellulose And Its Salts), In Prima	12.853	5.683	120.465	144.614
	391290	Cellulose And Its Chemical Derivatives; N.e.c. In Item No. 3912, In Primary Fo	14.398	31.489	126.453	206.153
	391310	Polymers, Natural; Alginic Acid, Its Salts And Esters, In Primary Forms	4.061	913	20.152	21.191
	391390	Polymers, Natural And Modified Natural; In Primary Forms (excluding Alginic	40.778	37.763	188.761	229.099
	391400	Ion-exchangers; Based On Polymers Of Heading No. 3901 To 3913, In Primary Forms		12.000		115.500
	391510	Ethylene Polymers; Waste, Parings And Scrap	53.510	357.497	9.664	82.100
	391530	Vinyl Chloride Polymers; Waste, Parings And Scrap		13.416		6.391
	391590	Plastics N.e.c. In Heading No. 3915; Waste, Parings And Scrap	2.884.819	4.382.298	1.641.662	2.527.209
	391610	Ethylene Polymers; Monofilament, Of Which Any Cross-sectional Dimension Exceeds 1mm, Ro		39.432		109.865
	391620	Vinyl Chloride Polymers; Monofilament, Of Which Any Cross-sectional Dimension Exceeds 1m		4.128		6.182
	391690	Plastics; Monofilament, Of Plastics N.e.c. In Heading No. 3916, Cross-section	2.112	14.907	8.902	47.114
	391710	Plastics; Artificial Guts (sausage Casings) Of Hardened Protein Or Of Cellulosi	8.832	17.120	22.462	31.716
	391721	Plastics; Tubes, Pipes And Hoses Thereof, Rigid, Of Polymers Of Ethylene	860	2.021	6.484	20.278
	391722	Plastics; Tubes, Pipes And Hoses Thereof, Rigid, Of Polymers Of Propylene		3.860		14.555
	391723	Plastics; Tubes, Pipes And Hoses Thereof, Rigid, Of Polymers Of Vinyl Chloric	152.127	93.164	528.296	327.593
	391729	Plastics; Tubes, Pipes And Hoses Thereof, Rigid, Of Plastics N.e.c. In Heading	505.447	616.594	204.240	480.073
	391731	Plastics; Tubes, Pipes And Hoses Thereof, Flexible, Having A Minimum Burst	894	2.842	59.322	194.735
	391732	Plastics; Tubes, Pipes And Hoses Thereof, Other Than Those Of Item No. 391	40.147	53.964	848.060	1.078.288
	391733	Plastics; Tubes, Pipes And Hoses Thereof, Other Than Those Of Item No. 391	17	121	580	1.822
	391739	Plastics; Tubes, Pipes And Hoses Thereof, N.e.c. In Item No. 3917.30	1.768	24.110	38.577	64.486
	391740	Plastics; Tube, Pipe And Hose Fittings (e.g. Joints, Elbows, Flanges)	68.588	52.295	1.108.448	979.328
	391810	Floor, Wall Or Ceiling Coverings; Of Polymers Of Vinyl Chloride, Whether Or	59.842	155.518	78.904	228.822
	391890	Floor, Wall Or Ceiling Coverings; Of Plastics (excluding Polymers Of Vinyl Chl	142.912	23.349	377.664	12.496
	391910	Plastics; Plates, Sheets, Film, Foil, Tape, Strip, Other Flat Shapes Thereof, Sel	1.061.081	1.206.629	671.820	699.852
	391990	Plastics; Plates, Sheets, Film, Foil, Tape, Strip, Other Flat Shapes Thereof, Sel	49.671	49.497	915.719	2.533.078
	392010	Plastics; Plates, Sheets, Film, Foil And Strip (not Self-adhesive), Of Polymers	81.023	174.499	671.080	921.082
	392020	Plastics; Of Polymers Of Propylene, Plates, Sheets, Film, Foil And Strip (not S	107.947	22.366	467.560	278.485
	392030	Plastics; Of Polymers Of Styrene, Plates, Sheets, Film, Foil And Strip (not Self	4.750	26	16.063	98
	392043	Plastics; Polymers Of Vinyl Chloride, Containing By Weight Not Less Than 6%	133.621	166.328	480.701	710.551
	392049	Plastics; Polymers Of Vinyl Chloride, Containing By Weight, Less Than 6% Of	30.029	21.551	97.940	77.865
	392051	Plastics; Of Acrylic Polymers, Polymethyl Methacrylate, Plates, Sheets, Film,	26.644	78.795	16.361	32.894
	392059	Plastics; Of Acrylic Polymers (excluding Polymethyl Methacrylate), Plates, Sh	22		949	
	392061	Plastics; Plates, Sheets, Film, Foil And Strip (not Self-adhesive), Of Polycarbo	51	12.175	239	10.271
	392062	Plastics; Plates, Sheets, Film, Foil And Strip (not Self-adhesive), Of Poly(ethyl	148.186	53.230	953.727	426.691
	392069	Plastics; Plates, Sheets, Film, Foil And Strip (not Self-adhesive), Of Polyesters	150	625	381	1.958
	392071	Plastics; Plates, Sheets, Film, Foil And Strip (not Self-adhesive), Of Regenerat	57	5	224	3
	392079	Plastics; Plates, Sheets, Film, Foil And Strip (not Self-adhesive), Of Cellulose I	1	60	20	120
	392091	Plastics; Plates, Sheets, Film, Foil And Strip (not Self-adhesive), Of Poly(vinyl	3.146	3.096	14.362	7.363
	392092	Plastics; Plates, Sheets, Film, Foil And Strip (not Self-adhesive), Of Polyamide	13.134	175	30.246	18
	392094	Plastics; Plates, Sheets, Film, Foil And Strip (not Self-adhesive), Of Phenolic R	37.365		103.812	
	392099	Plastics; Plates, Sheets, Film, Foil And Strip (not Self-adhesive), Of Plastics N.	2.032	6.850	32.991	25.645

https://www.bps.go.id

Tabel 2. Ekspor Provinsi Asal Barang Dirinci Menurut Kode HS6 Digit, 2020—2021

Provinsi Asal	Kode HS 6	Deskripsi HS 6 Digit	Berat Bersih (Kg)		Nilai FOB (US$)	
			2020	2021	2020	2021
(1)	(2)	(3)	(4)	(5)	(6)	(7)
DKI Jakarta						
	392111	Plastics; Plates, Sheets, Film, Foil And Strip, Of Polymers Of Styrene, Cellular	22	567	2.441	7.670
	392112	Plastics; Plates, Sheets, Film, Foil And Strip, Of Polymers Of Vinyl Chloride, C	42.801	43.115	204.874	210.513
	392113	Plastics; Plates, Sheets, Film, Foil And Strip, Of Polyurethanes, Cellular	35.957	335	135.154	9.412
	392114	Plastics; Plates, Sheets, Film, Foil And Strip, Of Regenerated Cellulose, Cellular		1		2
	392119	Plastics; Plates, Sheets, Film, Foil And Strip, Of Plastics N.e.c. In Heading No.	35.399	81.097	134.635	382.601
	392190	Plastics; Plates, Sheets, Film, Foil And Strip, Other Than Cellular	252.036	348.142	789.379	818.624
	392210	Plastics; Baths, Shower-baths, Sinks And Wash-basins	3.959	6.905	29.165	44.373
	392220	Plastics; Lavatory Seats And Covers	59	595	2.024	3.684
	392290	Plastics; Bidets, Lavatory Pans, Flushing Cisterns And Similar Sanitary Ware N	432	11.836	1.928	58.850
	392310	Plastics; Boxes, Cases, Crates And Similar Articles For The Conveyance Or Pa	64.425	98.498	346.003	913.196
	392321	Ethylene Polymers; Sacks And Bags (including Cones), For The Conveyance C	277.540	237.013	1.209.713	1.371.336
	392329	Plastics; Sacks And Bags (including Cones), For The Conveyance Or Packing C	856.536	1.961.745	2.032.794	5.755.495
	392330	Plastics; Carboys, Bottles, Flasks And Similar Articles, For The Conveyance Or	315.663	246.133	954.386	1.330.120
	392340	Plastics; Spools, Cops, Bobbins And Similar Supports, For The Conveyance Or	56.555	55.764	179.793	32.557
	392350	Plastics; Stoppers, Lids, Caps And Other Closures, For The Conveyance Or Pa	71.309	45.804	560.291	360.569
	392390	Plastics; Articles For The Conveyance Or Packing Of Goods N.e.c. In Heading	1.722.329	1.123.678	23.461.037	15.371.902
	392410	Plastics; Tableware And Kitchenware	856.788	713.919	3.687.260	2.938.125
	392490	Plastics; Household Articles And Hygienic Or Toilet Articles	426.099	350.192	1.135.227	1.365.329
	392510	Plastics; Builders' Ware, Reservoirs, Tanks, Vats And Similar Containers Of A	149.775	169.588	732.607	1.125.830
	392520	Plastics; Builders' Ware, Doors, Windows And Their Frames And Thresholds	179.999	166.931	224.260	234.988
	392530	Plastics; Builders' Ware, Shutters, Blinds (including Venetian Blinds) And Sim	84	615	1.225	8.613
	392590	Plastics; Builders' Ware, N.e.c. Or Included In Heading No. 3925	106.909	65.387	262.833	145.587
	392610	Plastics; Office Or School Supplies	50.636	10.349	94.060	68.931
	392620	Plastics; Articles Of Apparel And Clothing Accessories (including Gloves, Mitt	58.497	56.480	921.165	471.131
	392630	Plastics; Fittings For Furniture, Coachwork Or The Like	14.720	51.204	115.388	278.445
	392640	Plastics; Statuettes And Other Ornamental Articles	6.841	19.093	89.615	132.132
	392690	Plastics; Other Articles N.e.c. In Chapter 39	501.712	724.855	6.780.820	4.226.127
	400110	Rubber; Natural Rubber Latex, Whether Or Not Pre-vulcanised, In Primary Fo	337	50	1.323	784
	400121	Rubber; Natural (excluding Latex), In Smoked Sheets	38.648	98.864	65.433	218.332
	400122	Rubber; Technically Specified Natural Rubber (tsnr), In Primary Forms Or In I	201.622	20.215	230.995	30.806
	400129	Rubber; Natural (excluding Latex, Technically Specified Natural Rubber And Smoked Sheets), I		2		27
	400130	Balata, Gutta-percha, Guayule, Chicle And Similar Natural Gums; In Primary	4	115	901	27.042
	400211	Rubber; Synthetic, Styrene-butadiene Rubber (sbr) And Carboxylated Styren	2.004.954	3.169.563	2.051.743	3.514.732
	400219	Rubber; Synthetic, Styrene-butadiene Rubber (sbr) And Carboxylated Styren	27.257.034	631.486	51.315.217	1.365.838
	400220	Rubber; Synthetic, Butadiene Rubber (br), In Primary Forms Or In Plates, She	2.951.620	147.391	5.295.039	204.242
	400231	Rubber; Synthetic, Isobutene-isoprene (butyl) Rubber (iir), In Primary Forms Or In Plates, Shee		29		9
	400239	Rubber; Synthetic, Halo-isobutene-isoprene Rubber (ciir Or Biir), In Primary Forms Or In Plates		1.227		3.804
	400241	Rubber; Synthetic, Chloroprene (chlorobutadiene) Rubber (cr), Latex, In Prin	1	2	2	74
	400249	Rubber; Synthetic, Chloroprene (chlorobutadiene) Rubber (cr), (other Than L	20.748		84.072	
	400251	Rubber; Synthetic, Acrylonitrile-butadiene Rubber (nbr), Latex, In Primary Fo	1		2	
	400259	Rubber; Synthetic, Acrylonitrile-butadiene Rubber (nbr), (other Than Latex),	1.820	30.750	9.513	82.437
	400270	Rubber; Synthetic, Ethylene-propylene-non-conjugated Diene Rubber (epdm	49.700	9.265	70.728	46.742
	400280	Rubber; Mixtures Of Natural And Synthetic Rubbers Of Heading No. 4001 Ar	628		2.296	
	400291	Rubber; Synthetic, N.e.c. In Heading 4002, Latex, In Primary Forms Or In Plates, Sheets Or Stri		1		2
	400299	Rubber; Synthetic, N.e.c. In Heading 4002, (other Than Latex), In Primary Fo	39	22.702	263	54.666
	400300	Rubber; Reclaimed Rubber, In Primary Forms Or In Plates, Sheets Or Strip	776.301	1.720.466	438.474	910.594
	400400	Rubber; Waste, Parings And Scrap Of Rubber (other Than Hard Rubber) And	40.634	90	7.352	162
	400510	Rubber; Unvulcanised, Compounded With Carbon Black Or Silica, In Primary	1.756	1.041	17.546	8.651
	400520	Rubber; Unvulcanised, Compounded, Solutions And Dispersions Other Than Those Of Item No		2		2.603
	400591	Rubber; Unvulcanised, (compounded Other Than With Carbon Black Or Silica	4.638	14.362	23.793	374.081
	400599	Rubber; Unvulcanised, (compounded Other Than With Carbon Black Or Silica	1.495	574	1.540	6.181
	400610	Rubber; Unvulcanised, Camel-back Strips For Retreading Rubber Tyres		149		347
	400690	Rubber; Unvulcanised, Other Than Camel Back Strips For Retreading Rubber	511	427	1.989	7.170
	400700	Rubber; Vulcanised, Thread And Cord	77.256	72.856	210.234	259.348
	400811	Rubber; Vulcanised (other Than Hard Rubber), In Plates, Sheets And Strip Of	1	23	2	745
	400819	Rubber; Vulcanised (other Than Hard Rubber), Cellular Rubber, (other Than	71		4.633	
	400821	Rubber; Vulcanised (other Than Hard Rubber), In Plates, Sheets And Strip, O	53	864	1.523	29.759
	400829	Rubber; Vulcanised (other Than Hard Rubber), Non-cellular Rubber, In Form	87	2.795	10.665	97.673
	400911	Rubber; Vulcanised (other Than Hard Rubber), Tubing, Piping And Hoses, No	10.148	14.185	219.321	242.660
	400912	Rubber; Vulcanised (other Than Hard Rubber), Tubing, Piping And Hoses, No	597	704	11.471	16.926

https://www.bps.go.id

Tabel 2. Ekspor Provinsi Asal Barang Dirinci Menurut Kode HS6 Digit, 2020—2021

Provinsi Asal	Kode HS 6	Deskripsi HS 6 Digit	Berat Bersih (Kg)		Nilai FOB (US$)	
			2020	2021	2020	2021
(1)	(2)	(3)	(4)	(5)	(6)	(7)
DKI Jakarta						
	400921	Rubber; Vulcanised (other Than Hard Rubber), Tubing, Piping And Hoses, Re	69	1.237	76.031	5.206
	400922	Rubber; Vulcanised (other Than Hard Rubber), Tubing, Piping And Hoses, Re	1.033	623	42.718	27.601
	400931	Rubber; Vulcanised (other Than Hard Rubber), Tubing, Piping And Hoses, Re	60.941	81.700	758.901	1.073.375
	400932	Rubber; Vulcanised (other Than Hard Rubber), Tubing, Piping And Hoses, Re	1.353	1.654	43.695	53.586
	400941	Rubber; Vulcanised (other Than Hard Rubber), Tubing, Piping And Hoses, Re	143.796	94.991	414.415	444.361
	400942	Rubber; Vulcanised (other Than Hard Rubber), Tubing, Piping And Hoses, Re	71.845	88.238	923.538	1.065.782
	401011	Rubber; Vulcanised, Conveyor Belts Or Belting, Reinforced Only With Metal		5		5
	401012	Rubber; Vulcanised, Conveyor Belts Or Belting, Reinforced Only With Textile	7.160		7.331	
	401019	Rubber; Vulcanised, Conveyor Belts Or Belting, (reinforced With Other Than	3.356	740	10.106	19.060
	401031	Rubber; Vulcanised, Endless Transmission Belts Of Trapezoidal Cross-section	24.146	36.953	399.879	648.424
	401032	Rubber; Vulcanised, Endless Transmission Belts Of Trapezoidal Cross-section	2	12	187	491
	401033	Rubber; Vulcanised, Endless Transmission Belts Of Trapezoidal Cross-section	18	20	365	309
	401034	Rubber; Vulcanised, Endless Transmission Belts Of Trapezoidal Cross-section	1.935	1	16.202	1
	401035	Rubber; Vulcanised, Endless Synchronous Belts, Of An Outside Circumference Exceeding 60 C		0		70
	401039	Rubber; Vulcanised, Conveyor Or Transmission Belts Or Belting, N.e.c. In Hea	3.155	3.052	40.362	64.095
	401110	Rubber; New Pneumatic Tyres, Of A Kind Used On Motor Cars (including Sta	2.380.406	1.688.545	10.963.869	7.355.656
	401120	Rubber; New Pneumatic Tyres, Of A Kind Used On Buses Or Lorries	44.101	248.664	64.314	501.912
	401130	Rubber; New Pneumatic Tyres, Of A Kind Used On Aircraft	840	3.702	12.300	6.280
	401140	Rubber; New Pneumatic Tyres, Of A Kind Used On Motorcycles	916.135	1.055.658	4.151.777	4.564.548
	401150	Rubber; New Pneumatic Tyres, Of A Kind Used On Bicycles	14.865	3.176	33.830	16.269
	401170	Rubber; New Pneumatic Tyres, Of A Kind Used On Agricultural Or Forestry V	7.530	360	33.703	1.497
	401180	Rubber; New Pneumatic Tyres, Of A Kind Used On Construction, Mining Or I	4.380	1.479	15.536	134.639
	401190	Rubber; New Pneumatic Tyres, Of A Kind Used On Light Commercial Vehicle	11.090	84	24.318	891
	401212	Retreaded Tyres; Of A Kind Used On Motor Buses Or Lorries	462	370	2.147	2.116
	401213	Retreaded Tyres; Of A Kind Used On Aircraft	28.148	376.797	10.962	136.554
	401219	Retreaded Tyres; Other Than Of A Kind Used On Motor Cars (including Static	108	31	382	182
	401220	Rubber; Used Pneumatic Tyres	22.073	840	95.360	40.010
	401290	Rubber; Tyres N.e.c. In Heading No. 4012	175.728	14.002	724.096	57.267
	401310	Rubber; Inner Tubes, Of A Kind Used On Motorcars (including Station Wagon	11.269	3.599	9.707	9.488
	401320	Rubber; Inner Tubes, Of A Kind Used On Bicycles	140	18.285	631	237.007
	401390	Rubber; Inner Tubes, N.e.c. In Heading No. 4013	18	205	70	1.572
	401410	Rubber; Vulcanised (other Than Hard Rubber), Sheath Contraceptives	1.726	1.237	114.604	90.626
	401490	Rubber; Vulcanised (other Than Hard Rubber), Hygienic Or Pharmaceutical A	401	738	5.524	16.595
	401519	Rubber; Vulcanised (other Than Hard Rubber), Gloves, Mittens And Mitts Ot	41.697	30.112	593.905	808.899
	401590	Rubber; Vulcanised (other Than Hard Rubber), Articles Of Apparel And Cloth	18.479	20.385	131.284	118.749
	401610	Rubber; Vulcanised (other Than Hard Rubber), Moulded Rubber Mats And M	1.438	25.837	142.179	1.040.993
	401691	Rubber; Vulcanised (other Than Hard Rubber), Floor Coverings And Mats, Of	60.259	46.263	389.277	288.319
	401692	Rubber; Vulcanised (other Than Hard Rubber), Erasers, Of Non-cellular Rubb	1.014	72	11.750	3.818
	401693	Rubber; Vulcanised (other Than Hard Rubber), Gaskets, Washers And Other	43.296	36.201	2.154.636	2.722.930
	401694	Rubber; Vulcanised (other Than Hard Rubber), Boat Or Dock Fenders, Whether Or Not Inflatal		40.000		45.000
	401695	Rubber; Vulcanised (other Than Hard Rubber), Inflatable Articles (other Thar	2.199	3.551	23.136	24.473
	401699	Rubber; Vulcanised (other Than Hard Rubber), Articles N.e.c. In Heading No.	1.724.715	2.587.107	22.156.711	33.622.397
	401700	Rubber; Ebonite And Other Hard Rubbers In All Forms, Including Waste And	3.246	5.094	203.073	188.212
	410190	Hides And Skins; Other Than Whole, But Including Butts, Bends And Bellies,	0		1	
	410390	Hides And Skins; Raw, Of Animals N.e.c. In This Chapter, Fresh, Salted, Dried	52	819	520	9.087
	410411	Tanned Or Crust Hides And Skins; Without Hair On, Bovine Or Equine, In The	2		3	
	410419	Tanned Or Crust Hides And Skins; Bovine Or Equine, Without Hair On, In The	33		3.905	
	410621	Tanned Or Crust Hides And Skins; Of Goats Or Kids, Without Wool Or Hair O	1		1	
	410640	Tanned Or Crust Hides And Skins; Of Reptiles, Whether Or Not Split, But Not	12.352	13.861	1.487.361	2.399.535
	410711	Leather; Further Prepared After Tanning Or Crusting, Including Parchment-d	5	122	862	4.251
	410719	Leather; Further Prepared After Tanning Or Crusting, Including Parchment-d	1	204	6	5.123
	410799	Leather; Further Prepared After Tanning Or Crusting, Incl. Parchment-dresse	2.006	5.378	36.602	252.831
	411200	Leather; Further Prepared After Tanning Or Crusting, Including Parchment D	580	57.504	19.984	74.022
	411310	Leather; Further Prepared After Tanning Or Crusting, Including Parchment-d	2.747	5.855	90.072	246.956
	411320	Leather; Further Prepared After Tanning Or Crusting, Including Parchment-d	150		2.325	
	411330	Leather; Further Prepared After Tanning Or Crusting, Including Parchment-dressed Leather, O		219		8.780
	411390	Leather; Further Prepared After Tanning Or Crusting, Including Parchment-d	111	582	171	5.317
	411420	Leather; Patent Leather And Laminated Patent Leather; Metallised Leather	16	8	205	41
	411510	Leather; Composition Leather With A Basis Of Leather Or Leather Fibre, In Sl	16.142	61.951	539.855	3.728.229
	411520	Leather; Parings And Other Waste, Of Leather Or Composition Leather; Not	11.748	13.058	430.087	403.709

https://www.bps.go.id

Tabel 2. Ekspor Provinsi Asal Barang Dirinci Menurut Kode HS6 Digit, 2020—2021

Provinsi Asal	Kode HS 6	Deskripsi HS 6 Digit	Berat Bersih (Kg)		Nilai FOB (US$)	
			2020	2021	2020	2021
(1)	(2)	(3)	(4)	(5)	(6)	(7)
DKI Jakarta						
	420100	Saddlery And Harness; For Any Animal (including Traces, Leads, Knee Pads, M	372	2.314	5.424	85.963
	420211	Cases And Containers; Trunks, Suit-cases, Vanity-cases, Executive-cases, Brie	24.358	44.602	417.074	926.429
	420212	Cases And Containers; Trunks, Suit-cases, Vanity-cases, Executive-cases, Brie	304.224	355.376	1.731.961	4.562.129
	420219	Cases And Containers; Trunks, Suit-cases, Vanity-cases, Executive-cases, Brie	137.639	140.479	4.601.464	500.168
	420221	Cases And Containers; Handbags (whether Or Not With Shoulder Strap And	11.696	17.177	4.511.553	5.154.096
	420222	Cases And Containers; Handbags (whether Or Not With Shoulder Strap And	31.468	766.856	717.733	981.531
	420229	Cases And Containers; Handbags (whether Or Not With Shoulder Strap And	62.079	64.530	1.158.918	1.641.995
	420231	Cases And Containers; Of A Kind Normally Carried In The Pocket Or In The H	5.561	18.831	284.916	677.272
	420232	Cases And Containers; Of A Kind Normally Carried In The Pocket Or In The H	1.121	756	63.214	15.012
	420239	Cases And Containers; Of A Kind Normally Carried In The Pocket Or In The H	2.847	1.246	30.377	27.776
	420291	Cases And Containers; N.e.c. In Heading 4202, With Outer Surface Of Leathe	2.760	9.793	394.804	234.142
	420292	Cases And Containers; N.e.c. In Heading 4202, With Outer Surface Of Sheeti	22.467	63.725	1.143.822	5.095.512
	420299	Cases And Containers; N.e.c. In Heading 4202, Of Vulcanised Fibre Or Of Pap	9.927	19.995	172.602	491.803
	420310	Apparel; Articles Of Apparel, Of Leather Or Of Composition Leather	65.075	82.392	745.737	982.664
	420321	Clothing Accessories; Gloves, Mittens And Mitts, Specially Designed For Use	50.528	61.556	3.817.812	5.041.921
	420329	Clothing Accessories; Gloves, Mittens And Mitts, N.e.c. In Heading No. 4203,	1.523	33.768	23.355	1.222.828
	420330	Clothing Accessories; Belts And Bandoliers, Of Leather Or Of Composition Le	5.447	5.263	143.141	175.439
	420340	Clothing Accessories; Of Leather Or Of Composition Leather, N.e.c. In Headir	2.834	3.759	4.002	139.839
	420500	Leather Articles; N.e.c. In Chapter 42, Of Leather Or Composition Leather	550	5.072	11.228	106.909
	430310	Furskin Articles; Apparel And Clothing Accessories	7.162		9.311	
	430390	Furskin Articles; Other Than Apparel And Clothing Accessories		8		21.337
	430400	Fur, Artificial; Articles Thereof	799	428	2.420	4.827
	440111	Wood; For Fuel, In Logs, In Billets, In Twigs, In Faggots Or Similar Forms, Wh	1		2	
	440112	Wood; For Fuel, In Logs, In Billets, In Twigs, In Faggots Or Similar Forms, Wh	76.800	25	26.880	31
	440122	Wood; For Fuel, In Chips Or Particles, Non-coniferous, Whether Or Not Aggl	1		5	
	440131	Wood; For Fuel, Sawdust And Wood Waste And Scrap, Agglomerated In Log	279	471	907	535
	440139	Wood; For Fuel, Sawdust And Wood Waste And Scrap, Agglomerated In Log	18	38	129	80
	440210	Wood; Charcoal Of Bamboo (including Shell Or Nut Charcoal), Whether Or N	81.967	9	12.295	35
	440290	Wood; Charcoal Of Wood Other Than Bamboo (including Shell Or Nut Charc	11.950.680	15.774.449	9.327.253	15.718.804
	440349	Wood, Tropical; Other Than Dark Red Meranti, Light Red Meranti And Merai	21.347	40.390	272.982	640.580
	440420	Wood; Non-coniferous, Split Poles, Piles, Pickets, Stakes, Pointed But Not Sawn Lengthwise; S		199		97
	440500	Wood; Wood Wool And Wood Flour	88.501	43.504	72.672	42.545
	440711	Wood; Coniferous Species, Of Pine (pinus Spp.), Sawn Or Chipped Lengthwis	9.339	31.479	11.023	48.041
	440721	Wood, Tropical; As Specified In Subheading Note 2 To This Chapter, Mahoga	13.997	95.860	15.937	119.928
	440725	Wood, Tropical; Dark Red Meranti, Light Red Meranti And Meranti Bakau, Sawn Or Chipped L		15.490		27.106
	440729	Wood, Tropical, N.e.c. In Item No. 4407.2, Sawn Or Chipped Lengthwise, Slic	13.038	61.110	119.400	96.994
	440793	Wood; Maple (acer Spp.), Sawn Or Chipped Lengthwise, Sliced Or Peeled, Whether Or Not Pla		4.009		16.618
	440810	Wood; Coniferous, Sheets For Veneering (including Those Obtained By Slicin	1		49	
	440831	Wood, Tropical; As Specified In Subheading Note 2 To This Chapter, Dark Re	9.480		11.790	
	440839	Wood, Of Tropical Wood; As In Subheading Note 2 To This Chapter, N.e.c. In	60.480	375.395	84.871	497.207
	440890	Wood; N.e.c. In Heading No. 4408, Sheets For Veneer Or Plywood, Other W	16	6.128	50	2.448
	440910	Wood; Coniferous (including Unassembled Strips And Friezes For Parquet Flooring), Continuo		1.075.562		1.060.654
	440921	Wood; Bamboo (including Unassembled Strips And Friezes For Parquet Floo	2		30	
	440922	Wood; Tropical (including Unassembled Strips And Friezes For Parquet Floor	145.608	847.104	156.978	598.358
	440929	Wood; Non-coniferous, Other Than Bamboo Or Tropical Wood, (including U	314.984	222.970	731.652	793.139
	441011	Particle Board Of Wood, Whether Or Not Agglomerated With Resins Or Othe	456	4.445	1.034	4.351
	441112	Medium Density Fibreboard (mdf), Of A Thickness Not Exceeding 5 Mm	8.100.623	20.664.238	1.821.670	6.932.167
	441113	Medium Density Fibreboard (mdf), Of A Thickness Exceeding 5 Mm But Not Exceeding 9 Mm		6.244		1.485
	441210	Plywood, Veneered Panels And Similar Laminated Wood; Of Bamboo	3	127	75	186
	441231	Plywood; Consisting Only Of Sheets Of Wood (not Bamboo), Each Ply 6mm C	12.599.299	20.254.710	11.680.478	20.450.736
	441233	Plywood; With Sheets Of Wood Only; Not Bamboo; Each Ply 6mm Or Less, W	5.467.478	10.511.530	5.379.175	10.506.336
	441239	Plywood; Consisting Only Of Sheets Of Wood (not Bamboo), Each Ply 6mm Or Thinner, With E		40.600		43.364
	441299	Plywood, Veneered Panels And Similar Laminated Wood (other Than Blockb	35		172	
	441300	Wood; Densified Wood, In Blocks, Plates, Strips Or Profile Shapes		6		436
	441510	Wood; Cases, Boxes, Crates, Drums, Similar Packings And Cable-drums	9.802	22	4.190	67
	441520	Wood; Pallets, Box Pallets And Other Load Boards; Pallet Collars	6.770	58.798	10.468	37.900
	441700	Wood; Tools, Tool Bodies, Tool Handles, Broom Or Brush Bodies And Handle	109.809	108.701	260.027	256.828
	441850	Wood; Shingles And Shakes		16.720		13.332
	441873	Wood; Assembled Flooring Panels, Of Bamboo Or With At Least The Top Layer (wear Layer) O		34		998
	441875	Wood; Assembled Flooring Panels, Not Of Bamboo Or With At Least The Top	2.512	1.027	5.969	1.970

https://jakarta.bps.go.id

Tabel 2. Ekspor Provinsi Asal Barang Dirinci Menurut Kode HS6 Digit, 2020—2021

Provinsi Asal	Kode HS 6	Deskripsi HS 6 Digit	Berat Bersih (Kg)		Nilai FOB (US$)	
			2020	2021	2020	2021
(1)	(2)	(3)	(4)	(5)	(6)	(7)
DKI Jakarta						
	441879	Wood; Assembled Flooring Panels, N.e.c In Headings 4418.73, 4418.74 Or 4	68	6.549	32	2.713
	441891	Wood; Builders' Joinery And Carpentry Of Wood N.e.c. In Heading No. 4418, Of Bamboo		14		283
	441899	Wood; Builders' Joinery And Carpentry Of Wood N.e.c. In Heading No. 4418, Other Than Of Ba		428.252		542.403
	441911	Tableware And Kitchenware, Of Wood; Of Bamboo, Bread Boards, Chopping	7.467	374	12.824	1.817
	441912	Tableware And Kitchenware, Of Wood; Of Bamboo, Chopsticks	10	149	383	312
	441919	Tableware And Kitchenware, Of Wood; Of Bamboo, N.e.c. In Heading 4419	1.596	1.322	27.345	9.824
	441990	Tableware And Kitchenware, Of Wood; Not Of Bamboo	8.278	3.069	17.517	12.914
	442090	Wood; Marquetry And Inlaid Wood, Caskets And Cases For Jewellery Or Cutl	71.451	8.817	173.343	244.157
	442110	Wood; Clothes Hangers	18.583	18.331	120.370	121.223
	442191	Wood; Of Bamboo, Articles N.e.c. In Heading No. 4414 To 4420 (excluding C	1.488	9.538	19.229	24.685
	442199	Wood; Not Of Bamboo, Articles N.e.c. In Heading No. 4414 To 4420 (excludi	7.944.980	6.650.271	4.652.226	4.385.184
	450390	Cork; Articles Of Natural Cork Other Than Corks And Stoppers	1.800	22	34.431	85
	450490	Cork; Articles Of Agglomerated Cork (with Or Without A Binding Substance),	176	3	11.912	36
	460121	Plaiting Materials, Plaits And Similar Products Of Plaiting Materials; Mats, M	909	529	8.438	2.427
	460122	Plaiting Materials, Plaits And Similar Products Of Plaiting Materials; Mats, M	18.989	40.694	526.485	445.761
	460129	Plaiting Materials, Plaits And Similar Products Of Plaiting Materials; Mats, M	716	3.345	21.546	51.374
	460192	Plaiting Materials, Plaits And Similar Products Of Plaiting Materials; (not Mat	89	692	4.980	3.792
	460193	Plaiting Materials, Plaits And Similar Products Of Plaiting Materials; (not Mat	1.634	42.126	55.298	124.904
	460194	Plaiting Materials, Plaits And Similar Products Of Plaiting Materials; (not Mat	3.182	4.777	309.937	424.584
	460199	Plaiting Materials, Plaits And Similar Products Of Plaiting Materials; Products	4.307	974	23.339	18.012
	460211	Basketwork, Wickerwork And Other Articles; Of Bamboo, Made Directly To S	231.127	165.409	1.338.203	852.292
	460212	Basketwork, Wickerwork And Other Articles; Of Rattan, Made Directly To Sh	30.482	135.192	269.764	656.223
	460219	Basketwork, Wickerwork And Other Articles; Of Vegetable Materials (not Ba	198.322	253.722	2.391.733	3.108.689
	460290	Basketwork, Wickerwork And Other Articles; Of Non-vegetable Materials, M	1.504	6.772	22.746	43.704
	470200	Wood Pulp; Chemical Wood Pulp, Dissolving Grades		1		0
	470329	Wood Pulp; Chemical Wood Pulp, Soda Or Sulphate, (other Than Dissolving	21	31	11	15
	470419	Wood Pulp; Chemical Wood Pulp, Sulphite, (other Than Dissolving Grades), Unbleached, Of N		1		2
	470620	Pulp; Of Fibres Derived From Recovered (waste And Scrap) Paper Or Paperb	8.909.559	13.819	1.499.114	4.095
	470630	Pulp; Of Bamboo	5.823		2.046	
	470691	Pulp; Of Fibrous Cellulosic Material, Other Than Of Bamboo Or Fibres Derived From Recovere		10.000		27.600
	470692	Pulp; Of Fibrous Cellulosic Material, Other Than Of Bamboo Or Fibres Derive	14		4	
	470710	Paper Or Paperboard; Waste And Scrap, Of Unbleached Kraft Paper Or Pape	20.698	2.775	6.216	23.687
	470730	Paper Or Paperboard; Waste And Scrap, Paper Or Paperboard Made Mainly Of Mechanical Pu		60.083		16.107
	470790	Paper Or Paperboard; Waste And Scrap, Of Paper Or Paperboard N.e.c. In H	34.383		4.886	
	480100	Newsprint; Made Of Fibres Obtained Essentially By A Chemi-mechanical Pro	302.066	10.788	114.091	15.052
	480210	Hand-made Paper Or Paperboard		147		867
	480254	Uncoated Paper And Paperboard (not 4801 Or 4803); Printing, Writing Or Graphic, 10% Or Les		23.829		33.476
	480255	Uncoated Paper And Paperboard (not 4801 Or 4803); Printing, Writing Or Graphic, 10% Or Les		630		6.501
	480257	Uncoated Paper And Paperboard (not 4801 Or 4803); Printing, Writing Or Gr	1.695.460		1.290.895	
	480258	Uncoated Paper And Paperboard (not 4801 Or 4803); Printing, Writing Or Gr	13.422		45.547	
	480262	Uncoated Paper And Paperboard (not 4801 Or 4803); Over 10% By Weight Of Mechanical Or		0		10
	480300	Tissue, Towel, Napkin Stock Or Similar; For Household Or Sanitary Use, Cellu	22.368	94.477	29.606	91.081
	480411	Kraft Paper And Paperboard; Kraftliner, Uncoated, Unbleached, In Rolls Or Sheets, Other Thar		3.024		3.127
	480419	Kraft Paper And Paperboard; Kraftliner, Uncoated, Bleached, In Rolls Or Sheets, Other Than Th		89		78
	480519	Paper And Paperboard; Uncoated, Fluting Paper Other Than Semi-chemical	696.420		230.134	
	480620	Paper; Greaseproof Papers, In Rolls Or Sheets	104.468	78.381	387.842	271.073
	480640	Paper; Glassine And Other Glazed Transparent Or Translucent Papers, In Rol	5		10	
	480700	Paper And Paperboard; Composite (made By Sticking Layers Together With An Adhesive), Not		0		0
	480990	Paper; Carbon Paper And Other Copying Or Transfer Papers (including Coate	280		4.988	
	481013	Paper And Paperboard; Coated With Kaolin Or Other Inorganic Substances, I	30.000	60.778	54.000	88.576
	481019	Paper And Paperboard; Coated With Kaolin Or Other Inorganic Substances, For Printing/writin		2.274		9.687
	481029	Paper And Paperboard; Coated With Kaolin Or Other Inorganic Substances Only, Having More		4.457		9.959
	481149	Paper And Paperboard; Gummed Or Adhesive Paper And Paperboard (excluding Self-adhesive		613		2.903
	481310	Paper, Cigarette; In The Form Of Booklets Or Tubes	14.200	7.100	20.737	10.668
	481420	Wallpaper And Similar Wall Coverings; Coated Or Covered On The Face Side, With A Grained,		128		2.507
	481690	Paper; Carbon Paper And Other Copying Or Transfer Papers (other Than Those Of Heading No		4		53
	481710	Paper And Paperboard; Envelopes		41		934
	481810	Paper Articles; Toilet Paper	3	0	55	18
	481820	Paper Articles; Handkerchiefs, Cleansing Or Facial Tissues And Towels	33.575	2.601	151.618	27.113
	481850	Paper Articles; Apparel And Clothing Accessories Of Paper, Cellulose Waddin	7		791	

https://www.bps.go.id

Tabel 2. Ekspor Provinsi Asal Barang Dirinci Menurut Kode HS6 Digit, 2020—2021

Provinsi Asal	Kode HS 6	Deskripsi HS 6 Digit	Berat Bersih (Kg)		Nilai FOB (US$)	
			2020	2021	2020	2021
(1)	(2)	(3)	(4)	(5)	(6)	(7)
DKI Jakarta						
	481890	Paper Articles; Articles Of Paper, Cellulose Wadding Or Fibres, N.e.c. In Heading No. 4818		26		1.039
	481910	Paper And Paperboard; Cartons, Boxes And Cases, Of Corrugated Paper Or F	444.578	775.818	659.023	987.442
	481920	Paper And Paperboard; Folding Cartons, Boxes And Cases, Of Non-corrugate	416.747	265.302	2.345.816	1.572.293
	481930	Paper And Paperboard; Sacks And Bags Of Paper, Paperboard, Cellulose Wa	14.618	19.236	33.302	45.958
	481940	Paper And Paperboard; Sacks And Bags, Including Cones, Of Paper, Paperbo	715.556	997.057	1.385.972	2.495.597
	481950	Paper And Paperboard; Packing Containers, Including Record Sleeves, Of Pa	26.412	18.522	104.190	86.033
	481960	Paper And Paperboard; Box Files, Letter Trays, Storage Boxes And Similar Ar	3.247	3.864	8.171	12.620
	482010	Paper And Paperboard; Registers, Account Books, Note Books, Order Books,	62.010	41.941	800.963	591.289
	482020	Paper And Paperboard; Exercise Books	574.477	1.451.678	753.073	4.127.459
	482030	Paper And Paperboard; Binders, Folders And File Covers	5.237	959	4.623	9.124
	482040	Paper And Paperboard; Manifold Business Forms And Interleaved Carbon Sets		1		10
	482050	Paper And Paperboard; Albums For Samples Or For Collections	4.858	1.942	42.322	49.681
	482090	Paper Or Paperboard; Stationery N.e.c. In Heading No. 4820	5.685	5.630	38.943	47.782
	482110	Paper And Paperboard; Labels Or All Kinds, Printed	175	1.446	4.120	17.023
	482190	Paper And Paperboard; Labels Of All Kinds, Unprinted		235		1.373
	482361	Paper And Paperboard; Trays, Dishes, Plates, Cups And The Like, Of Bamboo Paper Or Paperb		2		111
	482369	Paper And Paperboard; Trays, Dishes, Plates, Cups And The Like, Of Paper O	1.620		6.951	
	482370	Paper Pulp; Moulded Or Pressed Articles Or Paper Pulp	13.778	5.666	427.236	15.699
	482390	Paper Pulp, Paper, Paperboard, Cellulose Wadding Or Webs Of Cellulose Fibres; Articles N.e.c		5.806		1.809
	490110	Printed Matter; In Single Sheets, Whether Or Not Folded	515.932	20.179	2.956.961	357.512
	490191	Printed Matter; Dictionaries, Encyclopaedias And Serial Instalments Thereof	60	237	295	1.947
	490199	Printed Matter; Books, Brochures, Leaflets And Similar Printed Matter N.e.c.	762.984	241.593	2.838.798	2.001.909
	490210	Newspapers, Journals And Periodicals; Whether Or Not Illustrated Or Contai	123.080	2.173	41.812	1.714
	490290	Newspapers, Journals And Periodicals; Whether Or Not Illustrated Or Contai	15.955	15.438	48.198	39.771
	490300	Printed Matter; Children's Picture, Drawing Or Colouring Books	79.941	20.440	302.319	66.695
	490400	Music; Printed Or In Manuscript, Whether Or Not Bound Or Illustrated		2		14
	490600	Plans And Drawings; For Architectural, Engineering, Industrial, Commercial,	318	278	10.234	9.735
	490700	Unused Postage, Revenue Or Similar Stamps Of Current Or New Issue In The	18.025	2.206	706.101	68.643
	490810	Printed Matter; Transfers (decalcomanias), Vitrifiable	1.304	899	43.798	11.338
	490890	Printed Matter; Transfers (decalcomanias), Other Than Vitrifiable	7.545	1.527	178.558	19.526
	490900	Printed Or Illustrated Postcards; Printed Cards Bearing Personal Greetings, N	9.412	7.277	432.047	339.602
	491000	Calendars; Printed, Of Any Kind, Including Calendar Blocks	18.654	14.820	498.903	213.784
	491110	Printed Matter; Trade Advertising Material, Commercial Catalogues And The	21.581	27.098	300.732	694.727
	491191	Printed Matter; Pictures, Designs And Photographs, N.e.c. In Item No. 4911.	18.642	1.981	54.367	106.066
	491199	Printed Matter; N.e.c. In Heading No. 4911	19.061	57.830	262.781	1.622.715
	500100	Silk; Silk-worm Cocoons Suitable For Reeling	1		10	
	500600	Silk Yarn And Yarn Spun From Silk Waste; Put Up For Retail Sale, And Silk-wo	1.349	16.338	16.672	193
	500710	Silk; Woven Fabrics Of Noil Silk	3		68	
	500790	Silk; Woven Fabrics N.e.c. In Heading No. 5007	76	52	666	7.312
	510119	Wool; (other Than Shorn), Greasy (including Fleece-washed Wool), Not Card	12	2	90	2
	510320	Wool And Hair; Waste Of Wool Or Of Fine Animal Hair, Including Yarn Waste, But Excluding G		1.090		48.022
	510529	Wool; Wool Tops And Other Combed Wool, Other Than In Fragments	4	1	63	5
	510539	Hair; Fine Animal Hair, Carded Or Combed, Other Than Of Kashmir (cashmer	1		1	
	510620	Yarn; Of Carded Wool, Containing Less Than 85% By Weight Of Wool, Not Pu	1		7	
	510990	Yarn; Of Wool Or Of Fine Animal Hair, Containing Less Than 85% By Weight	40	77	83	673
	511119	Fabrics, Woven; Of Carded Wool Or Of Carded Fine Animal Hair, Containing 85% Or More By		758		3.125
	511219	Fabrics, Woven; Of Combed Wool Or Combed Fine Animal Hair, Containing	71		1.799	
	520100	Cotton; Not Carded Or Combed	910	3.280	2.288	13.426
	520210	Cotton; Yarn Waste (including Thread Waste)	15.454	102.898	17.926	129.043
	520299	Cotton; Waste Other Than Garnetted Stock And Yarn (including Thread) Wa	35		389	
	520300	Cotton; Carded Or Combed	31.380	27.274	1.645.754	927.968
	520411	Cotton; Sewing Thread, Containing 85% Or More By Weight Of Cotton, Not Put Up For Retail		10		93
	520419	Cotton; Sewing Thread, Containing Less Than 85% By Weight Of Cotton, Not	12.178	20.668	39.049	39.906
	520420	Cotton; Sewing Thread, Put Up For Retail Sale	2	154	10	341
	520511	Cotton Yarn; (not Sewing Thread), Single, Of Uncombed Fibres, 85% Or Mor	3	7	20	205
	520512	Cotton Yarn; (not Sewing Thread), Single, Of Uncombed Fibres, 85% Or Mor	192.617	1.197.299	547.201	3.861.424
	520513	Cotton Yarn; (not Sewing Thread), Single, Of Uncombed Fibres, 85% Or Mor	59.334	294.145	150.487	1.253.352
	520521	Cotton Yarn; (not Sewing Thread), Single, Of Combed Fibres, 85% Or More By Weight Of Cotto		6		1
	520522	Cotton Yarn; (not Sewing Thread), Single, Of Combed Fibres, 85% Or More By Weight Of Cotto		110.686		342.274
	520523	Cotton Yarn; (not Sewing Thread), Single, Of Combed Fibres, 85% Or More By Weight Of Cotto		59.633		202.637

https://jakarta.bps.go.id

Tabel 2. Ekspor Provinsi Asal Barang Dirinci Menurut Kode HS6 Digit, 2020—2021

Provinsi Asal	Kode HS 6	Deskripsi HS 6 Digit	Berat Bersih (Kg)		Nilai FOB (US$)	
			2020	2021	2020	2021
(1)	(2)	(3)	(4)	(5)	(6)	(7)
DKI Jakarta						
	520524	Cotton Yarn; (not Sewing Thread), Single, Of Combed Fibres, 85% Or More B	20.071	39.917	48.021	98.987
	520526	Cotton Yarn; (not Sewing Thread), Single, Of Combed Fibres, 85% Or More By Weight Of Cotto		17.672		141.905
	520547	Cotton Yarn; (not Sewing Thread), Multiple Or Cabled, Of Combed Fibres, 85% Or More By We		7.008		41.838
	520548	Cotton Yarn; (not Sewing Thread), Multiple Or Cabled, Of Combed Fibres, 85	31		1.276	
	520614	Cotton Yarn; (not Sewing Thread), Single, Of Uncombed Fibres, Less Than 85% By Weight Of C		51.030		236.346
	520622	Cotton Yarn; (not Sewing Thread), Single, Of Combed Fibres, Less Than 85% By Weight Of Cot		13.699		60.139
	520624	Cotton Yarn; (not Sewing Thread), Single, Of Combed Fibres, Less Than 85% By Weight Of Cot		7.248		44.930
	520710	Cotton Yarn; (not Sewing Thread), Containing 85% Or More By Weight Of Co	677		6.918	
	520790	Cotton Yarn; (not Sewing Thread), Containing Less Than 85% By Weight Of C	1.040		4.804	
	520811	Fabrics, Woven; Containing 85% Or More By Weight Of Cotton, Unbleached,	2.591	61	34.376	507
	520812	Fabrics, Woven; Containing 85% Or More By Weight Of Cotton, Unbleached,	2	66	126	3.476
	520813	Fabrics, Woven; Containing 85% Or More By Weight Of Cotton, Unbleached,	1	53	2	323
	520819	Fabrics, Woven; Containing 85% Or More By Weight Of Cotton, Unbleached,	2.639	1.568	5.783	19.564
	520829	Fabrics, Woven; Containing 85% Or More By Weight Of Cotton, Bleached, Of	3.915	2.327	27.242	42.751
	520831	Fabrics, Woven; Containing 85% Or More By Weight Of Cotton, Dyed, Plain Weave, Weighing		1.808		79.516
	520832	Fabrics, Woven; Containing 85% Or More By Weight Of Cotton, Dyed, Plain \	3.885	9.312	61.871	117.413
	520839	Fabrics, Woven; Containing 85% Or More By Weight Of Cotton, Dyed, Of We	2.205	2.142	3.513	13.204
	520842	Fabrics, Woven; Containing 85% Or More By Weight Of Cotton, Of Yarns Of I	1	596	29	14.807
	520849	Fabrics, Woven; Containing 85% Or More By Weight Of Cotton, Of Yarns Of I	6.605	59.638	17.092	653.645
	520851	Fabrics, Woven; Containing 85% Or More By Weight Of Cotton, Printed, Plai	1.750	220	26.703	777
	520852	Fabrics, Woven; Containing 85% Or More By Weight Of Cotton, Printed, Plai	8.060	5.311	91.495	128.091
	520859	Fabrics, Woven; Containing 85% Or More By Weight Of Cotton, Printed, Of \	213	3	1.637	43
	520911	Fabrics, Woven; Containing 85% Or More By Weight Of Cotton, Unbleached,	19.309	717	194.560	8.681
	520919	Fabrics, Woven; Containing 85% Or More By Weight Of Cotton, Unbleached,	301	242	6.316	2.410
	520929	Fabrics, Woven; Containing 85% Or More By Weight Of Cotton, Bleached, Of	426		394	
	520931	Fabrics, Woven; Containing 85% Or More By Weight Of Cotton, Dyed, Plain \	1		1	
	520932	Fabrics, Woven; Containing 85% Or More By Weight Of Cotton, Dyed, 3-thre	783	7.092	17.905	53.563
	520939	Fabrics, Woven; Containing 85% Or More By Weight Of Cotton, Dyed, Of We	131	57.286	1.850	600.993
	520942	Fabrics, Woven; Containing 85% Or More By Weight Of Cotton, Of Yarns Of I	24	7	665	453
	520949	Fabrics, Woven; Containing 85% Or More By Weight Of Cotton, Of Yarns Of I	1.149	336	9.279	622
	520951	Fabrics, Woven; Containing 85% Or More By Weight Of Cotton, Printed, Plai	64.958	25.499	445.376	221.380
	520959	Fabrics, Woven; Containing 85% Or More By Weight Of Cotton, Printed, Of \	10		1.401	
	521011	Fabrics, Woven; Containing Less Than 85% By Weight Of Cotton, Mixed Mainly Or Solely With		3.637		33.029
	521019	Fabrics, Woven; Containing Less Than 85% By Weight Of Cotton, Mixed Mai	663	1	9.626	1
	521021	Fabrics, Woven; Containing Less Than 85% By Weight Of Cotton, Mixed Mai	97.272	72.980	744.783	603.866
	521029	Fabrics, Woven; Containing Less Than 85% By Weight Of Cotton, Mixed Mainly Or Solely With		159		355
	521031	Fabrics, Woven; Containing Less Than 85% By Weight Of Cotton, Mixed Mai	261.349	353.967	2.226.601	2.537.153
	521039	Fabrics, Woven; Containing Less Than 85% By Weight Of Cotton, Mixed Mai	5	274	7	17.685
	521041	Fabrics, Woven; Containing Less Than 85% By Weight Of Cotton, Mixed Mai	2.903	7.936	39.380	135.562
	521059	Fabrics, Woven; Containing Less Than 85% By Weight Of Cotton, Mixed Mainly Or Solely With		1		1
	521119	Fabrics, Woven; Containing Less Than 85% By Weight Of Cotton, Mixed Mai	129.468	26.273	455.569	285.102
	521139	Fabrics, Woven; Containing Less Than 85% By Weight Of Cotton, Mixed Mainly Or Solely With		106.594		169.495
	521141	Fabrics, Woven; Containing Less Than 85% By Weight Of Cotton, Mixed Mai	1.743	2.268	18.613	14.737
	521142	Fabrics, Woven; Containing Less Than 85% By Weight Of Cotton, Mixed Mai	227	18.624	1.444	91.056
	521151	Fabrics, Woven; Containing Less Than 85% By Weight Of Cotton, Mixed Mai	2.200	371	6.095	384
	521159	Fabrics, Woven; Containing Less Than 85% By Weight Of Cotton, Mixed Mai	7	1	100	6
	521211	Fabrics, Woven; Of Cotton, Unbleached, Weighing Not More Than 200g/m2,	56	1.924	505	10.298
	521213	Fabrics, Woven; Of Cotton, Dyed, Weighing Not More Than 200g/m2, N.e.c.	10	270	101	1.279
	521215	Fabrics, Woven; Of Cotton, Printed, Weighing Not More Than 200g/m2, N.e.	139.633	130.322	1.033.903	966.028
	521221	Fabrics, Woven; Of Cotton, Unbleached, Weighing More Than 200g/m2, N.e	1		35	
	521225	Fabrics, Woven; Of Cotton, Printed, Weighing More Than 200g/m2, N.e.c. In	12.500	2	50.000	61
	530390	Jute And Other Textile Bast Fibres; Processed But Not Spun, Tow And Waste	214.027	288.000	29.179	47.900
	530500	Coconut, Abaca (manila Hemp Or Musa Textilis Nee), Ramie And Other Vege	606.154	258.171	198.040	129.075
	530720	Yarn; Of Jute Or Of Other Textile Bast Fibres, Multiple (folded) Or Cabled		33		2.000
	530810	Yarn; Of Coir	19		10	
	530911	Fabrics, Woven; Of Flax, Containing 85% Or More Flax, Unbleached Or Bleac	19	18	1.460	3.411
	530929	Fabrics, Woven; Of Flax, Containing Less Than 85% Flax, Other Than Unblea	291		5.190	
	531100	Fabrics, Woven; Of Vegetable Textile Fibres N.e.c. In Heading No. 5309 And	42	52	1.040	57
	540110	Sewing Thread; Of Synthetic Filaments, Whether Or Not Put Up For Retail Sa	42.687	135.866	91.803	377.921
	540120	Sewing Thread; Of Artificial Filaments, Whether Or Not Put Up For Retail Sal	730	514	16.040	422

https://jakarta.bps.go.id

Tabel 2. Ekspor Provinsi Asal Barang Dirinci Menurut Kode HS6 Digit, 2020—2021

Provinsi Asal	Kode HS 6	Deskripsi HS 6 Digit	Berat Bersih (Kg)		Nilai FOB (US$)	
			2020	2021	2020	2021
(1)	(2)	(3)	(4)	(5)	(6)	(7)
DKI Jakarta						
	540219	Yarn, Synthetic; Filament, Monofilament (less Than 67 Decitex), Of High Ten	32	215	29	8.930
	540220	Yarn, Synthetic; Filament, Monofilament (less Than 67 Decitex), Of High Ten	336	6.254	947	14.355
	540231	Yarn, Synthetic; Filament, Monofilament (less Than 67 Decitex), Textured, O	4	24	15	120
	540233	Yarn, Synthetic; Filament, Monofilament (less Than 67 Decitex), Textured, O	134.540	341.770	211.191	321.097
	540239	Yarn, Synthetic; Filament, Monofilament (less Than 67 Decitex), Textured, O	26		14	
	540244	Yarn, Synthetic; Filament, Monofilament (less Than 67 Decitex), Other Than	3.457	11.402	15.370	168.637
	540245	Yarn, Synthetic; Filament, Monofilament (less Than 67 Decitex), Of Nylon Or	20	5.879	1	11.258
	540246	Yarn, Synthetic; Filament, Monofilament (less Than 67 Decitex), Of Polyester	48.000		21.898	
	540247	Yarn, Synthetic; Filament, Monofilament (less Than 67 Decitex), Polyesters (	4.270	9.542	44.155	145.656
	540248	Yarn, Synthetic; Filament, Monofilament (less Than 67 Decitex), Of Polyprop	28	21	6.066	6.021
	540251	Yarn, Synthetic; Filament, Monofilament (less Than 67 Decitex), Of Nylon Or	1.660	2.747	85.055	323.196
	540252	Yarn, Synthetic; Filament, Monofilament (less Than 67 Decitex), Of Polyester	2	5	3	25
	540259	Yarn, Synthetic; Filament, Monofilament (less Than 67 Decitex), Other Than	1		0	
	540262	Yarn, Synthetic; Filament, Monofilament (less Than 67 Decitex), Of Polyester	14.850	514	3.061	5.030
	540269	Yarn, Synthetic; Filament, Monofilament (less Than 67 Decitex), Other Than	1	11	7	31
	540339	Yarn, Artificial; Filament, Monofilament (less Than 67 Decitex), Single, N.e.c.	41		153	
	540341	Yarn, Artificial; Filament, Monofilament (less Than 67 Decitex), Of Viscose Ra	1.704	2.011	11.031	9.670
	540349	Yarn, Artificial; Filament, Monofilament (less Than 67 Decitex), Multiple (fold	588	243	2.145	2.489
	540412	Monofilament Of Polypropylene; Of 67 Decitex Or More And Of Which No Cross-sectional Dim		1.185		18.836
	540419	Monofilament N.e.c. In Heading No 5404; Of 67 Decitex Or More And Of Wh	390	49	930	308
	540490	Filament, Synthetic; Strip And The Like (e.g.. Artificial Straw), Of Synthetic Te	587	2.478	26.192	152.949
	540710	Fabrics, Woven; From High Tenacity Yarn, Of Nylon, Other Polyamides Or Of	23.154	37.903	282.164	1.210.040
	540720	Fabrics, Woven; From Strip Or The Like, Of Synthetic Textile Materials	501	36	578	35
	540741	Fabrics, Woven; Containing 85% Or More By Weight Of Filaments Of Nylon (	1	1.385	2	7.344
	540742	Fabrics, Woven; Containing 85% Or More By Weight Of Filaments Of Nylon (	130	0	4.560	60
	540743	Fabrics, Woven; Containing 85% Or More By Weight Of Filaments Of Nylon Or Other Polyamic		1		0
	540751	Fabrics, Woven; Containing 85% Or More By Weight Of Textured Polyester F	75.774	42.030	385.258	130.541
	540752	Fabrics, Woven; Containing 85% Or More By Weight Of Textured Polyester F	150.453	155.746	2.074.022	1.575.558
	540753	Fabrics, Woven; Containing 85% Or More By Weight Of Textured Polyester F	3.395		79.500	
	540754	Fabrics, Woven; Containing 85% Or More By Weight Of Textured Polyester F	25.236	33.032	327.480	455.638
	540761	Fabrics, Woven; Containing 85% Or More By Weight Of Non-textured Polyes	538.919	416.425	2.955.233	1.973.228
	540769	Fabrics, Woven; Containing Less Than 85% By Weight Of Non-textured Polye	28.814	22.561	74.637	243.265
	540771	Fabrics, Woven; Containing 85% Or More By Weight Of Synthetic Filaments (excluding Nylon (		629		1.700
	540772	Fabrics, Woven; Containing 85% Or More By Weight Of Synthetic Filaments	47.794	22.278	783.644	411.091
	540773	Fabrics, Woven; Containing 85% Or More By Weight Of Synthetic Filaments	489	272	6.697	5.725
	540774	Fabrics, Woven; Containing 85% Or More By Weight Of Synthetic Filaments	448.107	816.127	1.384.196	2.856.072
	540782	Fabrics, Woven; Of Synthetic Filament Yarn, Containing Less Than 85% By W	91		435	
	540791	Fabrics, Woven; Of Synthetic Filament Yarn, Bleached Or Unbleached, N.e.c.	57.886	28.890	529.344	100.962
	540792	Fabrics, Woven; Of Synthetic Filament Yarn, Dyed, N.e.c. In Heading 5407	75	1	2.415	13
	540793	Fabrics, Woven; Of Synthetic Filament Yarn, Of Yarns Of Different Colours, N	622	312	6.758	3.297
	540794	Fabrics, Woven; Of Synthetic Filament Yarn, Printed, N.e.c. In Heading No. 5	34.839	9.726	759.083	198.433
	540810	Fabrics, Woven; Of Viscose Rayon, High Tenacity, Artificial Filament Yarn	98	6.121	1.040	29.595
	540821	Fabrics, Woven; Of Artificial Filament Yarn, Containing 85% Or More By Weig	160	12	197	59
	540822	Fabrics, Woven; Of Artificial Filament Yarn, Containing 85% Or More By Weig	422	1.949	9.011	24.931
	540823	Fabrics, Woven; Containing 85% Or More By Weight Of Artificial Filament, St	90		2.059	
	540824	Fabrics, Woven; Of Artificial Filament Yarn, Containing 85% Or More By Weig	2.409		33.352	
	540831	Fabrics, Woven; Of Artificial Filament Yarn, Of Artificial Monofilament, Strip And The Like, N.e		61.101		111.780
	540832	Fabrics, Woven; Of Artificial Filament Yarn, Of Artificial Monofilament, Strip	7.850	4.546	85.828	60.299
	540834	Fabrics, Woven; Of Artificial Filament Yarn, Of Artificial Monofilament, Strip	9	3.316	232	44.336
	550120	Fibres; Synthetic Filament Tow, Of Polyesters	5.436	6.164	55.751	74.221
	550290	Fibres; Artificial Filament Tow, Other Than Cellulose Acetate	2		7	
	550319	Fibres; Synthetic Staple Fibres, Of Nylon Or Other Polyamides Other Than Ar	12	11	91	14
	550320	Fibres; Synthetic Staple Fibres, Of Polyesters, Not Carded, Combed Or Other	32	21	26	55
	550330	Fibres; Synthetic Staple Fibres, Acrylic Or Modacrylic, Not Carded, Combed (	5.208	36.315	3.802	45.952
	550390	Fibres; Synthetic Staple Fibres, Of Synthetic Materials N.e.c. In Heading No. 5	563.409	117.500	939.301	194.892
	550410	Fibres; Artificial Staple Fibres, Of Viscose, Not Carded, Combed Or Otherwise	76.878	557	63.626	391
	550510	Fibres; Waste (including Noils, Yarn Waste And Garnetted Stock), Of Synthet	111.388	172.616	170.633	233.002
	550630	Fibres; Synthetic Staple Fibres, Acrylic Or Modacrylic, Carded, Combed Or Ot	56	44.254	69	48.002
	550810	Sewing Thread; Of Synthetic Staple Fibres, Whether Or Not Put Up For Retail Sale		86		608
	550921	Yarn; (not Sewing Thread), Single, Of Synthetic Staple Fibres, Containing 85% Or More By Wei		171		745

https://jakarta.bps.go.id

Tabel 2. Ekspor Provinsi Asal Barang Dirinci Menurut Kode HS6 Digit, 2020—2021

Provinsi Asal	Kode HS 6	Deskripsi HS 6 Digit	Berat Bersih (Kg)		Nilai FOB (US$)	
			2020	2021	2020	2021
(1)	(2)	(3)	(4)	(5)	(6)	(7)
DKI Jakarta						
	550932	Yarn; (not Sewing Thread), Multiple (folded) Or Cabled, Of Synthetic Staple Fibres, Containing		36.317		42.482
	550941	Yarn; (not Sewing Thread), Single, Containing 85% Or More By Weight Of Synthetic Staple Fibı		5		16
	550953	Yarn; (not Sewing Thread), Of Polyester Staple Fibres, Mixed Mainly Or Solely With Cotton, Nc		20.568		89.889
	550959	Yarn; (not Sewing Thread), Of Polyester Staple Fibres, Mixed Mainly Or Solely With Fibres N.e		27		546
	550962	Yarn; (not Sewing Thread), Of Acrylic Or Modacrylic Staple Fibres, Mixed Mainly Or Solely Wit		182.160		932.675
	550969	Yarn; (not Sewing Thread), Of Acrylic Or Modacrylic Staple Fibres, Mixed Ma	16.131	0	10.890	11
	550992	Yarn; (not Sewing Thread), Of Synthetic Staple Fibres, Mixed Mainly Or Solely With Cotton, N.		3		70
	550999	Yarn; (not Sewing Thread), Of Synthetic Staple Fibres, Mixed Mainly Or Solely With Fibres (otl		765		16.180
	551011	Yarn; (not Sewing Thread), Single, Of Artificial Staple Fibres, Containing 85%	17	149	984	463
	551030	Yarn; (not Sewing Thread), Of Artificial Staple Fibres, Mixed Mainly Or Solely With Cotton, Not		7		63
	551090	Yarn; (not Sewing Thread), Of Artificial Staple Fibres, Mixed Mainly Or Solely	17.743	1.476	172.336	17.587
	551110	Yarn; (not Sewing Thread), Of Synthetic Staple Fibres, Containing 85% Or Mc	127	36	1.088	236
	551120	Yarn; (not Sewing Thread), Of Synthetic Staple Fibres, Containing Less Than 8	36		671	
	551130	Yarn; (not Sewing Thread), Of Artificial Staple Fibres, Put Up For Retail Sale	770	1.416	19.858	20.676
	551211	Fabrics, Woven; Of Synthetic Staple Fibres, Containing 85% Or More By Weig	17.388	22.801	112.932	183.469
	551219	Fabrics, Woven; Of Synthetic Staple Fibres, Containing 85% Or More By Weig	5.408	12.557	94.482	104.931
	551221	Fabrics, Woven; Of Synthetic Staple Fibres, Containing 85% Or More By Weig	2	5	150	20
	551229	Fabrics, Woven; Of Synthetic Staple Fibres, Containing 85% Or More By Weig	1		71	
	551291	Fabrics, Woven; Of Synthetic Staple Fibres, Containing 85% Or More By Weig	4	5	165	216
	551299	Fabrics, Woven; Of Synthetic Staple Fibres, Containing 85% Or More By Weig	417	1	33.538	30
	551311	Fabrics, Woven; Plain Weave, Of Polyester Staple Fibres, Containing Less Tha	408.919	785.257	3.319.110	5.751.839
	551312	Fabrics, Woven; 3-thread Or 4-thread Twill, Of Polyester Staple Fibres, Containing Less Than 8		20.791		150.989
	551313	Fabrics, Woven; Of Polyester Staple Fibres, Containing Less Than 85% By We	335	2.410	2.396	11.033
	551319	Fabrics, Woven; Containing Less Than 85% By Weight Of Synthetic Staple Fib	695	28	3.973	55
	551321	Fabrics, Woven; Plain Weave, Dyed, Containing Less Than 85% By Weight Of	493.992	754.441	3.437.791	4.909.489
	551323	Fabrics, Woven; Dyed, Containing Less Than 85% By Weight Of Polyester Sta	17		426	
	551329	Fabrics, Woven; Dyed, Containing Less Than 85% By Weight Of Synthetic Sta	10.877	20.297	38.283	60.892
	551331	Fabrics, Woven; Plain Weave, Of Yarns Of Different Colours, Containing Less	1		2	
	551339	Fabrics, Woven; Of Yarns Of Different Colours, Containing Less Than 85% Of	2.549		16.803	
	551349	Fabrics, Woven; Printed, Containing Less Than 85% By Weight Of Synthetic S	121.184	14.412	318.257	230.636
	551419	Fabrics, Woven; Unbleached Or Bleached, Containing Less Than 85% By Wei	3.122	973	82.440	16.261
	551422	Fabrics, Woven; 3- Or 4-thread Twill, Including Cross Twill, Dyed, Containing Less Than 85% By		5.443		30.062
	551423	Fabrics, Woven; Dyed, Containing Less Than 85% By Weight Of Polyester Sta	17	12	409	6
	551449	Fabrics, Woven; Printed, Containing Less Than 85% By Weight Of Synthetic S	1.146	22.911	926	75.363
	551511	Fabrics, Woven; Of Polyester Staple Fibres N.e.c. In Chapter 55, Mixed Main	63.607	23.619	366.959	172.453
	551512	Fabrics, Woven; Of Polyester Staple Fibres N.e.c. In Chapter 55, Mixed Main	75.492	9.218	461.393	91.553
	551519	Fabrics, Woven; Of Polyester Staple Fibres N.e.c. In Chapter 55, Mixed Main	1.238	2.628	12.772	26.539
	551529	Fabrics, Woven; Of Acrylic Or Modacrylic Staple Fibres N.e.c. In Chapter 55,	14		458	
	551591	Fabrics, Woven; Of Synthetic Staple Fibres N.e.c. In Chapter 55, Mixed Main	2		2	
	551599	Fabrics, Woven; Of Synthetic Staple Fibres N.e.c. In Chapter 55, Mixed Main	8.443	6.058	214.401	84.064
	551611	Fabrics, Woven; Unbleached Or Bleached, Containing 85% Or More By Weig	77.143	131.693	531.127	1.150.315
	551612	Fabrics, Woven; Dyed, Containing 85% Or More By Weight Of Artificial Stapl	1.527	5.011	18.409	73.682
	551613	Fabrics, Woven; Of Yarns Of Different Colours, Containing 85% Or More By V	283	106	4.893	1.744
	551614	Fabrics, Woven; Printed, Containing 85% Or More By Weight Of Artificial Sta	20		30	
	551622	Fabrics, Woven; Dyed, Containing Less Than 85% By Weight Of Artificial Staple Fibres, Mixed I		2.974		30.118
	551692	Fabrics, Woven; Dyed, Of Artificial Staple Fibres, N.e.c. In Heading No. 5516	512	1.642	8.140	24.256
	551693	Fabrics, Woven; Of Yarns Of Different Colours, Of Artificial Staple Fibres, N.e	1		2	
	560121	Wadding; Other Articles Thereof, Of Cotton	7.647	8.271	50.761	55.500
	560122	Wadding; Other Articles Thereof, Of Man-made Fibres	26.765	44.645	97.883	44.236
	560129	Wadding; Other Articles Thereof, Other Than Of Cotton Or Man-made Fibres	6		54	
	560210	Felt; Needleloom Felt And Stitch-bonded Fibre Fabrics, Whether Or Not Impregnated, Coated		2		409
	560229	Felt; Of Textile Materials Other Than Wool Or Fine Animal Hair (excluding Ne	2	1	2	30
	560290	Felt; Impregnated, Coated, Covered Or Laminated (excluding Needleloom Fe	430	1.093	909	5.580
	560311	Nonwovens; Whether Or Not Impregnated, Coated, Covered Or Laminated,	2.413.594	1.240.851	5.127.247	2.914.694
	560312	Nonwovens; Whether Or Not Impregnated, Coated, Covered Or Laminated,	13.764	3	21.731	30
	560313	Nonwovens; Whether Or Not Impregnated, Coated, Covered Or Laminated,	320		1.600	
	560314	Nonwovens; Whether Or Not Impregnated, Coated, Covered Or Laminated,	63	86	831	8.185
	560391	Nonwovens; Whether Or Not Impregnated, Coated, Covered Or Laminated,	4		35	
	560392	Nonwovens; Whether Or Not Impregnated, Coated, Covered Or Laminated, Not Of Man-made		736		9.967
	560393	Nonwovens; Whether Or Not Impregnated, Coated, Covered Or Laminated,	127		4.841	

https://jakarta.bps.go.id

Tabel 2. Ekspor Provinsi Asal Barang Dirinci Menurut Kode HS6 Digit, 2020—2021

Provinsi Asal	Kode HS 6	Deskripsi HS 6 Digit	Berat Bersih (Kg)		Nilai FOB (US$)	
			2020	2021	2020	2021
(1)	(2)	(3)	(4)	(5)	(6)	(7)
DKI Jakarta						
	560394	Nonwovens; Whether Or Not Impregnated, Coated, Covered Or Laminated,	141	3.820	195	15.579
	560410	Rubber Thread And Cord; Textile Covered	23.335	32.552	143.252	229.488
	560490	Yarn; Textile Yarn, Strip, And The Like Of Heading No. 5404 Or 5405, Impreg	1.620	1.366	3.217	5.827
	560600	Yarn And Strip And The Like Of Heading No. 5404 Or 5405; Gimped, (other T	24.000		12.350	
	560729	Twine, Cordage, Ropes, Cables; Of Sisal Or Other Textile Fibres Of The Genus	3.381	1.366	86.875	38.859
	560741	Twine; Binder Or Baler Twine, Of Polyethylene Or Polypropylene	7		424	
	560749	Twine, Cordage, Ropes, Cables; Of Polyethylene Or Polypropylene (excluding	1.680	21	3.925	557
	560750	Twine, Cordage, Ropes, Cables; Of Synthetic Fibres Other Than Polyethylene	6.028	1.514	19.713	9.780
	560790	Twine, Cordage, Ropes, Cables; Of Materials N.e.c. In Heading No. 5607, Wh	1.616	1.717	104.351	7.310
	560811	Twine, Cordage Or Rope; Fishing Nets, Made Up, Of Man Made Textile Mate	23.440	0	9.212	0
	560819	Twine, Cordage Or Rope; Knotted Netting, For Other Than Fishing, Of Man-m	58	424	293	13.652
	560890	Twine, Cordage Or Rope; Knotted Netting, Of Other Than Man-made Textile	3	4.289	266	11.126
	560900	Yarn; Articles Of Yarn, Strip Or The Like Of Heading No. 5404 And 5405, Twir	10.260	8.083	133.243	157.236
	570110	Carpets And Other Textile Floor Coverings; Knotted, Of Wool Or Fine Animal	1.466	1.540	30.549	10.142
	570190	Carpets And Other Textile Floor Coverings; Knotted, Of Textile Materials (oth	47.873	34.437	52.294	34.859
	570210	Carpets And Other Textile Floor Coverings; Woven, (not Tufted Or Flocked),	14		50	
	570220	Carpets And Other Textile Floor Coverings; Woven, (not Tufted Or Flocked),	80		890	
	570232	Carpets And Other Textile Floor Coverings; Woven, (not Tufted Or Flocked),	5		161	
	570239	Carpets And Other Textile Floor Coverings; Woven, (not Tufted Or Flocked),	2.723	5.884	47.334	59.701
	570241	Carpets And Other Textile Floor Coverings; Woven, (not Tufted Or Flocked),	92	16.208	458	18.928
	570242	Carpets And Other Textile Floor Coverings; Woven, (not Tufted Or Flocked),	135.555	57.246	82.854	101.674
	570249	Carpets And Other Textile Floor Coverings; Woven, (not Tufted Or Flocked),	227	329	17.518	17.809
	570250	Carpets And Other Textile Floor Coverings; Woven, (not Tufted Or Flocked),	90	264	2.605	10.663
	570292	Carpets And Other Textile Floor Coverings; Woven, (not Tufted Or Flocked),	226	10	2.181	150
	570299	Carpets And Other Textile Floor Coverings; Woven, (not Tufted Or Flocked),	6	37	278	266
	570310	Carpets And Other Textile Floor Coverings; Tufted, Of Wool Or Fine Animal H	31.972	8.208	20.592	80.002
	570390	Carpets And Other Textile Floor Coverings; Tufted, Of Textile Materials (othe	45.291	53.302	71.930	90.880
	570490	Carpets And Other Textile Floor Coverings; Of Felt, (not Tufted Or Flocked), I	5.325	13.786	32.798	59.201
	570500	Carpets And Other Textile Floor Coverings; N.e.c. In Chapter 57, Whether Or	80.663	14.024	154.730	43.068
	580110	Fabrics; Woven Pile, Of Wool Or Fine Animal Hair, Other Than Fabrics Of Heading No. 5802 Or		542		10.020
	580122	Fabrics; Woven Pile, Of Cotton, Cut Corduroy, Other Than Fabrics Of Heading	366	1.651	24.504	110.230
	580127	Fabrics; Woven Pile, Of Cotton, Warp Pile Fabrics, Other Than Fabrics Of Hea	1	252	65	7.168
	580136	Fabrics; Chenille, Of Man-made Fibres, Other Than Fabrics Of Heading No. 5	51	25	725	368
	580137	Fabrics; Woven Pile, Of Man-made Fibres, Warp Pile Fabrics, Other Than Fab	244	199	2.495	2.021
	580190	Fabrics; Woven Pile And Chenille, Of Textile Materials N.e.c. In Heading No. 5801, Other Than		640		4.748
	580220	Fabrics; Terry Towelling And Similar Woven Terry Fabrics, Of Textile Materia	677		3.400	
	580230	Fabrics; Tufted Textile Fabrics, Excluding Products Of Heading No. 5703	78	381	177	23.325
	580300	Gauze; Other Than Narrow Fabrics Of Heading No. 5806	9	396	50	18.401
	580410	Tulles And Other Net Fabrics; Excluding Woven, Knitted Or Crocheted Fabric	5.579	128	58.561	2.587
	580421	Lace; Mechanically Made, Of Man-made Fibres In The Piece, In Strips Or In M	51	971	1.432	18.710
	580429	Lace; Mechanically Made, Of Textile Materials, (other Than Man-made Fibre	2.319	4.458	39.117	90.265
	580430	Lace; Hand-made, In The Piece, In Strips Or Motifs, (other Than Fabrics Of H	2.417	1.801	31.921	25.762
	580500	Tapestries; Hand-woven, (gobelins, Flanders, Aubusson, Beauvais And The L	5		1	
	580610	Fabrics; Woven Pile (including Terry Towelling And Similar Terry Fabrics) And	394	83	15.365	518
	580620	Fabrics; Narrow (excluding Pile Fabrics), Containing By Weight 5% Or More O	30.812	23.229	242.372	193.551
	580631	Fabrics; Narrow Woven Fabrics, N.e.c. In Heading No. 5806, Of Cotton (exclu	165	1.196	855	16.131
	580632	Fabrics, Narrow Woven Fabrics, N.e.c. In Heading No. 5806, Of Man-made F	84.565	81.795	852.250	878.383
	580639	Fabrics; Narrow Woven Fabrics, N.e.c. In Heading No. 5806, Of Textile Mater	1.550	2.076	29.386	134.844
	580640	Fabrics; Narrow Woven, Consisting Of Warp Without Weft, Assembled By M	4		27	
	580710	Labels, Badges And Similar Articles; Woven, Of Textile Materials, In The Piec	6.313	14.022	181.553	582.206
	580790	Labels, Badges And Similar Articles; (other Than Woven), Of Textile Material	4.038	11.791	149.783	386.377
	580810	Braids; In The Piece	346	2	6.577	43
	580890	Ornamental Trimmings; Tassels, Pompons And Similar Articles; Ornamental	100	4.869	10.062	13.365
	581010	Embroidery; Without Visible Ground, In The Piece, In Strips Or In Motifs	59	55	1.180	2.882
	581091	Embroidery; With Visible Ground, Of Cotton, In The Piece, In Strips Or In Mo	12	7.563	384	16.573
	581092	Embroidery; With Visible Ground, Of Man-made Fibres, In The Piece, In Strip	367	118	4.187	414
	581099	Embroidery; With Visible Ground, Of Textile Materials (other Than Cotton Ar	842	371	24.424	29.681
	581100	Quilted Textile Products; In The Piece, Composed Of One Or More Layers Of	76	5	6.672	103
	590110	Textile Fabrics; Coated With Gum Or Amylaceous Substances, Of A Kind Use	893	28.523	16.654	62.178
	590190	Textile Fabrics; Coated With Gum Or Amylaceous Substances, Tracing Cloth,	5.193	13.785	56.127	126.423

Tabel 2. Ekspor Provinsi Asal Barang Dirinci Menurut Kode HS6 Digit, 2020—2021

Provinsi Asal	Kode HS 6	Deskripsi HS 6 Digit	Berat Bersih (Kg)		Nilai FOB (US$)	
			2020	2021	2020	2021
(1)	(2)	(3)	(4)	(5)	(6)	(7)
DKI Jakarta						
	590210	Textile Fabrics; Tyrecord Of High Tenacity Yarn Of Nylon Or Other Polyamide	92	3	3.090	2
	590220	Textile Fabrics; Tyrecord Of High Tenacity Yarn Of Polyester	21.000		14.240	
	590310	Textile Fabrics; Impregnated, Coated, Covered Or Laminated With Poly(vinyl	24.687	6.795	102.386	63.888
	590320	Textile Fabrics; Impregnated, Coated, Covered Or Laminated With Polyureth	228	599	2.865	5.595
	590390	Textile Fabrics; Impregnated, Coated, Covered Or Laminated With Plastics, (	30.948	179.589	264.824	1.194.918
	590500	Textile Wall Coverings Of Fabrics Impregnated, Coated, Covered Or Laminat	2.277	3.380	38.328	125.026
	590610	Textile Fabrics, Rubberised; (excluding Those Of Heading No. 5902), Adhesiv	4.085	1.945	13.735	14.868
	590691	Textile Fabrics, Rubberised; (excluding Those Of Heading No. 5902 And Adhesive Tape Of A W		13		4
	590699	Textile Fabrics, Rubberised; (excluding Those Of Heading No. 5902 And Adhe	1	1	65	50
	590700	Textile Fabrics; Otherwise Impregnated, Coated Or Covered, Painted Canvas	8.266	8.515	11.357	6.745
	590800	Textile Wicks, Woven, Plaited Or Knitted; For Lamps, Stoves, Lighters, Candles Or The Like; Inc		2		1.192
	590900	Textile Hosepiping And Similar Textile Tubing; With Or Without Lining, Armo	28	29	592	102
	591000	Textiles; Transmission Or Conveyor Belts Or Belting, Of Textile Material, Wh	1.816	148	287.856	1.869
	591110	Textile Fabric, Felt & Felt-lined Woven Fabrics, Coated/covered/laminated W	6.162	3.045	44.760	20.938
	591120	Textile Products And Articles For Technical Uses; Bolting Cloth, Whether Or I	2		50	
	591140	Textile Products And Articles For Technical Uses; Straining Cloth Of A Kind U	2.080	1	9.123	0
	591190	Textile Products And Articles For Technical Uses; N.e.c. In Heading No. 5911	4.907	11.949	48.370	58.340
	600110	Fabrics; Long Pile Fabrics, Knitted Or Crocheted	136	363	1.190	3.566
	600121	Fabrics; Looped Pile Fabrics, Of Cotton, Knitted Or Crocheted	269	97	2.792	968
	600122	Fabrics; Looped Pile Fabrics, Of Man-made Fibres, Knitted Or Crocheted	9		49	
	600129	Fabrics; Looped Pile Fabrics, Of Textile Materials (other Than Cotton Or Man	1.188	9.822	7.291	76.149
	600192	Fabrics; Pile Fabrics (excluding Long Pile And Loop Pile), Of Man-made Fibre	1.148	477	6.900	3.143
	600199	Fabrics; Pile Fabrics (excluding Long Pile And Loop Pile), Of Textile Materials (other Than Cotto		54		571
	600240	Fabrics; Knitted Or Crocheted, Other Than Those Of Heading 60.01, Of A Wi	107	210	64	372
	600290	Fabrics; Knitted Or Crocheted, Other Than Those Of Heading 60.01, Of A Wi	51.688	77.429	65.440	78.922
	600330	Fabrics; Knitted Or Crocheted Fabrics, Other Than Those Of Heading 60.01 And 60.02, Of A W		1		1
	600410	Fabrics; Knitted Or Crocheted Fabrics Of A Width Exceeding 30 Cm, Other Th	1.240	4.123	16.414	23.285
	600490	Fabrics; Knitted Or Crocheted, Other Than Those Of Heading 60.01, Of A Wi	925	3.747	5.612	22.663
	600521	Fabrics; Warp Knit (including Those Made On Galloon Knitting Machines), Ot	1		1	
	600522	Fabrics; Warp Knit (including Those Made On Galloon Knitting Machines), Ot	20		53	
	600523	Fabrics; Warp Knit (including Those Made On Galloon Knitting Machines), Other Than Those C		68		420
	600535	Fabrics; Warp Knit (including Those Made On Galloon Knitting Machines), Ot	2		1	
	600536	Fabrics; Warp Knit (including Those Made On Galloon Knitting Machines), Ot	2	75	12	15.101
	600537	Fabrics; Warp Knit (including Those Made On Galloon Knitting Machines), Ot	6	3.844	20	20.857
	600538	Fabrics; Warp Knit (including Those Made On Galloon Knitting Machines), Other Than Those C		140		1.759
	600539	Fabrics; Warp Knit (including Those Made On Galloon Knitting Machines), Other Than Those C		1		10
	600610	Fabrics; Knitted Or Crocheted Fabrics, Other Than Those Of Headings 60.01	23	269	2.621	14.795
	600621	Fabrics; Knitted Or Crocheted Fabrics, Other Than Those Of Headings 60.01	69.408	48.358	742.229	533.126
	600622	Fabrics; Knitted Or Crocheted Fabrics, Other Than Those Of Headings 60.01	232	4.216	1.498	37.979
	600623	Fabrics; Knitted Or Crocheted Fabrics, Other Than Those Of Headings 60.01	5.786	4	164.901	21
	600624	Fabrics; Knitted Or Crocheted Fabrics, Other Than Those Of Headings 60.01	14.351	21.450	10.536	13.500
	600631	Fabrics; Knitted Or Crocheted Fabrics, Other Than Those Of Headings 60.01	156.241	113.699	1.413.166	953.662
	600632	Fabrics; Knitted Or Crocheted Fabrics, Other Than Those Of Headings 60.01	48.617	40.709	426.952	368.513
	600633	Fabrics; Knitted Or Crocheted Fabrics, Other Than Those Of Headings 60.01	2.838	20.364	31.880	216.139
	600642	Fabrics; Knitted Or Crocheted Fabrics, Other Than Those Of Headings 60.01	2		10	
	600690	Fabrics; Knitted Or Crocheted Fabrics, Other Than Those Of Headings 60.01	221	255	1.464	1.570
	610120	Coats; Men's Or Boys' Overcoats, Car-coats, Capes, Anoraks, Wind-jackets A	40.658	16.060	708.147	317.973
	610130	Coats; Men's Or Boys' Overcoats, Car-coats, Capes, Anoraks, Wind-jackets A	42.669	66.308	1.642.271	1.909.433
	610190	Coats; Men's Or Boys' Overcoats, Car-coats, Capes, Anoraks, Wind-jackets A	78.459	18.421	1.910.537	643.677
	610210	Coats; Women's Or Girls' Overcoats, Car-coats, Capes, Anoraks, Wind-jacket	3	6	33	20.546
	610220	Coats; Women's Or Girls' Overcoats, Car-coats, Capes, Anoraks, Wind-jacket	42.472	40.997	1.164.705	1.358.497
	610230	Coats; Women's Or Girls' Overcoats, Car-coats, Capes, Anoraks, Wind-jacket	49.192	10.930	2.452.426	223.912
	610290	Coats; Women's Or Girls' Overcoats, Car-coats, Capes, Anoraks, Wind-jacket	56.776	12.462	3.696.609	433.058
	610310	Suits; Men's Or Boys', Knitted Or Crocheted	3.094	3.172	21.255	60.013
	610322	Ensembles; Men's Or Boys', Of Cotton, Knitted Or Crocheted	208	1.030	8.971	38.759
	610323	Ensembles; Men's Or Boys', Of Synthetic Fibres, Knitted Or Crocheted		812		15.122
	610329	Ensembles; Men's Or Boys', Of Textile Materials (other Than Cotton Or Synt	37.607	48.979	1.418.615	1.958.526
	610331	Jackets And Blazers; Men's Or Boys', Of Wool Or Fine Animal Hair, Knitted Or Crocheted		15		596
	610332	Jackets And Blazers; Men's Or Boys', Of Cotton, Knitted Or Crocheted	289	2.115	12.951	111.480
	610333	Jackets And Blazers; Men's Or Boys', Of Synthetic Fibres, Knitted Or Crochet	196	9.043	7.640	282.159

https://jakarta.go.id

Tabel 2. Ekspor Provinsi Asal Barang Dirinci Menurut Kode HS6 Digit, 2020—2021

Provinsi Asal	Kode HS 6	Deskripsi HS 6 Digit	Berat Bersih (Kg)		Nilai FOB (US$)	
			2020	2021	2020	2021
(1)	(2)	(3)	(4)	(5)	(6)	(7)
DKI Jakarta						
	610339	Jackets And Blazers; Men's Or Boys', Of Textile Materials (other Than Wool (	136.718	166.314	1.082.903	1.381.339
	610341	Trousers, Bib And Brace Overalls, Breeches And Shorts; Men's Or Boys', Of Wool Or Fine Anim		17		198
	610342	Trousers, Bib And Brace Overalls, Breeches And Shorts; Men's Or Boys', Of C	48.890	44.159	874.304	865.461
	610343	Trousers, Bib And Brace Overalls, Breeches And Shorts; Men's Or Boys', Of S	97.401	398.280	3.712.096	13.268.505
	610349	Trousers, Bib And Brace Overalls, Breeches And Shorts; Men's Or Boys', Of T	74.586	54.843	2.061.573	1.111.369
	610413	Suits; Women's Or Girls', Of Synthetic Fibres, Knitted Or Crocheted	60	197	1.793	2.664
	610419	Suits; Women's Or Girls', Of Textile Materials (other Than Synthetic Fibres),	147.548	172.302	662.821	470.614
	610422	Ensembles; Women's Or Girls', Of Cotton, Knitted Or Crocheted	3.074	4.647	55.196	97.685
	610423	Ensembles; Women's Or Girls', Of Synthetic Fibres, Knitted Or Crocheted		12		227
	610429	Ensembles; Women's Or Girls', Of Textile Materials (other Than Cotton Or Sy	11.054	26.566	310.026	754.091
	610431	Jackets; Women's Or Girls', Of Wool Or Fine Animal Hair, Knitted Or Crochet	68	45	157.601	68.284
	610432	Jackets; Women's Or Girls', Of Cotton, Knitted Or Crocheted	8.547	3.676	181.373	197.181
	610433	Jackets; Women's Or Girls', Of Synthetic Fibres, Knitted Or Crocheted	7.515	6.286	531.953	192.166
	610439	Jackets; Women's Or Girls', Of Textile Materials (other Than Wool Or Fine Ar	3.502	4.953	92.340	99.492
	610441	Dresses; Women's Or Girls', Of Wool Or Fine Animal Hair, Knitted Or Croche	20	22	36.799	12.101
	610442	Dresses; Women's Or Girls', Of Cotton, Knitted Or Crocheted	351.257	269.676	6.478.872	5.496.172
	610443	Dresses; Women's Or Girls', Of Synthetic Fibres, Knitted Or Crocheted	204.343	147.884	1.257.953	2.156.346
	610444	Dresses; Women's Or Girls', Of Artificial Fibres, Knitted Or Crocheted	8.505	64.524	304.874	1.667.551
	610449	Dresses; Women's Or Girls', Of Textile Materials (other Than Wool Or Fine A	1.617.353	2.440.989	5.832.650	6.307.796
	610451	Skirts And Divided Skirts; Women's Or Girls', Of Wool Or Fine Animal Hair, Kn	19	23	21.736	12.598
	610452	Skirts And Divided Skirts; Women's Or Girls', Of Cotton, Knitted Or Crochete	12.217	7.986	149.234	175.231
	610453	Skirts And Divided Skirts; Women's Or Girls', Of Synthetic Fibres, Knitted Or	36.448	39.445	816.332	673.735
	610459	Skirts And Divided Skirts; Women's Or Girls', Of Textile Materials (other Thar	19.945	6.303	272.340	130.071
	610461	Trousers, Bib And Brace Overalls, Breeches And Shorts; Women's Or Girls', C	29	12	19.584	7.632
	610462	Trousers, Bib And Brace Overalls, Breeches And Shorts; Women's Or Girls', C	263.030	269.795	4.666.665	6.979.514
	610463	Trousers, Bib And Brace Overalls, Breeches And Shorts; Women's Or Girls', C	155.516	122.010	3.988.639	2.738.696
	610469	Trousers, Bib And Brace Overalls, Breeches And Shorts; Women's Or Girls', C	95.261	194.423	2.772.180	5.496.585
	610510	Shirts; Men's Or Boys', Of Cotton, Knitted Or Crocheted	58.704	65.304	1.634.334	2.318.827
	610520	Shirts; Men's Or Boys', Of Man-made Fibres, Knitted Or Crocheted	83.400	688.577	749.790	1.933.578
	610590	Shirts; Men's Or Boys', Of Textile Materials (other Than Cotton Or Man-mad	476.409	617.806	1.065.405	1.634.282
	610610	Blouses, Shirts And Shirt-blouses; Women's Or Girls', Of Cotton, Knitted Or (	81.248	42.703	1.585.413	486.286
	610620	Blouses, Shirts And Shirt-blouses; Women's Or Girls', Of Man-made Fibres, K	102.961	34.842	3.953.268	1.078.096
	610690	Blouses, Shirts And Shirt-blouses; Women's Or Girls', Of Textile Materials (ot	64.112	23.357	1.415.336	541.815
	610711	Underpants And Briefs; Men's Or Boys', Of Cotton, Knitted Or Crocheted	124	23.460	3.092	165.378
	610712	Underpants And Briefs; Men's Or Boys', Of Man-made Fibres, Knitted Or Cro	57.271	1	2.808.373	14
	610719	Underpants And Briefs; Men's Or Boys', Of Textile Materials (other Than Cot	5.441	13.792	86.692	264.449
	610721	Nightshirts And Pyjamas; Men's Or Boys', Of Cotton, Knitted Or Crocheted	3	7.148	49	27.449
	610722	Nightshirts And Pyjamas; Men's Or Boys', Of Man-made Fibres, Knitted Or Crocheted		14		563
	610729	Nightshirts And Pyjamas; Men's Or Boys', Of Textile Materials (other Than C	2	113	80	565
	610791	Bathrobes, Dressing Gowns And Similar Articles; Men's Or Boys', Of Cotton,	2	63	1.406	2.027
	610799	Bathrobes, Dressing Gowns And Similar Articles; Men's Or Boys', Of Textile M	68	223	1.917	2.971
	610811	Slips And Petticoats; Women's Or Girls', Of Man-made Fibres, Knitted Or Cro	784	15.883	68.583	237.330
	610819	Slips And Petticoats; Women's Or Girls', Of Textile Materials (other Than Ma	97.078	60.812	1.383.218	3.608.153
	610821	Briefs And Panties; Women's Or Girls', Of Cotton, Knitted Or Crocheted	4.925	26.373	60.318	216.795
	610822	Briefs And Panties; Women's Or Girls', Of Man-made Fibres, Knitted Or Croc	1.010	49.242	75.952	295.769
	610829	Briefs And Panties; Women's Or Girls', Of Textile Materials (other Than Cotto	321.790	514.856	2.189.421	3.415.714
	610831	Nightdresses And Pyjamas; Women's Or Girls', Of Cotton, Knitted Or Croche	1.656	40.306	26.372	857.667
	610832	Nightdresses And Pyjamas; Women's Or Girls', Of Man-made Fibres, Knitted	7.481	53.670	16.178	747.814
	610839	Nightdresses And Pyjamas; Women's Or Girls', Of Textile Materials (other Th	44.397	4.057	147.439	90.875
	610891	Negligees, Bathrobes, Dressing Gowns And Similar Articles; Women's Or Girl	1	70	833	1.991
	610892	Negligees, Bathrobes, Dressing Gowns And Similar Articles; Women's Or Girl	26	13.157	887	616.102
	610899	Negligees, Bathrobes, Dressing Gowns And Similar Articles; Women's Or Girl	149	4.393	936	56.004
	610910	T-shirts, Singlets And Other Vests; Of Cotton, Knitted Or Crocheted	5.386.874	6.482.203	19.154.049	20.874.299
	610990	T-shirts, Singlets And Other Vests; Of Textile Materials (other Than Cotton),	3.338.437	3.654.712	22.341.823	26.253.737
	611011	Jerseys, Pullovers, Cardigans, Waistcoats And Similar Articles; Knitted Or Cro	7.329	12.578	201.815	348.278
	611012	Jerseys, Pullovers, Cardigans, Waistcoats And Similar Articles; Knitted Or Cro	30	22	47.391	12.775
	611019	Jerseys, Pullovers, Cardigans, Waistcoats And Similar Articles; Knitted Or Cro	94.224	15.353	4.031.051	629.673
	611020	Jerseys, Pullovers, Cardigans, Waistcoats And Similar Articles; Of Cotton, Kni	2.610.320	1.527.089	23.867.222	37.992.375
	611030	Jerseys, Pullovers, Cardigans, Waistcoats And Similar Articles; Of Man-made	1.310.113	2.056.424	26.617.244	57.822.367
	611090	Jerseys, Pullovers, Cardigans, Waistcoats And Similar Articles; Of Textile Mat	87.580	59.220	1.184.905	816.296

https://jambi.bps.go.id

Tabel 2. Ekspor Provinsi Asal Barang Dirinci Menurut Kode HS6 Digit, 2020—2021

Provinsi Asal	Kode HS 6	Deskripsi HS 6 Digit	Berat Bersih (Kg)		Nilai FOB (US$)	
			2020	2021	2020	2021
(1)	(2)	(3)	(4)	(5)	(6)	(7)
DKI Jakarta						
	611120	Garments And Clothing Accessories; Babies', Of Cotton, Knitted Or Crochete	104.803	126.529	1.686.699	2.135.027
	611130	Garments And Clothing Accessories; Babies', Of Synthetic Fibres, Knitted Or	2.980	28.322	27.941	343.733
	611190	Garments And Clothing Accessories; Babies', Of Textile Materials (other Thai	346.224	213.942	1.853.701	1.319.952
	611211	Track Suits; Of Cotton, Knitted Or Crocheted		3		176
	611212	Track Suits; Of Synthetic Fibres, Knitted Or Crocheted	10.194	1.070	177.826	45.089
	611219	Track Suits; Of Textile Materials (other Than Cotton Or Synthetic Fibres), Kni	75	36.788	4.038	170.678
	611220	Ski Suits; Knitted Or Crocheted		4		181
	611231	Swimwear; Men's Or Boys', Of Synthetic Fibres, Knitted Or Crocheted	2.014	2.868	87.740	148.956
	611239	Swimwear; Men's Or Boys', Of Textile Materials (other Than Synthetic Fibres	79	9	9.553	370
	611241	Swimwear; Women's Or Girls', Of Synthetic Fibres, Knitted Or Crocheted	464.811	660.222	17.428.830	27.215.834
	611249	Swimwear; Women's Or Girls', Of Textile Materials (other Than Synthetic Fib	907	4.466	205.685	207.581
	611300	Garments Made Up Of Knitted Or Crocheted Fabrics Of Heading No. 5903, 5	691	87.340	31.215	2.672.647
	611420	Garments; Of Cotton, Knitted Or Crocheted, N.e.c. In Chapter 61	373.317	297.681	4.954.883	4.097.686
	611430	Garments; Of Man-made Fibres, Knitted Or Crocheted, N.e.c. In Chapter 61	113.009	304.221	3.703.231	9.086.152
	611490	Garments; Of Textile Materials (other Than Cotton Or Man-made Fibres), Kn	87.626	220.878	353.203	814.901
	611510	Graduated Compression Hosiery (for Example, Stockings For Varicose Veins)	238	378	4.327	14.646
	611521	Hosiery; Panty Hose And Tights (other Than Graduated Compression Hosiery	1		11	
	611529	Hosiery; Panty Hose And Tights (other Than Graduated Compression Hosiery	7.033	1.874	37.922	25.791
	611530	Hosiery; Women's, Full-length Or Knee-length (other Than Graduated Comp	195	378	2.966	4.875
	611595	Hosiery And Footwear; Without Applied Soles, Of Cotton, Knitted Or Croche	7.076	3.806	105.346	69.506
	611596	Hosiery And Footwear; Without Applied Soles, Of Synthetic Fibres, Knitted C	1.026	1.402	14.057	16.885
	611599	Hosiery And Footwear; Without Applied Soles, Of Textile Materials N.e.c. In	440.656	616.378	6.597.735	9.977.092
	611610	Gloves, Mittens And Mitts; Knitted Or Crocheted, Impregnated, Coated Or C	31.968	22.399	885.439	1.102.014
	611691	Gloves, Mittens And Mitts; Of Wool Or Fine Animal Hair, Knitted Or Crocheted, (other Than In		1		391
	611693	Gloves, Mittens And Mitts; Of Synthetic Fibres, Knitted Or Crocheted, (other	177.127	252.336	13.489.569	18.334.362
	611699	Gloves, Mittens And Mitts; Of Textile Materials (other Than Wool Or Fine An	1.830	1.140	69.441	26.905
	611710	Shawls, Scarves, Mufflers, Mantillas, Veils And The Like; Knitted Or Crochete	47.161	96.262	1.496.422	1.055.908
	611780	Clothing Accessories; Knitted Or Crocheted, N.e.c. In Heading No. 6117	51.197	37.738	3.551.511	3.046.231
	611790	Clothing; Parts, Knitted Or Crocheted	224	516	12.997	1.308
	620311	Suits; Men's Or Boys', Of Wool Or Fine Animal Hair (not Knitted Or Crochete	320.727	518.193	303.101	480.599
	620312	Suits; Men's Or Boys', Of Synthetic Fibres (not Knitted Or Crocheted)	29.137	2.151	506.230	17.052
	620319	Suits; Men's Or Boys', Of Textile Materials N.e.c. In Item No. 6203.1 (not Kni	452.987	251.587	1.405.455	1.463.515
	620322	Ensembles; Men's Or Boys', Of Cotton (not Knitted Or Crocheted)	432	17	22.868	1.547
	620323	Ensembles; Men's Or Boys', Of Synthetic Fibres (not Knitted Or Crocheted)	172	5	1.428	36
	620329	Ensembles; Men's Or Boys', Of Textile Materials N.e.c. In Item No. 6203.2 (n	10		27	
	620331	Jackets And Blazers; Men's Or Boys', Of Wool Or Fine Animal Hair (not Knitte	14.147	12.705	262.563	250.940
	620332	Jackets And Blazers; Men's Or Boys', Of Cotton (not Knitted Or Crocheted)	63.155	1.390	1.929.821	66.237
	620333	Jackets And Blazers; Men's Or Boys', Of Synthetic Fibres (not Knitted Or Croc	104.624	207.686	1.797.461	2.282.829
	620339	Jackets And Blazers; Men's Or Boys', Of Textile Materials N.e.c. In Item No. 6	4.243	2.440	98.616	48.054
	620341	Trousers, Bib And Brace Overalls, Breeches And Shorts; Men's Or Boys', Of Wool Or Fine Anim		3.154		180.076
	620342	Trousers, Bib And Brace Overalls, Breeches And Shorts; Men's Or Boys', Of C	392.554	204.898	8.398.281	4.528.077
	620343	Trousers, Bib And Brace Overalls, Breeches And Shorts; Men's Or Boys', Of S	292.136	237.948	8.668.573	8.065.187
	620349	Trousers, Bib And Brace Overalls, Breeches And Shorts; Men's Or Boys', Of T	6.224.643	6.871.972	11.826.177	13.876.443
	620411	Suits; Women's Or Girls', Of Wool Or Fine Animal Hair (not Knitted Or Croch	6		226	
	620412	Suits; Women's Or Girls', Of Cotton (not Knitted Or Crocheted)	77.571	55.892	959.411	1.539.197
	620413	Suits; Women's Or Girls', Of Synthetic Fibres (not Knitted Or Crocheted)	70.700	87.050	1.384.350	2.585.151
	620419	Suits; Women's Or Girls', Of Textile Materials N.e.c. In Item No. 6204.1 (not	99.140	198.091	791.260	9.961.996
	620421	Ensembles; Women's Or Girls', Of Wool Or Fine Animal Hair (not Knitted Or Crocheted)		372		6.210
	620422	Ensembles; Women's Or Girls', Of Cotton (not Knitted Or Crocheted)	5	40	62	1.095
	620423	Ensembles; Women's Or Girls', Of Synthetic Fibres (not Knitted Or Crocheted)		480		6.249
	620429	Ensembles; Women's Or Girls', Of Textile Materials N.e.c. In Item No. 6204.2	42.158	157.814	2.401.816	9.796.407
	620431	Jackets And Blazers; Women's Or Girls', Of Wool Or Fine Animal Hair (not Kn	8.508	11.463	157.698	214.043
	620432	Jackets And Blazers; Women's Or Girls', Of Cotton (not Knitted Or Crocheted	433.285	250.891	12.678.525	7.731.865
	620433	Jackets And Blazers; Women's Or Girls', Of Synthetic Fibres (not Knitted Or C	242.746	146.386	3.513.737	2.638.552
	620439	Jackets And Blazers; Women's Or Girls', Of Textile Materials N.e.c. In Item N	28.675	14.078	302.043	11.874
	620441	Dresses; Women's Or Girls', Of Wool Or Fine Animal Hair (not Knitted Or Cro	10.529	5.439	78.960	40.868
	620442	Dresses; Women's Or Girls', Of Cotton (not Knitted Or Crocheted)	1.289.418	1.676.937	19.167.647	26.138.234
	620443	Dresses; Women's Or Girls', Of Synthetic Fibres (not Knitted Or Crocheted)	502.863	469.669	7.514.903	15.264.327
	620444	Dresses; Women's Or Girls', Of Artificial Fibres (not Knitted Or Crocheted)	3.999.753	50.174	1.262.459	1.314.230
	620449	Dresses; Women's Or Girls', Of Textile Materials N.e.c. In Item No. 6204.4 (n	346.103	435.822	5.010.819	3.767.558

http://www.bps.go.id

Tabel 2. Ekspor Provinsi Asal Barang Dirinci Menurut Kode HS6 Digit, 2020—2021

Provinsi Asal	Kode HS 6	Deskripsi HS 6 Digit	Berat Bersih (Kg)		Nilai FOB (US$)	
			2020	2021	2020	2021
(1)	(2)	(3)	(4)	(5)	(6)	(7)
DKI Jakarta						
	620451	Skirts And Divided Skirts; Women's Or Girls', Of Wool Or Fine Animal Hair (n	3	436	1.829	14.546
	620452	Skirts And Divided Skirts; Women's Or Girls', Of Cotton (not Knitted Or Croch	113.408	75.840	4.131.109	1.888.692
	620453	Skirts And Divided Skirts; Women's Or Girls', Of Synthetic Fibres (not Knitted	78.597	46.941	1.217.309	1.264.362
	620459	Skirts And Divided Skirts; Women's Or Girls', Of Textile Materials N.e.c. In Ite	444.787	186.604	1.005.939	647.269
	620461	Trousers, Bib And Brace Overalls, Breeches And Shorts; Women's Or Girls', C	190	1.791	1.086	103.425
	620462	Trousers, Bib And Brace Overalls, Breeches And Shorts; Women's Or Girls', C	1.236.820	625.090	22.909.464	19.650.388
	620463	Trousers, Bib And Brace Overalls, Breeches And Shorts; Women's Or Girls', C	676.144	438.908	15.265.164	8.939.061
	620469	Trousers, Bib And Brace Overalls, Breeches And Shorts; Women's Or Girls', C	58.248	43.442	547.162	452.223
	620520	Shirts; Men's Or Boys', Of Cotton (not Knitted Or Crocheted)	306.577	289.343	4.472.084	6.111.456
	620530	Shirts; Men's Or Boys', Of Man-made Fibres (not Knitted Or Crocheted)	1.133.502	1.223.949	5.605.716	5.410.037
	620590	Shirts; Men's Or Boys', Of Textile Materials N.e.c. In Heading No. 6205 (not K	143.814	306.229	1.526.196	2.986.812
	620610	Blouses, Shirts And Shirt-blouses; Women's Or Girls', Of Silk Or Silk Waste (n	1.376	3.801	34.556	98.475
	620620	Blouses, Shirts And Shirt-blouses; Women's Or Girls', Of Wool Or Fine Animal Hair (not Knittec		16		741
	620630	Blouses, Shirts And Shirt-blouses; Women's Or Girls', Of Cotton (not Knitted	122.367	162.919	4.433.289	7.263.291
	620640	Blouses, Shirts And Shirt-blouses; Women's Or Girls', Of Man-made Fibres (n	677.908	492.919	21.589.531	15.323.052
	620690	Blouses, Shirts And Shirt-blouses; Women's Or Girls', Of Textile Materials N.e	71.393	43.386	1.716.815	830.148
	620711	Underpants And Briefs; Men's Or Boys', Of Cotton (not Knitted Or Crocheted	13	912	709	22.306
	620719	Underpants And Briefs; Men's Or Boys', Of Textile Materials Other Than Cot	8.019	11.244	76.187	121.879
	620721	Nightshirts And Pyjamas; Men's Or Boys', Of Cotton (not Knitted Or Crochete	683	92	8.966	950
	620722	Nightshirts And Pyjamas; Men's Or Boys', Of Man-made Fibres (not Knitted (	4.174	4.220	17.672	24.365
	620729	Nightshirts And Pyjamas; Men's Or Boys', Of Textile Materials Other Than Co	46	32	254	412
	620791	Singlets And Other Vests, Bathrobes, Dressing Gowns And Similar Articles; M	67.966	173.878	1.457.694	1.398.673
	620799	Singlets And Other Vests, Bathrobes, Dressing Gowns And Similar Articles; M	809.330	720.902	2.972.724	3.543.968
	620811	Slips And Petticoats; Women's Or Girls', Of Man-made Fibres (not Knitted Or	140.069	173.299	1.206.463	1.407.412
	620819	Slips And Petticoats; Women's Or Girls', Of Textile Materials Other Than Mar	392.976	381.113	1.937.506	1.861.271
	620821	Nightdresses And Pyjamas; Women's Or Girls', Of Cotton (not Knitted Or Cro	21	421	459	4.523
	620822	Nightdresses And Pyjamas; Women's Or Girls', Of Man-made Fibres (not Knit	13.778	19.549	65.137	194.173
	620829	Nightdresses And Pyjamas; Women's Or Girls', Of Textile Materials Other Th	16.103	6.378	62.791	88.696
	620891	Singlets And Other Vests, Briefs, Panties, Negligees, Bathrobes, Dressing Gov	1.581	1.516	45.702	89.887
	620892	Singlets And Other Vests, Briefs, Panties, Negligees, Bathrobes, Dressing Gov	37.974	5.586	302.852	78.090
	620899	Singlets And Other Vests, Briefs, Panties, Negligees, Bathrobes, Dressing Gov	13.446	20.282	143.060	297.558
	620920	Garments And Clothing Accessories; Babies', Of Cotton (not Knitted Or Croch	578.287	857.897	1.623.409	2.659.412
	620930	Garments And Clothing Accessories; Babies', Of Synthetic Fibres (not Knitted	173.517	87.934	1.056.371	526.536
	620990	Garments And Clothing Accessories; Babies', Of Textile Materials Other Thar	71.031	32.303	294.301	169.069
	621010	Garments; Of Felt Or Non-wovens (not Knitted Or Crocheted)	296.960	469.764	942.112	646.950
	621020	Garments; Overcoats, Raincoats, Car-coats, Capes, Cloaks And Similar Article	2.532	80.574	126.046	5.472.685
	621030	Garments; Overcoats, Raincoats, Car-coats, Capes, Cloaks And Similar Article	66	3.625	247	21.350
	621040	Garments; Men's Or Boys', N.e.c. In Item No. 6210.2, Of The Fabrics Of Head	53.570	134.678	969.478	4.939.109
	621050	Garments; Women's Or Girls', N.e.c. In Item No. 6210.3, Of The Fabrics Of H	679.207	527.047	14.213.207	42.864.513
	621111	Swimwear; Men's Or Boys', (not Knitted Or Crocheted)	6.200	7.217	359.754	414.393
	621112	Swimwear; Women's Or Girls', (not Knitted Or Crocheted)	62.798	65.474	6.081.753	5.657.949
	621120	Ski Suits; (not Knitted Or Crocheted)	350	1.056	1.923	5.773
	621132	Track Suits And Other Garments N.e.c.; Men's Or Boys', Of Cotton (not Knitt	214.305	161.747	1.796.781	3.186.788
	621133	Track Suits And Other Garments N.e.c.; Men's Or Boys', Of Man-made Fibres	403.360	95.837	7.077.489	2.705.136
	621139	Track Suits And Other Garments N.e.c.; Men's Or Boys', Of Textile Materials	333.210	38.693	5.243.045	745.174
	621142	Track Suits And Other Garments N.e.c.; Women's Or Girls', Of Cotton (not Kr	55.217	95.564	1.892.605	3.838.937
	621143	Track Suits And Other Garments N.e.c.; Women's Or Girls', Of Man-made Fib	93.533	23.244	973.692	550.690
	621149	Track Suits And Other Garments N.e.c.; Women's Or Girls', Of Textile Materi	174.530	180.854	2.926.378	2.705.618
	621210	Brassieres; Whether Or Not Knitted Or Crocheted	28.011	44.087	1.251.218	1.372.004
	621220	Girdles And Panty-girdles; Whether Or Not Knitted Or Crocheted	3.589	637	259.604	6.402
	621230	Corselettes; Whether Or Not Knitted Or Crocheted	12.688	5.090	146.336	14.368
	621290	Braces, Suspenders, Garters And Similar Articles; Whether Or Not Knitted Or	733	11	7.406	683
	621320	Handkerchiefs; Of Cotton (not Knitted Or Crocheted)	64	22	1.351	859
	621390	Handkerchiefs; Of Textile Materials Other Than Cotton (not Knitted Or Croch	428	31	4.467	184
	621410	Shawls, Scarves, Mufflers, Mantillas, Veils And The Like; Of Silk Or Silk Waste	3.549	6.754	76.021	12.161
	621420	Shawls, Scarves, Mufflers, Mantillas, Veils And The Like; Of Wool Or Fine Ani	154	131	111.937	129.094
	621430	Shawls, Scarves, Mufflers, Mantillas, Veils And The Like; Of Synthetic Fibres (	10.143	24.734	18.154	75.101
	621490	Shawls, Scarves, Mufflers, Mantillas, Veils And The Like; Of Textile Materials	48.635	27.870	222.739	231.732
	621510	Ties, Bow Ties And Cravats; Of Silk Or Silk Waste (not Knitted Or Crocheted)	9	45	717	1.125
	621520	Ties, Bow Ties And Cravats; Of Man-made Fibres (not Knitted Or Crocheted)	3.605	568	118.957	16.742

https://jakarta-kota.bps.go.id

Tabel 2. Ekspor Provinsi Asal Barang Dirinci Menurut Kode HS6 Digit, 2020—2021

Provinsi Asal	Kode HS 6	Deskripsi HS 6 Digit	Berat Bersih (Kg)		Nilai FOB (US$)	
			2020	2021	2020	2021
(1)	(2)	(3)	(4)	(5)	(6)	(7)
DKI Jakarta						
	621590	Ties, Bow Ties And Cravats; Of Textile Materials Other Than Silk Or Man-mad	1	22	32	786
	621600	Gloves, Mittens And Mitts (not Knitted Or Crocheted)	6.834	2.095	465.187	154.512
	621710	Clothing Accessories; Other Than Those Of Heading No. 6212 (not Knitted O	66.604	109.776	1.282.174	2.353.111
	621790	Clothing; Parts Of Garments Or Of Clothing Accessories, Other Than Those C	19.986	3.857	114.236	11.897
	630110	Blankets; Electric	9		720	
	630120	Blankets (other Than Electric Blankets) And Travelling Rugs; Of Wool Or Fine	1.232	20	14.085	405
	630130	Blankets (other Than Electric Blankets) And Travelling Rugs; Of Cotton	414	4.126	7.870	120.946
	630140	Blankets (other Than Electric Blankets) And Travelling Rugs; Of Synthetic Fibr	31.928	53	87.577	684
	630190	Blankets And Travelling Rugs; N.e.c. In Heading No. 6301	58.736	99.383	1.051.328	1.421.687
	630210	Bed Linen; Knitted Or Crocheted	353	98	3.402	12.426
	630221	Bed Linen; Of Cotton, Printed, Not Knitted Or Crocheted	273	29	6.076	3.198
	630222	Bed Linen; Of Man-made Fibres, Printed, Not Knitted Or Crocheted	1	37	14	194
	630229	Bed Linen; Of Textile Materials (other Than Cotton Or Man-made Fibres), Pri	10	69	89	944
	630231	Bed Linen; Of Cotton (not Printed, Knitted Or Crocheted)	7.926	20	24.144	200
	630232	Bed Linen; Of Man-made Fibres (not Printed, Knitted Or Crocheted)	43.908	22.500	273.980	197.400
	630239	Bed Linen; Of Textile Materials Other Than Cotton Or Man-made Fibres (not	123	427	41.672	5.675
	630240	Table Linen; Knitted Or Crocheted	6	528	131	5.686
	630251	Table Linen; Of Cotton, Not Knitted Or Crocheted	11	160	374	1.900
	630253	Table Linen; Of Man-made Fibres, Not Knitted Or Crocheted		31		960
	630259	Table Linen; Of Textile Materials (other Than Cotton Or Man-made Fibres), N	2.107	1.710	68.010	10.518
	630260	Kitchen And Toilet Linen; Of Terry Towelling Or Similar Terry Fabrics, Of Cott	1.065	8.431	9.750	64.981
	630291	Toilet And Kitchen Linen; Of Cotton, Excluding Terry Towelling Or Similar Ter	283	150	7.379	2.657
	630293	Toilet And Kitchen Linen; Of Man-made Fibres		12		26
	630299	Toilet And Kitchen Linen; Of Textile Materials (other Than Cotton Or Man-m	596	57	8.518	147
	630312	Curtains (including Drapes) And Interior Blinds; Curtain Or Bed Valances, Kni	330	572	6.162	14.033
	630319	Curtains (including Drapes) And Interior Blinds; Curtain Or Bed Valances, Kni	13.208	24.773	63.510	101.781
	630391	Curtains (including Drapes) And Interior Blinds, Curtain Or Bed Valances; Of	536	551	10.661	7.634
	630392	Curtains (including Drapes) And Interior Blinds, Curtain Or Bed Valances; Of	14	98	141	1.351
	630399	Curtains (including Drapes) And Interior Blinds, Curtain Or Bed Valances; Of	2.692	4.487	24.343	18.148
	630411	Bedspreads; Knitted Or Crocheted	33	15	624	590
	630419	Bedspreads; Not Knitted Or Crocheted	11.904	11.416	97.023	204.936
	630420	Furnishing Articles; Excluding Those Of Heading No. 9404, Bed Nets, Specifie	335	628	2.734	4.016
	630491	Furnishing Articles; Excluding Those Of Heading No. 9404, N.e.c. In Heading	1.511	1.849	28.452	24.147
	630492	Furnishing Articles; Of Cotton, Not Knitted Or Crocheted (excluding Bedspre	577	850	11.055	24.949
	630493	Furnishing Articles; Of Synthetic Fibres, Not Knitted Or Crocheted (excluding	280	13	4.363	210
	630499	Furnishing Articles; Of Textile Materials Other Than Cotton Or Synthetic Fibr	288	961	3.177	19.236
	630510	Sacks And Bags; Of A Kind Used For The Packing Of Goods, Of Jute Or Of Oth	182	397	7.675	1.609
	630520	Sacks And Bags; Of A Kind Used For The Packing Of Goods, Of Cotton	604	264	26.571	119.808
	630532	Sacks And Bags; Of A Kind Used For The Packing Of Goods, Of Man-made Te	16.252	77	7.182	373
	630533	Sacks And Bags; Of A Kind Used For The Packing Of Goods, Of Man-made Te	53.194	103.135	26.981	168.274
	630539	Sacks And Bags; Of A Kind Used For The Packing Of Goods, Of Man-made Te	2.082	862	6.357	3.119
	630590	Sacks And Bags; Of A Kind Used For The Packing Of Goods, Of Textile Materi	2.564	7.734	14.890	14.497
	630612	Tarpaulins, Awnings And Sunblinds; Of Synthetic Fibres	5	721	150	11.221
	630619	Tarpaulins, Awnings And Sunblinds; Of Textile Materials Other Than Synthet	233	232	1.012	3.618
	630622	Tents; Of Synthetic Fibres	153	374	5.438	4.805
	630629	Tents; Of Textile Materials Other Than Synthetic Fibres	3	651	322	4.961
	630640	Camping Goods; Pneumatic Mattresses	22.078		20.964	
	630690	Camping Goods; (of Textile Materials), N.e.c In Heading No. 6306	211	1.072	11.353	120.575
	630710	Cloths; Floor Cloths, Dish-cloths, Dusters And Similar Cleaning Cloths	28.793	152.216	110.472	284.056
	630720	Life-jackets And Life-belts	63	6.507	5.017	275.191
	630790	Textiles; Made Up Articles (including Dress Patterns), N.e.c. In Chapter 63, N	2.751.954	205.598	27.234.591	946.795
	630800	Fabrics, Woven And Yarn; In Sets, Whether Or Not With Accessories, For Ma	512	141	2.703	965
	630900	Clothing; Worn, And Other Worn Articles	412.946	171.277	1.157.456	718.139
	631010	Rags; Used Or New, Scrap Twine, Cordage, Rope And Cables And Worn Out	1.075.217	399.920	339.227	147.947
	631090	Rags; Used Or New, Scrap Twine, Cordage, Rope And Cables And Worn Out	724.867		261.634	
	640110	Footwear; Waterproof With Metal Toe-cap, Rubber Or Plastic Outer Soles A	1.712	661	38.985	31.260
	640192	Footwear; Waterproof, Covering The Ankle (but Not The Knee), Rubber Or P	25.340	5.049	11.002	95.421
	640199	Footwear; Waterproof, N.e.c. In Heading No. 6401, Rubber Or Plastic Outer	76.536	81.274	82.792	155.996
	640212	Sports Footwear; With Outer Soles And Uppers Of Rubber Or Plastics, Ski-boots, Cross-countr		4		69
	640219	Sports Footwear; (other Than Ski-boots, Snowboard Boots Or Cross-country	25.958	105.977	380.797	617.667

https://kaltim.bps.go.id

Tabel 2. Ekspor Provinsi Asal Barang Dirinci Menurut Kode HS6 Digit, 2020—2021

Provinsi Asal	Kode HS 6	Deskripsi HS 6 Digit	Berat Bersih (Kg)		Nilai FOB (US$)	
			2020	2021	2020	2021
(1)	(2)	(3)	(4)	(5)	(6)	(7)
DKI Jakarta						
	640220	Footwear; With Outer Soles And Uppers Of Rubber Or Plastics, Upper Straps	15.665	7.120	94.286	53.959
	640291	Footwear; N.e.c. In Heading No. 6402, Covering The Ankle, With Outer Soles	90	3.819	636	207.393
	640299	Footwear; N.e.c. In Heading No. 6402, (other Than Just Covering The Ankle),	1.120.027	92.161	1.184.898	2.160.449
	640312	Sports Footwear; With Outer Soles Of Rubber, Plastics, Leather Or Composit	45	51	3.642	551
	640319	Sports Footwear; (other Than Ski-boots, Snowboard Boots Or Cross-country	25.398	47.128	518.179	1.202.201
	640320	Footwear; With Outer Soles Of Leather, Uppers Consisting Of Leather Straps	23.288	31.410	1.092.463	1.021.892
	640340	Footwear; With Metal Toe-cap, Outer Soles Of Rubber, Plastics, Leather Or (	1.238.873	1.593.122	25.993.657	33.472.764
	640351	Footwear; N.e.c. In Heading No. 6403, With Outer Soles And Uppers Of Leat	352	8.207	26.620	211.889
	640359	Footwear; N.e.c. In Heading No. 6403, (not Covering The Ankle), Outer Soles	3.124	13.811	418.372	411.294
	640391	Footwear; N.e.c. In Heading No. 6403, Covering The Ankle, Outer Soles Of Ru	33.504	58.490	620.728	1.169.880
	640399	Footwear; N.e.c. In Heading No. 6403, (not Covering The Ankle), Outer Soles	115.350	85.933	4.126.367	2.896.423
	640411	Sports Footwear; Tennis Shoes, Basketball Shoes, Gym Shoes, Training Shoe	206.503	68.148	8.653.972	6.162.503
	640419	Footwear; (other Than Sportswear), With Outer Soles Of Rubber Or Plastics	137.721	176.768	2.066.506	3.201.882
	640420	Footwear; Outer Soles Of Leather Or Composition Leather, Uppers Of Textile	413	2.767	27.281	61.206
	640510	Footwear; With Uppers Of Leather Or Composition Leather, N.e.c. In Chapte	61	988	2.488	132.609
	640520	Footwear; With Uppers Of Textile Materials, N.e.c. In Chapter 64	259	12.635	101.797	111.562
	640590	Footwear; N.e.c. In Chapter 64	187.780	88.183	898.625	692.209
	640610	Footwear; Parts, Uppers And Parts Thereof, Other Than Stiffeners	41.765	47.447	2.996.383	1.324.052
	640620	Footwear; Parts, Outer Soles And Heels, Of Rubber Or Plastics	2.051	2.271	26.400	48.276
	640690	Footwear; Parts, N.e.c. In Heading 6406	25.354	22.545	439.279	461.112
	650100	Hat-forms, Hat Bodies And Hoods Of Felt, Neither Blocked To Shape Nor Wit	22.210	5.576	323.842	172.685
	650200	Hat-shapes; Plaited Or Made By Assembling Strips Of Any Material, Neither	404	561	6.102	21.478
	650400	Hats And Other Headgear; Plaited Or Made By Assembling Strips Of Any Mat	90.950	17.772	247.960	507.289
	650500	Hats And Other Headgear; Knitted Or Crocheted, Or Made Up From Lace, Fe	387.281	380.765	1.992.315	2.331.386
	650610	Headgear; Safety, Whether Or Not Lined Or Trimmed	166.847	212.014	2.304.738	2.362.154
	650691	Headgear; (other Than Safety Headgear), Of Rubber Or Plastics, Whether Or	10	115	11	6.313
	650699	Headgear; (other Than Safety Headgear), (of Materials Other Than Rubber C	708	749	31.315	23.005
	650700	Head-bands, Linings, Covers, Hat Foundations, Hat Frames, Peaks And Chins	4.239	4.662	205.847	202.822
	660110	Umbrellas And Sun Umbrellas; Garden Or Similar Umbrellas	693	984	4.623	6.539
	660191	Umbrellas And Sun Umbrellas; Having A Telescopic Shaft, (excluding Garden	214	479	6.344	3.054
	660199	Umbrellas And Sun Umbrellas; N.e.c. In Heading No. 6601 (including Walking	614	1.785	4.130	14.546
	660200	Walking-sticks, Seat-sticks, Whips, Riding-crops And The Like	1.748	1.147	25.617	21.835
	660320	Umbrella Frames; Including Frames Mounted On Shafts (sticks)	130	9	698	1.250
	660390	Trimmings, Accessories And Parts Of Articles Of Heading No. 6601 Or 6602; N.e.c. In Heading		141		196
	670100	Skins And Other Parts Of Birds With Their Feathers Or Down; Feathers, Parts	7	4	230	162
	670210	Flowers, Foliage And Fruit, Artificial, And Parts Thereof; Articles Made Of Art	52	81	703	821
	670290	Flowers, Foliage And Fruit, Artificial, And Parts Thereof; Articles Made Of Art	859	232	41.977	4.827
	670300	Human Hair, Dressed, Thinned, Bleached Or Otherwise Worked; Wool Or Ot	9.618	8.831	1.105.678	437.669
	670411	Wigs; Complete, Of Synthetic Textile Materials	159.054	186.540	16.836.750	18.825.458
	670419	False Beards, Eyebrows And Eyelashes, Switches And The Like; Of Synthetic	16.603	11.132	938.790	596.725
	670420	Wigs, False Beards, Eyebrows And Eyelashes, Switches And The Like And Oth	3.952	5.398	1.787.241	947.987
	670490	Wigs, False Beards, Eyebrows And Eyelashes, Switches And The Like And Oth	18.232	33.030	794.990	1.154.245
	680100	Stone; Setts, Curbstones And Flagstones, Of Natural Stone (except Slate)	621.909	575.790	223.815	180.536
	680229	Stone; Monumental Or Building Stone, N.e.c. In Item No. 6802.2, Articles Th	54.964	116.122	74.551	70.665
	680291	Marble, Travertine And Alabaster; Articles Thereof, (other Than Simply Cut (	6	178	685	1.151
	680292	Stone; Calcareous (excluding Marble, Travertine, Alabaster) Articles Thereof	14		40	
	680293	Granite; Articles Thereof, (other Than Simply Cut Or Sawn, With A Flat Or Ev	405.537		409.048	
	680299	Stone; Natural (excluding Marble, Travertine, Alabaster, Other Calcareous St	1.365.492	2.272.596	360.903	520.079
	680410	Millstones And Grindstones; For Milling, Grinding Or Pulping	3.458	5.941	22.818	19.708
	680421	Millstones, Grindstones, Grinding Wheels And The Like; Of Agglomerated Sy	565	116.724	14.757	6.136
	680422	Millstones, Grindstones, Grinding Wheels And The Like; Of Other Agglomera	3.351	376	24.746	9.102
	680423	Millstones, Grindstones, Grinding Wheels And The Like; Of Natural Stone	1.830	33.645	3.535	40.807
	680430	Stones; Hand Sharpening Or Polishing Stones, Of Natural Stone, Agglomerat	892	1.403	7.137	11.012
	680510	Abrasive Powder Or Grain; Natural Or Artificial, On A Base Of Woven Textile	101	40.981	2.792	100.751
	680520	Abrasive Powder Or Grain; Natural Or Artificial, On A Base Of Paper Or Pape	1.532	2.395	30.322	53.705
	680530	Abrasive Powder Or Grain; Natural Or Artificial, On A Base Of Materials N.e.c	696	1.399	6.558	17.687
	680610	Slag Wool, Rock Wool And Similar Mineral Wools (including Intermixtures Th	5.469	12.233	33.068	13.256
	680620	Exfoliated Vermiculite, Expanded Clays, Foamed Slag And Similar Expanded Mineral Materials		500		20.750
	680690	Minerals; Mixtures And Articles Of Heat-insulating, Sound-insulating Or Sour	3.685	43.103	25.353	316.900
	680710	Asphalt Or Similar Material; Articles (e.g. Petroleum Bitumen Or Coal Tar Pitch) In Rolls		1		189

https://www.bps.go.id

Tabel 2. Ekspor Provinsi Asal Barang Dirinci Menurut Kode HS6 Digit, 2020—2021

Provinsi Asal	Kode HS 6	Deskripsi HS 6 Digit	Berat Bersih (Kg)		Nilai FOB (US$)	
			2020	2021	2020	2021
(1)	(2)	(3)	(4)	(5)	(6)	(7)
DKI Jakarta						
	680790	Asphalt Or Similar Material; Articles (e.g. Petroleum Bitumen Or Coal Tar Pit	132	264	80	407
	680800	Panels, Boards, Tiles, Blocks And The Like; Of Vegetable Fibre, Of Straw, Sha	338	2.527	9.653	149.794
	680911	Plaster, Or Plaster Compositions; Boards, Sheets, Panels, Tiles And Similar A	105.151	21.711	25.296	8.588
	680919	Plaster, Or Plaster Compositions; Boards, Sheets, Panels, Tiles And Similar A	2.541		4.412	
	680990	Plaster Articles Or Articles Of Compositions Based On Plaster; N.e.c. In Head	168	1	702	63
	681011	Cement, Concrete Or Artificial Stone; Building Blocks Or Bricks, Whether Or	38	43.061	36	5.726
	681019	Cement, Concrete Or Artificial Stone; Tiles, Flagstones And Similar, (excludin	65.687	27.946	37.105	22.894
	681091	Cement, Concrete Or Artificial Stone; Prefabricated Structural Components	6.845		725	
	681099	Cement, Concrete Or Artificial Stone; Articles (other Than Prefabricated Stru	3.330	3.458	1.773	11.653
	681140	Asbestos-cement; Articles Or The Like, Containing Asbestos	4.884.801	4.690.653	946.299	816.813
	681181	Cellulose Fibre-cement; Articles Or The Like; Corrugated Sheets, Not Contair	8.269.536	10.721.544	1.652.256	2.163.480
	681182	Cellulose Fibre-cement; Articles Or The Like, Sheets, Panels, Tiles And Simila	541.013	4.650	109.963	14.069
	681189	Cellulose Fibre-cement; Articles Or The Like, Other Than Corrugated Sheets And Other Sheets		800		650
	681280	Fabricated Crocidolite (blue Asbestos) Fibres, Mixtures With A Basis Of Croci	126	265	249	16.731
	681291	Asbestos Or Mixtures With A Basis Of Asbestos (other Than Crocidolite); Clo	444	12	31.304	60
	681299	Asbestos Or Mixtures With A Basis Of Asbestos (other Than Crocidolite); Fib	16	67	205	695
	681320	Friction Material And Articles Thereof (e.g. Sheets, Rolls, Strips, Segments, D	288	118	16.465	2.973
	681381	Brake Linings And Pads; With A Basis Of Mineral Substances Or Cellulose (ot	2.613	3.816	45.948	93.146
	681389	Friction Material And Articles Thereof (e.g. Sheets, Rolls, Strips, Segments, D	1.212	607	26.087	13.097
	681410	Mica; Plates, Sheets And Strips Of Agglomerated Or Reconstituted Mica, Wh	260	76	1.076	98
	681490	Mica; Worked Mica And Articles Of Mica (excluding Plates, Sheets And Strip	6		70	
	681599	Stone Articles And Articles Of Other Mineral Substances; N.e.c. Or Included	41.623	57.775	149.839	325.781
	690100	Bricks, Blocks, Tiles And Other Ceramic Goods Of Siliceous Fossil Meals (e.g.	12.889	1.207	5.302	831
	690220	Refractory Bricks, Blocks, Tiles And Similar Refractory Ceramic Constructiona	32	367	134	300
	690290	Refractory Bricks, Blocks, Tiles And Similar Refractory Ceramic Constructiona	257	48.871	6.660	49.802
	690310	Refractory Ceramic Goods; Containing By Weight More Than 50% Of Graphit	30		21	
	690320	Refractory Ceramic Goods; Containing By Weight More Than 50% Of Alumina Or Of A Mixture		1		20
	690390	Refractory Ceramic Goods; Composition Of Which N.e.c. In Heading No. 690	25.356	9.375	20.147	26.688
	690490	Ceramic Flooring Blocks, Supports Or Filler Tiles And The Like (excluding Buil	188.007	115.569	107.337	142.040
	690510	Ceramic Roofing Tiles		360		472
	690590	Ceramic Chimney-pots, Cowls, Chimney Liners, Architectural Ornaments An	29	87	31	777
	690600	Ceramic Pipes, Conduits, Guttering And Pipe Fittings		36		314
	690721	Ceramic Tiles; Flags And Paving, Hearth Or Wall Tiles Other Than Those Of S	2.795.144	3.158.904	829.924	720.716
	690722	Ceramic Tiles; Flags And Paving, Hearth Or Wall Tiles Other Than Those Of S	788.057	837.540	137.012	121.128
	690723	Ceramic Tiles; Flags And Paving, Hearth Or Wall Tiles Other Than Those Of S	54.835	889	20.678	5.271
	690730	Mosaic Cubes And The Like, Other Than Those Of Subheading 6907.40	3	24.452	11	14.201
	690740	Finishing Ceramics	1.586	698	3.232	1.764
	690911	Ceramic Wares; For Laboratory, Chemical Or Other Technical Uses, Of Porcelain Or China		168		40.870
	690912	Ceramic Wares; For Laboratory, Chemical Or Other Technical Uses, Articles	43.754		19.033	
	690919	Ceramic Wares; For Laboratory, Chemical Or Other Technical Uses, Other Th	107	134	4.503	3.648
	690990	Ceramic Wares; Pots, Jars And Similar Articles Of A Kind Used For The Conve	36.900	120	8.117	4.983
	691010	Ceramic Sinks, Wash Basins, Wash Basin Pedestals, Baths, Bidets, Water Clo	7.264	9.425	52.473	23.163
	691090	Ceramic Sinks, Wash Basins, Wash Basin Pedestals, Baths, Bidets, Water Clo	24.244	3.981	15.140	28.759
	691110	Tableware And Kitchenware; Of Porcelain Or China	5.471	6.381	19.185	55.379
	691190	Household And Toilet Articles; N.e.c. In Heading No. 6911, Of Porcelain Or C	652	163.086	2.809	243.962
	691200	Ceramic Tableware, Kitchenware, Other Household Articles And Toilet Articl	57.534	185.635	210.645	366.004
	691310	Ceramic Statuettes And Other Ornamental Ceramic Articles, Of Porcelain Or	7.379	634	80.647	26.375
	691390	Ceramic Statuettes And Other Ornamental Ceramic Articles; Other Than Of	299	1.167	1.617	7.490
	691410	Ceramic Articles N.e.c. In Chapter 69; Of Porcelain Or China	729	2.177	17.933	39.900
	691490	Ceramic Articles N.e.c. In Chapter 69; Other Than Of Porcelain Or China	6.623	20.033	195.334	46.565
	700220	Glass; Unworked, In Rods		2		50
	700231	Glass; Unworked, In Tubes, Of Fused Quartz Or Other Fused Silica	15		1.438	
	700232	Glass; Unworked, Tubes, Of Glass Having A Linear Coefficient Of Expansion	173		231	
	700239	Glass; Unworked, In Tubes, Other Than Of Glass Having A Linear Coefficient	11.452	6.385	227.595	107.424
	700312	Glass; Cast Glass And Rolled Glass, Non-wired Sheets, Coloured Through The	13	12	140	28
	700420	Glass; Drawn And Blown, In Sheets, Coloured Throughout The Mass (body T	1.853	1.935	23.549	23.568
	700490	Glass; Drawn And Blown, In Sheets, (other Than Glass Coloured Throughout	55	48	92	83
	700510	Glass; Float Glass And Surface Ground Or Polished Glass, In Sheets, Non-wir	40	3.051	200	4.061
	700521	Glass; Float Glass And Surface Ground Or Polished Glass, In Sheets, Non-wir	292.488	346.752	109.561	151.425
	700529	Glass; Float Glass And Surface Ground Or Polished Glass, In Sheets, Non-wir	864.013	479.631	203.224	353.674

https://jakarta.bps.go.id

Tabel 2. Ekspor Provinsi Asal Barang Dirinci Menurut Kode HS6 Digit, 2020—2021

Provinsi Asal	Kode HS 6	Deskripsi HS 6 Digit	Berat Bersih (Kg)		Nilai FOB (US$)	
			2020	2021	2020	2021
(1)	(2)	(3)	(4)	(5)	(6)	(7)
DKI Jakarta						
	700600	Glass Of Heading No. 7003, 7004 Or 7005; Bent, Edge-worked, Engraved, Dr	882	0	866	31
	700711	Glass; Safety Glass, Toughened (tempered), Of Size And Shape Suitable For I	353.362	459.389	1.482.578	1.783.219
	700719	Glass; Safety Glass, Toughened (tempered), (not Of A Size And Shape Suitab	99.004	65.788	65.125	83.748
	700721	Glass; Safety Glass, Laminated, Of Size And Shape Suitable For Incorporation	93.947	139.553	297.681	397.844
	700729	Glass; Safety Glass, Laminated, (not Of A Size And Shape Suitable For Incorp	105.847	9.069	122.942	17.631
	700800	Glass; Multiple-walled Insulating Units Of Glass	27.477	928.879	56.763	5.020
	700910	Glass; Rear-view Mirrors For Vehicles	89.627	104.096	1.538.369	1.915.917
	700991	Glass Mirrors; Unframed, Excluding Rear-view Mirrors For Vehicles	90.275	3.247	68.721	12.358
	700992	Glass Mirrors; Framed, Excluding Rear-view Mirrors For Vehicles	48.494	97.598	241.067	581.982
	701010	Glass; Ampoules, Of A Kind Used For The Conveyance Or Packing Of Goods	791	75	2.632	251
	701020	Glass; Stoppers, Lids And Other Closures		96		30
	701090	Glass; Carboys, Bottles, Flasks, Jars, Pots, Phials And Other Containers Of Gla	3.017.315	4.098.161	1.557.604	2.326.024
	701110	Glass Envelopes (including Bulbs And Tubes); Open, And Glass Parts Thereof	2	75	55	99
	701120	Glass Envelopes (including Bulbs And Tubes); Open, And Glass Parts Thereof	2.465	899	27.090	10.212
	701310	Glassware; Of A Kind Used For Table, Kitchen, Toilet, Office, Indoor Decorati	14.549	2.685	20.838	7.059
	701322	Stemware Drinking Glasses, Of Lead Crystal	12	3	408	21
	701328	Stemware Drinking Glasses, Other Than Of Lead Crystal Or Glass-ceramics	1.178.621	210.178	811.116	193.796
	701333	Glassware; Drinking Glasses (not Stemware), Of Lead Crystal	833	1.735	3.004	918
	701337	Glassware; Drinking Glasses (not Stemware), Other Than Of Lead Crystal Or	56.151	128.793	43.244	105.996
	701342	Glassware Of A Kind Used For Table Or Kitchen Purposes (not Drinking Glass	148		835	
	701349	Glassware Of A Kind Used For Table Or Kitchen Purposes (not Drinking Glass	795.222	209.860	526.558	171.329
	701391	Glassware; N.e.c. In Heading No. 7013, Of Lead Crystal	112	97	1.698	4.153
	701399	Glassware; N.e.c. In Heading No. 7013, Other Than Of Lead Crystal	8.503	13.410	42.600	121.936
	701400	Glassware; Signalling, (not Optically Worked)		1		15
	701510	Glasses For Corrective Spectacles; Curved, Bent, Hollowed Or The Like, Not	5	1	40	355
	701590	Glasses; Clock Or Watch And Similar, Glasses For Non-corrective Spectacles,	136	244	3.432	739
	701610	Glass Cubes And Other Glass Smallwares; Whether Or Not On A Backing, For	1.869	403	5.370	1.886
	701690	Multicellular Or Foam Glass; In Blocks, Panels, Plates, Shells Or Similar Form	34	0	27	28
	701710	Glassware; Laboratory, Hygienic Or Pharmaceutical, Whether Or Not Gradua	210	31	721	27
	701720	Glassware; Laboratory, Hygienic Or Pharmaceutical, Whether Or Not Gradua	111	1	2.593	33
	701790	Glassware; Laboratory, Hygienic Or Pharmaceutical, Whether Or Not Gradua	244	2	9.967	16
	701810	Glass; Beads, Imitation Pearls, Imitation Precious Or Semi-precious Stones A	338	151	3.531	3.733
	701820	Glass Microspheres; Not Exceeding 1mm In Diameter	31		179	
	701890	Glass; Articles Thereof, Statuettes And Other Ornaments Of Lamp Worked G	782	64	29.156	162
	701911	Glass Fibres; (including Glass Wool), Chopped Strands, Of A Length Of Not M	5		5	
	701912	Glass Fibres; (including Glass Wool), Rovings		23		60
	701919	Glass Fibres; (including Glass Wool), Slivers, Yarns And Threads	80	681	1.308	9.755
	701990	Glass Fibres; N.e.c. In Heading No. 7019	5.172	2.113	70.566	10.279
	702000	Glass; Articles N.e.c. In Chapter 70	7.306	7.167	67.244	130.039
	710121	Pearls; Cultured, Unworked, Whether Or Not Graded (but Not Strung, Moun	1.068	883	7.009.314	4.528.017
	710122	Pearls; Cultured, Worked, Whether Or Not Graded (but Not Strung, Mounted Or Set), Tempor		158		949.304
	710310	Stones; Precious (other Than Diamonds) And Semi-precious Stones, Unworked Or Simply Saw		147		614
	710391	Stones; Rubies, Sapphires And Emeralds, Worked (other Than Simply Sawn	1.096	166	1.623	502
	710399	Stones; Precious (other Than Diamonds) And Semi-precious Stones, (other Than Rubies, Sapp		24.263		291.441
	710590	Stones; Precious And Semi-precious, Dust And Powder, Of Natural Or Synthetic Precious Or Se		1		14
	710610	Metals; Silver Powder		440		390.014
	710691	Metals; Silver, Unwrought, (but Not Powder)	165.814	134.224	105.736.684	107.095.995
	710812	Metals; Gold, Non-monetary, Unwrought (but Not Powder)	27.972	18.823	1.566.870.769	1.087.802.751
	711021	Metals; Palladium, Unwrought Or In Powder Form		22		69.062
	711039	Metals; Rhodium, Semi-manufactured		7		188.604
	711230	Waste And Scrap Of Precious Metal Or Of Metal Clad With Precious Metal; A	60		20.766	
	711291	Waste And Scrap Of Precious Metals; Of Gold, Including Metal Clad With Go	120	589	6.641.586	9.227.610
	711292	Waste And Scrap Of Precious Metals; Of Platinum, Including Metal Clad With	76.038	45.304	4.514.572	2.963.186
	711299	Waste And Scrap Of Precious Metals; Waste And Scrap Of Precious Metals In	10.450	13.099	4.425.717	3.428.107
	711311	Jewellery; Of Silver, Whether Or Not Plated Or Clad With Other Precious Me	10.056	32.259	14.606.550	29.447.184
	711319	Jewellery; Of Precious Metal (excluding Silver) Whether Or Not Plated Or Cla	1.519	1.139	72.009.710	36.018.195
	711320	Jewellery; Of Base Metal Clad With Precious Metal, And Parts Thereof	64	40	67.733	7.739
	711411	Silversmiths' Wares; And Parts Thereof, Of Silver, Whether Or Not Plated Or	98	5	19.228	295
	711419	Goldsmiths' Wares; Articles Of And Parts Thereof, Of Precious Metal (excluding Silver) Wheth		2		176.539
	711510	Metal; Catalysts In The Form Of Wire Cloth Or Grill, Of Platinum	15	4	5.105	5.016

https://jambi.bps.go.id

Tabel 2. Ekspor Provinsi Asal Barang Dirinci Menurut Kode HS6 Digit, 2020—2021

Provinsi Asal	Kode HS 6	Deskripsi HS 6 Digit	Berat Bersih (Kg)		Nilai FOB (US$)	
			2020	2021	2020	2021
(1)	(2)	(3)	(4)	(5)	(6)	(7)
DKI Jakarta						
	711590	Metal; Precious Or Metal Clad With Precious Metal, Other Than That Of Item No. 7115.10		1		4.704
	711610	Pearls; Articles Of Natural Or Cultured Pearls	97	21	624	6.043
	711620	Stones; Precious Or Semi-precious Stones (natural, Synthetic Or Reconstruct	4.221	58.923	107.771	632.145
	711711	Jewellery; Imitation, Cuff Links And Studs, Of Base Metal, Whether Or Not Pl	31.884	50.222	2.422.403	5.347.852
	711719	Jewellery; Imitation, (excluding Cuff Links And Studs), Of Base Metal, Wheth	30.244	41.631	3.535.749	3.976.989
	711790	Jewellery; Imitation, Of Other Than Base Metal, Whether Or Not Plated With	23.467	88.196	1.573.094	438.843
	711810	Coin (other Than Gold Coin), Not Being Legal Tender	236	463	28.843	14.133
	711890	Coin; Other Than Coin Of Item No. 7118.10	27	23	852	984
	720299	Ferro-alloys; N.e.c. In Heading No. 7202	1.001	77	1.916	129
	720421	Ferrous Waste And Scrap; Of Stainless Steel	14.141.175	15.741.593	13.709.012	22.813.554
	720510	Iron Or Steel, Pig Iron, Spiegeleisen; Granules Thereof		1		160
	720521	Alloy Steel Powders	22		35	
	720529	Iron Or Steel, Pig Iron, Spiegeleisen; Powders (excluding Alloy Steel)	179		1.055	
	720610	Iron Or Non-alloy Steel; Ingots (excluding Iron Of Heading No. 7203)		70		2.420
	720690	Iron Or Non-alloy Steel; Primary Forms (excluding Ingots And Iron Of Headin	440	630	8.841	3.976
	720712	Iron Or Non-alloy Steel; Semi-finished Products Of Iron Or Non-alloy Steel; Containing By Weig		9.600.360		7.166.669
	720719	Iron Or Non-alloy Steel; Semi-finished Products Of Iron Or Non-alloy Steel, C	55	0	707	10
	720720	Iron Or Non-alloy Steel; Semi-finished Products Of Iron Or Non-alloy Steel, Containing By Weig		28		950
	720827	Iron Or Non-alloy Steel; In Coils, Without Patterns In Relief, Flat-rolled, Of A	4.962		7.354	
	720838	Iron Or Non-alloy Steel; In Coils, Without Patterns In Relief, Flat-rolled, Of A Width 600mm Or		1.400		30
	720851	Iron Or Non-alloy Steel; (not In Coils), Flat-rolled, Of A Width 600mm Or Mo	4		33	
	720890	Iron Or Non-alloy Steel; Flat-rolled, Hot-rolled, Of A Width 600mm Or More, N.e.c. In Heading		1.375		12.086
	720916	Iron Or Non-alloy Steel; In Coils, Flat-rolled, Width 600mm Or More, Cold-ro	716	2.545.092	554	2.899.297
	720917	Iron Or Non-alloy Steel; In Coils, Flat-rolled, Width 600mm Or More, Cold-ro	1.014	7.058.084	562	7.292.377
	720918	Iron Or Non-alloy Steel; In Coils, Flat-rolled, Width 600mm Or More, Cold-rolled, Of A Thickne		1.675.360		1.818.878
	720925	Iron Or Non-alloy Steel; (not In Coils), Flat-rolled, Width 600mm Or More, Co	38.907		86.113	
	720926	Iron Or Non-alloy Steel; (not In Coils), Flat-rolled, Width 600mm Or More, Co	102.261	1.053.115	74.058	1.009.883
	720927	Iron Or Non-alloy Steel; (not In Coils), Flat-rolled, Width 600mm Or More, Co	70.320	673.563	42.362	731.313
	720928	Iron Or Non-alloy Steel; (not In Coils), Flat-rolled, Width 600mm Or More, Co	1.095.385	2.505.341	648.394	2.282.388
	721011	Iron Or Non-alloy Steel; Flat-rolled, Width 600mm Or More, Plated Or Coate	112		2.050	
	721012	Iron Or Non-alloy Steel; Flat-rolled, Width 600mm Or More, Plated Or Coate	146	806	992	10
	721030	Iron Or Non-alloy Steel; Flat-rolled, Width 600mm Or More, Electrolytically F	386		476	
	721041	Iron Or Non-alloy Steel; Flat-rolled, Width 600mm Or More, Corrugated, Pla	149		1.013	
	721049	Iron Or Non-alloy Steel; Flat-rolled, Width 600mm Or More, (not Corrugated	13.404.411	14.148.368	10.260.938	19.260.345
	721050	Iron Or Non-alloy Steel; Flat-rolled, Width 600mm Or More, Plated Or Coate	8.069.672	6.780.928	11.692.089	10.313.798
	721061	Iron Or Non-alloy Steel; Flat-rolled, Width 600mm Or More, Plated Or Coate	1.615	21.751	3.074	39.152
	721070	Iron Or Non-alloy Steel; Flat-rolled, Width 600mm Or More, Painted, Varnish	1.678		1.676	
	721090	Iron Or Non-alloy Steel; Flat-rolled, Width 600mm Or More, Plated Or Coate	152	0	2.611	1
	721119	Iron Or Non-alloy Steel; Flat-rolled, Hot-rolled, Of A Width Less Than 600mm	421		5.906	
	721210	Iron Or Non-alloy Steel; Flat-rolled, Width Less Than 600mm, Plated Or Coated With Tin		4.997		10.120
	721220	Iron Or Non-alloy Steel; Flat-rolled, Of A Width Less Than 600mm, Electrolyt	60		60	
	721230	Iron Or Non-alloy Steel; Flat-rolled, Width Less Than 600mm, Plated Or Coat	500.174	3.056.197	368.660	4.068.586
	721250	Iron Or Non-alloy Steel; Flat-rolled, Width Less Than 600mm, Plated Or Coated, (excluding Tin		49		817
	721310	Iron Or Non-alloy Steel; Bars And Rods, Hot-rolled, In Irregularly Wound Coil	3		23	
	721320	Iron Or Non-alloy Steel; Bars And Rods, Hot-rolled, In Irregularly Wound Coils, Of Free-cutting		33.051		41.961
	721391	Iron Or Non-alloy Steel; Bars And Rods, Hot-rolled, In Irregularly Wound Coil	13.386.136	70.294.416	6.788.684	52.596.560
	721399	Iron Or Non-alloy Steel; Bars And Rods, Hot-rolled, In Irregularly Wound Coil	19	31	296	22
	721410	Iron Or Non-alloy Steel; Bars And Rods, Forged, Hot-rolled, Hot-drawn Or Ho	2	25	2	17
	721420	Iron Or Non-alloy Steel; Bars And Rods, Hot-rolled, Hot-drawn Or Hot-extruc	14.537.527		6.657.254	
	721499	Iron Or Non-alloy Steel; Bars And Rods, Hot-rolled, Hot-drawn Or Hot-extruded, N.e.c. In Head		2.360		3.930
	721590	Iron Or Non-alloy Steel; Bars And Rods, N.e.c. In Chapter 72, N.e.c. In Headir	3.969		9.645	
	721621	Iron Or Non-alloy Steel; L Sections, Hot-rolled, Hot-drawn Or Extruded, Of A	40.188		20.014	
	721633	Iron Or Non-alloy Steel; H Sections, Hot-rolled, Hot-drawn Or Extruded, Of A Height Of 80mm		955.088		456.264
	721669	Iron Or Non-alloy Steel; Angles, Shapes And Sections, Cold-formed Or Cold-finished, (not Obta		12.848		72.408
	721699	Iron Or Non-alloy Steel; Angles, Shapes And Sections, N.e.c. In Heading No. 7216		6.844		17.096
	721710	Iron Or Non-alloy Steel; Wire, (not Plated Or Coated), Whether Or Not Polish	655	231	74.584	1.045
	721730	Iron Or Non-alloy Steel; Wire, Plated Or Coated With Base Metals (other Tha	38.040	38	36.635	2
	721790	Iron Or Non-alloy Steel; Wire, N.e.c. In Heading No. 7217		3		2
	721810	Steel, Stainless; Ingots And Other Primary Forms	214	2	68.063	7
	721891	Steel, Stainless; Semi-finished Products, Of Rectangular (other Than Square) Cross-section		2.340		1.086

Tabel 2. Ekspor Provinsi Asal Barang Dirinci Menurut Kode HS6 Digit, 2020—2021

Provinsi Asal	Kode HS 6	Deskripsi HS 6 Digit	Berat Bersih (Kg)		Nilai FOB (US$)	
			2020	2021	2020	2021
(1)	(2)	(3)	(4)	(5)	(6)	(7)
DKI Jakarta						
	721899	Steel, Stainless; Semi-finished Products, Other Than Of Rectangular Cross-se	513	1.020	44.643	45.550
	721914	Steel, Stainless; Flat-rolled, Width 600mm Or More, Hot-rolled, In Coils, Of A	6		60	
	721923	Steel, Stainless; Flat-rolled, Width 600mm Or More, Hot-rolled, (not In Coils), Of A Thickness (		1		52
	721933	Steel, Stainless; Flat-rolled, Width 600mm Or More, Cold-rolled, Of A Thickn	101	16.059	182	98.954
	721990	Steel, Stainless; Flat-rolled, Width 600mm Or More, N.e.c. In Heading No. 72	60		326	
	722020	Steel, Stainless; Flat-rolled, Width Less Than 600mm, Cold-rolled	188		7.623	
	722100	Steel, Stainless; Bars And Rods, Hot-rolled, In Irregularly Wound Coils	570	977	9.087	66.463
	722211	Steel, Stainless; Bars And Rods, Hot-rolled, Hot-drawn Or Extruded, Of Circular Cross-section		853		1.924
	722219	Steel, Stainless; Bars And Rods, Hot-rolled, Hot-drawn Or Extruded, Other Th	598		286	
	722220	Steel, Stainless; Bars And Rods, Cold-formed Or Cold-finished	60	5	153.008	116
	722230	Steel, Stainless; Bars And Rods, N.e.c. In Heading No. 7222	240	60	4.713	1.558
	722240	Steel, Stainless; Angles, Shapes And Sections	26.183		13.137	
	722300	Steel, Stainless; Wire	2.109	2.488	40.851	168.598
	722490	Steel, Alloy; Semi-finished Products	128.150	3	83.424	2
	722519	Steel, Alloy; Flat-rolled, Width 600mm Or More, Of Silicon-electrical Steel, (c	2.428		2.290	
	722530	Steel, Alloy; Flat-rolled, Width 600mm Or More, Hot-rolled, In Coils	251		1.412	
	722540	Steel, Alloy; Flat-rolled, Width 600mm Or More, Hot-rolled, Not In Coils	204.776	63.634	334.999	90.147
	722591	Steel, Alloy; Flat-rolled, Width 600mm Or More, N.e.c. In Heading No. 7225,	2.799		10.609	
	722592	Steel, Alloy; Flat-rolled, Width 600mm Or More, N.e.c. In Heading No. 7225,	763.604	57.114	544.485	52.017
	722599	Steel, Alloy; Flat-rolled, Width 600mm Or More, N.e.c. In Heading No. 7225, (other Than Plate		31.302		12.552
	722619	Steel, Alloy; Flat-rolled, Width Less Than 600mm, Of Silicon-electrical Steel, (	841.263	301.086	653.744	508.061
	722699	Steel, Alloy; Flat-rolled, Width Less Than 600mm, N.e.c. In Item No. 7226.9		23.988		96.653
	722810	Steel, Alloy; Bars And Rods, Of High Speed Steel	20	23	202	62
	722830	Steel, Alloy; Bars And Rods, Hot-rolled, Hot-drawn Or Extruded		20.746		29.471
	722840	Steel, Alloy; Bars And Rods, Forged	8.940		36.030	
	722850	Steel, Alloy; Bars And Rods, Cold-formed Or Cold-finished	13	655	30	6.485
	722860	Steel, Alloy; Bars And Rods N.e.c. In Heading No. 7228	6.806	125	9.665	1.224
	722880	Steel, Alloy Or Non-alloy; Hollow Drill Bars And Rods	1		1	
	722920	Steel, Alloy; Wire, Of Silico-manganese Steel	204	91	493	110
	722990	Steel, Alloy; Wire, Of Materials Other Than Silico-manganese Steel	19.849	4	16.498	96
	730110	Iron Or Steel; Sheet Piling, Whether Or Not Drilled, Punched Or Made From	2	145.591	10	74.101
	730120	Iron Or Steel; Angles, Shapes And Sections, Welded	51	71.488	207	39.263
	730210	Iron Or Steel, Railway Or Tramway Track Construction Material; Rails	134.467	266.724	134.372	156.110
	730290	Iron Or Steel, Railway Or Tramway Track Construction Material; N.e.c. In He	93.850	405.392	195.000	707.423
	730300	Cast Iron; Tubes, Pipes And Hollow Profiles	704	166	7.495	6.323
	730411	Iron Or Steel (excluding Cast Iron); Seamless, Line Pipe Of A Kind Used For O	411	3.091	4.545	21.189
	730419	Iron Or Steel (excluding Cast Iron Or Stainless Steel); Seamless, Line Pipe Of	93.258	94.744	78.809	107.253
	730422	Steel, Stainless; Seamless, Drill Pipe, Of A Kind Used In Drilling For Oil Or Gas		78		15
	730423	Iron Or Steel (excluding Cast Iron Or Stainless Steel); Seamless, Drill Pipe, Of	1	1.556	12	2.050
	730424	Steel, Stainless; Seamless, Casing And Tubing, Of A Kind Used In Drilling For	57	3	30	135
	730429	Iron Or Steel (excluding Cast Iron Or Stainless Steel); Seamless, Casing And Tubing, Of A Kind U		107.601		145.172
	730431	Iron Or Non-alloy Steel (excluding Cast Iron); Seamless, Cold-drawn Or Cold-	50.995	93.741	75.953	111.923
	730439	Iron Or Non-alloy Steel (excluding Cast Iron); Seamless, (excluding Cold-draw	20.300		37.450	
	730441	Steel, Stainless; Cold-drawn Or Cold-rolled (cold-reduced), Tubes And Pipes	1		100	
	730449	Steel, Stainless; (excluding Cold-drawn Or Cold-rolled), Tubes Pipes And Holl	74.772	15.065	184.074	76.563
	730451	Steel, Alloy (not Stainless Steel); Seamless, Cold-drawn Or Cold-rolled (cold-	1.308	251	55.321	22.058
	730459	Steel, Alloy (not Stainless Steel); (excluding Cold-drawn Or Cold-rolled), Tube	4.424	14.393	53.319	180.683
	730490	Iron Or Steel (excluding Cast Iron); Seamless, Tubes, Pipes And Hollow Profil	11.777	13.824	138.034	170.053
	730511	Iron Or Steel (excluding Cast Iron); Line Pipe Of A Kind Used For Oil Or Gas Pipelines (not Sean		16		30
	730512	Iron Or Steel (excluding Cast Iron); Line Pipe Of A Kind Used For Oil Or Gas Pipelines (not Sean		2		20
	730520	Iron Or Steel (excluding Cast Iron); Casing Of A Kind Used In Drilling For Oil C	2.290		46.127	
	730531	Iron Or Steel (excluding Cast Iron); Tubes And Pipes (other Than Line Pipe Or	7.046	3.822	51.121	7.707
	730590	Iron Or Steel (excluding Cast Iron); Tubes And Pipes N.e.c. In Heading No. 7305, Having Circul		49.508		16.520
	730611	Steel; Stainless; Line Pipe Of A Kind Used For Oil Or Gas Pipelines N.e.c. In Ch	5.489		177.540	
	730619	Iron Or Steel (excluding Cast Iron); Line Pipe Of A Kind Used For Oil Or Gas P	428	7.831	3.296	73.113
	730621	Steel, Stainless; Casing And Tubing Of A Kind Used In Drilling For Oil And Gas	2		2	
	730630	Iron Or Non-alloy Steel (excluding Cast Iron); Tubes And Pipes (not Seamless	523.119	459.526	744.810	734.608
	730640	Steel, Stainless; Tubes, Pipes And Hollow Profiles, Welded, Of Circular Cross-	3.044	3.804	7.952	75.842
	730650	Steel, Alloy; Tubes, Pipes And Hollow Profiles (other Than Stainless Steel Or Seamless), Welde		20.200		24.240
	730661	Iron Or Steel (excluding Cast Iron); Tubes, Pipes And Hollow Profiles (not Sea	261.189	215.190	435.133	404.088

https://www.bps.go.id

Tabel 2. Ekspor Provinsi Asal Barang Dirinci Menurut Kode HS6 Digit, 2020—2021

Provinsi Asal	Kode HS 6	Deskripsi HS 6 Digit	Berat Bersih (Kg)		Nilai FOB (US$)	
			2020	2021	2020	2021
(1)	(2)	(3)	(4)	(5)	(6)	(7)
DKI Jakarta						
	730690	Iron Or Steel (excluding Cast Iron); Tubes, Pipes And Hollow Profiles (not Sea	9.017	14	29.331	316
	730711	Cast Iron; Cast Fittings, Of Non-malleable Cast Iron	2.453	65	10.279	2.729
	730719	Iron Or Steel; Cast Fittings, Other Than Of Non-malleable Cast Iron	8.928	15.735	81.991	592.813
	730721	Steel, Stainless; Tube Or Pipe Fittings, Flanges, Of Stainless Steel	5.989	2.264	63.197	48.982
	730722	Steel, Stainless; Tube Or Pipe Fittings, Threaded Elbows, Bends And Sleeves	20.568	23.939	201.680	291.035
	730723	Steel, Stainless; Tube Or Pipe Fittings, Butt Welding Fittings	3.683	135	15.787	9.715
	730729	Steel, Stainless; Tube Or Pipe Fittings, N.e.c. In Item No. 7307.2	216.107	180.530	1.151.471	698.763
	730791	Iron Or Steel; Tube Or Pipe Fittings, Flanges, Other Than Stainless Steel	8.116	3.031	34.612	13.525
	730792	Iron Or Steel; Tube Or Pipe Fittings, Threaded Elbows, Bends And Sleeves, O	116	1.187	10.702	25.704
	730793	Iron Or Steel; Tube Or Pipe Fittings, Butt Welding Fittings, Other Than Stainl	390	47	7.500	2.243
	730799	Iron Or Steel; Tube Or Pipe Fittings, N.e.c. In Item No. 7307.9, Other Than St	43.280	41.750	2.736.579	2.478.014
	730810	Iron Or Steel; Structures And Parts Thereof, Bridges And Bridge-sections	1.856	3.189	4.671	7.429
	730820	Iron Or Steel; Structures And Parts Thereof, Towers And Lattice Masts	95.168	3	152.507	60
	730830	Iron Or Steel; Structures And Parts Thereof, Doors, Windows And Their Fram	7.328	5.996	30.039	45.868
	730840	Iron Or Steel; Structures And Parts Thereof, Props And Similar Equipment Fo	118.103	169.825	296.187	351.393
	730890	Iron Or Steel; Structures And Parts Thereof, N.e.c. In Heading 7308	107.880	300.554	479.983	1.119.302
	730900	Reservoirs, Tanks, Vats And Similar Containers; For Any Material (excluding	1.806.810	208.645	194.485	296.756
	731010	Tanks, Casks, Drums, Cans, Boxes And Similar Containers, For Any Material (	24.847	2.499	122.820	35.274
	731021	Cans; Which Are To Be Closed By Soldering Or Crimping, For Any Material (e	695.739	823.826	1.607.004	2.508.947
	731029	Tanks, Casks, Drums, Boxes And Similar Containers For Any Material (exclud	363.526	163.116	888.226	614.293
	731100	Containers For Compressed Or Liquefied Gas, Of Iron Or Steel	34.395	37.653	333.560	182.351
	731210	Iron Or Steel; Stranded Wire, Ropes And Cables, Not Electrically Insulated	30.325	31.638	145.377	964.670
	731290	Iron Or Steel; Plaited Bands, Slings And The Like, Not Electrically Insulated	37.413	24.140	88.929	30.451
	731300	Iron Of Steel; Barbed Wire, Twisted Hoop Or Single Flat Wire And Loosely Tw	1		1	
	731412	Iron Or Steel; Woven Cloth, Endless Bands For Machinery, Of Stainless Steel	738	257	59.864	22.994
	731414	Iron Or Steel; Woven Cloth, Of Stainless Steel, (other Than Endless Bands Fo	32	151	1.323	1.911
	731419	Iron Or Steel; Woven Cloth, Other Than Of Stainless Steel	4	22	51	23.138
	731420	Iron Or Steel Wire; Grill, Netting And Fencing, Welded At Intersections, Of W	926	381	6.400	2.791
	731439	Iron Or Steel Wire; Grill, Netting And Fencing, Welded At The Intersection, N.e.c. In Item No. 7		1		192
	731441	Iron Or Steel Wire; Grill, Netting And Fencing, Plated Or Coated With Zinc		16.714		21.951
	731449	Iron Or Steel Wire; Grill, Netting And Fencing, Coated With Materials Other	65	4	2.235	66
	731511	Chain; Articulated Link, Roller, Of Iron Or Steel	125.168	25.801	189.957	216.815
	731512	Chain; Articulated Link, (other Than Roller), Of Iron Or Steel	362	730	5.843	6.309
	731519	Chain; Articulated Link Parts, Of Iron Or Steel	93	100	2.813	3.047
	731581	Chain; Stud-link Chain, Of Iron Or Steel		39		142
	731582	Chain; Welded Link Chain, Of Iron Or Steel	550		7.080	
	731589	Chain; N.e.c. In Heading No. 7315, Of Iron Or Steel	519	3.815	809	62.691
	731590	Chain; Parts N.e.c. In Heading No. 7315, Of Iron Or Steel	5.579	197	77.012	1.612
	731600	Iron Or Steel; Anchors, Grapnels And Parts Thereof	203		2.265	
	731700	Iron Or Steel; Nails, Tacks, Drawing Pins, Corrugated Nails, Staples (not Thos	22.868	8.767	16.456	7.188
	731811	Iron Or Steel; Threaded Coach Screws	2	17	1	749
	731812	Iron Or Steel; Threaded Wood Screws Other Than Coach Screws	68	373	3.037	1.136
	731813	Iron Or Steel; Threaded Screw Hooks And Screw Rings	451	595	13.098	8.744
	731814	Iron Or Steel; Threaded Self-tapping Screws	116.277	29.979	216.383	180.402
	731815	Iron Or Steel; Threaded Screws And Bolts N.e.c. In Item No. 7318.1, Whethe	1.678.986	1.837.939	5.157.961	5.617.085
	731816	Iron Or Steel; Threaded Nuts	641.303	883.908	4.048.211	5.582.440
	731819	Iron Or Steel; Threaded Screws, Bolts And Nuts N.e.c. In Item No. 7318.1	1.135	185.804	12.898	90.760
	731821	Iron Or Steel; Non-threaded Spring Washers And Other Lock Washers	80	40	1.739	19.088
	731822	Iron Or Steel; Non-threaded Washers, Excluding Spring And Lock	34.293	40.914	1.457.297	1.725.279
	731823	Iron Or Steel; Non-threaded Rivets	5.655	6.485	120.569	108.694
	731824	Iron Or Steel; Non-threaded Cotters And Cotter-pins	3.250	7.318	31.060	135.458
	731829	Iron Or Steel; Non-threaded Articles, N.e.c. In Item No. 7318.2	100.871	87.317	1.027.985	1.075.528
	731940	Safety Pins And Other Pins; Of Iron Or Steel	73.320	67.035	137.713	117.120
	731990	Sewing And Knitting Needles, Bodkins, Crochet Hooks, Embroidery Stilettos	32.321	12.634	78.000	124.144
	732010	Iron Or Steel; Leaf-springs And Leaves Therefor	3.270	9.966	23.724	25.089
	732020	Iron Or Steel; Helical Springs And Leaves For Springs	352.332	395.401	1.970.172	2.555.111
	732090	Iron Or Steel; Springs N.e.c. In Heading No. 7320	134	8.159	4.517	77.245
	732111	Cooking Appliances And Plate Warmers; For Gas Fuel Or For Both Gas And C	8.044	7.127	43.634	38.265
	732112	Cooking Appliances And Plate Warmers; For Liquid Fuel, Of Iron Or Steel		7		70
	732119	Cooking Appliances And Plate Warmers; For Solid Fuel And Fuels Other Thar	154	1.547	1.388	1.371

https://jakarta.bps.go.id

Tabel 2. Ekspor Provinsi Asal Barang Dirinci Menurut Kode HS6 Digit, 2020—2021

Provinsi Asal	Kode HS 6	Deskripsi HS 6 Digit	Berat Bersih (Kg)		Nilai FOB (US$)	
			2020	2021	2020	2021
(1)	(2)	(3)	(4)	(5)	(6)	(7)
DKI Jakarta						
	732181	Domestic Appliances; Non-electric, (other Than Cookers And Plate Warmers), For Gas Fuel Or		66		196
	732189	Domestic Appliances; Non-electric, (other Than Cookers And Plate Warmers	1		2	
	732190	Domestic Appliances; Non-electric, Parts Thereof, Of Iron Or Steel	39.139	20.864	113.497	42.736
	732211	Radiators And Parts Thereof; For Central Heating, (not Electrically Heated), (	112		998	
	732219	Radiators And Parts Thereof; For Central Heating, (not Electrically Heated), Of Iron Or Steel Ot		86		872
	732290	Air Heaters And Hot Air Distributors, (not Electrically Heated), Incorporating	132	36	275	36
	732310	Iron Or Steel; Wool, Pot Scourers And Scouring Or Polishing Pads, Gloves And The Like		47		273
	732391	Cast Iron; Table, Kitchen And Other Household Articles And Parts Thereof, O	68.719	27.941	235.097	61.440
	732392	Cast Iron; Table, Kitchen And Other Household Articles And Parts Thereof, O	14.649	43	58.338	409
	732393	Steel, Stainless; Table, Kitchen And Other Household Articles And Parts Ther	44.814	56.152	178.302	166.861
	732394	Iron (excluding Cast) Or Steel; Table, Kitchen And Other Household Articles A	38.024	21.919	79.049	99.579
	732399	Iron Or Steel; Table, Kitchen And Other Household Articles And Parts Therec	83.529	64.866	133.714	120.677
	732410	Steel; Sinks And Wash Basins, Of Stainless Steel	10.792	7.229	75.263	68.506
	732421	Cast Iron, Baths, Whether Or Not Enamelled	3.215	871	21.026	32.515
	732429	Iron (other Than Cast) Or Steel; Baths	3	9	72	48
	732490	Iron Or Steel; Sanitary Ware And Parts Thereof, Excluding Sinks, Wash Basin	2.821	19.176	23.097	43.259
	732510	Iron; Articles Of Non-malleable Cast Iron	21	26	215	738
	732591	Iron; Grinding Balls And Similar Articles For Mills, Other Than Of Non-mallea	1		1	
	732599	Iron Or Steel; Cast Articles, Excluding Grinding Balls And Similar Articles For I	6.131	5.995	86.945	61.936
	732611	Iron Or Steel; Grinding Balls And Similar Articles For Mills, Forged Or Stampe	291	4	1.633	18
	732619	Iron Or Steel; Articles N.e.c. In Item No. 7326.11, Forged Or Stamped, But N	86.406	260.980	664.291	1.364.995
	732620	Iron Or Steel; Wire Articles	3.917	38.044	36.184	569.535
	732690	Iron Or Steel; Articles N.e.c. In Heading 7326	712.577	781.233	2.376.684	5.968.493
	740321	Copper; Copper-zinc Base Alloys (brass) Unwrought	75	49	400	830
	740322	Copper; Copper-tin Base Alloys (bronze) Unwrought	2	1	101	187
	740400	Copper; Waste And Scrap	10.108.113	15.297.720	66.220.024	146.368.839
	740610	Copper; Powders Of Non-lamellar Structure		1		1
	740620	Copper; Powders Of Lamellar Structure, Flakes		33		15
	740710	Copper; Bars, Rods And Profiles, Of Refined Copper	4.797.620	3.972.194	30.442.566	31.784.213
	740721	Copper; Bars, Rods And Profiles, Of Copper-zinc Base Alloys (brass)		2		226
	740729	Copper; Bars, Rods And Profiles, Of Copper Alloys (other Than Copper-zinc B	87	233	857	3.383
	740811	Copper; Wire, Of Refined Copper, Of Which The Maximum Cross-sectional D	5.522.423	6.598.084	36.141.759	62.452.882
	740819	Copper; Wire, Of Refined Copper, Of Which The Maximum Cross-sectional D	22	140.000	42	1.408.141
	740821	Copper; Wire, Of Copper-zinc Base Alloys (brass)	8.424	3	57.136	3
	740822	Copper; Wire, Of Copper-nickel Base Alloys (cupro-nickel) Or Copper-nickel-	79		1.203	
	740829	Copper; Wire, Of Copper Alloys (other Than Copper-zinc Base Alloys, Copper	600.000	240.000	3.614.690	2.121.868
	740919	Copper; Plates And Sheets, Of A Thickness Exceeding 0.15mm, Of Refined Co	71		7.406	
	740921	Copper; Strip, Of A Thickness Exceeding 0.15mm, Of Copper-zinc Base Alloys	26		57	
	740929	Copper; Plates And Sheets, Of A Thickness Exceeding 0.15mm, Of Copper-zin	256	4	14.543	80
	740931	Copper; Strip, Of A Thickness Exceeding 0.15mm, Of Copper-tin Base Alloys	35		3.121	
	741012	Copper; Foil, Not Backed, Of A Thickness Not Exceeding 0.15mm, Of Copper Alloys		3		42
	741110	Copper; Tubes And Pipes, Of Refined Copper	987	85	20.295	14.091
	741121	Copper; Tubes And Pipes, Of Copper-zinc Base Alloys (brass)	1	2.533	47	24.396
	741129	Copper; Tubes And Pipes, Of Copper Alloys (other Than Copper-zinc, Copper	697	25.662	51.383	61.341
	741210	Copper; Tube Or Pipe Fittings (e.g. Couplings, Elbows, Sleeves) Of Refined Copper		4		285
	741220	Copper; Tube Or Pipe Fittings (e.g. Couplings, Elbows, Sleeves) Of Copper All	219	681	3.100	17.537
	741300	Copper; Stranded Wire, Cables, Plaited Bands And The Like, Not Electrically I	3.321	1.726	41.067	21.418
	741510	Copper; Nails And Tacks, Drawing Pins, Staples And Similar Articles Of Copper, Or Of Iron Or S		1		40
	741521	Copper; Washers, (including Spring Washers), Not Threaded	0	12	638	5.133
	741529	Copper; Rivets, Cotters, Cotter-pins And Similar Articles, Not Threaded	41	1	1.833	55
	741533	Copper; Screws, Bolts And Nuts, Threaded	1.204	1.130	63.399	40.473
	741539	Copper; Articles N.e.c. In Heading No. 7415	1.479	10.006	15.783	28.597
	741810	Copper; Table, Kitchen Or Other Household Articles And Parts Thereof; Pot S	53.357	438	677.424	1.813
	741820	Copper; Sanitary Ware And Parts Thereof	683	222	12.897	11.722
	750300	Nickel; Waste And Scrap	80.079	104.260	290.060	532.036
	750522	Nickel; Wire, Of Nickel Alloys	65	1	2.727	10
	750620	Nickel; Plates, Sheets, Strip And Foil, Of Nickel Alloys		149		4.950
	750712	Nickel; Tubes And Pipes, Of Nickel Alloys	5.531	2.040	39.943	20.400
	750720	Nickel; Tube And Pipe Fittings	6		3.382	
	750890	Nickel; Articles Thereof N.e.c. In Item No. 7508.1	86	39	346	1.164

https://www.bps.go.id

Tabel 2. Ekspor Provinsi Asal Barang Dirinci Menurut Kode HS6 Digit, 2020—2021

Provinsi Asal	Kode HS 6	Deskripsi HS 6 Digit	Berat Bersih (Kg)		Nilai FOB (US$)	
			2020	2021	2020	2021
(1)	(2)	(3)	(4)	(5)	(6)	(7)
DKI Jakarta						
	760120	Aluminium; Unwrought, Alloys	3.854.653	9.980.738	5.611.843	21.034.564
	760200	Aluminium; Waste And Scrap	4.047.360	5.121.251	3.910.877	5.336.727
	760410	Aluminium; (not Alloyed), Bars, Rods And Profiles	23.424	2.968	47.918	22.709
	760421	Aluminium; Alloys, Hollow Profiles	2.076.963	2.520.222	6.081.775	8.964.631
	760429	Aluminium; Alloys, Bars, Rods And Profiles, Other Than Hollow	1.071.560	1.986.298	3.324.269	7.200.325
	760511	Aluminium; (not Alloyed), Wire, Maximum Cross-sectional Dimension Excee	3.614.338	3.391.000	8.055.017	9.896.640
	760519	Aluminium; (not Alloyed), Wire, Maximum Cross-sectional Dimension Is 7mm Or Less		117.271		464.423
	760529	Aluminium; Alloys, Wire, Maximum Cross-sectional Dimension Is 7mm Or Le	735	558	5.862	2.347
	760611	Aluminium; Plates, Sheets And Strip, Thickness Exceeding 0.2mm, (not Alloy	165.078	61	468.940	1.667
	760612	Aluminium; Plates, Sheets And Strip, Thickness Exceeding 0.2mm, Alloys, Re	187.927	11.883	605.355	51.138
	760692	Aluminium; Plates, Sheets And Strip, Thickness Exceeding 0.2mm, Alloys, (no	510.086	3.011.767	1.593.224	7.157.895
	760711	Aluminium; Foil, (not Backed), Rolled (but Not Further Worked), Of A Thickn	135.970	20	393.317	252
	760719	Aluminium; Foil, (not Backed), Of A Thickness Not Exceeding 0.2mm, Not Ro	642.682	2.507	1.297.008	20.386
	760720	Aluminium; Foil, Backed With Paper, Paperboard, Plastics Or Similar Backing	17.706	12.113	130.505	89.539
	760810	Aluminium; Tubes And Pipes, Not Alloyed	1		2	
	760820	Aluminium; Tubes And Pipes, Alloys	845	129	4.997	1.747
	760900	Aluminium; Tube Or Pipe Fittings (e.g. Couplings, Elbows, Sleeves)	107	1	16.498	65
	761010	Aluminium; Structures (excluding Prefabricated Buildings Of Heading No. 94	20.239	42.251	90.366	210.865
	761090	Aluminium; Structures (excluding Prefabricated Buildings Of Heading No. 94	820.252	934.044	2.733.369	3.789.530
	761100	Aluminium; Reservoirs, Tanks, Vats And Similar Containers, For Material (not Compressed Or		475		16.400
	761290	Aluminium; Casks, Drums, Cans, Boxes And The Like For Any Material (not C	1.928.729	5.788.820	7.836.737	29.291.683
	761300	Aluminium; Containers For Compressed Or Liquefied Gas	2.764	786	21.755	48.738
	761410	Aluminium; Stranded Wire, Cables, Plaited Bands And The Like, (not Electric	95	19	1.215	158
	761490	Aluminium; Stranded Wire, Cables, Plaited Bands And The Like, (not Electric	2.676.966	251.620	20.311.503	2.189.218
	761510	Aluminium; Table, Kitchen Or Other Household Articles And Parts Thereof; F	47.635	116.349	275.393	332.158
	761520	Aluminium; Sanitary Ware And Parts Thereof	139	1.040	229	18.819
	761610	Aluminium; Nails, Tacks, Staples (other Than Those Of Heading No. 8305), S	7.373	12.707	114.967	191.357
	761691	Aluminium; Cloth, Grill, Netting And Fencing, Of Aluminium Wire	106	59	611	2.580
	761699	Aluminium; Articles N.e.c. In Heading 7616	54.337	5.122	471.018	57.735
	780411	Lead; Sheets, Strip And Foil, Of A Thickness (excluding Any Backing) Not Exce	160		3.840	
	780419	Lead; Plates, Sheets, Strip And Foil, Of A Thickness (excluding Any Backing) Exceeding 0.2mm		0		2
	780420	Lead; Powders And Flakes		6		10
	780600	Lead; Articles N.e.c. In Chapter 78	13.398	18.694	116.822	267.617
	790120	Zinc; Unwrought, Alloys	109.500		171.915	
	790200	Zinc; Waste And Scrap	40.000	22.000	43.124	33.000
	790310	Zinc Dust	176.231	25.680	290.519	115.192
	790390	Zinc; Powders And Flakes	4		30	
	790400	Zinc; Bars, Rods, Profiles And Wire	16		218	
	790700	Zinc; Articles N.e.c. In Chapter 79	240	199	5.921	12.185
	800120	Tin; Unwrought, Alloys		30		47
	800300	Tin; Bars, Rods, Profiles And Wire	57.205	25.820	978.780	493.019
	800700	Tin; Articles N.e.c. In Chapter 80	3.200		128.816	
	810196	Tungsten (wolfram); Wire	28	3	11	5
	810197	Tungsten (wolfram); Waste And Scrap	6.326	2.743	64.230	31.587
	810297	Molybdenum; Waste And Scrap	1		161.154	
	810830	Titanium; Waste And Scrap	5.086		40.127	
	810890	Titanium; Other Than Unwrought, N.e.c. In Heading No. 8108	3	2.521	1.334	7.020
	811299	Gallium, Germanium, Hafnium, Indium, Niobium (columbium), Rhenium And	1		2	
	820110	Tools, Hand; Spades And Shovels	13	33	16	796
	820130	Tools, Hand; Mattocks, Picks, Hoes And Rakes		3		262
	820140	Tools, Hand; Axes, Bill Hooks And Similar Hewing Tools, Of A Kind Used In Ag	7	1	17	143
	820150	Tools, Hand; One-handed Secateurs (including Poultry Shears)		61		499
	820160	Tools, Hand; Hedge Shears, Two-handed Pruning Shears And Similar Two-ha	2	49	50	428
	820190	Tools, Hand; Forks, Scythes, Sickles, Hay Knives, Timber Wedges, And Other	839	18.800	16.116	36.207
	820210	Tools, Hand; Hand Saws	86	1.090	507	6.707
	820220	Tools, Hand; Band Saw Blades	20	139	505	6.311
	820231	Tools, Hand; Circular Saw Blades (including Slitting Or Slotting Saw Blades), \	44	137	947	4.660
	820239	Tools, Hand; Circular Saw Blades (including Slitting Or Slotting Saw Blades), \	182	5.332	3.687	238.394
	820240	Tools, Hand; Chain Saw Blades	1	342	7	2.319
	820291	Tools, Hand; Straight Saw Blades, For Working Metal	49	332	1.142	10.358

https://www.bps.go.id

Tabel 2. Ekspor Provinsi Asal Barang Dirinci Menurut Kode HS6 Digit, 2020—2021

Provinsi Asal	Kode HS 6	Deskripsi HS 6 Digit	Berat Bersih (Kg)		Nilai FOB (US$)	
			2020	2021	2020	2021
(1)	(2)	(3)	(4)	(5)	(6)	(7)
DKI Jakarta						
	820299	Tools, Hand; Saw Blades N.e.c. In Heading No. 8202	103	109	3.317	3.799
	820310	Tools, Hand; Files, Rasps And Similar Tools	509	2.888	4.935	37.498
	820320	Tools, Hand; Pliers (including Cutting Pliers), Pincers, Tweezers And Similar T	4.379	5.450	38.092	47.992
	820330	Tools, Hand; Metal Cutting Shears And Similar Tools	384	25	5.958	5.391
	820340	Tools, Hand; Pipe-cutters, Bolt Croppers, Perforating Punches And Similar To	3.333	188	16.893	47.046
	820411	Tools, Hand; Hand-operated Spanners And Wrenches (including Torque Met	18.705	11.332	183.723	99.413
	820412	Tools, Hand; Hand-operated Spanners And Wrenches (including Torque Met	2.519	1.994	22.666	14.982
	820420	Tools, Hand; Interchangeable Spanner Sockets, With Or Without Handles	7.403	10.290	65.156	85.678
	820510	Tools, Hand; Drilling, Threading Or Tapping Tools	36.289	2	18.644	19
	820520	Tools, Hand; Hammers And Sledge Hammers	1.269	517	11.324	3.895
	820530	Tools, Hand; Planes, Chisels, Gauges And Similar Cutting Tools For Working \	6	244	305	1.862
	820540	Tools, Hand; Screwdrivers	1.546	1.390	15.592	15.901
	820551	Tools, Hand; Household Tools	369	1.749	1.766	12.686
	820559	Tools, Hand; Other Hand Tools (including Glaziers Diamonds), Excluding Hou	5.363	14.212	164.676	236.800
	820570	Tools, Hand; Vices, Clamps And The Like	40.317	76.629	414.942	772.544
	820590	Tools, Hand; N.e.c. In Heading 8205, Including Anvils, Portable Forges, Hand	1.045	1.493	49.220	40.868
	820600	Tools, Hand; Two Or More Of Heading No. 8202 To 8205, Put Up In Sets For	449	2.013	18.419	10.843
	820713	Tools, Interchangeable; Rock Drilling Or Earth Boring Tools, With Working Pa	3.064	2.854	93.762	137.830
	820719	Tools, Interchangeable; Rock Drilling Or Earth Boring Tools, With Working Pa	4.124	6.563	149.777	127.274
	820720	Tools, Interchangeable; (for Machine Or Hand Tools, Whether Or Not Power	1.673	1.652	93.441	104.678
	820730	Tools, Interchangeable; (for Machine Or Hand Tools, Whether Or Not Power	546.361	263.552	3.089.270	3.458.731
	820740	Tools, Interchangeable; (for Machine Or Hand Tools, Whether Or Not Power	1.286	403	17.451	71.086
	820750	Tools, Interchangeable; (for Machine Or Hand Tools, Whether Or Not Power	22.529	52.009	1.029.657	145.604
	820760	Tools, Interchangeable; (for Machine Or Hand Tools, Whether Or Not Power	371	752	27.974	118.919
	820770	Tools, Interchangeable; (for Machine Or Hand Tools, Whether Or Not Power	185	222	31.284	58.968
	820780	Tools, Interchangeable; (for Machine Or Hand Tools, Whether Or Not Power	2	6	2.147	302
	820790	Tools, Interchangeable; (for Machine Or Hand Tools, Whether Or Not Power	17.577	22.928	269.801	70.465
	820810	Tools; Knives And Cutting Blades, For Machines Or For Mechanical Appliances, For Metal Wor		13		3.582
	820820	Tools; Knives And Cutting Blades, For Wood Working Machines Or Mechanical Appliances		19.492		170.246
	820830	Tools; Knives And Cutting Blades, For Kitchen Appliances Or For Machines U	218	667	1.514	9.629
	820890	Tools; Knives And Cutting Blades, For Machines Or Mechanical Appliances, N	2.346	1.641	351.395	109.068
	820900	Tools; Plates, Sticks, Tips And The Like For Tools, Unmounted, Of Sintered M	961	995	121.781	186.090
	821000	Tools; Hand-operated Mechanical Appliances, Weighing 10kg Or Less, Used	3.124	696	44.307	6.438
	821110	Knives; With Cutting Blades, Serrated Or Not (including Pruning Knives), Sets	1	9	50	1.732
	821191	Knives; Table Knives, Having Fixed Cutting Blades, Serrated Or Not, Excluding	62		885	
	821192	Knives; Having Fixed Cutting Blades, (other Than Table Knives), Serrated Or I	342	60	3.208	549
	821193	Knives; With Cutting Blades, (having Other Than Fixed Blades), Serrated Or N	185	153	9.844	4.119
	821194	Blades; Cutting, Serrated Or Not, Excluding Those Of Heading No. 8208	13	11	169	77
	821195	Knives; With Handles Of Base Metal	0	0	17	18
	821210	Razors	819	678	20.286	17.176
	821220	Razors; Safety Razor Blades, Including Razor Blade Blanks In Strips	2.164	1.439	80.122	67.613
	821290	Razors; Parts N.e.c. In Heading No. 8212	66		1.545	
	821300	Scissors; Tailors' Shears, Similar Shears And Blades Therefore	198	585	2.217	9.289
	821410	Cutlery; Paper Knives, Letter Openers, Erasing Knives, Pencil Sharpeners And	8.746	744	51.098	31.257
	821420	Manicure Or Pedicure Sets And Instruments; (including Nail Files)		126		934
	821490	Cutlery; Hair Clippers And Mincing Knives	16.593	3.355	114.603	22.581
	821510	Cutlery; Sets Of Assorted Articles (e.g. Spoons, Forks, Ladles, Skimmers, Cake	40	8	477	149
	821520	Cutlery; Sets Of Assorted Articles (e.g. Spoons, Forks, Ladles, Skimmers, Cake	46.710	62.248	312.674	444.908
	821599	Cutlery; Other Than Plated With Precious Metal	27.777	37.978	67.861	134.321
	830110	Padlocks; (key, Combination Or Electrically Operated), Of Base Metal	3.008	793	1.968	12.728
	830120	Locks; Of A Kind Used For Motor Vehicles (key, Combination Or Electrically C	186.568	227.851	2.435.719	3.395.237
	830130	Locks; Of A Kind Used For Furniture (key, Combination Or Electrically Operat	47	10	139	107
	830140	Locks; (other Than Those For Motor Vehicles Or Furniture), (key, Combinatic	17.429	31.268	164.444	138.888
	830150	Clasps And Frames With Clasps; Incorporating Locks, Of Base Metal	7.101	547	16.460	6.841
	830160	Locks; Parts Of Padlocks, Locks, Clasps And Frames With Clasps Incorporatin	31.900	21.756	203.736	239.147
	830170	Keys; Presented Separately, Of Base Metal	10.575	473	54.822	15.841
	830210	Hinges; Suitable For Furniture, Doors, Staircases, Windows, Blinds, Coachwo	40.908	65.772	304.791	432.722
	830220	Castors; With Mountings, Of Base Metal	6.697	2.967	27.618	41.921
	830230	Mountings, Fittings And Similar Articles; For Motor Vehicles, Of Base Metal	497.845	505.060	2.374.504	2.036.087
	830241	Mountings, Fittings And Similar Articles; Of Base Metal, Suitable For Building	6.586	187.972	236.043	1.488.463

bps.go.id

Tabel 2. Ekspor Provinsi Asal Barang Dirinci Menurut Kode HS6 Digit, 2020—2021

Provinsi Asal	Kode HS 6	Deskripsi HS 6 Digit	Berat Bersih (Kg)		Nilai FOB (US$)	
			2020	2021	2020	2021
(1)	(2)	(3)	(4)	(5)	(6)	(7)
DKI Jakarta						
	830242	Mountings, Fittings And Similar Articles; Suitable For Furniture Of Base Meta	5.526	18.714	85.765	180.539
	830249	Mountings, Fittings And Similar Articles; Suitable For Other Than Buildings O	3.453	1.892	21.693	49.075
	830250	Hat-racks, Hat-pegs, Brackets And Similar Fixtures, Of Base Metal	21.165	532	68.339	3.233
	830260	Automatic Door Closures; Of Base Metal	429.558	327.722	1.922.271	1.796.203
	830300	Safes; Armoured Or Reinforced, Strong-boxes, Doors And Safe Deposit Locke	8.784	7.179	35.644	11.070
	830400	Office Equipment; Filing Cabinets, Card-index Cabinets, Paper Trays, Paper R	3.147	1.482	27.370	41.369
	830510	Stationery; Fittings For Loose-leaf Binders Or Files, Of Base Metal	65	266	379	5.343
	830520	Stationery; Staples In Strips, (e.g. For Offices, Upholstery, Packaging), Of Bas	2.892	23.658	33.736	77.014
	830590	Stationery; Letter Clips, Letter Corners, Paper Clips, Indexing Tags And Simila	16	5.404	450	1.070
	830610	Bells, Gongs And The Like; Non-electric, Of Base Metal	3.668	206	9.274	4.111
	830621	Statuettes And Other Ornaments; Of Base Metal Plated With Precious Metal	292	787	4.262	12.562
	830629	Statuettes And Other Ornaments; Of Base Metal Other Than Plated With Pre	110.259	7.648	166.695	61.510
	830630	Photograph, Picture Or Similar Frames, Mirrors; Of Base Metal	435	556	7.911	6.458
	830710	Tubing; Flexible, With Or Without Fittings, Of Iron Or Steel	781	221	12.842	10.310
	830790	Tubing; Flexible, With Or Without Fittings Of Base Metal, Other Than Those	398	701	4.464	1.060
	830810	Hooks, Eyes And Eyelets; Of Base Metal, Of A Kind Used For Clothing, Footw	13.880	11.909	65.296	89.846
	830820	Rivets; Tubular Or Bifurcated, Of Base Metal	9	108	100	662
	830890	Clasps, Frames With Clasps, Buckles, Buckle Clasps; Of Base Metal, Of A Kind	95.401	117.492	1.432.995	2.105.007
	830910	Stoppers; Corks, Of Base Metal	255.948	0	486.532	32
	830990	Stoppers; Caps And Lids, Of Base Metal	2.378.000	1.771.655	6.727.476	5.670.885
	831000	Sign Plates, Name-plates, Address-plates And Similar Plates, Numbers, Lette	10.692	8.192	34.347	38.757
	831110	Electrodes; Coated, Of Base Metal, For Electric Arc-welding	14.040	6.362	44.814	47.679
	831120	Wire; Cored, Of Base Metal, For Electric Arc-welding	9.086	33.823	3.461	54.340
	831130	Rods And Wire; Coated Rods And Cored Wire, Of Base Metal, For Soldering,	200	24	9.652	804
	831190	Wires, Rods, Tubes, Plates, Electrodes Of Base Metal Or Metal Carbides; Of	7.653	7.640	182.571	264.593
	840110	Nuclear Reactors		0		2
	840120	Machinery And Apparatus; For Isotopic Separation, And Parts Thereof		1.080		5.448
	840211	Boilers; Watertube Boilers With A Steam Production Exceeding 45t Per Hour	5		10	
	840212	Boilers; Watertube Boilers With A Steam Production Not Exceeding 45t Per	108	1	1.762	103
	840219	Boilers; Vapour Generating Boilers, Including Hybrid Boilers N.e.c. In Heading	143.600	12	707.612	60
	840220	Boilers; Super-heated Water Boilers		1		50
	840290	Boilers; Parts Of Steam Or Other Vapour Generating Boilers	6.190	109.586	77.399	620.699
	840310	Boilers; Central Heating Boilers (excluding Those Of Heading No. 8402)		174.235		1.061.186
	840420	Boilers; Condensers, For Steam Or Other Vapour Power Units	40	83	511	327
	840490	Boilers; Parts Of Auxiliary Plant, For Use With Boilers Of Heading No. 8402 A	20	1	20	244
	840510	Generators; Producer Gas, Water Gas, Acetylene Gas And Similar Water Process Gas Generat		16		525
	840590	Generators; Parts Of Producer Gas, Water Gas, Acetylene Gas And Similar W	17	177	788	8.792
	840610	Turbines; Steam And Other Vapour Turbines, For Marine Propulsion		17.200		18.525
	840690	Turbines; Parts Of Steam And Other Vapour Turbines	3.333	4.766	202.528	277.468
	840710	Engines; For Aircraft, Spark-ignition Reciprocating Or Rotary Internal Combu	11.073	12.532	314.557	43.000
	840721	Engines; Outboard Motors For Marine Propulsion, Spark-ignition Reciprocati	17.668	10.246	576.038	267.706
	840729	Engines; For Marine Propulsion, (other Than Outboard Motors), Spark-ignitio	74	999	1.202	22.845
	840732	Engines; Reciprocating Piston Engines, Of A Kind Used For The Propulsion Of	11.740.309	12.112.154	141.058.904	158.890.492
	840733	Engines; Reciprocating Piston Engines, Of A Kind Used For The Propulsion Of	288.551	210.980	6.160.955	2.875.378
	840734	Engines; Reciprocating Piston Engines, Of A Kind Used For The Propulsion Of	13.540.015	13.354.960	104.676.907	114.821.440
	840790	Engines; Rotary Internal Combustion Piston Engines, For Other Than Aircraft	1.206	1.735	13.252	79.160
	840810	Engines; For Marine Propulsion, Compression-ignition Internal Combustion	17.284	41.404	283.581	114.319
	840820	Engines; Compression-ignition Internal Combustion Piston Engines (diesel O	40.800	22.376	397.245	40.639
	840890	Engines; Compression-ignition Internal Combustion Piston Engines (diesel O	1.148.437	1.665.008	20.215.499	29.228.102
	840910	Engines; Parts Of Aircraft Engines (spark-ignition Reciprocating Or Rotary Int	1.578	7.642	504.882	7.728.160
	840991	Engines; Parts, Suitable For Use Solely Or Principally With Spark-ignition Inte	5.438.768	9.680.698	46.517.007	62.487.540
	840999	Engines; Parts For Internal Combustion Piston Engines (excluding Spark-ignit	2.232.977	2.779.423	43.366.152	51.814.853
	841011	Turbines; Hydraulic Turbines And Water Wheels, Of A Power Not Exceeding	3.493	2.331	23.827	120.854
	841090	Turbines; Parts Of Hydraulic Turbines And Water Wheels, Including Regulato	5	5	441	31
	841112	Turbo-jets; Of A Thrust Exceeding 25kn	36.841	5.735	225.000	35.500
	841121	Turbo-propellers; Of A Power Not Exceeding 1100kw	634	671	27.278	26.500
	841122	Turbo-propellers; Of A Power Exceeding 1100kw	1.632	1.500	122.571	200.000
	841181	Turbines; Gas-turbines (excluding Turbo-jets And Turbo-propellers), Of A Po	396	757	85.992	444.505
	841182	Turbines; Gas-turbines (excluding Turbo-jets And Turbo-propellers), Of A Po	2		4.071	
	841191	Turbines; Parts Of Turbo-jets And Turbo-propellers	1.112	1.527	53.637	89.713

https://www.bps.go.id

Tabel 2. Ekspor Provinsi Asal Barang Dirinci Menurut Kode HS6 Digit, 2020—2021

Provinsi Asal	Kode HS 6	Deskripsi HS 6 Digit	Berat Bersih (Kg)		Nilai FOB (US$)	
			2020	2021	2020	2021
(1)	(2)	(3)	(4)	(5)	(6)	(7)
DKI Jakarta						
	841199	Turbines; Parts Of Gas Turbines (excluding Turbo-jets And Turbo-propellers)	13.848	10.252	658.284	1.366.631
	841210	Engines; Reaction Engines, Other Than Turbo-jets		18.200		6.330
	841221	Engines; Hydraulic Power Engines And Motors, Linear Acting (cylinders)	177.159	8.418	679.861	192.744
	841229	Engines; Hydraulic Power Engines And Motors, Other Than Linear Acting (cy	579	1.676	32.887	103.285
	841231	Engines; Pneumatic Power Engines And Motors, Linear Acting (cylinders)	16	166	2.262	3.478
	841239	Engines; Pneumatic Power Engines And Motors, Other Than Linear Acting (c	1.592	1.161	58.070	47.472
	841280	Engines; Pneumatic Power Engines And Motors, N.e.c. In Heading No. 8412	115.270	375	31.765	6.600
	841290	Engines; Parts, For Engines And Motors Of Heading No. 8412	687	17.916	30.095	200.965
	841311	Pumps; Fitted Or Designed To Be Fitted With A Measuring Device, For Dispe	107	1.107	1.867	18.745
	841319	Pumps; For Liquids, Fitted Or Designed To Be Fitted With A Measuring Devic	4.329	3.724	87.773	65.898
	841320	Pumps; Hand, Fitted Or Designed To Be Fitted With A Measuring Device, For	6.940	4.498	38.187	122.332
	841330	Pumps; Fuel, Lubricating Or Cooling Medium Pumps For Internal Combustio	190.392	280.412	6.036.734	7.290.343
	841340	Pumps; Concrete Pumps	6.000	21.283	10.000	21.544
	841350	Pumps; Reciprocating Positive Displacement Pumps, N.e.c. In Heading No. 8	1.063	3.155	37.774	101.015
	841360	Pumps; Rotary Positive Displacement Pumps, N.e.c. In Heading No. 8413, Fo	1.122	5.463	41.718	351.990
	841370	Pumps; Centrifugal, N.e.c. In Heading No. 8413, For Liquids	97.846	36.109	650.465	255.245
	841381	Pumps And Liquid Elevators; N.e.c. In Heading No. 8413	2.812.685	2.458.935	13.605.361	12.025.485
	841382	Liquid Elevators	37	40	1.258	3.588
	841391	Pumps; Parts Thereof	990.195	1.377.845	7.362.010	8.783.996
	841392	Liquid Elevators; Parts Thereof	973	3	9.171	193
	841410	Pumps; Vacuum	5.944	791	42.698	30.076
	841420	Pumps; Hand Or Foot-operated Air Pumps	13.965	120	88.487	3.080
	841430	Compressors; Of A Kind Used In Refrigerating Equipment	112.892	148.190	1.656.183	2.339.205
	841440	Compressors; Air Compressors Mounted On A Wheeled Chassis For Towing	22.522	62.409	153.936	191.593
	841451	Fans; Table, Floor, Wall, Window, Ceiling Or Roof Fans, With A Self-containe	43.017	32.883	390.709	270.274
	841459	Fans; N.e.c. In Item No. 8414.51	16.795	12.321	98.814	170.402
	841460	Hoods; Ventilating Or Recycling Hoods Incorporating A Fan, Whether Or Not	1.334	1.274	3.108	8.324
	841480	Pumps And Compressors; For Air, Vacuum Or Gas, N.e.c. In Heading No. 841	235.423	168.296	3.258.100	3.160.957
	841490	Pumps And Compressors; Parts, Of Air Or Vacuum Pumps, Air Or Other Gas	133.090	141.634	1.825.753	2.852.261
	841510	Air Conditioning Machines; Comprising A Motor-driven Fan And Elements Fo	30.582	47.224	193.190	286.131
	841520	Air Conditioning Machines; Comprising A Motor Driven Fan And Elements Fo	3.931	1.873	42.327	116.342
	841581	Air Conditioning Machines; Containing A Motor Driven Fan, Other Than Win	38	168	3.018	3.515
	841582	Air Conditioning Machines; Containing A Motor Driven Fan, Other Than Win	115	4.681	1.936	74.525
	841583	Air Conditioning Machines; Containing A Motor Driven Fan, Other Than Win	481	18.714	7.315	180.854
	841590	Air Conditioning Machines; With Motor Driven Fan And Elements For Tempe	118.623	191.438	2.901.547	4.666.277
	841620	Furnaces; Furnace Burners, For Pulverized Solid Fuel Or Gas, Including Comb	1.155	143	153.603	1.833
	841630	Furnace Accessories; Mechanical Stokers, Mechanical Grates, Mechanical As	1	6	25	6.085
	841690	Furnaces; Parts Of Furnace Burners, For Liquid Fuel, Pulverized Solid Fuel Or	665	883	37.708	85.464
	841710	Furnaces And Ovens; Non-electric, For The Roasting, Melting Or Other Heat-treatment Of Ore		1.934		3.523
	841720	Ovens; Non-electric, Bakery Ovens, Including Biscuit Ovens	190	616	1.870	5.091
	841780	Furnaces And Ovens; Including Incinerators, Non-electric, For Industrial Or Laboratory Use, N.		4		20
	841790	Furnaces And Ovens; Parts Of Non-electric Furnaces And Ovens (including In	2.517	5.115	38.896	34.539
	841810	Refrigerators And Freezers; Combined Refrigerator-freezers, Fitted With Sep	902.275	1.131.190	4.618.565	6.004.733
	841821	Refrigerators; For Household Use, Compression-type, Electric Or Other	361.586	503.897	1.577.992	2.368.343
	841829	Refrigerators; Household, Electric Or Not, Other Than Compression-type	1	29	10	276
	841830	Freezers; Of The Chest Type, Not Exceeding 800l Capacity	423	9.111	1.431	36.309
	841840	Freezers; Of The Upright Type, Not Exceeding 900l Capacity	8.322	228.097	63.030	1.462.033
	841850	Furniture Incorporating Refrigerating Or Freezing Equipment; For Storage Ar	5.933	540	183.582	12.884
	841869	Refrigerating Or Freezing Equipment; N.e.c. In Heading No. 8418	15.152	2.778	292.623	183.156
	841891	Refrigerating Or Freezing Equipment; Parts, Furniture Designed To Receive R	56.845	17	145.613	205
	841899	Refrigerating Or Freezing Equipment; Parts Thereof, Other Than Furniture	49.220	56.672	484.909	152.384
	841911	Heaters; Instantaneous Gas Water Heaters, For Domestic Or Other Purposes	140	1.902	2.348	244.448
	841919	Heaters; Instantaneous Or Storage Water Heaters, Non-electric, Other Than	263	22.831	1.409	303.427
	841920	Sterilizers; For Medical, Surgical Or Laboratory Use, Not Used For Domestic I	343	1.345	20.566	134.577
	841939	Dryers; For Products N.e.c. In Heading No. 8419, Not Used For Domestic Purposes		18.934		131.326
	841940	Distilling Or Rectifying Plant; Not Used For Domestic Purposes	341.177	111.087	1.382.379	589.143
	841950	Heat Exchange Units; Not Used For Domestic Purposes	1.882	6.881	99.553	75.781
	841960	Machinery; For Liquefying Air Or Gas, Not Used For Domestic Purposes	280	2.944	7.711	39.000
	841981	Machinery, Plant And Equipment; For Making Hot Drinks, For Cooking Or He	2.929	13.137	113.038	123.913
	841989	Machinery, Plant And Laboratory Equipment; For Treating Materials By Char	299	153.286	48.844	734.516

https://www.bps.go.id

Tabel 2. Ekspor Provinsi Asal Barang Dirinci Menurut Kode HS6 Digit, 2020—2021

Provinsi Asal	Kode HS 6	Deskripsi HS 6 Digit	Berat Bersih (Kg)		Nilai FOB (US$)	
			2020	2021	2020	2021
(1)	(2)	(3)	(4)	(5)	(6)	(7)
DKI Jakarta						
	841990	Machinery, Plant And Laboratory Equipment; Parts Of Equipment For Treati	116.965	18.572	704.868	204.976
	842010	Machines; Calendering Or Other Rolling Machines, For Other Than Metal Or	14		12	
	842091	Machines; Parts, Cylinders For Calendering Or Other Rolling Machines, For C	56	51	3.335	2.392
	842099	Machines; Parts, (other Than Cylinders), For Calendering Or Other Rolling M	51	12	3.702	855
	842112	Centrifuges; Clothes-dryers	2	5.700	9	48.832
	842119	Centrifuges; N.e.c. In Heading No. 8421, Including Centrifugal Dryers (but Nc	913	88	2.664	3.073
	842121	Machinery; For Filtering Or Purifying Water	328.560	212.183	1.172.047	1.331.993
	842122	Machinery; For Filtering Or Purifying Beverages Other Than Water	3.674		1.042	
	842123	Machinery; Filtering Or Purifying Machinery, Oil Or Petrol Filters For Internal	105.348	52.043	822.478	808.912
	842129	Machinery; For Filtering Or Purifying Liquids, N.e.c. In Item No. 8421.2	29.607	5.527	574.740	698.173
	842131	Machinery; Intake Air Filters For Internal Combustion Engines	201.993	309.309	6.613.590	9.912.820
	842139	Machinery; For Filtering Or Purifying Gases, Other Than Intake Air Filters For	166.344	137.530	2.672.882	5.057.213
	842191	Centrifuges; Parts Thereof, Including Parts For Centrifugal Dryers	372	18.873	35.446	154.878
	842199	Machinery; Parts For Filtering Or Purifying Liquids Or Gases	124.140	135.809	1.889.408	1.446.673
	842211	Dish Washing Machines; Of The Household Type	180	1.384	608	5.576
	842219	Dish Washing Machines; Of Other Than Household Type	1.157	953	20.159	9.697
	842220	Machinery; For Cleaning Or Drying Bottles Or Other Containers	1.011	6.200	500	45.193
	842230	Machinery; For Filling, Closing, Sealing, Capsuling Or Labelling Bottles, Cans,	12.917	18.589	34.750	323.069
	842240	Machinery; For Packing Or Wrapping	15.330	3.129	116.173	63.850
	842290	Machinery; Parts Of Machinery Of Heading No. 8422	18.190	23.629	235.835	314.709
	842310	Weighing Machines; Personal (including Baby Scales) And Household Scales	19	17	272	1.336
	842320	Weighing Machines; Scales For Continuous Weighing Of Goods On Conveyors		2.140		79.846
	842330	Weighing Machines; Constant Weight Scales And Scales For Discharging A Pr	557	689	29.968	34.369
	842381	Weighing Machines; Having A Maximum Weighing Capacity Not Exceeding 3	150	160	13.473	14.804
	842382	Weighing Machines; Having A Maximum Weighing Capacity Exceeding 30kg	3.550	4.806	5.100	14.117
	842389	Weighing Machines; Having A Maximum Weighing Capacity Exceeding 5000kg		49		45
	842390	Weighing Machines; Weights Of All Kinds, Parts Of Weighing Machinery	4.241	1.878	15.969	22.186
	842410	Fire Extinguishers; Whether Or Not Charged	2.096	2.802	4.186	68.535
	842420	Spray Guns And Similar Appliances	8.750	272	44.403	12.127
	842430	Mechanical Appliances; Steam Or Sand Blasting Machines And Similar Jet Pr	2.246	2	4.922	1
	842441	Mechanical Appliances; Agricultural Or Horticultural Sprayers; Portable Spra	31	11.403	208	56.746
	842449	Mechanical Appliances; Agricultural Or Horticultural Sprayers; Other Than P	183		7.333	
	842482	Mechanical Appliances; Agricultural Or Horticultural, N.e.c. In Heading 8424	134	54	5.493	1.031
	842489	Mechanical Appliances; For Projecting, Dispersing Or Spraying Liquids Or Po	16.464	1.025	72.577	9.379
	842490	Mechanical Appliances; Parts Of Machines Projecting, Dispersing Or Sprayin	62.130	8.102	305.779	84.397
	842511	Pulley Tackle And Hoists; Powered By An Electric Motor (excluding Skip Hois	55	890	1.741	16.401
	842519	Pulley Tackle And Hoists; Not Powered By An Electric Motor (excluding Skip	7	417	187	25.632
	842539	Winches; Capstans; Not Powered By An Electric Motor	24.965	17.979	85.430	59.911
	842541	Jacks; Built-in Jacking Systems Of A Type Used In Garages, For Raising Vehicl	10		109	
	842542	Jacks And Hoists; Hydraulic, Of A Kind Used For Raising Vehicles	8.245	32.196	25.942	98.522
	842549	Jacks And Hoists; (other Than Hydraulic), Of A Kind Used For Raising Vehicles	647	3.857	8.849	24.780
	842611	Cranes; Overhead Travelling Cranes On Fixed Support		17		981
	842619	Cranes; Transporter, Gantry And Bridge Cranes	8.225	102.886	11.690	315.582
	842620	Cranes; Tower Cranes		76.211		74.667
	842630	Cranes; Portal Or Pedestal Jib Cranes		2.252		3.150
	842641	Cranes; Self-propelled Derricks And Cranes, On Tyres, N.e.c. In Heading No. 8426		172.648		275.800
	842649	Cranes; Self-propelled Derricks And Cranes, Not On Tyres, N.e.c. In Heading No. 8426		61.070		101.366
	842699	Cranes And Derricks; For Other Than Mounting On Road Vehicles, N.e.c. In H	120.000		411.400	
	842710	Fork-lift And Other Works Trucks; Fitted With Lifting Or Handling Equipment	22.450	3.725	19.860	8.622
	842720	Fork-lift And Other Works Trucks; Fitted With Lifting Or Handling Equipment	216.000	1.413.917	140.000	380.230
	842790	Fork-lift And Other Works Trucks; Fitted With Lifting Or Handling Equipment	57.350	290.147	275.000	56.263
	842810	Lifts And Skip Hoists		949		18.640
	842820	Elevators And Conveyors; Pneumatic	1.247	326	34.652	35.968
	842832	Elevators And Conveyors; Continuous-action, For Goods Or Materials, Bucket Type, N.e.c. In It		990		852
	842833	Elevators And Conveyors; Continuous-action, For Goods Or Materials, Belt T	24.790	49.188	116.971	257.415
	842839	Elevators And Conveyors; Continuous-action, For Goods Or Materials, N.e.c.	440	14.505	2.419	70.691
	842890	Lifting, Handling, Loading Or Unloading Machinery; N.e.c. In Heading No. 84	26.872	5.776	108.521	60.971
	842911	Bulldozers And Angledozers; Self-propelled, Track Laying	1.527.869	4.533.168	2.006.350	6.948.516
	842919	Bulldozers And Angledozers; Self-propelled, Other Than Track Laying	2.629.090	2.051.461	1.300.321	1.135.739
	842920	Graders And Levellers	318.877	372.312	1.786.490	780.000

https://www.bps.go.id

Tabel 2. Ekspor Provinsi Asal Barang Dirinci Menurut Kode HS6 Digit, 2020—2021

Provinsi Asal	Kode HS 6	Deskripsi HS 6 Digit	Berat Bersih (Kg)		Nilai FOB (US$)	
			2020	2021	2020	2021
(1)	(2)	(3)	(4)	(5)	(6)	(7)
DKI Jakarta						
	842940	Tamping Machines And Road Rollers; Self-propelled	152.008	122.191	451.935	292.000
	842951	Front-end Shovel Loaders		139.570		261.210
	842952	Mechanical Shovels, Excavators And Shovel Loaders; With A 360 Degree Rev	4.650.046	65.529.746	6.278.423	6.853.281
	842959	Mechanical Shovels, Excavators And Shovel Loaders; N.e.c. In Item No. 8429	4.463.354	1.614.176	4.662.439	2.105.875
	843010	Pile-drivers And Pile-extractors	65.640	37.490	235.794	114.569
	843039	Coal Or Rock Cutters And Tunnelling Machinery; Not Self-propelled	370	78	22.273	2.297
	843041	Boring Or Sinking Machinery; Self-propelled, N.e.c. In Heading No. 8430	62.543	39.600	121.801	671.800
	843049	Boring And Sinking Machinery; Not Self-propelled	75.854	342.679	144.411	1.318.317
	843050	Machinery; For Handling Earth, Minerals Or Ores, Self-propelled, N.e.c. In He	84.667	15.100	275.693	201.284
	843061	Machinery; For Tamping Or Compacting, Not Self-propelled	648	26	27.676	1.100
	843069	Machinery; For Moving, Levelling, Scraping, Grading, Excavating Earth Miner	221	3.590	7.578	18.631
	843110	Machinery; Parts Of The Machinery Of Heading No. 8425	16.109	20.176	146.022	107.463
	843120	Machinery; Parts Of The Machinery Of Heading No. 8427	19.951	4.731	461.882	73.762
	843131	Lifts, Skip Hoists Or Escalators; Parts Thereof	2.269	7.999	37.825	146.967
	843139	Machinery; Parts Of The Machinery Of Heading No. 8428, (other Than Lifts,	838.158	253.178	1.708.768	729.936
	843141	Machinery Parts; Buckets, Shovels, Grabs And Grips, For The Machinery Of H	317.117	323.051	1.792.129	1.609.705
	843142	Machinery Parts; Bulldozer Or Angledozer Blades	51.837	417.589	439.057	484.184
	843143	Boring Or Sinking Machinery; Parts Of The Machinery Of Item No. 8430.41 C	139.375	204.735	1.816.721	4.371.617
	843149	Machinery; Parts Of Machines Handling Earth, Minerals Or Ores And N.e.c. I	4.493.243	8.052.252	23.479.909	37.473.217
	843210	Ploughs; For Soil Preparation	150		1.684	
	843239	Seeders, Planters And Transplanters; Other Than No-till Direct Seeders, Plan	215		3.453	
	843280	Rollers; For Lawns Or Sports-grounds	2	40	1	100
	843290	Machinery; Parts Of Machinery For Soil Preparation Or Cultivation Or For Ro	106	777	1.498	9.203
	843311	Mowers; Lawn, Parks Or Sports-grounds, Powered, With The Cutting Device Rotating In A Hor		204		774
	843319	Mowers; For Lawns, Parks Or Sports-grounds, Other Than With The Cutting Device Rotating Ir		1.100		5.280
	843320	Mowers; N.e.c. In Item No. 8433.1 (including Cutter Bars For Tractor Mounti	2		28	
	843352	Threshing Machinery; Other Than Combine Harvester-threshers		17.695		75.173
	843360	Machines; For Cleaning, Sorting Or Grading Eggs, Fruit Or Other Agricultural	2.000		14.700	
	843390	Harvesting Machinery; Parts, Including Parts Of Threshing Machinery, Straw	2	152	601	19.884
	843410	Milking Machines		109		11.291
	843510	Presses, Crushers And Similar Machinery; Used In The Manufacture Of Wine, Cider, Fruit Juice		437		907
	843590	Presses, Crushers And Similar Machinery; Parts, Used In The Manufacture O	72		454	
	843610	Machinery; For Preparing Animal Feeding Stuffs		603		10.829
	843621	Poultry Incubators And Brooders	67	2	914	153
	843629	Poultry-keeping Machinery; Other Than Incubators And Brooders	73.012	4	151.887	35
	843680	Machinery; For Agricultural, Horticultural Or Forestry Use And N.e.c. In Head	54.836	174.946	285.840	657.114
	843691	Machinery; Parts Of Poultry-keeping Machinery Or Poultry Incubators And B	4.509	2.394	16.790	5.491
	843699	Machinery; Parts Of That Machinery For Agricultural, Horticultural Or Forest	673	66	46.387	1.989
	843710	Machines; For Cleaning, Sorting Or Grading Seed, Grain Or Dried Leguminou	3	510	154	1.984
	843780	Machinery; For Use In The Milling Industry Or For The Working Of Cereals O	2.090	2.191	107.928	14.720
	843790	Machines; Parts Of Those For Cleaning, Sorting Or Grading Seed, Grain Or D	1.074	118	1.835	1.611
	843810	Machinery; Industrial, For Bakery And For The Manufacture Of Macaroni, Sp	41.675	80.952	820.080	1.333.149
	843820	Machinery; Industrial, For The Manufacture Of Confectionery, Cocoa Or Cho	31.148	1.000	1.144.950	16.000
	843830	Machinery; Industrial, For Sugar Manufacture		1		427
	843850	Machinery; Industrial, For The Preparation Of Meat Or Poultry	330	2.548	6.664	21.904
	843860	Machinery; Industrial, For The Preparation Of Fruits, Nuts Or Vegetables	2.850	9.415	32.768	39.749
	843880	Machinery; Used In The Industrial Preparation Or Manufacture Of Food Or D	588	1.578	15.890	20.024
	843890	Machinery; Parts Of Those Machines Used In The Industrial Preparation Or M	29.306	24.315	427.456	390.085
	843930	Machinery; For Finishing Paper Or Paperboard	10	11.158	61	3.000
	843991	Machinery; Parts Of Machinery For Making Pulp Of Fibrous Cellulosic Materi	876	4.735	20.450	99.546
	843999	Machinery; Parts Of Machinery For Making Or Finishing Paper Or Paperboar	109	4.167	3.205	62.761
	844010	Book-binding Machinery; Including Book-sewing Machines	141	44	280	4.717
	844090	Book-binding Machinery; Including Book-sewing Machines, Parts Thereof		5		440
	844110	Machines; Cutting, Of All Kinds, For Making Up Paper Pulp, Paper Or Paperb	332	183.717	3.700	366.940
	844120	Machines; For Making Bags, Sacks Or Envelopes Of Paper Pulp, Paper Or Pap	1		10	
	844180	Machinery; N.e.c. In Heading No. 8441, For Making Up Paper Pulp, Paper Or	43	1.565	478	6.389
	844190	Machinery; Parts Of Machinery For Making Up Paper Pulp, Paper Or Paperb	897	29	10.276	874
	844230	Machinery, Apparatus And Equipment (excluding Machines Of Heading No.	91	29	989	599
	844240	Machinery, Apparatus And Equipment (excluding Machines Of Heading No.	239	7.382	26.609	31.670
	844250	Plates, Cylinders And Other Printing Components; Lithographic Stones Prepa	2.333	15.700	25.039	83.218

https://kepulauan riau.bps.go.id

Tabel 2. Ekspor Provinsi Asal Barang Dirinci Menurut Kode HS6 Digit, 2020—2021

Provinsi Asal	Kode HS 6	Deskripsi HS 6 Digit	Berat Bersih (Kg)		Nilai FOB (US$)	
			2020	2021	2020	2021
(1)	(2)	(3)	(4)	(5)	(6)	(7)
DKI Jakarta						
	844311	Printing Machinery; Offset, Reel-fed	272.576	135.791	819.126	1.139.339
	844312	Printing Machinery; Offset, Sheet-fed, Office Type (sheet Size Not Exceeding 22 X 36cm In The		9		23
	844313	Printing Machinery; Offset, N.e.c. In Item No. 8443.1	81.983	189.840	250.296	479.227
	844314	Printing Machinery; Letterpress, Reel-fed, Excluding Flexographic Printing	1	0	1.671	558
	844315	Printing Machinery; Letterpress, Other Than Reel-fed, Excluding Flexographi	7		1.940	
	844319	Printing Machinery; Used For Printing By Means Of Plates, Cylinders And Oth	688	5.385	13.761	71.907
	844331	Printing, Copying, And Facsimile Machines; Machines Which Perform Two O	12.387	74.650	164.441	876.134
	844332	Printing, Copying, And Facsimile Machines; Single-function Printing, Copying	28.002	5.903	690.613	307.195
	844339	Printing, Copying, And Facsimile Machines; Single-function Printing, Copying	275	28.609	26.196	301.349
	844391	Printing Machinery Used For Printing By Means Of Plates, Cylinders And Oth	12.711	7.040	709.531	667.346
	844399	Printing Machinery; Parts And Accessories, N.e.c. In Item No. 8443.91	39.725	107.817	2.345.811	2.785.091
	844511	Textile Machinery; Carding Machines For Preparing Textile Fibres	7.176		106.476	
	844520	Textile Machinery; Spinning Machines		780		1.051
	844540	Textile Machinery; Winding (including Weft-winding) Or Reeling Machines		1		7
	844590	Textile Machinery; Involved In Textile Fibre Or Textile Yarn Preparation And	912	332	72.000	52.290
	844610	Weaving Machines (looms); For Weaving Fabrics Of A Width 30cm Or Less		50		889
	844629	Weaving Machines (looms); For Weaving Fabrics Of A Width Exceeding 30cm, Shuttle Type, O		750		526
	844630	Weaving Machines (looms); For Weaving Fabrics Of A Width Exceeding 30cm	127.500	82.000	56.850	32.100
	844711	Knitting Machines; Circular, With Cylinder Diameter Not Exceeding 165mm		750		526
	844712	Knitting Machines; Circular, With Cylinder Diameter Exceeding 165mm	57		2.961	
	844720	Knitting Machines; Flat, Stitch-bonding Machines		12.030		8.941
	844790	Machines; For Making Gimped Yarn, Tulle, Lace, Embroidery, Trimmings, Bra	12.956	18.799	30.591	16.787
	844820	Machines; Parts And Accessories Of Machines Or Auxiliary Machinery Of Hea	990	124	101.474	1.938
	844831	Machines, Card Clothing; Parts And Accessories		1		490
	844832	Machines; Parts And Accessories Of Machines Or Auxiliary Machinery For Pr	8.242	7	92.434	139
	844833	Machines; Parts And Accessories Of Machines Or Auxiliary Machinery, Spind	273	12	6.354	1.617
	844839	Machines; Parts And Accessories Of Machines Or Auxiliary Machinery Of Hea	140	149	15.441	6.586
	844849	Weaving Machines (looms); Parts Including Their Auxiliary Machinery, And A	105	70	18.263	3.103
	844851	Machines; Parts And Accessories Of Machines Of Heading No. 8447 Or Auxil	6	1	2.061	7
	844859	Machines; Parts And Accessories Of Machines Or Auxiliary Machinery Of Hea	410	27.118	25.785	183.818
	844900	Machinery; For Manufacture Or Finishing Felt Or Non-wovens In The Piece C	1		4	
	845011	Washing Machines; Household Or Laundry-type, Fully-automatic, (of A Dry L	14.613	22.819	35.664	83.587
	845012	Washing Machines; Household Or Laundry-type, With Built-in Centrifugal Dr	108.138	206.382	405.959	798.647
	845019	Washing Machines; Household Or Laundry-type, Not Fully-automatic, Witho	898	1.535	11.286	4.657
	845020	Washing Machines; Household Or Laundry-type, Of A Dry Linen Capacity Exc	340.976	337.609	1.572.189	1.558.854
	845090	Washing Machines; Parts For Household Or Laundry-type	10.284	14.472	101.447	101.312
	845110	Dry-cleaning Machines	8		55	
	845121	Drying Machines; Of A Dry Linen Capacity Not Exceeding 10kg	852	1.170	2.640	6.636
	845129	Drying Machines; Of A Dry Linen Capacity Exceeding 10kg	6.750	7.600	51.338	76.868
	845130	Ironing Machines And Presses (including Fusing Presses)	1.284		12.125	
	845140	Machines; For Washing, Bleaching Or Dyeing		425		3.000
	845150	Machines; For Reeling, Unreeling, Folding, Cutting Or Pinking Textile Fabrics	300		11.500	
	845180	Machinery; For Wringing, Dressing, Finishing, Coating Or Impregnating Texti	9.000	520	24.909	16.400
	845190	Machinery; Parts, Of The Machinery Of Heading No. 8451	6.723	3.217	6.223	166.115
	845210	Sewing Machines; Of The Household Type	9.275	1.865	46.111	23.962
	845221	Sewing Machines; (not Household Type), Automatic Units	2.366	2.518	44.930	75.930
	845229	Sewing Machines; Not Household Or Automatic Unit Type	60.939	20.197	131.635	143.763
	845230	Sewing Machine Needles	4		4.587	
	845290	Sewing Machines; Furniture, Bases And Covers For Sewing Machines And Pa	15.326	499	41.988	78.410
	845310	Machinery; For Preparing, Tanning Or Working Hides, Skins Or Leather, Other Than Sewing M		1		133
	845320	Machinery; For Making Or Repairing Footwear, Other Than Sewing Machine	1		94	
	845390	Machinery; Parts Of Those For Preparing, Tanning Or Working Hides, Skins C	1	10	298	394
	845410	Converters; Of A Type Used In Metallurgy Or In Metal Foundries	106	425	503	52.147
	845420	Ingot Moulds And Ladles; Of A Kind Used In Metallurgy Or In Metal Foundrie	840	250	47.616	18.851
	845430	Casting Machines; Of A Kind Used In Metallurgy Or In Metal Foundries	4.602	69	85.275	1.594
	845490	Machines; Parts Of Converters, Ladles, Ingot Moulds And Casting Machines,	108	32	5.696	3.921
	845522	Metal-rolling Mills; Cold	10.740		20.000	
	845530	Metal-rolling Mills; Rolls Thereof	3	1	145	1
	845590	Metal-rolling Mills; Parts Thereof	27	108	578	2.207
	845611	Machine-tools; For Working Any Material By Removal Of Material; Operated	7.656	570	306.221	204.867

https://jakarta.bps.go.id

Tabel 2. Ekspor Provinsi Asal Barang Dirinci Menurut Kode HS6 Digit, 2020—2021

Provinsi Asal	Kode HS 6	Deskripsi HS 6 Digit	Berat Bersih (Kg)		Nilai FOB (US$)	
			2020	2021	2020	2021
(1)	(2)	(3)	(4)	(5)	(6)	(7)
DKI Jakarta						
	845620	Machine-tools; For Working Any Material By Removal Of Material, Operated By Ultrasonic Pro		2		729
	845630	Machine-tools; For Working Any Material By Removal Of Material, Operated	8		6	
	845640	Machine Tools; For Working Any Material By Removal Of Material; Operatec	125	17	3.218	20
	845650	Machine Tools; For Working Any Material By Removal Of Material; Operated By Water-jet Cut		10.429		112.411
	845690	Machine Tools; For Working Any Material By Removal Of Material; Operatec	49	71	1.760	1.521
	845710	Machining Centres; For Working Metal	14.217	29.926	422.587	244.895
	845730	Metal Machines; Multi-station Transfer Machines, For Working Metal		13		553
	845819	Lathes; For Removing Metal, Horizontal, Other Than Numerically Controlled	30.690		512.500	
	845891	Lathes; For Removing Metal, Numerically Controlled, Other Than Horizontal	13.035	5.602	311.970	87.916
	845899	Lathes; For Removing Metal, Other Than Horizontal Or Numerically Controll	6.000	53.926	35.513	117.951
	845910	Machine-tools; Way-type Unit Head Machines, For Drilling, Boring, Milling, Threading Or Tapp		291		8.831
	845929	Machine-tools; For Drilling By Removing Metal, Other Than Numerically Con	57	80	3.587	8.108
	845939	Machine-tools; For Boring-milling By Removing Metal, Other Than Numerica	73		1.632	
	845949	Machine-tools; For Boring By Removing Metal, Not Numerically Controlled B	7		3.006	
	845959	Machine-tools; For Milling By Removing Metal, Knee-type, Other Than Num	1		112	
	845961	Machine-tools; For Milling By Removing Metal, (not Knee-type), Numerically	7.500	4	16.625	1.937
	845969	Machine-tools; For Milling By Removing Metal, Not Knee-type, Other Than N	1	3.808	10	21.500
	845970	Machine-tools; For Threading Or Tapping By Removing Metal	1.716		49.559	
	846019	Machine-tools; Flat-surface Grinding Machines, Other Than Numerically Con	13	29	6.454	284
	846022	Machine-tools; Grinding Machines (excluding Flat-surface), Centreless, Num	24	1	232	2
	846023	Machine-tools; Cylindrical Grinding Machines (excluding Flat-surface And Ce	9		5.790	
	846029	Machine-tools; Grinding Machines (excluding Flat-surface), Other Than Num	92	54	4.832	724
	846031	Machine-tools; Sharpening (tool Or Cutter Grinding) Machines, Numerically	75	1	475	31
	846039	Machine-tools; Sharpening (tool Or Cutter Grinding) Machines, Other Than N	57	143	262	5.455
	846040	Machine-tools; For Honing Or Lapping	126	788	18.725	13.981
	846090	Machine-tools; For Deburring, Grinding, Polishing Or Otherwise Finishing Me	10.481	19.279	22.182	36.606
	846120	Machine-tools; Shaping Or Slotting Machines, Working By Removing Metal,	193	26	11.845	2.062
	846130	Machine-tools; Broaching Machines, Working By Removing Metal, Sintered I	45		180	
	846140	Machine-tools; Gear Cutting, Gear Grinding Or Gear Finishing Machines, Wo	6	1	357	10
	846150	Machine-tools; Sawing Or Cutting-off Machines, Working By Removing Meta	1	23	20	167
	846190	Machine-tools; Planing Machines, And Other Machine-tools N.e.c. In Headin	10.079	803	17.788	3.278
	846310	Machine-tools; For Working Metal, Sintered Metal Carbides Or Cermets, Wit	35	1	4.288	4
	846330	Machine-tools; Machines For Working Wire, Without Removing Material		0		2
	846390	Machine-tools; For Working Metal, Sintered Metal Carbides Or Cermets, Wit	354	49	4.338	5.005
	846420	Machine-tools; Grinding Or Polishing Machines, For Working Stone, Ceramic	61	2.691	7.101	66.872
	846490	Machine-tools; For Working Stone, Ceramics, Concrete, Asbestos-cement Or	356	251	9.376	4.791
	846510	Machine-tools; Which Can Carry Out Different Types Of Machining Operatio	7.779		42.292	
	846591	Machine-tools; For Working Wood, Cork, Bone, Hard Rubber, Hard Plastics (	700	242	1.400	3.696
	846593	Machine-tools; For Working Wood, Cork, Bone, Hard Rubber, Hard Plastics (	22.024	9	44.019	60
	846595	Machine-tools; For Working Wood, Cork, Bone, Hard Rubber, Hard Plastics (	170		4.099	
	846596	Machine-tools; For Working Wood, Cork, Bone, Hard Rubber, Hard Plastics Or Similar Hard M		64		950
	846599	Machine-tools; For Working Wood, Cork, Bone, Hard Rubber, Hard Plastics (	7.990	494	148.504	1.329
	846610	Parts & Accessories Suited For Use Solely/principally With Machines Of Heac	2.431	730	109.707	17.433
	846620	Parts & Accessories Suited For Use Solely/principally With Machines Of Heac	6.915	7.881	71.648	74.738
	846630	Parts & Accessories Suited For Use Solely/principally With Machines Of Heac	370	523	32.469	21.111
	846691	Parts & Accessories Suited For Use Solely/principally; For The Machines Of H	6.567	18	11.820	167
	846692	Parts & Accessories Suited For Use Solely/principally For The Machines Of H	722	247	13.360	4.430
	846693	Parts & Accessories Suited For Use Solely/principally With Machines Of Heac	9.541	1.791	188.449	35.368
	846694	Machine-tools; Parts And Accessories, For The Machines Of Heading No. 846	2.858	8.953	250.161	173.982
	846711	Tools; For Working In The Hand, Pneumatic, Rotary Type (including Combine	1.608	1.804	26.340	52.111
	846719	Tools; For Working In The Hand, Pneumatic, Other Than Rotary Type	93	148	7.038	6.074
	846721	Tools; For Working In The Hand, With Self-contained Electric Motor; Drills O	622	536	5.872	5.227
	846722	Tools; For Working In The Hand, With Self-contained Electric Motor; Saws	17	49.428	198	9.098
	846729	Tools; For Working In The Hand, With Self-contained Electric Motor; Other T	71.864	72.718	731.713	163.176
	846781	Tools; For Working In The Hand, Chain Saws With Self-contained Non-electri	15.317	6.456	14.331	64.789
	846789	Tools; For Working In The Hand, (other Than Chain Saws), Hydraulic Or With	4.115	470	27.264	18.478
	846791	Tools; For Working In The Hand, Parts Of Chain Saws, With Self-contained N	41.653	1	60.959	51
	846792	Tools; For Working In The Hand, Parts Of Pneumatic Tools	1.397	120	8.730	1.441
	846799	Tools; For Working In The Hand, Parts Thereof For Other Than Chain Saws A	1.096	2.222	28.047	10.993
	846820	Machinery And Apparatus; Gas Operated Machinery And Apparatus N.e.c. In Item No. 8468.1		19		300

https://www.bps.go.id

Tabel 2. Ekspor Provinsi Asal Barang Dirinci Menurut Kode HS6 Digit, 2020—2021

Provinsi Asal	Kode HS 6	Deskripsi HS 6 Digit	Berat Bersih (Kg)		Nilai FOB (US$)	
			2020	2021	2020	2021
(1)	(2)	(3)	(4)	(5)	(6)	(7)
DKI Jakarta						
	846880	Machinery And Apparatus; For Soldering, Brazing Or Welding, Whether Or Not Capable Of Cu		7.200		17.730
	846890	Machinery And Apparatus; Parts, Soldering, Brazing Or Welding, Whether O	38.528	9.471	2.158.594	1.267.624
	847010	Calculating Machines; Electronic Calculators Capable Of Operation Without	185	117	4.708	14.336
	847021	Calculating Machines; Electronic, Incorporating A Printing Device, Needing An External Source		39		10.900
	847029	Calculating Machines; Electronic, (not Incorporating A Printing Device), Needing An External P		848		2.646
	847030	Calculating Machines; Non-electronic	14		34	
	847050	Cash Registers	2.163	7.328	211.185	889.226
	847090	Machines Incorporating A Calculating Device; N.e.c. In Heading No. 8470	9	143	223	12.438
	847130	Automatic Data Processing Machines; Portable, Weighing Not More Than 10	16.827	227.466	2.836.585	28.154.589
	847141	Automatic Data Processing Machines; Comprising In The Same Housing At L	1.728	5.088	191.421	446.995
	847149	Automatic Data Processing Machines; Presented In The Form Of Systems, N.	28.909	15.824	1.423.095	1.845.554
	847150	Units Of Automatic Data Processing Machines; Processing Units Other Than	14.107	15.673	1.932.694	2.118.057
	847160	Units Of Automatic Data Processing Machines; Input Or Output Units, Whetl	7.270	13.157	267.155	349.889
	847170	Units Of Automatic Data Processing Machines; Storage Units	18.368	18.228	2.440.181	7.437.435
	847180	Units Of Automatic Data Processing Machines; N.e.c. In Item No. 8471.50, 8	8.109	34.695	1.214.449	2.225.345
	847190	Magnetic Or Optical Readers, Machines For Transcribing Data Onto Data Me	3.054	3.111	415.193	706.758
	847290	Office Machines; Not Elsewhere Classified	40.889	3.015	139.115	236.701
	847321	Calculating Machines; Parts And Accessories Of The Electronic Calculating M	25	3	380	138
	847329	Machinery; Parts And Accessories Of The Machines Of Item No. 8470.30. 84	410	10.333	33.571	280.602
	847330	Machinery; Parts And Accessories (other Than Covers, Carrying Cases And Tl	389.441	377.256	8.096.226	12.032.722
	847340	Machinery; Parts And Accessories (other Than Covers, Carrying Cases And Tl	1.314	4.189	108.771	352.265
	847350	Machines; Parts And Accessories (other Than Covers, Carrying Cases And Th	934	42.860	534.132	1.717.396
	847410	Machines; For Sorting, Screening, Separating Or Washing Earth, Stone, Ores	218.718	215.048	950.016	841.425
	847420	Machines; For Crushing Or Grinding Earth, Stone, Ores Or Other Mineral Sub	14.214	7.321	132.911	31.455
	847431	Machines; Concrete Or Mortar Mixers		27.461		15.695
	847432	Machines; For Mixing Mineral Substances With Bitumen		127		379
	847439	Machines; For Mixing Or Kneading Mineral Substances, Excluding Concrete I	2.100	52.500	3.257	69.650
	847480	Machines; For Agglomerating, Shaping Or Moulding Solid Mineral Fuels, Cer	3	8.141	359	207.162
	847490	Machines, For Sorting, Screening, Separating, Washing, Crushing Etc Minera	64.651	43.245	488.683	688.213
	847510	Machines; For Assembling Electric Or Electronic Lamps, Tubes, Valves Or Flash-bulbs, In Glass		4.300		5.625
	847529	Machines; For Manufacturing Or Hot Working Glass Or Glassware, Not For Making Optical Fib		12		209
	847590	Machines; Parts, Of Those For Assembling Electric Or Electronic Lamps, Tube	500	52	22.289	17.807
	847689	Machines; Automatic Goods-vending Machines, (e.g. Postage Stamp, Cigarette, Food Or Mon		9		48
	847690	Machines; Parts Of Automatic Goods-vending Machines	24.586	17.422	153.447	269.050
	847710	Machinery; Injection-moulding Machines, For Working Rubber Or Plastics O	24.158	40.969	177.305	28.271
	847720	Machinery; Extruders, For Working Rubber Or Plastics Or For The Manufactu	3	6.018	5	58.112
	847730	Machinery; Blow Moulding Machines, For Working Rubber Or Plastics Or Fo	6.571	1.819	43.827	48.000
	847740	Machinery; Vacuum Moulding Machines And Other Thermoforming Machines, For Working R		1.235		2.725
	847759	Machinery; For Moulding Or Forming, For Working Rubber Or Plastics Or Fo	540		3.750	
	847780	Machinery; For Working Rubber Or Plastics Or For The Manufacture Of Prod	10.200	4.846	36.648	44.435
	847790	Machinery; Parts Of The Machines Of Heading No. 8477, N.e.c. In Item No. 8	6.513	33.453	96.687	209.526
	847890	Machinery; Parts Of Those For Preparing Or Making Up Tobacco, N.e.c. In Th	13	6	50	3.129
	847910	Machinery And Mechanical Appliances; For Public Works, Building Or The Lil	4.616	70.228	254.362	3.156.396
	847920	Machinery; For The Extraction Or Preparation Of Animal Or Fixed Vegetable	51	10.647	945	48.533
	847930	Machinery And Mechanical Appliances; Presses For The Manufacture Of Par	36.551	984	65.613	7.832
	847940	Machines; For Making Rope Or Cable		31.200		285.000
	847950	Machinery And Mechanical Appliances; Industrial Robots, N.e.c. Or Included	98	898	12.649	50.310
	847960	Machinery And Mechanical Appliances; Evaporative Air Coolers	1.976	1	14.881	30
	847979	Machinery And Mechanical Appliances; Passenger Boarding Bridges, Other T	407	87	3.180	2.971
	847981	Machines And Mechanical Appliances; For Treating Metal, Including Electric Wire Coil-winder		5.894		593.837
	847982	Machines; For Mixing, Kneading, Crushing, Grinding, Screening, Sifting, Hom	76.641	24.886	350.161	369.666
	847989	Machines And Mechanical Appliances; Having Individual Functions, N.e.c. O	332.165	14.069	2.216.147	379.801
	847990	Machines And Mechanical Appliances; Parts, Of Those Having Individual Fun	70.851	74.318	2.912.064	2.438.965
	848010	Moulding Boxes; For Metal Foundry	1		0	
	848020	Mould Bases; For Metal, Metal Carbides, Glass, Mineral Materials, Rubber O	202	1.263	1.479	41.133
	848030	Moulding Patterns; Of Metal, Metal Carbides, Glass, Mineral Materials, Rubl	2.597	1.752	57.229	11.077
	848041	Moulds; For Metal Or Metal Carbides, Injection Or Compression Types	310	10	2.546	15.600
	848049	Moulds; For Metal Or Metal Carbides, Other Than Injection Or Compression	587	574	37.554	32.055
	848050	Moulds; For Glass	1.387	1.620	28.766	14.310
	848060	Moulds; For Mineral Materials	1.111.955	631.543	392.346	326.332

https://www.bps.go.id

Tabel 2. Ekspor Provinsi Asal Barang Dirinci Menurut Kode HS6 Digit, 2020—2021

Provinsi Asal	Kode HS 6	Deskripsi HS 6 Digit	Berat Bersih (Kg)		Nilai FOB (US$)	
			2020	2021	2020	2021
(1)	(2)	(3)	(4)	(5)	(6)	(7)
DKI Jakarta						
	848071	Moulds; For Rubber Or Plastics, Injection Or Compression Types	68.151	27.552	385.780	88.275
	848079	Moulds; For Rubber Or Plastics, Other Than Injection Or Compression Types	6.833	3.811	152.520	492.200
	848110	Valves; Pressure Reducing, For Pipes, Boiler Shells, Tanks, Vats Or The Like	9.989	5.914	121.469	186.349
	848120	Valves; For Oleohydraulic Or Pneumatic Transmissions	2.708	1.695	110.716	103.219
	848130	Valves; Check (nonreturn) Valves, For Pipes, Boiler Shells, Tanks, Vats Or The	743	655	65.466	68.201
	848140	Valves; Safety Or Relief Valves, For Pipes, Boiler Shells, Tanks, Vats Or The Li	25.995	544	300.758	21.117
	848180	Taps, Cocks, Valves And Similar Appliances; For Pipes, Boiler Shells, Tanks, V	40.037	82.275	1.378.043	2.769.247
	848190	Taps, Cocks, Valves And Similar Appliances; Parts Thereof	12.193	50.431	249.551	663.805
	848210	Ball Bearings	158.405	161.947	2.796.853	2.404.688
	848220	Bearings; Tapered Roller Bearings, Including Cone And Tapered Roller Assem	7.401	19.808	773.806	744.777
	848230	Bearings; Spherical Roller Bearings	5.574	4.253	99.936	73.750
	848240	Bearings; Needle Roller Bearings	2.092	217	41.259	8.769
	848250	Bearings; Cylindrical Roller Bearings N.e.c. In Heading No. 8482	12.844	831	220.238	66.750
	848280	Bearings; N.e.c. In Heading No. 8482, Including Combined Ball/roller	4.902	4.545	191.334	62.005
	848291	Bearings; Parts, Balls, Needles And Rollers	18.543	7.711	161.712	111.442
	848299	Bearings; Parts, (other Than Balls, Needles And Rollers)	148.726	24.991	649.717	864.860
	848310	Transmission Shafts (including Cam Shafts And Crank Shafts) And Cranks	1.419.480	1.678.142	10.552.957	12.014.398
	848320	Bearing Housings, Incorporating Ball Or Roller Bearings	4.506	4.089	54.916	77.463
	848330	Bearing Housings, Not Incorporating Ball Or Roller Bearings And Plain Shaft E	68.232	82.148	1.271.790	1.382.309
	848340	Gears And Gearing; (not Toothed Wheels, Chain Sprockets And Other Transr	820.572	882.149	13.204.700	14.940.147
	848350	Pulleys And Flywheels, Including Pulley Blocks	69.623	103.539	356.825	396.752
	848360	Clutches And Shaft Couplings (including Universal Joints)	23.110	5.916	216.938	122.248
	848390	Transmission Components; Toothed Wheels, Chain Sprockets And Other Tra	872.996	1.270.826	11.329.347	14.390.952
	848410	Gaskets And Similar Joints; Of Metal Sheeting Combined With Other Materia	25.039	49.743	1.783.998	3.037.374
	848420	Seals; Mechanical	6.538	10.221	122.715	336.769
	848490	Gasket Sets Or Assortments Of Gaskets And Similar Joints; Dissimilar In Com	5.413	8.511	221.693	225.650
	848610	Machines And Apparatus Of A Kind Used Solely Or Principally For The Manut	776	2	8.870	21
	848620	Machines And Apparatus Of A Kind Used Solely Or Principally For The Manut	366	1	32.305	57
	848630	Machines And Apparatus Of A Kind Used Solely Or Principally For The Manut	8		1.908	
	848640	Machines And Apparatus Of A Kind Used Solely Or Principally For The Manut	440	56	48.598	24.309
	848690	Machines And Apparatus Of Heading 8486; Parts And Accessories	1.393	580	69.589	19.287
	848710	Ships' Or Boats' Propellers And Blades Therefor	413	183	25.284	10.819
	848790	Machinery Parts; Not Containing Electrical Connectors, Insulators, Coils, Con	15.282	13.165	438.575	470.865
	850110	Electric Motors; Of An Output Not Exceeding 37.5w	74.465	14.302	225.972	273.301
	850120	Electric Motors; Universal Ac/dc Of An Output Exceeding 37.5w	2.545	729	46.580	22.874
	850131	Electric Motors And Generators; Dc, Of An Output Not Exceeding 750w	59.515	14.645	75.109	265.891
	850132	Electric Motors And Generators; Dc, Of An Output Exceeding 750w But Not I	9.002	450	37.910	29.345
	850133	Electric Motors And Generators; Dc, Of An Output Exceeding 75kw But Not E	3.300		2.457	
	850140	Electric Motors; Ac Motors, Single-phase	1.131	17.246	114.865	83.198
	850151	Electric Motors; Ac Motors, Multi-phase, Of An Output Not Exceeding 750w	562	466	28.721	5.561
	850152	Electric Motors; Ac Motors, Multi-phase, Of An Output Exceeding 750w But	7.345	5.655	68.667	117.282
	850153	Electric Motors; Ac Motors, Multi-phase, Of An Output Exceeding 75kw	6.203	2.450	60.760	13.113
	850161	Generators; Ac Generators, (alternators), Of An Output Not Exceeding 75kva	132	23	16.660	1.546
	850164	Electric Generators; Ac Generators, (alternators), Of An Output Exceeding 75	75	340	658	3.385
	850211	Electric Generating Sets; With Compression-ignition Internal Combustion Pis	4.374	4.677	62.637	97.417
	850212	Electric Generating Sets; With Compression-ignition Internal Combustion Pis	9.476	2.223	98.316	25.855
	850213	Electric Generating Sets; With Compression-ignition Internal Combustion Pis	417.769	294.131	1.973.932	1.693.224
	850220	Electric Generating Sets; With Spark-ignition Internal Combustion Piston Eng	723.046	409.448	3.137.310	1.638.834
	850239	Electric Generating Sets; (excluding Those With Spark-ignition Or Compressi	111	27	25.900	365
	850240	Electric Rotary Converters	105	362	19.211	22.703
	850300	Electric Motors And Generators; Parts Suitable For Use Solely Or Principally	40.788	41.939	436.835	525.488
	850410	Discharge Lamps Or Tubes; Ballasts Therefor	48	58	947	648
	850421	Electrical Transformers; Liquid Dielectric, Having A Power Handling Capacity	466	2.954	26.260	34.410
	850422	Electrical Transformers; Liquid Dielectric, Having A Power Handling Capacity	76	62	5.170	1.424
	850423	Electrical Transformers; Liquid Dielectric, Having A Power Handling Capacity	1.679.984	764.614	11.165.171	5.281.238
	850431	Electrical Transformers; N.e.c. In Item No. 8504.2, Having A Power Handling	6.525	2.868	267.984	63.324
	850432	Transformers; N.e.c. In Item No. 8504.2, Having A Power Handling Capacity	8.406	144	38.491	3.380
	850433	Transformers; N.e.c. In Item No. 8504.2, Having A Power Handling Capacity	6		646	
	850434	Transformers; N.e.c. In Item No. 8504.2, Having A Power Handling Capacity	3.763	49.830	21.990	131.305
	850440	Electrical Static Converters	44.518	86.372	2.126.718	2.747.141

https://jabar.bps.go.id

Tabel 2. Ekspor Provinsi Asal Barang Dirinci Menurut Kode HS6 Digit, 2020—2021

Provinsi Asal	Kode HS 6	Deskripsi HS 6 Digit	Berat Bersih (Kg)		Nilai FOB (US$)	
			2020	2021	2020	2021
(1)	(2)	(3)	(4)	(5)	(6)	(7)
DKI Jakarta						
	850450	Electrical Inductors; N.e.c. In Heading No. 8504	6.402	739	30.401	40.632
	850490	Electrical Transformers, Static Converters And Inductors; Parts Thereof	1.327	28.297	79.265	54.739
	850511	Magnets; Permanent Magnets And Articles Intended To Become Permanent	245	94	5.240	9.896
	850519	Magnets; Permanent Magnets And Articles Intended To Become Permanent	226	159	6.333	5.588
	850520	Magnets; Electro-magnetic Couplings, Clutches And Brakes	775	2.698	12.745	13.897
	850590	Magnets; Electro-magnets, Holding Devices And Parts N.e.c. In Heading No.	375	733	13.251	47.778
	850610	Cells And Batteries; Primary, Manganese Dioxide	14.369.696	10.750.564	29.137.520	22.720.776
	850630	Cells And Batteries; Primary, Mercuric Oxide	2.703	1.850	35.930	20.151
	850640	Cells And Batteries; Primary, Silver Oxide	8		1.593	
	850650	Cells And Batteries; Primary, Lithium	16.548	5.563	222.102	106.242
	850660	Cells And Batteries; Primary, Air-zinc	21.788	68.113	186.636	749.979
	850680	Cells And Batteries; Primary, (other Than Manganese Dioxide, Mercuric Oxid	459.133	406.349	3.005.330	2.735.639
	850690	Cells And Batteries; Primary, Parts Thereof	80.876	96.044	275.493	619.681
	850710	Electric Accumulators; Lead-acid, Of A Kind Used For Starting Piston Engines	36.780.984	38.773.980	91.080.633	102.288.615
	850720	Electric Accumulators; Lead-acid, (other Than For Starting Piston Engines), Ir	9.075	19.780	395.402	27.511
	850730	Electric Accumulators; Nickel-cadmium, Including Separators, Whether Or N	315	69	15.795	1.110
	850750	Electric Accumulators; Nickel-metal Hydride, Including Separators, Whether	291	27	24.812	1.638
	850760	Electric Accumulators; Lithium-ion, Including Separators, Whether Or Not Re	15.803	22.761	3.266.808	5.075.093
	850780	Electric Accumulators; Other Than Lead-acid, Nickel-cadmium, Nickel-iron, N	880	4.815	93.048	285.044
	850790	Electric Accumulators; Parts N.e.c. In Heading No. 8507	154.702	207.122	963.858	804.688
	850811	Vacuum Cleaners, With Self-contained Electric Motor, Of A Power Not Excee	196	1.443	1.020	28.201
	850819	Vacuum Cleaners, With Self-contained Electric Motor, N.e.c. In Item No. 850	561	476	7.167	7.611
	850860	Vacuum Cleaners, Other Than With A Self-contained Electric Motor	1.694	4.968	20.654	48.155
	850870	Parts Of Vacuum Cleaners	26	234	108	2.672
	850940	Electro-mechanical Domestic Appliances; Food Grinders And Mixers, Fruit O	4.342	3.472	53.949	31.371
	850980	Electro-mechanical Domestic Appliances; With Self-contained Electric Motor	6.675	12.400	389.568	252.380
	850990	Electro-mechanical Domestic Appliances; Parts For The Appliances Of Headi	88	140	3.496	10.541
	851010	Shavers; With Self-contained Electric Motor	365	306	2.791	4.943
	851020	Hair Clippers; With A Self-contained Electric Motor	478	11	24.859	174
	851030	Hair-removing Appliances; With Self-contained Electric Motor	90	2	7.116	12
	851090	Shavers And Hair Clippers; Parts Of Those With Self-contained Electric Moto	108	1	10.010	21
	851110	Ignition Or Starting Equipment; Spark Plugs, Of A Kind Used For Spark Or Co	87.694	87.340	1.705.712	2.050.953
	851120	Ignition Or Starting Equipment; Ignition Magnetos, Magneto-dynamos And M	5.351	250	24.777	11.407
	851130	Ignition Or Starting Equipment; Distributors And Ignition Coils Of A Kind Use	117.831	84.967	1.939.851	2.333.688
	851140	Ignition Or Starting Equipment; Starter Motors And Dual Purpose Starter-ge	538.626	166.019	6.328.102	2.560.346
	851150	Ignition Or Starting Equipment; Generators N.e.c. In Heading No. 8511, Of A	3.950	6.216	95.780	148.177
	851180	Ignition Or Starting Equipment; N.e.c. In Heading No. 8511, Of A Kind Used F	3.571	6.166	127.504	195.971
	851190	Ignition Or Starting Equipment; Parts Of The Equipment Of Heading No. 851	205.759	132.863	1.352.681	830.296
	851210	Lighting Or Visual Signalling Equipment; Electrical, Of A Kind Used On Bicycle	7	95	111	36
	851220	Lighting Or Visual Signalling Equipment; Electrical, Of A Kind Used On Motor	885.398	1.393.780	12.001.579	16.017.706
	851230	Sound Signalling Equipment; Electrical, Used On Cycles Or Motor Vehicles (e	1.071.531	322.269	11.890.202	4.675.254
	851240	Windscreen Wipers, Defrosters And Demisters; Electrical, Of Kinds Used For	251.393	375.575	2.756.026	3.961.039
	851290	Lighting Or Signalling Equipment; Electrical, (excluding Articles Of Heading N	880.780	1.030.542	11.915.442	14.549.718
	851310	Lamps; Portable, Electric, Designed To Function By Their Own Source Of Ene	1.095	127	10.264	7.851
	851390	Lamps; Parts Of Portable, Electric Lamps Of Heading No. 8513, Designed To	3.065	373	3.643	2.950
	851420	Furnaces And Ovens; Electric, For Industrial Or Laboratory Use, Functioning By Induction Or D		1		5
	851440	Heating Equipment; For The Heat Treatment Of Materials By Induction Or D	60		13.101	
	851490	Furnaces, Ovens And Heating Equipment; Parts Of The Industrial Or Laborat	89	49	3.944	1.508
	851511	Brazing Or Soldering Machines And Apparatus; Soldering Irons And Guns, W	183	108	2.205	2.780
	851519	Brazing Or Soldering Machines And Apparatus; Other Than Soldering Irons A	2.628	10	3.901	244
	851529	Welding Machines And Apparatus; For Resistance Welding Of Metal, Other T	195	161	2.286	969
	851531	Welding Machines And Apparatus; For Arc (including Plasma Arc) Welding O	630	686	18.504	50.089
	851539	Welding Machines And Apparatus; For Arc (including Plasma Arc) Welding O	2.092	7.260	24.668	18.643
	851580	Welding Machines And Apparatus; N.e.c. In Heading No. 8515, Whether Or I	377	878	11.217	198.045
	851590	Welding, Brazing Or Soldering Machines; Parts Of The Machines Of Heading	20.321	3.267	58.015	142.069
	851610	Heaters; Electric, Instantaneous Or Storage Water And Immersion Heaters	3.155	3.754	16.843	32.616
	851629	Heating Apparatus; Electric Soil Heating Apparatus And Space Heating Appa	30	1.055	310	34.188
	851631	Hair-dressing Apparatus; Electro-thermic Hair Dryers	42	35	1.049	1.541
	851632	Hair-dressing Apparatus; Electro-thermic, Other Than Hair Dryers	351	195	5.068	4.965
	851640	Smoothing Irons; Electric	361	397	1.747	4.627

https://www.bps.go.id

Tabel 2. Ekspor Provinsi Asal Barang Dirinci Menurut Kode HS6 Digit, 2020—2021

Provinsi Asal	Kode HS 6	Deskripsi HS 6 Digit	Berat Bersih (Kg)		Nilai FOB (US$)	
			2020	2021	2020	2021
(1)	(2)	(3)	(4)	(5)	(6)	(7)
DKI Jakarta						
	851650	Ovens; Microwave, Of A Kind Used For Domestic Purposes	986	1.654	3.648	13.089
	851660	Ovens, Cookers, Cooking Plates, Boiling Rings, Grillers And Roasters; Of A Kir	4.142	6.845	86.515	57.019
	851671	Electro-thermic Appliances; Coffee Or Tea Makers, Of A Kind Used For Dome	2.772	2.603	11.194	67.141
	851672	Electro-thermic Appliances; Toasters, Of A Kind Used For Domestic Purposes	473	701	3.841	4.366
	851679	Electro-thermic Appliances; N.e.c. In Heading No. 8516, Used For Domestic I	2.870	1.429	16.555	24.699
	851680	Resistors; Electric Heating, Other Than Those Of Heading No. 8545	4.682	1.340	92.199	62.984
	851690	Electro-thermic Appliances; Parts, Of Heating Resistors, Of Water, Space And	13.970	67	94.304	2.637
	851711	Line Telephone Sets With Cordless Handsets	4.746	1.539	1.184.207	226.755
	851718	Telephone Sets N.e.c. In Item No. 8517.1	10.797	6.020	2.495.648	1.034.312
	851761	Base Stations	15.376	8.763	687.093	116.015
	851762	Communication Apparatus (excluding Telephone Sets Or Base Stations); Ma	51.293	145.677	6.633.820	7.267.236
	851769	Communication Apparatus (excluding Telephone Sets Or Base Stations); Ma	2.815	2.321	307.303	627.053
	851810	Microphones And Stands Therefor	237	1.068	31.946	44.268
	851821	Loudspeakers; Single, Mounted In Their Enclosures	30.440	35.026	267.106	298.938
	851822	Loudspeakers; Multiple, Mounted In The Same Enclosure	32.818	32.223	1.431.255	232.150
	851829	Loudspeakers; Not Mounted In Their Enclosures	10.511	6.170	143.711	181.222
	851830	Headphones And Earphones, Whether Or Not Combined With A Microphon	2.830	7.506	226.538	441.017
	851840	Amplifiers; Audio-frequency Electric	1.139	828	59.515	29.220
	851850	Amplifier Sets; Electric Sound	11.287	6.274	184.797	234.150
	851890	Microphones, Headphones, Earphones, Amplifier Equipment; Parts Of The E	1.535	1.948	56.135	21.579
	851920	Sound Recording Or Reproducing Apparatus; Operated By Coins, Banknotes,	132	222	19.505	9.457
	851930	Sound Recording Or Reproducing Apparatus; Turntables (record-decks)	17	41	1.090	483
	851981	Sound Recording Or Reproducing Apparatus; Using Magnetic, Optical Or Sen	335	1.428	17.872	38.536
	851989	Sound Recording Or Reproducing Apparatus; N.e.c. In Heading No 8519	98	222	7.587	31.343
	852110	Video Recording Or Reproducing Apparatus; Magnetic Tape-type	27	51	4.436	1.644
	852190	Video Recording Or Reproducing Apparatus; Other Than Magnetic Tape-type	43.193	26.094	1.879.481	1.049.511
	852210	Sound Recording Or Reproducing Apparatus; Parts And Accessories Thereof,	6.483	4.274	1.187.276	1.083.630
	852290	Sound Or Video Recording Or Reproducing Apparatus; Parts And Accessories	19.740	24.648	2.781.420	3.662.754
	852321	Magnetic Media; Cards Incorporating A Magnetic Stripe, Whether Or Not Re	974	1.746	22.081	53.975
	852329	Magnetic Media; Other Than Cards Incorporating A Magnetic Stripe, Wheth	8.169	7.791	376.438	119.389
	852341	Optical Media; Unrecorded, Excluding Products Of Chapter 37	10.280	8.607	195.308	127.385
	852349	Optical Media; Recorded, Excluding Products Of Chapter 37	1.820	1.769	2.664.060	1.145.926
	852351	Semiconductor Media; Solid-state Non-volatile Storage Devices, Whether Or	1.346	2.415	412.199	936.949
	852352	Semiconductor Media; Smart Cards, Whether Or Not Recorded, Excluding P	8.438	5.641	78.497	161.386
	852359	Semiconductor Media; Other Than Smart Cards, Whether Or Not Recorded,	16.912	18.036	51.346	35.786
	852380	Media N.e.c. In Heading 8523, Whether Or Not Recorded, Excluding Product	994	1.501	103.917	106.113
	852550	Transmission Apparatus For Radio-broadcasting Or Television, Whether Or N	371	438	27.514	25.694
	852560	Transmission Apparatus For Radio-broadcasting Or Television, Whether Or N	350	663	83.358	137.456
	852610	Radar Apparatus	835	433	373.124	14.777
	852691	Radio Navigational Aid Apparatus	253	1.105	50.154	189.179
	852692	Radio Remote Control Apparatus	884	1.670	43.081	79.143
	852712	Radio Broadcast Receivers Capable Of Operating Without An External Power	97.761	69.456	3.827.222	2.726.398
	852713	Radio Broadcast Receivers Capable Of Operating Without An External Power	232.453	115.511	3.536.715	1.859.681
	852719	Radio Broadcast Receivers Capable Of Operating Without An External Power	575.595	550.815	10.055.422	9.367.725
	852721	Radio-broadcast Receivers Not Capable Of Operating Without An External S	148.773	85.091	11.208.672	4.545.260
	852729	Radio-broadcast Receivers Not Capable Of Operating Without An External S	173	2.733	19.114	258.566
	852791	Radio-broadcast Receivers N.e.c. In Heading No. 8527; Combined With Sound Recording Or R		13		284
	852799	Radio-broadcast Receivers N.e.c. In Heading No. 8527; Not Combined With S	8	27	2.759	29.324
	852842	Monitors; Cathode-ray Tube, Capable Of Directly Connecting To And Design	4.651	58	240.393	710
	852849	Monitors; Cathode-ray Tube, N.e.c. In Subheading 8528.42, Whether Or Not	1.489	15.184	155.553	471.267
	852852	Monitors; Other Than Cathode-ray Tube; Capable Of Directly Connecting To	5.837	3.951	455.159	439.497
	852859	Monitors Other Than Cathode-ray Tube; N.e.c. In Subheading 8528.52, Whe	1.309	2.248	214.803	157.216
	852862	Projectors; Capable Of Directly Connecting To And Designed For Use With A	177	187	13.250	20.103
	852869	Projectors; N.e.c. In Subheading 8528.62, Whether Or Not Colour	3.129	3.756	200.613	262.773
	852871	Reception Apparatus For Television, Whether Or Not Incorporating Radio-br	213	424	38.521	73.989
	852872	Reception Apparatus For Television, Whether Or Not Incorporating Radio-br	8.880	16.719	106.406	317.153
	852873	Reception Apparatus For Television, Whether Or Not Incorporating Radio-br	2.305	40.145	100.229	378.091
	852910	Reception And Transmission Apparatus; Aerials And Aerial Reflectors Of All I	25.275	42.776	374.870	3.585.349
	852990	Reception And Transmission Apparatus; For Use With The Apparatus Of Hea	23.877	6.365	406.722	507.092
	853080	Signalling, Safety Or Traffic Control Equipment; For Roads, Inland Waterway	5	86	1.264	2.994

https://www.bps.go.id

Tabel 2. Ekspor Provinsi Asal Barang Dirinci Menurut Kode HS6 Digit, 2020—2021

Provinsi Asal	Kode HS 6	Deskripsi HS 6 Digit	Berat Bersih (Kg)		Nilai FOB (US$)	
			2020	2021	2020	2021
(1)	(2)	(3)	(4)	(5)	(6)	(7)
DKI Jakarta						
	853090	Signalling Apparatus; Parts Of Safety, Traffic Control Equipment For Railways	5	11	0	1.273
	853110	Signalling Apparatus; Electric, Sound Or Visual, Burglar Or Fire Alarms And Si	4.872	45.941	40.131	206.724
	853120	Signalling Apparatus; Electric, Sound Or Visual, Indicator Panels Incorporatin	237	21.194	10.121	52.483
	853180	Signalling Apparatus; Electric, Sound Or Visual, Apparatus N.e.c. In Heading I	649	238	66.384	13.640
	853190	Signalling Apparatus; Parts Of The Electric, Sound Or Visual Apparatus Of He	284	229	10.118	19.007
	853210	Electrical Capacitors; Fixed, Designed For Use In 50/60 Hz Circuits And Havin	241	23	7.600	4.507
	853222	Electrical Capacitors; Fixed, Aluminium Electrolytic	242	2.096	9.419	61.683
	853223	Electrical Capacitors; Fixed, Ceramic Dielectric, Single Layer	1.295	519	24.485	27.780
	853224	Electrical Capacitors; Fixed, Ceramic Dielectric, Multilayer	30	94	275	27.799
	853225	Electrical Capacitors; Fixed, Dielectric Of Paper Or Plastics	14	6	398	228
	853229	Electrical Capacitors; Fixed, N.e.c. In Heading No. 8532	626	48	16.858	9.436
	853230	Electrical Capacitors; Variable Or Adjustable (pre-set) Capacitors	1.565	535	12.332	4.881
	853290	Electrical Capacitors; Parts Of The Capacitors Of Heading No. 8532	1	1	10	3
	853310	Electrical Resistors; Fixed Carbon Resistors, Composition Or Film Types (inclu	42	8	4.026	121
	853321	Electrical Resistors; Fixed, For A Power Handling Capacity Not Exceeding 20v	4	150	1.459	20.215
	853329	Electrical Resistors; Fixed, For A Power Handling Capacity Exceeding 20w (in	110	3.636	11.163	6.405
	853331	Electrical Resistors; Wirewound Variable, Including Rheostats And Potention	3	18	268	4.425
	853339	Electrical Resistors; Wirewound Variable, Including Rheostats And Potention	24	4	1.116	137
	853340	Electrical Resistors; Variable, Including Rheostats And Potentiometers (exclu	1.524	1.519	172.825	209.653
	853390	Resistors; Parts Of The Resistors Of Heading No. 8533	0	2	13	191
	853400	Circuits; Printed	8.716	14.024	332.851	464.530
	853510	Electrical Apparatus; Fuses, For A Voltage Exceeding 1000 Volts	65	382	1.274	24.355
	853521	Electrical Apparatus; Automatic Circuit Breakers, For A Voltage Exceeding 10	3.643	4.491	195.573	260.201
	853529	Electrical Apparatus; Automatic Circuit Breakers, For A Voltage Of 72.5kv Or	1.502	1	15.206	4
	853530	Electrical Apparatus; Isolating And Make-and-break Switches, For A Voltage	1.582	869	53.273	4.350
	853540	Electrical Apparatus; Lightning Arresters, Voltage Limiters And Surge Suppre	937	1.920	135.455	60.286
	853590	Electrical Apparatus; N.e.c. In Heading No. 8535, For Switching Or Protecting	7.576	20.620	182.080	793.802
	853610	Electrical Apparatus; Fuses, For A Voltage Not Exceeding 1000 Volts	5.151	7.642	198.428	184.806
	853620	Electrical Apparatus; Automatic Circuit Breakers, For A Voltage Not Exceedin	82.529	62.802	1.687.715	1.156.589
	853630	Electrical Apparatus; For Protecting Electrical Circuits, N.e.c. In Heading No.	496	158	45.671	17.073
	853641	Electrical Apparatus; Relays, (for A Voltage Not Exceeding 60 Volts)	1.679	9.450	61.859	516.923
	853649	Electrical Apparatus; Relays, For A Voltage Exceeding 60 Volts	4.623	2.385	1.658.437	447.383
	853650	Electrical Apparatus; Switches N.e.c. In Heading No. 8536, For A Voltage Not	36.772	42.043	961.806	1.741.158
	853661	Electrical Apparatus; Lamp-holders, For A Voltage Not Exceeding 1000 Volts	8	8	180	3.805
	853669	Electrical Apparatus; Plugs And Sockets, For A Voltage Not Exceeding 1000 V	11.481	13.369	150.835	111.408
	853670	Connectors For Optical Fibres, Optical Fibre Bundles Or Cables	1.540	1.812	493.045	354.350
	853690	Electrical Apparatus; N.e.c. In Heading No. 8536, For Switching Or Protecting	26.673	37.735	1.181.925	3.738.898
	853710	Boards, Panels, Consoles, Desks And Other Bases; For Electric Control Or The	238.761	176.092	8.148.928	7.263.662
	853720	Boards, Panels, Consoles, Desks And Other Bases; For Electric Control Or The	835.797	588.962	14.207.420	10.578.275
	853810	Electrical Apparatus; Parts (e.g. Boards, Panels, Consoles, Desks, Cabinets, O	30.751	140.726	465.897	1.284.457
	853890	Electrical Apparatus; Parts Suitable For Use Solely Or Principally With The Ap	92.006	68.338	4.039.005	2.801.388
	853910	Lamps; Sealed Beam Units	9.311	8.072	351.688	350.628
	853921	Lamps; Filament, (excluding Ultra-violet Or Infra-red), Tungsten Halogen	2.175	1.246	53.760	49.428
	853922	Lamps; Filament, (excluding Ultra-violet Or Infra-red), Of A Power Not Excee	139	1.095	10.370	19.889
	853929	Lamps; Filament, (excluding Ultra-violet Or Infra-red), N.e.c. In Item No. 853	1.940	2.231	89.708	253.340
	853931	Lamps; Discharge, (excluding Ultra-violet), Fluorescent, Hot Cathode	29.548		162.863	
	853932	Lamps; Discharge, (excluding Ultra-violet), Mercury Or Sodium Vapour Lamp	43		1.080	
	853939	Lamps; Discharge, (excluding Ultra-violet, Excluding Fluorescent, Hot Cathod	7	11	165	49
	853941	Lamps; Arc-lamps	2		10	
	853949	Lamps; Ultra-violet Or Infra-red Lamps, (excluding Arc-lamps)	6.050	5.054	123.092	160.667
	853990	Lamps; Parts Of The Lamps Of Heading No. 8539	3.758	2.101	41.630	54.106
	854011	Tubes; Cathode-ray Television Picture Tubes, Including Video Monitor Catho	117		100	
	854012	Tubes; Cathode-ray Television Picture Tubes, Including Video Monitor Cathode-ray Tubes, Mo		1		25
	854060	Tubes; Cathode Ray, N.e.c. In Heading No. 8540	1		1	
	854071	Tubes; Microwave, Magnetrons, Excluding Grid-controlled Tubes	13		1.988	
	854081	Valves And Tubes; Receiver Or Amplifier	13		267.910	
	854099	Valves And Tubes; Parts Of The Valves And Tubes Of Heading No. 8540, Excl	2		60	
	854110	Electrical Apparatus; Diodes, Other Than Photosensitive Or Light-emitting Di	33	74	17.232	11.467
	854121	Electrical Apparatus; Transistors, (other Than Photosensitive), With A Dissipa	212		7.784	
	854129	Electrical Apparatus; Transistors, (other Than Photosensitive), With A Dissipa	124	19	4.937	5.590

https://jakarta.bps.go.id

Tabel 2. Ekspor Provinsi Asal Barang Dirinci Menurut Kode HS6 Digit, 2020—2021

Provinsi Asal	Kode HS 6	Deskripsi HS 6 Digit	Berat Bersih (Kg)		Nilai FOB (US$)	
			2020	2021	2020	2021
(1)	(2)	(3)	(4)	(5)	(6)	(7)
DKI Jakarta						
	854130	Electrical Apparatus; Thyristors, Diacs And Triacs, Other Than Photosensitive	2		444	
	854160	Crystals; Mounted Piezo-electric	257	109	62.388	36.483
	854190	Electrical Apparatus; Parts For Diodes, Transistors And Similar Semiconductc	12	18	10.959	14.122
	854231	Electronic Integrated Circuits; Processors And Controllers, Whether Or Not C	738	2.153	334.050	241.463
	854232	Electronic Integrated Circuits; Memories	153	95	87.658	34.455
	854233	Electronic Integrated Circuits; Amplifiers	403	731	27.523	29.036
	854239	Electronic Integrated Circuits; N.e.c. In Heading No. 8542	1.041	6.027	121.292	692.194
	854290	Parts Of Electronic Integrated Circuits	133.775	478.740	212.057	1.172.306
	854310	Electrical Machines And Apparatus; Particle Accelerators	2	1	1.560	129
	854320	Electrical Machines And Apparatus; Signal Generators	63	162	4.408	6.467
	854330	Electrical Machines And Apparatus; For Electroplating, Electrolysis Or Electrc	486	458	91.791	45.478
	854370	Electrical Machines And Apparatus; Having Individual Functions, Not Specifie	31.815	87.628	1.151.864	4.636.481
	854390	Electrical Machines And Apparatus; Parts Of The Electrical Goods Of Heading	978	4.090	126.110	476.045
	854411	Insulated Electric Conductors; Winding Wire, Of Copper	3.435	17.253	16.883	115.185
	854419	Insulated Electric Conductors; Winding Wire, (of Other Than Copper)	1.042	450	37.714	32.264
	854420	Insulated Electric Conductors; Co-axial Cable And Other Co-axial Electric Con	8.681	6.285	208.249	220.189
	854430	Insulated Electric Conductors; Ignition Wiring Sets And Other Wiring Sets Of	376.813	223.334	8.110.657	5.165.359
	854442	Insulated Electric Conductors; For A Voltage Not Exceeding 1000 Volts, Fitte	27.763	31.416	584.654	1.216.618
	854449	Insulated Electric Conductors; For A Voltage Not Exceeding 1000 Volts, Not F	130.764	262.241	769.155	2.208.193
	854460	Insulated Electric Conductors; For A Voltage Exceeding 1000 Volts	21.593	27.900	110.074	124.113
	854470	Insulated Electric Conductors; Optical Fibre Cables	70.717	229.436	326.494	3.432.863
	854511	Carbon Electrodes; With Or Without Metal, Of A Kind Used For Furnaces	100.004	40.090	15.695	99.125
	854519	Carbon Electrodes; With Or Without Metal, Of A Kind Used For Other Than F	6.151	59	75.875	600
	854520	Carbon Brushes; With Or Without Metal, Used For Electrical Purposes	108	178	12.944	11.204
	854590	Carbon; Lamp Carbons, Battery Carbons And Other Articles Of Graphite Or C	119.425	48.554	519.760	556.363
	854620	Electrical Insulators; Of Ceramics	31	15	100	625
	854690	Electrical Insulators; Other Than Of Glass And Ceramics	1.441	430	34.932	8.146
	854710	Insulating Fittings; Of Ceramics, For Electrical Machines, Of Insulating Mater	194	51	6.278	624
	854720	Insulating Fittings; Of Plastics, For Electrical Machines, Of Insulating Materia	182	90	6.643	3.339
	854790	Insulating Fittings; (other Than Of Ceramics Or Plastics), For Electrical Machi	4	7	20	248
	860400	Railway Or Tramway Maintenance Or Service Vehicles; Whether Or Not Self-	780	71.400	1.000	56.502
	860500	Railway Or Tramway Coaches; Passenger Coaches, Luggage Vans, Post Office Coaches And Otl		6.110		1.068
	860699	Railway Or Tramway Goods Vans And Wagons; N.e.c. In Heading No. 8606, Not Self-propelled		3.000		5.204
	860712	Railway Or Tramway Locomotives Or Rolling Stock; Parts, Bogies And Bissel-l	7.805	15.050	4.302	12.600
	860721	Railway Or Tramway Locomotives Or Rolling Stock; Parts, Air Brakes And Parts Thereof		450		5.826
	860729	Railway Or Tramway Locomotives Or Rolling Stock; Parts, Brakes (other Thar	119	0	1.046	92
	860730	Railway Or Tramway Locomotives Or Rolling Stock; Parts, Hooks And Other C	131		8.068	
	860799	Railway Or Tramway Rolling Stock; Parts N.e.c. In Heading No. 8607	72.092	42.238	1.407.939	813.705
	860800	Railway Or Tramway Track Fixtures And Fittings; Mechanical (including Elect	573	548	37.292	8.847
	860900	Containers; (including Containers For Transport Of Fluids) Specially Designec	624.665	2.042.837	478.439	1.458.123
	870110	Tractors; Single Axle	98	19.540	136	9.975
	870191	Tractors; N.e.c. In Heading No 8701 (other Than Tractors Of Heading No 870	3.990	17.375	38.100	81.235
	870193	Tractors; N.e.c. In Heading No 8701 (other Than Tractors Of Heading No 870	18.134		197.497	
	870194	Tractors; N.e.c. In Heading No 8701 (other Than Tractors Of Heading No 870	3.721		50.000	
	870210	Vehicles; Public Transport Type (carries 10 Or More Persons, Including Drive	12.920	9.855	85.634	137.289
	870240	Vehicles; Public Transport Type (carries 10 Or More Persons, Including Driver), With Only Elec		12.085		202.223
	870290	Vehicles; Public Transport Type (carries 10 Or More Persons, Including Drive	2.350		20.104	
	870321	Vehicles; With Only Spark-ignition Internal Combustion Reciprocating Piston	1.154.079	8.190.038	6.138.862	77.120.117
	870322	Vehicles; With Only Spark-ignition Internal Combustion Reciprocating Piston	82.225.781	98.126.491	740.937.305	902.759.757
	870323	Vehicles; With Only Spark-ignition Internal Combustion Reciprocating Piston	81.614	89.955	1.042.309	780.340
	870324	Vehicles; With Only Spark-ignition Internal Combustion Reciprocating Piston	3.509		104.326	
	870331	Vehicles; With Only Compression-ignition Internal Combustion Piston Engine (diesel Or Semi-c		960		7.000
	870332	Vehicles; With Only Compression-ignition Internal Combustion Piston Engine	5.490	6.970	48.182	131.093
	870333	Vehicles; With Only Compression-ignition Internal Combustion Piston Engine	6.273	2.350	93.205	29.789
	870340	Vehicles; With Both Spark-ignition Internal Combustion Reciprocating Piston	7.990		113.476	
	870380	Vehicles; With Only Electric Motor For Propulsion		6.790		65.472
	870390	Vehicles; For Transport Of Persons (other Than Those Of Heading No. 8702)	25.255		213.687	
	870410	Vehicles; Dumpers, Designed For Off-highway Use, For Transport Of Goods	7.200.776	1.380.483	35.931.013	11.539.283
	870421	Vehicles; Compression-ignition Internal Combustion Piston Engine (diesel Or	1.515.790	567.795	6.600.475	3.282.927
	870422	Vehicles; Compression-ignition Internal Combustion Piston Engine (diesel Or	562.530	4.740.712	476.874	14.754.025

http://www.bps.go.id

Tabel 2. Ekspor Provinsi Asal Barang Dirinci Menurut Kode HS6 Digit, 2020—2021

Provinsi Asal	Kode HS 6	Deskripsi HS 6 Digit	Berat Bersih (Kg)		Nilai FOB (US$)	
			2020	2021	2020	2021
(1)	(2)	(3)	(4)	(5)	(6)	(7)
DKI Jakarta						
	870423	Vehicles; Compression-ignition Internal Combustion Piston Engine (diesel Or	1.450	6.940	7.526	45.100
	870431	Vehicles; Spark-ignition Internal Combustion Piston Engine, For Transport Of	6.486.626	8.982.898	59.370.138	83.147.765
	870432	Vehicles; Spark-ignition Internal Combustion Piston Engine, For Transport Of	10.000		35.000	
	870490	Vehicles; For Transport Of Goods, N.e.c. In Heading No. 8704		3		354
	870510	Vehicles; Crane Lorries	519	1.202	11.542	23.084
	870520	Vehicles; Mobile Drilling Derricks		18.100		49.538
	870530	Vehicles; Fire Fighting Vehicles		7.500		120.000
	870590	Vehicles; Break-down Lorries, Road-sweepers, Spraying Lorries, Mobile Worl	9.284	76.222	120.247	472.271
	870600	Chassis; Fitted With Engines, For The Motor Vehicles Of Heading No. 8701 T	11.014	46.342	58.490	233.273
	870710	Vehicles; Bodies (including Cabs) For The Motor Vehicles Of Heading No. 870	221.521	823.665	1.999.270	8.564.077
	870790	Vehicles; Bodies (including Cabs) For The Motor Vehicles Of Heading No. 870	6.169	13	16.158	266
	870810	Vehicles; Bumpers And Parts Thereof, For The Vehicles Of Heading No. 8701	2.191.606	2.676.802	6.979.444	7.599.160
	870821	Vehicles; Parts Of Bodies, Safety Seat Belts	197.451	220.544	1.914.209	2.008.918
	870829	Vehicles; Parts And Accessories, Of Bodies, Other Than Safety Seat Belts	10.512.225	16.694.301	51.432.768	72.012.923
	870830	Vehicle Parts; Brakes, Servo-brakes And Parts Thereof	4.110.033	3.112.181	21.707.521	20.740.255
	870840	Vehicle Parts; Gear Boxes And Parts Thereof	361.022	273.415	1.661.869	3.574.366
	870850	Vehicle Parts; Drive-axles With Differential, Whether Or Not Provided With (	1.978.482	2.373.833	12.632.117	15.580.989
	870870	Vehicle Parts; Road Wheels And Parts And Accessories Thereof	339.505	389.438	2.096.803	2.169.469
	870880	Vehicle Parts; Suspension Systems And Parts Thereof (including Shock-absor	735.816	1.043.800	4.461.119	6.217.271
	870891	Vehicle Parts; Radiators And Parts Thereof	2.297.021	2.724.534	23.511.869	29.206.617
	870892	Vehicle Parts; Silencers (mufflers) And Exhaust Pipes; Parts Thereof	178.887	137.533	6.140.220	5.393.076
	870893	Vehicle Parts; Clutches And Parts Thereof	3.020.092	3.073.212	27.596.085	32.978.977
	870894	Vehicle Parts; Steering Wheels, Steering Columns And Steering Boxes; Parts	538.840	617.289	4.687.935	5.803.356
	870895	Vehicle Parts; Safety Airbags With Inflater System; Parts Thereof	80.625	89.948	951.427	913.368
	870899	Vehicle Parts And Accessories; N.e.c. In Heading No. 8708	19.319.798	21.424.638	147.020.735	167.600.621
	870911	Vehicles; Electrical, Self-propelled, (not Fitted With Lifting Or Handling Equip	13.650		9.404	
	870990	Vehicles; Parts Of The Vehicles Of Heading No. 8709	8.703	30.370	33.517	175.936
	871110	Motorcycles (including Mopeds) And Cycles; Fitted With An Auxiliary Motor,	2.664	29.215	16.799	332.494
	871120	Motorcycles (including Mopeds) And Cycles; Fitted With An Auxiliary Motor,	77.247.431	85.042.684	847.921.349	990.092.018
	871130	Motorcycles (including Mopeds) And Cycles; Fitted With An Auxiliary Motor,	9.191.651	9.754.264	123.707.369	135.937.920
	871140	Motorcycles (including Mopeds) And Cycles; Fitted With Auxiliary Motor, Reciprocating Intern		0		15
	871150	Motorcycles (including Mopeds) And Cycles; Fitted With Auxiliary Motor, Wi	855	1.177	22.048	22.955
	871160	Motorcycles (including Mopeds) And Cycles; Fitted With Auxiliary Motor, Wi	14.978	6.739	212.252	94.748
	871190	Motorcycles (including Mopeds) And Cycles; N.e.c. In Heading No. 8711, Fitt	321.280	1.193.274	785.962	5.772.411
	871200	Bicycles And Other Cycles; Including Delivery Tricycles, Not Motorised	217.059	37.031	1.395.156	1.322.978
	871390	Carriages For Disabled Persons; Mechanically Propelled		16.392		77.260
	871410	Motorcycles (including Mopeds); Parts And Accessories	32.104.729	39.085.235	338.613.865	465.071.629
	871420	Carriages For Disabled Persons; Parts And Accessories Thereof	376	1.162	4.038	7.070
	871491	Cycles; Frames And Forks, And Parts Thereof	30.587	71.009	181.548	1.098.565
	871492	Cycles; Parts Thereof, Wheel Rims And Spokes	404	1.753	12.696	35.218
	871493	Cycles; Parts Thereof, Hubs (other Than Coaster Braking Hubs And Hub Brak	26	176	188	1.588
	871494	Cycles; Parts Thereof, Brakes, Including Coaster Braking Hubs And Hub-brak	10	21	508	430
	871495	Cycles; Parts Thereof, Saddles	50	7	457	378
	871496	Cycles; Parts, Pedals And Crank-gear, And Parts Thereof	800	10.665	10.913	46.091
	871499	Cycles; Parts Thereof, N.e.c. In Item No. 8714.9	72.934	93.019	376.947	309.121
	871500	Baby Carriages And Parts Thereof	2.843	2.617	18.009	11.319
	871639	Trailers And Semi-trailers; (other Than Tanker Type)	89.721		6.890	
	871640	Trailers And Semi-trailers; N.e.c. In Item No. 8716.3		69.340		435.493
	871680	Vehicles; N.e.c. In Heading No. 8716	13.612	2.033	27.795	5.571
	871690	Trailers, Semi-trailers And Other Vehicles Not Mechanically Propelled; Parts	117.191	234.000	270.760	650.248
	880100	Balloons And Dirigibles; Gliders, Hang Gliders And Other Non-powered Aircr	1.815	2.375	8.538	11.966
	880211	Helicopters; Of An Unladen Weight Not Exceeding 2000kg	4.674	4	210.000	2.500
	880220	Aeroplanes And Other Aircraft; Of An Unladen Weight Not Exceeding 2000k	2.023	85	100.000	111.943
	880400	Parachutes (including Dirigible Parachutes And Paragliders) And Rotochutes;	6	3	115	32
	880510	Aircraft Launching Gear, Deck-arrestor Or Similar Gear And Parts Thereof	255	20	174.873	500
	880529	Ground Flying Trainers And Parts Thereof; Other Than Air Combat Simulator	650	447	76	4.149
	890110	Cruise Ships, Excursion Boats And Similar Vessels, Principally Designed For T	282.000	12.960.322	2.850.000	7.280.000
	890120	Tankers	1.018.000		321.763	
	890190	Vessels; N.e.c. In Heading No. 8901, For The Transport Of Goods And Other	77.119.000	504.000	15.628.973	800.000
	890399	Yachts And Other Vessels; For Pleasure Or Sports, Rowing Boats And Canoes, N.e.c. In Headin		123		816

https://www.bps.go.id

Tabel 2. Ekspor Provinsi Asal Barang Dirinci Menurut Kode HS6 Digit, 2020—2021

Provinsi Asal	Kode HS 6	Deskripsi HS 6 Digit	Berat Bersih (Kg)		Nilai FOB (US$)	
			2020	2021	2020	2021
(1)	(2)	(3)	(4)	(5)	(6)	(7)
DKI Jakarta						
	890590	Vessels; Light, Fire-floats, Floating Cranes And Other Vessels, The Navigabilit	25		3.149	
	890690	Vessels; Other, Including Lifeboats Other Than Rowing Boats, Other Than Warships		1.479		577.640
	890710	Rafts; Inflatable	2.958	4.243	41.172	58.573
	890790	Floating Structures; Tanks, Coffer-dams, Landing Stages, Buoys And Beacons	1.705	526	8.334	1.746
	900110	Optical Fibres, Optical Fibre Bundles And Cables; Excluding Those Of Heading	13.635	196	659.701	5.453
	900130	Lenses, Contact; Unmounted, Of Any Material, Excluding Elements Of Glass	9.889	10.594	800.932	747.374
	900140	Lenses, Spectacle; Unmounted, Of Glass, Excluding Elements Of Glass Not O	217	1.130	16.478	67.855
	900150	Lenses, Spectacle; Unmounted, Of Materials Other Than Glass	55.508	1.129	239.898	215.820
	900190	Optical Elements; Lenses N.e.c. In Heading No. 9001, Prisms, Mirrors And Ot	170	314	34.930	66.096
	900211	Lenses; Objective, For Cameras, Projectors Or Photographic Enlargers Or Re	4.605	3.999	2.511.970	2.848.672
	900219	Lenses; Objective, (other Than For Cameras, Projectors Or Photographic Enl	135	259	63.018	41.033
	900220	Filters; Mounted As Parts Or Fittings For Instruments Or Apparatus, Of Any	1.044	52	33.466	6.242
	900290	Optical Elements; N.e.c. In Heading No. 9002 (e.g. Prisms And Mirrors), Mou	51	159	7.678	43.947
	900311	Frames And Mountings; For Spectacles, Goggles Or The Like, Of Plastics	4	10	370	648
	900319	Frames And Mountings; For Spectacles, Goggles Or The Like, Of Materials Ot	1.624	1.256	1.180.908	675.322
	900390	Frames And Mountings; Parts For Spectacles, Goggles Or The Like	125	65	1.388	1.350
	900410	Sunglasses; Corrective, Protective Or Other	662	18.759	81.870	128.013
	900490	Spectacles, Goggles And The Like; (other Than Sunglasses) Corrective, Prote	3.835	4.096	93.912	115.270
	900510	Binoculars	38	69	30.890	25.138
	900580	Monoculars; Other Optical Telescopes And Astronomical Instruments, Exclu	166	59	97.186	48.358
	900590	Binoculars, Monoculars, Other Optical Telescopes, Astronomical Instrument	3	28	584	2.948
	900630	Cameras, Photographic (excluding Cinematographic); Specially Designed For	734	5	460.400	986
	900640	Cameras, Photographic (excluding Cinematographic); Instant Print Cameras	1.789	2.549	175.982	138.000
	900659	Cameras, Photographic (excluding Cinematographic); N.e.c. In Heading No 9	12	8	7.496	445
	900661	Photographic Flashlight Apparatus; Discharge Lamp (electronic)	59	1	4.817	5
	900669	Photographic Flashlight Apparatus; N.e.c. In Heading No. 9006	89	88	25.018	11.349
	900691	Cameras, Photographic (excluding Cinematographic); Parts And Accessories	189	126	13.635	6.567
	900699	Photographic Flashlight Apparatus; Parts And Accessories, For Other Than C	19	12	5.856	1.069
	900710	Cameras, Cinematographic; Whether Or Not Incorporating Sound Recording	21	3	18.908	1.026
	900720	Projectors, Cinematographic; Whether Or Not Incorporating Sound Recordin	149	15	443	85
	900791	Cameras, Cinematographic; Parts And Accessories, Whether Or Not Incorpo	453	227	42.880	51.363
	900792	Projectors, Cinematographic; Parts And Accessories, Whether Or Not Incorp	1.343	8	137.929	332
	900850	Image Projectors, Photographic Enlargers And Reducers, Excluding Cinemato	49	40	18.371	265
	901010	Photographic Laboratory Apparatus And Equipment; For Automatically Deve	15		1.200	
	901050	Photographic Laboratory Apparatus And Equipment; N.e.c. In Item No. 9010	1		56	
	901060	Photographic Laboratory Apparatus And Equipment (including Cinematogra	14	39	61	1.201
	901090	Photographic Laboratory Apparatus And Equipment (including Cinematogra	12	1	20	25
	901110	Microscopes, Compound Optical; Stereoscopic Microscopes	29	4	5.423	172
	901120	Microscopes, Compound Optical; For Photomicrography, Cinephotomicrogr	105		66.617	
	901180	Microscopes, Compound Optical; (other Than Stereoscopic And Microscope	9	29	333	2.577
	901190	Microscopes, Compound Optical; Parts And Accessories (including Those For Photomicrograp		21		30
	901210	Microscopes (excluding Optical Microscopes); Diffraction Apparatus		109		5.282
	901290	Microscopes (excluding Optical Microscopes); Diffraction Apparatus; Parts A	140	4	71.298	4.179
	901310	Optical Appliances And Instruments; Telescopic Sights For Fitting To Arms; P	2	29	815	20.324
	901320	Lasers; Other Than Laser Diodes	537	596	57.574	58.836
	901380	Optical Devices, Appliances And Instruments; N.e.c. In Heading No. 9013 (in	2.604	921	90.021	58.353
	901390	Optical Appliances And Instruments; Parts And Accessories For Articles Of H	54	73	8.065	41.046
	901410	Navigational Instruments And Appliances; Direction Finding Compasses	53	77	2.968	17.196
	901420	Navigational Instruments And Appliances; For Aeronautical Or Space Naviga	82	13.213	36.392	1.741.432
	901480	Navigational Instruments And Appliances; For Navigation Other Than Aeron	76	694	29.399	76.907
	901490	Navigational Instruments And Appliances; Parts And Accessories	468	3.376	3.100	4.742
	901510	Rangefinders	539	709	6.481	7.446
	901520	Surveying Equipment; Theodolites And Tacheometers	3	31	44	10.000
	901530	Surveying Equipment; Levels	4	563	1.081	113.769
	901540	Surveying Equipment; Photogrammetrical Surveying Instruments And Applia	17		152	
	901580	Surveying Equipment; Articles N.e.c. In Heading No. 9015, Including Hydrogr	4.428	26.759	789.406	548.506
	901590	Surveying Equipment; Parts And Accessories For Articles Of Heading No. 901	5.946	7.332	578.370	514.934
	901600	Balances; Of A Sensitivity Of 5cg Or Better, With Or Without Weights	2.415	4	53.858	138
	901710	Drafting Tables And Machines; Whether Or Not Automatic	88	28	1.363	173
	901720	Drawing, Marking-out Or Mathematical Calculating Instruments	741	312	101.825	14.931

https://jakarta.bps.go.id

Tabel 2. Ekspor Provinsi Asal Barang Dirinci Menurut Kode HS6 Digit, 2020—2021

Provinsi Asal	Kode HS 6	Deskripsi HS 6 Digit	Berat Bersih (Kg)		Nilai FOB (US$)	
			2020	2021	2020	2021
(1)	(2)	(3)	(4)	(5)	(6)	(7)
DKI Jakarta						
	901730	Mathematical Equipment; Micrometers, Callipers And Gauges	1.760	2.917	233.424	349.550
	901780	Mathematical Instruments And Equipment; N.e.c. In Heading No. 9017	65	1.692	5.584	19.900
	901790	Drawing, Marking-out Equipment And Mathematical Instruments; Parts And	5.462	139	24.835	30.298
	901811	Medical, Surgical Instruments And Appliances; Electro-cardiographs	71	115	7.424	24.127
	901812	Medical, Surgical Instruments And Appliances; Ultrasonic Scanning Apparatu	3.994	3.094	1.038.562	668.760
	901813	Medical, Surgical Instruments And Appliances; Magnetic Resonance Imaging	2.174	20.586	367.113	986.839
	901819	Medical, Surgical Instruments And Appliances; Electro-diagnostic Apparatus	4.447	9.858	1.025.019	1.090.829
	901820	Medical, Surgical Instruments And Appliances; Ultra-violet Or Infra-red Ray A	19	35	8.460	990
	901831	Medical, Surgical Instruments And Appliances; Syringes, With Or Without Ne	2.996	69.587	15.316	1.296.245
	901839	Medical, Surgical Instruments And Appliances; Catheters, Cannulae And The	9.233	703	114.903	22.967
	901841	Dental Instruments And Appliances; Dental Drill Engines, Whether Or Not Co	3	54	849	7.866
	901849	Dental Instruments And Appliances; Other Than Dental Drill Engines	611	1.744	153.839	52.062
	901850	Ophthalmic Instruments And Appliances	534	809	112.400	108.050
	901890	Medical, Surgical Or Dental Instruments And Appliances; N.e.c. In Heading N	95.524	41.555	3.324.315	2.919.540
	901910	Mechano-therapy Appliances; Massage Apparatus And Psychological Aptitu	1.368	11.954	107.008	25.509
	901920	Therapeutic Respiration Apparatus; Ozone, Oxygen, Aerosol Therapy Appara	3.579	5.076	146.822	743.672
	902000	Breathing Appliances And Gas Masks; Excluding Protective Masks Having Ne	82.405	1.280	1.845.978	46.206
	902110	Orthopaedic Or Fracture Appliances	235	40	157.004	3.856
	902121	Dental Fittings; Artificial Teeth	11	16	368	684
	902129	Dental Fittings; Other Than Artificial Teeth	46	28	2.395	12.778
	902131	Artificial Parts Of The Body	203	162	144.676	176.720
	902139	Artificial Parts Of The Body; Excluding Artificial Joints	5.075	6.403	1.542.922	1.160.537
	902140	Hearing Aids (excluding Parts And Accessories)	5	20	7.884	3.142
	902190	Appliances; Worn, Carried Or Implanted In The Body, To Compensate For A	21	11	8.510	462
	902212	Apparatus Based On The Use Of X-rays; Including Radiography Or Radiothera	5.374	3.475	320.453	16.950
	902213	Apparatus Based On The Use Of X-rays; Including Radiography Or Radiothera	1		18	
	902214	Apparatus Based On The Use Of X-rays; Including Radiography Or Radiothera	8.208	6.233	1.056.537	305.243
	902219	Apparatus Based On The Use Of X-rays, Including Radiography Or Radiothera	1.427	3.105	1.050.522	451.440
	902221	Apparatus Based On The Use Of Alpha, Beta Or Gamma Radiations, Includin	2.557	2.866	54.109	59.826
	902229	Apparatus Based On The Use Of Alpha, Beta Or Gamma Radiations, Includin	1	13	406	407
	902230	X-ray Tubes	11.772	10.951	755.131	1.207.256
	902290	Apparatus Based On Use Of X-rays And Similar; Parts And Accessories (x-ray	10.855	12.673	1.216.112	1.299.816
	902300	Instruments, Apparatus And Models; Designed For Demonstrational Purpose	5.826	10.943	162.787	294.063
	902410	Machines And Appliances; For Testing The Hardness, Strength, Compressibil	6	92	1.206	2.926
	902480	Machines And Appliances; For Testing The Hardness, Strength, Compressibil	427	446	29.945	16.730
	902490	Machines And Appliances; Parts And Accessories For Those Testing Hardnes	446	115	44.723	5.939
	902511	Thermometers And Pyrometers; Liquid Filled, For Direct Reading, Not Comb	2.612	37	118.949	1.319
	902519	Thermometers And Pyrometers; (other Than Liquid Filled, For Direct Readin	11.535	1.374	606.514	152.721
	902580	Hydrometers And Similar Floating Instruments, Barometers, Hygrometers, P	575	7.489	35.236	600.669
	902590	Hydrometers And Similar Floating Instruments, Barometers, Hygrometers, P	482	277	27.133	36.670
	902610	Instruments And Apparatus; For Measuring Or Checking The Flow Or Level C	10.033	10.083	698.286	174.973
	902620	Instruments And Apparatus; For Measuring Or Checking Pressure	4.253	1.465	366.492	1.080.560
	902680	Instruments And Apparatus; For Measuring Or Checking Variables Of Liquids	836	1.260	86.023	289.898
	902690	Instruments And Apparatus; Parts And Accessories For Those Measuring Or	4.574	216	136.549	14.453
	902710	Instruments And Apparatus; Gas Or Smoke Analysis Apparatus, For Physical	5.265	9.250	666.882	1.036.324
	902720	Chromatographs And Electrophoresis Instruments	258	190	104.533	69.721
	902730	Spectrometers, Spectrophotometers And Spectrographs; Using Optical Radia	211	749	129.569	285.419
	902750	Instruments And Apparatus; Using Optical Radiations (uv, Visible, Ir), (other	755	1.085	215.207	282.071
	902790	Microtomes And Parts And Accessories Thereof	928	1.293	87.251	347.574
	902810	Meters; Gas, Supply Or Production Meters, Including Calibrating Meters The	68	40	8.074	7.082
	902820	Meters; Liquid Supply Or Production Meters, Including Calibrating Meters Th	491	167	11.810	2.812
	902830	Meters; Electricity Supply Or Production Meters, Including Calibrating Meter	463	417	22.413	37.719
	902890	Meters; Parts And Accessories Of Gas, Liquid, Electricity Supply Or Productio	126	1.511	53.351	40.194
	902910	Meters And Counters; Revolution Counters, Production Counters, Taximeter	181	116	115.086	6.276
	902920	Meters; Speed Indicators And Tachometers; Stroboscopes	140.092	123.944	6.222.938	7.173.957
	902990	Meters And Counters; Parts And Accessories For Revolution And Production	10.790	26.445	395.153	771.550
	903010	Instruments And Apparatus; For Measuring Or Detecting Ionising Radiations	266	537	90.248	157.201
	903020	Oscilloscopes And Oscillographs	123	12	18.361	238
	903031	Multimeters; For Measuring Or Checking Voltage, Current, Resistance Or Po	119	99	7.687	13.186
	903032	Multimeters; For Measuring Or Checking Voltage, Current, Resistance Or Po	21	88	3.042	9.595

https://jakarta.bps.go.id

Tabel 2. Ekspor Provinsi Asal Barang Dirinci Menurut Kode HS6 Digit, 2020—2021

Provinsi Asal	Kode HS 6	Deskripsi HS 6 Digit	Berat Bersih (Kg)		Nilai FOB (US$)	
			2020	2021	2020	2021
(1)	(2)	(3)	(4)	(5)	(6)	(7)
DKI Jakarta						
	903033	Instruments And Apparatus; For Measuring Or Checking Voltage, Current, Re	3.379	330	310.196	62.763
	903039	Instruments And Apparatus; For Measuring Or Checking Voltage, Current, Re	450	1.193	41.283	102.983
	903040	Instruments And Apparatus; Specially Designed For Telecommunications (e.g	127	155	101.242	50.342
	903082	Instruments And Apparatus; For Measuring Or Checking Semiconductor Wat	18	3	173	15.000
	903084	Instruments And Apparatus; N.e.c. In Heading No. 9030, With A Recording D	12	33	8.148	3.489
	903089	Instruments And Apparatus; N.e.c. In Heading No. 9030, Without A Recordir	65	176	11.463	67.209
	903090	Instruments, Apparatus For Measuring, Checking Electrical Quantities, Not M	1.486	3.201	202.473	332.851
	903110	Machines; For Balancing Mechanical Parts	1.514	751	187.241	41.271
	903120	Test Benches	183	311	9.497	7.525
	903141	Optical Instruments And Appliances; For Inspecting Semiconductor Wafers Or Devices Or For		6		205
	903149	Optical Instruments And Appliances; For Measuring Or Checking, N.e.c. In Ch	595	1.420	640.995	837.872
	903180	Instruments, Appliances And Machines; For Measuring Or Checking N.e.c. In	211.938	186.627	3.167.682	3.223.739
	903190	Instruments, Appliances And Machines; Parts And Accessories For Those Me	1.270	1.265	523.892	524.339
	903210	Regulating Or Controlling Instruments And Apparatus; Automatic Type, Ther	258	180	5.179	21.391
	903220	Regulating Or Controlling Instruments And Apparatus; Automatic, Manostat	2		1.409	
	903281	Regulating Or Controlling Instruments And Apparatus; Automatic, Hydraulic	37	190	2.875	15.792
	903289	Regulating Or Controlling Instruments And Apparatus; Automatic, Other Tha	69.647	56.564	5.070.442	4.882.591
	903290	Regulating Or Controlling Instruments And Apparatus; Automatic, Parts And	232	1.984	49.967	58.537
	903300	Machines And Appliances, Instruments Or Apparatus Of Chapter 90; Parts A	4.219	4.300	634.140	1.965.926
	910111	Wrist-watches; Electrically Operated, With Or Without A Stop-watch, With C	2.302	6.774	386.120	1.138.150
	910119	Wrist-watches; Electrically Operated, With Or Without A Stop-watch, With C	377	60	1.458.326	32.863
	910121	Wrist-watches; (not Electrically Operated), Automatic Winding, Whether Or	141	17	129.665	218.077
	910129	Wrist-watches; (not Electrically Operated), (not Automatic Winding), Wheth	906	3.010	4.963.435	1.066.474
	910191	Pocket-watches And Other Watches, Including Stop-watches; (excluding Wrist-watches), With		0		42
	910199	Pocket-watches And Other Watches, Including Stop-watches; (excluding Wri	2.036	929	3.158.302	1.742.481
	910211	Wrist-watches; Electrically Operated, With Or Without A Stop-watch, (other	181	253	86.424	76.932
	910212	Wrist-watches; Electrically Operated, With Or Without A Stop-watch, (other	88	66	16.151	15.317
	910219	Wrist-watches; Electrically Operated, With Or Without A Stop-watch, (other	1.882	1.195	156.993	438.249
	910221	Wrist-watches; Whether Or Not Incorporating A Stop-watch Facility, With Au	613	270	845.260	467.761
	910229	Wrist-watches; Whether Or Not Incorporating A Stop-watch Facility, With Ot	1.065	2.934	1.005.188	1.025.204
	910291	Pocket Watches And Other Watches, Including Stop-watches; (excluding Wri	9		16.856	
	910299	Pocket Watches And Other Watches, Including Stop-watches; (excluding Wri	2.200	717	2.341.602	1.990.372
	910390	Clocks; With Watch Movements, Other Than Electrically Operated, Excluding	4	65	270	1.824
	910400	Clocks; Instrument Panel Clocks And Clocks Of A Similar Type For Vehicles, A	38	28	3.271	2.383
	910511	Clocks; (excluding Those With Watch Movements And Instrument Panel Cloc	1		60	
	910519	Clocks; (excluding Those With Watch Movements And Instrument Panel Cloc	5	3	240	34
	910521	Clocks; (excluding Those With Watch Movements And Instrument Panel Cloc	2	740	71	9.589
	910529	Clocks; (excluding Those With Watch Movements And Instrument Panel Cloc	106	114	1.335	7.955
	910591	Clocks; (excluding Those With Watch Movements And Instrument Panel Cloc	0		188	
	910599	Clocks; (excluding Those With Watch Movements And Instrument Panel Cloc	1	7	477	522
	910610	Time Recording Apparatus; Time-registers, Time Recorders, With Clock, Wat	957	1.152	31.600	65.398
	910690	Time Recording Apparatus; With Clock Or Watch Movement Or With Synchr	53	9	3.130	3.015
	910700	Time Switches; With Clock, Watch Movement Or Synchronous Motor	408	1	18.244	214
	910812	Watch Movements; Complete And Assembled, Electrically Operated, By Means Of Solar Cells,		124		28.680
	910819	Watch Movements; Complete And Assembled, Electrically Operated, By Mea	2	4	640	204
	910820	Watch Movements; Complete And Assembled, With Automatic Winding		2		563
	910910	Clock Movements; Complete And Assembled, Electrically Operated	1	7	36	463
	910990	Clock Movements; Complete And Assembled, Other Than Electrically Operat	2	109	10.720	4.010
	911011	Watches; Complete Movements, Unassembled Or Partly Assembled (movement Sets)		147		529.323
	911012	Watches; Incomplete Movements, Assembled		2		1.070
	911090	Clocks; Movements, Whether Or Not Complete, Incomplete, Assembled Or U	20	11	3.957	75.678
	911180	Watch Cases; N.e.c. In Heading No. 9111	13	58	384	744
	911190	Watch Cases And Parts Thereof	249	11	25.338	8.862
	911220	Clock Cases And Similar Cases For Other Goods Of Chapter 91; Other Than W	4		1.015	
	911290	Clock Cases And Similar Cases For Other Goods Of Chapter 91; Other Than W	1	5	72	229
	911310	Watch Straps, Watch Bands, Watch Bracelets, And Parts Thereof; Of Precious Metal Or Of Me		2		476
	911320	Watch Straps, Watch Bands, Watch Bracelets, And Parts Thereof; Of Base M	47	0	28.764	22
	911390	Watch Straps, Watch Bands, Watch Bracelets, And Parts Thereof; N.e.c. In H	519	362	120.885	182.704
	911430	Clock Or Watch Parts; Dials	61	3	145	852
	911440	Clock Or Watch Parts; Plates And Bridges		1		6

https://jakarta.bps.go.id

Tabel 2. Ekspor Provinsi Asal Barang Dirinci Menurut Kode HS6 Digit, 2020—2021

Provinsi Asal	Kode HS 6	Deskripsi HS 6 Digit	Berat Bersih (Kg)		Nilai FOB (US$)	
			2020	2021	2020	2021
(1)	(2)	(3)	(4)	(5)	(6)	(7)
DKI Jakarta						
	911490	Clock Or Watch Parts; Other Than Springs (including Hairsprings), Dials, Plate	17	9	9.068	2.362
	920110	Musical Instruments; Pianos, Upright, Including Automatic Pianos	4.001.308	5.894.439	32.915.706	49.333.858
	920120	Musical Instruments; Pianos, Grand	983.754	1.435.146	15.021.229	22.229.458
	920190	Musical Instruments; Harpsichords And Other Keyboard Stringed Instrument	4.033	23.436	11.707	35.063
	920210	Musical Instruments; String, Played With A Bow (e.g. Violins)	3.395	2.067	429.374	314.490
	920290	Musical Instruments; String, Played Other Than With A Bow (e.g. Guitars An	1.386.140	1.850.007	36.016.090	49.648.191
	920510	Musical Instruments; Brass-wind (e.g. Trumpets), Other Than Fairground Org	67	82	514	3.466
	920590	Musical Instruments; Wind, Other Than Brass, (eg. Clarinet, Bagpipes, Pipe C	529	8.298	9.031	99.161
	920600	Musical Instruments; Percussion (e.g. Drums, Xylophones, Cymbals, Castane	20.067	2.936	171.791	61.746
	920710	Musical Instruments; Keyboard, (other Than Accordions), The Sound Of Whi	4.126	6.336	109.523	258.445
	920790	Musical Instruments; (other Than Keyboard), The Sound Of Which Is Produc	378.183	539.462	11.000.227	16.265.314
	920810	Musical Boxes	105	57	3.265	1.999
	920890	Fairground And Mechanical Street Organs, Mechanical Singing Birds, Musica	797	13.627	7.104	22.608
	920930	Musical Instrument Strings	4.149	5.364	356.422	471.464
	920991	Musical Instruments; Parts And Accessories For Pianos	462.154	394.478	4.480.186	4.924.300
	920992	Musical Instruments; Parts And Accessories For String Musical Instruments C	2.050	2.690	77.902	104.679
	920994	Musical Instruments; Parts And Accessories For The Musical Instruments Th	17.217	4.582	162.087	301.680
	920999	Musical Instruments; Parts And Accessories For Musical Instruments N.e.c. I	11.163	824	292.524	61.191
	930120	Military Weapons; Rocket Launchers, Flame-throwers, Grenade Launchers, Torpedo Tubes Ar		675		55.917
	930190	Military Weapons; Other Than Revolvers, Pistols, And Arms Of Heading 9307, N.e.c. In Headin		717		38.536
	930400	Firearms; (e.g. Spring, Air Or Gas Guns And Pistols, Truncheons), Excluding T	1	0	53	6
	930520	Firearms; Parts And Accessories, Of Shotguns Or Rifles Of Heading 9303		32		1.610
	930591	Firearms; Parts And Accessories, Of Military Weapons Of Heading 9301		193		814.178
	930599	Firearms; Parts And Accessories, Of Firearms Other Than The Military Weapons Of Heading 93		5		188
	930700	Arms; Swords, Cutlasses, Bayonets, Lances And The Like, Parts Thereof And	30	33	322	1.582
	940110	Seats; Of A Kind Used For Aircraft	270	247	4.500	886
	940120	Seats; Of A Kind Used For Motor Vehicles	28.913	151.879	261.222	1.177.875
	940152	Seats; Of Bamboo	699	2.736	9.991	11.051
	940153	Seats; Of Rattan	557.990	877.220	7.164.717	11.563.236
	940159	Seats; Of Cane, Osier Or Similar Materials, Other Than Bamboo Or Rattan	40.146	30.678	470.796	138.151
	940161	Seats; With Wooden Frames, Upholstered, (excluding Medical, Surgical, Den	143.508	725	676.017	4.365
	940169	Seats; With Wooden Frames, Not Upholstered, (excluding Medical, Surgical,	2.681.878	3.706.046	12.756.002	18.976.782
	940171	Seats; With Metal Frames, Upholstered, (excluding Medical, Surgical, Dental	37.923	369	121.576	6.805
	940179	Seats; With Metal Frames, Not Upholstered, (excluding Medical, Surgical, De	46.389	43.682	221.315	256.687
	940180	Seats; N.e.c. In Heading No. 9401, (excluding Medical, Surgical, Dental, Vete	5.379	11.446	56.353	45.168
	940210	Chairs; Dentists', Barbers' Or Similar Chairs Having Rotating As Well As Both	15	1.776	251	12.394
	940290	Furniture; For Medical, Surgical, Veterinary Use (e.g. Operating Tables, Exam	680	567	27.670	18.272
	940310	Furniture; Metal, For Office Use	22.712	7.283	145.027	44.028
	940320	Furniture; Metal, Other Than For Office Use	27.524	62.104	306.433	431.051
	940330	Furniture; Wooden, For Office Use	396		1.013	
	940340	Furniture; Wooden, For Kitchen Use	8.625.433	9.073.252	28.681.675	37.120.124
	940350	Furniture; Wooden, For Bedroom Use	210.678	357.620	514.096	811.446
	940360	Furniture; Wooden, Other Than For Office, Kitchen Or Bedroom Use	6.780.725	8.281.214	19.838.623	24.004.899
	940370	Furniture; Plastic	15.786	31.123	80.290	171.117
	940382	Furniture; Of Bamboo	5.746	16.776	31.732	77.789
	940383	Furniture; Of Rattan	73.579	217.665	362.482	1.218.888
	940389	Furniture; Of Cane, Osier, Or Similar Materials (other Than Bamboo Or Ratta	118.816	187.530	407.454	1.066.894
	940410	Mattress Supports	67.299	22.344	349.815	170.948
	940421	Mattresses; Of Cellular Rubber Or Plastics, Whether Or Not Covered	7.826	564	151.673	20.471
	940429	Mattresses; Of Other Materials, Not Cellular Rubber Or Plastics	46.124	59.684	100.843	256.278
	940430	Sleeping Bags	280	37	3.201	832
	940490	Bedding And Similar Furnishing Articles; N.e.c. In Heading No. 9404 (e.g. Qui	75.651	61.726	633.124	394.125
	940550	Lamps And Light Fittings; Non-electric	182	306	3.204	12.427
	940591	Lamps And Light Fittings; Parts Thereof, Of Glass	17	142	514	8.837
	940592	Lamps And Light Fittings; Parts Thereof, Of Plastics	17	99	25	239
	940599	Lamps And Light Fittings; Parts Thereof, Of Materials Other Than Glass Or Pl	10.779	9.794	95.247	195.236
	940690	Buildings; Prefabricated, Not Of Wood	143.463	78.395	138.438	492.783
	950300	Tricycles, Scooters, Pedal Cars And Similar Wheeled Toys; Dolls' Carriages; D	799.817	500.770	7.673.179	5.094.848
	950420	Billiard Articles And Accessories Of All Kinds	4.189	1.670	52.324	25.690
	950430	Games; Operated By Coins, Banknotes, Bank Cards, Tokens Or By Other Mea	4.833	7.609	112.904	115.534

https://www.bps.go.id

Tabel 2. Ekspor Provinsi Asal Barang Dirinci Menurut Kode HS6 Digit, 2020—2021

Provinsi Asal	Kode HS 6	Deskripsi HS 6 Digit	Berat Bersih (Kg)		Nilai FOB (US$)	
			2020	2021	2020	2021
(1)	(2)	(3)	(4)	(5)	(6)	(7)
DKI Jakarta						
	950440	Games; Playing Cards	866	5.056	80.727	22.312
	950450	Games; Video Game Consoles And Machines, Other Than Those Of Subhead	2.240	2.576	196.922	308.694
	950490	Games; Articles For Funfair, Table Or Parlour Games, Including Pintables, Sp	909	1.065	50.913	28.123
	950510	Christmas Festivity Articles	2.321	23.127	42.478	73.328
	950590	Festive, Carnival Or Other Entertainment Articles Including Novelty Jokes An	69.256	48.303	264.195	368.226
	950611	Skis; For Snow	1	55	11	308
	950619	Snow-ski Equipment	109	12	1.190	193
	950621	Sailboards; For Water Sport	37	57	200	861
	950629	Water Sport Equipment; Water-skis, Surf-boards And Other Water-sport Equ	493	870	20.262	48.889
	950631	Golf Clubs; Complete	552	7.883	15.659	123.756
	950632	Golf Balls	81	580	2.112	3.862
	950639	Golf Equipment; Other Than Clubs And Balls	1.385	251	21.603	13.854
	950640	Table-tennis Articles And Equipment	1.743	1.028	73.299	62.674
	950651	Lawn-tennis Racquets; Whether Or Not Strung	979	629	65.932	63.514
	950659	Tennis, Badminton And Similar Racquets; Whether Or Not Strung	7.146	1.543	540.100	144.673
	950661	Lawn-tennis Balls	9	355	56	4.451
	950662	Balls; Inflatable	1.920	583	36.469	11.914
	950669	Balls; (other Than Inflatable Or For Lawn-tennis, Golf Or Table-tennis)	1.322	820	33.333	22.739
	950670	Skates; Ice And Roller, Including Skating Boots With Skates Attached	47	378	909	15.504
	950691	Athletics And Gymnastics Equipment	10.434	4.731	86.127	36.406
	950699	Equipment For Outdoor Games And Recreation N.e.c. In Heading No. 9506	5.900	10.593	89.405	148.009
	950710	Fishing Rods	1.403	2.082	72.305	91.235
	950720	Fish-hooks; Whether Or Not Snelled	1.680	1.627	59.358	86.436
	950730	Fishing Reels	177	346	4.613	4.896
	950790	Fishing Tackle N.e.c., Butterfly Nets, Decoy Birds (other Than Those Of Head	3.168	3.264	134.094	250.832
	960190	Bone, Tortoise Shell, Horn, Antlers, Coral, Mother-of-pearl And Other Anima	50	162	180	1.125
	960200	Vegetable, Mineral Carving Material And Articles Of These Materials, Mould	2.751	4.704	36.595	28.684
	960310	Brooms And Brushes; Consisting Of Twigs Or Other Vegetable Materials Bou	123.671	1.167.267	148.555	797.863
	960321	Brushes; Toothbrushes	410.300	430.738	5.834.263	6.094.121
	960329	Brushes; Shaving, Hair, Nail, Eyelash And Other Toilet Brushes For Use On Th	8.223	1.796	171.595	187.769
	960330	Brushes; Artists' Brushes, Writing Brushes And Similar Brushes For The Appli	2.927	1.960	33.975	34.122
	960340	Brushes; Paint, Distemper, Varnish Or Similar Brushes (not Those Of Item No	2.975.012	2.987.559	13.195.137	12.767.752
	960350	Brushes; Constituting Parts Of Machines, Appliances Or Vehicles	254	350	9.442	3.289
	960390	Brooms, Brushes, Mops, Feather Dusters, Squeegees, Hand Operated Mecha	149.185	78.269	393.173	335.293
	960400	Hand Sieves And Hand Riddles	853	34	13.026	470
	960500	Travel Sets; For Personal Toilet, Sewing, Shoe Or Clothes Cleaning	64.237	43.722	1.175.167	229.682
	960610	Press-fasteners, Snap-fasteners, Press-studs And Parts Therefor	2.457	1.978	13.443	45.982
	960621	Buttons; Of Plastics, Not Covered With Textile Material	108	631	5.650	5.307
	960622	Buttons; Of Base Metal, Not Covered With Textile Material	349	27	15.397	10.867
	960629	Buttons; Of Other Than Base Metal Or Plastics, Not Covered With Textile Ma	1.519	8.658	101.962	284.273
	960630	Button Moulds And Other Parts Of Buttons; Button Blanks	2.546	3.470	60.107	120.259
	960711	Slide Fasteners; Fitted With Chain Scoops Of Base Metal	128	320	1.809	2.233
	960719	Slide Fasteners; Other Than Those Fitted With Chain Scoops Of Base Metal	3.374	3.882	73.497	103.093
	960720	Slide Fasteners; Parts	524	521	206.945	2.754
	960810	Pens; Ball Point	41.569	45.280	546.097	646.451
	960820	Pens; Felt Tipped And Other Porous-tipped Pens And Markers	667.109	665.296	4.548.073	4.923.852
	960830	Pens; Fountain, Stylograph And Other Pens	7.081	8.591	15.574	24.080
	960840	Pencils; Propelling Or Sliding	174	1.061	8.787	18.044
	960850	Pen And Pencil Sets; Of Articles From Two Or More Of The Foregoing Sub-he	1.026	506	62.928	13.552
	960860	Pens; Ball-point, Refills Comprising The Ball Point And Ink-reservoir	230	936	1.513	2.638
	960891	Pens; Nibs And Nib Points	19		64	
	960899	Pens And Pencils; Duplicating Stylos, Pen-holders, Pencil-holders, And Simila	4.933	787	60.300	20.516
	960910	Pencils And Crayons; With Leads Encased In Rigid Sheath	1.326	4.980	7.994	29.660
	960920	Pencil Leads; Black Or Coloured	4.727	2.051	86.659	38.682
	960990	Pastels, Drawing Charcoals, Writing Or Drawing Chalks, Tailors' Chalk	3.781	3.174	27.398	19.984
	961000	Slates And Boards; With Writing Or Drawing Surfaces, Whether Or Not Fram	54		42	
	961100	Stamps; Date, Numbering, Sealing Stamps And The Like (including Devices F	584	750	40.350	60.127
	961210	Ribbons; For Typewriters And The Like, Inked Or Otherwise Prepared, For Gi	209	1.300	26.170	20.234
	961310	Lighters; Pocket, Cigarette, Gas Fuelled, Non-refillable		7		1.527
	961320	Lighters; Pocket, Cigarette, Gas Fuelled, Refillable	4	6	517	1.541

https://www.bps.go.id

Tabel 2. Ekspor Provinsi Asal Barang Dirinci Menurut Kode HS6 Digit, 2020—2021

Provinsi Asal	Kode HS 6	Deskripsi HS 6 Digit	Berat Bersih (Kg)		Nilai FOB (US$)	
			2020	2021	2020	2021
(1)	(2)	(3)	(4)	(5)	(6)	(7)
DKI Jakarta						
	961380	Lighters; Whether Or Not Mechanical Or Electrical, N.e.c. In Heading No. 96	1.122	5	2.167	72
	961390	Lighters; Parts For Cigarette Lighters And Other Lighters, Whether Or Not M	7.072	6.275	170.231	112.364
	961400	Smoking Pipes (including Pipe Bowls) And Cigar Or Cigarette Holders, And Pa	295	259	8.875	20.786
	961511	Combs, Hair Slides And The Like; Of Hard Rubber Or Plastics	461	5.230	9.920	23.127
	961519	Combs, Hair Slides And The Like; Of Other Than Hard Rubber Or Plastics	2.144	2.212	12.328	16.354
	961590	Hairpins, Curling Pins, Curling Grips, Hair Curlers And The Like (not Those Of	112	179	2.384	2.634
	961610	Scent Sprays And Similar Toilet Sprays, And Mounts And Heads Therefor	3.079	60	19.067	963
	961620	Powder Puffs And Pads; For The Application Of Cosmetics Or Toilet Preparat	7.713	4.179	110.164	32.966
	961700	Vacuum Flasks And Other Vacuum Vessels, Complete With Cases; Parts Ther	2.124	5.842	27.836	65.583
	961800	Tailors' Dummies And Other Lay Figures; Automata And Other Animated Dis	1.492	2.624	6.793	11.281
	961900	Sanitary Towels (pads) And Tampons, Napkins And Napkin Liners For Babies	5.264.617	3.108.279	21.236.674	13.868.129
	962000	Monopods, Bipods, Tripods And Similar Articles	93	428	5.720	40.835
	970400	Stamps, Postage Or Revenue; Stamp-postmarks, First-day Covers, Postal Sta	15	801	337	2.371
	999910	Postal packages n.c.a.k	171.999	102.426	8.099.863	1.904.567
	040310	Dairy Produce; Yoghurt, Whether Or Not Concentrated Or Containing Addec	235.888	130.322	375.977	166.842
	041000	Animal Products; Edible, N.e.c. In This Or Other Chapters	705.903	740.229	170.409.742	175.398.326
	080290	Nuts, Edible; N.e.c. In Heading No. 0801 And 0802, Fresh Or Dried, Whether	92.271	187.337	168.176	259.175
	150910	Vegetable Oils; Olive Oil And Its Fractions, Virgin, Whether Or Not Refined, E	138	476	820	5.694
	284440	Radioactive Elements, Isotopes, Compounds, N.e.c. In Heading No. 2844 All	2.504	2.914	15.937	18.692
	290339	Fluorinated, Brominated Or Iodinated Derivatives Of Acyclic Hydrocarbons;	702	593	1.838	36.000
	293139	Organo-inorganic Compounds; Other Organo-phosphorus Derivatives, N.e.c.	2.150	2.710	40.567	11.803
	300220	Vaccines; For Human Medicine	2.559	2.570	302.585	429.721
	300230	Vaccines; For Veterinary Medicine	50.816	41.288	363.789	429.866
	340211	Organic Surface-active Agents; Anionic (other Than Soap), Whether Or Not F	197.111	222.252	1.008.341	541.633
	340212	Organic Surface-active Agents; Cationic (other Than Soap), Whether Or Not	33.264	55.552	55.798	92.702
	340213	Organic Surface-active Agents; Non-ionic (other Than Soap), Whether Or No	494.547	455.856	300.533	355.160
	340219	Organic Surface-active Agents; Whether Or Not Put Up For Retail Sale, N.e.c	30.419	21.747	83.463	37.224
	340220	Washing And Cleaning Preparations; Surface-active, Whether Or Not Contai	134.304.074	165.271.094	105.631.975	122.927.971
	360300	Fuses And Detonators; Safety Or Detonating Fuses, Percussion Or Detonatin	5		3.024	
	382200	Reagents; Diagnostic Or Laboratory Reagents On A Backing And Prepared Di	119.869	90.556	702.375	1.535.799
	382471	Mixtures Containing Halogenated Derivatives Of Methane, Ethane Or Propa	77	251	359	13.975
	382474	Mixtures Containing Halogenated Derivatives Of Methane, Ethane Or Propa	2	3	4	1
	382479	Mixtures Containing Halogenated Derivatives Of Methane, Ethane Or Propa	4.521	5.485	20.960	2.122
	390720	Polyethers; In Primary Forms, Excluding Polyacetals	571.578	352.787	1.067.777	792.531
	440140	Wood; For Fuel, Sawdust And Wood Waste And Scrap, Not Agglomerated	1.005	36	2.004	496
	441294	Blockboard, Laminboard And Battenboard (not Bamboo, And Other Than Ply	4.471.412	5.536.594	5.167.076	6.165.439
	441400	Wooden Frames; For Paintings, Photographs, Mirrors Or Similar Objects	53.840	301	64.190	1.088
	441810	Wood; Windows, French-windows And Their Frames	302		2.000	
	441820	Wood; Doors And Their Frames And Thresholds	2.024.445	1.482.440	5.532.222	5.468.194
	442010	Wood; Statuettes And Other Ornaments Of Wood	85.585	186.273	927.106	2.497.272
	490591	Maps And Hydrographic Or Similar Charts; Printed In Book Form, Including A	3.799	2.791	16.198	4.052
	490599	Maps And Hydrographic Or Similar Charts; (printed Other Than In Book Forn	308	422	30.524	18.752
	570320	Carpets And Other Textile Floor Coverings; Tufted, Of Nylon Or Other Polyar	359	1.503	2.964	9.901
	570330	Carpets And Other Textile Floor Coverings; Tufted, Of Man-made Textile Ma	40.047	49.843	99.204	83.919
	580219	Fabrics; Terry Towelling And Similar Woven Terry Fabrics, Of Cotton, Bleach	260	59	5.150	701
	620111	Coats; Men's Or Boys', Overcoats, Raincoats, Car-coats, Capes, Cloaks And Si	2	38	35	5.344
	620191	Anoraks (including Ski-jackets), Wind-cheaters, Wind-jackets And Similar Art	44	17	2.054	2.276
	620112	Coats; Men's Or Boys', Overcoats, Raincoats, Car-coats, Capes, Cloaks And Si	7.840	1	227.532	680
	620192	Anoraks (including Ski-jackets), Wind-cheaters, Wind-jackets And Similar Art	9.830	23.736	191.829	343.934
	620113	Coats; Men's Or Boys', Overcoats, Raincoats, Car-coats, Capes, Cloaks And Si	353.954	351.304	16.326.371	17.760.281
	620193	Anoraks (including Ski-jackets), Wind-cheaters, Wind-jackets And Similar Art	4.123	26.645	291.797	424.775
	620119	Coats; Men's Or Boys', Overcoats, Raincoats, Car-coats, Capes, Cloaks And Si	374.855	35.787	17.333.682	1.104.599
	620199	Anoraks (including Ski-jackets), Wind-cheaters, Wind-jackets And Similar Art	23		777	
	620211	Coats; Women's Or Girls', Overcoats, Raincoats, Car-coats, Capes, Cloaks An	9	27	3.856	22.680
	620291	Anoraks (including Ski-jackets), Wind-cheaters, Wind-jackets And Similar Art	28		1.750	
	620212	Coats; Women's Or Girls', Overcoats, Raincoats, Car-coats, Capes, Cloaks An	11.006	222	41.890	15.497
	620292	Anoraks (including Ski-jackets), Wind-cheaters, Wind-jackets And Similar Art	7.167	1.257	24.611	15.120
	620213	Coats; Women's Or Girls', Overcoats, Raincoats, Car-coats, Capes, Cloaks An	288.916	126.599	7.816.031	6.056.219
	620293	Anoraks (including Ski-jackets), Wind-cheaters, Wind-jackets And Similar Art	10.010	82.665	376.192	1.504.106
	620219	Coats; Women's Or Girls', Overcoats, Raincoats, Car-coats, Capes, Cloaks An	11.358	9.647	671.186	541.154

https://jakarta.bps.go.id

Tabel 2. Ekspor Provinsi Asal Barang Dirinci Menurut Kode HS6 Digit, 2020—2021

Provinsi Asal	Kode HS 6	Deskripsi HS 6 Digit	Berat Bersih (Kg)		Nilai FOB (US$)	
			2020	2021	2020	2021
(1)	(2)	(3)	(4)	(5)	(6)	(7)
DKI Jakarta						
	681510	Stone Articles And Articles Of Other Mineral Substances; Non-electrical Artic	14.818	2.347	19.164	19.884
	701931	Glass Fibres; Non-woven Products, Mats	6.027	12.607	6.943	23.932
	701940	Glass Fibres; Woven Fabrics Of Rovings	2.000	9.400	1.800	12.840
	710420	Stones; Precious Or Semi-precious, Synthetic Or Reconstructed, (not Piezo-e	1	120	40	1.680
	710490	Stones; Precious Or Semi-precious, Synthetic Or Reconstructed, (not Piezo-e	4.630	10.104	123.683	230.499
	741910	Copper; Chain And Parts Thereof	18	11	38	11
	741991	Copper; Cast, Moulded, Stamped Or Forged, But Not Further Worked	804	1.646	46.798	56.428
	741999	Copper; Articles N.e.c. In Heading No. 7419	1.634	2.839	59.572	74.438
	810390	Tantalum; Articles N.e.c. In Heading No. 8103	0		84	
	841931	Dryers; For Agricultural Products, Not Used For Domestic Purposes		14		25
	846210	Machine-tools; Forging Or Die-stamping Machines (including Presses) And H	9.967	133.000	17.023	584.737
	846229	Machine-tools; Bending, Folding, Straightening Or Flattening Machines (inclu	371	61.686	11.447	877.298
	851410	Furnaces And Ovens; Electric, For Industrial Or Laboratory Use, Resistance H	505		18.565	
	851430	Furnaces And Ovens; Electric, For Industrial Or Laboratory Use, Other Than T	160	5.018	34.905	163.001
	851712	Telephones For Cellular Networks Or For Other Wireless Networks	198.731	366.272	48.779.096	140.545.010
	851770	Telephone Sets And Other Apparatus For The Transmission Or Reception Of	874.893	148.067	75.901.792	19.405.404
	852580	Television Cameras, Digital Cameras And Video Camera Recorders	26.377	21.750	8.553.171	10.777.343
	853950	Lamps; Light-emitting Diode (led) Lamps	2.102	1.635	46.322	55.967
	854140	Electrical Apparatus; Photosensitive, Including Photovoltaic Cells, Whether C	279.290	202.499	895.701	643.667
	854150	Electrical Apparatus; Photosensitive Semiconductor Devices N.e.c. In Heading No. 8541, Inclu		1		1
	854890	Electrical Parts Of Machinery Or Apparatus; N.e.c. In Chapter 85	15.603	1.636	172.668	274.859
	854810	Waste And Scrap Of Primary Cells, Primary Batteries And Electric Accumulators; Spent Primar		2		180.701
	870120	Tractors; Road, For Semi-trailers	23	9.190	882	12.698
	880310	Aircraft And Spacecraft; Propellers And Rotors And Parts Thereof	11.670	20.234	89.001	709.218
	880320	Aircraft And Spacecraft; Under-carriages And Parts Thereof	15.734	10.162	468.964	298.366
	880330	Aircraft And Spacecraft; Parts Of Aeroplanes Or Helicopters N.e.c. In Heading	102.688	182.636	8.592.052	8.596.991
	880390	Aircraft And Spacecraft; Parts Thereof N.e.c. In Chapter 88	3.285	5.005	224.301	480.324
	890392	Motorboats; (other Than Outboard Motorboats), For Pleasure Or Sports, Otl	760	2.090	68.920	36.414
	900651	Cameras, Photographic (excluding Cinematographic); With A Through-the-le	71	10	24.501	92
	940540	Lamps And Light Fittings; Electric, N.e.c. In Heading No. 9405	11.050	56.145	214.332	525.499
	902780	Instruments And Apparatus; For Physical Or Chemical Analysis, For Measurir	7.648	702	323.409	170.864
	940130	Seats; Swivel With Variable Height Adjustment, Excluding Medical, Surgical,	9.143	118	32.908	5.876
	940140	Seats; Convertible Into Beds, Other Than Garden Seats Or Camping Equipment		119		630
	940190	Seat; Parts	388.490	146.869	1.997.322	1.176.319
	940390	Furniture; Parts	10.580	12.438	48.811	41.869
	940510	Chandeliers And Other Electric Ceiling Or Wall Light Fittings; Excluding Those	6.999	3.569	315.206	102.752
	940520	Lamps, Electric; Floor-standing Or For Table, Desk Or Bedside	388	2.515	10.103	12.180
	940560	Illuminated Signs, Name Plates And The Like	628	193	24.828	3.421
	950890	Roundabouts, Swings, Shooting Galleries, Other Fairground Amusements; Tr	390	20	5.191	440
	970110	Paintings, Drawings And Pastels; Executed Entirely By Hand, Other Than Dra	19.126	25.808	529.119	1.975.797
	970190	Artwork; Collages And Similar Decorative Plaques	462.768	8.999	2.294.729	453.911
	970300	Sculptures And Statuary; Original, In Any Material	2.110	6.560	59.932	387.870
	382478	Mixtures Containing Halogenated Derivatives Of Methane, Ethane Or Propa	100	7.300	2.294	27.010
	701939	Glass Fibres; Webs, Mattresses, Boards And Similar Non-woven Products Excluding Mats And		0		1
Total DKI Jakarta			**2.988.780.207**	**3.495.043.815**	**9.845.834.423**	**11.269.218.874**

https://jakpus.bps.go.id

Tabel 2. Ekspor Provinsi Asal Barang Dirinci Menurut Kode HS6 Digit, 2020—2021

Provinsi Asal	Kode HS 6	Deskripsi HS 6 Digit	Berat Bersih (Kg)		Nilai FOB (US$)	
			2020	2021	2020	2021
(1)	(2)	(3)	(4)	(5)	(6)	(7)
Jawa Barat						
	010511	Poultry; Live, Fowls Of The Species Gallus Domesticus, Weighing Not More T	15		1.500	
	010594	Poultry; Live, Fowls Of The Species Gallus Domesticus, Weighing More Than	96	35	2.450	5.150
	010611	Mammals; Live, Primates		4		1.000
	010614	Mammals; Live, Rabbits And Hares	1.742	468	20.122	10.120
	010619	Mammals; Live, Other Than Primates, Whales, Dolphins, Porpoises (mamma	12	603	218	11.748
	010620	Reptiles; Live (including Snakes And Turtles)	14.466	4.967	1.447.601	1.538.135
	010632	Birds; Live, Psittaciformes	1.156	1.703	561.470	742.134
	010649	Insects; Live, Other Than Bees		26		1.137
	010690	Animals; Live, N.e.c. In Chapter 01, Other Than Mammals, Reptiles, Birds An	897	807	21.329	37.790
	020850	Meat And Edible Meat Offal; Of Reptiles (including Snakes And Turtles), Fres	34.110	12.000	34.110	12.000
	020890	Meat And Edible Meat Offal; N.e.c. In Chapter 2, Fresh, Chilled Or Frozen	284.348	185.080	2.188.022	1.496.021
	021099	Meat And Edible Meat Offal; Salted, In Brine, Dried Or Smoked, And Edible F	498	12.925	3.483	21.810
	030111	Fish; Live, Ornamental, Freshwater	389.904	486.431	9.604.433	12.507.004
	030119	Fish; Live, Ornamental, Other Than Freshwater	9.821	9.745	261.387	270.014
	030192	Fish; Live, Eels (anguilla Spp.)	6.720	5.377	7.064	4.209
	030199	Fish; Live, N.e.c. In Heading 0301		30		2.096
	030229	Fish; Fresh Or Chilled, Flat Fish, N.e.c. In Item No. 0302.2, Excluding Fillets, Fish Meat Of 0304		54		108
	030249	Fish; Fresh Or Chilled, N.e.c. In Item No. 0302.4, Excluding Fillets, Fish Meat Of 0304, And Edit		1.285		4.880
	030272	Fish; Fresh Or Chilled, Catfish (pangasius Spp., Silurus Spp., Clarias Spp., Ictalurus Spp.), Exclu		5.473		6.722
	030282	Fish; Fresh Or Chilled, Rays And Skates (rajidae), Excluding Fillets, Fish Meat Of 0304, And Edil		2.864		5.728
	030289	Fish; Fresh Or Chilled, N.e.c. In Heading 0302, Excluding Fillets, Fish Meat Of	3.082	45.708	8.482	143.932
	030324	Fish; Frozen, Catfish (pangasius Spp., Silurus Spp., Clarias Spp., Ictalurus Spp	113.444	322.765	116.462	349.079
	030326	Fish; Frozen, Eels (anguilla Spp.), Excluding Fillets, Fish Meat Of 0304, And E	203.072	301.568	245.696	337.729
	030331	Fish; Frozen, Halibut (reinhardtius Hippoglossoides, Hippoglossus Hippoglossus, Hippoglossus		10.676		17.082
	030341	Fish; Frozen, Albacore Or Longfinned Tunas (thunnus Alalunga), Excluding Fi	2.132.000	2.330.193	6.774.713	6.827.792
	030342	Fish; Frozen, Yellowfin Tunas (thunnus Albacares), Excluding Fillets, Fish Mea	9.153.560	8.803.550	17.836.370	15.809.050
	030343	Fish; Frozen, Skipjack Or Stripe-bellied Bonito, Excluding Fillets, Fish Meat Of	18.105.000	11.339.520	23.625.594	15.924.979
	030344	Fish; Frozen, Bigeye Tunas (thunnus Obesus), Excluding Fillets, Fish Meat Of	950.440	325.500	1.566.299	460.259
	030349	Fish; Frozen, Tuna, N.e.c. In Item No. 0303.4, Excluding Fillets, Fish Meat Of	1.800.000	550.000	2.447.615	738.475
	030356	Fish; Frozen, Cobia (rachycentron Canadum), Excluding Fillets, Fish Meat Of	2.401	7.736	2.035	12.562
	030359	Fish; Frozen, N.e.c. In Item No. 0303.5, Excluding Fillets, Fish Meat Of 0304,	1.025.680	1.569.730	1.910.683	2.840.099
	030381	Fish; Frozen, Dogfish And Other Sharks, Excluding Fillets, Fish Meat Of 0304,	659.510	554.609	829.605	588.930
	030382	Fish; Frozen, Rays And Skates (rajidae), Excluding Fillets, Fish Meat Of 0304,	19.429	23.000	14.825	17.427
	030389	Fish; Frozen, N.e.c. In Heading 0303, Excluding Fillets, Fish Meat Of 0304, Ar	4.241.580	4.837.571	7.152.517	8.323.206
	030391	Fish; Frozen, Livers, Roes And Milt		140		840
	030439	Fish Fillets; Fresh Or Chilled, Carp (as Specified By The Wco), Eels (anguilla Spp.), And Snakehe		5.760		22.785
	030461	Fish Fillets; Frozen, Tilapias (oreochromis Spp.)		50.490		387.390
	030462	Fish Fillets; Frozen, Catfish (pangasius Spp., Silurus Spp., Clarias Spp., Ictalurus Spp.)		27.346		13.673
	030469	Fish Fillets; Frozen, Carp (cyprinus/carassius/ctenopharyngodon Idellus/hyp	33.735	15.523	195.000	29.238
	030487	Fish Fillets; Frozen, Tunas (of The Genus Thunnus), Skipjack Or Stripe-bellied	11.417.911	25.007.713	53.516.160	112.981.169
	030488	Fish Fillets; Frozen, Dogfish, Other Sharks, Rays And Skates (rajidae)		25		123
	030489	Fish Fillets; Frozen, Of Fish N.e.c. In Heading 0304.8	298.359	160.744	1.991.204	1.201.224
	030496	Fish Meat, Excluding Fillets, Whether Or Not Minced; Frozen, Dogfish And Other Sharks		147.412		142.745
	030499	Fish Meat, Excluding Fillets, Whether Or Not Minced; Frozen, N.e.c. In Item I	32.028		69.896	
	030549	Fish; Smoked, Whether Or Not Cooked Before Or During Smoking, N.e.c. In I	24.715	18.626	353.806	313.100
	030559	Fish; Dried, Whether Or Not Salted But Not Smoked, Other Than Edible Fish	22.603	45.316	288.257	581.257
	030572	Fish; Edible Offal, Fish Heads, Tails And Maws		173		3.460
	030611	Crustaceans; Frozen, Rock Lobsters And Other Sea Crawfish (palinurus Spp.,	4.653	1.467	87.085	4.113
	030614	Crustaceans; Frozen, Crabs, In Shell Or Not, Smoked, Cooked Or Not Before	32.695		552.491	
	030617	Crustaceans; Frozen, Shrimps And Prawns, Excluding Cold-water Varieties, In	858.431	1.204.083	7.418.790	10.224.458
	030631	Crustaceans; Live, Fresh Or Chilled, Rock Lobsters And Other Sea Crawfish (p	1.974	786	47.268	15.753
	030632	Crustaceans; Live, Fresh Or Chilled, Lobsters (homarus Spp.), Whether In She	2.612	3.841	66.161	100.470
	030633	Crustaceans; Live, Fresh Or Chilled, Crabs, Whether In Shell Or Not	2.245	4.963	63.827	173.840
	030635	Crustaceans; Live, Fresh Or Chilled, Cold-water Shrimps And Prawns (pandal	3.072	3.388	100.891	64.484
	030636	Crustaceans; Live, Fresh Or Chilled, Shrimps And Prawns Excluding Cold-wat	33.470	27.363	1.056.195	1.232.156
	030639	Crustaceans; Live, Fresh Or Chilled, N.e.c. In Item No. 0306.3, In Shell Or Not	9.836	11.803	96.327	186.178

https://www.bps.go.id

Tabel 2. Ekspor Provinsi Asal Barang Dirinci Menurut Kode HS6 Digit, 2020—2021

Provinsi Asal	Kode HS 6	Deskripsi HS 6 Digit	Berat Bersih (Kg)		Nilai FOB (US$)	
			2020	2021	2020	2021
(1)	(2)	(3)	(4)	(5)	(6)	(7)
Jawa Barat						
	030693	Crustaceans; Crabs, Smoked, Cooked Or Not, Whether In Shell Or Not, Whet	14.769	25	125.877	186
	030699	Crustaceans; Smoked, Whole, Cooked Or Not, N.e.c. In Item No. 0306.9, In S	12.225	36.264	22.811	69.720
	030711	Molluscs; Oysters, Whether In Shell Or Not, Live, Fresh Or Chilled	4	24	45	157
	030722	Molluscs; Scallops, Whether In Shell Or Not, Including Queen Scallops Of The	66.240	237.080	87.412	426.087
	030731	Molluscs; Mussels (mytilus Spp., Perna Spp.), Whether In Shell Or Not, Live,	9		131	
	030743	Molluscs; Cuttle Fish And Squid, Whether In Shell Or Not, Includes Flours, M	1.988.018	5.696.420	5.619.361	16.865.065
	030749	Molluscs; Cuttle Fish And Squid, Whether In Shell Or Not, Includes Flours, Meals, And Pellets (		395		8.679
	030752	Molluscs; Octopus (octopus Spp.), Frozen	146.737	699.909	423.468	3.135.954
	030760	Molluscs; Snails, Other Than Sea Snails, Whether In Shell Or Not, Live, Fresh,	23.715	25.642	608.972	867.350
	030771	Molluscs; Clams, Cockles And Ark Shells (families Arcidae, Arcticidae, Cardiid	279	162	2.979	1.628
	030781	Molluscs; Abalone (haliotis Spp.), Whether In Shell Or Not, Live, Fresh Or Chi	17	8	391	169
	030791	Molluscs; N.e.c. In Heading 0307, Whether In Shell Or Not, Includes Flours, M	382	910	3.299	12.163
	030792	Molluscs; N.e.c. In Heading 0307, Whether In Shell Or Not, Includes Flours, M	23.019	13.416	40.425	31.688
	030819	Aquatic Invertebrates; Sea Cucumbers (stichopus Japonicus, Holothuroidea)	200	400	5.818	11.636
	030821	Aquatic Invertebrates; Sea Urchins (strongylocentrotus Spp., Paracentrotus	101	44	797	472
	030890	Aquatic Invertebrates; Other Than Crustaceans, Molluscs, Sea Urchins, Sea C	2.101	1.379	31.265	22.074
	040120	Dairy Produce; Milk And Cream, Not Concentrated, Not Containing Added Su	23.061	9.346	29.855	13.942
	040140	Dairy Produce; Milk And Cream, Not Concentrated, Not Containing Added Su	5.021	47	11.580	93
	040150	Dairy Produce; Milk And Cream, Not Concentrated, Not Containing Added Su	565		384	
	040210	Dairy Produce; Milk And Cream, Concentrated Or Containing Added Sugar O	427.277	1.178.283	4.091.815	7.947.802
	040221	Dairy Produce; Milk And Cream, Concentrated, Not Containing Added Sugar	119	100.017	732	426.692
	040229	Dairy Produce; Milk And Cream, Containing Added Sugar Or Other Sweeteni	310.136	240.970	3.120.711	2.197.639
	040299	Dairy Produce; Milk And Cream, Containing Added Sugar Or Other Sweeteni	230	2.215	1.884	9.328
	040390	Dairy Produce; Buttermilk, Curdled Milk Or Cream, Kephir, Fermented Or Ac	7.718.425	9.341.730	7.532.073	9.214.136
	040410	Dairy Produce; Whey, Whether Or Not Concentrated Or Containing Added S	174.750	46.325	493.386	81.125
	040490	Dairy Produce; Natural Milk Constituents (excluding Whey), Whether Or Not	105.492	6.400	46.401	25.606
	040510	Dairy Produce; Derived From Milk, Butter	68	249	82	920
	040590	Dairy Produce; Fats And Oils Derived From Milk (other Than Butter Or Dairy	181		11.608	
	040620	Dairy Produce; Cheese Of All Kinds, Grated Or Powdered	383	7	1.395	6
	040630	Dairy Produce; Cheese, Processed (not Grated Or Powdered)	737.965	592.803	2.392.289	1.911.275
	040690	Dairy Produce; Cheese (not Grated, Powdered Or Processed), N.e.c. In Head	1.190.634	1.542.876	4.123.536	5.529.008
	040711	Birds' Eggs, In Shell; Fresh, Fertilised Eggs For Incubation, Of Fowls Of The Sp	69.279	38.781	1.216.322	685.997
	040790	Birds' Eggs, In Shell; Preserved Or Cooked	122		750	
	040811	Eggs; Birds' Eggs, Yolks, Dried, Whether Or Not Containing Added Sugar Or Other Sweetening		50		549
	040900	Honey; Natural	23.875	31.451	95.542	95.218
	050100	Animal Products; Hair, Human, Unworked, Whether Or Not Washed Or Scou	21.136	3.140	147.761	3.996
	050510	Animal Products; Feathers And Down Used For Stuffing, Not Further Worked	10.001	54.564	19.714	101.678
	050690	Animal Products; Bones And Horn-cores And Powder Or Waste Of Such, Unw	504.000	756.000	254.446	391.646
	050800	Animal Products; Coral And Similar Materials, Shells Of Molluscs, Crustacear	5.217.173	490.169	1.557.327	846.649
	051000	Animal Products; Ambergris, Castoreum, Civet, Musk, Cantharides, Bile (dried Or Not) Glands		32		2.305
	051191	Animal Products; Of Fish Or Crustaceans, Molluscs Or Other Aquatic Invertel	5		348	
	060110	Plants, Live; Bulbs, Tubers, Tuberous Roots, Corms, Crowns And Rhizomes, D	439		28.335	
	060120	Plants, Live; Bulbs, Tubers, Tuberous Roots, Corms, Crowns And Rhizomes, I	2.066.290	1.444.132	2.190.399	1.268.106
	060210	Plants, Live; Unrooted Cuttings And Slips	498.819	244.189	3.533.797	1.935.686
	060220	Plants, Live; Edible Fruit Or Nut Trees, Shrubs And Bushes, Grafted Or Not	50.458	15.500	43.346	18.303
	060290	Plants, Live; N.e.c. In Heading No. 0602	66.634	1.432.261	822.563	4.580.729
	060311	Flowers, Cut; Roses, Flowers And Buds Of A Kind Suitable For Bouquets Or O	5		49	
	060312	Flowers, Cut; Carnations, Flowers And Buds Of A Kind Suitable For Bouquets Or Ornamental P		6		54
	060313	Flowers, Cut; Orchids, Flowers And Buds Of A Kind Suitable For Bouquets Or	17.000	17.658	69.500	119.148
	060314	Flowers, Cut; Chrysanthemums, Flowers And Buds Of A Kind Suitable For Bo	1.289	887	36.418	24.920
	060319	Flowers, Cut; Flowers And Buds Of A Kind Suitable For Bouquets Or Orname	47.729	37.967	110.294	121.746
	060390	Flowers, Cut; Flowers And Flower Buds Of A Kind Suitable For Bouquets Or O	20		330	
	060420	Foliage, Branches And Other Parts Of Plants, Without Flowers Or Flower Buc	28.122	44.842	220.626	336.002
	060490	Foliage, Branches And Other Parts Of Plants, Without Flowers Or Flower Buc	100.745	87.043	470.405	460.158
	070190	Vegetables; Potatoes (other Than Seed), Fresh Or Chilled	120	7.508	187	9.958
	070200	Vegetables; Tomatoes, Fresh Or Chilled	38.304	11.366	6.963	3.779

https://www.bps.go.id

Tabel 2. Ekspor Provinsi Asal Barang Dirinci Menurut Kode HS6 Digit, 2020—2021

Provinsi Asal	Kode HS 6	Deskripsi HS 6 Digit	Berat Bersih (Kg)		Nilai FOB (US$)	
			2020	2021	2020	2021
(1)	(2)	(3)	(4)	(5)	(6)	(7)
Jawa Barat						
	070310	Vegetables, Alliaceous; Onions And Shallots, Fresh Or Chilled	1.183.947	778.904	1.704.535	1.683.527
	070410	Vegetables, Brassica; Cauliflowers And Headed Broccoli, Fresh Or Chilled		6.542		3.042
	070420	Vegetables, Brassica; Brussel Sprouts, Fresh Or Chilled		10		61
	070490	Vegetables, Brassica; Edible, N.e.c. In Heading No. 0704, Fresh Or Chilled	269.006	286.193	58.441	109.743
	070511	Vegetables; Cabbage (head) Lettuce (lactuca Sativa), Fresh Or Chilled	2.257	20	8.450	57
	070519	Vegetables; Lettuce (lactuca Sativa), (other Than Cabbage Lettuce), Fresh Or	879.504	711.968	751.353	668.929
	070521	Vegetables; Witloff Chicory (cichorium Intybus Var. Foliosum), Fresh Or Chill	1.680		9.662	
	070529	Vegetables; Chicory (cichorium Spp.), (other Than Witloof Chicory), Fresh Or Chilled		4.740		28.242
	070610	Vegetables, Root; Carrots And Turnips, Fresh Or Chilled	270	665	101	3.920
	070690	Vegetables, Root; Salad Beetroot, Salsify, Celeric, Radishes And Similar Edibl	13.000	30	3.479	65
	070700	Vegetables; Cucumbers And Gherkins, Fresh Or Chilled	6.910	3.446	15.658	4.243
	070810	Vegetables, Leguminous; Peas (pisum Sativum), Shelled Or Unshelled, Fresh	37	32	279	81
	070820	Vegetables, Leguminous; Beans (vigna Spp., Phaseolus Spp.), Shelled Or Uns	946.545	920.049	1.173.442	1.309.419
	070890	Vegetables, Leguminous; (other Than Peas And Beans), Shelled Or Unshellec	184.255	156.144	758.040	590.467
	070920	Vegetables; Asparagus, Fresh Or Chilled	191	473	2.701	8.240
	070930	Vegetables; Aubergines, (e.g. Plants), Fresh Or Chilled	1.033	684	2.631	1.242
	070951	Vegetables; Mushrooms Of The Genus Agaricus, Fresh Or Chilled	74.561	118.558	368.880	586.355
	070959	Vegetables; Truffles And Mushrooms (other Than Of The Genus Agaricus), Fr	18	324	139	1.655
	070960	Vegetables; Fruits Of The Genus Capsicum Or Of The Genus Pimenta, Fresh (	789	1.110	1.914	3.127
	070970	Vegetables; Spinach, New Zealand Spinach And Orache Spinach (garden Spir	10	375	52	1.029
	070993	Vegetables; Pumpkins, Squash And Gourds (cucurbita Spp.), Fresh Or Chilled	5.240	18.464	8.034	31.232
	070999	Vegetables; Edible, N.e.c. In Chapter 07, Fresh Or Chilled	14.879	29.622	44.162	91.666
	071010	Vegetables; Potatoes, Uncooked Or Cooked By Steaming Or Boiling In Water	354.347	551.118	448.255	743.247
	071021	Vegetables, Leguminous; Peas (pisum Sativum), Shelled Or Unshelled, Uncoc	109	43.375	115	60.329
	071029	Vegetables, Leguminous; (other Than Peas Or Beans), Shelled Or Unshelled,	92	330	166	623
	071030	Vegetables; Spinach, New Zealand Spinach And Orache Spinach (garden Spir	1.368		377	
	071040	Vegetables; Sweetcorn, Uncooked Or Cooked By Steaming Or Boiling In Wat	367	888	1.196	5.227
	071080	Vegetables; Uncooked Or Cooked By Steaming Or Boiling In Water, N.e.c. In	19.203	7.997	18.654	5.756
	071090	Vegetable Mixtures; Uncooked Or Cooked By Steaming Or Boiling In Water,	171	4.100	587	2.177
	071190	Vegetables And Mixed Vegetables; N.e.c. In Heading No. 0711, Provisionally	521	399	3.151	2.087
	071220	Vegetables; Onions, Whole, Cut, Sliced, Broken Or In Powder But Not Furthe	336	1.302	1.599	5.253
	071231	Vegetables; Mushrooms Of The Genus Agaricus, Whole, Cut, Sliced, Broken Or In Powder But		10		38
	071232	Vegetables; Wood Ears (auricularia Spp), Whole, Cut, Sliced, Broken Or In Powder But Not Fur		100		455
	071290	Vegetables; Mixtures Of Vegetables N.e.c. In Heading No. 0712, Whole, Cut,	3.198	3.361	12.764	13.180
	071310	Vegetables, Leguminous; Peas (pisum Sativum), Shelled, Whether Or Not Ski	6.687	3.516	31.204	12.270
	071331	Vegetables, Leguminous; Beans Of The Species Vigna Mungo (l.) Hepper Or \	3.948.692	1.437.900	4.089.857	1.815.975
	071332	Vegetables, Leguminous; Small Red (adzuki) Beans (phaseolus Or Vigna Angularis), Shelled, W		6		27
	071333	Vegetables, Leguminous; Kidney Beans, Including White Pea Beans (phaseol	63.347	300	190.046	181
	071390	Vegetables, Leguminous; N.e.c. In Heading No. 0713, Shelled, Whether Or Not Skinned Or Spl		316		1.090
	071410	Vegetable Roots And Tubers; Manioc (cassava), With High Starch Or Inulin C	29.293	26.881	10.689	16.899
	071420	Vegetable Roots And Tubers; Sweet Potatoes, With High Starch Or Inulin Co	1.151.810	2.193.889	1.785.193	2.629.148
	071440	Vegetable Roots And Tubers; Taro (colocasia Spp.) With High Starch Or Inuli	320	2.506	192	1.504
	071490	Vegetable Roots And Tubers; Arrowroot, Salep, Jerusalem Artichokes And Si	7.055		14.109	
	080111	Nuts, Edible; Coconuts, Desiccated	2.814.409	4.242.354	3.451.476	6.798.767
	080112	Nuts, Edible; Coconuts, In The Inner Shell (endocarp)	279.000	521.500	94.229	177.745
	080119	Nuts, Edible; Coconuts, Fresh Or Dried, Other Than Desiccated Or In The Inn	24.862.077	7.940.784	8.811.208	3.480.732
	080132	Nuts, Edible; Cashew Nuts, Fresh Or Dried, Shelled		6.264		124.602
	080212	Nuts, Edible; Almonds, Fresh Or Dried, Shelled	258.431	521.083	1.714.608	3.349.293
	080280	Nuts, Edible; Areca Nuts, Fresh Or Dried, Whether Or Not Shelled Or Peeled	3.125.855	2.901.968	3.916.677	5.256.214
	080310	Fruit, Edible; Plantains, Fresh Or Dried	2.272	1.591	4.148	1.958
	080390	Fruit, Edible; Bananas, Other Than Plantains, Fresh Or Dried	1.675	3.983	14.412	7.237
	080410	Fruit, Edible; Dates, Fresh Or Dried	39.800		88.475	
	080430	Fruit, Edible; Pineapples, Fresh Or Dried	630	6.984	880	5.888
	080440	Fruit, Edible; Avocados, Fresh Or Dried	160	9.492	252	19.960
	080450	Fruit, Edible; Guavas, Mangoes And Mangosteens, Fresh Or Dried	10.360.782	6.973.185	21.448.680	20.511.821
	080529	Fruit, Edible; Tangelos, Wilkings And Similar Citrus Hybrid, Fresh Or Dried		153		1.221

https://www.bps.go.id

Tabel 2. Ekspor Provinsi Asal Barang Dirinci Menurut Kode HS6 Digit, 2020—2021

Provinsi Asal	Kode HS 6	Deskripsi HS 6 Digit	Berat Bersih (Kg)		Nilai FOB (US$)	
			2020	2021	2020	2021
(1)	(2)	(3)	(4)	(5)	(6)	(7)
Jawa Barat						
	080550	Fruit, Edible; Lemons (citrus Limon, Citrus Limonum), Limes (citrus Aurantifo	860	3.770	783	39.013
	080711	Fruit, Edible; Watermelons, Fresh	55.181	2.436	58.166	4.075
	080719	Fruit, Edible; Melons, Other Than Watermelons, Fresh		1.470		2.305
	080720	Fruit, Edible; Papaws (papayas), Fresh	1.529	351	2.254	739
	080940	Fruit, Edible; Plums And Sloes, Fresh	56	16	152	78
	081020	Fruit, Edible; Raspberries, Blackberries, Mulberries, And Loganberries, Fresh	12.912	32.846	221.471	554.687
	081060	Fruit, Edible; Durians, Fresh	660	410	9.143	4.868
	081090	Fruit, Edible; Fruits N.e.c. In Heading No. 0801 To 0810, Fresh	210.264	121.312	309.206	258.971
	081190	Fruit, Edible; Fruit And Nuts N.e.c. In Heading No. 0811, Uncooked Or Cooke	350.981	581.059	477.703	637.573
	081290	Fruit, Edible; Fruit And Nuts N.e.c. In Heading No. 0812, Provisionally Preserved, But Unsuitab		6		26
	081340	Fruit, Edible; Fruit N.e.c. In Heading No. 0812, Dried	37.049	10.545	56.237	14.448
	081350	Nuts, Edible; Mixtures Of Nuts Or Dried Fruits Of Chapter 08	20	564	20	1.938
	090111	Coffee; Not Roasted Or Decaffeinated	1.229.489	1.755.127	6.993.876	8.983.337
	090112	Coffee; Decaffeinated, Not Roasted		50		3.201
	090121	Coffee; Roasted, Not Decaffeinated	3.694	4.740	50.504	75.708
	090122	Coffee; Roasted, Decaffeinated	22		79	
	090190	Coffee; Husks And Skins, Coffee Substitutes Containing Coffee In Any Proportion		2.125		33.116
	090210	Tea, Green; (not Fermented), In Immediate Packings Of A Content Not Excee	600.393	386.776	1.986.396	2.014.379
	090220	Tea, Green; (not Fermented), In Immediate Packings Of A Content Exceeding	5.848.655	3.904.277	12.663.095	8.017.379
	090230	Tea, Black; (fermented) And Partly Fermented Tea, In Immediate Packings O	5.473.775	5.488.820	25.223.868	24.609.689
	090240	Tea, Black; (fermented) And Partly Fermented Tea, In Immediate Packings O	23.756.008	21.670.315	39.411.134	36.285.679
	090300	Mate	16		423	
	090411	Spices; Pepper (of The Genus Piper), Neither Crushed Nor Ground	297.938	322.760	1.710.883	2.568.871
	090412	Spices; Pepper (of The Genus Piper), Crushed Or Ground	1.340	3.215	10.820	17.297
	090421	Spices; Fruits Of The Genus Capsicum Or Pimenta, Dried, Neither Crushed N	32	14.087	167	49.342
	090422	Spices; Fruits Of The Genus Capsicum Or Pimenta, Crushed Or Ground	1.477.393	1.699.942	7.473.514	6.990.946
	090510	Spices; Vanilla, Neither Crushed Nor Ground	10.972	14.275	2.237.254	847.161
	090520	Spices; Vanilla, Crushed Or Ground	2.792	5.642	153.081	465.128
	090611	Spices; Cinnamon (cinnamomum Zeylanicum Blume), Neither Crushed Nor G	16.321	2.075	123.584	15.249
	090619	Spices; Cinnamon And Cinnamon-tree Flowers, Other Than Cinnamon (cinnamomum Zeylanic		14.224		154.838
	090620	Spices; Cinnamon And Cinnamon-tree Flowers, Crushed Or Ground	1.107.934	1.731.768	4.974.761	9.741.853
	090710	Spices; Cloves (whole Fruit, Cloves And Stems), Neither Crushed Nor Ground	102.775	54.753	272.858	309.718
	090720	Spices; Cloves (whole Fruit, Cloves And Stems), Crushed Or Ground	6.934	8.233	36.655	45.170
	090811	Spices; Nutmeg, Neither Crushed Nor Ground	20.952	73.513	98.164	207.143
	090812	Spices; Nutmeg, Crushed Or Ground	6.654	11.063	95.656	141.607
	090821	Spices; Mace, Neither Crushed Nor Ground	6.000		40.752	
	090822	Spices; Mace, Crushed Or Ground	599	48	18.370	1.176
	090831	Spices; Cardamoms, Neither Crushed Nor Ground	116.100	434.406	1.472.904	3.801.070
	090832	Spices; Cardamoms, Crushed Or Ground	4.521	30	61.032	496
	090921	Spices; Coriander Seeds, Neither Crushed Nor Ground	4.521	2.701	8.228	4.880
	090922	Spices; Coriander Seeds, Crushed Or Ground	570	451	948	1.107
	090931	Spices; Cumin Seeds, Neither Crushed Nor Ground	52		41	
	090932	Spices; Cumin Seeds, Crushed Or Ground	20	65	119	502
	090961	Spices; Seeds Of Anise, Badian, Caraway Or Fennel; Juniper Berries, Neither Crushed Nor Grou		17.977		145.098
	091011	Spices; Ginger, Neither Crushed Nor Ground	117.368	353.621	192.058	363.966
	091012	Spices; Ginger, Crushed Or Ground	9.060	19.099	62.054	163.642
	091030	Spices; Turmeric (curcuma)	67.672	47.659	142.407	116.677
	091091	Spices; Mixtures Of 2 Or More Products Of Different Headings	10.179	22.253	47.289	36.460
	091099	Spices; N.e.c. In Heading No. 0910	13.265	18.492	409.825	129.307
	100610	Cereals; Rice In The Husk (paddy Or Rough)	8.000		60.000	
	100620	Cereals; Husked (brown) Rice		5.254		16.614
	100630	Cereals; Rice, Semi-milled Or Wholly Milled, Whether Or Not Polished Or Gla	20.000	1.903	23.758	4.287
	110100	Wheat Or Meslin Flour	96.881	69.609	126.793	98.240
	110220	Cereal Flour; Of Maize (corn)		608		921
	110290	Cereal Flours; Other Than Wheat, Meslin, And Maize (corn)	8.723	16.926	11.572	23.613
	110429	Cereal Grains; Worked, Other Than Rolled Or Flaked (e.g. Hulled, Pearled, Sli	1.080		7.291	

https://www.bps.go.id

Tabel 2. Ekspor Provinsi Asal Barang Dirinci Menurut Kode HS6 Digit, 2020—2021

Provinsi Asal	Kode HS 6	Deskripsi HS 6 Digit	Berat Bersih (Kg)		Nilai FOB (US$)	
			2020	2021	2020	2021
(1)	(2)	(3)	(4)	(5)	(6)	(7)
Jawa Barat						
	110510	Flour, Meal And Powder; Of Potatoes	26.377	38.022	17.773	23.401
	110520	Flakes, Granules And Pellets; Of Potatoes	24.000		37.709	
	110610	Flour, Meal And Powder; Of The Dried Leguminous Vegetables Of Heading N	195	477	1.097	2.572
	110620	Flour, Meal And Powder; Of Sago Or Of Roots Or Tubers Of Heading No. 071	374.312	391.148	108.412	137.634
	110630	Flour, Meal And Powder; Of The Products Of Chapter 8	1.048.870	1.182.887	4.343.019	5.491.262
	110812	Starch; Maize (corn) Starch	29	9	139	37
	110814	Starch; Manioc (cassava)	7.397	8.000	10.484	13.351
	110819	Starch; N.e.c. In Item No. 1108.11 To 1108.14	386.645	364.666	117.939	114.402
	120190	Soya Beans; Other Than Seed, Whether Or Not Broken		26.500		16.745
	120242	Ground-nuts; Other Than Seed, Not Roasted Or Otherwise Cooked, Shelled,	600	20	360	150
	120300	Copra	97.564	49.500	86.150	42.000
	120510	Oil Seeds; Low Erucic Acid Rape Or Colza Seeds, Whether Or Not Broken		7.740		26.316
	120600	Oil Seeds; Sunflower Seeds, Whether Or Not Broken	26.000		36.920	
	120740	Oil Seeds; Sesamum Seeds, Whether Or Not Broken	95	35	220	69
	120810	Flours And Meals; Of Soya Beans	45.299	6.043	66.768	8.110
	120991	Seeds; Vegetable Seeds, Of A Kind Used For Sowing	22.263	32.265	1.038.261	1.052.571
	120999	Seeds; N.e.c. In Heading 1209, Of A Kind Used For Sowing	4.726	54.416	39.022	94.600
	121120	Ginseng Roots, Of A Kind Used Primarily In Perfumery, In Pharmacy Or For Insecticidal, Fungic		231		19.850
	121190	Plants And Parts (including Seeds And Fruits) N.e.c. In Heading No. 1211, Of	352.323	809.568	2.288.920	4.873.862
	121221	Seaweeds And Other Algae; Fit For Human Consumption, Fresh, Chilled, Frozen Or Dried, Whe		22.000		31.184
	121229	Seaweeds And Other Algae; Not Fit For Human Consumption, Fresh, Chilled, Frozen Or Dried,		43.035		32.815
	121291	Sugar Beet; Fit For Human Consumption, Fresh, Chilled, Frozen Or Dried, Whether Or Not Gro		53		763
	121292	Locust Beans (carob); Fit For Human Consumption, Fresh, Chilled, Frozen Or	50	500	88	1.065
	121299	Vegetable Products; Fit For Human Consumption, N.e.c. In Heading No. 121	1.902	900	9.900	2.750
	121300	Cereal Straw And Husks; Unprepared, Whether Or Not Chopped, Ground, Pr	78.000	131.000	6.974	18.611
	121490	Forage Products Including Swedes, Mangolds, Fodder Roots, Hay, Sainfoin, (	16.500	8.000	11.748	3.000
	130120	Gum Arabic	575	22.125	1.821	22.979
	130190	Natural Gums, Resins, Gum-resins And Oleoresins, N.e.c. In Heading No. 130	314.404	394.825	436.313	663.825
	130212	Vegetable Saps And Extracts; Of Liquorice	460		7.732	
	130213	Vegetable Saps And Extracts; Of Hops	5		70	
	130219	Vegetable Saps And Extracts; N.e.c. In Item No. 1302.1	321	2.833	49.971	152.218
	130231	Mucilages And Thickeners; Agar-agar, Whether Or Not Modified, Derived Fr	10.523	10.192	112.148	111.674
	130232	Mucilages And Thickeners; Whether Or Not Modified, Derived From Locust E	241	50	4.548	115
	130239	Mucilages And Thickeners; Whether Or Not Modified, Derived From Vegetal	1.082.854	1.583.297	7.629.528	11.462.494
	140110	Bamboo Used Primarily For Plaiting	463.002	304.698	192.669	138.918
	140190	Vegetable Materials Of A Kind Used Primarily For Plaiting; N.e.c. In Heading	20.079	39.694	74.075	177.266
	140490	Vegetable Products; N.e.c. In Chapter 14	2.430.463	3.931.890	759.231	993.896
	150190	Poultry Fat; Other Than That Of Heading 0209 Or 1503	19.783	43.584	68.208	166.055
	150410	Oils Of Fish; Fish-liver Oils And Their Fractions, Whether Or Not Refined, But Not Chemically M		32.000		39.496
	150420	Fats And Oils And Their Fractions; Of Fish, (excluding Liver-oils)	369.743	507.713	527.605	737.669
	150500	Wool Grease And Fatty Substances Derived Therefrom (including Lanolin)		100		6.891
	150600	Animal Fats And Oils And Their Fractions; Whether Or Not Refined, But Not (	475	25	3.925	219
	150790	Vegetable Oils; Soya-bean Oil And Its Fractions, Other Than Crude, Whether	1		1	
	150810	Vegetable Oils; Ground-nut Oil And Its Fractions, Crude, Not Chemically Mod	2		100	
	150890	Vegetable Oils; Ground-nut Oil And Its Fractions, Other Than Crude, Whether Or Not Refined,		75		1.030
	151110	Vegetable Oils; Palm Oil And Its Fractions, Crude, Not Chemically Modified	2.400.000		1.773.600	
	151190	Vegetable Oils; Palm Oil And Its Fractions, Other Than Crude, Whether Or N	79.154.895	95.602.027	58.090.844	107.586.119
	151219	Vegetable Oils; Sunflower Seed Or Safflower Oil And Their Fractions, Other T	109		547	
	151311	Vegetable Oils; Coconut (copra) Oil And Its Fractions, Crude, Not Chemically	1.060	9.000	6.848	35.010
	151319	Vegetable Oils; Coconut (copra) Oil And Its Fractions, Other Than Crude, Wh	681.016	744.842	751.458	1.148.329
	151321	Vegetable Oils; Palm Kernel Or Babassu Oil And Their Fractions, Crude, Not (	306.282	1	228.157	1
	151329	Vegetable Oils; Palm Kernel Or Babassu Oil And Their Fractions, Other Than	5.408.396	3.202.000	5.581.858	5.939.778
	151519	Vegetable Oils; Linseed Oil And Its Fractions, Other Than Crude, Whether Or Not Refined, But		413.400		1.178
	151529	Vegetable Oils; Maize (corn) Oil And Its Fractions, Other Than Crude, Wheth	784		10.750	
	151530	Vegetable Oils; Castor Oil And Its Fractions, Whether Or Not Refined, But No	15.210		30.420	
	151550	Vegetable Oils; Sesame Oil And Its Fractions, Whether Or Not Refined, But N	1.038	2.303	9.000	36.997

https://www.bps.go.id

Tabel 2. Ekspor Provinsi Asal Barang Dirinci Menurut Kode HS6 Digit, 2020—2021

Provinsi Asal	Kode HS 6	Deskripsi HS 6 Digit	Berat Bersih (Kg)		Nilai FOB (US$)	
			2020	2021	2020	2021
(1)	(2)	(3)	(4)	(5)	(6)	(7)
Jawa Barat						
	151590	Vegetable Fats And Oils And Their Fractions; Fixed, N.e.c. In Heading No. 15:	13.950	254.872	433.467	7.431.539
	151620	Vegetable Fats And Oils And Their Fractions; Partly Or Wholly Hydrogenated	49.402.079	60.909.840	49.457.235	76.059.859
	151710	Margarine; Excluding Liquid Margarine	21.701.312	15.151.909	14.785.996	14.265.754
	151790	Edible Mixtures Or Preparations Of Animal Or Vegetable Fats Or Oils Or Of F	69.596.974	141.253.790	51.858.746	148.567.973
	151800	Animal Or Vegetable Fats And Oils And Their Fractions; Oxidised, Boiled Or C	26.049.596	35.677.069	16.457.790	32.937.612
	152000	Glycerol, Crude; Glycerol Waters And Glycerol Lyes	27.563.010	17.435.720	7.001.771	11.948.778
	152110	Vegetable Waxes (other Than Triglycerides); Whether Or Not Refined Or Col	35.000	17.500	36.610	24.343
	152190	Waxes, Other Than Vegetable, N.e.c. In Heading No. 1521; Whether Or Not	68		6.776	
	152200	Degras; Residues Resulting From The Treatment Of Fatty Substances Or Anir	2.020.730	3.073.795	930.594	2.500.224
	160100	Meat Preparations; Sausages And Similar Products, Of Meat, Meat Offal Or E	5	3.040	10	11.767
	160231	Meat Preparations; Of Turkeys, Prepared Or Preserved Meat Or Meat Offal (	10.889	11.902	33.199	36.979
	160232	Meat Preparations; Of The Poultry Of Heading No. 0105, (i.e. Of Fowls Of Th	6.042	27.951	10.773	60.606
	160239	Meat Preparations; Of Poultry (excluding Turkeys), Prepared Or Preserved M	52		41	
	160250	Meat Preparations; Of Bovine Animals, Meat Or Meat Offal, Prepared Or Pre	60	2.081	570	14.089
	160290	Meat Preparations; Of Meat, Meat Offal Or The Blood Of Any Animal, N.e.c.	1.171	500	11.233	4.978
	160300	Extracts And Juices; Of Meat, Fish Or Crustaceans, Molluscs Or Other Aquati	20.660	33.920	120.839	201.112
	160413	Fish Preparations; Sardines, Sardinella And Brisling Or Sprats, Prepared Or Preserved, Whole (		5		12
	160414	Fish Preparations; Tunas, Skipjack And Atlantic Bonito (sarda Spp.), Preparec	9.590.002	48	37.715.478	40
	160417	Fish Preparations; Eels, Prepared Or Preserved, Whole Or In Pieces (but Not	3.330	4.550	46.620	101.079
	160419	Fish Preparations; Fish Prepared Or Preserved, Whole Or In Pieces (but Not	75.808	65.768	563.056	485.978
	160420	Fish Preparations; Fish Minced Or In Forms N.e.c. In Heading No. 1604, Prep	1.353.383	995.624	5.801.737	4.258.704
	160510	Crustacean Preparations; Crab, Prepared Or Preserved	732.453	961.083	14.265.462	34.841.705
	160521	Crustacean Preparations; Shrimps And Prawns, Prepared Or Preserved, Not In Airtight Contai		1.408		14.475
	160529	Crustacean Preparations; Shrimps And Prawns, Prepared Or Preserved, In Ai	740.111	1.481.799	6.403.734	12.706.553
	160554	Mollusc Preparations; Cuttle Fish And Squid, Prepared Or Preserved	23.000		63.250	
	160558	Mollusc Preparations; Snails, Other Than Sea Snails, Prepared Or Preserved	132.217	132.240	462.101	528.164
	170114	Sugars; Cane Sugar, Raw, In Solid Form, Other Than As Specified In Subhead	7.124	48.744	8.349	110.319
	170191	Sugars; Sucrose, Chemically Pure, In Solid Form, Containing Added Flavourin	101	4	1.193	319
	170199	Sugars; Sucrose, Chemically Pure, In Solid Form, Not Containing Added Flavc	201.512	59.606.237	363.929	32.265.235
	170211	Sugars; Lactose And Lactose Syrup, Containing By Weight 99% Or More Lactose, Expressed As		5.000		6.600
	170219	Sugars; Lactose And Lactose Syrup, Containing By Weight Less Than 99% Lac	100	10.003	40	15.816
	170230	Sugars; Glucose And Glucose Syrup, Not Containing Fructose Or Containing I	2.651	4.228	5.826	12.179
	170250	Sugars; Fructose, Chemically Pure, In Solid Form		100		250
	170260	Sugars; Fructose, Other Than Chemically Pure Fructose, And Fructose Syrup (containing In The		3.370		6.052
	170290	Sugars; N.e.c. In Heading No. 1702, Including Invert Sugar And Other Sugar A	2.530.098	2.962.279	4.933.190	6.193.894
	170390	Sugars; Molasses, From Sugar Beet, Resulting From The Extraction Or Refinir	466.298	457.956	1.965.670	2.128.053
	170410	Sugar Confectionery; Chewing Gum, Whether Or Not Sugar-coated, Not Con	76.637	220.525	386.624	1.500.893
	170490	Sugar Confectionery; (excluding Chewing Gum, Including White Chocolate),	16.175.689	18.853.092	50.231.537	60.005.770
	180100	Cocoa Beans; Whole Or Broken, Raw Or Roasted	1.069.792	845.970	2.258.621	2.266.395
	180310	Cocoa; Paste, Not Defatted	1.313.260	1.489.470	5.304.648	5.983.552
	180320	Cocoa; Paste, Wholly Or Partly Defatted	2.401.655	816.905	4.967.623	2.212.920
	180400	Cocoa; Butter, Fat And Oil	24.354.475	22.067.975	136.581.754	106.866.931
	180500	Cocoa; Powder, Not Containing Added Sugar Or Other Sweetening Matter	21.329.942	24.637.343	40.347.130	59.885.824
	180610	Cocoa; Powder, Containing Added Sugar Or Other Sweetening Matter	2.700.252	7.467.821	1.613.373	4.619.008
	180620	Chocolate & Other Food Preparations Containing Cocoa; In Blocks, Slabs Or	2.608.201	3.600.273	6.351.290	8.886.724
	180631	Chocolate And Other Food Preparations Containing Cocoa; In Blocks, Slabs C	236.747	266.083	1.678.426	1.914.182
	180632	Chocolate And Other Food Preparations Containing Cocoa; In Blocks, Slabs C	60.743	65.569	266.273	343.811
	180690	Chocolate And Other Food Preparations Containing Cocoa; N.e.c. In Chapter	1.027.979	1.138.642	5.161.461	5.434.374
	190110	Food Preparations; Of Flour, Meal, Starch, Malt Extract Or Milk Products, Su	596.230	469.536	2.191.169	1.706.590
	190120	Food Preparations; Mixes And Doughs For The Preparation Of Bread, Pastry,	176.734	863.489	163.526	943.842
	190190	Food Preparations; Of Flour, Meal, Starch, Malt Extract Or Milk Products, Fo	1.254.452	1.646.774	6.944.809	10.025.369
	190211	Food Preparations; Pasta, Containing Eggs, Uncooked, Not Stuffed Or Otherwise Prepared		1.220		1.881
	190219	Food Preparations; Pasta, Uncooked (excluding That Containing Eggs), Not S	5.336.456	4.307.265	8.601.750	6.940.012
	190220	Food Preparations; Pasta, Stuffed (with Meat Or Other Substances), Whethe	929	15.264	7.714	88.092
	190230	Food Preparations; Pasta (excluding Stuffed), Cooked Or Otherwise Prepare	79.241.962	75.978.576	146.813.845	130.613.579
	190300	Food Preparations; Tapioca And Substitutes Thereof, Prepared From Starch	349.951	268.094	732.190	792.665

https://www.bps.go.id

Tabel 2. Ekspor Provinsi Asal Barang Dirinci Menurut Kode HS6 Digit, 2020—2021

Provinsi Asal	Kode HS 6	Deskripsi HS 6 Digit	Berat Bersih (Kg)		Nilai FOB (US$)	
			2020	2021	2020	2021
(1)	(2)	(3)	(4)	(5)	(6)	(7)
Jawa Barat						
	190410	Food Preparations; Obtained By The Swelling Or Roasting Of Cereals Or Cere	671.205	768.950	3.015.251	3.213.953
	190420	Food Preparations; Obtained From Unroasted Cereal Flakes Or From Mixtur	80.425	76.656	395.014	422.927
	190490	Food Preparations; Cereal Or Cereal Products (excluding Maize), In Grain Fo	1.836.349	2.400.131	7.755.963	10.372.218
	190510	Food Preparations; Crispbread, Whether Or Not Containing Cocoa	54.573	100.734	223.784	177.269
	190531	Food Preparations; Sweet Biscuits, Whether Or Not Containing Cocoa	48.255.082	47.774.075	88.082.227	94.564.486
	190532	Food Preparations; Waffles And Wafers, Whether Or Not Containing Cocoa	100.639.472	122.319.643	231.414.234	275.774.889
	190540	Food Preparations; Rusks, Toasted Bread And Similar Toasted Products, Wh	326.280	253.554	990.151	1.021.318
	190590	Food Preparations; Bakers' Wares N.e.c. In Heading No. 1605, Whether Or N	19.401.435	17.353.160	38.762.235	39.086.148
	200190	Vegetable Preparations; Vegetables, Fruit, Nuts And Other Edible Parts Of Plants, Prepared O		150		1.049
	200290	Vegetable Preparations; Tomatoes, (other Than Whole Or In Pieces), Prepared Or Preserved C		200		1.744
	200310	Vegetable Preparations; Mushrooms Of The Genus Agaricus, Prepared Or Pr	100	25	932	251
	200410	Vegetable Preparations; Potatoes, Prepared Or Preserved Otherwise Than B	2		17	
	200490	Vegetable Preparations; Vegetables And Mixtures Of Vegetables (excluding	439.650	349.743	1.116.185	1.164.083
	200520	Vegetable Preparations; Potatoes, Prepared Or Preserved Otherwise Than B	253.652	256.863	875.023	1.269.620
	200540	Vegetable Preparations; Peas (pisum Sativum), Prepared Or Preserved Othe	162	324	1.190	2.257
	200559	Vegetable Preparations; Beans, (not Shelled), Prepared Or Preserved Otherv	252	120	1.079	325
	200580	Vegetable Preparations; Sweetcorn (zea Mays Var. Saccharata), Prepared Or Preserved Other		20		342
	200591	Vegetable Preparations; Bamboo Shoots, Prepared Or Preserved Otherwise	240	240	80	80
	200599	Vegetable Preparations; Vegetables And Mixtures Of Vegetables N.e.c. In He	31.104	44.521	204.950	274.815
	200600	Vegetables, Fruit, Nuts, Fruit-peel And Other Parts Of Plants, Preserved By S	52	616	41	1.355
	200710	Jams, Fruit Jellies, Marmalades, Fruit Or Nut Puree And Fruit Or Nut Pastes;	7.750	10.425	12.811	23.119
	200791	Jams, Jellies, Marmalades, Purees And Pastes; Of Citrus Fruit, Being Cooked	126	107	886	203
	200799	Jams, Fruit Jellies, Marmalades, Purees And Pastes; Of Fruit Or Nuts N.e.c. In	758.932	892.458	916.248	1.101.067
	200811	Nuts; Ground-nuts, Whether Or Not Containing Added Sugar, Other Sweete	218.328	291.758	688.630	950.182
	200819	Nuts And Other Seeds; Whether Or Not Containing Added Sugar, Other Swe	67.255	11.991	121.806	48.203
	200820	Fruit; Pineapples, Prepared Or Preserved In Ways N.e.c. In Heading No. 2007	466.264	620.461	997.910	1.388.855
	200830	Fruit; Citrus, Prepared Or Preserved In Ways N.e.c. In Heading No. 2007, Wh	1.530	1.786	3.384	3.950
	200860	Fruit; Cherries, Prepared Or Preserved In Ways N.e.c. In Heading No. 2007, Whether Or Not C		1		2
	200880	Fruit; Strawberries, Prepared Or Preserved In Ways N.e.c. In Heading No. 2007, Whether Or N		1		2
	200897	Fruit, Nuts And Other Edible Parts Of Plants; Mixtures (other Than Those Of	650	1.450	6.753	8.623
	200899	Fruit, Nuts And Other Edible Parts Of Plants; Prepared Or Preserved, Wheth	4.935.849	5.531.730	8.094.198	9.576.659
	200912	Juice; Orange, Not Frozen, Of A Brix Value Not Exceeding 20, Unfermented,	2.805		6.205	
	200919	Juice; Orange, Not Frozen, Of A Brix Value Exceeding 20, Unfermented, Not	3.174	29.124	2.587	30.153
	200949	Juice; Pineapple, Of A Brix Value Exceeding 20, Unfermented, Not Containin	30	8	11	9
	200969	Juice; Grape, Of A Brix Value Exceeding 30, Unfermented, Not Containing Added Spirit, Wheth		4.368		9.133
	200979	Juice; Apple, Of A Brix Value Exceeding 20, Unfermented, Not Containing Ad	5.950	1.275	3.874	2.370
	200989	Juice; Of Any Single Fruit Or Vegetable N.e.c. In Heading No. 2009, Unferme	476.970	1.248.009	524.049	1.900.019
	200990	Juices; Mixtures Of Fruits Or Vegetables, Unfermented, Not Containing Adde	122.754	879.374	89.777	91.797
	210111	Extracts, Essences And Concentrates; Of Coffee, And Preparations With A Ba	116.864	201.139	929.969	986.418
	210112	Preparations With A Basis Of Extracts, Essences Or Concentrates Or With A E	14.016	18.561	250.138	77.865
	210120	Extracts, Essences And Concentrates; Of Tea Or Mate, And Preparations Wit	165.005	410.195	840.712	2.554.132
	210130	Chicory, Roasted And Other Roasted Coffee Substitutes; Extracts, Essences A	33	210	153	16.027
	210210	Yeasts; Active	2.577	4.742	18.378	6.089
	210220	Yeasts; Inactive, Other Single-cell Micro-organisms, Dead	262.815	16.499	216.702	103.358
	210230	Baking Powders; Prepared	182	1.333	1.874	5.734
	210310	Sauces; Soya	2.130.163	2.282.375	3.947.657	3.752.355
	210320	Sauces; Tomato Ketchup And Other Tomato Sauces	40.390	21.468	42.043	40.611
	210330	Mustard Flour And Meal And Prepared Mustard	200	4	3.394	13
	210390	Sauces And Preparations Therefor; Mixed Condiments And Mixed Seasoning	39.710.317	48.585.194	164.899.976	160.771.550
	210410	Soups And Broths And Preparations Therefor	256.088	262.672	1.079.217	1.066.386
	210420	Homogenised Composite Food Preparations	2	618	119	2.652
	210500	Ice Cream And Other Edible Ice; Whether Or Not Containing Cocoa	6.219.832	6.624.504	17.628.215	20.204.521
	210610	Protein; Concentrates And Textured Protein Substances	1.545	4.236	10.771	22.037
	210690	Food Preparations; N.e.c. In Item No. 2106.10	8.175.569	13.707.764	65.886.892	88.636.100
	220110	Waters; Mineral And Aerated, Including Natural Or Artificial, (not Containing	12.648.943	45.478.463	1.767.374	5.291.453
	220190	Waters; Other Than Mineral And Aerated, (not Containing Added Sugar Or C	100.025	48.007	60.865	26.934

https://www.bps.go.id

Tabel 2. Ekspor Provinsi Asal Barang Dirinci Menurut Kode HS6 Digit, 2020—2021

Provinsi Asal	Kode HS 6	Deskripsi HS 6 Digit	Berat Bersih (Kg)		Nilai FOB (US$)	
			2020	2021	2020	2021
(1)	(2)	(3)	(4)	(5)	(6)	(7)
Jawa Barat						
	220210	Waters; Including Mineral And Aerated, Containing Added Sugar Or Other S	10.034.546	13.481.438	7.706.158	10.126.112
	220299	Non-alcoholic Beverages; Other Than Non-alcoholic Beer, N.e.c. In Item No.	16.603.492	22.506.430	10.325.907	13.244.421
	220300	Beer; Made From Malt	7.740.651	6.634.607	5.515.373	4.841.600
	220429	Wine; Still, In Containers Holding More Than 10 Litres	78		379	
	220600	Beverages, Fermented; (e.g. Cider, Perry, Mead, Sake)	3.200	8	8.032	100
	220720	Ethyl Alcohol And Other Spirits; Denatured, Of Any Strength	772.393	142.089	1.114.244	235.054
	220820	Spirits Obtained By Distilling Grape Wine Or Grape Marc	161.920	161.920	481.454	488.667
	220900	Vinegar And Substitutes For Vinegar; Obtained From Acetic Acid	1.488	1.516	2.402	2.161
	230110	Flours, Meals And Pellets; Of Meat Or Meat Offal, Greaves	0		1	
	230120	Flours, Meals And Pellets; Of Fish Or Of Crustaceans, Molluscs Or Other Aqu	708.200	202.124	594.631	127.662
	230310	Residues Of Starch Manufacture And Similar Residues; Whether Or Not In Th	165	1.080	455	2.504
	230400	Oil-cake And Other Solid Residues; Whether Or Not Ground Or In The Form	15	90.000	30	91.339
	230500	Oil-cake And Other Solid Residues; Whether Or Not Ground Or In The Form Of Pellets, Resulti		100		403
	230650	Oil-cake And Other Solid Residues; Whether Or Not Ground Or In The Form Of Pellets, Resulti		46.000		63.715
	230660	Oil-cake And Other Solid Residues; Whether Or Not Ground Or In The Form	641.330	1.879.614	63.966	337.482
	230690	Oil-cake And Other Solid Residues; Whether Or Not Ground Or In The Form Of Pellets, Resulti		83.110		53.772
	230800	Vegetable Materials And Vegetable Waste, Vegetable Residues And By-prod	47.000	1	12.079	35
	230910	Dog Or Cat Food; Put Up For Retail Sale, Used In Animal Feeding		3.746		15.947
	230990	Dog Or Cat Food; (not Put Up For Retail Sale), Used In Animal Feeding	20.409.845	22.141.521	12.338.978	18.355.031
	240110	Tobacco, (not Stemmed Or Stripped)	79.920		436.205	
	240120	Tobacco; Partly Or Wholly Stemmed Or Stripped	7.490	6.952	119.440	99.708
	240130	Tobacco Refuse		17.250		637
	240220	Cigarettes; Containing Tobacco	10.719.655	11.054.770	114.690.644	115.508.531
	240290	Cigars, Cigarillos And Cheroots; Containing Tobacco Substitutes Including Th	24		830	
	240311	Tobacco; Smoking, Water Pipe Tobacco As Specified In Subheading Note 1 T	152	903	6.000	18.011
	240319	Tobacco; Smoking, Other Than Water Pipe Tobacco, Whether Or Not Contai	661.360	240.170	3.876.473	1.395.285
	240399	Tobacco; Other Than Homogenised Or Reconstituted Or Smoking	23	25	783	1.029
	250100	Salt (including Table Salt And Denatured Salt); Pure Sodium Chloride Wheth	19.256	25.557	18.813	16.577
	250300	Sulphur Of All Kinds; Other Than Sublimed, Precipitated And Colloidal Sulph	12.992	24.000	4.458	10.800
	250410	Graphite; Natural, In Powder Or In Flakes	960		3.235	
	250620	Quartzite; Whether Or Not Roughly Trimmed Or Merely Cut, By Sawing Or C	72.000		36.000	
	250900	Chalk	39.360		9.000	
	251310	Pumice Stone, Whether Or Not Heat Treated	159.277	317.196	86.892	150.069
	251512	Marble And Travertine; Merely Cut, By Sawing Or Otherwise, Into Blocks Or	4.551.525	7.380.025	699.299	1.245.653
	251620	Sandstone;. Whether Or Not Roughly Trimmed, Cut, By Sawing Etc, Into Bloc	24.000	260.000	14.140	37.700
	251690	Monumental Or Building Stone; N.e.c. In Heading No. 2516, Whether Or Not	4.167		3.625	
	251710	Pebbles, Gravel, Broken Or Crushed Stone; Of A Kind Commonly Used For Concrete Aggregate		105		4
	251720	Macadam Of Slag, Dross Or Similar Industrial Waste; Whether Or Not Incorporating The Mate		1.959		85.498
	251749	Stones; Of Heading No. 2515 Or 2516 (excluding Marble), In Granules, Chippings And Powder		26.000		6.500
	251810	Dolomite, Not Calcined Or Sintered; Including Dolomite Roughly Trimmed, C	33.020	47.501	9.425	14.596
	251990	Magnesia, Fused Or Dead-burned (sintered); Whether Or Not Containing Sm	860	5	1.062	1
	252010	Gypsum; Anhydrite		35		233
	252020	Plasters; (consisting Of Calcined Gypsum Or Calcium Sulphate), Whether Or	1.067.204	726.401	104.667	58.243
	252310	Cement Clinkers (whether Or Not Coloured)	23.900.000	15.188.205	2.113.784	1.360.583
	252321	Cement; Portland, White, Whether Or Not Artificially Coloured	31.210.000	26.258.255	3.465.189	2.947.290
	252329	Cement; Portland, Other Than White, Whether Or Not Artificially Coloured	66.444	184.884	14.234	27.317
	252390	Cement; Hydraulic Kinds N.e.c. In Heading No. 2523	2.700.000		318.951	
	252520	Mica; Powder		1.816		4.849
	252620	Steatite; Natural, Crushed, Powdered, Whether Or Not Roughly Trimmed Or	81.525	4.494	87.038	7.004
	252910	Feldspar	500		10.480	
	252930	Leucite; Nepheline And Nepheline Syenite		100		37
	253090	Mineral Substances; N.e.c. In Chapter 25	128.960	215.100	45.680	79.483
	260700	Lead Ores And Concentrates		2.939.982		3.547.684
	260800	Zinc Ores And Concentrates		4.396.567		4.819.778
	261510	Zirconium Ores And Concentrates		250		675
	262011	Slag, Ash And Residues; (not From The Manufacture Of Iron Or Steel), Conta	37.780	586.059	67.745	1.481.317

https://www.bps.go.id

Tabel 2. Ekspor Provinsi Asal Barang Dirinci Menurut Kode HS6 Digit, 2020—2021

Provinsi Asal	Kode HS 6	Deskripsi HS 6 Digit	Berat Bersih (Kg)		Nilai FOB (US$)	
			2020	2021	2020	2021
(1)	(2)	(3)	(4)	(5)	(6)	(7)
Jawa Barat						
	262019	Slag, Ash And Residues; (not From The Manufacture Of Iron Or Steel), Conta	1.239.580	2.578.346	136.445	387.681
	262030	Slag, Ash And Residues; (not From The Manufacture Of Iron Or Steel), Containing Mainly Copp		48.600		94.908
	262040	Slag, Ash And Residues; (not From The Manufacture Of Iron Or Steel), Conta	200.000		21.377	
	262190	Slag And Ash N.e.c. In Chapter 26; Including Seaweed Ash (kelp) But Excludir	10.831		31.337	
	270900	Oils; Petroleum Oils And Oils Obtained From Bituminous Minerals, Crude	125	88	650	37
	271012	Petroleum Oils And Oils From Bituminous Minerals, Not Containing Biodiesel, Not Crude, Not		3.364		7.466
	271019	Petroleum Oils And Oils From Bituminous Minerals, Not Containing Biodiese	64.504.035	11.787.485	34.716.526	26.411.110
	271020	Petroleum Oils And Oils From Bituminous Minerals, Containing Biodiesel, Nc	508		417	
	271210	Petroleum Jelly		500		1.475
	271220	Paraffin Wax; Containing By Weight Less Than 0.75% Of Oil, Obtained By Syr	2.000	4.110	2.968	6.851
	271290	Paraffin Wax; Containing By Weight 0.75% Or More Of Oil, Obtained By Synt	15.000	2.501	18.000	6.101
	271320	Petroleum Bitumen; Obtained From Bituminous Minerals	1	21	0	7
	271390	Residues; Of Petroleum Oils Or Of Oils Obtained From Bituminous Minerals	581.941.097	458.474.427	168.360.723	186.407.848
	271490	Bitumen And Asphalt, Natural; Asphaltites And Asphaltic Rock	100		0	
	271500	Bituminous Mixtures Based On Natural Asphalt, On Natural Bitumen, On Pet	42.050	21	20.815	10
	280300	Carbon; Carbon Blacks And Other Forms Of Carbon N.e.c.	37.274	428	74.242	2.193
	280410	Hydrogen		325		22.750
	280421	Gases, Rare; Argon	95.970	42.320	44.842	16.270
	280429	Gases, Rare; Other Than Argon	752	334	29.200	3.673
	280430	Nitrogen	3	23	2.697	1.494
	280461	Silicon; Containing By Weight Not Less Than 99.99% Of Silicon	82	82	1.280	1.400
	280469	Silicon; Containing By Weight Less Than 99.99% Of Silicon	142.025		224.111	
	280540	Mercury	89.171	46.997	520	406
	280800	Nitric Acid; Sulphonitric Acids	13		111	
	280920	Phosphoric Acid And Polyphosphoric Acids		300		5.085
	281000	Oxides Of Boron; Boric Acids	1.100	2.004	2.527	4.823
	281111	Hydrogen Fluoride (hydrofluoric Acid)	1.600	2.750	672	1.073
	281119	Inorganic Acids; Other Than Hydrogen Fluoride		34.367		42.399
	281121	Carbon Dioxide	7.522	15	9.091	10
	281122	Silicon Dioxide	198.687	474.323	50.720	253.901
	281310	Carbon Disulphide	3.678.990	2.708.630	1.527.288	1.151.168
	281410	Ammonia; Anhydrous		38.840		20.438
	281420	Ammonia; In Aqueous Solution		18.900		4.600
	281511	Sodium Hydroxide (caustic Soda); Solid		3.501		16.250
	281512	Sodium Hydroxide (caustic Soda); In Aqueous Solution (soda Lye Or Liquid Sc	42.463	57.943	51.550	45.493
	281520	Potassium Hydroxide (caustic Potash)	909		1.224	
	281610	Hydroxide And Peroxide Of Magnesium	1		8	
	281700	Zinc; Oxide And Peroxide	7.769.190	7.074.850	18.231.801	20.467.965
	281810	Aluminium Oxide; Artificial Corundum	1.903	2.000	4.263	6.629
	281910	Chromium Trioxide	0		1	
	282010	Manganese Dioxide	12		26	
	282110	Iron Oxides And Hydroxides	17.240	1.025.616	5.434	112.763
	282120	Earth Colours; Containing 70% Or More By Weight Of Combined Iron Evaluated As Fe2o3		10.000		5.100
	282200	Cobalt Oxides And Hydroxides; Commercial Cobalt Oxides	25		633	
	282510	Hydrazine And Hydroxylamine And Their Inorganic Salts		20.000		63.634
	282520	Lithium Oxide And Hydroxide		3		30
	282540	Nickel Oxides And Hydroxides	1.850		21.645	
	282550	Copper Oxides And Hydroxides	97.467	91.000	110.059	230.888
	282560	Germanium Oxides And Zirconium Dioxide	2		133	
	282590	Inorganic Bases, Metal Oxides, Hydroxides And Peroxides; N.e.c. In Heading	25		1.025	
	282710	Chlorides; Of Ammonium	21.686	14.055	54.604	35.015
	282720	Chlorides; Of Calcium	839.654	961.165	2.178.857	2.653.534
	282751	Bromides; Of Sodium Or Of Potassium	42.620	2.880	78.643	6.494
	282759	Bromides And Bromide Oxides; Other Than Item No. 2827.51	25	24.396	21.115	14.882
	282810	Hypochlorites; Commercial Calcium Hypochlorite And Other Calcium Hypoch	1.620	4	4.795	5
	282990	Perchlorates; Bromates And Perbromates; Iodates And Periodates	200		5.466	

https://www.bps.go.id

Tabel 2. Ekspor Provinsi Asal Barang Dirinci Menurut Kode HS6 Digit, 2020—2021

Provinsi Asal	Kode HS 6	Deskripsi HS 6 Digit	Berat Bersih (Kg)		Nilai FOB (US$)	
			2020	2021	2020	2021
(1)	(2)	(3)	(4)	(5)	(6)	(7)
Jawa Barat						
	283110	Dithionites And Sulphoxylates; Of Sodium	3.920		15.443	
	283190	Dithionites And Sulphoxylates; Other Than Sodium		200		1.295
	283210	Sulphites; Of Sodium	15.552	37.100	6.922	15.222
	283311	Sodium Sulphates; Disodium Sulphate	31.539.540	27.426.950	3.118.865	3.029.006
	283319	Sodium Sulphates; Other Than Disodium Sulphate	1.450.010	24.706.250	128.099	2.052.208
	283322	Sulphates; Of Aluminium	918	1	271	1
	283510	Phosphinates (hypophosphites) And Phosphonates (phosphites), Whether C	3.836	5.300	32.452	17.240
	283522	Phosphates; Of Mono- Or Disodium, Whether Or Not Chemically Defined	4.000	3.125	8.293	7.672
	283524	Phosphates; Of Potassium, Whether Or Not Chemically Defined	3.575	8.225	16.093	39.697
	283526	Phosphates; Of Calcium N.e.c. In Item No. 2835.25, Whether Or Not Chemic	150	525	281	1.011
	283529	Phosphates; (other Than Of Mono- Or Disodium, Other Than Of Potassium C	100		221	
	283531	Polyphosphates; Sodium Triphosphate (sodium Tripolyphosphate), Whether	5.570	3.785	7.728	4.511
	283539	Polyphosphates; Other Than Sodium Triphosphate (sodium Tripolyphosphat	3.500	25	4.200	71
	283620	Carbonates; Disodium Carbonate	68.160	51.878	32.622	163.612
	283630	Carbonates; Sodium Hydrogen Carbonate (sodium Bicarbonate)		7.128		3.005
	283640	Carbonates; Potassium Carbonate		4.925		14.243
	283650	Carbonates; Calcium Carbonate	22		85	
	283660	Carbonates; Barium Carbonate	6.723	300	45.044	97
	283699	Carbonates; N.e.c. In Heading No. 2836 And Other Than Lithium Or Strontiu	99.100	110.250	235.470	262.791
	283911	Silicates; Sodium Metasilicates	42.000		54.128	
	283919	Silicates; Of Sodium (excluding Sodium Metasilicates)	14.867.460	19.166.881	4.058.159	6.045.458
	283990	Silicates; Commercial Alkali Metal Silicates, Other Than Of Sodium	387.020	341.790	216.581	193.537
	284019	Borates; Disodium Tetraborate (refined Borax), Other Than Anhydrous	400	0	496	5
	284170	Salts; Molybdates	491		7.803	
	284190	Salts Of Oxometallic Or Peroxometallic Acids; N.e.c. In Heading No. 2841		161		130
	284210	Salts Of Inorganic Acids Or Peroxoacids, Double Or Complex Silicates, Includi	242.491	525.464	14.123	30.980
	284310	Colloidal Precious Metals; Whether Or Not Chemically Defined		0		387
	284330	Gold Compounds	1	1	50.202	57.769
	284390	Inorganic Or Organic Compounds Of Precious Metals, N.e.c.; Amalgams	1.028		112.097	
	284700	Hydrogen Peroxide; Whether Or Not Solidified With Urea	15.621.578	12.391.085	6.919.825	5.904.650
	284910	Carbides; Of Calcium, Whether Or Not Chemically Defined		161		5.431
	284990	Carbides; Whether Or Not Chemically Defined, Other Than Of Calcium Or Sil	352	1.664	209.214	838.142
	285210	Inorganic Or Organic Compounds Of Mercury, Excluding Amalgams, Chemica	0		323	
	285390	Phosphides, Chemically Defined Or Not, Not Ferrophosphorus; Other Inorganic Compounds N		6.958		3.885
	290129	Acyclic Hydrocarbons; Unsaturated, N.e.c. In Heading No. 2901	146	80	29.905	18.349
	290219	Cyclic Hydrocarbons; Cyclanes, Cyclenes And Cycloterpenes, Excluding Cyclo	1.876	59.118	21.917	340.590
	290290	Cyclic Hydrocarbons; N.e.c. In Heading No. 2902	1	0	640	6
	290319	Saturated Chlorinated Derivatives Of Acyclic Hydrocarbons; N.e.c. In Item No. 2903.1		1		1
	290322	Unsaturated Chlorinated Derivatives Of Acyclic Hydrocarbons; Trichloroethylene		22.400		96.096
	290389	Halogenated Derivatives Of Cyclanic, Cyclenic Or Cycloterpenic Hydrocarbon	2		20	
	290410	Derivatives Of Hydrocarbons; Containing Only Sulpho Groups, Their Salts An	6.250	266.070	17.800	389.256
	290420	Derivatives Of Hydrocarbons; Containing Only Nitro Or Only Nitroso Groups, Whether Or Not		1		1
	290512	Alcohols; Saturated Monohydric, Propan-1-ol (propyl Alcohol) And Propan-2	2.080	119	3.615	884
	290513	Alcohols; Saturated Monohydric, Butan-1-ol (n-butyl Alcohol)	1		379	
	290514	Alcohols; Saturated Monohydric, Butanols Excluding Item No. 2905.13		20		219
	290516	Alcohols; Saturated Monohydric, Octanol (octyl Alcohol) And Isomers Theree	3		2.045	
	290519	Alcohols; Saturated Monohydric, N.e.c. In Item No. 2905.1	13	195	209	2.603
	290522	Alcohols; Unsaturated Monohydric, Acyclic Terpene Alcohols	1.997	5.210	33.853	50.443
	290529	Alcohols; Acyclic, Unsaturated Monohydric, (other Than Acyclic Terpene Alc	1.059	453	15.250	19.166
	290531	Alcohols; Acyclic, Diols; Ethylene Glycol (ethanediol)	558.000	540.000	447.064	501.031
	290532	Alcohols; Acyclic, Diols; Propylene Glycol (propane-1, 2-diol)	3.075	645	2.720	1.592
	290539	Alcohols; Acyclic, Diols, Other Than Ethylene Glycol (ethandiol) Or Propylene	25	4.100	1.548	25.572
	290543	Alcohols; Polyhydric, Mannitol	1		4	
	290545	Alcohols; Polyhydric, Glycerol	39.202.600	63.279.765	18.142.713	57.594.284
	290559	Alcohols; Acyclic; Halogenated, Sulphonated, Nitrated Or Nitrosated Derivat	3.884		11.753	
	290611	Alcohols; Cyclanic, Cyclenic Or Cycloterpenic And Derivatives, Menthol	6.304	2.212	217.820	53.111

https://www.bps.go.id

Tabel 2. Ekspor Provinsi Asal Barang Dirinci Menurut Kode HS6 Digit, 2020—2021

Provinsi Asal	Kode HS 6	Deskripsi HS 6 Digit	Berat Bersih (Kg)		Nilai FOB (US$)	
			2020	2021	2020	2021
(1)	(2)	(3)	(4)	(5)	(6)	(7)
Jawa Barat						
	290619	Alcohols; Cyclanic, Cyclenic Or Cycloterpenic And Derivatives, N.e.c. In Item	6.157	8.034	430.960	277.878
	290621	Alcohols; Aromatic Alcohols And Derivatives, Benzyl Alcohol	400	600	988	1.721
	290629	Alcohols; Aromatic And Derivatives, Other Than Benzyl Alcohol	394	344	21.638	13.331
	290711	Monophenols; Phenol (hydroxybenzene) And Its Salts	48.255	32.711	1.911.638	1.545.128
	290712	Monophenols; Cresols And Their Salts	1		23	
	290719	Monophenols; N.e.c. In Item No. 2907.1	7.071	5.204	53.079	35.212
	290721	Polyphenols; Resorcinol And Its Salts		1.400		27.854
	290723	Polyphenols; 4,4'-isopropylidenediphenol (bisphenol A, Diphenylolpropane)	312.000	576.000	528.624	1.318.066
	290729	Phenol-alcohols And Polyphenols N.e.c. In Item Number 2907.2	1.060	1.000	23.119	21.970
	290819	Phenol Or Phenol-alcohol Derivatives Containing Only Halogen Substituents And Their Salts; C		1.725		22.641
	290899	Phenol Or Phenol-alcohol Derivatives, Sulphonated, Nitrated Or Nitrosated I	224.000	488.000	299.967	705.563
	290920	Ethers; Cyclanic, Cyclenic Or Cycloterpenic And Their Halogenated, Sulphona	100	782	2.422	3.763
	290930	Ethers; Aromatic, And Their Halogenated, Sulphonated, Nitrated Or Nitrosat	394.551	375.150	4.573.493	4.710.642
	290944	Ether-alcohols And Their Halogenated, Sulphonated, Nitrated Or Nitrosated	900		5.584	
	290949	Ether-alcohols And Their Halogenated, Sulphonated, Nitrated Or Nitrosated	224.260	10.226	579.603	30.152
	290950	Ether-phenols, Ether-alcohol-phenols And Their Halogenated, Sulphonated,	206.501	252.014	4.097.879	5.516.803
	290960	Alcohol Peroxides, Ether Peroxides, Ketone Peroxides And Their Halogenate	1.581.324	1.917.042	4.689.621	5.658.691
	291010	Epoxides, Epoxyalcohols, Epoxyphenols And Epoxyethers; With A Three-membered Ring And		480		3.216
	291090	Epoxides, Epoxyalcohols, Epoxyphenols And Epoxyethers; With A Three-mer	5		5.550	
	291100	Acetals And Hemiacetals; Whether Or Not With Other Oxygen Function, And	289		15.335	
	291219	Aldehydes; Acyclic, Without Other Oxygen Function, N.e.c. In Item No. 2912	1.273	27.772	31.831	86.762
	291221	Aldehydes; Cyclic, Without Other Oxygen Function, Benzaldehyde		105		483
	291229	Aldehydes; Cyclic, Without Other Oxygen Function, Other Than Benzaldehyc	1.623	2.525	56.235	147.764
	291241	Aldehydes; Aldehyde-ethers, Aldehyde-phenols And Aldehydes With Other (	299.482	404.023	16.542.340	21.608.770
	291242	Aldehydes; Aldehyde-ethers, Aldehyde-phenols And Aldehydes With Other Oxygen Function,		300		4.747
	291249	Aldehyde-alcohols, Aldehyde-ethers, Aldehyde-phenols And Aldehydes With	137	26	7.369	8.296
	291419	Ketones; Acyclic, Without Other Oxygen Function, N.e.c. In Item No. 2914.1	27	399	2.227	16.921
	291423	Ketones; Cyclanic, Cyclenic Or Cycloterpenic, Without Other Oxygen Functio	204	2.298	6.582	29.626
	291429	Ketones; Cyclanic, Cyclenic Or Cycloterpenic, Without Other Oxygen Functio	925	2.146	74.895	214.938
	291439	Ketones; Aromatic, (without Other Oxygen Function), Excluding Phenylacetc	918	240	794.454	153.145
	291440	Ketone-alcohols And Ketone-aldehydes	120	181	1.753	5.036
	291450	Ketone-phenols And Ketones With Other Oxygen Function	40	61	7.370	22.150
	291469	Quinones; Other Than Anthraquinone And Coenzyme Q10 (ubidecarenone (inn))		0		3
	291511	Acids; Saturated Acyclic Monocarboxylic Acids; Formic Acid	43.000	1.208.729	21.716	874.013
	291513	Acids; Saturated Acyclic Monocarboxylic Acids; Esters Of Formic Acid	11	119	884	2.836
	291521	Acids; Saturated Acyclic Monocarboxylic Acids; Acetic Acid	1.350	306	2.585	1.196
	291529	Acids; Saturated Acyclic Monocarboxylic Acids; Acetic Acid And Its Salts N.e.	1	750	1	1.594
	291531	Acids; Saturated Acyclic Monocarboxylic Acids; Ethyl Acetate	1.945	360	4.375	2.326
	291533	Acids; Saturated Acyclic Monocarboxylic Acids; N-butyl Acetate	1.713.600		1.301.292	
	291539	Acids; Saturated Acyclic Monocarboxylic Acids; Esters Of Acetic Acid N.e.c. In	80.024	76.068	2.063.359	1.780.581
	291550	Acids; Saturated Acyclic Monocarboxylic Acids; Propionic Acid, Its Salts And	19	4.230	843	13.879
	291560	Acids; Saturated Acyclic Monocarboxylic Acids; Butanoic Acids, Pentanoic Ac	986	18.222	16.510	62.001
	291570	Acids; Saturated Acyclic Monocarboxylic Acids; Palmitic Acid, Stearic Acid, Th	2.290.415	3.998.702	1.940.008	3.869.061
	291590	Acids; Saturated Acyclic Monocarboxylic Acids; Anhydrides, Halides, Peroxid	2.886.546	2.372.125	11.829.052	12.345.362
	291612	Acids; Unsaturated Acyclic Monocarboxylic Acids; Esters Of Acrylic Acid	841		2.523	
	291614	Acids; Unsaturated Acyclic Monocarboxylic Acids; Esters Of Methacrylic Acid	150.210	3.257.910	132.168	2.263.983
	291615	Acids; Unsaturated Acyclic Monocarboxylic Acids; Oleic, Linoleic Or Linolenic	51		822	
	291619	Acids; Unsaturated Acyclic Monocarboxylic, Cyclic Monocarboxylic, Their An	188	15	7.205	5.883
	291620	Acids; Cyclanic, Cyclenic Or Cycloterpenic Monocarboxylic Acids, Their Anhy	405	225	145.224	58.925
	291631	Acids; Aromatic Monocarboxylic Acids, Benzoic Acid, Its Salts And Esters	686	296	4.773	4.040
	291632	Acids; Aromatic Monocarboxylic Acids, Benzoyl Peroxide And Benzoyl Chloride		359.300		1.043.978
	291639	Acids; Aromatic Monocarboxylic Acids, And Their Anhydrides, Halides, Perox	28.109	18.912	184.752	124.692
	291712	Acids; Acyclic Polycarboxylic Acids; Adipic Acid, Its Salts And Esters		1.980		4.594
	291719	Acids; Acyclic Polycarboxylic Acids; N.e.c. In Item No. 2917.1	1.702	797	10.880	6.793
	291720	Acids; Cyclanic, Cyclenic Or Cycloterpenic Polycarboxylic Acids, Their Anhydr	360		5.215	
	291732	Acids; Aromatic Polycarboxylic Acids; Dioctyl Orthophthalates	20.000		24.400	
	291734	Acids; Aromatic Polycarboxylic Acids; Other Esters Of Orthophthalic Acids	4.935	300	34.200	3.809

https://www.bps.go.id

Tabel 2. Ekspor Provinsi Asal Barang Dirinci Menurut Kode HS6 Digit, 2020—2021

Provinsi Asal	Kode HS 6	Deskripsi HS 6 Digit	Berat Bersih (Kg)		Nilai FOB (US$)	
			2020	2021	2020	2021
(1)	(2)	(3)	(4)	(5)	(6)	(7)
Jawa Barat						
	291811	Acids; Carboxylic Acids, (with Alcohol Function But Without Other Oxygen Fu	226	1.095	1.282	8.097
	291813	Acids; Carboxylic Acids, (with Alcohol Function But Without Other Oxygen Function); Salts Anc		1.950		7.869
	291814	Acids; Carboxylic Acids, (with Alcohol Function But Without Other Oxygen Fu	5.275	1.109	4.984	5.713
	291815	Acids; Carboxylic Acids, (with Alcohol Function But Without Other Oxygen Fu	5.225	3.798	8.231	7.528
	291819	Acids; Carboxylic Acids, (with Alcohol Function But Without Other Oxygen Fu	50	25	397	327
	291821	Acids; Carboxylic Acids, (with Phenol Function But Without Other Oxygen Function), Salicylic A		1.062		19.327
	291823	Acids; Carboxylic Acids, (with Phenol Function But Without Other Oxygen Fu	9.550	7.530	49.764	44.468
	291829	Acids; Carboxylic Acids, (with Phenol Function But Without Other Oxygen Function), Their Anh		5		1.007
	291830	Acids; Carboxylic Acids, (with Aldehyde Or Ketone Function But Without Oth	210	4	1.230	1.094
	291899	Acids; Carboxylic Acids, With Additional Oxygen Function (not Alcohol, Phen	2.910	540	15.338	11.195
	292090	Esters; Other Than Thiophosphoric Esters (phosphorothioates) And Phosphit	672.053	724.431	5.042.185	5.808.118
	292111	Amine-function Compounds; Acyclic Monoamines And Their Derivatives, Me	10		871	
	292119	Amine-function Compounds; Acyclic Monoamines And Their Derivatives, An	1		1	
	292122	Amine-function Compounds; Acyclic Polyamines And Their Derivatives, Hexa	360	1.800	691	4.188
	292129	Amine-function Compounds; Acyclic Polyamines And Their Derivatives, And	36.840	100.065	67.696	182.461
	292130	Amine-function Compounds; Cyclanic, Cyclenic Or Cycloterpenic Mono- Or P	11.520	14.580	62.860	68.678
	292151	Amine-function Compounds; Aromatic Amines And Their Derivatives; O-, M-	0		3	
	292212	Amino-alcohols, Other Than Those Containing More Than One Kind Of Oxyge	7.404	7.895	33.319	37.107
	292219	Amino-alcohols, Other Than Those Containing More Than One Kind Of Oxyge	29.290	26.994	57.186	48.749
	292221	Amino-naphthols And Other Amino-phenols, Other Than Those Containing M	1.000	250	1.278	2.386
	292229	Amino-naphthols And Other Amino-phenols, Other Than Those Containing M	60	1	57.000	5
	292241	Amino-acids, Other Than Those Containing More Than One Kind Of Oxygen	740	350	3.553	1.179
	292242	Amino-acids, Other Than Those Containing More Than One Kind Of Oxygen	25.385	38.391	49.453	75.851
	292249	Amino-acids, Other Than Those Containing More Than One Kind Of Oxygen	247.995	1.037.660	1.238.446	5.329.301
	292250	Amino-alcohol-phenols, Amino-acid-phenols And Other Amino-compounds	150	8.640	17.127	51.408
	292310	Quaternary Ammonium Salts And Hydroxides; Choline And Its Salts, Whethe	400		2.562	
	292320	Lecithins And Other Phosphoaminolipids, Whether Or Not Chemically Define	24.000	4.160	50.136	20.086
	292390	Quaternary Ammonium Salts And Hydroxides; Whether Or Not Chemically Defined N.e.c. In H		1.000		5.508
	292419	Acyclic Amides (including Acyclic Carbamates) And Their Derivatives; Salts Th	177.975	5.025	617.057	18.708
	292421	Cyclic Amides (including Cyclic Carbamates) And Their Derivatives, Ureines And Their Derivati		8.230		1.709.053
	292429	Cyclic Amides (including Cyclic Carbamates) And Their Derivatives; Other Tha	0	25	24	1.871
	292519	Imides And Their Derivatives; Other Than Saccharin And Glutethimide (inn)	1		1	
	292529	Imines And Their Derivatives; Salts Thereof; Other Than Chlordimeform (iso)	80	1.050	1.041	6.971
	292690	Nitrile-function Compounds; N.e.c. Heading No. 2926	65.064		286.393	
	292700	Diazo-, Azo- Or Azoxy Compounds	12.150		33.557	
	292800	Organic Derivatives Of Hydrazine Or Of Hydroxylamine	170.188	171.134	191.691	198.917
	292910	Nitrogen-function Compounds; N.e.c. In Chapter 29, Isocyanates	34.083	465	61.676	8.435
	293020	Organo-sulphur Compounds; Thiocarbamates And Dithiocarbamates	700		3.724	
	293030	Organo-sulphur Compounds; Thiuram Mono-, Di- Or Tetrasulphides	1.475		2.154	
	293040	Organo-sulphur Compounds; Methionine	5.700		15.272	
	293090	Organo-sulphur Compounds; N.e.c. In Heading No. 2930	579	6.894	119.936	226.553
	293190	Organo-inorganic Compounds; Other Than Tetramethyl Lead, Tetraethyl Lea	35.603	42.404	81.928	84.388
	293212	Heterocyclic Compounds; With Oxygen Hetero-atom(s) Only, Containing An	1		0	
	293213	Heterocyclic Compounds; With Oxygen Hetero-atom(s) Only, Containing An	25	1	286	465
	293214	Heterocyclic Compounds; With Oxygen Hetero-atom(s) Only, Containing An	88	1.001	1.642	43.938
	293219	Heterocyclic Compounds; With Oxygen Hetero-atom(s) Only, Containing An	17.318	194.014	133.289	492.956
	293220	Heterocyclic Compounds; With Oxygen Hetero-atom(s) Only, Containing An	346	181	31.091	53.544
	293299	Heterocyclic Compounds; With Oxygen Hetero-atom(s) Only, No Lactones O	464	46	93.306	14.219
	293319	Heterocyclic Compounds; With Nitrogen Hetero-atom(s) Only, Containing An Unfused Pyrazol		25		136
	293329	Heterocyclic Compounds; With Nitrogen Hetero-atom(s) Only, Containing An Unfused Imidaz		1.029		7.558
	293331	Heterocyclic Compounds; Containing An Unfused Pyridine Ring (whether Or	1	0	3	13
	293339	Heterocyclic Compounds; Containing An Unfused Pyridine Ring (whether Or Not Hydrogenate		9		1.888
	293349	Heterocyclic Compounds; Containing A Quinoline Or Isoquinoline Ring-syste	3		29.553	
	293359	Heterocyclic Compounds; Containing A Pyrimidine Ring (whether Or Not Hy	201	0	42.097	69
	293361	Heterocyclic Compounds; Containing An Unfused Triazine Ring (whether Or	1.000		1.359	
	293369	Heterocyclic Compounds; Containing An Unfused Triazine Ring (whether Or	2.000	16.000	8.599	34.965
	293379	Heterocyclic Compounds; Lactams; Other Than 6-hexanelactam (epsilon Cap	11		1.963	
	293399	Heterocyclic Compounds; N.e.c. In Headings No. 2933	603	15	3.509	9.719
	293410	Heterocyclic Compounds; Containing An Unfused Thiazole Ring (whether Or	3.954	82	116.768	6.684
	293420	Heterocyclic Compounds; Containing In The Structure, A Benzothiazole Ring	1	255	162	855

Tabel 2. Ekspor Provinsi Asal Barang Dirinci Menurut Kode HS6 Digit, 2020—2021

Provinsi Asal	Kode HS 6	Deskripsi HS 6 Digit	Berat Bersih (Kg)		Nilai FOB (US$)	
			2020	2021	2020	2021
(1)	(2)	(3)	(4)	(5)	(6)	(7)
Jawa Barat						
	293430	Heterocyclic Compounds; Containing In The Structure, A Phenothiazine Ring-system (whether		1.200		1.624
	293499	Nucleic Acids And Their Salts, Other Heterocyclic Compounds, N.e.c. In Heac	66.508	54.599	2.107.101	4.352.700
	293621	Vitamins; Vitamins A And Their Derivatives, Unmixed		5.700		170.387
	293626	Vitamins; Vitamin B12 And Its Derivatives, Unmixed	1.008		832.416	
	293627	Vitamins; Vitamin C And Its Derivatives, Unmixed	5.502	7.636	17.494	67.783
	293628	Vitamins; Vitamin E And Its Derivatives, Unmixed	269	1.787	25.720	55.600
	293629	Vitamins; N.e.c. In Item No. 2936.2, And Their Derivatives, Unmixed	94.654	4.142	403.043	58.703
	293690	Vitamins; N.e.c. In Heading No. 2936, Including Natural Concentrates	858	468	23.081	13.111
	293790	Hormones, Prostaglandins, Thromboxanes And Leukotrienes, Natural Or Rep	1.350		67.500	
	293890	Glycosides; Natural Or Reproduced By Synthesis, Other Than Rutoside (rutin	122	1.131	9.307	81.175
	293920	Alkaloids; Of Cinchona And Their Derivatives; Salts Thereof	117.614	113.987	12.523.776	11.587.459
	293930	Alkaloids; Caffeine And Its Salts	4.140	5.100	91.290	114.004
	294000	Sugars, Chemically Pure, Other Than Sucrose, Lactose, Maltose, Glucose Anc	2.275.755	2.447.303	7.475.229	8.535.166
	294150	Antibiotics; Erythromycin And Its Derivatives; Salts Thereof	300		12.300	
	294190	Antibiotics; N.e.c. In Heading No. 2941	425	1.695	54.968	21.387
	294200	Organic Compounds; N.e.c. In Chapter 29	2	35	2	5.392
	300212	Blood, Human Or Animal, Antisera, Other Blood Fractions And Immunologica	44	204	49.175	41.348
	300215	Blood, Human Or Animal, Antisera, Other Blood Fractions And Immunologica	176	642	76.005	8.388
	300290	Toxins, Cultures Of Micro-organisms (excluding Yeasts) And Similar Products	125.040	7.267	716.377	33.062
	300310	Medicaments; Containing Penicillins, Streptomycins Or Their Derivatives, Fo	147		250	
	300331	Medicaments; Containing Insulin, For Therapeutic Or Prophylactic Uses, Not Packaged For Ret		2		5
	300339	Medicaments; Containing Hormones (excluding Insulin), (but Not Containing	902.126	1.334.834	11.074.012	16.479.493
	300390	Medicaments; (not Containing Antibiotics, Hormones, Alkaloids Or Their Derivatives), For The		252		256.424
	300410	Medicaments; Containing Penicillins, Streptomycins Or Their Derivatives, Fo	225.752	178.316	3.317.649	2.127.953
	300420	Medicaments; Containing Antibiotics (other Than Penicillins, Streptomycins	115.099	148.007	6.851.648	6.386.854
	300431	Medicaments; Containing Insulin, For Therapeutic Or Prophylactic Uses, Packaged For Retail S		3		49
	300432	Medicaments; Containing Corticosteroid Hormones, Their Derivatives Or Str	1.859	2.780	61.517	56.640
	300439	Medicaments; Containing Hormones (but Not Insulin), Adrenal Cortex Horm	226.873	437.000	4.951.322	10.227.602
	300441	Medicaments; Containing Alkaloids Or Their Derivatives, Containing Ephedri	48.426	97.361	147.185	299.006
	300442	Medicaments; Containing Alkaloids Or Their Derivatives, Containing Pseudoe	18.336	1.467	449.220	25.370
	300443	Medicaments; Containing Alkaloids Or Their Derivatives, Containing Norephe	394.766	394.243	3.494.473	4.395.606
	300450	Medicaments; Containing Vitamins Or Their Derivatives, For Therapeutic Or	175.679	237.624	2.599.033	3.617.129
	300490	Medicaments; Consisting Of Mixed Or Unmixed Products N.e.c. In Heading N	7.213.708	7.664.751	79.908.513	79.555.333
	300510	Dressings, Adhesive; And Other Articles Having An Adhesive Layer, Packed F	3.429	3.135	43.097	92.969
	300590	Wadding, Gauze, Bandages And Similar Articles; (excluding Adhesive Dressin	35.264	26.953	550.885	449.126
	300610	Pharmaceutical Goods; Sterile Surgical Catgut, Suture Materials, Tissue Adhesives, Laminaria,		14		4
	300640	Pharmaceutical Goods; Dental Cements And Other Dental Fillings, Bone Rec	15		3.952	
	300650	Pharmaceutical Goods; First Aid Boxes And Kits	226		675	
	300692	Pharmaceutical Goods; Waste Pharmaceuticals		1		11
	310100	Fertilizers, Animal Or Vegetable; Whether Or Not Mixed Together Or Chemic	33.210	1.030	75.802	905
	310210	Fertilizers, Mineral Or Chemical; Nitrogenous, Urea, Whether Or Not In Aque	32.700.000	88.650.000	8.443.050	39.340.541
	310221	Fertilizers, Mineral Or Chemical; Nitrogenous, Ammonium Sulphate		24.000		5.760
	310229	Fertilizers, Mineral Or Chemical; Nitrogenous, Other Than Ammonium Sulphate		80.000		27.600
	310260	Fertilizers, Mineral Or Chemical; Nitrogenous, Double Salts And Mixtures Of Calcium Nitrate A		2.000		1.062
	310420	Fertilizers, Mineral Or Chemical; Potassic, Potassium Chloride		24.000		9.960
	310430	Fertilizers, Mineral Or Chemical; Potassic, Potassium Sulphate		1		0
	310510	Fertilizers, Mineral Or Chemical; In Tablets Or Similar Forms Or In Packages (	21.000	42.000	5.283	10.605
	310559	Fertilizers, Mineral Or Chemical; Containing The Two Fertilizing Elements Nit	246.010	698.000	30.441	108.439
	310590	Fertilizers, Mineral Or Chemical; N.e.c. In Heading No. 3105		1		2
	320110	Tanning Extracts Of Vegetable Origin; Quebracho Extract		21.070		32.638
	320190	Tanning Extracts Of Vegetable Origin; Tannins And Their Salts, Ethers, Esters	48.925	52.110	120.369	151.499
	320210	Tanning Substances; Synthetic Organic Tanning Substances	96.820	156.620	127.146	173.383
	320290	Tanning Substances; Inorganic Tanning Substances; Tanning Preparations, W	14.020	15.095	11.219	17.028
	320300	Colouring Matter Of Vegetable Or Animal Origin, Including Dyeing Extracts N	12.423	1.164	348.730	32.892
	320411	Dyes; Disperse Dyes And Preparations Based Thereon	80.440	86.939	702.737	597.652
	320412	Dyes; Acid, Whether Or Not Premetallised And Preparations Based Thereon,	13.040	6.821	201.976	112.939
	320413	Dyes; Basic Dyes And Preparations Based Thereon		58.025		29.608
	320414	Dyes; Direct Dyes And Preparations Based Thereon	1.223.490	1.256.583	2.922.238	3.198.518
	320415	Dyes; Vat Dyes (including Those Usable In That State As Pigments) And Prep	125	325	7.856	8.951
	320416	Dyes; Reactive Dyes And Preparations Based Thereon	1.169.240	1.168.557	4.284.882	4.485.073

https://jabar.bps.go.id

Tabel 2. Ekspor Provinsi Asal Barang Dirinci Menurut Kode HS6 Digit, 2020—2021

Provinsi Asal	Kode HS 6	Deskripsi HS 6 Digit	Berat Bersih (Kg)		Nilai FOB (US$)	
			2020	2021	2020	2021
(1)	(2)	(3)	(4)	(5)	(6)	(7)
Jawa Barat						
	320417	Dyes; Pigments And Preparations Based Thereon	5.002.484	5.924.037	27.688.915	36.201.821
	320419	Dyes; N.e.c., Including Mixtures Of Colouring Matter Of Two Or More Of Thc	1.240	7.708	35.725	201.941
	320420	Dyes; Synthetic Organic Products Of A Kind Used As Fluorescent Brightening	9.380.101	6.058.467	12.928.222	8.408.582
	320490	Dyes; Synthetic Organic Products N.e.c. In Heading No. 3204 (e.g. Of A Kind	30.449	1.773	80.483	28.505
	320500	Colour Lakes; Preparations Based On Colour Lakes As Specified In Note 3 To	3.451	120	19.619	5.591
	320611	Colouring Matter; Pigments And Preparations Based On Titanium Dioxide, C	3.661	23.940	5.348	29.757
	320620	Colouring Matter; Pigments And Preparations Based On Chromium Compou	2.350	5.525	7.387	16.413
	320642	Colouring Matter; Lithopone And Other Pigments And Preparations Based On Zinc Sulphide		2		1
	320649	Colouring Matter; Other Preparations N.e.c. In Item No. 3206.4	45.867	4.495	160.942	27.939
	320650	Colouring Matter; Inorganic Products Of A Kind Used As Luminophores	25	25	1.036	3.373
	320710	Pigments; Prepared Pigments, Opacifiers, Colours And Similar Preparations	3.315.378	3.488.687	5.228.225	6.422.341
	320720	Enamels And Glazes; Vitrifiable Enamels And Glazes, Engobes (slips) And Sim	4.164.401	3.731.939	2.779.631	2.596.522
	320730	Lustres; Liquid Lustres And Similar Preparations	6	3.998	5.003	7.456
	320740	Glass; Glass Frit And Other Glass, In The Form Of Powder, Granules Or Flakes	3.782.101	2.647.791	2.373.186	1.614.180
	320810	Paints And Varnishes; Based On Polyesters, Dispersed Or Dissolved In A Non	85.326	53.093	294.796	284.935
	320820	Paints And Varnishes; Based On Acrylic Or Vinyl Polymers, Dispersed Or Diss	579.494	435.007	1.753.138	1.241.157
	320890	Paints And Varnishes; Based On Polymers N.e.c. In Heading No. 3208, Dispe	1.748.648	2.157.178	4.957.665	6.965.909
	320910	Paints And Varnishes; Based On Acrylic Or Vinyl Polymers, Dispersed Or Diss	180.354	351.425	461.242	782.922
	320990	Paints And Varnishes; (based On Polymers Other Than Acrylic Or Vinyl), Disp	460.784	350.552	742.205	160.191
	321000	Paints And Varnishes; (including Enamels, Lacquers And Distempers), Prepar	132.003	158.816	762.810	891.821
	321100	Driers; Prepared	385	100	12.579	1.447
	321210	Pigments; Of A Kind Used In The Manufacture Of Paints, Stamping Foils	465	374	21.284	21.204
	321290	Pigments; Of A Kind Used In The Manufacture Of Paints, Other Than Stampi	7.709	6.399	53.076	24.204
	321310	Colours; In Sets, Of A Kind Used By Artists, Students Or Signboard Painters		9		229
	321410	Mastics; Painters' Fillings	294.816	279.479	1.183.269	1.206.908
	321490	Mastics; N.e.c. In Heading No. 3214	2.990.215	3.041.006	4.197.901	5.157.946
	321511	Ink; For Printing, Black, Whether Or Not Concentrated Or Solid	22.808	13.435	61.393	55.022
	321519	Ink; For Printing, Other Than Black, Whether Or Not Concentrated Or Solid	133.824	554.369	665.288	2.468.732
	321590	Ink; Writing, Drawing And Other Inks, N.e.c. In Heading No. 3215, Whether (	13.739	54.156	161.352	190.485
	330112	Oils, Essential; Of Orange (terpeneless Or Not), Including Concretes And Abs	8.646	5.503	331.165	153.151
	330113	Oils, Essential; Of Lemon (terpeneless Or Not), Including Concretes And Absc	498	508	109.392	52.287
	330119	Oils, Essential; Of Citrus Fruits N.e.c. In Heading No. 3301 (terpeneless Or Nc	1.022.678	932.756	27.074.705	28.936.803
	330124	Oils, Essential; Of Peppermint (mentha Piperita), Terpeneless Or Not, Includi	10.666	10.804	300.749	307.831
	330125	Oils, Essential; Of Mints (excluding Peppermint), Terpeneless Or Not, Includi	217.729	179.763	11.119.949	9.187.889
	330129	Oils, Essential; N.e.c. In Heading No. 3301 (terpeneless Or Not), Including Co	1.195.546	1.003.625	35.667.580	35.024.897
	330130	Resinoids	22	124	15.869	15.351
	330190	Oils, Essential; Concentrates In Fats, Fixed Oils, Waxes And The Like, Terpeni	400.589	663.829	9.090.249	18.308.957
	330210	Odoriferous Substances And Mixtures; Of A Kind Used In The Food Or Drink	10.876.344	12.822.507	114.748.875	126.857.051
	330290	Odoriferous Substances And Mixtures; Used As Raw Materials In Industries (	3.031.831	2.724.152	47.550.572	47.258.934
	330300	Perfumes And Toilet Waters	3.602.962	2.836.592	13.851.751	13.186.726
	330410	Cosmetic And Toilet Preparations; Lip Make-up	3.460	2.082	218.135	62.264
	330420	Cosmetic And Toilet Preparations; Eye Make-up	5.718	3.772	106.458	57.523
	330430	Cosmetic And Toilet Preparations; Manicure Or Pedicure Preparations	3.806	6.183	26.066	54.739
	330491	Cosmetic And Toilet Preparations; Powders, Whether Or Not Compressed (e	1.854.315	1.318.029	6.052.659	4.118.050
	330499	Cosmetic And Toilet Preparations; N.e.c. In Heading No. 3304, For The Care	12.245.962	14.402.647	52.636.244	58.711.302
	330510	Hair Preparations; Shampoos	13.530.084	13.649.666	24.434.471	25.929.205
	330520	Hair Preparations; For Permanent Waving Or Straightening		324		1.350
	330530	Hair Preparations; Lacquers	99	8	20	10
	330590	Hair Preparations; N.e.c. In Heading No. 3305	6.030.620	6.496.491	34.631.059	41.105.990
	330610	Oral Or Dental Hygiene Preparations; Dentifrices	515.249	555.485	833.274	924.665
	330620	Oral Or Dental Hygiene Preparations; Yarn Used To Clean Between The Teet	534	302	156.884	84.551
	330690	Oral Or Dental Hygiene Preparations; Other Than Dentifrices	120.217	82.450	205.831	132.032
	330710	Perfumery, Cosmetic Or Toilet Preparations; Pre-shave, Shaving Or After-sha	190.624	137.686	473.153	376.067
	330720	Perfumery, Cosmetic Or Toilet Preparations; Personal Deodorants And Antip	123.123	128.677	745.335	828.843
	330741	Perfumes And Deodorizers; Perfuming Or Deodorizing Preparations For Roo	29	96.415	1.429	185.230
	330749	Perfumes And Deodorizers; Perfuming Or Deodorizing Preparations For Roo	390.506	279.519	1.717.073	1.311.202
	330790	Perfumes And Deodorizers; Perfuming Or Deodorizing Preparations N.e.c. In	464.427	185.986	1.035.528	981.004
	340111	Soap And Organic Surface-active Products; In The Form Of Bars, Cakes, Mou	29.694.579	27.500.440	41.124.794	35.401.195
	340119	Soap And Organic Surface-active Products; In The Form Of Bars, Cakes, Mou	3.761	236.511	12.745	225.315
	340120	Soap; In Forms N.e.c. In Item No. 3401.11	68.818.013	58.568.400	56.874.884	53.588.677

https://www.bps.go.id

Tabel 2. Ekspor Provinsi Asal Barang Dirinci Menurut Kode HS6 Digit, 2020—2021

Provinsi Asal	Kode HS 6	Deskripsi HS 6 Digit	Berat Bersih (Kg)		Nilai FOB (US$)	
			2020	2021	2020	2021
(1)	(2)	(3)	(4)	(5)	(6)	(7)
Jawa Barat						
	340130	Organic Surface-active Products And Preparations For Washing The Skin, In	18.084.646	14.380.554	47.917.328	42.360.765
	340290	Washing And Cleaning Preparations; Surface-active, Whether Or Not Contai	3.242.147	4.313.213	5.481.652	7.175.288
	340311	Lubricating Preparations; For The Treatment Of Textile And Similar Materials	4.565	718	5.249	22.327
	340319	Lubricating Preparations; (other Than For The Treatment Of Textile And Simi	56.956	18.297	178.958	83.781
	340391	Lubricating Preparations; For The Treatment Of Textile And Similar Materials	206.246	167.236	391.129	303.388
	340399	Lubricating Preparations; Other Than For The Treatment Of Textile And Simi	168.347	186.846	281.913	294.773
	340420	Waxes; Artificial And Prepared, Of Poly(oxyethylene) (polyethylene Glycol)	1.910		20.847	
	340490	Waxes; Artificial And Prepared, Other Than Of Polyethylene Glycol	17.804.297	14.821.062	15.736.088	18.685.136
	340510	Polishes, Creams And Similar Preparations; For Footwear Or Leather, Exclud	7.674	20.268	40.965	24.114
	340520	Polishes, Creams And Similar Preparations; For The Maintenance Of Wooden Furniture, Floor		1.890		8.308
	340530	Polishes, Creams And Similar Preparations; For Coachwork, Other Than Met	104	4.931	858	41.199
	340540	Scouring Pastes And Powders And Other Scouring Preparations; (whether O	8.439	1.819	28.786	6.543
	340590	Polishes, Creams And Similar Preparations; N.e.c. In Heading No. 3405, Exclu	4.235	18.283	96.112	296.313
	340600	Candles, Tapers And The Like	100.074	110.891	356.747	439.029
	340700	Modelling Pastes; Preparations Known As Dental Wax, Put Up In Sets, In Pac	10	33	500	2.761
	350110	Casein	1.200	45.000	532	4.549
	350190	Caseinates And Other Casein Derivatives; Casein Glues		4.500		44.595
	350211	Albumins; Egg Albumin, Dried	1.500		11.553	
	350300	Gelatin (including Gelatin In Rectangular Sheets, Whether Or Not Surface-w	444	500	2	993
	350400	Peptones And Their Derivatives; Other Protein Substances And Their Derivat	429	891	223.537	207.909
	350510	Dextrins And Other Modified Starches	3.037.791	2.306.486	3.022.981	2.626.627
	350520	Glues; Based On Starches, Or On Dextrins Or Other Modified Starches	3.490	353	26.008	10.059
	350610	Glues Or Adhesives; Prepared, Products Suitable For Use As Glues Or Adhesi	13.211	18.393	110.783	134.279
	350691	Adhesives; Prepared, Based On Polymers Of Heading 3901 To 3913 Or On R	602.050	3.663.890	1.401.595	8.429.507
	350699	Glues And Other Adhesives; Prepared, N.e.c. In Heading No. 3506, Not Exce	560.726	511.326	2.011.371	1.930.430
	350790	Enzymes And Prepared Enzymes; Other Than Rennet And Concentrates Ther	17.941	33.647	46.065	74.733
	360200	Explosives, Prepared; Other Than Propellent Powders	215.000	250.000	505.680	559.500
	370130	Photographic Plates And Film; In The Flat, Sensitised, Unexposed, With Any	63	2	3.137	15
	370191	Photographic Plates And Film; For Colour Photography (polychrome), In The	1	68	0	47
	370199	Photographic Plates And Film; (for Other Than Colour Photography), In The Flat, Sensitised, U		1		1
	370239	Photographic Film; In Rolls, (other Than With Silver Halide Emulsion And For Colour Photogra		10		10
	370252	Photographic Film; For Colour Photography (polychrome), In Rolls, Sensitise	0		0	
	370298	Photographic Film; Other Than For Colour Photography, In Rolls, Sensitised, Unexposed, Of A		17		6
	370310	Photographic Paper, Paperboard And Textiles; In Rolls, Sensitised, Unexpose	3		404	
	370390	Photographic Paper, Paperboard And Textiles; (for Other Than Colour Photo	2.901	2.265	4.591	3.827
	370400	Photographic Plates, Film, Paper, Paperboard And Textiles; Exposed But Not	1		6	
	370710	Photographic Goods; Sensitised Emulsions, Put Up In Measured Portions Or	102		1.566	
	370790	Photographic Goods; Chemical Preparations Other Than Sensitised Emulsions, Put Up In Meas		1		2
	380110	Graphite; Artificial	12.736	23.307	23.764	122.869
	380190	Graphite Or Other Carbon Based Preparations; In The Form Of Pastes, Blocks, Plates Or Other		98		2.468
	380210	Carbon; Activated	374.471	215.899	805.272	546.350
	380290	Chemical Products; Activated Natural Mineral Products, Animal Black, Includ	110.332.853	119.635.055	28.925.606	30.933.158
	380400	Lyes, Residual; From The Manufacture Of Wood Pulp, Whether Or Not Conc	1.200		423	
	380510	Terpenic Oils; Gum, Wood Or Sulphate Turpentine Oils	2.219.505	2.530.728	4.544.427	8.645.578
	380590	Terpenic Oils; Produced By The Treatment Of Coniferous Woods, Crude Dipe	2.020	700	12.965	5.334
	380610	Rosin And Resin Acids	11.079.260	12.252.966	10.873.896	17.111.433
	380630	Ester Gums	5.500		9.488	
	380690	Rosin; Spirit And Oils, N.e.c. In Heading No. 3806	201		5.606	
	380700	Wood Tar; Wood Tar Oils; Wood Creosote; Wood Naphtha; Vegetable Pitch; Brewers' Pitch A		18		1.903
	380859	Insecticides, Rodenticides, Fungicides, Disinfectants, Herbicides And The Lik	1.669.362	3.310.801	3.452.174	6.107.069
	380861	Insecticides And The Like; Containing Goods Specified In Subheading Note 2	226.329	156.062	4.144.269	2.337.940
	380862	Insecticides; Containing Goods Specified In Subheading Note 2 To This Chap	1.479.445	1.724.471	8.278.017	13.121.043
	380869	Insecticides; Containing Goods Named In Subheading Note 2 To This Chapte	272.752	801.982	2.263.492	8.343.492
	380891	Insecticides; Other Than Containing Goods Specified In Subheading Notes 1	8.422.137	8.426.735	43.381.128	39.390.319
	380892	Fungicides; Other Than Containing Goods Specified In Subheading Note 1 To	421.923	388.110	7.909.227	9.204.270
	380893	Herbicides, Anti-sprouting Products And Plant-growth Regulators; Other Tha	815.951	1.730.386	9.347.197	12.462.344
	380894	Disinfectants; Other Than Containing Goods Specified In Subheading Note 1	730.147	872.434	1.245.808	1.351.620
	380899	Rodenticides And Other Similar Products N.e.c. In Heading No. 3808.9; Othe	1.492.211	1.685.524	2.730.482	2.389.162
	380910	Finishing Agents And Dye Carriers; To Accelerate Dyeing Or Fixing Of Dye-stuffs, Other Produc		17		8
	380991	Finishing Agents And Dye Carriers; To Accelerate Dyeing Or Fixing Of Dye-st	14.327.685	17.243.885	18.128.858	24.365.206

https://www.bps.go.id

Tabel 2. Ekspor Provinsi Asal Barang Dirinci Menurut Kode HS6 Digit, 2020—2021

Provinsi Asal	Kode HS 6	Deskripsi HS 6 Digit	Berat Bersih (Kg)		Nilai FOB (US$)	
			2020	2021	2020	2021
(1)	(2)	(3)	(4)	(5)	(6)	(7)
Jawa Barat						
	380992	Finishing Agents And Dye Carriers; To Accelerate Dyeing Or Fixing Of Dye-stu	752.490	989.620	730.041	1.017.821
	380993	Finishing Agents And Dye Carriers; To Accelerate Dyeing Or Fixing Of Dye-stu	19.984	38.182	76.487	86.960
	381010	Pickling Preparations For Metal Surfaces; Soldering, Brazing Or Welding Powders And Pastes (		3.650		11.963
	381090	Fluxes And Other Auxiliary Preparations; For Soldering, Brazing Or Welding,	578.407	647.137	647.071	738.571
	381119	Anti-knock Preparations; Other Than Those Based On Lead Compounds	664.015	1.003.894	1.390.890	2.015.715
	381121	Lubricating Oil Additives; Containing Petroleum Oils Or Oils Obtained From E	20.648	12.342	79.209	99.814
	381129	Lubricating Oil Additives; Not Containing Petroleum Oils Or Oils Obtained Fr	195	20.450	1.446	38.157
	381190	Oxidation And Gum Inhibitors, Viscosity Improvers, Anti-corrosive Preparati	112.793	157.665	707.873	730.477
	381210	Rubber Accelerators; Prepared	33.596	14.485	78.588	76.130
	381220	Plasticisers, Compound; For Rubber Or Plastics	1.362	20.180	4.061	49.452
	381231	Anti-oxidising Preparations And Other Compound Stabilisers; For Rubber Or	500	3.202	1.007	2.772
	381239	Anti-oxidising Preparations And Other Compound Stabilisers; For Rubber Or	101.670	270.125	601.281	2.531.813
	381300	Fire-extinguishers; Preparations And Charges And Charged Fire-extinguishing Grenades		9		1.359
	381400	Solvents And Thinners; Organic Composite Solvents And Thinners, N.e.c. Or	279.869	137.112	519.456	436.570
	381511	Catalysts, Supported; Reaction Initiators, Reaction Accelerators And Catalyti	579.680	798.265	1.688.022	4.230.518
	381512	Catalysts, Supported; Reaction Initiators, Reaction Accelerators And Catalyti	176.243	211.216	77.783.735	146.327.930
	381519	Catalysts, Supported; Reaction Initiators, Reaction Accelerators And Catalyti	1.071.772	480.935	1.147.535	390.478
	381590	Reaction Initiators, Reaction Accelerators And Catalytic Preparations, Unsup	532.900	1.079.908	6.036.975	7.955.478
	381600	Refractory Cements, Mortars, Concretes And Similar Compositions; Other Th	413.664	673.216	436.871	569.844
	381800	Chemical Elements; Doped For Use In Electronics, In The Form Of Discs, Waf	152.574	168.044	34.485.036	40.047.429
	381900	Hydraulic Fluids; For Brakes And Other Prepared Liquids For Hydraulic Trans	338.409	95.555	503.582	158.451
	382000	Anti-freezing Preparations And Prepared De-icing Fluids	1.033.129	1.637.648	1.415.904	2.008.090
	382100	Prepared Culture Media For The Development Or Maintenance Of Micro-org	0	16	2	2.392
	382311	Industrial Monocarboxylic Fatty Acids, Acid Oils From Refining; Stearic Acid	36.441.384	40.147.253	28.636.411	47.743.194
	382313	Industrial Monocarboxylic Fatty Acids, Acid Oils From Refining; Tall Oil Fatty	2		5	
	382319	Industrial Monocarboxylic Fatty Acids; Acid Oils From Refining; (other Than S	45.463.950	58.721.931	26.113.022	55.374.304
	382410	Binders, Prepared; For Foundry Moulds Or Cores	756.004	687.004	177.804	161.571
	382430	Metal Carbides, Non-agglomerated; Mixed Together Or With Metallic Binder	10		8	
	382440	Cements, Mortars Or Concretes; Their Prepared Additives	4.872.436	7.116.249	4.295.094	6.813.459
	382450	Mortars And Concretes; Non-refractory	2.588.565	2.592.300	1.212.355	1.267.543
	382491	Chemical Products, Mixtures And Preparations; Consisting Mainly Of (5-ethy	784	438	1.772	9.496
	382499	Chemical Products, Mixtures And Preparations; N.e.c. Heading 3824	13.990.233	13.439.495	11.597.019	13.680.470
	382590	Residual Products Of The Chemical Or Allied Industries, Not Elsewhere Specified Or Included;		7.500		727.816
	382600	Biodiesel And Mixtures Thereof; Not Containing Or Containing Less Than 70% By Weight Of Pe		3.500.000		4.328.306
	390110	Ethylene Polymers; In Primary Forms, Polyethylene Having A Specific Gravity	669.643	20.863	491.032	30.944
	390120	Ethylene Polymers; In Primary Forms, Polyethylene Having A Specific Gravity	735.955	567.209	666.935	661.560
	390130	Ethylene Polymers; In Primary Forms, Ethylene-vinyl Acetate Copolymers	49.975	111.400	167.341	241.218
	390140	Ethylene Polymers; In Primary Forms, Ethylene-alpha-olefin Copolymers, Having A Specific Gr		38.330		68.280
	390190	Ethylene Polymers; In Primary Forms, N.e.c. In Heading No. 3901	1.349.488	1.055.270	5.047.070	4.692.329
	390210	Propylene, Other Olefin Polymers; Polypropylene In Primary Forms	10.944.450	403.836	10.172.868	802.965
	390230	Propylene, Other Olefin Polymers; Propylene Copolymers In Primary Forms	1.015.370	1.385.913	1.976.307	2.959.008
	390290	Propylene, Other Olefin Polymers; N.e.c. In Heading No. 3902, In Primary Fo	93.817	25.458	195.333	52.329
	390311	Styrene Polymers; Expansible Polystyrene, In Primary Forms	198.958	3.385.453	436.362	8.014.337
	390319	Styrene Polymers; (other Than Expansible Polystyrene), In Primary Forms	30.550	142.587	42.696	121.518
	390320	Styrene Polymers; Styrene-acrylonitrile (san) Copolymers, In Primary Forms	2.050	335	5.832	500
	390330	Styrene Polymers; Acrylonitrile-butadiene-styrene (abs) Copolymers, In Prim	511.198	155.848	550.770	391.686
	390390	Styrene Polymers; In Primary Forms, N.e.c. In Heading No. 3903	170.775	211.650	425.733	294.047
	390410	Vinyl Chloride, Other Halogenated Olefin Polymers; Poly(vinyl Chloride), Not	4.014	7.456	13.501	6.964
	390422	Vinyl Chloride, Other Halogenated Olefin Polymers; Plasticised Poly(vinyl Chl	3.894.625	4.524.453	6.233.365	9.021.624
	390430	Vinyl Chloride, Other Halogenated Olefin Polymers; Vinyl Chloride-vinyl Acet	16.000	56.000	24.202	119.207
	390450	Vinyl Chloride, Other Halogenated Olefin Polymers; Vinylidene Chloride Poly	100		270	
	390461	Halogenated Olefin Polymers; Fluoro-polymers, Polytetrafluoroethylene, In	63	664	328	8.542
	390469	Halogenated Olefin Polymers; Fluoro-polymers (other Than Polytetrafluoroe	1	960	6	40.320
	390490	Vinyl Chloride, Other Halogenated Olefin Polymers; N.e.c. In Heading No. 39	696.875	20	428.872	114
	390512	Poly(vinyl Acetate); In Aqueous Dispersion, In Primary Forms	337.290	176.620	299.700	253.011
	390519	Poly(vinyl Acetate); (other Than In Aqueous Dispersion), In Primary Forms	212.700	177.989	535.950	463.007
	390521	Vinyl Acetate Copolymers; In Aqueous Dispersion, In Primary Forms	167.760	359.571	142.605	407.628
	390529	Vinyl Acetate Copolymers; (other Than In Aqueous Dispersion), In Primary F	550	10.000	2.523	19.800
	390530	Poly(vinyl Alcohol); Whether Or Not Containing Unhydrolysed Acetate Grou	92.150	1.501	51.980	1.851
	390591	Vinyl Acetate, Vinyl Ester Polymers, Vinyl Polymers; N.e.c. In Heading No. 39	2		63	

https://www.bps.go.id

Tabel 2. Ekspor Provinsi Asal Barang Dirinci Menurut Kode HS6 Digit, 2020—2021

Provinsi Asal	Kode HS 6	Deskripsi HS 6 Digit	Berat Bersih (Kg)		Nilai FOB (US$)	
			2020	2021	2020	2021
(1)	(2)	(3)	(4)	(5)	(6)	(7)
Jawa Barat						
	390599	Vinyl Acetate, Vinyl Ester Polymers, Vinyl Polymers; N.e.c. In Heading No. 39	38	11.012	3.727	13.846
	390610	Acrylic Polymers; Poly(methyl Methacrylate), In Primary Forms	264.796	361.138	214.069	250.346
	390690	Acrylic Polymers; (other Than Polymethyl Methacrylate), In Primary Forms	7.411.013	6.171.981	7.487.228	8.340.117
	390710	Polyacetals; In Primary Forms	35.359	16.084	81.490	35.668
	390730	Epoxide Resins; In Primary Forms	1.986.450	2.118.857	2.486.983	3.448.215
	390740	Polycarbonates; In Primary Forms	238.475	924.550	381.960	1.842.392
	390750	Alkyd Resins; In Primary Forms	1.303.595	1.374.052	1.430.925	1.948.357
	390761	Poly(ethylene Terephthalate); In Primary Forms, Having A Viscosity Of 78ml/	74.456.683	48.438.301	56.655.566	45.892.998
	390769	Poly(ethylene Terephthalate); In Primary Forms, Having A Viscosity Of Less T	67.090.232	57.398.473	45.978.455	51.823.260
	390791	Polyesters; N.e.c. In Heading No. 3907, Unsaturated, In Primary Forms	442.458	495.811	533.102	758.892
	390799	Polyesters; N.e.c. In Heading No. 3907, Saturated, In Primary Forms	4.966.135	3.516.388	5.686.816	6.160.399
	390810	Polyamides; Polyamide-6, -11, -12, -6,6, -6,9, -6,10 Or -6,12, In Primary Form	1.977.176	3.793.810	2.348.576	5.635.130
	390890	Polyamides; N.e.c. In Heading No. 3908, In Primary Forms	216.206	103.350	252.227	172.446
	390910	Amino-resins; Urea And Thiourea Resins, In Primary Forms	8.921	250	95.608	750
	390920	Amino-resins; Melamine Resins, In Primary Forms	860.020	813.792	1.325.065	1.595.162
	390931	Amino-resins; N.e.c. In Heading No. 3909, In Primary Forms, Poly(methylene	67	60.000	365	178.000
	390939	Amino-resins; N.e.c. In Heading No. 3909, In Primary Forms, Other Than Poly	48.408	71.162	70.571	146.680
	390940	Phenolic Resins; In Primary Forms	25.730	37.542	137.904	174.091
	390950	Polyurethanes; In Primary Forms	374.909	420.615	1.691.098	2.164.776
	391000	Silicones; In Primary Forms	77.155	31.509	338.578	276.453
	391110	Petroleum Resins, Coumarone, Indene Or Coumarone-indene Resins And Po	5.900	4.978	38.462	59.947
	391190	Polysulphides, Polysulphones And Similar Products Of Chemical Synthesis N.	210.397	171.690	293.252	592.763
	391220	Cellulose Nitrates (including Collodions); In Primary Forms		4		14
	391231	Cellulose Ethers; Carboxymethylcellulose And Its Salts, In Primary Forms	33.860	44.006	231.191	248.102
	391239	Cellulose Ethers; (other Than Carboxymethylcellulose And Its Salts), In Prima	10.026	24.360	28.600	89.135
	391290	Cellulose And Its Chemical Derivatives; N.e.c. In Item No. 3912, In Primary Fo	4.311	3.459	37.600	21.708
	391310	Polymers, Natural; Alginic Acid, Its Salts And Esters, In Primary Forms	67	500	225	2.222
	391390	Polymers, Natural And Modified Natural; In Primary Forms (excluding Alginic	12.092	70.721	7.002	46.120
	391400	Ion-exchangers; Based On Polymers Of Heading No. 3901 To 3913, In Primar	25	401	75	1.456
	391510	Ethylene Polymers; Waste, Parings And Scrap	204.000	53.600	221.085	36.449
	391530	Vinyl Chloride Polymers; Waste, Parings And Scrap	1		1	
	391590	Plastics N.e.c. In Heading No. 3915; Waste, Parings And Scrap	311.685	814.127	106.488	493.620
	391610	Ethylene Polymers; Monofilament, Of Which Any Cross-sectional Dimension	235.478	541.733	944.700	2.323.444
	391620	Vinyl Chloride Polymers; Monofilament, Of Which Any Cross-sectional Dime	16.654	16.974	104.992	116.706
	391690	Plastics; Monofilament, Of Plastics N.e.c. In Heading No. 3916, Cross-section	5.929.472	7.214.070	11.952.419	16.816.605
	391710	Plastics; Artificial Guts (sausage Casings) Of Hardened Protein Or Of Cellulos	1.866	2.958	61.468	91.616
	391721	Plastics; Tubes, Pipes And Hoses Thereof, Rigid, Of Polymers Of Ethylene	67.744	80.432	476.527	298.267
	391722	Plastics; Tubes, Pipes And Hoses Thereof, Rigid, Of Polymers Of Propylene	5.451.945	4.293.687	18.989.583	16.392.054
	391723	Plastics; Tubes, Pipes And Hoses Thereof, Rigid, Of Polymers Of Vinyl Chloric	14.873	12.719	9.415	18.510
	391729	Plastics; Tubes, Pipes And Hoses Thereof, Rigid, Of Plastics N.e.c. In Heading	167.291	337.556	830.973	1.414.298
	391731	Plastics; Tubes, Pipes And Hoses Thereof, Flexible, Having A Minimum Burst	3.577	608	6.325	19.129
	391732	Plastics; Tubes, Pipes And Hoses Thereof, Other Than Those Of Item No. 391	58.575	141.415	935.163	1.806.013
	391733	Plastics; Tubes, Pipes And Hoses Thereof, Other Than Those Of Item No. 391	151.661	176.004	1.577.094	1.838.545
	391739	Plastics; Tubes, Pipes And Hoses Thereof, N.e.c. In Item No. 3917.30	98.530	139.836	1.449.634	2.224.548
	391740	Plastics; Tube, Pipe And Hose Fittings (e.g. Joints, Elbows, Flanges)	110.926	493.461	1.838.732	3.329.118
	391810	Floor, Wall Or Ceiling Coverings; Of Polymers Of Vinyl Chloride, Whether Or	24.477	1.584	13.203	8.058
	391890	Floor, Wall Or Ceiling Coverings; Of Plastics (excluding Polymers Of Vinyl Chl	44		363	
	391910	Plastics; Plates, Sheets, Film, Foil, Tape, Strip, Other Flat Shapes Thereof, Sel	7.158.959	6.418.825	29.773.737	28.675.961
	391990	Plastics; Plates, Sheets, Film, Foil, Tape, Strip, Other Flat Shapes Thereof, Sel	1.823.455	790.377	11.233.711	5.535.348
	392010	Plastics; Plates, Sheets, Film, Foil And Strip (not Self-adhesive), Of Polymers	45.360.919	45.472.624	66.771.518	83.910.584
	392020	Plastics; Of Polymers Of Propylene, Plates, Sheets, Film, Foil And Strip (not S	52.230.133	52.169.726	104.680.440	119.874.121
	392030	Plastics; Of Polymers Of Styrene, Plates, Sheets, Film, Foil And Strip (not Self	1.826.446	1.616.577	4.765.027	6.330.942
	392043	Plastics; Polymers Of Vinyl Chloride, Containing By Weight Not Less Than 6%	663.757	1.243.129	1.976.247	3.282.771
	392049	Plastics; Polymers Of Vinyl Chloride, Containing By Weight, Less Than 6% Of	156.258	134.362	337.194	245.260
	392051	Plastics; Of Acrylic Polymers, Polymethyl Methacrylate, Plates, Sheets, Film,	42.222	52.069	391.543	547.923
	392059	Plastics; Of Acrylic Polymers (excluding Polymethyl Methacrylate), Plates, Sh	17.277	446	53.287	2.042
	392061	Plastics; Plates, Sheets, Film, Foil And Strip (not Self-adhesive), Of Polycarbo	4.269.362	4.647.216	16.821.595	20.350.621
	392062	Plastics; Plates, Sheets, Film, Foil And Strip (not Self-adhesive), Of Poly(ethyl	4.765.055	4.588.251	11.209.554	13.303.122
	392069	Plastics; Plates, Sheets, Film, Foil And Strip (not Self-adhesive), Of Polyesters	949.852	910.924	2.925.834	2.798.332
	392071	Plastics; Plates, Sheets, Film, Foil And Strip (not Self-adhesive), Of Regenerated Cellulose; Non		2		2

https://jabar.bps.go.id

Tabel 2. Ekspor Provinsi Asal Barang Dirinci Menurut Kode HS6 Digit, 2020—2021

Provinsi Asal	Kode HS 6	Deskripsi HS 6 Digit	Berat Bersih (Kg)		Nilai FOB (US$)	
			2020	2021	2020	2021
(1)	(2)	(3)	(4)	(5)	(6)	(7)
Jawa Barat						
	392079	Plastics; Plates, Sheets, Film, Foil And Strip (not Self-adhesive), Of Cellulose I	90	121	177	101
	392091	Plastics; Plates, Sheets, Film, Foil And Strip (not Self-adhesive), Of Poly(vinyl	8.536	33.487	96.936	190.471
	392092	Plastics; Plates, Sheets, Film, Foil And Strip (not Self-adhesive), Of Polyamide	8.215.676	7.906.340	26.568.436	28.696.543
	392094	Plastics; Plates, Sheets, Film, Foil And Strip (not Self-adhesive), Of Phenolic R	12		0	
	392099	Plastics; Plates, Sheets, Film, Foil And Strip (not Self-adhesive), Of Plastics N.	279.639	110.735	1.313.255	386.931
	392111	Plastics; Plates, Sheets, Film, Foil And Strip, Of Polymers Of Styrene, Cellular	286.162	549.628	938.275	2.340.277
	392112	Plastics; Plates, Sheets, Film, Foil And Strip, Of Polymers Of Vinyl Chloride, C	308.753	254.603	1.130.805	1.058.019
	392113	Plastics; Plates, Sheets, Film, Foil And Strip, Of Polyurethanes, Cellular	370.776	615.927	2.301.396	5.270.297
	392119	Plastics; Plates, Sheets, Film, Foil And Strip, Of Plastics N.e.c. In Heading No.	10.157.931	12.035.520	34.759.074	42.186.385
	392190	Plastics; Plates, Sheets, Film, Foil And Strip, Other Than Cellular	20.399.050	21.281.311	60.506.816	65.636.146
	392210	Plastics; Baths, Shower-baths, Sinks And Wash-basins	8.129	9.299	25.634	30.060
	392220	Plastics; Lavatory Seats And Covers	4		30	
	392290	Plastics; Bidets, Lavatory Pans, Flushing Cisterns And Similar Sanitary Ware N	9.966	7.753	31.087	25.109
	392310	Plastics; Boxes, Cases, Crates And Similar Articles For The Conveyance Or Pa	3.525.325	4.842.327	18.825.560	26.013.251
	392321	Ethylene Polymers; Sacks And Bags (including Cones), For The Conveyance C	12.309.084	11.644.409	28.432.700	28.566.437
	392329	Plastics; Sacks And Bags (including Cones), For The Conveyance Or Packing C	890.469	1.810.936	2.226.480	3.177.203
	392330	Plastics; Carboys, Bottles, Flasks And Similar Articles, For The Conveyance Or	1.106.449	1.368.564	2.701.245	3.136.527
	392340	Plastics; Spools, Cops, Bobbins And Similar Supports, For The Conveyance Or	197.110	385.872	515.338	949.696
	392350	Plastics; Stoppers, Lids, Caps And Other Closures, For The Conveyance Or Pa	1.411.003	1.264.988	7.548.020	7.095.037
	392390	Plastics; Articles For The Conveyance Or Packing Of Goods N.e.c. In Heading	2.280.807	1.874.778	6.740.983	8.195.848
	392410	Plastics; Tableware And Kitchenware	300.058	564.818	1.059.485	3.224.666
	392490	Plastics; Household Articles And Hygienic Or Toilet Articles	1.954.743	2.289.673	6.525.873	6.940.864
	392510	Plastics; Builders' Ware, Reservoirs, Tanks, Vats And Similar Containers Of A	22.263	37.869	178.331	261.266
	392520	Plastics; Builders' Ware, Doors, Windows And Their Frames And Thresholds	12		8	
	392530	Plastics; Builders' Ware, Shutters, Blinds (including Venetian Blinds) And Sim	362.962	397.400	4.760.303	4.778.660
	392590	Plastics; Builders' Ware, N.e.c. Or Included In Heading No. 3925	267.619	190.030	1.246.558	896.130
	392610	Plastics; Office Or School Supplies	354.669	370.567	914.369	1.012.702
	392620	Plastics; Articles Of Apparel And Clothing Accessories (including Gloves, Mitt	1.112.284	814.498	9.363.251	7.323.060
	392630	Plastics; Fittings For Furniture, Coachwork Or The Like	169.073	170.567	1.722.595	2.364.436
	392640	Plastics; Statuettes And Other Ornamental Articles	179.835	121.056	521.460	386.330
	392690	Plastics; Other Articles N.e.c. In Chapter 39	7.268.586	8.646.318	42.728.733	54.960.254
	400110	Rubber; Natural Rubber Latex, Whether Or Not Pre-vulcanised, In Primary Fo	973.557	976.941	2.317.274	2.480.320
	400121	Rubber; Natural (excluding Latex), In Smoked Sheets	3.553.452	2.910.656	5.022.956	5.913.109
	400122	Rubber; Technically Specified Natural Rubber (tsnr), In Primary Forms Or In I	141.120		167.328	
	400129	Rubber; Natural (excluding Latex, Technically Specified Natural Rubber And S	1.459	7.197	49.460	258.330
	400130	Balata, Gutta-percha, Guayule, Chicle And Similar Natural Gums; In Primary	46	109	138	572
	400211	Rubber; Synthetic, Styrene-butadiene Rubber (sbr) And Carboxylated Styren	86.153	142.000	45.551	148.562
	400219	Rubber; Synthetic, Styrene-butadiene Rubber (sbr) And Carboxylated Styren	133.243	43.650	292.433	352.025
	400220	Rubber; Synthetic, Butadiene Rubber (br), In Primary Forms Or In Plates, She	12.189	1.050	20.839	38.903
	400231	Rubber; Synthetic, Isobutene-isoprene (butyl) Rubber (iir), In Primary Forms	25.920		83.592	
	400239	Rubber; Synthetic, Halo-isobutene-isoprene Rubber (ciir Or Biir), In Primary I	218	6	6.813	7
	400251	Rubber; Synthetic, Acrylonitrile-butadiene Rubber (nbr), Latex, In Primary Fo	1	10.000	9	82.500
	400259	Rubber; Synthetic, Acrylonitrile-butadiene Rubber (nbr), (other Than Latex), In Primary Forms		22.826		132.039
	400260	Rubber; Synthetic, Isoprene Rubber (ir), In Primary Forms Or In Plates, Sheet	38	1.969	1.148	45.374
	400270	Rubber; Synthetic, Ethylene-propylene-non-conjugated Diene Rubber (epdm	13.518	8.597	41.747	26.933
	400280	Rubber; Mixtures Of Natural And Synthetic Rubbers Of Heading No. 4001 Ar	135	114	1.092	2.079
	400291	Rubber; Synthetic, N.e.c. In Heading 4002, Latex, In Primary Forms Or In Plat	10.000	45.840	13.450	76.359
	400299	Rubber; Synthetic, N.e.c. In Heading 4002, (other Than Latex), In Primary Fo	55	1.117	50.038	4.544
	400300	Rubber; Reclaimed Rubber, In Primary Forms Or In Plates, Sheets Or Strip	2.730.797	3.708.924	2.784.854	3.809.770
	400400	Rubber; Waste, Parings And Scrap Of Rubber (other Than Hard Rubber) And Powders And Gra		171.007		56.464
	400510	Rubber; Unvulcanised, Compounded With Carbon Black Or Silica, In Primary	15.156.652	21.499.599	38.059.361	57.180.737
	400591	Rubber; Unvulcanised, (compounded Other Than With Carbon Black Or Silica	281.336	3.415	491.179	67.855
	400599	Rubber; Unvulcanised, (compounded Other Than With Carbon Black Or Silica	5.504.033	894.183	10.768.656	1.748.838
	400690	Rubber; Unvulcanised, Other Than Camel Back Strips For Retreading Rubber	535	3.921	10.184	91.081
	400700	Rubber; Vulcanised, Thread And Cord	734.170	2.065.284	2.570.843	9.954.835
	400811	Rubber; Vulcanised (other Than Hard Rubber), In Plates, Sheets And Strip Of	451	14	4.565	1.531
	400819	Rubber; Vulcanised (other Than Hard Rubber), Cellular Rubber, (other Than	20.106	21.799	171.405	193.576
	400821	Rubber; Vulcanised (other Than Hard Rubber), In Plates, Sheets And Strip, O	37.466	83.621	36.589	99.185
	400829	Rubber; Vulcanised (other Than Hard Rubber), Non-cellular Rubber, In Form	1.294	14.813	23.773	30.724
	400911	Rubber; Vulcanised (other Than Hard Rubber), Tubing, Piping And Hoses, No	170.276	227.326	1.323.745	1.624.069

https://www.bps.go.id

Tabel 2. Ekspor Provinsi Asal Barang Dirinci Menurut Kode HS6 Digit, 2020—2021

Provinsi Asal	Kode HS 6	Deskripsi HS 6 Digit	Berat Bersih (Kg)		Nilai FOB (US$)	
			2020	2021	2020	2021
(1)	(2)	(3)	(4)	(5)	(6)	(7)
Jawa Barat						
	400912	Rubber; Vulcanised (other Than Hard Rubber), Tubing, Piping And Hoses, Nc	15.197	24.054	166.273	610.645
	400921	Rubber; Vulcanised (other Than Hard Rubber), Tubing, Piping And Hoses, Re	1.766	5.253	38.201	92.694
	400922	Rubber; Vulcanised (other Than Hard Rubber), Tubing, Piping And Hoses, Re	127.002	212.796	1.074.993	1.751.165
	400931	Rubber; Vulcanised (other Than Hard Rubber), Tubing, Piping And Hoses, Re	370.631	586.404	6.078.510	8.121.636
	400932	Rubber; Vulcanised (other Than Hard Rubber), Tubing, Piping And Hoses, Re	547	3.179	18.070	193.907
	400941	Rubber; Vulcanised (other Than Hard Rubber), Tubing, Piping And Hoses, Re	53.541	69.475	1.276.500	1.713.935
	400942	Rubber; Vulcanised (other Than Hard Rubber), Tubing, Piping And Hoses, Re	9.473	6.697	186.067	122.285
	401011	Rubber; Vulcanised, Conveyor Belts Or Belting, Reinforced Only With Metal	16	204	794	3.452
	401012	Rubber; Vulcanised, Conveyor Belts Or Belting, Reinforced Only With Textile	118	7.594	1.942	62.839
	401019	Rubber; Vulcanised, Conveyor Belts Or Belting, (reinforced With Other Than	282	1.779	6.015	50.165
	401031	Rubber; Vulcanised, Endless Transmission Belts Of Trapezoidal Cross-section	2.152.109	2.633.873	24.349.981	28.794.371
	401032	Rubber; Vulcanised, Endless Transmission Belts Of Trapezoidal Cross-section	123.623	195.109	1.924.099	3.006.321
	401033	Rubber; Vulcanised, Endless Transmission Belts Of Trapezoidal Cross-section	335	6.207	4.061	107.055
	401034	Rubber; Vulcanised, Endless Transmission Belts Of Trapezoidal Cross-section	23.605	37.811	207.807	451.060
	401035	Rubber; Vulcanised, Endless Synchronous Belts, Of An Outside Circumference Exceeding 60 Cı		2.062		17.711
	401039	Rubber; Vulcanised, Conveyor Or Transmission Belts Or Belting, N.e.c. In Hea	213.625	283.382	2.392.824	3.070.752
	401110	Rubber; New Pneumatic Tyres, Of A Kind Used On Motor Cars (including Sta	263.505.524	290.392.443	822.981.344	983.622.189
	401120	Rubber; New Pneumatic Tyres, Of A Kind Used On Buses Or Lorries	8.641.533	9.795.081	27.568.502	32.044.576
	401130	Rubber; New Pneumatic Tyres, Of A Kind Used On Aircraft	1.792		165.101	
	401140	Rubber; New Pneumatic Tyres, Of A Kind Used On Motorcycles	20.492.571	26.741.149	78.169.490	103.484.661
	401150	Rubber; New Pneumatic Tyres, Of A Kind Used On Bicycles	7.728.807	10.194.719	72.106.514	99.139.211
	401170	Rubber; New Pneumatic Tyres, Of A Kind Used On Agricultural Or Forestry V	639.521	924.506	2.417.111	3.253.516
	401180	Rubber; New Pneumatic Tyres, Of A Kind Used On Construction, Mining Or I	4.722.783	6.138.826	15.202.582	19.136.953
	401190	Rubber; New Pneumatic Tyres, Of A Kind Used On Light Commercial Vehicle:	1.540.581	1.804.911	4.677.909	5.532.870
	401212	Retreaded Tyres; Of A Kind Used On Motor Buses Or Lorries	5		5	
	401219	Retreaded Tyres; Other Than Of A Kind Used On Motor Cars (including Station Wagons And Ra		13		52
	401220	Rubber; Used Pneumatic Tyres	32	1.699	185	7.042
	401290	Rubber; Tyres N.e.c. In Heading No. 4012	1.736.697	1.824.325	7.533.443	7.192.161
	401310	Rubber; Inner Tubes, Of A Kind Used On Motorcars (including Station Wagor	355.007	148.116	1.144.013	563.153
	401320	Rubber; Inner Tubes, Of A Kind Used On Bicycles	39.283	96.990	171.640	354.766
	401390	Rubber; Inner Tubes, N.e.c. In Heading No. 4013	492.010	500.040	1.523.766	1.538.241
	401490	Rubber; Vulcanised (other Than Hard Rubber), Hygienic Or Pharmaceutical A	3.672	5.445	61.136	102.022
	401519	Rubber; Vulcanised (other Than Hard Rubber), Gloves, Mittens And Mitts Ot	4.285.304	3.745.036	35.842.510	52.342.758
	401590	Rubber; Vulcanised (other Than Hard Rubber), Articles Of Apparel And Cloth	11.010	7.575	58.254	66.592
	401610	Rubber; Vulcanised (other Than Hard Rubber), Moulded Rubber Mats And M	80	5.179	1.463	409.737
	401691	Rubber; Vulcanised (other Than Hard Rubber), Floor Coverings And Mats, Of	2.222.051	3.081.173	3.093.303	4.315.725
	401692	Rubber; Vulcanised (other Than Hard Rubber), Erasers, Of Non-cellular Rubb	980	416	14.711	22.893
	401693	Rubber; Vulcanised (other Than Hard Rubber), Gaskets, Washers And Other	1.589.371	1.947.859	32.572.151	44.557.310
	401694	Rubber; Vulcanised (other Than Hard Rubber), Boat Or Dock Fenders, Wheth	42.581	16.687	86.504	43.934
	401695	Rubber; Vulcanised (other Than Hard Rubber), Inflatable Articles (other Thar	25.338	24.336	194.603	214.224
	401699	Rubber; Vulcanised (other Than Hard Rubber), Articles N.e.c. In Heading No.	2.224.348	2.906.942	37.436.271	41.555.520
	401700	Rubber; Ebonite And Other Hard Rubbers In All Forms, Including Waste And	7.603	51.754	37.870	199.074
	410441	Tanned Or Crust Hides And Skins; Bovine Or Equine, Without Hair On, In The Dry State (crust),		10.201		224.477
	410449	Tanned Or Crust Hides And Skins; Bovine Or Equine, Without Hair On, In The	13.824	35.088	279.565	608.609
	410622	Tanned Or Crust Hides And Skins; Of Goats Or Kids, Without Hair On, Whether Or Not Split, Bu		100		340
	410640	Tanned Or Crust Hides And Skins; Of Reptiles, Whether Or Not Split, But Not	1.324	1.513	354.316	231.140
	410711	Leather; Further Prepared After Tanning Or Crusting, Including Parchment-d	3.699	1.722	57.385	25.725
	410712	Leather; Further Prepared After Tanning Or Crusting, Including Parchment-d	1.189.287	1.050.458	20.506.348	20.773.296
	410719	Leather; Further Prepared After Tanning Or Crusting, Including Parchment-d	145.790	134.373	1.622.997	2.189.809
	410791	Leather; Further Prepared After Tanning Or Crusting, Including Parchment-d	2.058	2.823	42.745	64.881
	410792	Leather; Further Prepared After Tanning Or Crusting, Including Parchment-d	40.198	53.084	798.166	1.000.400
	410799	Leather; Further Prepared After Tanning Or Crusting, Incl. Parchment-dresse	1.826.251	2.115.214	2.809.419	1.463.638
	411200	Leather; Further Prepared After Tanning Or Crusting, Including Parchment D	45.807	108.533	4.443.178	11.417.535
	411310	Leather; Further Prepared After Tanning Or Crusting, Including Parchment-d	82.752	84.462	2.862.592	2.889.328
	411330	Leather; Further Prepared After Tanning Or Crusting, Including Parchment-d	2.647	2.799	1.924.509	997.677
	411390	Leather; Further Prepared After Tanning Or Crusting, Including Parchment-dressed Leather, O		1.449		1.421.003
	411420	Leather; Patent Leather And Laminated Patent Leather; Metallised Leather	86	12	2.288	44
	411510	Leather; Composition Leather With A Basis Of Leather Or Leather Fibre, In Sl	110.770	102.192	2.387.653	2.144.006
	420100	Saddlery And Harness; For Any Animal (including Traces, Leads, Knee Pads, M	24.491	31.973	4.056.774	2.570.071
	420211	Cases And Containers; Trunks, Suit-cases, Vanity-cases, Executive-cases, Brie	428.045	131.358	2.517.061	1.223.848

https://www.bps.go.id

Tabel 2. Ekspor Provinsi Asal Barang Dirinci Menurut Kode HS6 Digit, 2020—2021

Provinsi Asal	Kode HS 6	Deskripsi HS 6 Digit	Berat Bersih (Kg)		Nilai FOB (US$)	
			2020	2021	2020	2021
(1)	(2)	(3)	(4)	(5)	(6)	(7)
Jawa Barat						
	420212	Cases And Containers; Trunks, Suit-cases, Vanity-cases, Executive-cases, Brie	95.647	346.110	497.861	1.833.035
	420219	Cases And Containers; Trunks, Suit-cases, Vanity-cases, Executive-cases, Brie	37.458	823	105.630	9.770
	420221	Cases And Containers; Handbags (whether Or Not With Shoulder Strap And	1.943.291	2.498.833	68.600.754	88.102.789
	420222	Cases And Containers; Handbags (whether Or Not With Shoulder Strap And	4.334.410	6.873.252	81.599.657	129.620.492
	420229	Cases And Containers; Handbags (whether Or Not With Shoulder Strap And	10.962	10.999	120.475	8.098.990
	420231	Cases And Containers; Of A Kind Normally Carried In The Pocket Or In The H	312	98	5.506	244
	420232	Cases And Containers; Of A Kind Normally Carried In The Pocket Or In The H	63.870	126.952	1.326.540	2.174.954
	420239	Cases And Containers; Of A Kind Normally Carried In The Pocket Or In The H	22.193	5.915	312.251	245.865
	420291	Cases And Containers; N.e.c. In Heading 4202, With Outer Surface Of Leathe	640	525	19.677	1.309
	420292	Cases And Containers; N.e.c. In Heading 4202, With Outer Surface Of Sheeti	2.859.672	2.972.787	51.762.881	60.914.360
	420299	Cases And Containers; N.e.c. In Heading 4202, Of Vulcanised Fibre Or Of Pap	219.504	95.964	2.410.933	974.314
	420310	Apparel; Articles Of Apparel, Of Leather Or Of Composition Leather	584	249.768	30.142	7.271.274
	420321	Clothing Accessories; Gloves, Mittens And Mitts, Specially Designed For Use	208.354	319.648	16.007.537	27.226.781
	420329	Clothing Accessories; Gloves, Mittens And Mitts, N.e.c. In Heading No. 4203,	44.120	40.800	3.097.054	2.803.127
	420330	Clothing Accessories; Belts And Bandoliers, Of Leather Or Of Composition Le	921	265	4.597	8.004
	420340	Clothing Accessories; Of Leather Or Of Composition Leather, N.e.c. In Headir	458	3	3.918	4
	420500	Leather Articles; N.e.c. In Chapter 42, Of Leather Or Composition Leather	6.593	54.345	765.345	1.268.168
	430310	Furskin Articles; Apparel And Clothing Accessories	85	8	640	7
	430390	Furskin Articles; Other Than Apparel And Clothing Accessories	10.277	31.114	126.516	357.934
	430400	Fur, Artificial; Articles Thereof		1.161		37.922
	440111	Wood; For Fuel, In Logs, In Billets, In Twigs, In Faggots Or Similar Forms, Wh	30.680	12.277	39.418	124.708
	440112	Wood; For Fuel, In Logs, In Billets, In Twigs, In Faggots Or Similar Forms, Whether Or Not Aggl		14.382		9.707
	440121	Wood; For Fuel, In Chips Or Particles, Coniferous, Whether Or Not Agglomerated		4.050		247
	440122	Wood; For Fuel, In Chips Or Particles, Non-coniferous, Whether Or Not Aggl	20.034	27.015	2.500	3.377
	440131	Wood; For Fuel, Sawdust And Wood Waste And Scrap, Agglomerated In Log	4.442.574	4.270.443	507.273	442.262
	440139	Wood; For Fuel, Sawdust And Wood Waste And Scrap, Agglomerated In Log	151.138	83.392	9.219	8.409
	440210	Wood; Charcoal Of Bamboo (including Shell Or Nut Charcoal), Whether Or N	897	1.011	3.663	4.333
	440290	Wood; Charcoal Of Wood Other Than Bamboo (including Shell Or Nut Charc	35.680.554	39.263.010	39.389.128	45.717.114
	440349	Wood, Tropical; Other Than Dark Red Meranti, Light Red Meranti And Meranti Bakau, In The		25		625
	440420	Wood; Non-coniferous, Split Poles, Piles, Pickets, Stakes, Pointed But Not Sa	52.850	170.914	18.498	65.410
	440500	Wood; Wood Wool And Wood Flour	113.400	9	25.291	143
	440711	Wood; Coniferous Species, Of Pine (pinus Spp.), Sawn Or Chipped Lengthwis	1.429.646	78.889	1.482.358	109.771
	440719	Wood; Coniferous Species, Other Than Of Pine (pinus Spp.) Or Fir (abies Spp	194.404	308.514	1.382.955	1.784.608
	440721	Wood, Tropical; As Specified In Subheading Note 2 To This Chapter, Mahoga	1.155	24.782	3.287	10.867
	440722	Wood, Tropical; Virola, Imbuia And Balsa, Sawn Or Chipped Lengthwise, Slic	60.893		144.558	
	440725	Wood, Tropical; Dark Red Meranti, Light Red Meranti And Meranti Bakau, Sa	69.270	21.525	57.363	16.976
	440729	Wood, Tropical, N.e.c. In Item No. 4407.2, Sawn Or Chipped Lengthwise, Slic	147.649	133.951	156.279	193.004
	440791	Wood; Oak (quercus Spp.), Sawn Or Chipped Lengthwise, Sliced Or Peeled,	799	2.173	3.720	10.067
	440799	Wood; Sawn Or Chipped Lengthwise, Sliced Or Peeled, Of A Thickness Excee	97.306	93.142	689.744	691.884
	440810	Wood; Coniferous, Sheets For Veneering (including Those Obtained By Slicin	2.934.736	2.692.350	13.052.626	12.629.067
	440839	Wood, Of Tropical Wood; As In Subheading Note 2 To This Chapter, N.e.c. In	488.890	826.502	1.396.802	1.875.264
	440890	Wood; N.e.c. In Heading No. 4408, Sheets For Veneer Or Plywood, Other W	193	12.569	826	103.026
	440910	Wood; Coniferous (including Unassembled Strips And Friezes For Parquet Fl	184.788	260.030	748.618	1.145.415
	440922	Wood; Tropical (including Unassembled Strips And Friezes For Parquet Floor	3.746.026	5.326.225	4.338.747	5.432.737
	440929	Wood; Non-coniferous, Other Than Bamboo Or Tropical Wood, (including U	786.256	1.279.385	2.030.057	2.508.882
	441112	Medium Density Fibreboard (mdf), Of A Thickness Not Exceeding 5 Mm	155	2.409	357	3.753
	441113	Medium Density Fibreboard (mdf), Of A Thickness Exceeding 5 Mm But Not	1.101	4.733	2.557	11.669
	441114	Medium Density Fibreboard (mdf), Of A Thickness Exceeding 9 Mm	3.203	2.342	15.306	12.803
	441192	Fibreboard (other Than Mdf) Of A Density Exceeding 0.8g/cm3, Of Wood Or	25.000	25.640	48.452	64.444
	441210	Plywood, Veneered Panels And Similar Laminated Wood; Of Bamboo	30.373	41.342	283.129	396.377
	441231	Plywood; Consisting Only Of Sheets Of Wood (not Bamboo), Each Ply 6mm	19.954.796	25.080.157	22.280.424	32.657.461
	441233	Plywood; With Sheets Of Wood Only; Not Bamboo; Each Ply 6mm Or Less,	10.627.428	10.918.866	10.495.775	11.975.724
	441234	Plywood; Consisting Only Of Sheets Of Wood (not Bamboo), Each Ply 6mm Or Thinner, With		24		1
	441239	Plywood; Consisting Only Of Sheets Of Wood (not Bamboo), Each Ply 6mm	81.558	23.562	119.978	71.551
	441299	Plywood, Veneered Panels And Similar Laminated Wood (other Than Blockb	34.986	21.460	15.173	47.383
	441300	Wood; Densified Wood, In Blocks, Plates, Strips Or Profile Shapes	2		5	
	441510	Wood; Cases, Boxes, Crates, Drums, Similar Packings And Cable-drums	844.414	811.939	744.903	770.486
	441520	Wood; Pallets, Box Pallets And Other Load Boards; Pallet Collars	101.491	133.360	78.197	123.391
	441700	Wood; Tools, Tool Bodies, Tool Handles, Broom Or Brush Bodies And Handle	910.224	1.085.916	2.326.020	2.633.735
	441873	Wood; Assembled Flooring Panels, Of Bamboo Or With At Least The Top Lay	7.775		11.671	

https://jabar.bps.go.id

Tabel 2. Ekspor Provinsi Asal Barang Dirinci Menurut Kode HS6 Digit, 2020—2021

Provinsi Asal	Kode HS 6	Deskripsi HS 6 Digit	Berat Bersih (Kg)		Nilai FOB (US$)	
			2020	2021	2020	2021
(1)	(2)	(3)	(4)	(5)	(6)	(7)
Jawa Barat						
	441879	Wood; Assembled Flooring Panels, N.e.c In Headings 4418.73, 4418.74 Or 4	16.629		33.727	
	441891	Wood; Builders' Joinery And Carpentry Of Wood N.e.c. In Heading No. 4418, Of Bamboo		20.020		13.430
	441899	Wood; Builders' Joinery And Carpentry Of Wood N.e.c. In Heading No. 4418,	1.123.070	1.067.484	2.069.028	1.688.850
	441911	Tableware And Kitchenware, Of Wood; Of Bamboo, Bread Boards, Chopping	6.727	7	40.307	54
	441912	Tableware And Kitchenware, Of Wood; Of Bamboo, Chopsticks	12.175	18.145	64.524	96.627
	441919	Tableware And Kitchenware, Of Wood; Of Bamboo, N.e.c. In Heading 4419	27.585	755	33.348	5.973
	441990	Tableware And Kitchenware, Of Wood; Not Of Bamboo	280.457	496.907	810.796	1.255.680
	442090	Wood; Marquetry And Inlaid Wood, Caskets And Cases For Jewellery Or Cutl	770.548	1.012.372	1.424.605	1.791.586
	442110	Wood; Clothes Hangers	1.483	475	8.756	10.427
	442191	Wood; Of Bamboo, Articles N.e.c. In Heading No. 4414 To 4420 (excluding Clothes Hangers)		132		2.034
	442199	Wood; Not Of Bamboo, Articles N.e.c. In Heading No. 4414 To 4420 (excludi	83.808.690	74.461.918	46.614.570	47.373.005
	450310	Cork; Corks And Stoppers, Of Natural Cork		2		80
	450410	Cork; Blocks, Plates, Sheets And Strip, Tiles Of Any Shape, Solid Cylinders (including Discs), Of		44		51
	460121	Plaiting Materials, Plaits And Similar Products Of Plaiting Materials; Mats, M	30.775	32.770	25.467	23.991
	460122	Plaiting Materials, Plaits And Similar Products Of Plaiting Materials; Mats, M	127.908	33.795	192.924	107.495
	460129	Plaiting Materials, Plaits And Similar Products Of Plaiting Materials; Mats, M	8.996	4.411	27.516	23.535
	460192	Plaiting Materials, Plaits And Similar Products Of Plaiting Materials; (not Mat	4.812	8.186	29.003	38.432
	460193	Plaiting Materials, Plaits And Similar Products Of Plaiting Materials; (not Mat	297.915	181.747	1.099.431	1.356.963
	460194	Plaiting Materials, Plaits And Similar Products Of Plaiting Materials; (not Mat	517	222	3.272	1.002
	460199	Plaiting Materials, Plaits And Similar Products Of Plaiting Materials; Products	4.776	1.651	22.647	2.977
	460211	Basketwork, Wickerwork And Other Articles; Of Bamboo, Made Directly To S	114.147	242.207	694.365	1.184.028
	460212	Basketwork, Wickerwork And Other Articles; Of Rattan, Made Directly To Sh	9.611.707	9.878.258	38.575.721	41.049.527
	460219	Basketwork, Wickerwork And Other Articles; Of Vegetable Materials (not Ba	70.553	323.704	675.032	1.875.321
	460290	Basketwork, Wickerwork And Other Articles; Of Non-vegetable Materials, M	69.848	30.018	327.790	171.800
	470610	Pulp; Cotton Linters Pulp		2		1
	470620	Pulp; Of Fibres Derived From Recovered (waste And Scrap) Paper Or Paperb	1.356.032	10.195.519	525.622	4.713.624
	470630	Pulp; Of Bamboo	12		403	
	470691	Pulp; Of Fibrous Cellulosic Material, Other Than Of Bamboo Or Fibres Derive	533.729	338.525	1.868.957	1.070.428
	470710	Paper Or Paperboard; Waste And Scrap, Of Unbleached Kraft Paper Or Pape	295.089	138.655	47.602	17.500
	470730	Paper Or Paperboard; Waste And Scrap, Paper Or Paperboard Made Mainly	8	3	62	28
	470790	Paper Or Paperboard; Waste And Scrap, Of Paper Or Paperboard N.e.c. In H	2.297.994	2.481.694	762.660	249.442
	480100	Newsprint; Made Of Fibres Obtained Essentially By A Chemi-mechanical Pro	21.112.161	18.475.610	9.685.708	10.153.335
	480220	Uncoated Paper And Paperboard (not 4801 Or 4803); Of A Kind Used As A B	15.687		23.473	
	480254	Uncoated Paper And Paperboard (not 4801 Or 4803); Printing, Writing Or Gr	765.665	592.327	1.149.765	815.823
	480255	Uncoated Paper And Paperboard (not 4801 Or 4803); Printing, Writing Or Gr	92.282.537	114.845.889	52.219.544	78.076.510
	480256	Uncoated Paper And Paperboard (not 4801 Or 4803); Printing, Writing Or Gr	128.367.698	155.168.452	100.986.064	116.945.904
	480257	Uncoated Paper And Paperboard (not 4801 Or 4803); Printing, Writing Or Gr	92.591.902	99.986.303	58.154.455	70.057.509
	480258	Uncoated Paper And Paperboard (not 4801 Or 4803); Printing, Writing Or Gr	42.003.300	45.763.157	32.942.439	37.775.616
	480261	Uncoated Paper And Paperboard (not 4801 Or 4803); Over 10% By Weight C	12.971		66.044	
	480262	Uncoated Paper And Paperboard (not 4801 Or 4803); Over 10% By Weight C	53.469	12.349	113.594	31.969
	480300	Tissue, Towel, Napkin Stock Or Similar; For Household Or Sanitary Use, Cellu	32.326.808	34.398.555	33.384.071	37.015.178
	480411	Kraft Paper And Paperboard; Kraftliner, Uncoated, Unbleached, In Rolls Or S	40		20	
	480429	Kraft Paper And Paperboard; Sack Kraft Paper, Uncoated, Bleached, In Rolls	86.604	13.688	93.416	19.605
	480439	Kraft Paper And Paperboard; Uncoated, Bleached, Weight 150g/m2 Or Less,	22.029	614.904	11.629	434.374
	480442	Kraft Paper And Paperboard; Uncoated, Weight Between 150 And 225g/m2,	1.819	56.324	960	42.676
	480511	Paper And Paperboard; Uncoated, Semi-chemical Fluting Paper, Rolls Or She	58.227.972	4.667.480	17.095.958	1.881.643
	480512	Paper And Paperboard; Uncoated, Straw Fluting Paper, Rolls Or Sheets	47.685	49.915	111.200	86.562
	480519	Paper And Paperboard; Uncoated, Fluting Paper Other Than Semi-chemical	630.895.585	539.571.003	224.305.944	257.527.803
	480524	Paper & Paperboard; Uncoated, Testliner (recycled Linerboard), Weight 150	100.418.218	20.434.254	36.273.804	9.429.925
	480525	Paper & Paperboard; Uncoated, Testliner (recycled Linerboard), Weight Ove	4.555.890	2.096.711	2.021.594	973.443
	480550	Paper And Paperboard; Felt Paper And Paperboard, Uncoated, In Rolls Or Sh	35.035.389	41.530.491	17.610.430	25.226.157
	480591	Paper And Paperboard; Uncoated, Weight 150g/m2 Or Less, In Rolls Or Shee	1.580		2.630	
	480592	Paper And Paperboard; Uncoated, Weight More Than 150g/m2 But Less Tha	795.002	815.436	409.675	445.131
	480593	Paper And Paperboard; Uncoated, Weight 225/m2 Or More, In Rolls Or Shee	7.569.585	13.316.340	2.622.384	6.157.065
	480620	Paper; Greaseproof Papers, In Rolls Or Sheets	686.344	721.250	1.084.363	1.217.255
	480640	Paper; Glassine And Other Glazed Transparent Or Translucent Papers, In Rol	392.997	398.496	646.989	552.947
	480890	Paper And Paperboard; Other Than Corrugated (with Or Without Glued Flat	44.089	79.785	46.681	88.222
	480920	Paper; Self-copy Paper, Whether Or Not Printed, In Rolls Or Sheets	31.782.682	34.015.345	42.179.912	46.563.581
	480990	Paper; Carbon Paper And Other Copying Or Transfer Papers (including Coate	62.186		77.399	
	481013	Paper And Paperboard; Coated With Kaolin Or Other Inorganic Substances, I	19.677.512	22.371.325	28.514.980	34.241.166

https://www.bps.go.id

Tabel 2. Ekspor Provinsi Asal Barang Dirinci Menurut Kode HS6 Digit, 2020—2021

Provinsi Asal	Kode HS 6	Deskripsi HS 6 Digit	Berat Bersih (Kg)		Nilai FOB (US$)	
			2020	2021	2020	2021
(1)	(2)	(3)	(4)	(5)	(6)	(7)
Jawa Barat						
	481019	Paper And Paperboard; Coated With Kaolin Or Other Inorganic Substances, I	19.844.135	26.004.907	24.681.072	35.772.844
	481029	Paper And Paperboard; Coated With Kaolin Or Other Inorganic Substances C	62.923.716	86.075.125	44.359.573	75.227.566
	481092	Paper And Paperboard; Multi-ply, Coated With Kaolin Or Other Inorganic Su	5.389.496	5.529.965	2.796.806	3.457.976
	481141	Paper And Paperboard; Self-adhesive, In Rolls Or Sheets, Other Than Goods	8.363.497	9.877.379	17.518.128	21.041.395
	481151	Paper And Paperboard; Coated, Impregnated Or Covered With Plastics (excl	18	8.738	18	16.149
	481159	Paper And Paperboard; Coated, Impregnated Or Covered With Plastics (excl	142.667	207.319	299.372	434.574
	481190	Paper, Paperboard, Cellulose Wadding And Webs Of Soft Cellulose Fibres; C	459.286	245.522	1.007.823	472.081
	481310	Paper, Cigarette; In The Form Of Booklets Or Tubes	44.087	62.010	958.999	2.878.129
	481320	Paper, Cigarette; In Rolls Of A Width Not Exceeding 5cm	9.402.915	9.374.600	17.390.729	17.192.731
	481390	Paper, Cigarette; (other Than In Rolls Of A Width Not Exceeding 5cm, Or In E	1.600.542	2.673.367	2.678.247	4.279.342
	481490	Wallpaper And Similar Wall Coverings And Window Transparencies Of Paper; N.e.c. In Headin		1.230		2.609
	481620	Paper; Self-copy Paper (other Than Those Of Heading No. 4809), Whether O	15.224.701	16.206.361	20.686.697	22.762.711
	481690	Paper; Carbon Paper And Other Copying Or Transfer Papers (other Than Those Of Heading Nc		24		770
	481710	Paper And Paperboard; Envelopes		60		585
	481810	Paper Articles; Toilet Paper	9.706.776	9.688.452	15.909.276	13.654.026
	481820	Paper Articles; Handkerchiefs, Cleansing Or Facial Tissues And Towels	25.702.398	32.488.699	40.216.957	48.013.359
	481830	Paper Articles; Tablecloths And Serviettes, Of Paper, Cellulose Wadding Or F	140.027	119.579	249.502	205.350
	481890	Paper Articles; Articles Of Paper, Cellulose Wadding Or Fibres, N.e.c. In Heac	21.856	7.379	70.521	16.822
	481910	Paper And Paperboard; Cartons, Boxes And Cases, Of Corrugated Paper Or F	730.081	796.062	1.191.974	2.054.067
	481920	Paper And Paperboard; Folding Cartons, Boxes And Cases, Of Non-corrugate	10.326.019	13.257.586	13.960.245	18.497.553
	481930	Paper And Paperboard; Sacks And Bags Of Paper, Paperboard, Cellulose Wa	1.074.999	1.275.407	1.948.590	2.358.329
	481940	Paper And Paperboard; Sacks And Bags, Including Cones, Of Paper, Paperbo	10.542.371	13.419.446	26.003.943	32.173.477
	481950	Paper And Paperboard; Packing Containers, Including Record Sleeves, Of Pa	1.831.861	2.867.288	5.403.249	9.030.316
	481960	Paper And Paperboard; Box Files, Letter Trays, Storage Boxes And Similar Ar	37.883	127.780	117.968	203.418
	482010	Paper And Paperboard; Registers, Account Books, Note Books, Order Books,	25.210	6.787	99.042	35.140
	482020	Paper And Paperboard; Exercise Books	38.074	53	52.224	90
	482030	Paper And Paperboard; Binders, Folders And File Covers	640.009	635.863	1.395.397	1.491.044
	482040	Paper And Paperboard; Manifold Business Forms And Interleaved Carbon Se	0	1	1	1
	482050	Paper And Paperboard; Albums For Samples Or For Collections	51	40	240	621
	482090	Paper Or Paperboard; Stationery N.e.c. In Heading No. 4820	4.083	15.386	26.087	51.642
	482110	Paper And Paperboard; Labels Or All Kinds, Printed	672	1.466	9.267	17.942
	482190	Paper And Paperboard; Labels Of All Kinds, Unprinted	4.416	11.622	65.389	105.138
	482210	Paper Pulp, Paper Or Paperboard; Bobbins, Spools, Cops And Similar Suppor	3.213.203	3.607.473	2.913.420	3.988.450
	482290	Paper Pulp, Paper Or Paperboard; Bobbins, Spools, Cops And Similar Suppor	53.686	45.871	43.868	38.915
	482320	Paper And Paperboard; Filter Paper And Paperboard	75.719		157.681	
	482340	Paper And Paperboard; Rolls, Sheets And Dials, Printed For Self-recording Ap	3.700.270	1.698.081	5.674.831	3.002.195
	482369	Paper And Paperboard; Trays, Dishes, Plates, Cups And The Like, Of Paper O	8.853.991	10.552.426	23.783.723	30.791.580
	482370	Paper Pulp; Moulded Or Pressed Articles Or Paper Pulp	42	690	218.000	497
	482390	Paper Pulp, Paper, Paperboard, Cellulose Wadding Or Webs Of Cellulose Fib	11.072.508	12.783.167	15.929.416	27.292.138
	490110	Printed Matter; In Single Sheets, Whether Or Not Folded	1.010	1.724	3.741	6.593
	490191	Printed Matter; Dictionaries, Encyclopaedias And Serial Instalments Thereof		57		590
	490199	Printed Matter; Books, Brochures, Leaflets And Similar Printed Matter N.e.c.	1.145.485	906.975	3.295.872	3.175.394
	490210	Newspapers, Journals And Periodicals; Whether Or Not Illustrated Or Contai	6	22	8	258
	490290	Newspapers, Journals And Periodicals; Whether Or Not Illustrated Or Contai	16	51	51	560
	490300	Printed Matter; Children's Picture, Drawing Or Colouring Books	307.478	99.393	1.282.255	540.527
	490600	Plans And Drawings; For Architectural, Engineering, Industrial, Commercial,	106	577	188.053	282.893
	490700	Unused Postage, Revenue Or Similar Stamps Of Current Or New Issue In The	5.932	581.731	1.499.038	22.318.345
	490810	Printed Matter; Transfers (decalcomanias), Vitrifiable	19.397	80.366	83.005	391.730
	490890	Printed Matter; Transfers (decalcomanias), Other Than Vitrifiable	9.013	3.708	61.325	42.490
	490900	Printed Or Illustrated Postcards; Printed Cards Bearing Personal Greetings, N	212.707	260.610	1.336.374	1.538.104
	491000	Calendars; Printed, Of Any Kind, Including Calendar Blocks	5.306	1.893	24.708	12.218
	491110	Printed Matter; Trade Advertising Material, Commercial Catalogues And The	7.385	2.026	24.088	32.935
	491191	Printed Matter; Pictures, Designs And Photographs, N.e.c. In Item No. 4911.	240	393	4.268	5.065
	491199	Printed Matter; N.e.c. In Heading No. 4911	62.032	98.993	368.122	554.490
	500600	Silk Yarn And Yarn Spun From Silk Waste; Put Up For Retail Sale, And Silk-wc	16.385	35.671	189.255	62.061
	500710	Silk; Woven Fabrics Of Noil Silk	2.012		1.196	
	500720	Silk; Woven Fabrics, Containing 85% Or More By Weight Of Silk Or Of Silk Wa	161	134	148	105
	500790	Silk; Woven Fabrics N.e.c. In Heading No. 5007		1.924		2.623
	510119	Wool; (other Than Shorn), Greasy (including Fleece-washed Wool), Not Carded Or Combed		1		1
	510211	Hair; Fine Animal Hair, Not Carded Or Combed, Of Kashmir (cashmere) Goat	9	1	558	487

https://www.bps.go.id

Tabel 2. Ekspor Provinsi Asal Barang Dirinci Menurut Kode HS6 Digit, 2020—2021

Provinsi Asal	Kode HS 6	Deskripsi HS 6 Digit	Berat Bersih (Kg)		Nilai FOB (US$)	
			2020	2021	2020	2021
(1)	(2)	(3)	(4)	(5)	(6)	(7)
Jawa Barat						
	510510	Wool; Carded		1.027		17.344
	510610	Yarn; Of Carded Wool, Containing 85% Or More By Weight Of Wool, Not Put	64	13	3.089	156
	510620	Yarn; Of Carded Wool, Containing Less Than 85% By Weight Of Wool, Not Put Up For Retail Sa		2		45
	510710	Yarn; Of Combed Wool, Containing 85% Or More By Weight Of Wool, Not Pu	88.330	61.923	634.792	313.284
	510720	Yarn; Of Combed Wool, Containing Less Than 85% By Weight Of Wool, Not Put Up For Retail S		182.017		247.067
	511111	Fabrics, Woven; Of Carded Wool Or Of Carded Fine Animal Hair, Containing	34		30	
	511130	Fabrics, Woven; Of Carded Wool Or Carded Fine Animal Hair, Containing Les	2	45	8	1.200
	511190	Fabrics, Woven; Of Carded Wool Or Carded Fine Animal Hair, Containing Les	19	2	92	20
	511211	Fabrics, Woven; Of Combed Wool Or Combed Fine Animal Hair, Containing 8	234	173	8.088	6.638
	511219	Fabrics, Woven; Of Combed Wool Or Combed Fine Animal Hair, Containing 8	19.828		75.120	
	511220	Fabrics, Woven; Of Combed Wool Or Combed Fine Animal Hair, Containing l	268	73	5.510	2.050
	511230	Fabrics, Woven; Of Combed Wool Or Combed Fine Animal Hair, Containing l	9.651	28	20.170	946
	511290	Fabrics, Woven; Of Combed Wool Or Combed Fine Animal Hair, Containing l	1.465	1.987	17.435	143.261
	520100	Cotton; Not Carded Or Combed	199.544	99.561	275.420	109.745
	520210	Cotton; Yarn Waste (including Thread Waste)		10		11
	520291	Cotton; Garnetted Stock Waste	153.744	912.151	69.661	359.969
	520299	Cotton; Waste Other Than Garnetted Stock And Yarn (including Thread) Was	8.159.546	5.588.278	9.177.733	7.083.891
	520300	Cotton; Carded Or Combed	10.432.155	12.344.399	12.067.891	17.542.998
	520411	Cotton; Sewing Thread, Containing 85% Or More By Weight Of Cotton, Not F	4.961	3.919	39.107	81.818
	520419	Cotton; Sewing Thread, Containing Less Than 85% By Weight Of Cotton, Not	655	45.747	5.467	80.551
	520420	Cotton; Sewing Thread, Put Up For Retail Sale		2		11
	520511	Cotton Yarn; (not Sewing Thread), Single, Of Uncombed Fibres, 85% Or Mor	4.366.579	4.868.120	6.550.629	8.920.899
	520512	Cotton Yarn; (not Sewing Thread), Single, Of Uncombed Fibres, 85% Or Mor	20.119.549	18.370.343	41.841.928	49.038.390
	520513	Cotton Yarn; (not Sewing Thread), Single, Of Uncombed Fibres, 85% Or Mor	11.484.020	8.839.465	27.985.244	30.032.982
	520514	Cotton Yarn; (not Sewing Thread), Single, Of Uncombed Fibres, 85% Or Mor	10.755.012	9.893.107	27.310.561	33.424.291
	520515	Cotton Yarn; (not Sewing Thread), Single, Of Uncombed Fibres, 85% Or Mor	12.822	19.051	37.048	67.266
	520521	Cotton Yarn; (not Sewing Thread), Single, Of Combed Fibres, 85% Or More B	664.279	1.027.286	1.866.250	3.020.026
	520522	Cotton Yarn; (not Sewing Thread), Single, Of Combed Fibres, 85% Or More B	5.026.525	5.762.369	13.685.432	23.042.694
	520523	Cotton Yarn; (not Sewing Thread), Single, Of Combed Fibres, 85% Or More B	13.097.762	14.380.035	37.147.422	58.751.147
	520524	Cotton Yarn; (not Sewing Thread), Single, Of Combed Fibres, 85% Or More B	8.915.003	9.264.399	26.749.317	39.352.222
	520526	Cotton Yarn; (not Sewing Thread), Single, Of Combed Fibres, 85% Or More B	160.229	7.299	437.077	45.328
	520527	Cotton Yarn; (not Sewing Thread), Single, Of Combed Fibres, 85% Or More B	100.680	122.980	651.933	837.665
	520528	Cotton Yarn; (not Sewing Thread), Single, Of Combed Fibres, 85% Or More B	14.515	6.705	103.291	61.487
	520532	Cotton Yarn; (not Sewing Thread), Multiple Or Cabled, Of Uncombed Fibres,	196.686	451.069	582.410	1.534.069
	520533	Cotton Yarn; (not Sewing Thread), Multiple Or Cabled, Of Uncombed Fibres,	655.411	652.001	2.234.145	2.596.372
	520534	Cotton Yarn; (not Sewing Thread), Multiple Or Cabled, Of Uncombed Fibres,	128.391	508.801	476.644	2.037.725
	520535	Cotton Yarn; (not Sewing Thread), Multiple Or Cabled, Of Uncombed Fibres,	52.427	48.023	168.553	155.285
	520542	Cotton Yarn; (not Sewing Thread), Multiple Or Cabled, Of Combed Fibres, 85	84.017	15.706	228.136	46.680
	520543	Cotton Yarn; (not Sewing Thread), Multiple Or Cabled, Of Combed Fibres, 85% Or More By W		62.088		258.477
	520544	Cotton Yarn; (not Sewing Thread), Multiple Or Cabled, Of Combed Fibres, 85	692.756	754.921	1.863.953	2.549.407
	520546	Cotton Yarn; (not Sewing Thread), Multiple Or Cabled, Of Combed Fibres, 85% Or More By W		40		443
	520547	Cotton Yarn; (not Sewing Thread), Multiple Or Cabled, Of Combed Fibres, 85	44	20	330	225
	520611	Cotton Yarn; (not Sewing Thread), Single, Of Uncombed Fibres, Less Than 85	4.045.746	5.477.371	3.791.635	5.298.508
	520612	Cotton Yarn; (not Sewing Thread), Single, Of Uncombed Fibres, Less Than 85	1.661.109	4.480.805	2.845.139	10.855.223
	520613	Cotton Yarn; (not Sewing Thread), Single, Of Uncombed Fibres, Less Than 85	48.412	832.831	235.114	2.528.685
	520614	Cotton Yarn; (not Sewing Thread), Single, Of Uncombed Fibres, Less Than 85	522.790	337.889	1.384.770	1.220.994
	520621	Cotton Yarn; (not Sewing Thread), Single, Of Combed Fibres, Less Than 85%	2.090.291	2.394.246	1.852.707	2.260.807
	520622	Cotton Yarn; (not Sewing Thread), Single, Of Combed Fibres, Less Than 85%	5.769.278	4.457.501	13.009.120	13.299.650
	520623	Cotton Yarn; (not Sewing Thread), Single, Of Combed Fibres, Less Than 85%	10.142.058	12.596.958	25.248.048	41.079.493
	520624	Cotton Yarn; (not Sewing Thread), Single, Of Combed Fibres, Less Than 85%	1.758.932	5.400.504	5.001.538	20.613.468
	520625	Cotton Yarn; (not Sewing Thread), Single, Of Combed Fibres, Less Than 85%	8.058	188.124	53.968	772.820
	520631	Cotton Yarn; (not Sewing Thread), Multiple Or Cabled, Of Uncombed Fibres, Less Than 85% By		40.746		123.983
	520632	Cotton Yarn; (not Sewing Thread), Multiple Or Cabled, Of Uncombed Fibres,	2.555	689	9.260	2.685
	520641	Cotton Yarn; (not Sewing Thread), Multiple Or Cabled, Of Combed Fibres, Le	8.568		23.019	
	520642	Cotton Yarn; (not Sewing Thread), Multiple Or Cabled, Of Combed Fibres, Le	59.077	60.087	191.473	260.138
	520643	Cotton Yarn; (not Sewing Thread), Multiple Or Cabled, Of Combed Fibres, Le	222.773	281.320	594.092	970.635
	520644	Cotton Yarn; (not Sewing Thread), Multiple Or Cabled, Of Combed Fibres, Le	14.538	27.386	59.446	108.195
	520710	Cotton Yarn; (not Sewing Thread), Containing 85% Or More By Weight Of Co	2.236		3.123	
	520790	Cotton Yarn; (not Sewing Thread), Containing Less Than 85% By Weight Of C	269.718	48.012	535.320	76.161
	520811	Fabrics, Woven; Containing 85% Or More By Weight Of Cotton, Unbleached,	376.913	290.061	2.505.892	2.070.167

https://jabar.bps.go.id

Tabel 2. Ekspor Provinsi Asal Barang Dirinci Menurut Kode HS6 Digit, 2020—2021

Provinsi Asal	Kode HS 6	Deskripsi HS 6 Digit	Berat Bersih (Kg)		Nilai FOB (US$)	
			2020	2021	2020	2021
(1)	(2)	(3)	(4)	(5)	(6)	(7)
Jawa Barat						
	520812	Fabrics, Woven; Containing 85% Or More By Weight Of Cotton, Unbleached,	2.905.738	2.032.718	13.063.537	11.630.763
	520813	Fabrics, Woven; Containing 85% Or More By Weight Of Cotton, Unbleached,	287.008	435.764	1.338.795	1.880.422
	520819	Fabrics, Woven; Containing 85% Or More By Weight Of Cotton, Unbleached,	195.746	141.619	1.244.691	877.558
	520821	Fabrics, Woven; Containing 85% Or More By Weight Of Cotton, Bleached, Pl	127.734	5.141	1.892.088	92.861
	520822	Fabrics, Woven; Containing 85% Or More By Weight Of Cotton, Bleached, Pl	292.180	112.305	2.898.378	1.066.948
	520823	Fabrics, Woven; Containing 85% Or More By Weight Of Cotton, Bleached, 3-	919	12.267	8.233	109.086
	520829	Fabrics, Woven; Containing 85% Or More By Weight Of Cotton, Bleached, Of	5.697	4.925	86.151	38.404
	520831	Fabrics, Woven; Containing 85% Or More By Weight Of Cotton, Dyed, Plain \	990	2.005	7.826	22.877
	520832	Fabrics, Woven; Containing 85% Or More By Weight Of Cotton, Dyed, Plain \	278.224	357.851	2.209.020	3.245.611
	520839	Fabrics, Woven; Containing 85% Or More By Weight Of Cotton, Dyed, Of We	105.715	96.718	1.340.206	1.125.656
	520841	Fabrics, Woven; Containing 85% Or More By Weight Of Cotton, Of Yarns Of I	2		6	
	520842	Fabrics, Woven; Containing 85% Or More By Weight Of Cotton, Of Yarns Of I	50.446	10	350.821	47
	520843	Fabrics, Woven; Containing 85% Or More By Weight Of Cotton, Of Yarns Of I	946	0	13.433	6
	520849	Fabrics, Woven; Containing 85% Or More By Weight Of Cotton, Of Yarns Of I	753	12	7.379	8
	520851	Fabrics, Woven; Containing 85% Or More By Weight Of Cotton, Printed, Plai	41.055	64.328	529.138	991.306
	520852	Fabrics, Woven; Containing 85% Or More By Weight Of Cotton, Printed, Plai	316.026	522.352	3.350.732	4.910.690
	520859	Fabrics, Woven; Containing 85% Or More By Weight Of Cotton, Printed, Of \	74.589	65.636	507.200	309.281
	520911	Fabrics, Woven; Containing 85% Or More By Weight Of Cotton, Unbleached,	664.518	994.966	6.349.482	9.355.358
	520912	Fabrics, Woven; Containing 85% Or More By Weight Of Cotton, Unbleached,	368.905	298.741	1.441.942	1.268.307
	520919	Fabrics, Woven; Containing 85% Or More By Weight Of Cotton, Unbleached,	52.297	14.261	162.844	61.540
	520921	Fabrics, Woven; Containing 85% Or More By Weight Of Cotton, Bleached, Pl	2.877		8.413	
	520922	Fabrics, Woven; Containing 85% Or More By Weight Of Cotton, Bleached, 3-	85.635	102.889	1.059.659	1.146.776
	520929	Fabrics, Woven; Containing 85% Or More By Weight Of Cotton, Bleached, Of	31.122	88.788	167.039	599.974
	520931	Fabrics, Woven; Containing 85% Or More By Weight Of Cotton, Dyed, Plain \	1.455	1.495	14.935	15.090
	520932	Fabrics, Woven; Containing 85% Or More By Weight Of Cotton, Dyed, 3-thre	138.143	50.011	1.049.098	391.665
	520939	Fabrics, Woven; Containing 85% Or More By Weight Of Cotton, Dyed, Of We	140.016	83.269	1.491.134	886.949
	520942	Fabrics, Woven; Containing 85% Or More By Weight Of Cotton, Of Yarns Of I	251.878	179.091	1.503.166	1.173.907
	520943	Fabrics, Woven; Containing 85% Or More By Weight Of Cotton, Of Yarns Of I	14.932		117.500	
	520949	Fabrics, Woven; Containing 85% Or More By Weight Of Cotton, Of Yarns Of I	10.776	7.323	57.339	43.088
	520951	Fabrics, Woven; Containing 85% Or More By Weight Of Cotton, Printed, Plai	37.338		266.401	
	520959	Fabrics, Woven; Containing 85% Or More By Weight Of Cotton, Printed, Of \	577		4.264	
	521011	Fabrics, Woven; Containing Less Than 85% By Weight Of Cotton, Mixed Mai	1.444.391	2.428.965	6.477.890	11.036.700
	521019	Fabrics, Woven; Containing Less Than 85% By Weight Of Cotton, Mixed Mai	423.579	506.273	1.392.048	1.925.452
	521021	Fabrics, Woven; Containing Less Than 85% By Weight Of Cotton, Mixed Mai	273.660	204.140	2.543.485	1.965.899
	521029	Fabrics, Woven; Containing Less Than 85% By Weight Of Cotton, Mixed Mai	106.545	72.237	1.282.068	853.447
	521031	Fabrics, Woven; Containing Less Than 85% By Weight Of Cotton, Mixed Mai	102.541	58.758	815.992	484.882
	521032	Fabrics, Woven; Containing Less Than 85% By Weight Of Cotton, Mixed Mai	18.412	53.552	188.470	442.357
	521039	Fabrics, Woven; Containing Less Than 85% By Weight Of Cotton, Mixed Mai	147.367	93.949	1.716.621	1.085.040
	521041	Fabrics, Woven; Containing Less Than 85% By Weight Of Cotton, Mixed Mai	5.112	35	79.867	347
	521049	Fabrics, Woven; Containing Less Than 85% By Weight Of Cotton, Mixed Mai	59.844	74.281	444.761	575.800
	521051	Fabrics, Woven; Containing Less Than 85% By Weight Of Cotton, Mixed Mai	26.950	31.500	327.656	378.939
	521059	Fabrics, Woven; Containing Less Than 85% By Weight Of Cotton, Mixed Mai	15	4	11	139
	521111	Fabrics, Woven; Containing Less Than 85% By Weight Of Cotton, Mixed Mai	224.795	224.588	1.976.523	1.944.773
	521112	Fabrics, Woven; Containing Less Than 85% By Weight Of Cotton, Mixed Mai	157.452	130.058	688.666	663.005
	521119	Fabrics, Woven; Containing Less Than 85% By Weight Of Cotton, Mixed Mai	45.399	1.480	212.203	9.078
	521120	Fabrics, Woven; Containing Less Than 85% By Weight Of Cotton, Mixed Mai	101.712	56.399	350.101	225.150
	521131	Fabrics, Woven; Containing Less Than 85% By Weight Of Cotton, Mixed Mai	1		2	
	521132	Fabrics, Woven; Containing Less Than 85% By Weight Of Cotton, Mixed Mai	6.536	11.197	44.342	75.245
	521139	Fabrics, Woven; Containing Less Than 85% By Weight Of Cotton, Mixed Mai	35	331	376	1.950
	521141	Fabrics, Woven; Containing Less Than 85% By Weight Of Cotton, Mixed Mai	1.815	420	15.354	3.309
	521142	Fabrics, Woven; Containing Less Than 85% By Weight Of Cotton, Mixed Mai	3	3.132	14	23.069
	521149	Fabrics, Woven; Containing Less Than 85% By Weight Of Cotton, Mixed Mai	260	229	2.322	2.060
	521151	Fabrics, Woven; Containing Less Than 85% By Weight Of Cotton, Mixed Mainly Or Solely With		40		483
	521152	Fabrics, Woven; Containing Less Than 85% By Weight Of Cotton, Mixed Mai	3		4	
	521159	Fabrics, Woven; Containing Less Than 85% By Weight Of Cotton, Mixed Mai	63	7	1.710	237
	521211	Fabrics, Woven; Of Cotton, Unbleached, Weighing Not More Than 200g/m2,	42	1.157	156	4.820
	521212	Fabrics, Woven; Of Cotton, Bleached, Weighing Not More Than 200g/m2, N.e.c. In Chapter 52		8		12
	521214	Fabrics, Woven; Of Cotton, Of Yarns Of Different Colours, Weighing Not Mor	1		21	
	521215	Fabrics, Woven; Of Cotton, Printed, Weighing Not More Than 200g/m2, N.e.	1.160	2.712	18.340	52.925
	521221	Fabrics, Woven; Of Cotton, Unbleached, Weighing More Than 200g/m2, N.e	8		31	

Tabel 2. Ekspor Provinsi Asal Barang Dirinci Menurut Kode HS6 Digit, 2020—2021

Provinsi Asal	Kode HS 6	Deskripsi HS 6 Digit	Berat Bersih (Kg)		Nilai FOB (US$)	
			2020	2021	2020	2021
(1)	(2)	(3)	(4)	(5)	(6)	(7)
Jawa Barat						
	521222	Fabrics, Woven; Of Cotton, Bleached, Weighing More Than 200g/m2, N.e.c.	3.301		2.923	
	530390	Jute And Other Textile Bast Fibres; Processed But Not Spun, Tow And Waste	71.778	34	5.505	119
	530500	Coconut, Abaca (manila Hemp Or Musa Textilis Nee), Ramie And Other Vege	3.615.044	5.697.054	741.622	1.277.305
	530610	Yarn; Of Flax, Single	9.450		32.348	
	530620	Yarn; Of Flax, Multiple (folded) Or Cabled	10		8	
	530710	Yarn; Of Jute Or Of Other Textile Bast Fibres, Single	15.381	24.627	41.364	89.953
	530720	Yarn; Of Jute Or Of Other Textile Bast Fibres, Multiple (folded) Or Cabled	115.524	978	368.784	2.823
	530890	Yarn; Of Vegetable Textile Fibres N.e.c. In Heading No. 5306, 5307 And 5308	30.232		84.264	
	530911	Fabrics, Woven; Of Flax, Containing 85% Or More Flax, Unbleached Or Bleac	2.667		1.683	
	530919	Fabrics, Woven; Of Flax, Containing 85% Or More Flax, Other Than Bleached	2.185	381	2.522	382
	530921	Fabrics, Woven; Of Flax, Containing Less Than 85% Flax, Unbleached Or Blea	168		122	
	530929	Fabrics, Woven; Of Flax, Containing Less Than 85% Flax, Other Than Unblea	554	7.742	17.836	85.145
	531010	Fabrics, Woven; Of Jute Or Of Other Textile Bast Fibres Of Heading No. 5303, Unbleached		0		4
	531100	Fabrics, Woven; Of Vegetable Textile Fibres N.e.c. In Heading No. 5309 And	196	355	2.135	3.028
	540110	Sewing Thread; Of Synthetic Filaments, Whether Or Not Put Up For Retail Sa	446.125	446.156	3.858.311	3.747.317
	540120	Sewing Thread; Of Artificial Filaments, Whether Or Not Put Up For Retail Sal	12	35	67	217
	540211	Yarn, Synthetic; Filament, Monofilament (less Than 67 Decitex), Of High Ten	720		19.554	
	540219	Yarn, Synthetic; Filament, Monofilament (less Than 67 Decitex), Of High Ten	6.864.380	7.285.879	25.728.845	32.363.417
	540220	Yarn, Synthetic; Filament, Monofilament (less Than 67 Decitex), Of High Ten	17.490.851	24.966.306	24.632.033	35.953.336
	540231	Yarn, Synthetic; Filament, Monofilament (less Than 67 Decitex), Textured, O	76.570	35.722	378.654	142.826
	540233	Yarn, Synthetic; Filament, Monofilament (less Than 67 Decitex), Textured, O	36.163.655	36.622.043	48.200.233	58.582.801
	540234	Yarn, Synthetic; Filament, Monofilament (less Than 67 Decitex), Textured, O	4.976	35.106	21.554	88.195
	540239	Yarn, Synthetic; Filament, Monofilament (less Than 67 Decitex), Textured, O	599	2	5.603	1
	540244	Yarn, Synthetic; Filament, Monofilament (less Than 67 Decitex), Other Than High Tenacity Or		414		1.156
	540245	Yarn, Synthetic; Filament, Monofilament (less Than 67 Decitex), Of Nylon Or	1.284.813	1.637.600	5.470.988	7.055.450
	540246	Yarn, Synthetic; Filament, Monofilament (less Than 67 Decitex), Of Polyester	9.661.564	11.252.566	7.460.922	12.357.158
	540247	Yarn, Synthetic; Filament, Monofilament (less Than 67 Decitex), Polyesters (	8.967.927	11.627.468	11.164.051	16.856.352
	540248	Yarn, Synthetic; Filament, Monofilament (less Than 67 Decitex), Of Polyprop	1.078		3.741	
	540249	Yarn, Synthetic; Filament, Monofilament (less Than 67 Decitex), Other Than	5.714	766	124.299	9.712
	540251	Yarn, Synthetic; Filament, Monofilament (less Than 67 Decitex), Of Nylon Or	552	1.009	3.202	13.851
	540252	Yarn, Synthetic; Filament, Monofilament (less Than 67 Decitex), Of Polyester	898.435	736.931	2.040.463	1.909.209
	540261	Yarn, Synthetic; Filament, Monofilament (less Than 67 Decitex), Of Nylon Or	28.360	30.767	182.901	212.554
	540262	Yarn, Synthetic; Filament, Monofilament (less Than 67 Decitex), Of Polyester	72.824	66.541	249.401	144.141
	540263	Yarn, Synthetic; Filament, Monofilament (less Than 67 Decitex), Of Polypropylene, Other Thar		322		1.111
	540269	Yarn, Synthetic; Filament, Monofilament (less Than 67 Decitex), Other Than	71.906	446	121.163	2.844
	540310	Yarn, Artificial; Filament, Monofilament (less Than 67 Decitex), Of High Tena	1	44.860	0	71.839
	540331	Yarn, Artificial; Filament, Monofilament (less Than 67 Decitex), Of Viscose Ra	2	10.642	147	103.303
	540332	Yarn, Artificial; Filament, Monofilament (less Than 67 Decitex), Of Viscose Ra	28.574		111.841	
	540333	Yarn, Artificial; Filament, Monofilament (less Than 67 Decitex), Of Cellulose Acetate, Single, N		0		18
	540339	Yarn, Artificial; Filament, Monofilament (less Than 67 Decitex), Single, N.e.c.	450	286	22.824	15.229
	540341	Yarn, Artificial; Filament, Monofilament (less Than 67 Decitex), Of Viscose Rayon (not High Te		38.565		125.774
	540342	Yarn, Artificial; Filament, Monofilament (less Than 67 Decitex), Of Cellulose Acetate, Multiple		0		16
	540349	Yarn, Artificial; Filament, Monofilament (less Than 67 Decitex), Multiple (fol	497	187	1.022	1.106
	540411	Elastomeric Monofilament; Of 67 Decitex Or More And Of Which No Cross-s	90		328	
	540419	Monofilament N.e.c. In Heading No 5404; Of 67 Decitex Or More And Of Wh	980.474	1.232.182	1.795.606	2.359.366
	540490	Filament, Synthetic; Strip And The Like (e.g.. Artificial Straw), Of Synthetic Te	462.536	690.869	1.505.226	1.692.500
	540600	Man-made Filament Yarn (other Than Sewing Thread), Put Up For Retail Sale	6		21	
	540710	Fabrics, Woven; From High Tenacity Yarn, Of Nylon, Other Polyamides Or Of	7.146.829	7.756.065	55.668.961	65.618.398
	540720	Fabrics, Woven; From Strip Or The Like, Of Synthetic Textile Materials		890		7.170
	540730	Fabrics, Woven; From Synthetic Filament Yarn, Adhesive Or Thermal Bonde	3.941	35	18.017	23
	540741	Fabrics, Woven; Containing 85% Or More By Weight Of Filaments Of Nylon	25.216	9.338	99.456	51.160
	540742	Fabrics, Woven; Containing 85% Or More By Weight Of Filaments Of Nylon	58.407	27.780	676.580	308.907
	540744	Fabrics, Woven; Containing 85% Or More By Weight Of Filaments Of Nylon	990	246	94.985	3.378
	540751	Fabrics, Woven; Containing 85% Or More By Weight Of Textured Polyester F	350.493	299.982	1.550.050	1.218.399
	540752	Fabrics, Woven; Containing 85% Or More By Weight Of Textured Polyester F	4.249.792	5.785.107	32.226.325	44.827.004
	540753	Fabrics, Woven; Containing 85% Or More By Weight Of Textured Polyester F	92.981	85.832	450.437	385.232
	540754	Fabrics, Woven; Containing 85% Or More By Weight Of Textured Polyester F	1.399.990	1.535.765	12.963.107	13.673.005
	540761	Fabrics, Woven; Containing 85% Or More By Weight Of Non-textured Polyes	9.034.047	9.177.619	74.727.156	77.456.454
	540769	Fabrics, Woven; Containing Less Than 85% By Weight Of Non-textured Polye	581.001	515.945	3.129.809	2.763.330
	540771	Fabrics, Woven; Containing 85% Or More By Weight Of Synthetic Filaments	494.429	208.932	2.426.509	1.701.921

Tabel 2. Ekspor Provinsi Asal Barang Dirinci Menurut Kode HS6 Digit, 2020—2021

Provinsi Asal	Kode HS 6	Deskripsi HS 6 Digit	Berat Bersih (Kg)		Nilai FOB (US$)	
			2020	2021	2020	2021
(1)	(2)	(3)	(4)	(5)	(6)	(7)
Jawa Barat						
	540772	Fabrics, Woven; Containing 85% Or More By Weight Of Synthetic Filaments	884.944	850.069	7.539.845	7.504.962
	540773	Fabrics, Woven; Containing 85% Or More By Weight Of Synthetic Filaments	6.250.328	7.908.696	37.127.858	50.109.647
	540774	Fabrics, Woven; Containing 85% Or More By Weight Of Synthetic Filaments	177.051	137.211	1.445.916	1.544.344
	540781	Fabrics, Woven; Of Synthetic Filament Yarn, Containing Less Than 85% By W	50.868	21.745	306.244	134.465
	540782	Fabrics, Woven; Of Synthetic Filament Yarn, Containing Less Than 85% By W	3.087	66	21.529	596
	540783	Fabrics, Woven; Of Synthetic Filament Yarn, Containing Less Than 85% By W	19.429	19.280	105.218	102.035
	540784	Fabrics, Woven; Of Synthetic Filament Yarn, Containing Less Than 85% By W	2	157	49	2.508
	540791	Fabrics, Woven; Of Synthetic Filament Yarn, Bleached Or Unbleached, N.e.c.	1.295.342	1.466.611	4.679.434	5.369.035
	540792	Fabrics, Woven; Of Synthetic Filament Yarn, Dyed, N.e.c. In Heading 5407	105	5	1.361	121
	540793	Fabrics, Woven; Of Synthetic Filament Yarn, Of Yarns Of Different Colours, N	251.499	294.455	913.429	1.119.904
	540794	Fabrics, Woven; Of Synthetic Filament Yarn, Printed, N.e.c. In Heading No. 5	128.755	112.156	777.979	610.678
	540810	Fabrics, Woven; Of Viscose Rayon, High Tenacity, Artificial Filament Yarn	2.312	43	2.049	19
	540821	Fabrics, Woven; Of Artificial Filament Yarn, Containing 85% Or More By Weig	192.798	180.821	1.943.629	1.549.046
	540822	Fabrics, Woven; Of Artificial Filament Yarn, Containing 85% Or More By Weig	2	593	88	5.401
	540823	Fabrics, Woven; Containing 85% Or More By Weight Of Artificial Filament, Strip Or The Like, C		7.063		26.873
	540824	Fabrics, Woven; Of Artificial Filament Yarn, Containing 85% Or More By Weig	340	13.246	14.352	181.769
	540833	Fabrics, Woven; Of Artificial Filament Yarn, Of Artificial Monofilament, Strip	3		101	
	540834	Fabrics, Woven; Of Artificial Filament Yarn, Of Artificial Monofilament, Strip And The Like, N.e		380		3.204
	550120	Fibres; Synthetic Filament Tow, Of Polyesters	132.174	218	159.344	2.254
	550130	Fibres; Synthetic Filament Tow, Acrylic Or Modacrylic	17	1.800	586	14.472
	550140	Fibres; Synthetic Filament Tow, Of Polypropylene		2		25
	550190	Fibres; Synthetic Filament Tow, Of Synthetic Materials N.e.c. In Heading No.	1		3	
	550210	Fibres; Artificial Filament Tow Of Cellulose Acetate	101.300	102.851	521.649	463.434
	550311	Fibres; Synthetic Staple Fibres, Of Aramids, Not Carded, Combed Or Otherwise Processed For		4.825		63.683
	550320	Fibres; Synthetic Staple Fibres, Of Polyesters, Not Carded, Combed Or Other	166.783.897	166.819.167	134.935.148	175.752.922
	550330	Fibres; Synthetic Staple Fibres, Acrylic Or Modacrylic, Not Carded, Combed C	586.476	434.034	530.176	515.500
	550340	Fibres; Synthetic Staple Fibres, Of Polypropylene, Not Carded, Combed Or O	45		142	
	550390	Fibres; Synthetic Staple Fibres, Of Synthetic Materials N.e.c. In Heading No.	6.372	41	13.710	75
	550410	Fibres; Artificial Staple Fibres, Of Viscose, Not Carded, Combed Or Otherwise	211.300.044	265.781.916	280.314.209	525.986.755
	550490	Fibres; Artificial Staple Fibres, Other Than Of Viscose, Not Carded, Combed C	230		9.934	
	550510	Fibres; Waste (including Noils, Yarn Waste And Garnetted Stock), Of Synthet	3.117.206	2.718.696	2.573.704	2.563.751
	550520	Fibres; Waste (including Noils, Yarn Waste And Garnetted Stock), Of Artificia	1	53.350	2	35.644
	550610	Fibres; Synthetic Staple Fibres, Of Nylon Or Other Polyamides, Carded, Comb	765	181	38.988	14.730
	550620	Fibres; Synthetic Staple Fibres, Of Polyesters, Carded, Combed Or Otherwise	92	2.170	620	9.818
	550630	Fibres; Synthetic Staple Fibres, Acrylic Or Modacrylic, Carded, Combed Or Ot	486		19.664	
	550690	Fibres; Synthetic Staple Fibres, N.e.c. In Heading No. 5506, Carded, Combed	11	683	371	4.929
	550810	Sewing Thread; Of Synthetic Staple Fibres, Whether Or Not Put Up For Retai	1.655.555	1.698.972	7.047.977	6.796.324
	550820	Sewing Thread; Of Artificial Staple Fibres, Whether Or Not Put Up For Retail	284	31	2.844	48
	550911	Yarn; (not Sewing Thread), Single, Of Synthetic Staple Fibres, Containing 85%	125.688	18.270	260.435	60.577
	550912	Yarn; (not Sewing Thread), Multiple (folded) Or Cabled Yarn, Of Synthetic Sta	43.383	64.599	205.270	329.381
	550921	Yarn; (not Sewing Thread), Single, Of Synthetic Staple Fibres, Containing 85%	60.933.436	75.470.485	95.629.838	139.222.202
	550922	Yarn; (not Sewing Thread), Multiple (folded) Or Cabled Yarn, Of Synthetic Sta	13.677.412	18.698.917	29.843.778	42.193.955
	550931	Yarn; (not Sewing Thread), Single, Of Synthetic Staple Fibres, Containing 85%	1.321.847	1.632.337	4.061.177	6.299.291
	550932	Yarn; (not Sewing Thread), Multiple (folded) Or Cabled, Of Synthetic Staple F	9.796.116	10.137.403	27.398.331	38.718.472
	550941	Yarn; (not Sewing Thread), Single, Containing 85% Or More By Weight Of Syn	15.671	24.050	84.714	109.370
	550942	Yarn; (not Sewing Thread), Multiple (folded) Or Cabled Yarn, Containing 85%	27.216		40.515	
	550951	Yarn; (not Sewing Thread), Of Polyester Staple Fibres, Mixed Mainly Or Solel	23.789.985	28.882.854	43.330.584	63.416.639
	550952	Yarn; (not Sewing Thread), Of Polyester Staple Fibres, Mixed Mainly Or Solel	1		1	
	550953	Yarn; (not Sewing Thread), Of Polyester Staple Fibres, Mixed Mainly Or Solel	15.353.319	21.191.317	32.040.058	51.410.730
	550959	Yarn; (not Sewing Thread), Of Polyester Staple Fibres, Mixed Mainly Or Solel	341.533	493.991	532.354	997.499
	550961	Yarn; (not Sewing Thread), Of Acrylic Or Modacrylic Staple Fibres, Mixed Ma	157.481	150.265	1.344.569	1.251.449
	550962	Yarn; (not Sewing Thread), Of Acrylic Or Modacrylic Staple Fibres, Mixed Ma	96.783	897.186	473.434	3.836.779
	550969	Yarn; (not Sewing Thread), Of Acrylic Or Modacrylic Staple Fibres, Mixed Ma	1.743.653	1.993.908	8.961.277	10.611.327
	550992	Yarn; (not Sewing Thread), Of Synthetic Staple Fibres, Mixed Mainly Or Solel	167		325	
	551011	Yarn; (not Sewing Thread), Single, Of Artificial Staple Fibres, Containing 85%	47.290.611	47.943.714	98.348.541	131.993.262
	551012	Yarn; (not Sewing Thread), Multiple (folded) Or Cabled Yarn, Of Artificial Sta	5.498.844	5.979.279	13.542.679	17.649.589
	551020	Yarn; (not Sewing Thread), Of Artificial Staple Fibres, Mixed Mainly Or Solely	1	8.479	3	25.230
	551030	Yarn; (not Sewing Thread), Of Artificial Staple Fibres, Mixed Mainly Or Solely	1.480.026	546.793	5.588.671	2.116.248
	551090	Yarn; (not Sewing Thread), Of Artificial Staple Fibres, Mixed Mainly Or Solely	316.933	494.511	875.962	1.481.242
	551110	Yarn; (not Sewing Thread), Of Synthetic Staple Fibres, Containing 85% Or Mo	0	2	2	2

https://jabar.bps.go.id

Tabel 2. Ekspor Provinsi Asal Barang Dirinci Menurut Kode HS6 Digit, 2020—2021

Provinsi Asal	Kode HS 6	Deskripsi HS 6 Digit	Berat Bersih (Kg)		Nilai FOB (US$)	
			2020	2021	2020	2021
(1)	(2)	(3)	(4)	(5)	(6)	(7)
Jawa Barat						
	551120	Yarn; (not Sewing Thread), Of Synthetic Staple Fibres, Containing Less Than 85% By Weight Of		91.234		113.061
	551130	Yarn; (not Sewing Thread), Of Artificial Staple Fibres, Put Up For Retail Sale	3	1	7	2
	551211	Fabrics, Woven; Of Synthetic Staple Fibres, Containing 85% Or More By Weig	653.023	880.318	2.257.617	2.888.202
	551219	Fabrics, Woven; Of Synthetic Staple Fibres, Containing 85% Or More By Weig	28.463	27.474	166.427	181.812
	551221	Fabrics, Woven; Of Synthetic Staple Fibres, Containing 85% Or More By Weig	112		491	
	551229	Fabrics, Woven; Of Synthetic Staple Fibres, Containing 85% Or More By Weig	627	2.901	5.124	30.922
	551291	Fabrics, Woven; Of Synthetic Staple Fibres, Containing 85% Or More By Weight Of Such Fibres		1.262		40.035
	551299	Fabrics, Woven; Of Synthetic Staple Fibres, Containing 85% Or More By Weig	4	5.894	421	21.012
	551311	Fabrics, Woven; Plain Weave, Of Polyester Staple Fibres, Containing Less Tha	1.511.038	1.507.537	10.671.839	11.078.251
	551312	Fabrics, Woven; 3-thread Or 4-thread Twill, Of Polyester Staple Fibres, Conta	943.237	578.595	5.861.337	3.767.864
	551313	Fabrics, Woven; Of Polyester Staple Fibres, Containing Less Than 85% By We	141.007	83.264	836.543	653.708
	551319	Fabrics, Woven; Containing Less Than 85% By Weight Of Synthetic Staple Fib	15.336	9	27.302	28
	551321	Fabrics, Woven; Plain Weave, Dyed, Containing Less Than 85% By Weight Of	102.992	106.175	988.368	1.003.478
	551323	Fabrics, Woven; Dyed, Containing Less Than 85% By Weight Of Polyester Sta	70.906	50.692	569.602	407.888
	551329	Fabrics, Woven; Dyed, Containing Less Than 85% By Weight Of Synthetic Staple Fibres (other		3.039		24.205
	551331	Fabrics, Woven; Plain Weave, Of Yarns Of Different Colours, Containing Less	8.222		128.646	
	551339	Fabrics, Woven; Of Yarns Of Different Colours, Containing Less Than 85% Of	24	4.425	599	26.385
	551341	Fabrics, Woven; Plain Weave, Printed, Of Polyester Staple Fibres, Containing Less Than 85% B		1.117		10.341
	551349	Fabrics, Woven; Printed, Containing Less Than 85% By Weight Of Synthetic S	18.779	13.371	136.007	112.346
	551411	Fabrics, Woven; Plain Weave, Unbleached Or Bleached, Containing Less Tha	998.325	1.106.343	2.706.212	3.010.519
	551412	Fabrics, Woven; 3- Or 4-thread Twill, Including Cross Twill, Unbleached Or Bl	1.545.959	1.221.693	7.438.963	6.015.951
	551419	Fabrics, Woven; Unbleached Or Bleached, Containing Less Than 85% By Wei	15.824	2.942	74.167	48.566
	551421	Fabrics, Woven; Plain Weave, Dyed, Containing Less Than 85% By Weight Of	32.890	48.079	314.887	403.438
	551422	Fabrics, Woven; 3- Or 4-thread Twill, Including Cross Twill, Dyed, Containing	111.092	46.872	890.520	385.701
	551423	Fabrics, Woven; Dyed, Containing Less Than 85% By Weight Of Polyester Sta	5	2	61	138
	551429	Fabrics, Woven; Dyed, Containing Less Than 85% By Weight Of Synthetic Sta	343	946	2.778	5.602
	551430	Fabrics, Woven; Of Yarns Of Different Colours, Containing Less Than 85% By	971	569	14.386	4.500
	551511	Fabrics, Woven; Of Polyester Staple Fibres N.e.c. In Chapter 55, Mixed Main	3.852.900	2.301.888	13.784.929	12.366.515
	551512	Fabrics, Woven; Of Polyester Staple Fibres N.e.c. In Chapter 55, Mixed Main	2.959.132	3.996.940	10.429.028	15.371.043
	551513	Fabrics, Woven; Of Polyester Staple Fibres N.e.c. In Chapter 55, Mixed Main	2.005	1.057	51.908	29.214
	551519	Fabrics, Woven; Of Polyester Staple Fibres N.e.c. In Chapter 55, Mixed Main	368.026	161.027	2.326.594	835.014
	551521	Fabrics, Woven; Of Acrylic Or Modacrylic Staple Fibres N.e.c. In Chapter 55,	86		352	
	551591	Fabrics, Woven; Of Synthetic Staple Fibres N.e.c. In Chapter 55, Mixed Main	0		3	
	551599	Fabrics, Woven; Of Synthetic Staple Fibres N.e.c. In Chapter 55, Mixed Main	75	67	2.113	796
	551611	Fabrics, Woven; Unbleached Or Bleached, Containing 85% Or More By Weig	2.223.348	2.650.840	9.199.374	11.296.677
	551612	Fabrics, Woven; Dyed, Containing 85% Or More By Weight Of Artificial Stapl	19.149	9.802	136.003	92.232
	551613	Fabrics, Woven; Of Yarns Of Different Colours, Containing 85% Or More By V	12.908	4.422	168.562	46.020
	551614	Fabrics, Woven; Printed, Containing 85% Or More By Weight Of Artificial Sta	20.057	38.003	315.030	730.899
	551621	Fabrics, Woven; Unbleached Or Bleached, Containing Less Than 85% By Wei	387.555	424.238	1.783.834	2.058.734
	551622	Fabrics, Woven; Dyed, Containing Less Than 85% By Weight Of Artificial Stap	9.688	17.010	73.782	111.557
	551623	Fabrics, Woven; Of Yarns Of Different Colours, Containing Less Than 85% By	27.795	39.322	222.367	292.207
	551624	Fabrics, Woven; Printed, Containing Less Than 85% By Weight Of Artificial St	2.773	7.898	17.620	50.892
	551631	Fabrics, Woven; Unbleached Or Bleached, Containing Less Than 85% By Wei	2.369		18.285	
	551634	Fabrics, Woven; Printed, Containing Less Than 85% By Weight Of Artificial Staple Fibres, Mixe		24.629		99.839
	551641	Fabrics, Woven; Unbleached Or Bleached, Containing Less Than 85% By Wei	21.132	39.623	344.472	582.514
	551642	Fabrics, Woven; Dyed, Containing Less Than 85% By Weight Of Artificial Staple Fibres, Mixed I		4		111
	551643	Fabrics, Woven; Of Yarns Of Different Colours, Containing Less Than 85% By	2.244	361	22.500	2.519
	551691	Fabrics, Woven; Unbleached Or Bleached, Of Artificial Staple Fibres, N.e.c. In	107.876	157.911	524.508	790.588
	551692	Fabrics, Woven; Dyed, Of Artificial Staple Fibres, N.e.c. In Heading No. 5516	4		115	
	551693	Fabrics, Woven; Of Yarns Of Different Colours, Of Artificial Staple Fibres, N.e	299		4.103	
	551694	Fabrics, Woven; Printed, Of Artificial Staple Fibres, N.e.c. In Heading No. 5516		6.445		65.819
	560121	Wadding; Other Articles Thereof, Of Cotton	107.560	29.826	321.910	78.014
	560122	Wadding; Other Articles Thereof, Of Man-made Fibres	30.686	81.684	510.007	986.949
	560130	Wadding; Textile Flock And Dust And Mill Neps	188		862	
	560210	Felt; Needleloom Felt And Stitch-bonded Fibre Fabrics, Whether Or Not Imp	893.032	897.901	3.864.835	3.223.948
	560221	Felt; Of Wool Or Fine Animal Hair (excluding Needleloom Felt Or Stitch-bonc	14	40	1.001	1.673
	560229	Felt; Of Textile Materials Other Than Wool Or Fine Animal Hair (excluding Ne	2	30	3	337
	560290	Felt; Impregnated, Coated, Covered Or Laminated (excluding Needleloom Fe	570.177	324.067	944.359	639.299
	560311	Nonwovens; Whether Or Not Impregnated, Coated, Covered Or Laminated,	268.351		728.593	
	560312	Nonwovens; Whether Or Not Impregnated, Coated, Covered Or Laminated,	1.025.608	1.369.706	3.515.740	4.671.901

https://jabar.bps.go.id

Tabel 2. Ekspor Provinsi Asal Barang Dirinci Menurut Kode HS6 Digit, 2020—2021

Provinsi Asal	Kode HS 6	Deskripsi HS 6 Digit	Berat Bersih (Kg)		Nilai FOB (US$)	
			2020	2021	2020	2021
(1)	(2)	(3)	(4)	(5)	(6)	(7)
Jawa Barat						
	560313	Nonwovens; Whether Or Not Impregnated, Coated, Covered Or Laminated,	18.130	18.494	76.431	57.409
	560314	Nonwovens; Whether Or Not Impregnated, Coated, Covered Or Laminated,	3.645	2.058	49.434	70.544
	560391	Nonwovens; Whether Or Not Impregnated, Coated, Covered Or Laminated,	2.283.339	1.644.427	8.599.741	6.225.081
	560392	Nonwovens; Whether Or Not Impregnated, Coated, Covered Or Laminated,	606.581	122.721	1.669.872	482.898
	560393	Nonwovens; Whether Or Not Impregnated, Coated, Covered Or Laminated,	33.768	59.793	139.660	84.995
	560394	Nonwovens; Whether Or Not Impregnated, Coated, Covered Or Laminated,	14.840	26.370	78.072	123.937
	560410	Rubber Thread And Cord; Textile Covered	7.992	7.629	120.403	68.781
	560490	Yarn; Textile Yarn, Strip, And The Like Of Heading No. 5404 Or 5405, Impreg	9.558	22.788	466.203	954.833
	560500	Yarn; Metallised, Whether Or Not Gimped, Of Textile Yarn, Or Strip Or The L	38.014	20.346	285.537	157.774
	560600	Yarn And Strip And The Like Of Heading No. 5404 Or 5405; Gimped, (other T	91.631	295.514	463.706	895.232
	560721	Twine; Binder Or Baler Twine, Of Sisal Or Other Textile Fibres Of The Genus	3	1	45	30
	560729	Twine, Cordage, Ropes, Cables; Of Sisal Or Other Textile Fibres Of The Genus	296	41	3.777	3.606
	560741	Twine; Binder Or Baler Twine, Of Polyethylene Or Polypropylene	3.929	374	12.946	2.611
	560749	Twine, Cordage, Ropes, Cables; Of Polyethylene Or Polypropylene (excluding	34.529	90.730	51.828	79.525
	560750	Twine, Cordage, Ropes, Cables; Of Synthetic Fibres Other Than Polyethylene	170.166	142.092	1.551.538	1.393.760
	560790	Twine, Cordage, Ropes, Cables; Of Materials N.e.c. In Heading No. 5607, Wh	76.941	57.795	69.863	59.258
	560811	Twine, Cordage Or Rope; Fishing Nets, Made Up, Of Man Made Textile Mate	1.628.126	2.009.066	12.171.395	14.753.418
	560819	Twine, Cordage Or Rope; Knotted Netting, For Other Than Fishing, Of Man-m	43.438	58.904	128.819	198.482
	560890	Twine, Cordage Or Rope; Knotted Netting, Of Other Than Man-made Textile	6.886		6.788	
	560900	Yarn; Articles Of Yarn, Strip Or The Like Of Heading No. 5404 And 5405, Twir	7.999	1.348	31.411	18.745
	570110	Carpets And Other Textile Floor Coverings; Knotted, Of Wool Or Fine Animal	978	11.693	81.519	139.180
	570190	Carpets And Other Textile Floor Coverings; Knotted, Of Textile Materials (oth	25.930	44	34.805	114
	570210	Carpets And Other Textile Floor Coverings; Woven, (not Tufted Or Flocked),	56.320	14.080	81.920	20.480
	570220	Carpets And Other Textile Floor Coverings; Woven, (not Tufted Or Flocked),	1.700	1.476	2.449	2.880
	570232	Carpets And Other Textile Floor Coverings; Woven, (not Tufted Or Flocked),	3.240		15.883	
	570239	Carpets And Other Textile Floor Coverings; Woven, (not Tufted Or Flocked), Of Textile Materia		20.590		35.860
	570241	Carpets And Other Textile Floor Coverings; Woven, (not Tufted Or Flocked),	1.877	1.354	16.761	18.094
	570242	Carpets And Other Textile Floor Coverings; Woven, (not Tufted Or Flocked),	6.150.743	5.974.618	13.867.499	14.777.641
	570249	Carpets And Other Textile Floor Coverings; Woven, (not Tufted Or Flocked),	314		4.479	
	570250	Carpets And Other Textile Floor Coverings; Woven, (not Tufted Or Flocked), Not Of Pile Const		0		17
	570292	Carpets And Other Textile Floor Coverings; Woven, (not Tufted Or Flocked),	2.784	3.375	34.797	39.861
	570299	Carpets And Other Textile Floor Coverings; Woven, (not Tufted Or Flocked),	55		562	
	570310	Carpets And Other Textile Floor Coverings; Tufted, Of Wool Or Fine Animal H	78.628	963	183.745	4.097
	570390	Carpets And Other Textile Floor Coverings; Tufted, Of Textile Materials (othe	12.922	5.311	68.579	27.162
	570490	Carpets And Other Textile Floor Coverings; Of Felt, (not Tufted Or Flocked), I	7.255	9.187	18.906	30.763
	570500	Carpets And Other Textile Floor Coverings; N.e.c. In Chapter 57, Whether Or	488.345	628.533	4.040.169	5.241.497
	580110	Fabrics; Woven Pile, Of Wool Or Fine Animal Hair, Other Than Fabrics Of Hea	2		7	
	580122	Fabrics; Woven Pile, Of Cotton, Cut Corduroy, Other Than Fabrics Of Heading	1	36	1	404
	580127	Fabrics; Woven Pile, Of Cotton, Warp Pile Fabrics, Other Than Fabrics Of Heading No. 5802 Or		10.318		71.359
	580131	Fabrics; Woven Pile, Of Man-made Fibres, Uncut Weft Pile Fabrics, Other Than Fabrics Of Hea		1.628		25.751
	580132	Fabrics; Woven Pile, Of Man-made Fibres, Cut Corduroy, Other Than Fabrics Of Heading No. 5		315		3.345
	580136	Fabrics; Chenille, Of Man-made Fibres, Other Than Fabrics Of Heading No. 5	468	8.010	6.567	55.940
	580137	Fabrics; Woven Pile, Of Man-made Fibres, Warp Pile Fabrics, Other Than Fab	48.524	70.229	1.056.923	1.519.647
	580190	Fabrics; Woven Pile And Chenille, Of Textile Materials N.e.c. In Heading No.	19	2.403	423	55.872
	580230	Fabrics; Tufted Textile Fabrics, Excluding Products Of Heading No. 5703		13.346		60.060
	580300	Gauze; Other Than Narrow Fabrics Of Heading No. 5806	2.404	5	192	19
	580410	Tulles And Other Net Fabrics; Excluding Woven, Knitted Or Crocheted Fabric	102.444	72.374	755.935	561.869
	580421	Lace; Mechanically Made, Of Man-made Fibres In The Piece, In Strips Or In M	245.275	337.920	2.646.649	3.342.601
	580429	Lace; Mechanically Made, Of Textile Materials, (other Than Man-made Fibre	228	41	5.202	546
	580430	Lace; Hand-made, In The Piece, In Strips Or Motifs, (other Than Fabrics Of H	39	20	394	1.948
	580610	Fabrics; Woven Pile (including Terry Towelling And Similar Terry Fabrics) And	7.646	334	94.628	10.265
	580620	Fabrics; Narrow (excluding Pile Fabrics), Containing By Weight 5% Or More C	368.194	598.680	10.091.142	16.855.452
	580631	Fabrics; Narrow Woven Fabrics, N.e.c. In Heading No. 5806, Of Cotton (exclu	28	61	19.982	103
	580632	Fabrics, Narrow Woven Fabrics, N.e.c. In Heading No. 5806, Of Man-made F	91.656	57.632	1.204.464	538.718
	580639	Fabrics; Narrow Woven Fabrics, N.e.c. In Heading No. 5806, Of Textile Mate	506.652	786.991	2.247.883	3.332.203
	580640	Fabrics; Narrow Woven, Consisting Of Warp Without Weft, Assembled By Means Of An Adhes		0		4
	580710	Labels, Badges And Similar Articles; Woven, Of Textile Materials, In The Piec	3.101	3.390	84.739	102.687
	580790	Labels, Badges And Similar Articles; (other Than Woven), Of Textile Material	2.369	6.460	40.441	171.757
	580810	Braids; In The Piece	163	597	8.311	26.826
	580890	Ornamental Trimmings; Tassels, Pompons And Similar Articles; Ornamental	18.058	177	23.056	10.896

https://jabar.bps.go.id

Tabel 2. Ekspor Provinsi Asal Barang Dirinci Menurut Kode HS6 Digit, 2020—2021

Provinsi Asal	Kode HS 6	Deskripsi HS 6 Digit	Berat Bersih (Kg)		Nilai FOB (US$)	
			2020	2021	2020	2021
(1)	(2)	(3)	(4)	(5)	(6)	(7)
Jawa Barat						
	581010	Embroidery; Without Visible Ground, In The Piece, In Strips Or In Motifs	3.344	12.496	114.494	550.903
	581091	Embroidery; With Visible Ground, Of Cotton, In The Piece, In Strips Or In Mo	14.520	5.332	281.632	131.987
	581092	Embroidery; With Visible Ground, Of Man-made Fibres, In The Piece, In Strip	80.313	51.192	1.265.251	1.055.888
	581099	Embroidery; With Visible Ground, Of Textile Materials (other Than Cotton Ar	31.394	28.478	437.809	309.050
	581100	Quilted Textile Products; In The Piece, Composed Of One Or More Layers Of	448	1.795	12.556	29.127
	590110	Textile Fabrics; Coated With Gum Or Amylaceous Substances, Of A Kind Use	2.006	2.946	14.576	15.991
	590190	Textile Fabrics; Coated With Gum Or Amylaceous Substances, Tracing Cloth,	1.244	2.277	20.996	21.527
	590210	Textile Fabrics; Tyrecord Of High Tenacity Yarn Of Nylon Or Other Polyamide	6.464.176	7.838.436	30.717.254	46.394.022
	590220	Textile Fabrics; Tyrecord Of High Tenacity Yarn Of Polyester	8.098.119	12.142.666	20.214.412	32.936.303
	590290	Textile Fabrics; Tyrecord Of High Tenacity Yarn Of Viscose Rayon	4		150	
	590310	Textile Fabrics; Impregnated, Coated, Covered Or Laminated With Poly(vinyl	805.661	1.086.881	3.674.416	5.922.797
	590320	Textile Fabrics; Impregnated, Coated, Covered Or Laminated With Polyureth	40.359	26.496	576.840	430.169
	590390	Textile Fabrics; Impregnated, Coated, Covered Or Laminated With Plastics, (	136.996	109.800	762.068	529.710
	590500	Textile Wall Coverings Of Fabrics Impregnated, Coated, Covered Or Laminated		135		309
	590610	Textile Fabrics, Rubberised; (excluding Those Of Heading No. 5902), Adhesiv	1.720.659	2.030.541	6.541.996	7.500.702
	590691	Textile Fabrics, Rubberised; (excluding Those Of Heading No. 5902 And Adhe	38		388	
	590699	Textile Fabrics, Rubberised; (excluding Those Of Heading No. 5902 And Adhe	885.882	1.038.401	3.529.192	4.141.328
	590700	Textile Fabrics; Otherwise Impregnated, Coated Or Covered, Painted Canvas	1.729	14	11.521	100
	590800	Textile Wicks, Woven, Plaited Or Knitted; For Lamps, Stoves, Lighters, Candl	180	4	1.464	46
	590900	Textile Hosepiping And Similar Textile Tubing; With Or Without Lining, Armour Or Accessories		7		5
	591000	Textiles; Transmission Or Conveyor Belts Or Belting, Of Textile Material, Whe	552	958	14.353	22.377
	591110	Textile Fabric, Felt & Felt-lined Woven Fabrics, Coated/covered/laminated W	777	572	1.195	4.447
	591120	Textile Products And Articles For Technical Uses; Bolting Cloth, Whether Or I	43.029	48.743	2.922.042	3.031.146
	591190	Textile Products And Articles For Technical Uses; N.e.c. In Heading No. 5911	192.071	177.493	4.611.948	4.471.466
	600110	Fabrics; Long Pile Fabrics, Knitted Or Crocheted	370.122	349.422	2.875.597	2.867.723
	600121	Fabrics; Looped Pile Fabrics, Of Cotton, Knitted Or Crocheted	5.647	9.968	49.078	34.302
	600122	Fabrics; Looped Pile Fabrics, Of Man-made Fibres, Knitted Or Crocheted	160.175	338.989	1.098.847	1.448.983
	600129	Fabrics; Looped Pile Fabrics, Of Textile Materials (other Than Cotton Or Man	10.626	14.964	16.500	15.868
	600191	Fabrics; Pile Fabrics (excluding Long Pile And Loop Pile), Of Cotton, Knitted C	52	6.015	230	30.705
	600192	Fabrics; Pile Fabrics (excluding Long Pile And Loop Pile), Of Man-made Fibres	369.459	180.266	1.732.488	933.488
	600199	Fabrics; Pile Fabrics (excluding Long Pile And Loop Pile), Of Textile Materials	25.958	281.818	121.160	1.938.880
	600240	Fabrics; Knitted Or Crocheted, Other Than Those Of Heading 60.01, Of A Wid	8	26	27	110
	600290	Fabrics; Knitted Or Crocheted, Other Than Those Of Heading 60.01, Of A Wid	107.943	335.241	1.477.212	2.194.262
	600320	Fabrics; Knitted Or Crocheted Fabrics, Other Than Those Of Heading 60.01 A	23.420	105	119.724	1.619
	600330	Fabrics; Knitted Or Crocheted Fabrics, Other Than Those Of Heading 60.01 A	39	2.154	1.371	23.826
	600390	Fabrics; Knitted Or Crocheted Fabrics, Other Than Those Of Heading 60.01 A	0	36	1	252
	600410	Fabrics; Knitted Or Crocheted Fabrics Of A Width Exceeding 30 Cm, Other Th	2.610.731	2.893.734	13.755.898	15.780.948
	600490	Fabrics; Knitted Or Crocheted, Other Than Those Of Heading 60.01, Of A Wid	28.977	474	182.736	8.298
	600521	Fabrics; Warp Knit (including Those Made On Galloon Knitting Machines), Ot	155.846	4	756.475	35
	600522	Fabrics; Warp Knit (including Those Made On Galloon Knitting Machines), Ot	7.627	60	50.647	527
	600523	Fabrics; Warp Knit (including Those Made On Galloon Knitting Machines), Ot	1	57	2	621
	600535	Fabrics; Warp Knit (including Those Made On Galloon Knitting Machines), Ot	1.040	1.560	3.647	12.285
	600536	Fabrics; Warp Knit (including Those Made On Galloon Knitting Machines), Ot	826.526	571.323	2.381.016	1.524.284
	600537	Fabrics; Warp Knit (including Those Made On Galloon Knitting Machines), Ot	161.609	53.596	905.266	489.993
	600538	Fabrics; Warp Knit (including Those Made On Galloon Knitting Machines), Ot	113.952	113.098	359.781	431.941
	600539	Fabrics; Warp Knit (including Those Made On Galloon Knitting Machines), Ot	2	0	8	2
	600590	Fabrics; Warp Knit (including Those Made On Galloon Knitting Machines), Ot	457.490	236.774	2.738.635	1.388.504
	600610	Fabrics; Knitted Or Crocheted Fabrics, Other Than Those Of Headings 60.01	4.564	243	31.040	1.828
	600621	Fabrics; Knitted Or Crocheted Fabrics, Other Than Those Of Headings 60.01	61.204	151.805	558.754	421.191
	600622	Fabrics; Knitted Or Crocheted Fabrics, Other Than Those Of Headings 60.01	4.232.326	2.823.408	22.345.973	15.841.122
	600623	Fabrics; Knitted Or Crocheted Fabrics, Other Than Those Of Headings 60.01	2.258	5.857	141	52.801
	600624	Fabrics; Knitted Or Crocheted Fabrics, Other Than Those Of Headings 60.01	130	152.060	661	1.375.344
	600631	Fabrics; Knitted Or Crocheted Fabrics, Other Than Those Of Headings 60.01	2.166.639	2.233.972	9.034.870	10.931.565
	600632	Fabrics; Knitted Or Crocheted Fabrics, Other Than Those Of Headings 60.01	864.140	665.781	5.471.448	5.527.260
	600633	Fabrics; Knitted Or Crocheted Fabrics, Other Than Those Of Headings 60.01	966.147	1.135.365	5.344.850	6.149.410
	600634	Fabrics; Knitted Or Crocheted Fabrics, Other Than Those Of Headings 60.01	79	10	1.451	266
	600641	Fabrics; Knitted Or Crocheted Fabrics, Other Than Those Of Headings 60.01	4.466	4	18.971	16
	600642	Fabrics; Knitted Or Crocheted Fabrics, Other Than Those Of Headings 60.01	5.853	318	51.010	73
	600643	Fabrics; Knitted Or Crocheted Fabrics, Other Than Those Of Headings 60.01	1.325	20	14.686	3
	600644	Fabrics; Knitted Or Crocheted Fabrics, Other Than Those Of Headings 60.01	9	0	175	10

https://jabar.bps.go.id

Tabel 2. Ekspor Provinsi Asal Barang Dirinci Menurut Kode HS6 Digit, 2020—2021

Provinsi Asal	Kode HS 6	Deskripsi HS 6 Digit	Berat Bersih (Kg)		Nilai FOB (US$)	
			2020	2021	2020	2021
(1)	(2)	(3)	(4)	(5)	(6)	(7)
Jawa Barat						
	600690	Fabrics; Knitted Or Crocheted Fabrics, Other Than Those Of Headings 60.01	1.573.110	1.039.804	7.968.412	5.218.162
	610120	Coats; Men's Or Boys' Overcoats, Car-coats, Capes, Anoraks, Wind-jackets A	2.142.792	1.433.456	24.097.459	17.919.619
	610130	Coats; Men's Or Boys' Overcoats, Car-coats, Capes, Anoraks, Wind-jackets A	627.978	763.917	8.981.858	13.665.733
	610190	Coats; Men's Or Boys' Overcoats, Car-coats, Capes, Anoraks, Wind-jackets A	725.687	208.298	16.394.654	4.149.410
	610210	Coats; Women's Or Girls' Overcoats, Car-coats, Capes, Anoraks, Wind-jacket	32.784	598	458.480	14.265
	610220	Coats; Women's Or Girls' Overcoats, Car-coats, Capes, Anoraks, Wind-jacket	2.481.255	2.440.518	38.268.640	35.932.429
	610230	Coats; Women's Or Girls' Overcoats, Car-coats, Capes, Anoraks, Wind-jacket	298.049	602.613	3.255.666	7.755.219
	610290	Coats; Women's Or Girls' Overcoats, Car-coats, Capes, Anoraks, Wind-jacket	144.630	289.430	2.157.512	4.461.327
	610310	Suits; Men's Or Boys', Knitted Or Crocheted	15.255	707.706	251.151	12.760.340
	610322	Ensembles; Men's Or Boys', Of Cotton, Knitted Or Crocheted	120.446	12.316	2.048.222	102.839
	610323	Ensembles; Men's Or Boys', Of Synthetic Fibres, Knitted Or Crocheted	69.441	6.420	1.190.876	62.023
	610329	Ensembles; Men's Or Boys', Of Textile Materials (other Than Cotton Or Synth	151.686	224.563	4.703.759	5.198.546
	610331	Jackets And Blazers; Men's Or Boys', Of Wool Or Fine Animal Hair, Knitted O	145	0	6.452	3
	610332	Jackets And Blazers; Men's Or Boys', Of Cotton, Knitted Or Crocheted	639.880	271.270	6.968.294	3.502.299
	610333	Jackets And Blazers; Men's Or Boys', Of Synthetic Fibres, Knitted Or Crochet	69.272	222.958	1.702.415	3.081.048
	610339	Jackets And Blazers; Men's Or Boys', Of Textile Materials (other Than Wool C	76.271	1.927	2.551.180	48.637
	610341	Trousers, Bib And Brace Overalls, Breeches And Shorts; Men's Or Boys', Of W	467		36.911	
	610342	Trousers, Bib And Brace Overalls, Breeches And Shorts; Men's Or Boys', Of C	5.926.311	6.710.700	86.608.149	105.544.380
	610343	Trousers, Bib And Brace Overalls, Breeches And Shorts; Men's Or Boys', Of S	900.981	848.167	13.424.816	17.505.601
	610349	Trousers, Bib And Brace Overalls, Breeches And Shorts; Men's Or Boys', Of T	100.805	185.743	2.342.165	3.140.281
	610413	Suits; Women's Or Girls', Of Synthetic Fibres, Knitted Or Crocheted	53.492	7.683	932.271	214.611
	610419	Suits; Women's Or Girls', Of Textile Materials (other Than Synthetic Fibres),	1.289.306	276.181	2.054.075	4.054.514
	610422	Ensembles; Women's Or Girls', Of Cotton, Knitted Or Crocheted	82.169	89.041	1.607.511	2.165.244
	610423	Ensembles; Women's Or Girls', Of Synthetic Fibres, Knitted Or Crocheted	14.863	51.086	301.514	901.604
	610429	Ensembles; Women's Or Girls', Of Textile Materials (other Than Cotton Or Sy	91.820	28.839	1.524.996	456.170
	610431	Jackets; Women's Or Girls', Of Wool Or Fine Animal Hair, Knitted Or Crochet	34		1.510	
	610432	Jackets; Women's Or Girls', Of Cotton, Knitted Or Crocheted	318.235	213.528	10.849.400	6.424.761
	610433	Jackets; Women's Or Girls', Of Synthetic Fibres, Knitted Or Crocheted	150.078	154.119	3.183.482	3.354.001
	610439	Jackets; Women's Or Girls', Of Textile Materials (other Than Wool Or Fine Ar	160.545	26.029	3.114.325	241.500
	610441	Dresses; Women's Or Girls', Of Wool Or Fine Animal Hair, Knitted Or Croche	57.571	13.953	1.800.845	687.406
	610442	Dresses; Women's Or Girls', Of Cotton, Knitted Or Crocheted	2.045.534	2.761.872	25.775.227	40.664.398
	610443	Dresses; Women's Or Girls', Of Synthetic Fibres, Knitted Or Crocheted	1.670.435	1.589.904	34.975.980	29.533.546
	610444	Dresses; Women's Or Girls', Of Artificial Fibres, Knitted Or Crocheted	200.118	439.349	1.671.592	5.654.402
	610449	Dresses; Women's Or Girls', Of Textile Materials (other Than Wool Or Fine A	2.657.503	1.380.206	51.714.170	29.833.818
	610451	Skirts And Divided Skirts; Women's Or Girls', Of Wool Or Fine Animal Hair, Kn	1	150	2	705
	610452	Skirts And Divided Skirts; Women's Or Girls', Of Cotton, Knitted Or Crochete	347.532	315.384	6.193.792	5.120.108
	610453	Skirts And Divided Skirts; Women's Or Girls', Of Synthetic Fibres, Knitted Or	1.097.114	1.057.129	11.994.416	11.893.937
	610459	Skirts And Divided Skirts; Women's Or Girls', Of Textile Materials (other Thar	42.163	21.659	1.096.771	298.064
	610461	Trousers, Bib And Brace Overalls, Breeches And Shorts; Women's Or Girls', C	920		810	
	610462	Trousers, Bib And Brace Overalls, Breeches And Shorts; Women's Or Girls', C	10.362.877	15.610.863	153.800.980	256.408.798
	610463	Trousers, Bib And Brace Overalls, Breeches And Shorts; Women's Or Girls', C	2.065.668	2.948.842	32.847.914	45.822.951
	610469	Trousers, Bib And Brace Overalls, Breeches And Shorts; Women's Or Girls', C	1.727.812	2.439.324	31.478.996	56.686.234
	610510	Shirts; Men's Or Boys', Of Cotton, Knitted Or Crocheted	1.850.930	963.245	29.662.916	17.064.543
	610520	Shirts; Men's Or Boys', Of Man-made Fibres, Knitted Or Crocheted	415.457	555.454	11.486.475	14.272.123
	610590	Shirts; Men's Or Boys', Of Textile Materials (other Than Cotton Or Man-mad	171.419	82.165	2.747.541	1.580.880
	610610	Blouses, Shirts And Shirt-blouses; Women's Or Girls', Of Cotton, Knitted Or C	3.407.288	5.049.625	41.111.455	85.740.276
	610620	Blouses, Shirts And Shirt-blouses; Women's Or Girls', Of Man-made Fibres, K	653.502	838.586	12.014.593	16.766.894
	610690	Blouses, Shirts And Shirt-blouses; Women's Or Girls', Of Textile Materials (ot	669.057	372.141	10.446.150	9.484.145
	610711	Underpants And Briefs; Men's Or Boys', Of Cotton, Knitted Or Crocheted	531.914	666.212	10.769.347	12.902.671
	610712	Underpants And Briefs; Men's Or Boys', Of Man-made Fibres, Knitted Or Cro	502.239	795.898	12.496.637	19.745.120
	610719	Underpants And Briefs; Men's Or Boys', Of Textile Materials (other Than Cot	19.423	114.197	633.386	5.173.232
	610721	Nightshirts And Pyjamas; Men's Or Boys', Of Cotton, Knitted Or Crocheted	51.915	82.003	843.706	1.330.672
	610722	Nightshirts And Pyjamas; Men's Or Boys', Of Man-made Fibres, Knitted Or Cr	66.607	25.378	425.978	579.298
	610729	Nightshirts And Pyjamas; Men's Or Boys', Of Textile Materials (other Than Co	4	12.899	42	135.651
	610791	Bathrobes, Dressing Gowns And Similar Articles; Men's Or Boys', Of Cotton,	828.033	985.441	6.257.013	5.914.607
	610799	Bathrobes, Dressing Gowns And Similar Articles; Men's Or Boys', Of Textile M	3.307	39.067	132.246	580.349
	610811	Slips And Petticoats; Women's Or Girls', Of Man-made Fibres, Knitted Or Cro	38.583	36.521	909.026	890.655
	610819	Slips And Petticoats; Women's Or Girls', Of Textile Materials (other Than Ma	44.706	32.778	1.198.085	855.885
	610821	Briefs And Panties; Women's Or Girls', Of Cotton, Knitted Or Crocheted	333.202	132.242	9.417.037	4.618.132
	610822	Briefs And Panties; Women's Or Girls', Of Man-made Fibres, Knitted Or Croc	400.047	481.923	16.827.683	22.996.807

https://jabar.bps.go.id

Tabel 2. Ekspor Provinsi Asal Barang Dirinci Menurut Kode HS6 Digit, 2020—2021

Provinsi Asal	Kode HS 6	Deskripsi HS 6 Digit	Berat Bersih (Kg)		Nilai FOB (US$)	
			2020	2021	2020	2021
(1)	(2)	(3)	(4)	(5)	(6)	(7)
Jawa Barat						
	610829	Briefs And Panties; Women's Or Girls', Of Textile Materials (other Than Cott	298.598	21.568	7.697.870	787.627
	610831	Nightdresses And Pyjamas; Women's Or Girls', Of Cotton, Knitted Or Croche	172.109	256.988	3.870.872	5.068.022
	610832	Nightdresses And Pyjamas; Women's Or Girls', Of Man-made Fibres, Knitted	252.219	549.502	5.871.198	11.700.623
	610839	Nightdresses And Pyjamas; Women's Or Girls', Of Textile Materials (other Th	4.196	11.001	84.484	228.113
	610891	Negligees, Bathrobes, Dressing Gowns And Similar Articles; Women's Or Girl	281.204	457.768	4.113.420	7.830.445
	610892	Negligees, Bathrobes, Dressing Gowns And Similar Articles; Women's Or Girl	103.571	148.621	1.889.245	3.207.938
	610899	Negligees, Bathrobes, Dressing Gowns And Similar Articles; Women's Or Girl	631	1.220	12.984	12.827
	610910	T-shirts, Singlets And Other Vests; Of Cotton, Knitted Or Crocheted	8.609.334	8.758.625	146.595.236	155.977.976
	610990	T-shirts, Singlets And Other Vests; Of Textile Materials (other Than Cotton),	4.926.993	5.714.476	95.617.924	99.717.541
	611011	Jerseys, Pullovers, Cardigans, Waistcoats And Similar Articles; Knitted Or Cro	22.797	14.352	359.577	475.637
	611012	Jerseys, Pullovers, Cardigans, Waistcoats And Similar Articles; Knitted Or Cro	1.189		17.953	
	611019	Jerseys, Pullovers, Cardigans, Waistcoats And Similar Articles; Knitted Or Cro	6.496	184.866	135.519	3.532.198
	611020	Jerseys, Pullovers, Cardigans, Waistcoats And Similar Articles; Of Cotton, Kni	39.949.177	35.955.671	380.147.419	595.498.047
	611030	Jerseys, Pullovers, Cardigans, Waistcoats And Similar Articles; Of Man-made	7.220.380	8.029.153	121.022.277	141.541.859
	611090	Jerseys, Pullovers, Cardigans, Waistcoats And Similar Articles; Of Textile Mat	4.348.962	3.253.602	85.116.687	66.233.701
	611120	Garments And Clothing Accessories; Babies', Of Cotton, Knitted Or Crochete	4.444.470	5.513.526	82.099.585	125.896.979
	611130	Garments And Clothing Accessories; Babies', Of Synthetic Fibres, Knitted Or	361.782	662.681	10.066.475	15.648.272
	611190	Garments And Clothing Accessories; Babies', Of Textile Materials (other Tha	222.841	207.796	4.194.367	6.297.775
	611211	Track Suits; Of Cotton, Knitted Or Crocheted	18.020	29.077	414.037	258.406
	611212	Track Suits; Of Synthetic Fibres, Knitted Or Crocheted	140.759	221.606	2.385.535	3.578.688
	611219	Track Suits; Of Textile Materials (other Than Cotton Or Synthetic Fibres), Kni	760	54	26.441	200
	611220	Ski Suits; Knitted Or Crocheted		203		6.543
	611231	Swimwear; Men's Or Boys', Of Synthetic Fibres, Knitted Or Crocheted	7.335	544	252.784	12.568
	611239	Swimwear; Men's Or Boys', Of Textile Materials (other Than Synthetic Fibres	450.741	285.227	12.253.581	6.900.369
	611241	Swimwear; Women's Or Girls', Of Synthetic Fibres, Knitted Or Crocheted	579.182	1.024.262	15.835.048	32.968.143
	611249	Swimwear; Women's Or Girls', Of Textile Materials (other Than Synthetic Fib	35.718	58.264	439.227	1.696.290
	611300	Garments Made Up Of Knitted Or Crocheted Fabrics Of Heading No. 5903, 5	557.996	2.171	8.436.049	24.768
	611420	Garments; Of Cotton, Knitted Or Crocheted, N.e.c. In Chapter 61	722.824	856.811	10.254.095	11.877.706
	611430	Garments; Of Man-made Fibres, Knitted Or Crocheted, N.e.c. In Chapter 61	531.857	649.515	6.731.380	10.743.014
	611490	Garments; Of Textile Materials (other Than Cotton Or Man-made Fibres), Kn	301.485	36.941	881.692	817.677
	611510	Graduated Compression Hosiery (for Example, Stockings For Varicose Veins)	249	15.067	1.114	168.183
	611521	Hosiery; Panty Hose And Tights (other Than Graduated Compression Hosiery	4.302	4.029	40.888	134.743
	611522	Hosiery; Panty Hose And Tights (other Than Graduated Compression Hosiery	19.573		237.382	
	611529	Hosiery; Panty Hose And Tights (other Than Graduated Compression Hosiery	2.899.542	2.103.686	32.580.011	25.548.518
	611530	Hosiery; Women's, Full-length Or Knee-length (other Than Graduated Comp	27	190	84	10.781
	611595	Hosiery And Footwear; Without Applied Soles, Of Cotton, Knitted Or Croche	5.560.016	7.085.040	59.127.328	78.392.445
	611596	Hosiery And Footwear; Without Applied Soles, Of Synthetic Fibres, Knitted C	299.767	240.599	4.688.738	4.175.991
	611599	Hosiery And Footwear; Without Applied Soles, Of Textile Materials N.e.c. In	80.410	61.924	1.647.334	1.184.318
	611610	Gloves, Mittens And Mitts; Knitted Or Crocheted, Impregnated, Coated Or C	12.794	6.830	368.109	237.399
	611691	Gloves, Mittens And Mitts; Of Wool Or Fine Animal Hair, Knitted Or Crochet	7.247	7.181	222.918	187.081
	611692	Gloves, Mittens And Mitts; Of Cotton, Knitted Or Crocheted, (other Than Im	13	24	57	295
	611693	Gloves, Mittens And Mitts; Of Synthetic Fibres, Knitted Or Crocheted, (other	471.775	515.424	10.719.627	18.686.298
	611699	Gloves, Mittens And Mitts; Of Textile Materials (other Than Wool Or Fine An	5.722.272	5.767.328	8.051.973	9.235.297
	611710	Shawls, Scarves, Mufflers, Mantillas, Veils And The Like; Knitted Or Crochete	34.520	91.805	759.270	615.958
	611780	Clothing Accessories; Knitted Or Crocheted, N.e.c. In Heading No. 6117	42.574	33.712	916.787	903.849
	611790	Clothing; Parts, Knitted Or Crocheted	3	2.144	27	24.422
	620311	Suits; Men's Or Boys', Of Wool Or Fine Animal Hair (not Knitted Or Crochete	299.852	172.697	5.984.359	3.827.870
	620312	Suits; Men's Or Boys', Of Synthetic Fibres (not Knitted Or Crocheted)	409.112	607.368	4.945.817	8.644.078
	620319	Suits; Men's Or Boys', Of Textile Materials N.e.c. In Item No. 6203.1 (not Kni	470.807	590.379	15.514.136	16.492.673
	620322	Ensembles; Men's Or Boys', Of Cotton (not Knitted Or Crocheted)	11.670	18.957	308.876	368.627
	620329	Ensembles; Men's Or Boys', Of Textile Materials N.e.c. In Item No. 6203.2 (not Knitted Or Croc		4		260
	620331	Jackets And Blazers; Men's Or Boys', Of Wool Or Fine Animal Hair (not Knitte	141.097	168.902	6.109.676	9.108.888
	620332	Jackets And Blazers; Men's Or Boys', Of Cotton (not Knitted Or Crocheted)	865.510	1.334.519	21.305.953	33.210.598
	620333	Jackets And Blazers; Men's Or Boys', Of Synthetic Fibres (not Knitted Or Croc	1.087.598	868.554	18.548.929	16.937.910
	620339	Jackets And Blazers; Men's Or Boys', Of Textile Materials N.e.c. In Item No. 6	1.270.765	1.886.063	55.612.140	75.397.257
	620341	Trousers, Bib And Brace Overalls, Breeches And Shorts; Men's Or Boys', Of W	91.101	102.651	3.833.905	5.555.847
	620342	Trousers, Bib And Brace Overalls, Breeches And Shorts; Men's Or Boys', Of C	2.996.002	3.769.284	56.230.260	70.153.769
	620343	Trousers, Bib And Brace Overalls, Breeches And Shorts; Men's Or Boys', Of S	3.099.067	3.570.820	68.307.223	79.889.923
	620349	Trousers, Bib And Brace Overalls, Breeches And Shorts; Men's Or Boys', Of T	671.851	1.061.696	23.729.479	34.191.199
	620411	Suits; Women's Or Girls', Of Wool Or Fine Animal Hair (not Knitted Or Croch	8	5.238	414	101.715

https://jabar.bps.go.id

Tabel 2. Ekspor Provinsi Asal Barang Dirinci Menurut Kode HS6 Digit, 2020—2021

Provinsi Asal	Kode HS 6	Deskripsi HS 6 Digit	Berat Bersih (Kg)		Nilai FOB (US$)	
			2020	2021	2020	2021
(1)	(2)	(3)	(4)	(5)	(6)	(7)
Jawa Barat						
	620412	Suits; Women's Or Girls', Of Cotton (not Knitted Or Crocheted)	13.002	111.353	184.095	2.481.854
	620413	Suits; Women's Or Girls', Of Synthetic Fibres (not Knitted Or Crocheted)	97.912	94.513	2.365.842	2.250.109
	620419	Suits; Women's Or Girls', Of Textile Materials N.e.c. In Item No. 6204.1 (not	94.501	330.355	2.411.741	6.184.476
	620421	Ensembles; Women's Or Girls', Of Wool Or Fine Animal Hair (not Knitted Or	608		18.128	
	620422	Ensembles; Women's Or Girls', Of Cotton (not Knitted Or Crocheted)	481	1.896	16.892	59.208
	620423	Ensembles; Women's Or Girls', Of Synthetic Fibres (not Knitted Or Crocheted	17.063	1.113	565.600	25.602
	620429	Ensembles; Women's Or Girls', Of Textile Materials N.e.c. In Item No. 6204.2 (not Knitted Or		127.855		1.603.078
	620431	Jackets And Blazers; Women's Or Girls', Of Wool Or Fine Animal Hair (not Kn	38.101	13.399	1.483.105	597.414
	620432	Jackets And Blazers; Women's Or Girls', Of Cotton (not Knitted Or Crocheted	89.472	56.954	2.526.353	1.869.694
	620433	Jackets And Blazers; Women's Or Girls', Of Synthetic Fibres (not Knitted Or C	461.974	438.511	11.645.818	10.136.779
	620439	Jackets And Blazers; Women's Or Girls', Of Textile Materials N.e.c. In Item N	62.282	20.189	2.005.477	1.279.360
	620441	Dresses; Women's Or Girls', Of Wool Or Fine Animal Hair (not Knitted Or Cro	1.036	2.852	96.793	213.543
	620442	Dresses; Women's Or Girls', Of Cotton (not Knitted Or Crocheted)	206.009	233.474	6.051.176	7.298.924
	620443	Dresses; Women's Or Girls', Of Synthetic Fibres (not Knitted Or Crocheted)	1.155.714	1.173.792	37.116.691	41.117.659
	620444	Dresses; Women's Or Girls', Of Artificial Fibres (not Knitted Or Crocheted)	841.157	619.751	21.244.632	14.542.860
	620449	Dresses; Women's Or Girls', Of Textile Materials N.e.c. In Item No. 6204.4 (n	266.505	121.328	4.471.438	3.006.924
	620451	Skirts And Divided Skirts; Women's Or Girls', Of Wool Or Fine Animal Hair (n	14.251	7.333	456.727	254.217
	620452	Skirts And Divided Skirts; Women's Or Girls', Of Cotton (not Knitted Or Croch	44.036	39.610	1.359.200	1.172.866
	620453	Skirts And Divided Skirts; Women's Or Girls', Of Synthetic Fibres (not Knitted	406.967	547.882	11.197.309	16.157.679
	620459	Skirts And Divided Skirts; Women's Or Girls', Of Textile Materials N.e.c. In Ite	485.909	531.428	12.177.582	11.632.415
	620461	Trousers, Bib And Brace Overalls, Breeches And Shorts; Women's Or Girls', C	20.336	15.322	691.494	587.097
	620462	Trousers, Bib And Brace Overalls, Breeches And Shorts; Women's Or Girls', C	1.927.385	1.073.430	41.302.231	25.106.037
	620463	Trousers, Bib And Brace Overalls, Breeches And Shorts; Women's Or Girls', C	1.530.812	1.153.235	30.127.257	23.735.645
	620469	Trousers, Bib And Brace Overalls, Breeches And Shorts; Women's Or Girls', C	2.150.360	2.602.430	37.426.127	45.410.437
	620520	Shirts; Men's Or Boys', Of Cotton (not Knitted Or Crocheted)	2.222.826	1.781.579	63.413.317	50.369.152
	620530	Shirts; Men's Or Boys', Of Man-made Fibres (not Knitted Or Crocheted)	624.082	473.707	15.494.504	12.173.436
	620590	Shirts; Men's Or Boys', Of Textile Materials N.e.c. In Heading No. 6205 (not	95.020	177.841	1.551.893	4.590.271
	620610	Blouses, Shirts And Shirt-blouses; Women's Or Girls', Of Silk Or Silk Waste (n	5.696	34.078	275.778	611.052
	620620	Blouses, Shirts And Shirt-blouses; Women's Or Girls', Of Wool Or Fine Anima	3.721		159.139	
	620630	Blouses, Shirts And Shirt-blouses; Women's Or Girls', Of Cotton (not Knitted	611.466	677.182	19.641.296	20.565.965
	620640	Blouses, Shirts And Shirt-blouses; Women's Or Girls', Of Man-made Fibres (n	2.219.976	2.864.733	56.880.610	64.281.321
	620690	Blouses, Shirts And Shirt-blouses; Women's Or Girls', Of Textile Materials N.	373.319	123.215	11.579.986	3.150.005
	620711	Underpants And Briefs; Men's Or Boys', Of Cotton (not Knitted Or Crocheted	268.447	267.533	5.479.154	5.981.816
	620719	Underpants And Briefs; Men's Or Boys', Of Textile Materials Other Than Cot	10.477	23.473	172.852	258.635
	620721	Nightshirts And Pyjamas; Men's Or Boys', Of Cotton (not Knitted Or Crochet	35.131	4.170	813.684	70.730
	620722	Nightshirts And Pyjamas; Men's Or Boys', Of Man-made Fibres (not Knitted	6.773	15.367	114.895	236.282
	620729	Nightshirts And Pyjamas; Men's Or Boys', Of Textile Materials Other Than Co	804		26.748	
	620791	Singlets And Other Vests, Bathrobes, Dressing Gowns And Similar Articles; M	8.285	54.638	282.716	2.064.699
	620799	Singlets And Other Vests, Bathrobes, Dressing Gowns And Similar Articles; M	100.232	100.199	3.350.745	3.599.927
	620811	Slips And Petticoats; Women's Or Girls', Of Man-made Fibres (not Knitted Or	488	4.246	26.939	215.662
	620819	Slips And Petticoats; Women's Or Girls', Of Textile Materials Other Than Ma	2.668	28.074	100.161	229.003
	620821	Nightdresses And Pyjamas; Women's Or Girls', Of Cotton (not Knitted Or Cro	147.973	186.142	3.916.763	3.443.455
	620822	Nightdresses And Pyjamas; Women's Or Girls', Of Man-made Fibres (not Kni	154.298	147.929	6.540.787	6.063.808
	620829	Nightdresses And Pyjamas; Women's Or Girls', Of Textile Materials Other Th	10.932	140.102	176.431	2.440.986
	620891	Singlets And Other Vests, Briefs, Panties, Negligees, Bathrobes, Dressing Go	16.720	32.268	341.658	895.032
	620892	Singlets And Other Vests, Briefs, Panties, Negligees, Bathrobes, Dressing Go	47.952	125.935	1.265.243	3.819.883
	620899	Singlets And Other Vests, Briefs, Panties, Negligees, Bathrobes, Dressing Go	9.364	22.477	226.443	442.171
	620920	Garments And Clothing Accessories; Babies', Of Cotton (not Knitted Or Croch	1.228.809	460.961	21.897.052	9.770.986
	620930	Garments And Clothing Accessories; Babies', Of Synthetic Fibres (not Knitted	119.093	83.204	3.809.579	3.232.532
	620990	Garments And Clothing Accessories; Babies', Of Textile Materials Other Thar	20.396	39.133	609.166	982.899
	621010	Garments; Of Felt Or Non-wovens (not Knitted Or Crocheted)	718.748	207.189	7.051.679	3.756.770
	621020	Garments; Overcoats, Raincoats, Car-coats, Capes, Cloaks And Similar Article	81.127	215	360.937	1.927
	621030	Garments; Overcoats, Raincoats, Car-coats, Capes, Cloaks And Similar Article	150	2	365	5
	621040	Garments; Men's Or Boys', N.e.c. In Item No. 6210.2, Of The Fabrics Of Head	57.436	158.680	4.035.751	6.541.536
	621050	Garments; Women's Or Girls', N.e.c. In Item No. 6210.3, Of The Fabrics Of H	2.666.635	2.269.830	42.645.093	42.962.475
	621111	Swimwear; Men's Or Boys', (not Knitted Or Crocheted)	95.534	217.365	2.846.698	7.560.091
	621112	Swimwear; Women's Or Girls', (not Knitted Or Crocheted)	51.828	50.395	1.354.617	2.521.340
	621120	Ski Suits; (not Knitted Or Crocheted)	2.977	4.218	73.355	43.840
	621132	Track Suits And Other Garments N.e.c.; Men's Or Boys', Of Cotton (not Knitt	116.739	80.477	2.192.685	1.350.515
	621133	Track Suits And Other Garments N.e.c.; Men's Or Boys', Of Man-made Fibres	1.033.906	1.197.284	18.201.870	20.803.370

https://jabar.bps.go.id

Tabel 2. Ekspor Provinsi Asal Barang Dirinci Menurut Kode HS6 Digit, 2020—2021

Provinsi Asal	Kode HS 6	Deskripsi HS 6 Digit	Berat Bersih (Kg)		Nilai FOB (US$)	
			2020	2021	2020	2021
(1)	(2)	(3)	(4)	(5)	(6)	(7)
Jawa Barat						
	621139	Track Suits And Other Garments N.e.c.; Men's Or Boys', Of Textile Materials	3.130	20.669	51.749	167.111
	621142	Track Suits And Other Garments N.e.c.; Women's Or Girls', Of Cotton (not Kr	86.803	138.684	1.926.622	2.142.578
	621143	Track Suits And Other Garments N.e.c.; Women's Or Girls', Of Man-made Fib	2.366.777	2.015.776	30.661.756	24.181.249
	621149	Track Suits And Other Garments N.e.c.; Women's Or Girls', Of Textile Materi	46.236	42.164	752.962	751.650
	621210	Brassieres; Whether Or Not Knitted Or Crocheted	1.405.496	1.882.930	55.919.876	80.984.895
	621220	Girdles And Panty-girdles; Whether Or Not Knitted Or Crocheted	4.113	1.237	231.662	68.800
	621230	Corselettes; Whether Or Not Knitted Or Crocheted	7.268	1.565	439.434	126.119
	621290	Braces, Suspenders, Garters And Similar Articles; Whether Or Not Knitted Or	47.284	11.360	2.623.860	643.786
	621390	Handkerchiefs; Of Textile Materials Other Than Cotton (not Knitted Or Croch	157	0	2.343	4
	621410	Shawls, Scarves, Mufflers, Mantillas, Veils And The Like; Of Silk Or Silk Waste	448	980	473	27.402
	621430	Shawls, Scarves, Mufflers, Mantillas, Veils And The Like; Of Synthetic Fibres (	8.330	8.891	176.473	136.330
	621440	Shawls, Scarves, Mufflers, Mantillas, Veils And The Like; Of Artificial Fibres (r	1	366	18	1.785
	621490	Shawls, Scarves, Mufflers, Mantillas, Veils And The Like; Of Textile Materials	1.067	5.856	13.290	25.955
	621520	Ties, Bow Ties And Cravats; Of Man-made Fibres (not Knitted Or Crocheted)	0	1	4	100
	621590	Ties, Bow Ties And Cravats; Of Textile Materials Other Than Silk Or Man-mad	125	3	2.316	14
	621600	Gloves, Mittens And Mitts (not Knitted Or Crocheted)	156.227	155.181	7.135.475	7.563.149
	621710	Clothing Accessories; Other Than Those Of Heading No. 6212 (not Knitted O	58.927	41.536	1.079.113	822.327
	621790	Clothing; Parts Of Garments Or Of Clothing Accessories, Other Than Those O	26	631	535	107.473
	630110	Blankets; Electric	700.130	1.139.721	8.913.957	13.178.522
	630120	Blankets (other Than Electric Blankets) And Travelling Rugs; Of Wool Or Fine	100	1.386	206	16.590
	630130	Blankets (other Than Electric Blankets) And Travelling Rugs; Of Cotton	8.009	3.392	173.316	66.180
	630140	Blankets (other Than Electric Blankets) And Travelling Rugs; Of Synthetic Fib	125.320	382.899	882.567	2.405.139
	630190	Blankets And Travelling Rugs; N.e.c. In Heading No. 6301	218	139	3.693	11.137
	630210	Bed Linen; Knitted Or Crocheted	777.015	59.555	6.249.269	459.841
	630221	Bed Linen; Of Cotton, Printed, Not Knitted Or Crocheted	7	5	8	27
	630222	Bed Linen; Of Man-made Fibres, Printed, Not Knitted Or Crocheted	26	55	317	359
	630229	Bed Linen; Of Textile Materials (other Than Cotton Or Man-made Fibres), Printed, Not Knitted		178		4.772
	630231	Bed Linen; Of Cotton (not Printed, Knitted Or Crocheted)	2.835	280	123.590	5.359
	630232	Bed Linen; Of Man-made Fibres (not Printed, Knitted Or Crocheted)	14	550	591	34.727
	630239	Bed Linen; Of Textile Materials Other Than Cotton Or Man-made Fibres (not	21.287	10.623	73.300	37.923
	630240	Table Linen; Knitted Or Crocheted	116	23	4.589	900
	630251	Table Linen; Of Cotton, Not Knitted Or Crocheted		626		5.280
	630253	Table Linen; Of Man-made Fibres, Not Knitted Or Crocheted	1.290	681	38.159	11.829
	630259	Table Linen; Of Textile Materials (other Than Cotton Or Man-made Fibres), N	583.448	57.112	5.483.324	483.156
	630260	Kitchen And Toilet Linen; Of Terry Towelling Or Similar Terry Fabrics, Of Cott	394.390	379.746	3.580.721	3.758.220
	630291	Toilet And Kitchen Linen; Of Cotton, Excluding Terry Towelling Or Similar Ter	3.245	2.437	16.893	18.827
	630293	Toilet And Kitchen Linen; Of Man-made Fibres		514		3.641
	630299	Toilet And Kitchen Linen; Of Textile Materials (other Than Cotton Or Man-m	112	3.875	782	27.357
	630312	Curtains (including Drapes) And Interior Blinds; Curtain Or Bed Valances, Kni	240.057	276.292	2.805.529	3.067.111
	630319	Curtains (including Drapes) And Interior Blinds; Curtain Or Bed Valances, Kni	5	972	6	11.405
	630391	Curtains (including Drapes) And Interior Blinds, Curtain Or Bed Valances; Of	2.767	4.955	32.877	45.867
	630392	Curtains (including Drapes) And Interior Blinds, Curtain Or Bed Valances; Of	463.420	449.919	4.418.911	4.256.834
	630399	Curtains (including Drapes) And Interior Blinds, Curtain Or Bed Valances; Of	1.167.907	1.126.292	17.893.377	17.794.866
	630411	Bedspreads; Knitted Or Crocheted	21	6	115	49
	630419	Bedspreads; Not Knitted Or Crocheted	287	233	4.608	2.217
	630420	Furnishing Articles; Excluding Those Of Heading No. 9404, Bed Nets, Specifie	114	3	1.433	8
	630491	Furnishing Articles; Excluding Those Of Heading No. 9404, N.e.c. In Heading	2.534	4.753	66.071	49.295
	630492	Furnishing Articles; Of Cotton, Not Knitted Or Crocheted (excluding Bedspre	1.223	1.611	18.221	19.410
	630493	Furnishing Articles; Of Synthetic Fibres, Not Knitted Or Crocheted (excluding	14.524	7.371	121.807	87.931
	630499	Furnishing Articles; Of Textile Materials Other Than Cotton Or Synthetic Fibr	38.922	603.764	431.613	6.061.374
	630510	Sacks And Bags; Of A Kind Used For The Packing Of Goods, Of Jute Or Of Oth	161.110	225.873	257.414	359.864
	630520	Sacks And Bags; Of A Kind Used For The Packing Of Goods, Of Cotton	143.090	201.831	887.727	1.330.766
	630532	Sacks And Bags; Of A Kind Used For The Packing Of Goods, Of Man-made Te	3.491.754	3.294.913	16.622.002	16.601.294
	630533	Sacks And Bags; Of A Kind Used For The Packing Of Goods, Of Man-made Te	1.813.584	1.353.832	3.289.245	2.847.006
	630539	Sacks And Bags; Of A Kind Used For The Packing Of Goods, Of Man-made Te	2.568	4.746	38.408	31.371
	630590	Sacks And Bags; Of A Kind Used For The Packing Of Goods, Of Textile Materi	2.918	5.420	69.763	105.669
	630612	Tarpaulins, Awnings And Sunblinds; Of Synthetic Fibres		4.517		51.992
	630619	Tarpaulins, Awnings And Sunblinds; Of Textile Materials Other Than Synthet	21	261	1.054	6.372
	630622	Tents; Of Synthetic Fibres		15		35
	630629	Tents; Of Textile Materials Other Than Synthetic Fibres	144	95	2.370	728

https://jabar.bps.go.id

Tabel 2. Ekspor Provinsi Asal Barang Dirinci Menurut Kode HS6 Digit, 2020—2021

Provinsi Asal	Kode HS 6	Deskripsi HS 6 Digit	Berat Bersih (Kg)		Nilai FOB (US$)	
			2020	2021	2020	2021
(1)	(2)	(3)	(4)	(5)	(6)	(7)
Jawa Barat						
	630640	Camping Goods; Pneumatic Mattresses		8		400
	630690	Camping Goods; (of Textile Materials), N.e.c In Heading No. 6306	367	198	28.854	11.373
	630710	Cloths; Floor Cloths, Dish-cloths, Dusters And Similar Cleaning Cloths	41.305	8.951	391.677	57.148
	630720	Life-jackets And Life-belts	162.649	1.345	1.963.076	57.836
	630790	Textiles; Made Up Articles (including Dress Patterns), N.e.c. In Chapter 63, N	1.326.274	557.075	77.608.756	4.468.744
	630800	Fabrics, Woven And Yarn; In Sets, Whether Or Not With Accessories, For Ma	629	225	12.709	6.148
	630900	Clothing; Worn, And Other Worn Articles	10.106	4.963	170.022	6.237
	631010	Rags; Used Or New, Scrap Twine, Cordage, Rope And Cables And Worn Out	83.988	94.254	34.466	59.004
	631090	Rags; Used Or New, Scrap Twine, Cordage, Rope And Cables And Worn Out	10	500	5	22
	640110	Footwear; Waterproof With Metal Toe-cap, Rubber Or Plastic Outer Soles And Uppers (not As		5		15
	640199	Footwear; Waterproof, N.e.c. In Heading No. 6401, Rubber Or Plastic Outer	3.700	283	30.707	167
	640212	Sports Footwear; With Outer Soles And Uppers Of Rubber Or Plastics, Ski-bo	180	2	8.095	21
	640219	Sports Footwear; (other Than Ski-boots, Snowboard Boots Or Cross-country	2.734.470	2.707.902	74.930.468	68.717.580
	640220	Footwear; With Outer Soles And Uppers Of Rubber Or Plastics, Upper Straps	139.419	22.875	4.139.404	160.296
	640291	Footwear; N.e.c. In Heading No. 6402, Covering The Ankle, With Outer Soles	8.436	10	75.860	24
	640299	Footwear; N.e.c. In Heading No. 6402, (other Than Just Covering The Ankle),	4.660.881	6.513.246	71.753.041	87.433.670
	640312	Sports Footwear; With Outer Soles Of Rubber, Plastics, Leather Or Composit	571	39	23.126	1.392
	640319	Sports Footwear; (other Than Ski-boots, Snowboard Boots Or Cross-country	24.069.210	38.160.868	526.225.918	767.833.136
	640320	Footwear; With Outer Soles Of Leather, Uppers Consisting Of Leather Straps	11	21.390	150	46.176
	640340	Footwear; With Metal Toe-cap, Outer Soles Of Rubber, Plastics, Leather Or	886.326	1.041.077	12.916.567	15.252.828
	640351	Footwear; N.e.c. In Heading No. 6403, With Outer Soles And Uppers Of Leat	123	1.061	7.376	38.561
	640359	Footwear; N.e.c. In Heading No. 6403, (not Covering The Ankle), Outer Soles	14.244	19.320	822.502	931.576
	640391	Footwear; N.e.c. In Heading No. 6403, Covering The Ankle, Outer Soles Of R	603.718	275.196	9.449.105	4.778.242
	640399	Footwear; N.e.c. In Heading No. 6403, (not Covering The Ankle), Outer Soles	4.695.902	6.762.070	89.253.970	123.481.883
	640411	Sports Footwear; Tennis Shoes, Basketball Shoes, Gym Shoes, Training Shoe	32.335.987	40.823.212	722.595.608	955.485.090
	640419	Footwear; (other Than Sportswear), With Outer Soles Of Rubber Or Plastics	4.133.626	4.405.578	87.340.875	97.010.288
	640420	Footwear; Outer Soles Of Leather Or Composition Leather, Uppers Of Textile	399	923	9.020	8.912
	640510	Footwear; With Uppers Of Leather Or Composition Leather, N.e.c. In Chapte	6	46	10.716	1.394
	640520	Footwear; With Uppers Of Textile Materials, N.e.c. In Chapter 64	3.028	2.939	26.379	15.517
	640590	Footwear; N.e.c. In Chapter 64	109.695	99.667	2.813.370	1.479.223
	640610	Footwear; Parts, Uppers And Parts Thereof, Other Than Stiffeners	273.197	492.406	7.214.870	13.115.333
	640620	Footwear; Parts, Outer Soles And Heels, Of Rubber Or Plastics	221.661	304.187	4.624.865	4.892.064
	640690	Footwear; Parts, N.e.c. In Heading 6406	377.312	511.859	5.101.732	6.406.536
	650100	Hat-forms, Hat Bodies And Hoods Of Felt, Neither Blocked To Shape Nor Wit	400	160	21.180	1.274
	650200	Hat-shapes; Plaited Or Made By Assembling Strips Of Any Material, Neither	7.756	1.840	177.789	39.135
	650400	Hats And Other Headgear; Plaited Or Made By Assembling Strips Of Any Mat	9.623	9.999	113.435	215.553
	650500	Hats And Other Headgear; Knitted Or Crocheted, Or Made Up From Lace, Fe	928.809	1.975.402	26.412.538	38.636.252
	650610	Headgear; Safety, Whether Or Not Lined Or Trimmed	779.664	728.114	14.215.447	14.642.343
	650691	Headgear; (other Than Safety Headgear), Of Rubber Or Plastics, Whether Or	801	570	67.925	53.636
	650699	Headgear; (other Than Safety Headgear), (of Materials Other Than Rubber C	61.782	37.789	992.448	631.516
	650700	Head-bands, Linings, Covers, Hat Foundations, Hat Frames, Peaks And Chins	7.930	3.008	180.924	89.624
	660110	Umbrellas And Sun Umbrellas; Garden Or Similar Umbrellas	8.016	3.139	45.677	15.924
	660199	Umbrellas And Sun Umbrellas; N.e.c. In Heading No. 6601 (including Walking	712	138	1.950	2.878
	660200	Walking-sticks, Seat-sticks, Whips, Riding-crops And The Like	110.375	37.525	166.359	133.607
	660320	Umbrella Frames; Including Frames Mounted On Shafts (sticks)	1		9	
	660390	Trimmings, Accessories And Parts Of Articles Of Heading No. 6601 Or 6602; N.e.c. In Heading		813		4.047
	670210	Flowers, Foliage And Fruit, Artificial, And Parts Thereof; Articles Made Of Art	1	20	0	120
	670290	Flowers, Foliage And Fruit, Artificial, And Parts Thereof; Articles Made Of Art	7.419	7.533	125.707	155.082
	670300	Human Hair, Dressed, Thinned, Bleached Or Otherwise Worked; Wool Or Ot	7.285	13.000	547.605	563.273
	670411	Wigs; Complete, Of Synthetic Textile Materials	1.278.444	743.709	22.144.792	22.781.345
	670419	False Beards, Eyebrows And Eyelashes, Switches And The Like; Of Synthetic	876.135	1.329.440	11.481.687	21.133.716
	670420	Wigs, False Beards, Eyebrows And Eyelashes, Switches And The Like And Oth	218.747	316.564	15.993.227	24.841.383
	670490	Wigs, False Beards, Eyebrows And Eyelashes, Switches And The Like And Oth	35.230	48.246	2.683.495	3.766.922
	680100	Stone; Setts, Curbstones And Flagstones, Of Natural Stone (except Slate)	3.465.826	5.384.038	1.963.717	2.904.941
	680210	Tiles, Cubes And Similar Articles; Whether Or Not Rectangular (including Squ	20.315		17.963	
	680221	Marble, Travertine And Alabaster; Simply Cut Or Sawn, With A Flat Or Even	637.536	336.423	662.768	241.293
	680223	Granite; Articles Thereof, Simply Cut Or Sawn, With A Flat Or Even Surface	5.661		2.495	
	680229	Stone; Monumental Or Building Stone, N.e.c. In Item No. 6802.2, Articles Th	5.242.761	7.479.308	2.866.789	4.269.062
	680291	Marble, Travertine And Alabaster; Articles Thereof, (other Than Simply Cut	723.016	546.200	407.659	345.348
	680299	Stone; Natural (excluding Marble, Travertine, Alabaster, Other Calcareous St	6.058.721	6.446.534	2.937.202	3.525.850

https://jabar.bps.go.id

Tabel 2. Ekspor Provinsi Asal Barang Dirinci Menurut Kode HS6 Digit, 2020—2021

Provinsi Asal	Kode HS 6	Deskripsi HS 6 Digit	Berat Bersih (Kg)		Nilai FOB (US$)	
			2020	2021	2020	2021
(1)	(2)	(3)	(4)	(5)	(6)	(7)
Jawa Barat						
	680410	Millstones And Grindstones; For Milling, Grinding Or Pulping	4.591.399	4.435.681	13.669.127	12.950.779
	680421	Millstones, Grindstones, Grinding Wheels And The Like; Of Agglomerated Sy	45.435	57.320	5.236.484	7.501.548
	680422	Millstones, Grindstones, Grinding Wheels And The Like; Of Other Agglomera	5.937	303.140	45.989	696.808
	680423	Millstones, Grindstones, Grinding Wheels And The Like; Of Natural Stone	29.527	6.579	64.310	25.218
	680430	Stones; Hand Sharpening Or Polishing Stones, Of Natural Stone, Agglomerat	242	208	140.702	1.508
	680510	Abrasive Powder Or Grain; Natural Or Artificial, On A Base Of Woven Textile	107.027	92.042	808.704	738.677
	680520	Abrasive Powder Or Grain; Natural Or Artificial, On A Base Of Paper Or Pape	1.152	698	8.504	11.160
	680530	Abrasive Powder Or Grain; Natural Or Artificial, On A Base Of Materials N.e.	2.162	1.830	24.029	29.957
	680610	Slag Wool, Rock Wool And Similar Mineral Wools (including Intermixtures Th	5.837.477	6.454.554	7.000.492	9.307.471
	680690	Minerals; Mixtures And Articles Of Heat-insulating, Sound-insulating Or Sour	85.008	100.022	181.496	277.000
	680790	Asphalt Or Similar Material; Articles (e.g. Petroleum Bitumen Or Coal Tar Pit	1.914.056	2.123.981	1.026.994	1.153.558
	680800	Panels, Boards, Tiles, Blocks And The Like; Of Vegetable Fibre, Of Straw, Sha	573.331	1.406.004	312.179	674.709
	680911	Plaster, Or Plaster Compositions; Boards, Sheets, Panels, Tiles And Similar A	19.584.147	23.294.105	2.966.197	3.425.634
	680919	Plaster, Or Plaster Compositions; Boards, Sheets, Panels, Tiles And Similar A	304		259	
	680990	Plaster Articles Or Articles Of Compositions Based On Plaster; N.e.c. In Heading No. 6809		292		6.600
	681011	Cement, Concrete Or Artificial Stone; Building Blocks Or Bricks, Whether Or	1.146.458	1.979.900	150.115	261.336
	681019	Cement, Concrete Or Artificial Stone; Tiles, Flagstones And Similar, (excludin	7.167.400	768.506	3.284.746	636.477
	681091	Cement, Concrete Or Artificial Stone; Prefabricated Structural Components	1.094.407	37.065.445	456.630	16.692.013
	681099	Cement, Concrete Or Artificial Stone; Articles (other Than Prefabricated Stru	322.159	399.062	194.633	220.490
	681140	Asbestos-cement; Articles Or The Like, Containing Asbestos	501.944	661.602	234.184	315.556
	681182	Cellulose Fibre-cement; Articles Or The Like, Sheets, Panels, Tiles And Simila	4.094.724	5.016.331	894.812	1.164.576
	681280	Fabricated Crocidolite (blue Asbestos) Fibres, Mixtures With A Basis Of Croci	6		350	
	681291	Asbestos Or Mixtures With A Basis Of Asbestos (other Than Crocidolite); Clothing, Clothing Ac		1		6
	681299	Asbestos Or Mixtures With A Basis Of Asbestos (other Than Crocidolite); Fib	33	149	2.948	7.205
	681320	Friction Material And Articles Thereof (e.g. Sheets, Rolls, Strips, Segments, D	286		5.798	
	681381	Brake Linings And Pads; With A Basis Of Mineral Substances Or Cellulose (ot	73.017	63.514	883.513	1.140.346
	681389	Friction Material And Articles Thereof (e.g. Sheets, Rolls, Strips, Segments, D	41.047	72.526	1.126.599	1.857.459
	681490	Mica; Worked Mica And Articles Of Mica (excluding Plates, Sheets And Strip	79	3.000	1.343	2.370
	681520	Peat; Articles Of Peat N.e.c. Or Included	4.015	5.500	2.346	7.670
	681599	Stone Articles And Articles Of Other Mineral Substances; N.e.c. Or Included	87.412	73.623	155.714	186.056
	690100	Bricks, Blocks, Tiles And Other Ceramic Goods Of Siliceous Fossil Meals (e.g.	67		240	
	690220	Refractory Bricks, Blocks, Tiles And Similar Refractory Ceramic Constructiona	22.800	93.410	6.480	101.244
	690320	Refractory Ceramic Goods; Containing By Weight More Than 50% Of Alumina Or Of A Mixture		1.603		7.128
	690390	Refractory Ceramic Goods; Composition Of Which N.e.c. In Heading No. 690	369	45	145	524
	690410	Ceramic Building Bricks		9.000		720
	690490	Ceramic Flooring Blocks, Supports Or Filler Tiles And The Like (excluding Building Bricks)		6.000		3.884
	690510	Ceramic Roofing Tiles	548.922	584.623	96.436	99.022
	690590	Ceramic Chimney-pots, Cowls, Chimney Liners, Architectural Ornaments An	10.078	33.337	4.719	18.458
	690721	Ceramic Tiles; Flags And Paving, Hearth Or Wall Tiles Other Than Those Of S	19.155.720	17.722.648	6.672.756	6.253.422
	690722	Ceramic Tiles; Flags And Paving, Hearth Or Wall Tiles Other Than Those Of S	9.074.411	9.172.269	1.913.696	1.818.896
	690723	Ceramic Tiles; Flags And Paving, Hearth Or Wall Tiles Other Than Those Of S	41.561.154	37.346.597	8.685.971	7.692.387
	690730	Mosaic Cubes And The Like, Other Than Those Of Subheading 6907.40	4		1	
	690740	Finishing Ceramics	283.910	131.752	126.704	51.095
	690912	Ceramic Wares; For Laboratory, Chemical Or Other Technical Uses, Articles	4	1	187	11
	690919	Ceramic Wares; For Laboratory, Chemical Or Other Technical Uses, Other Th	6.211.556	9.593.902	71.399.247	96.569.112
	690990	Ceramic Wares; Pots, Jars And Similar Articles Of A Kind Used For The Conveyance Or Packing		1		21
	691010	Ceramic Sinks, Wash Basins, Wash Basin Pedestals, Baths, Bidets, Water Clo	171.426	863.588	296.122	1.684.215
	691090	Ceramic Sinks, Wash Basins, Wash Basin Pedestals, Baths, Bidets, Water Closet Pans, Flushing		7.044		21.152
	691110	Tableware And Kitchenware; Of Porcelain Or China	1.077.086	1.656.570	9.257.373	14.604.012
	691190	Household And Toilet Articles; N.e.c. In Heading No. 6911, Of Porcelain Or C	10	893	5	2.822
	691200	Ceramic Tableware, Kitchenware, Other Household Articles And Toilet Articl	2.084.244	3.201.836	6.572.204	10.360.280
	691310	Ceramic Statuettes And Other Ornamental Ceramic Articles, Of Porcelain Or China		480		2.038
	691390	Ceramic Statuettes And Other Ornamental Ceramic Articles; Other Than Of	76.997	80.339	115.872	142.032
	691410	Ceramic Articles N.e.c. In Chapter 69; Of Porcelain Or China	11.464	500	7.759	57.965
	691490	Ceramic Articles N.e.c. In Chapter 69; Other Than Of Porcelain Or China	30.670	58.662	756.338	737.886
	700210	Glass; Unworked, In Balls (other Than Microspheres Of Heading No. 7018)	4		20	
	700220	Glass; Unworked, In Rods		158		38.481
	700232	Glass; Unworked, Tubes, Of Glass Having A Linear Coefficient Of Expansion	39.217		80.189	
	700239	Glass; Unworked, In Tubes, Other Than Of Glass Having A Linear Coefficient Of Expansion Not		20		75
	700312	Glass; Cast Glass And Rolled Glass, Non-wired Sheets, Coloured Through The	145		374	

https://www.bps.go.id

Tabel 2. Ekspor Provinsi Asal Barang Dirinci Menurut Kode HS6 Digit, 2020—2021

Provinsi Asal	Kode HS 6	Deskripsi HS 6 Digit	Berat Bersih (Kg)		Nilai FOB (US$)	
			2020	2021	2020	2021
(1)	(2)	(3)	(4)	(5)	(6)	(7)
Jawa Barat						
	700319	Glass; Cast Glass And Rolled Glass, Non-wired Sheets, (excluding Those Colo	56.187	255.189	47.750	182.466
	700330	Glass; Cast Glass And Rolled Glass, Profiles, Not Otherwise Worked	1.574	2.490	4.703	7.377
	700510	Glass; Float Glass And Surface Ground Or Polished Glass, In Sheets, Non-wire	75.688.888	71.302.051	21.554.164	26.277.423
	700521	Glass; Float Glass And Surface Ground Or Polished Glass, In Sheets, Non-wire	197.464.617	195.557.528	70.924.973	74.458.734
	700529	Glass; Float Glass And Surface Ground Or Polished Glass, In Sheets, Non-wire	31.382.598	14.641.045	8.149.901	4.871.787
	700600	Glass Of Heading No. 7003, 7004 Or 7005; Bent, Edge-worked, Engraved, Dr	113.542	219.862	169.031	273.714
	700711	Glass; Safety Glass, Toughened (tempered), Of Size And Shape Suitable For I	1.342.990	1.969.477	3.089.543	4.011.630
	700719	Glass; Safety Glass, Toughened (tempered), (not Of A Size And Shape Suitab	3.120	1.577	4.351	4.431
	700721	Glass; Safety Glass, Laminated, Of Size And Shape Suitable For Incorporation	3.635.463	4.605.425	8.597.318	11.050.972
	700729	Glass; Safety Glass, Laminated, (not Of A Size And Shape Suitable For Incorp	1.523	65	912	6
	700800	Glass; Multiple-walled Insulating Units Of Glass	75.589	226.942	200.782	573.872
	700910	Glass; Rear-view Mirrors For Vehicles	20.421	45.730	526.196	1.165.567
	700991	Glass Mirrors; Unframed, Excluding Rear-view Mirrors For Vehicles	13.499.456	15.651.308	8.127.423	9.947.913
	700992	Glass Mirrors; Framed, Excluding Rear-view Mirrors For Vehicles	154.880	239.637	681.306	1.372.805
	701010	Glass; Ampoules, Of A Kind Used For The Conveyance Or Packing Of Goods	279.161	325.931	2.650.852	2.413.231
	701020	Glass; Stoppers, Lids And Other Closures		0		4
	701090	Glass; Carboys, Bottles, Flasks, Jars, Pots, Phials And Other Containers Of Gla	22.704.124	36.485.791	26.907.556	37.405.113
	701110	Glass Envelopes (including Bulbs And Tubes); Open, And Glass Parts Thereof	0		172	
	701310	Glassware; Of A Kind Used For Table, Kitchen, Toilet, Office, Indoor Decorati	10.369	5.686	14.750	19.976
	701328	Stemware Drinking Glasses, Other Than Of Lead Crystal Or Glass-ceramics	27.327	26.768	51.345	70.107
	701337	Glassware; Drinking Glasses (not Stemware), Other Than Of Lead Crystal Or	1.114	1.418	3.861	7.016
	701341	Glassware Of A Kind Used For Table Or Kitchen Purposes (not Drinking Glasses), Of Lead Cryst		4		75
	701342	Glassware Of A Kind Used For Table Or Kitchen Purposes (not Drinking Glass	3.278	6	84.927	87
	701349	Glassware Of A Kind Used For Table Or Kitchen Purposes (not Drinking Glass	19	79	139	1.476
	701391	Glassware; N.e.c. In Heading No. 7013, Of Lead Crystal		13.500		6.840
	701399	Glassware; N.e.c. In Heading No. 7013, Other Than Of Lead Crystal	3.370.976	3.262.650	8.573.264	8.256.180
	701400	Glassware; Signalling, (not Optically Worked)	87	140	3.457	5.626
	701510	Glasses For Corrective Spectacles; Curved, Bent, Hollowed Or The Like, Not (	1.666	15	59.787	122
	701590	Glasses; Clock Or Watch And Similar, Glasses For Non-corrective Spectacles, Curved, Bent, Ho		43		223
	701610	Glass Cubes And Other Glass Smallwares; Whether Or Not On A Backing, For	150		227	
	701690	Multicellular Or Foam Glass; In Blocks, Panels, Plates, Shells Or Similar Forms	24.472.155	27.645.568	10.439.972	11.945.227
	701710	Glassware; Laboratory, Hygienic Or Pharmaceutical, Whether Or Not Gradua	46		164	
	701720	Glassware; Laboratory, Hygienic Or Pharmaceutical, Whether Or Not Gradua	59.742	74.465	1.230.796	1.340.002
	701790	Glassware; Laboratory, Hygienic Or Pharmaceutical, Whether Or Not Gradua	149.149	249.357	2.487.279	3.808.709
	701810	Glass; Beads, Imitation Pearls, Imitation Precious Or Semi-precious Stones A	78	55	2.456	476
	701890	Glass; Articles Thereof, Statuettes And Other Ornaments Of Lamp Worked G	1.827	1	391	2
	701912	Glass Fibres; (including Glass Wool), Rovings	4.405	3.272	19.754	20.359
	701919	Glass Fibres; (including Glass Wool), Slivers, Yarns And Threads	532	688	11.899	14.362
	701990	Glass Fibres; N.e.c. In Heading No. 7019	84.302	96.204	718.784	811.912
	702000	Glass; Articles N.e.c. In Chapter 70	5.723	5.654	45.746	43.788
	710121	Pearls; Cultured, Unworked, Whether Or Not Graded (but Not Strung, Moun	52	21	776.343	443.995
	710239	Diamonds; Non-industrial, (other Than Unworked Or Simply Sawn, Cleaved Or Bruted), But N		0		544.868
	710310	Stones; Precious (other Than Diamonds) And Semi-precious Stones, Unwork	349	3.814	23.100	73.389
	710391	Stones; Rubies, Sapphires And Emeralds, Worked (other Than Simply Sawn (	1.271	3.097	8.451	62.532
	710399	Stones; Precious (other Than Diamonds) And Semi-precious Stones, (other Than Rubies, Sapp		5.412		31.630
	710410	Stones; Precious Or Semi-precious, Synthetic Or Reconstructed, Piezo-electric Quartz, Whethe		60		120
	710510	Stones; Precious And Semi-precious, Dust And Powder, Of Diamonds	1		1	
	710590	Stones; Precious And Semi-precious, Dust And Powder, Of Natural Or Synthe	1	1	5	1
	710610	Metals; Silver Powder	9.285	6.560	6.583.242	5.197.559
	710691	Metals; Silver, Unwrought, (but Not Powder)	1.400	1.300	739.704	952.706
	710692	Metals; Silver, Semi-manufactured		0		27
	710812	Metals; Gold, Non-monetary, Unwrought (but Not Powder)	1.475	1.100	83.784.037	63.565.986
	711230	Waste And Scrap Of Precious Metal Or Of Metal Clad With Precious Metal; Ash Containing Pre		2.057		66.148
	711291	Waste And Scrap Of Precious Metals; Of Gold, Including Metal Clad With Go	60	17	2.909.068	930.178
	711292	Waste And Scrap Of Precious Metals; Of Platinum, Including Metal Clad With	1.753	11.675	250.619	458.216
	711299	Waste And Scrap Of Precious Metals; Waste And Scrap Of Precious Metals In	61.717	2.825	1.035.472	1.424.830
	711311	Jewellery; Of Silver, Whether Or Not Plated Or Clad With Other Precious Me	587	617	34.633	33.006
	711319	Jewellery; Of Precious Metal (excluding Silver) Whether Or Not Plated Or Cla	2.611	3.064	94.205.727	116.689.018
	711320	Jewellery; Of Base Metal Clad With Precious Metal, And Parts Thereof		1		1
	711510	Metal; Catalysts In The Form Of Wire Cloth Or Grill, Of Platinum	500		2.100	

https://www.bps.go.id

Tabel 2. Ekspor Provinsi Asal Barang Dirinci Menurut Kode HS6 Digit, 2020—2021

Provinsi Asal	Kode HS 6	Deskripsi HS 6 Digit	Berat Bersih (Kg)		Nilai FOB (US$)	
			2020	2021	2020	2021
(1)	(2)	(3)	(4)	(5)	(6)	(7)
Jawa Barat						
	711620	Stones; Precious Or Semi-precious Stones (natural, Synthetic Or Reconstruct	30	15	374	270
	711711	Jewellery; Imitation, Cuff Links And Studs, Of Base Metal, Whether Or Not Pl	187	58	3.620	1.456
	711719	Jewellery; Imitation, (excluding Cuff Links And Studs), Of Base Metal, Wheth	7.240	8.095	197.171	242.563
	711790	Jewellery; Imitation, Of Other Than Base Metal, Whether Or Not Plated Witl	51.780	15.187	116.593	30.014
	711810	Coin (other Than Gold Coin), Not Being Legal Tender	3	4	4.686	50.821
	720219	Ferro-alloys; Ferro-manganese, Containing By Weight 2% Or Less Of Carbon		105.873		165.131
	720221	Ferro-alloys; Ferro-silicon, Containing By Weight More Than 55% Of Silicon	0		1.116	
	720230	Ferro-alloys; Ferro-silico-manganese	3.983.183	12.949.570	4.176.521	19.384.945
	720299	Ferro-alloys; N.e.c. In Heading No. 7202	22.225	81.925	54.281	222.407
	720421	Ferrous Waste And Scrap; Of Stainless Steel	4.558.813	5.709.954	4.673.083	8.110.136
	720441	Ferrous Waste And Scrap; Turnings, Shavings, Chips, Milling Waste, Sawdust	1		1	
	720510	Iron Or Steel, Pig Iron, Spiegeleisen; Granules Thereof		20.000		16.200
	720521	Alloy Steel Powders	25.000		5.000	
	720529	Iron Or Steel, Pig Iron, Spiegeleisen; Powders (excluding Alloy Steel)	55.020	7.620	118.725	22.990
	720610	Iron Or Non-alloy Steel; Ingots (excluding Iron Of Heading No. 7203)	13	1	74	380
	720690	Iron Or Non-alloy Steel; Primary Forms (excluding Ingots And Iron Of Headin	206	106	20.164	4.051
	720712	Iron Or Non-alloy Steel; Semi-finished Products Of Iron Or Non-alloy Steel; C	11.283	14.578	58.768	42.836
	720720	Iron Or Non-alloy Steel; Semi-finished Products Of Iron Or Non-alloy Steel, Containing By Weig		2		4
	720825	Iron Or Non-alloy Steel; In Coils, Without Patterns In Relief, Flat-rolled, Of A Width 600mm Or		3.189		7.354
	720826	Iron Or Non-alloy Steel; In Coils, Without Patterns In Relief, Flat-rolled, Of A	13.750	1.036.419	9.625	926.062
	720827	Iron Or Non-alloy Steel; In Coils, Without Patterns In Relief, Flat-rolled, Of A	11.419	1.038.684	55.165	1.041.192
	720836	Iron Or Non-alloy Steel; In Coils, Without Patterns In Relief, Flat-rolled, Of A Width 600mm Or		62.290		54.504
	720837	Iron Or Non-alloy Steel; In Coils, Without Patterns In Relief, Flat-rolled, Of A Width 600mm Or		3.764.585		3.404.870
	720851	Iron Or Non-alloy Steel; (not In Coils), Flat-rolled, Of A Width 600mm Or Mo	21.005.235	14.302.251	11.175.844	13.338.347
	720852	Iron Or Non-alloy Steel; (not In Coils), Flat-rolled, Of A Width 600mm Or Mo	8.555.110	9.323.646	19.314.497	8.501.846
	720853	Iron Or Non-alloy Steel; (not In Coils), Flat-rolled, Of A Width 600mm Or Mo	54.540	1.296.855	28.075	1.257.011
	720854	Iron Or Non-alloy Steel; (not In Coils), Flat-rolled, Of A Width 600mm Or Mo	111.406	881.765	58.450	823.560
	720915	Iron Or Non-alloy Steel; In Coils, Flat-rolled, Width 600mm Or More, Cold-rolled, Of A Thickne		841		933
	720916	Iron Or Non-alloy Steel; In Coils, Flat-rolled, Width 600mm Or More, Cold-ro	2.049.735	3.853.504	1.757.696	5.130.129
	720917	Iron Or Non-alloy Steel; In Coils, Flat-rolled, Width 600mm Or More, Cold-ro	1.305.100	8.509.717	727.842	9.851.917
	720918	Iron Or Non-alloy Steel; In Coils, Flat-rolled, Width 600mm Or More, Cold-rolled, Of A Thickne		518.460		635.020
	720926	Iron Or Non-alloy Steel; (not In Coils), Flat-rolled, Width 600mm Or More, Co	39.644	426	51.845	1.010
	720927	Iron Or Non-alloy Steel; (not In Coils), Flat-rolled, Width 600mm Or More, Co	475.185	34.415	373.633	50.908
	720928	Iron Or Non-alloy Steel; (not In Coils), Flat-rolled, Width 600mm Or More, Co	51.360		34.018	
	721012	Iron Or Non-alloy Steel; Flat-rolled, Width 600mm Or More, Plated Or Coate	66	1	174	3
	721020	Iron Or Non-alloy Steel; Flat-rolled, Width 600mm Or More, Plated Or Coated With Lead, Inclu		1		0
	721030	Iron Or Non-alloy Steel; Flat-rolled, Width 600mm Or More, Electrolytically F	426.350	48.265	786.558	710.982
	721049	Iron Or Non-alloy Steel; Flat-rolled, Width 600mm Or More, (not Corrugated	6.754.899	47.050.974	6.443.477	57.478.889
	721061	Iron Or Non-alloy Steel; Flat-rolled, Width 600mm Or More, Plated Or Coate	3.657.738	11.037.215	2.928.128	12.137.858
	721070	Iron Or Non-alloy Steel; Flat-rolled, Width 600mm Or More, Painted, Varnish	1	335	2	2.548
	721090	Iron Or Non-alloy Steel; Flat-rolled, Width 600mm Or More, Plated Or Coate	207.205	190.400	442.206	375.646
	721113	Iron Or Non-alloy Steel; Flat-rolled, Hot-rolled, Rolled On Four Faces Or In A	340	577	108	20.001
	721114	Iron Or Non-alloy Steel; Flat-rolled, Hot-rolled, Of A Width Less Than 600mm	51.919	82.948	49.171	65.944
	721119	Iron Or Non-alloy Steel; Flat-rolled, Hot-rolled, Of A Width Less Than 600mm	8.164	221	95.321	2.496
	721123	Iron Or Non-alloy Steel; Flat-rolled, Cold-rolled, Of A Width Less Than 600m	38.555	17.806	44.705	33.873
	721129	Iron Or Non-alloy Steel; Flat-rolled, Cold-rolled, Of A Width Less Than 600m	107		90	
	721190	Iron Or Non-alloy Steel; Flat-rolled, N.e.c. In Heading No. 7211, Width Less Than 600mm		597		60
	721210	Iron Or Non-alloy Steel; Flat-rolled, Width Less Than 600mm, Plated Or Coat	301	140	25	61
	721220	Iron Or Non-alloy Steel; Flat-rolled, Of A Width Less Than 600mm, Electrolyt	23.280	20.233	10.727	10.311
	721230	Iron Or Non-alloy Steel; Flat-rolled, Width Less Than 600mm, Plated Or Coat	26.419	92.877	30.266	120.767
	721240	Iron Or Non-alloy Steel; Flat-rolled, Width Less Than 600mm, Painted, Varnished Or Coated W		5		17
	721250	Iron Or Non-alloy Steel; Flat-rolled, Width Less Than 600mm, Plated Or Coat	281.386	10.308.132	241.295	12.911.151
	721260	Iron Or Non-alloy Steel; Flat-rolled, Width Less Than 600mm, Clad	52		41	
	721310	Iron Or Non-alloy Steel; Bars And Rods, Hot-rolled, In Irregularly Wound Coils, Containing Inde		1		8
	721320	Iron Or Non-alloy Steel; Bars And Rods, Hot-rolled, In Irregularly Wound Coil	108.867	45.959	115.539	58.408
	721391	Iron Or Non-alloy Steel; Bars And Rods, Hot-rolled, In Irregularly Wound Coil	1	50	0	5
	721399	Iron Or Non-alloy Steel; Bars And Rods, Hot-rolled, In Irregularly Wound Coil	3	62	3	264
	721410	Iron Or Non-alloy Steel; Bars And Rods, Forged, Hot-rolled, Hot-drawn Or Ho	720.270	175.212	4.893.252	738.909
	721420	Iron Or Non-alloy Steel; Bars And Rods, Hot-rolled, Hot-drawn Or Hot-extruded, Containing In		3.402		2.701
	721491	Iron Or Non-alloy Steel; Bars And Rods, Hot-rolled, Hot-drawn Or Hot-extruded, N.e.c. In Heac		200		1.926

Tabel 2. Ekspor Provinsi Asal Barang Dirinci Menurut Kode HS6 Digit, 2020—2021

Provinsi Asal	Kode HS 6	Deskripsi HS 6 Digit	Berat Bersih (Kg)		Nilai FOB (US$)	
			2020	2021	2020	2021
(1)	(2)	(3)	(4)	(5)	(6)	(7)
Jawa Barat						
	721510	Iron Or Non-alloy Steel; Bars And Rods, Of Free-cutting Steel, Cold-formed O	16.842	7	28.522	1.753
	721550	Iron Or Non-alloy Steel; Bars And Rods, N.e.c. In Chapter 72, Cold-formed Or	4.909	74	7.565	102
	721590	Iron Or Non-alloy Steel; Bars And Rods, N.e.c. In Chapter 72, N.e.c. In Headir	714		595	
	721621	Iron Or Non-alloy Steel; L Sections, Hot-rolled, Hot-drawn Or Extruded, Of A	25.490	128.764	14.784	116.739
	721631	Iron Or Non-alloy Steel; U Sections, Hot-rolled, Hot-drawn Or Extruded, Of A	26.246	2.101	21.996	2.889
	721632	Iron Or Non-alloy Steel; I Sections, Hot-rolled, Hot-drawn Or Extruded, Of A	1.201.190	98.850	647.239	100.829
	721633	Iron Or Non-alloy Steel; H Sections, Hot-rolled, Hot-drawn Or Extruded, Of A	236.880	179.700	132.299	154.542
	721640	Iron Or Non-alloy Steel; L Or T Sections, Hot-rolled, Hot-drawn Or Extruded,	19.537		10.159	
	721650	Iron Or Non-alloy Steel; Angles, Shapes And Sections, N.e.c. In Heading No. 7216, Hot-rolled, I		498.742		384.031
	721669	Iron Or Non-alloy Steel; Angles, Shapes And Sections, Cold-formed Or Cold-f	41.272	38.736	82.052	113.215
	721710	Iron Or Non-alloy Steel; Wire, (not Plated Or Coated), Whether Or Not Polish	1.279.155	1.511.422	2.468.524	3.077.354
	721720	Iron Or Non-alloy Steel; Wire, Plated Or Coated With Zinc	11.775.287	6.396.274	10.051.657	7.496.407
	721730	Iron Or Non-alloy Steel; Wire, Plated Or Coated With Base Metals (other Tha	7.033.468	6.382.707	8.051.415	8.177.921
	721790	Iron Or Non-alloy Steel; Wire, N.e.c. In Heading No. 7217	2.050		5.632	
	721810	Steel, Stainless; Ingots And Other Primary Forms	55		1.358	
	721899	Steel, Stainless; Semi-finished Products, Other Than Of Rectangular Cross-se	142	312	5.401	16.204
	721912	Steel, Stainless; Flat-rolled, Width 600mm Or More, Hot-rolled, In Coils, Of A Thickness Of 4.7		90		165
	721913	Steel, Stainless; Flat-rolled, Width 600mm Or More, Hot-rolled, In Coils, Of A	212		1.160	
	721934	Steel, Stainless; Flat-rolled, Width 600mm Or More, Cold-rolled, Of A Thickn	24.209	14.898	73.949	45.726
	721935	Steel, Stainless; Flat-rolled, Width 600mm Or More, Cold-rolled, Of A Thickness Of Less Than (		237.237		772.243
	721990	Steel, Stainless; Flat-rolled, Width 600mm Or More, N.e.c. In Heading No. 72	0	3	1	103
	722012	Steel, Stainless; Flat-rolled, Width Less Than 600mm, Hot-rolled, Of A Thickn	6.991		23.122	
	722020	Steel, Stainless; Flat-rolled, Width Less Than 600mm, Cold-rolled	404.876	505.862	1.389.261	2.318.886
	722090	Steel, Stainless; Flat-rolled, Width Less Than 600mm, N.e.c. In Heading No 7	913.331	1.772.277	3.511.673	7.691.133
	722100	Steel, Stainless; Bars And Rods, Hot-rolled, In Irregularly Wound Coils		2		2
	722211	Steel, Stainless; Bars And Rods, Hot-rolled, Hot-drawn Or Extruded, Of Circul	128	4.639	1.331	25.725
	722220	Steel, Stainless; Bars And Rods, Cold-formed Or Cold-finished		31.343		879.193
	722230	Steel, Stainless; Bars And Rods, N.e.c. In Heading No. 7222	6.708	102	37.330	2.049
	722240	Steel, Stainless; Angles, Shapes And Sections	0		7	
	722300	Steel, Stainless; Wire	404.364	478.440	1.055.754	1.156.396
	722490	Steel, Alloy; Semi-finished Products	2.792		36.520	
	722511	Steel, Alloy; Flat-rolled, Width 600mm Or More, Of Silicon-electrical Steel, G	355.300	236.065	757.922	599.865
	722519	Steel, Alloy; Flat-rolled, Width 600mm Or More, Of Silicon-electrical Steel, (c	19.403	261.031	36.004	331.294
	722530	Steel, Alloy; Flat-rolled, Width 600mm Or More, Hot-rolled, In Coils	11.443		16.537	
	722540	Steel, Alloy; Flat-rolled, Width 600mm Or More, Hot-rolled, Not In Coils	4.754	1.911	2.451	19.158
	722550	Steel, Alloy; Flat-rolled, Width 600mm Or More, Cold-rolled	94.906	79.962	180.472	196.546
	722592	Steel, Alloy; Flat-rolled, Width 600mm Or More, N.e.c. In Heading No. 7225,	2.837.788	2.084.224	2.921.442	1.981.538
	722599	Steel, Alloy; Flat-rolled, Width 600mm Or More, N.e.c. In Heading No. 7225,	8.650	272.712	19.310	168.171
	722611	Steel, Alloy; Flat-rolled, Width Less Than 600mm, Of Silicon-electrical Steel, (	455.065	201.973	1.062.385	505.873
	722619	Steel, Alloy; Flat-rolled, Width Less Than 600mm, Of Silicon-electrical Steel, Other Than Grain-		9.253		7.836
	722620	Steel, Alloy; Flat-rolled, Width Less Than 600mm, Of High Speed Steel	120.000	16.500	60.800	10.065
	722692	Steel, Alloy; Flat-rolled, Width Less Than 600mm, (excluding Silicon-electrica	11.058	1.600	55.083	9.906
	722699	Steel, Alloy; Flat-rolled, Width Less Than 600mm, N.e.c. In Item No. 7226.9	49.090	24.853	180.978	92.889
	722720	Steel, Alloy; Bars And Rods, Hot-rolled, In Irregularly Wound Coils, Of Silico-r	145.034	563.807	95.432	445.859
	722790	Steel, Alloy; Bars And Rods, Hot-rolled, In Irregularly Wound Coils, N.e.c. In Heading No. 7227		62.052		46.757
	722810	Steel, Alloy; Bars And Rods, Of High Speed Steel	22.205	11.088	178.532	60.197
	722820	Steel, Alloy; Bars And Rods, Of Silico-manganese Steel		695		884
	722830	Steel, Alloy; Bars And Rods, Hot-rolled, Hot-drawn Or Extruded	79.637	151.415	105.858	134.823
	722850	Steel, Alloy; Bars And Rods, Cold-formed Or Cold-finished		1.060		2.088
	722860	Steel, Alloy; Bars And Rods N.e.c. In Heading No. 7228	16	105	118	1.425
	722880	Steel, Alloy Or Non-alloy; Hollow Drill Bars And Rods	1	1	49	125
	722920	Steel, Alloy; Wire, Of Silico-manganese Steel	1		4	
	722990	Steel, Alloy; Wire, Of Materials Other Than Silico-manganese Steel	5.235.949	7.023.319	15.891.242	21.198.543
	730110	Iron Or Steel; Sheet Piling, Whether Or Not Drilled, Punched Or Made From	1.031.318	170.351	1.833.888	551.465
	730120	Iron Or Steel; Angles, Shapes And Sections, Welded	2.073.501	1.590.329	4.424.992	3.292.655
	730290	Iron Or Steel, Railway Or Tramway Track Construction Material; N.e.c. In He	75.000		130.000	
	730300	Cast Iron; Tubes, Pipes And Hollow Profiles	130.121	242.197	457.996	787.792
	730411	Iron Or Steel (excluding Cast Iron); Seamless, Line Pipe Of A Kind Used For O	271	547	4.263	9.526
	730419	Iron Or Steel (excluding Cast Iron Or Stainless Steel); Seamless, Line Pipe Of	35.738	2.450	114.972	127.018
	730422	Steel, Stainless; Seamless, Drill Pipe, Of A Kind Used In Drilling For Oil Or Gas		6		108

https://www.bps.go.id

Tabel 2. Ekspor Provinsi Asal Barang Dirinci Menurut Kode HS6 Digit, 2020—2021

Provinsi Asal	Kode HS 6	Deskripsi HS 6 Digit	Berat Bersih (Kg)		Nilai FOB (US$)	
			2020	2021	2020	2021
(1)	(2)	(3)	(4)	(5)	(6)	(7)
Jawa Barat						
	730423	Iron Or Steel (excluding Cast Iron Or Stainless Steel); Seamless, Drill Pipe, Of	1		1	
	730429	Iron Or Steel (excluding Cast Iron Or Stainless Steel); Seamless, Casing And T	17.420	880	6.731	800
	730431	Iron Or Non-alloy Steel (excluding Cast Iron); Seamless, Cold-drawn Or Cold-	3.731	15.609	51.554	61.419
	730439	Iron Or Non-alloy Steel (excluding Cast Iron); Seamless, (excluding Cold-drawn Or Cold-rolled)		7.102		59.282
	730441	Steel, Stainless; Cold-drawn Or Cold-rolled (cold-reduced), Tubes And Pipes	0		27	
	730449	Steel, Stainless; (excluding Cold-drawn Or Cold-rolled), Tubes Pipes And Holl	150	3.244	1.011	20.616
	730451	Steel, Alloy (not Stainless Steel); Seamless, Cold-drawn Or Cold-rolled (cold-	52	16	10.965	1.204
	730459	Steel, Alloy (not Stainless Steel); (excluding Cold-drawn Or Cold-rolled), Tube	1.280	1.667	21.133	61.397
	730490	Iron Or Steel (excluding Cast Iron); Seamless, Tubes, Pipes And Hollow Profil	907	18.548	3.533	51.880
	730511	Iron Or Steel (excluding Cast Iron); Line Pipe Of A Kind Used For Oil Or Gas P	3	3	307	140
	730512	Iron Or Steel (excluding Cast Iron); Line Pipe Of A Kind Used For Oil Or Gas P	3.360		4.370	
	730520	Iron Or Steel (excluding Cast Iron); Casing Of A Kind Used In Drilling For Oil Or Gas (not Seamle		699		6.490
	730531	Iron Or Steel (excluding Cast Iron); Tubes And Pipes (other Than Line Pipe Or	486.588	1.479.043	1.891.615	6.386.874
	730611	Steel; Stainless; Line Pipe Of A Kind Used For Oil Or Gas Pipelines N.e.c. In Chapter 73, Weldec		1		3
	730619	Iron Or Steel (excluding Cast Iron); Line Pipe Of A Kind Used For Oil Or Gas P	139.069	163.872	139.225	195.659
	730630	Iron Or Non-alloy Steel (excluding Cast Iron); Tubes And Pipes (not Seamless	1.047.152	1.268.658	1.432.932	2.227.000
	730640	Steel, Stainless; Tubes, Pipes And Hollow Profiles, Welded, Of Circular Cross-	387	2.735	3.571	30.391
	730650	Steel, Alloy; Tubes, Pipes And Hollow Profiles (other Than Stainless Steel Or	834.560	520.100	1.702.831	1.058.840
	730661	Iron Or Steel (excluding Cast Iron); Tubes, Pipes And Hollow Profiles (not Sea	167.010	5	177.432	895
	730690	Iron Or Steel (excluding Cast Iron); Tubes, Pipes And Hollow Profiles (not Sea	4	1.058	905	861
	730711	Cast Iron; Cast Fittings, Of Non-malleable Cast Iron	7.897	6.035	97.697	57.162
	730719	Iron Or Steel; Cast Fittings, Other Than Of Non-malleable Cast Iron	23.660	4.619	60.432	2.680
	730721	Steel, Stainless; Tube Or Pipe Fittings, Flanges, Of Stainless Steel	10.469	4.278	52.149	36.359
	730722	Steel, Stainless; Tube Or Pipe Fittings, Threaded Elbows, Bends And Sleeves	6	221	9.044	3.698
	730723	Steel, Stainless; Tube Or Pipe Fittings, Butt Welding Fittings		73		951
	730729	Steel, Stainless; Tube Or Pipe Fittings, N.e.c. In Item No. 7307.2	5.071	78	74.760	2.167
	730791	Iron Or Steel; Tube Or Pipe Fittings, Flanges, Other Than Stainless Steel	93.635	124.663	506.816	553.075
	730792	Iron Or Steel; Tube Or Pipe Fittings, Threaded Elbows, Bends And Sleeves, O	405.682	476.248	1.873.330	2.123.190
	730793	Iron Or Steel; Tube Or Pipe Fittings, Butt Welding Fittings, Other Than Stainl	0	1.903	6	20.180
	730799	Iron Or Steel; Tube Or Pipe Fittings, N.e.c. In Item No. 7307.9, Other Than St	85.597	125.421	1.331.881	1.718.172
	730810	Iron Or Steel; Structures And Parts Thereof, Bridges And Bridge-sections	1.326.957	2.673.627	978.997	3.153.757
	730820	Iron Or Steel; Structures And Parts Thereof, Towers And Lattice Masts	3.722.342	1.297.699	3.918.803	1.264.340
	730830	Iron Or Steel; Structures And Parts Thereof, Doors, Windows And Their Fram	118.153	33.333	336.387	91.402
	730840	Iron Or Steel; Structures And Parts Thereof, Props And Similar Equipment Fo	6.197	4	22.218	151
	730890	Iron Or Steel; Structures And Parts Thereof, N.e.c. In Heading 7308	6.090.975	7.729.247	6.496.232	11.704.107
	730900	Reservoirs, Tanks, Vats And Similar Containers; For Any Material (excluding	2.372.024	2.968.985	239.656	250.173
	731010	Tanks, Casks, Drums, Cans, Boxes And Similar Containers, For Any Material (	153.979	158.130	419.296	342.250
	731021	Cans; Which Are To Be Closed By Soldering Or Crimping, For Any Material (e	47.627	34.358	182.030	128.370
	731029	Tanks, Casks, Drums, Boxes And Similar Containers For Any Material (exclud	224.350	5.421	1.394.836	7.744
	731100	Containers For Compressed Or Liquefied Gas, Of Iron Or Steel	63.755	92.526	57.068	189.183
	731210	Iron Or Steel; Stranded Wire, Ropes And Cables, Not Electrically Insulated	56.468.740	67.971.562	85.208.125	115.243.360
	731290	Iron Or Steel; Plaited Bands, Slings And The Like, Not Electrically Insulated	6.133.076	9.536.092	14.132.577	23.032.282
	731300	Iron Of Steel; Barbed Wire, Twisted Hoop Or Single Flat Wire And Loosely Tw	1.289.054	2.564.964	2.002.794	4.284.926
	731414	Iron Or Steel; Woven Cloth, Of Stainless Steel, (other Than Endless Bands Fo	4.327	2.872	78.631	105.666
	731419	Iron Or Steel; Woven Cloth, Other Than Of Stainless Steel	3.533	1.006	3.522	5.192
	731420	Iron Or Steel Wire; Grill, Netting And Fencing, Welded At Intersections, Of W	14.141	13.848	163.803	134.101
	731431	Iron Or Steel Wire; Grill, Netting And Fencing, Welded At The Intersection, N	1		324	
	731441	Iron Or Steel Wire; Grill, Netting And Fencing, Plated Or Coated With Zinc	2.792.374	2.738.931	3.925.039	3.843.634
	731511	Chain; Articulated Link, Roller, Of Iron Or Steel	13.806	20.902	116.326	224.748
	731512	Chain; Articulated Link, (other Than Roller), Of Iron Or Steel	122	3	6.882	77
	731519	Chain; Articulated Link Parts, Of Iron Or Steel		468		30.982
	731581	Chain; Stud-link Chain, Of Iron Or Steel	7		1.006	
	731582	Chain; Welded Link Chain, Of Iron Or Steel	380	0	602	201
	731589	Chain; N.e.c. In Heading No. 7315, Of Iron Or Steel	990	271	3.896	6.483
	731590	Chain; Parts N.e.c. In Heading No. 7315, Of Iron Or Steel	3.794.769	4.587.223	10.330.161	13.700.757
	731600	Iron Or Steel; Anchors, Grapnels And Parts Thereof	33		240	
	731700	Iron Or Steel; Nails, Tacks, Drawing Pins, Corrugated Nails, Staples (not Thos	444	329	2	2.090
	731811	Iron Or Steel; Threaded Coach Screws		34		8.011
	731812	Iron Or Steel; Threaded Wood Screws Other Than Coach Screws	881	77	5.434	2.816
	731813	Iron Or Steel; Threaded Screw Hooks And Screw Rings	149	137	4.172	1.720

https://jabar.bps.go.id

Tabel 2. Ekspor Provinsi Asal Barang Dirinci Menurut Kode HS6 Digit, 2020—2021

Provinsi Asal	Kode HS 6	Deskripsi HS 6 Digit	Berat Bersih (Kg)		Nilai FOB (US$)	
			2020	2021	2020	2021
(1)	(2)	(3)	(4)	(5)	(6)	(7)
Jawa Barat						
	731814	Iron Or Steel; Threaded Self-tapping Screws	8.636	1.041	9.108	49.013
	731815	Iron Or Steel; Threaded Screws And Bolts N.e.c. In Item No. 7318.1, Whethe	1.861.996	2.312.596	8.230.724	8.771.817
	731816	Iron Or Steel; Threaded Nuts	880.160	1.061.460	9.829.386	11.983.759
	731819	Iron Or Steel; Threaded Screws, Bolts And Nuts N.e.c. In Item No. 7318.1	1.271.120	2.641.763	346.308	715.226
	731821	Iron Or Steel; Non-threaded Spring Washers And Other Lock Washers	48.540	92.005	1.200.110	2.085.662
	731822	Iron Or Steel; Non-threaded Washers, Excluding Spring And Lock	96.372	434.442	690.347	1.057.990
	731823	Iron Or Steel; Non-threaded Rivets	171	1.252	3.402	4.406
	731824	Iron Or Steel; Non-threaded Cotters And Cotter-pins	23.413	70.734	304.136	865.840
	731829	Iron Or Steel; Non-threaded Articles, N.e.c. In Item No. 7318.2	633.500	776.731	2.862.327	4.240.730
	731940	Safety Pins And Other Pins; Of Iron Or Steel	3.231	5.751	541.094	28.493
	731990	Sewing And Knitting Needles, Bodkins, Crochet Hooks, Embroidery Stilettos	66	282	14.758	44.493
	732010	Iron Or Steel; Leaf-springs And Leaves Therefor	2.713.526	3.631.924	5.358.078	7.315.609
	732020	Iron Or Steel; Helical Springs And Leaves For Springs	679.264	996.005	2.566.161	3.608.660
	732090	Iron Or Steel; Springs N.e.c. In Heading No. 7320	76.332	114.900	1.023.123	1.358.822
	732111	Cooking Appliances And Plate Warmers; For Gas Fuel Or For Both Gas And C	4.385	5.346	22.307	31.673
	732190	Domestic Appliances; Non-electric, Parts Thereof, Of Iron Or Steel	1.668		7.802	
	732219	Radiators And Parts Thereof; For Central Heating, (not Electrically Heated), Of Iron Or Steel Ot		279		5.472
	732310	Iron Or Steel; Wool, Pot Scourers And Scouring Or Polishing Pads, Gloves An	158.967	131.439	684.164	569.164
	732391	Cast Iron; Table, Kitchen And Other Household Articles And Parts Thereof, O	1.687	454	7.580	3.077
	732392	Cast Iron; Table, Kitchen And Other Household Articles And Parts Thereof, Of Cast Iron, Enam		100		1.400
	732393	Steel, Stainless; Table, Kitchen And Other Household Articles And Parts Ther	646.440	480.126	9.104.088	8.762.665
	732394	Iron (excluding Cast) Or Steel; Table, Kitchen And Other Household Articles A	21.361	40	30.244	288
	732399	Iron Or Steel; Table, Kitchen And Other Household Articles And Parts Therec	1.676.600	1.965.932	5.090.586	6.914.604
	732410	Steel; Sinks And Wash Basins, Of Stainless Steel	596		9.252	
	732421	Cast Iron, Baths, Whether Or Not Enamelled		73		561
	732429	Iron (other Than Cast) Or Steel; Baths	393		2.040	
	732490	Iron Or Steel; Sanitary Ware And Parts Thereof, Excluding Sinks, Wash Basins And Baths		1		20
	732510	Iron; Articles Of Non-malleable Cast Iron	142.335	90.872	721.642	416.154
	732599	Iron Or Steel; Cast Articles, Excluding Grinding Balls And Similar Articles For I	1.722.697	1.536.227	6.113.438	3.451.057
	732611	Iron Or Steel; Grinding Balls And Similar Articles For Mills, Forged Or Stamped, But Not Furthe		1		16
	732619	Iron Or Steel; Articles N.e.c. In Item No. 7326.11, Forged Or Stamped, But N	1.544.983	1.688.515	7.262.564	9.771.807
	732620	Iron Or Steel; Wire Articles	22.686.296	21.549.852	27.962.580	31.375.287
	732690	Iron Or Steel; Articles N.e.c. In Heading 7326	2.715.302	2.321.061	12.124.559	18.098.909
	740100	Copper Mattes; Cement Copper (precipitated Copper)	192.168		260.638	
	740319	Copper; Refined, Unwrought, N.e.c. In Item No. 7403.1	51.573		252.708	
	740321	Copper; Copper-zinc Base Alloys (brass) Unwrought	100.008	72.100	475.025	300.170
	740322	Copper; Copper-tin Base Alloys (bronze) Unwrought	1.180.242	1.516.870	6.151.762	11.796.373
	740329	Copper; Copper Alloys N.e.c. In Heading No. 7403 (other Than Master Alloys	0		2	
	740400	Copper; Waste And Scrap	11.248.452	9.798.754	53.044.302	68.055.408
	740620	Copper; Powders Of Lamellar Structure, Flakes		53.109		384.555
	740710	Copper; Bars, Rods And Profiles, Of Refined Copper		310		205
	740721	Copper; Bars, Rods And Profiles, Of Copper-zinc Base Alloys (brass)	4.244.964	5.882.450	29.628.638	52.588.773
	740729	Copper; Bars, Rods And Profiles, Of Copper Alloys (other Than Copper-zinc Base Alloys)		1.674		22.552
	740811	Copper; Wire, Of Refined Copper, Of Which The Maximum Cross-sectional D	142	37	588	800
	740819	Copper; Wire, Of Refined Copper, Of Which The Maximum Cross-sectional D	2.550	375	24.831	40.516
	740821	Copper; Wire, Of Copper-zinc Base Alloys (brass)	36.071	33.407	249.162	308.500
	740829	Copper; Wire, Of Copper Alloys (other Than Copper-zinc Base Alloys, Copper	12		633	
	740911	Copper; Strip, Of A Thickness Exceeding 0.15mm, Of Refined Copper, In Coils	2.195		5.082	
	740919	Copper; Plates And Sheets, Of A Thickness Exceeding 0.15mm, Of Refined Co	6.353	6.661	7.042	17.081
	740921	Copper; Strip, Of A Thickness Exceeding 0.15mm, Of Copper-zinc Base Alloys	275.481	550.884	1.878.911	4.917.421
	740929	Copper; Plates And Sheets, Of A Thickness Exceeding 0.15mm, Of Copper-zir	3.970	2.733	33.733	24.087
	740931	Copper; Strip, Of A Thickness Exceeding 0.15mm, Of Copper-tin Base Alloys	3.791		26.821	
	740939	Copper; Plates And Sheets, Of A Thickness Exceeding 0.15mm, Of Copper-tir	1		2.360	
	740940	Copper; Plates, Sheets And Strip, Of A Thickness Exceeding 0.15mm, Of Copper-nickel Base Al		1		498
	740990	Copper; Plates, Sheets And Strip, Of A Thickness Exceeding 0.15mm, Of Copp	373	31	47.689	123.996
	741011	Copper; Foil, Not Backed, Of A Thickness Not Exceeding 0.15mm, Of Refined Copper		2.513		23.145
	741021	Copper; Foil, Backed With Paper, Paperboard, Plastics Or Similar Backing Ma	2	13	1.129	5.711
	741022	Copper; Foil, Backed With Paper, Paperboard, Plastics Or Similar Backing Material, Of A Thickr		20		131
	741121	Copper; Tubes And Pipes, Of Copper-zinc Base Alloys (brass)	1.105	184	12.540	1.988
	741129	Copper; Tubes And Pipes, Of Copper Alloys (other Than Copper-zinc, Copper	196	76	2.142	524

https://www.bps.go.id

Tabel 2. Ekspor Provinsi Asal Barang Dirinci Menurut Kode HS6 Digit, 2020—2021

Provinsi Asal	Kode HS 6	Deskripsi HS 6 Digit	Berat Bersih (Kg)		Nilai FOB (US$)	
			2020	2021	2020	2021
(1)	(2)	(3)	(4)	(5)	(6)	(7)
Jawa Barat						
	741210	Copper; Tube Or Pipe Fittings (e.g. Couplings, Elbows, Sleeves) Of Refined Co	70		872	
	741220	Copper; Tube Or Pipe Fittings (e.g. Couplings, Elbows, Sleeves) Of Copper All	234	6.153	2.269	56.530
	741300	Copper; Stranded Wire, Cables, Plaited Bands And The Like, Not Electrically I	2.465		15.896	
	741510	Copper; Nails And Tacks, Drawing Pins, Staples And Similar Articles Of Coppe	5.630	2.307	281.106	18.000
	741521	Copper; Washers, (including Spring Washers), Not Threaded	14	93	364	1.759
	741529	Copper; Rivets, Cotters, Cotter-pins And Similar Articles, Not Threaded	256	317	11.184	15.739
	741533	Copper; Screws, Bolts And Nuts, Threaded	2.731	4.361	53.346	32.657
	741539	Copper; Articles N.e.c. In Heading No. 7415	9.083	7.660	99.826	61.994
	741810	Copper; Table, Kitchen Or Other Household Articles And Parts Thereof; Pot S	65.016	6	7.138	60
	750300	Nickel; Waste And Scrap	3.266	437	26.408	3.221
	750512	Nickel; Bars, Rods And Profiles, Of Nickel Alloys	30		2.365	
	750522	Nickel; Wire, Of Nickel Alloys		15		2.319
	750620	Nickel; Plates, Sheets, Strip And Foil, Of Nickel Alloys	556	4	25.822	186
	750712	Nickel; Tubes And Pipes, Of Nickel Alloys		615		10.501
	750890	Nickel; Articles Thereof N.e.c. In Item No. 7508.1	112.780	71.007	6.452.191	4.588.589
	760120	Aluminium; Unwrought, Alloys	89.109.772	58.599.788	141.388.173	149.826.372
	760200	Aluminium; Waste And Scrap	2.117.481	1.784.926	3.111.485	3.407.843
	760310	Aluminium; Powders Of Non-lamellar Structure		200		4.582
	760320	Aluminium; Powders Of Lamellar Structure, Flakes	1.000.200	1.430.050	125.819	118.785
	760410	Aluminium; (not Alloyed), Bars, Rods And Profiles	251.033	93.760	640.660	518.970
	760421	Aluminium; Alloys, Hollow Profiles	1.158.655	2.647.267	3.298.471	8.640.920
	760429	Aluminium; Alloys, Bars, Rods And Profiles, Other Than Hollow	2.615.047	3.602.514	7.884.169	12.463.853
	760511	Aluminium; (not Alloyed), Wire, Maximum Cross-sectional Dimension Excee	1.360.000	624.000	2.596.447	1.614.058
	760519	Aluminium; (not Alloyed), Wire, Maximum Cross-sectional Dimension Is 7mr	6.533	5.382	65.968	15.337
	760529	Aluminium; Alloys, Wire, Maximum Cross-sectional Dimension Is 7mm Or Le	83	525	667	6.877
	760611	Aluminium; Plates, Sheets And Strip, Thickness Exceeding 0.2mm, (not Alloy	570	243	600.651	27.397
	760612	Aluminium; Plates, Sheets And Strip, Thickness Exceeding 0.2mm, Alloys, Re	107.127	7.925	288.465	28.016
	760691	Aluminium; Plates, Sheets And Strip, Thickness Exceeding 0.2mm, Not Alloye	575	758	13.037	18.356
	760692	Aluminium; Plates, Sheets And Strip, Thickness Exceeding 0.2mm, Alloys, (no	150		732	
	760711	Aluminium; Foil, (not Backed), Rolled (but Not Further Worked), Of A Thickn	3.320.226	3.812.201	10.145.748	14.111.734
	760719	Aluminium; Foil, (not Backed), Of A Thickness Not Exceeding 0.2mm, Not Ro	23.421	38.871	187.951	395.438
	760720	Aluminium; Foil, Backed With Paper, Paperboard, Plastics Or Similar Backing	1.397.736	1.588.444	6.971.365	7.812.301
	760810	Aluminium; Tubes And Pipes, Not Alloyed	104	1.384	3.090	9.987
	760820	Aluminium; Tubes And Pipes, Alloys	22.273	22.574	284.150	444.134
	760900	Aluminium; Tube Or Pipe Fittings (e.g. Couplings, Elbows, Sleeves)	15.693	16.897	347.399	366.701
	761010	Aluminium; Structures (excluding Prefabricated Buildings Of Heading No. 94	26.850	7.589	120.072	34.321
	761090	Aluminium; Structures (excluding Prefabricated Buildings Of Heading No. 94	296.190	186.313	1.841.309	1.151.631
	761100	Aluminium; Reservoirs, Tanks, Vats And Similar Containers, For Material (no	497	997	1.300	2.600
	761210	Aluminium; Collapsible Tubular Containers, For Any Material, (not Compress	23.067	25.712	357.853	480.738
	761290	Aluminium; Casks, Drums, Cans, Boxes And The Like For Any Material (not C	2.161.331	2.814.165	10.110.746	14.439.689
	761410	Aluminium; Stranded Wire, Cables, Plaited Bands And The Like, (not Electric	2.183	1.539	13.485	10.635
	761490	Aluminium; Stranded Wire, Cables, Plaited Bands And The Like, (not Electric	851.056	741.217	4.398.136	3.562.651
	761510	Aluminium; Table, Kitchen Or Other Household Articles And Parts Thereof; P	24.362	46.638	262.664	464.998
	761520	Aluminium; Sanitary Ware And Parts Thereof	8	102	200	207
	761610	Aluminium; Nails, Tacks, Staples (other Than Those Of Heading No. 8305), S	909	8.991	89.359	372.331
	761691	Aluminium; Cloth, Grill, Netting And Fencing, Of Aluminium Wire	100		2.703	
	761699	Aluminium; Articles N.e.c. In Heading 7616	485.287	583.152	3.090.571	3.672.621
	780110	Lead; Unwrought, Refined	174.428		333.217	
	780191	Lead; Unwrought, Unrefined, Containing By Weight Antimony As The Princip	24.130		51.816	
	780199	Lead; Unwrought, Unrefined, Not Containing By Weight Antimony As The Pr	66.946		110.207	
	780600	Lead; Articles N.e.c. In Chapter 78	8.296	9.963	78.508	90.815
	790112	Zinc; Unwrought, (not Alloyed), Containing By Weight Less Than 99.99% Of Z	552.802	749.466	1.060.294	1.857.184
	790120	Zinc; Unwrought, Alloys	25.000	175.005	54.900	489.723
	790200	Zinc; Waste And Scrap	4.034.805	3.644.289	6.389.578	7.539.947
	790310	Zinc Dust	2.462.616	4.601.803	5.663.495	13.741.445
	790390	Zinc; Powders And Flakes	90.409	35.000	138.872	52.332
	790500	Zinc; Plates, Sheets, Strip And Foil	298		499	
	790700	Zinc; Articles N.e.c. In Chapter 79	13.063	13.881	120.367	325.864
	810197	Tungsten (wolfram); Waste And Scrap	1.618		8.627	
	810330	Tantalum; Waste And Scrap	194.787	147.461	4.549.947	3.736.592

https://jabar.bps.go.id

Tabel 2. Ekspor Provinsi Asal Barang Dirinci Menurut Kode HS6 Digit, 2020—2021

Provinsi Asal	Kode HS 6	Deskripsi HS 6 Digit	Berat Bersih (Kg)		Nilai FOB (US$)	
			2020	2021	2020	2021
(1)	(2)	(3)	(4)	(5)	(6)	(7)
Jawa Barat						
	810420	Magnesium; Waste And Scrap	484.710	1.555.742	562.934	1.572.222
	810590	Cobalt; Articles N.e.c. In Heading No. 8105		3.064		33.797
	810890	Titanium; Other Than Unwrought, N.e.c. In Heading No. 8108	84		9.514	
	811010	Antimony And Articles Thereof; Unwrought Antimony, Powders	342.343		1.429.672	
	811300	Cermets; Articles Thereof, Including Waste And Scrap		318		6.629
	820130	Tools, Hand; Mattocks, Picks, Hoes And Rakes		13		38
	820140	Tools, Hand; Axes, Bill Hooks And Similar Hewing Tools, Of A Kind Used In Ag	41		599	
	820150	Tools, Hand; One-handed Secateurs (including Poultry Shears)	1	1	9	11
	820190	Tools, Hand; Forks, Scythes, Sickles, Hay Knives, Timber Wedges, And Other	436	284	24.635	34.643
	820210	Tools, Hand; Hand Saws	8		16	
	820220	Tools, Hand; Band Saw Blades	6	154	237	271
	820231	Tools, Hand; Circular Saw Blades (including Slitting Or Slotting Saw Blades), \	11.443	28.335	499.880	1.216.888
	820239	Tools, Hand; Circular Saw Blades (including Slitting Or Slotting Saw Blades), \	85.119	125.199	3.125.857	4.352.620
	820240	Tools, Hand; Chain Saw Blades		8		125
	820291	Tools, Hand; Straight Saw Blades, For Working Metal		73		216
	820299	Tools, Hand; Saw Blades N.e.c. In Heading No. 8202	1.195.745	1.207.138	12.940.617	12.872.452
	820310	Tools, Hand; Files, Rasps And Similar Tools	535	243	1.242	6.714
	820320	Tools, Hand; Pliers (including Cutting Pliers), Pincers, Tweezers And Similar T	5.443	313	18.282	5.259
	820330	Tools, Hand; Metal Cutting Shears And Similar Tools	324	1.327	2.353	15.133
	820340	Tools, Hand; Pipe-cutters, Bolt Croppers, Perforating Punches And Similar To	4	499	100	11.628
	820411	Tools, Hand; Hand-operated Spanners And Wrenches (including Torque Met	8.805	340	6.702	4.629
	820412	Tools, Hand; Hand-operated Spanners And Wrenches (including Torque Met	235	393	1.817	40.230
	820420	Tools, Hand; Interchangeable Spanner Sockets, With Or Without Handles	9.122		10.493	
	820510	Tools, Hand; Drilling, Threading Or Tapping Tools	30.435	20.231	46.881	42.404
	820520	Tools, Hand; Hammers And Sledge Hammers	1.220		2.655	
	820530	Tools, Hand; Planes, Chisels, Gauges And Similar Cutting Tools For Working \	21		3.783	
	820540	Tools, Hand; Screwdrivers	2	36	2	237
	820551	Tools, Hand; Household Tools		261		4.040
	820559	Tools, Hand; Other Hand Tools (including Glaziers Diamonds), Excluding Hou	10.675	3.437	703.510	762.211
	820570	Tools, Hand; Vices, Clamps And The Like	5.225	1.463	49.521	124.558
	820590	Tools, Hand; N.e.c. In Heading 8205, Including Anvils, Portable Forges, Hand	1.763	191	12.449	12.570
	820600	Tools, Hand; Two Or More Of Heading No. 8202 To 8205, Put Up In Sets For	1.727	4.347	37.136	98.290
	820713	Tools, Interchangeable; Rock Drilling Or Earth Boring Tools, With Working Pa	2.310	2.306	83.695	166.122
	820719	Tools, Interchangeable; Rock Drilling Or Earth Boring Tools, With Working Pa	11.111	7.312	291.077	430.338
	820720	Tools, Interchangeable; (for Machine Or Hand Tools, Whether Or Not Power	77.772	185.464	1.746.813	1.877.018
	820730	Tools, Interchangeable; (for Machine Or Hand Tools, Whether Or Not Power	137.771	411.778	2.836.374	5.478.477
	820740	Tools, Interchangeable; (for Machine Or Hand Tools, Whether Or Not Power	849	2.247	247.689	29.489
	820750	Tools, Interchangeable; (for Machine Or Hand Tools, Whether Or Not Power	27.032	11.648	4.454.104	4.044.943
	820760	Tools, Interchangeable; (for Machine Or Hand Tools, Whether Or Not Power	163	123	29.578	50.169
	820770	Tools, Interchangeable; (for Machine Or Hand Tools, Whether Or Not Power	25.264	25.105	10.422.101	10.728.172
	820780	Tools, Interchangeable; (for Machine Or Hand Tools, Whether Or Not Power	33	74	3.406	7.463
	820790	Tools, Interchangeable; (for Machine Or Hand Tools, Whether Or Not Power	87.386	43.915	314.919	378.976
	820810	Tools; Knives And Cutting Blades, For Machines Or For Mechanical Appliance	196	5	64.525	9.726
	820820	Tools; Knives And Cutting Blades, For Wood Working Machines Or Mechanic	860.270	1.111.259	7.726.000	9.771.458
	820830	Tools; Knives And Cutting Blades, For Kitchen Appliances Or For Machines U	41	90	627	1.094
	820840	Tools; Knives And Cutting Blades, For Agricultural, Horticultural Or Forestry I	670		28.211	
	820890	Tools; Knives And Cutting Blades, For Machines Or Mechanical Appliances, N	18.542	14.549	979.678	974.905
	820900	Tools; Plates, Sticks, Tips And The Like For Tools, Unmounted, Of Sintered M	6.931	1.389	698.743	277.312
	821000	Tools; Hand-operated Mechanical Appliances, Weighing 10kg Or Less, Used	1.234	500	29.559	4.644
	821110	Knives; With Cutting Blades, Serrated Or Not (including Pruning Knives), Sets	39		513	
	821191	Knives; Table Knives, Having Fixed Cutting Blades, Serrated Or Not, Excluding	1.045		21.089	
	821192	Knives; Having Fixed Cutting Blades, (other Than Table Knives), Serrated Or I	3.255	20.025	20.514	249.900
	821193	Knives; With Cutting Blades, (having Other Than Fixed Blades), Serrated Or N	5	5	166	763
	821210	Razors	1.951	6.437	123.431	361.446
	821220	Razors; Safety Razor Blades, Including Razor Blade Blanks In Strips		370		86.321
	821300	Scissors; Tailors' Shears, Similar Shears And Blades Therefore	15	37	5.330	939
	821410	Cutlery; Paper Knives, Letter Openers, Erasing Knives, Pencil Sharpeners And	10.120	329	24.655	2.484
	821420	Manicure Or Pedicure Sets And Instruments; (including Nail Files)	1	120	20	355
	821490	Cutlery; Hair Clippers And Mincing Knives	25	53	5	2.261
	821510	Cutlery; Sets Of Assorted Articles (e.g. Spoons, Forks, Ladles, Skimmers, Cake-servers, Fish-kni		2		30

https://www.bps.go.id

Tabel 2. Ekspor Provinsi Asal Barang Dirinci Menurut Kode HS6 Digit, 2020—2021

Provinsi Asal	Kode HS 6	Deskripsi HS 6 Digit	Berat Bersih (Kg)		Nilai FOB (US$)	
			2020	2021	2020	2021
(1)	(2)	(3)	(4)	(5)	(6)	(7)
Jawa Barat						
	821520	Cutlery; Sets Of Assorted Articles (e.g. Spoons, Forks, Ladles, Skimmers, Cake	2	188.649	26	2.373.004
	821599	Cutlery; Other Than Plated With Precious Metal	1.131.949	1.486.986	13.286.681	16.780.488
	830110	Padlocks; (key, Combination Or Electrically Operated), Of Base Metal	3.290	1.106	83.482	122.687
	830120	Locks; Of A Kind Used For Motor Vehicles (key, Combination Or Electrically C	241.781	296.364	3.530.092	3.829.272
	830130	Locks; Of A Kind Used For Furniture (key, Combination Or Electrically Operat	133	1.793	4.292	9.200
	830140	Locks; (other Than Those For Motor Vehicles Or Furniture), (key, Combinatic	964	807	16.713	49.059
	830150	Clasps And Frames With Clasps; Incorporating Locks, Of Base Metal	582	40	18.956	1.211
	830160	Locks; Parts Of Padlocks, Locks, Clasps And Frames With Clasps Incorporatin	187.906	228.928	1.829.563	2.612.040
	830170	Keys; Presented Separately, Of Base Metal	9.880	13.366	580.717	871.192
	830210	Hinges; Suitable For Furniture, Doors, Staircases, Windows, Blinds, Coachwo	167.656	278.321	1.420.800	2.329.929
	830220	Castors; With Mountings, Of Base Metal	4.983	26.493	13.358	94.286
	830230	Mountings, Fittings And Similar Articles; For Motor Vehicles, Of Base Metal	1.163.960	1.429.683	4.824.678	5.626.606
	830241	Mountings, Fittings And Similar Articles; Of Base Metal, Suitable For Building	3.430.790	3.566.880	13.877.691	14.360.330
	830242	Mountings, Fittings And Similar Articles; Suitable For Furniture Of Base Meta	2.701	5.709	53.619	56.198
	830249	Mountings, Fittings And Similar Articles; Suitable For Other Than Buildings O	345.090	573.599	1.203.034	1.961.134
	830250	Hat-racks, Hat-pegs, Brackets And Similar Fixtures, Of Base Metal	113.610	117.886	1.131.481	1.337.042
	830260	Automatic Door Closures; Of Base Metal	26.763	6.747	196.181	82.406
	830300	Safes; Armoured Or Reinforced, Strong-boxes, Doors And Safe Deposit Locke	3.062.239	4.007.671	5.769.087	8.528.877
	830400	Office Equipment; Filing Cabinets, Card-index Cabinets, Paper Trays, Paper R	12.081	1.704	72.983	22.254
	830510	Stationery; Fittings For Loose-leaf Binders Or Files, Of Base Metal	270		1.543	
	830520	Stationery; Staples In Strips, (e.g. For Offices, Upholstery, Packaging), Of Bas	29	1	134	32
	830590	Stationery; Letter Clips, Letter Corners, Paper Clips, Indexing Tags And Simila	2.151	2.153	6.510	6.586
	830610	Bells, Gongs And The Like; Non-electric, Of Base Metal	864	7.194	1.455	21.412
	830629	Statuettes And Other Ornaments; Of Base Metal Other Than Plated With Pre	8.566	27.018	276.473	478.302
	830630	Photograph, Picture Or Similar Frames, Mirrors; Of Base Metal	112.279	127.289	514.789	646.866
	830710	Tubing; Flexible, With Or Without Fittings, Of Iron Or Steel	495.801	103.493	1.373.738	405.102
	830790	Tubing; Flexible, With Or Without Fittings Of Base Metal, Other Than Those	2.085		84.882	
	830810	Hooks, Eyes And Eyelets; Of Base Metal, Of A Kind Used For Clothing, Footw	2.310	4.149	21.165	169.277
	830820	Rivets; Tubular Or Bifurcated, Of Base Metal	15	121	2.590	5.101
	830890	Clasps, Frames With Clasps, Buckles, Buckle Clasps; Of Base Metal, Of A Kind	3.660	6.912	275.955	547.229
	830910	Stoppers; Corks, Of Base Metal	2.897	5.293	9.675	19.204
	830990	Stoppers; Caps And Lids, Of Base Metal	252.310	156.720	1.098.128	1.629.580
	831000	Sign Plates, Name-plates, Address-plates And Similar Plates, Numbers, Lette	1.037	120	61.927	4.072
	831110	Electrodes; Coated, Of Base Metal, For Electric Arc-welding	5.497.634	6.589.088	10.388.577	13.471.959
	831120	Wire; Cored, Of Base Metal, For Electric Arc-welding	317	14.395	457	37.013
	831130	Rods And Wire; Coated Rods And Cored Wire, Of Base Metal, For Soldering,	11	1.183	466	2.769
	831190	Wires, Rods, Tubes, Plates, Electrodes Of Base Metal Or Metal Carbides; Of	3.464		68.567	
	840211	Boilers; Watertube Boilers With A Steam Production Exceeding 45t Per Hour	135		6.096	
	840212	Boilers; Watertube Boilers With A Steam Production Not Exceeding 45t Per	104.510	133.083	1.172.245	1.594.860
	840219	Boilers; Vapour Generating Boilers, Including Hybrid Boilers N.e.c. In Heading No. 8402		27.866		140.676
	840290	Boilers; Parts Of Steam Or Other Vapour Generating Boilers	151.910	175.582	742.972	1.457.475
	840310	Boilers; Central Heating Boilers (excluding Those Of Heading No. 8402)	205.236	379.042	1.056.000	1.659.100
	840410	Boilers; Auxiliary Plant, For Use With Boilers Of Heading No. 8402 Or 8403 (e.g. Economisers,		8.741		33.901
	840420	Boilers; Condensers, For Steam Or Other Vapour Power Units		156		1.522
	840590	Generators; Parts Of Producer Gas, Water Gas, Acetylene Gas And Similar W	151	9	66.986	119
	840682	Turbines; Steam And Other Vapour Turbines, (for Other Than Marine Propulsion), Of An Outp		118		2.810
	840690	Turbines; Parts Of Steam And Other Vapour Turbines	613	63	11.188	243.920
	840710	Engines; For Aircraft, Spark-ignition Reciprocating Or Rotary Internal Combu	18.718	9.272	4.947.445	4.422.739
	840721	Engines; Outboard Motors For Marine Propulsion, Spark-ignition Reciprocati	100		1.943	
	840732	Engines; Reciprocating Piston Engines, Of A Kind Used For The Propulsion Of	1.513.239	105.396	21.098.413	2.034.678
	840733	Engines; Reciprocating Piston Engines, Of A Kind Used For The Propulsion Of	493.695	1.201.845	11.631.653	28.164.639
	840734	Engines; Reciprocating Piston Engines, Of A Kind Used For The Propulsion Of	7.113.224	6.869.018	98.108.901	102.967.199
	840790	Engines; Rotary Internal Combustion Piston Engines, For Other Than Aircraft	1.024	4.163	9.204	93.505
	840810	Engines; For Marine Propulsion, Compression-ignition Internal Combustion	22.283		1.202.334	
	840820	Engines; Compression-ignition Internal Combustion Piston Engines (diesel O	558.354	484.604	6.235.148	6.243.389
	840890	Engines; Compression-ignition Internal Combustion Piston Engines (diesel O	723.842	1.263.697	7.141.688	13.035.516
	840910	Engines; Parts Of Aircraft Engines (spark-ignition Reciprocating Or Rotary Int	1	806	617	21.495
	840991	Engines; Parts, Suitable For Use Solely Or Principally With Spark-ignition Inte	4.496.480	7.249.379	113.002.548	142.744.105
	840999	Engines; Parts For Internal Combustion Piston Engines (excluding Spark-ignit	34.845.379	52.838.876	126.156.605	192.212.538
	841011	Turbines; Hydraulic Turbines And Water Wheels, Of A Power Not Exceeding	2.417		65.616	

https://www.bps.go.id

Tabel 2. Ekspor Provinsi Asal Barang Dirinci Menurut Kode HS6 Digit, 2020—2021

Provinsi Asal	Kode HS 6	Deskripsi HS 6 Digit	Berat Bersih (Kg)		Nilai FOB (US$)	
			2020	2021	2020	2021
(1)	(2)	(3)	(4)	(5)	(6)	(7)
Jawa Barat						
	841012	Turbines; Hydraulic Turbines And Water Wheels, Of A Power Exceeding 1000kw But Not Exce		2.970		70.987
	841090	Turbines; Parts Of Hydraulic Turbines And Water Wheels, Including Regulatc	28	1.965	790	11.053
	841122	Turbo-propellers; Of A Power Exceeding 1100kw		820		1.371.273
	841182	Turbines; Gas-turbines (excluding Turbo-jets And Turbo-propellers), Of A Po	931	95	507.072	207.438
	841191	Turbines; Parts Of Turbo-jets And Turbo-propellers	10	45	13.921	150
	841199	Turbines; Parts Of Gas Turbines (excluding Turbo-jets And Turbo-propellers)	263.486	121.091	87.539.544	31.467.726
	841221	Engines; Hydraulic Power Engines And Motors, Linear Acting (cylinders)	1.149.713	2.226.697	5.390.809	10.589.957
	841229	Engines; Hydraulic Power Engines And Motors, Other Than Linear Acting (cy	4.792	10.434	53.729	71.019
	841231	Engines; Pneumatic Power Engines And Motors, Linear Acting (cylinders)	731	14	17.309	2.109
	841239	Engines; Pneumatic Power Engines And Motors, Other Than Linear Acting (c	493		10.166	
	841280	Engines; Pneumatic Power Engines And Motors, N.e.c. In Heading No. 8412	6.290	2	24.772	495
	841290	Engines; Parts, For Engines And Motors Of Heading No. 8412	14.787	60.820	3.391.519	4.401.260
	841311	Pumps; Fitted Or Designed To Be Fitted With A Measuring Device, For Dispe	332	117	22.046	4
	841319	Pumps; For Liquids, Fitted Or Designed To Be Fitted With A Measuring Devic	1.152	11.834	14.516	78.951
	841320	Pumps; Hand, Fitted Or Designed To Be Fitted With A Measuring Device, For	2.751	3.757	32.996	21.192
	841330	Pumps; Fuel, Lubricating Or Cooling Medium Pumps For Internal Combustio	392.874	452.877	18.122.897	20.503.578
	841340	Pumps; Concrete Pumps	15		90	
	841350	Pumps; Reciprocating Positive Displacement Pumps, N.e.c. In Heading No. 8	1.282	163	107.991	6.346
	841360	Pumps; Rotary Positive Displacement Pumps, N.e.c. In Heading No. 8413, Fo	117	45.009	32.849	376.943
	841370	Pumps; Centrifugal, N.e.c. In Heading No. 8413, For Liquids	1.209.444	1.223.880	6.616.150	6.941.371
	841381	Pumps And Liquid Elevators; N.e.c. In Heading No. 8413	169.955	198.912	1.904.157	3.185.168
	841382	Liquid Elevators		8.630		70.504
	841391	Pumps; Parts Thereof	942.780	1.106.775	15.659.002	18.446.503
	841392	Liquid Elevators; Parts Thereof	8	0	49	2
	841410	Pumps; Vacuum	19.194	1.431	4.133	39.321
	841420	Pumps; Hand Or Foot-operated Air Pumps	3.106	1.256	18.147	8.060
	841430	Compressors; Of A Kind Used In Refrigerating Equipment	65.838	68.041	502.614	1.112.685
	841440	Compressors; Air Compressors Mounted On A Wheeled Chassis For Towing	1.116	5	4.874	305
	841451	Fans; Table, Floor, Wall, Window, Ceiling Or Roof Fans, With A Self-containe	203	100	1.831	189
	841459	Fans; N.e.c. In Item No. 8414.51	579.164	809.073	11.057.209	15.003.973
	841460	Hoods; Ventilating Or Recycling Hoods Incorporating A Fan, Whether Or Not	2.303	1.186	49.419	20.691
	841480	Pumps And Compressors; For Air, Vacuum Or Gas, N.e.c. In Heading No. 841	10.553.657	10.734.223	128.987.465	133.802.902
	841490	Pumps And Compressors; Parts, Of Air Or Vacuum Pumps, Air Or Other Gas	178.193	96.035	3.184.135	1.606.431
	841510	Air Conditioning Machines; Comprising A Motor-driven Fan And Elements Fc	32.099	61.498	380.141	810.460
	841520	Air Conditioning Machines; Comprising A Motor Driven Fan And Elements Fc	23.077	38.182	641.021	1.066.601
	841581	Air Conditioning Machines; Containing A Motor Driven Fan, Other Than Win	2.071	363	162.451	14.051
	841582	Air Conditioning Machines; Containing A Motor Driven Fan, Other Than Win	1.514	6.224	11.068	37.281
	841583	Air Conditioning Machines; Containing A Motor Driven Fan, Other Than Win	2.842	5.188	31.951	47.200
	841590	Air Conditioning Machines; With Motor Driven Fan And Elements For Tempe	797.977	1.533.015	16.271.863	31.442.733
	841620	Furnaces; Furnace Burners, For Pulverized Solid Fuel Or Gas, Including Comb	601		8.536	
	841690	Furnaces; Parts Of Furnace Burners, For Liquid Fuel, Pulverized Solid Fuel Or	1.700	6	1.214	459
	841710	Furnaces And Ovens; Non-electric, For The Roasting, Melting Or Other Heat-	554.702	149.159	2.555.430	747.937
	841720	Ovens; Non-electric, Bakery Ovens, Including Biscuit Ovens	3.500	149	59.856	182
	841780	Furnaces And Ovens; Including Incinerators, Non-electric, For Industrial Or L	9.856	2.583	287.536	7.425
	841790	Furnaces And Ovens; Parts Of Non-electric Furnaces And Ovens (including In	963		62.952	
	841810	Refrigerators And Freezers; Combined Refrigerator-freezers, Fitted With Sep	6.478.246	6.284.630	26.092.875	25.689.046
	841821	Refrigerators; For Household Use, Compression-type, Electric Or Other	2.060.516	1.810.888	7.568.273	6.777.766
	841829	Refrigerators; Household, Electric Or Not, Other Than Compression-type	3	0	634	27
	841840	Freezers; Of The Upright Type, Not Exceeding 900l Capacity	1.500.278	1.653.380	6.903.392	7.741.057
	841850	Furniture Incorporating Refrigerating Or Freezing Equipment; For Storage Ar	2.093.565	1.892.525	6.899.520	7.465.302
	841861	Heat Pumps; Other Than Air Conditioning Machines Of Heading No. 8415		200		316
	841869	Refrigerating Or Freezing Equipment; N.e.c. In Heading No. 8418	321.350	482.581	5.449.002	9.434.423
	841891	Refrigerating Or Freezing Equipment; Parts, Furniture Designed To Receive F	60	262	1.198	5.155
	841899	Refrigerating Or Freezing Equipment; Parts Thereof, Other Than Furniture	481.601	311.854	8.577.048	4.559.564
	841911	Heaters; Instantaneous Gas Water Heaters, For Domestic Or Other Purposes	75	98	1.733	5.027
	841919	Heaters; Instantaneous Or Storage Water Heaters, Non-electric, Other Than Instantaneous Ga		109		1.774
	841920	Sterilizers; For Medical, Surgical Or Laboratory Use, Not Used For Domestic I	1	280	120	873
	841939	Dryers; For Products N.e.c. In Heading No. 8419, Not Used For Domestic Pur	89.306	105.156	1.209.247	1.611.264
	841940	Distilling Or Rectifying Plant; Not Used For Domestic Purposes	900	300	1.000	19.042
	841950	Heat Exchange Units; Not Used For Domestic Purposes	16.464	41.931	104.538	840.598

https://www.bps.go.id

Tabel 2. Ekspor Provinsi Asal Barang Dirinci Menurut Kode HS6 Digit, 2020—2021

Provinsi Asal	Kode HS 6	Deskripsi HS 6 Digit	Berat Bersih (Kg)		Nilai FOB (US$)	
			2020	2021	2020	2021
(1)	(2)	(3)	(4)	(5)	(6)	(7)
Jawa Barat						
	841960	Machinery; For Liquefying Air Or Gas, Not Used For Domestic Purposes	1.050		1.900	
	841981	Machinery, Plant And Equipment; For Making Hot Drinks, For Cooking Or He	1.822.488	1.682.024	9.345.990	8.623.353
	841989	Machinery, Plant And Laboratory Equipment; For Treating Materials By Char	967.039	1.481.970	13.403.593	20.330.391
	841990	Machinery, Plant And Laboratory Equipment; Parts Of Equipment For Treati	94.153	115.842	715.627	768.708
	842010	Machines; Calendering Or Other Rolling Machines, For Other Than Metal Or	7.080	1	2.801	9.061
	842099	Machines; Parts, (other Than Cylinders), For Calendering Or Other Rolling M	1.615	1.629	124.855	61.037
	842119	Centrifuges; N.e.c. In Heading No. 8421, Including Centrifugal Dryers (but No	4.476	417	129.312	10.903
	842121	Machinery; For Filtering Or Purifying Water	125.676	215.336	896.910	1.473.298
	842122	Machinery; For Filtering Or Purifying Beverages Other Than Water	78	10	3.515	225
	842123	Machinery; Filtering Or Purifying Machinery, Oil Or Petrol Filters For Internal	48.380	114.896	2.454.749	4.215.982
	842129	Machinery; For Filtering Or Purifying Liquids, N.e.c. In Item No. 8421.2	1.004	9.826	117.941	353.284
	842131	Machinery; Intake Air Filters For Internal Combustion Engines	386.972	86.415	3.796.952	1.096.886
	842139	Machinery; For Filtering Or Purifying Gases, Other Than Intake Air Filters For	169.501	433.653	3.617.221	10.156.305
	842191	Centrifuges; Parts Thereof, Including Parts For Centrifugal Dryers	763	18	19.949	7.131
	842199	Machinery; Parts For Filtering Or Purifying Liquids Or Gases	512.583	569.866	5.738.088	5.838.459
	842211	Dish Washing Machines; Of The Household Type		39		103
	842230	Machinery; For Filling, Closing, Sealing, Capsuling Or Labelling Bottles, Cans,	99	444.847	10.046	5.152.131
	842240	Machinery; For Packing Or Wrapping	21.078	5.217	208.039	352.720
	842290	Machinery; Parts Of Machinery Of Heading No. 8422	7.327	8.861	155.170	344.865
	842310	Weighing Machines; Personal (including Baby Scales) And Household Scales	760	2.180	3.988	61.776
	842330	Weighing Machines; Constant Weight Scales And Scales For Discharging A Pr	205	8.460	1.456	560.995
	842381	Weighing Machines; Having A Maximum Weighing Capacity Not Exceeding 3	15		389	
	842382	Weighing Machines; Having A Maximum Weighing Capacity Exceeding 30kg	1.150	3	5.828	200
	842389	Weighing Machines; Having A Maximum Weighing Capacity Exceeding 5000	15	108	542	686
	842390	Weighing Machines; Weights Of All Kinds, Parts Of Weighing Machinery	3	343	15	72.894
	842410	Fire Extinguishers; Whether Or Not Charged	878	62	1.773	2.071
	842420	Spray Guns And Similar Appliances	13.057	22.054	830.503	1.362.368
	842430	Mechanical Appliances; Steam Or Sand Blasting Machines And Similar Jet Pr	9.264	6.980	4.655	40.584
	842441	Mechanical Appliances; Agricultural Or Horticultural Sprayers; Portable Spra	166.015	785.413	1.185.849	4.607.410
	842449	Mechanical Appliances; Agricultural Or Horticultural Sprayers; Other Than Portable Sprayers		5.018		6.738
	842489	Mechanical Appliances; For Projecting, Dispersing Or Spraying Liquids Or Po	129.172	58.393	489.366	293.441
	842490	Mechanical Appliances; Parts Of Machines Projecting, Dispersing Or Sprayin	408.212	284.636	3.228.966	2.483.652
	842511	Pulley Tackle And Hoists; Powered By An Electric Motor (excluding Skip Hois	14.051		65.431	
	842519	Pulley Tackle And Hoists; Not Powered By An Electric Motor (excluding Skip	5	70	20	314
	842539	Winches; Capstans; Not Powered By An Electric Motor	550		4.568	
	842542	Jacks And Hoists; Hydraulic, Of A Kind Used For Raising Vehicles	96.501	183.137	1.140.019	2.086.294
	842549	Jacks And Hoists; (other Than Hydraulic), Of A Kind Used For Raising Vehicle	39.553	66.253	126.163	215.505
	842619	Cranes; Transporter, Gantry And Bridge Cranes	1.952	2.120	14.480	28.247
	842641	Cranes; Self-propelled Derricks And Cranes, On Tyres, N.e.c. In Heading No.	129.300		40.000	
	842691	Cranes And Derricks; Designed For Mounting On Road Vehicles	2.274	4.222	20.807	47.183
	842699	Cranes And Derricks; For Other Than Mounting On Road Vehicles, N.e.c. In H	5.780		49.217	
	842720	Fork-lift And Other Works Trucks; Fitted With Lifting Or Handling Equipment	21.256		157.316	
	842810	Lifts And Skip Hoists	2.750	28.734	216	167.777
	842820	Elevators And Conveyors; Pneumatic	7.403	7.192	153.304	59.442
	842832	Elevators And Conveyors; Continuous-action, For Goods Or Materials, Bucke	44.659	82.497	355.716	542.744
	842833	Elevators And Conveyors; Continuous-action, For Goods Or Materials, Belt T	1.090		5.517	
	842839	Elevators And Conveyors; Continuous-action, For Goods Or Materials, N.e.c.	38.030	7.727	294.769	93.743
	842840	Escalators And Moving Walkways	254		614	
	842890	Lifting, Handling, Loading Or Unloading Machinery; N.e.c. In Heading No. 84	19.094	14.191	106.801	119.852
	842919	Bulldozers And Angledozers; Self-propelled, Other Than Track Laying		27.623		33.523
	842940	Tamping Machines And Road Rollers; Self-propelled	4.261.117	5.976.921	19.807.990	27.973.610
	842951	Front-end Shovel Loaders	450	4.830	3.976	88
	842952	Mechanical Shovels, Excavators And Shovel Loaders; With A 360 Degree Rev	32.607.241	49.386.863	137.508.792	200.320.077
	842959	Mechanical Shovels, Excavators And Shovel Loaders; N.e.c. In Item No. 8429	1.105.360	2.034.167	1.001.914	1.259.495
	843010	Pile-drivers And Pile-extractors	17		540	
	843031	Coal Or Rock Cutters And Tunnelling Machinery; Self-propelled		1.745		5.200
	843039	Coal Or Rock Cutters And Tunnelling Machinery; Not Self-propelled		9.850		80.000
	843041	Boring Or Sinking Machinery; Self-propelled, N.e.c. In Heading No. 8430		408		11.388
	843049	Boring And Sinking Machinery; Not Self-propelled	5.880	7.958	31.700	57.078
	843069	Machinery; For Moving, Levelling, Scraping, Grading, Excavating Earth Mine	5		417	

https://www.bps.go.id

Tabel 2. Ekspor Provinsi Asal Barang Dirinci Menurut Kode HS6 Digit, 2020—2021

Provinsi Asal	Kode HS 6	Deskripsi HS 6 Digit	Berat Bersih (Kg)		Nilai FOB (US$)	
			2020	2021	2020	2021
(1)	(2)	(3)	(4)	(5)	(6)	(7)
Jawa Barat						
	843110	Machinery; Parts Of The Machinery Of Heading No. 8425	549	2.892	3.233	14.655
	843120	Machinery; Parts Of The Machinery Of Heading No. 8427	5.645	3.860	60.621	64.745
	843131	Lifts, Skip Hoists Or Escalators; Parts Thereof	65.030	205.212	374.505	977.891
	843139	Machinery; Parts Of The Machinery Of Heading No. 8428, (other Than Lifts,	230.944	213.866	846.615	953.424
	843141	Machinery Parts; Buckets, Shovels, Grabs And Grips, For The Machinery Of H	4.965	117.099	52.858	27.420
	843142	Machinery Parts; Bulldozer Or Angledozer Blades	1.286		11.629	
	843143	Boring Or Sinking Machinery; Parts Of The Machinery Of Item No. 8430.41 C	135.890	81.766	2.242.476	1.981.354
	843149	Machinery; Parts Of Machines Handling Earth, Minerals Or Ores And N.e.c. I	36.934.993	51.839.469	106.180.029	154.971.885
	843229	Harrows; (excluding Disc), Scarifiers, Cultivators, Weeders And Hoes		26		197
	843280	Rollers; For Lawns Or Sports-grounds	1.728	4.106	56.704	2.536
	843290	Machinery; Parts Of Machinery For Soil Preparation Or Cultivation Or For Rollers For Lawns Or		19.996		218.743
	843311	Mowers; Lawn, Parks Or Sports-grounds, Powered, With The Cutting Device	28		449	
	843320	Mowers; N.e.c. In Item No. 8433.1 (including Cutter Bars For Tractor Mounting)		2		4.380
	843359	Harvesting Machinery; N.e.c. In Heading No. 8433	104		1.267	
	843390	Harvesting Machinery; Parts, Including Parts Of Threshing Machinery, Straw	57	13.023	1.586	80.539
	843420	Dairy Machinery	1.070		42.620	
	843490	Milking Machines And Dairy Machinery; Parts Thereof	718	12	23.119	508
	843510	Presses, Crushers And Similar Machinery; Used In The Manufacture Of Wine	5		172	
	843610	Machinery; For Preparing Animal Feeding Stuffs	89	200	1.091	2.385
	843629	Poultry-keeping Machinery; Other Than Incubators And Brooders	2.426		9.683	
	843680	Machinery; For Agricultural, Horticultural Or Forestry Use And N.e.c. In Head	943		7.280	
	843691	Machinery; Parts Of Poultry-keeping Machinery Or Poultry Incubators And B	26		2.365	
	843699	Machinery; Parts Of That Machinery For Agricultural, Horticultural Or Forest	2.174		33.314	
	843710	Machines; For Cleaning, Sorting Or Grading Seed, Grain Or Dried Leguminous Vegetables		275		3.194
	843810	Machinery; Industrial, For Bakery And For The Manufacture Of Macaroni, Sp	10.803	50.223	140.183	994.607
	843820	Machinery; Industrial, For The Manufacture Of Confectionery, Cocoa Or Cho	14.576	52.353	79.713	550.415
	843850	Machinery; Industrial, For The Preparation Of Meat Or Poultry	186.130	243.712	774.200	1.045.142
	843860	Machinery; Industrial, For The Preparation Of Fruits, Nuts Or Vegetables		870		9.727
	843880	Machinery; Used In The Industrial Preparation Or Manufacture Of Food Or D	3.217	538	64.935	63.935
	843890	Machinery; Parts Of Those Machines Used In The Industrial Preparation Or M	4.995	7.603	53.618	264.189
	843920	Machinery; For Making Paper Or Paperboard		2.450		600
	843991	Machinery; Parts Of Machinery For Making Pulp Of Fibrous Cellulosic Materi	2.534	1.180	57.713	4.000
	843999	Machinery; Parts Of Machinery For Making Or Finishing Paper Or Paperboar	30.960	35.182	482.719	1.014.263
	844010	Book-binding Machinery; Including Book-sewing Machines	5.217		71.500	
	844110	Machines; Cutting, Of All Kinds, For Making Up Paper Pulp, Paper Or Paperb	33.914		324.452	
	844120	Machines; For Making Bags, Sacks Or Envelopes Of Paper Pulp, Paper Or Pap	39.847		93	
	844140	Machines; For Moulding Articles, In Paper Pulp, Paper Or Paperboard	29.500	3.051	382.787	45.610
	844180	Machinery; N.e.c. In Heading No. 8441, For Making Up Paper Pulp, Paper Or	12	1.404	40	14.500
	844190	Machinery; Parts Of Machinery For Making Up Paper Pulp, Paper Or Paperb	1.333	3.639	98.852	139.771
	844230	Machinery, Apparatus And Equipment (excluding Machines Of Heading No.	931	3	104.883	943
	844240	Machinery, Apparatus And Equipment (excluding Machines Of Heading No.	222	261	13.559	400
	844250	Plates, Cylinders And Other Printing Components; Lithographic Stones Prepa	677	95.806	194.999	331.403
	844311	Printing Machinery; Offset, Reel-fed	1	33.000	0	145.000
	844313	Printing Machinery; Offset, N.e.c. In Item No. 8443.1	28	55.673	75	586.088
	844314	Printing Machinery; Letterpress, Reel-fed, Excluding Flexographic Printing	9.210	751	30.200	5.498
	844315	Printing Machinery; Letterpress, Other Than Reel-fed, Excluding Flexographic Printing		279		6.500
	844316	Printing Machinery; Flexographic		1		42
	844317	Printing Machinery; Gravure		52.238		246.627
	844319	Printing Machinery; Used For Printing By Means Of Plates, Cylinders And Oth	6.758	3.453	42.878	43.859
	844331	Printing, Copying, And Facsimile Machines; Machines Which Perform Two O	48.160.665	50.526.916	973.674.160	1.069.294.965
	844332	Printing, Copying, And Facsimile Machines; Single-function Printing, Copying	9.674.792	10.249.230	180.479.339	180.108.909
	844339	Printing, Copying, And Facsimile Machines; Single-function Printing, Copying	414	12.696	44.250	225.900
	844391	Printing Machinery Used For Printing By Means Of Plates, Cylinders And Oth	1.918.447	2.794.174	100.218.417	142.407.276
	844399	Printing Machinery; Parts And Accessories, N.e.c. In Item No. 8443.91	284.388	633.684	5.341.685	5.919.749
	844511	Textile Machinery; Carding Machines For Preparing Textile Fibres	31.500	366.317	62.390	189.620
	844512	Textile Machinery; Combing Machines For Preparing Textile Fibres	17.450	15.105	3.900	44.124
	844513	Textile Machinery; Drawing Or Roving Machines For Preparing Textile Fibres		64.585		202.788
	844519	Textile Machinery; N.e.c. In Heading No. 8445, For Preparing Textile Fibres	9.069	34.361	20.623	57.611
	844530	Textile Machinery; Doubling Or Twisting Machines	16.800	20.000	25.400	46.348
	844540	Textile Machinery; Winding (including Weft-winding) Or Reeling Machines	28.977	275.921	240.808	1.880.837

http://jabar.bps.go.id

Tabel 2. Ekspor Provinsi Asal Barang Dirinci Menurut Kode HS6 Digit, 2020—2021

Provinsi Asal	Kode HS 6	Deskripsi HS 6 Digit	Berat Bersih (Kg)		Nilai FOB (US$)	
			2020	2021	2020	2021
(1)	(2)	(3)	(4)	(5)	(6)	(7)
Jawa Barat						
	844590	Textile Machinery; Involved In Textile Fibre Or Textile Yarn Preparation And	5.686	14.550	36.836	2.150
	844610	Weaving Machines (looms); For Weaving Fabrics Of A Width 30cm Or Less	55.979		63.500	
	844629	Weaving Machines (looms); For Weaving Fabrics Of A Width Exceeding 30cm, Shuttle Type, O		48.136		66.482
	844630	Weaving Machines (looms); For Weaving Fabrics Of A Width Exceeding 30cn	351.398	382.759	641.964	593.507
	844711	Knitting Machines; Circular, With Cylinder Diameter Not Exceeding 165mm	4.628	18	13.719	856
	844712	Knitting Machines; Circular, With Cylinder Diameter Exceeding 165mm	34.699	71.247	111.535	83.042
	844720	Knitting Machines; Flat, Stitch-bonding Machines	59.488	40.365	313.199	140.823
	844790	Machines; For Making Gimped Yarn, Tulle, Lace, Embroidery, Trimmings, Bra	16.657	101	56.914	13.957
	844811	Machinery, Auxiliary; Dobbies And Jacquards, Card Reducing, Copying, Punc	79.588	10.900	51.400	11.157
	844819	Machinery, Auxiliary; For Machines Of Heading No. 8444, 8445, 8446 Or 844	40.090		87.690	
	844820	Machines; Parts And Accessories Of Machines Or Auxiliary Machinery Of Hea	37.515	46.112	3.740.526	5.125.323
	844832	Machines; Parts And Accessories Of Machines Or Auxiliary Machinery For Pr	137	62	42.734	3.731
	844833	Machines; Parts And Accessories Of Machines Or Auxiliary Machinery, Spind	2.446	29.178	20.953	109.341
	844839	Machines; Parts And Accessories Of Machines Or Auxiliary Machinery Of Hea	594	1.361	26.962	29.032
	844842	Weaving Machines (looms); Parts Including Their Auxiliary Machinery, And A	5.096	14.731	370.328	982.638
	844849	Weaving Machines (looms); Parts Including Their Auxiliary Machinery, And A	51.684	50.357	3.397.221	3.056.107
	844851	Machines; Parts And Accessories Of Machines Of Heading No. 8447 Or Auxil	45	61	3.695	45.974
	844859	Machines; Parts And Accessories Of Machines Or Auxiliary Machinery Of Hea	1.111	1.153	30.082	7.372
	844900	Machinery; For Manufacture Or Finishing Felt Or Non-wovens In The Piece C	0	1	0	0
	845011	Washing Machines; Household Or Laundry-type, Fully-automatic, (of A Dry L	1.720.893	1.212.606	7.344.618	5.428.713
	845012	Washing Machines; Household Or Laundry-type, With Built-in Centrifugal Dr	333	648	1.617	3.485
	845019	Washing Machines; Household Or Laundry-type, Not Fully-automatic, Witho	2		23	
	845020	Washing Machines; Household Or Laundry-type, Of A Dry Linen Capacity Exc	818.527	552.206	3.742.479	2.585.441
	845090	Washing Machines; Parts For Household Or Laundry-type	10.096	15.982	257.642	493.219
	845110	Dry-cleaning Machines	17.090	5	12.079	508
	845129	Drying Machines; Of A Dry Linen Capacity Exceeding 10kg	20	15.600	140	7.852
	845130	Ironing Machines And Presses (including Fusing Presses)	457		1.942	
	845140	Machines; For Washing, Bleaching Or Dyeing	21	105.800	200	64.850
	845150	Machines; For Reeling, Unreeling, Folding, Cutting Or Pinking Textile Fabrics	3.401	5.610	4.900	251.409
	845180	Machinery; For Wringing, Dressing, Finishing, Coating Or Impregnating Texti	177.252	319.651	256.518	265.650
	845190	Machinery; Parts, Of The Machinery Of Heading No. 8451	7.212	35.269	30.936	31.675
	845210	Sewing Machines; Of The Household Type		3		5
	845221	Sewing Machines; (not Household Type), Automatic Units	6.296	4.372	55.180	43.061
	845229	Sewing Machines; Not Household Or Automatic Unit Type	13.409	3.136	214.653	103.010
	845230	Sewing Machine Needles		0		3
	845290	Sewing Machines; Furniture, Bases And Covers For Sewing Machines And Pa	11.476	5.338	133.779	1.981
	845310	Machinery; For Preparing, Tanning Or Working Hides, Skins Or Leather, Other Than Sewing M		1		24
	845320	Machinery; For Making Or Repairing Footwear, Other Than Sewing Machine	7.367	23.019	15.985	649.066
	845380	Machinery; For Making Or Repairing Articles Of Hides, Skins Or Leather, Oth	200	14.909	6.000	98.005
	845390	Machinery; Parts Of Those For Preparing, Tanning Or Working Hides, Skins C	10	16	6.391	30.568
	845410	Converters; Of A Type Used In Metallurgy Or In Metal Foundries	8	1.464	147	221.065
	845420	Ingot Moulds And Ladles; Of A Kind Used In Metallurgy Or In Metal Foundrie	18.519	25.977	194.973	864.826
	845430	Casting Machines; Of A Kind Used In Metallurgy Or In Metal Foundries		6.735		60.500
	845490	Machines; Parts Of Converters, Ladles, Ingot Moulds And Casting Machines,	15.352	590.916	1.008.223	3.193.824
	845590	Metal-rolling Mills; Parts Thereof	1.590	9.870	800	151.192
	845611	Machine-tools; For Working Any Material By Removal Of Material; Operated	670	470	43.266	94.291
	845640	Machine Tools; For Working Any Material By Removal Of Material; Operated	5	2.883	654	7.699
	845650	Machine Tools; For Working Any Material By Removal Of Material; Operated	7.847		20.000	
	845690	Machine Tools; For Working Any Material By Removal Of Material; Operated	371	99	4.401	12.769
	845710	Machining Centres; For Working Metal	8.950	142.473	277.828	449.619
	845720	Machines; Unit Construction Machines (single Station), For Working Metal	1.600		110.579	
	845730	Metal Machines; Multi-station Transfer Machines, For Working Metal		1.339		5.198
	845811	Lathes; For Removing Metal, Horizontal, Numerically Controlled		11.550		170.420
	845891	Lathes; For Removing Metal, Numerically Controlled, Other Than Horizontal Lathes		6.960		235.810
	845899	Lathes; For Removing Metal, Other Than Horizontal Or Numerically Controlled Lathes		21.412		297.242
	845910	Machine-tools; Way-type Unit Head Machines, For Drilling, Boring, Milling, T	145	142	4.158	5.684
	845929	Machine-tools; For Drilling By Removing Metal, Other Than Numerically Con	1.888	1.121	35.306	285.505
	845939	Machine-tools; For Boring-milling By Removing Metal, Other Than Numerica	955	5	1.500	1.447
	845949	Machine-tools; For Boring By Removing Metal, Not Numerically Controlled Boring Machines, I		47		32.682
	845969	Machine-tools; For Milling By Removing Metal, Not Knee-type, Other Than Numerically Contr		1		474

https://www.bpstgo.id

Tabel 2. Ekspor Provinsi Asal Barang Dirinci Menurut Kode HS6 Digit, 2020—2021

Provinsi Asal	Kode HS 6	Deskripsi HS 6 Digit	Berat Bersih (Kg)		Nilai FOB (US$)	
			2020	2021	2020	2021
(1)	(2)	(3)	(4)	(5)	(6)	(7)
Jawa Barat						
	845970	Machine-tools; For Threading Or Tapping By Removing Metal	19.089	17.410	127.039	86.929
	846019	Machine-tools; Flat-surface Grinding Machines, Other Than Numerically Con	18.717	3.928	157.934	30.024
	846029	Machine-tools; Grinding Machines (excluding Flat-surface), Other Than Num	8.099	23.011	76.326	833.028
	846031	Machine-tools; Sharpening (tool Or Cutter Grinding) Machines, Numerically	5.240	2.850	58.085	209.964
	846039	Machine-tools; Sharpening (tool Or Cutter Grinding) Machines, Other Than Numerically Contr		47		49
	846040	Machine-tools; For Honing Or Lapping	39	31.876	3.950	3.560.284
	846090	Machine-tools; For Deburring, Grinding, Polishing Or Otherwise Finishing Me	210	29.391	8.670	621.043
	846120	Machine-tools; Shaping Or Slotting Machines, Working By Removing Metal, Sintered Metal Ca		16.048		909.260
	846130	Machine-tools; Broaching Machines, Working By Removing Metal, Sintered Metal Carbides Or		84		4.834
	846140	Machine-tools; Gear Cutting, Gear Grinding Or Gear Finishing Machines, Wo	18	4	88	62
	846150	Machine-tools; Sawing Or Cutting-off Machines, Working By Removing Meta	473	66.678	7.615	1.007.750
	846190	Machine-tools; Planing Machines, And Other Machine-tools N.e.c. In Headin	29		140	
	846320	Machine-tools; For Working Metal, Sintered Metal Carbides Or Cermets, Wit	9.000	119.880	51.917	473.035
	846330	Machine-tools; Machines For Working Wire, Without Removing Material		24		5.588
	846390	Machine-tools; For Working Metal, Sintered Metal Carbides Or Cermets, Without Removing M		11.400		152.130
	846490	Machine-tools; For Working Stone, Ceramics, Concrete, Asbestos-cement Or Like Mineral Mat		3		91
	846510	Machine-tools; Which Can Carry Out Different Types Of Machining Operations Without Tool C		1		284
	846591	Machine-tools; For Working Wood, Cork, Bone, Hard Rubber, Hard Plastics C	1.150	4.879	12.747	31.917
	846592	Machine-tools; For Working Wood, Cork, Bone, Hard Rubber, Hard Plastics C	9.262	9.987	175.482	23.720
	846593	Machine-tools; For Working Wood, Cork, Bone, Hard Rubber, Hard Plastics C	240	722	2.900	15.549
	846594	Machine-tools; For Working Wood, Cork, Bone, Hard Rubber, Hard Plastics C	58.801	3.800	1.253.971	4.147
	846595	Machine-tools; For Working Wood, Cork, Bone, Hard Rubber, Hard Plastics C	8.275	5.537	49.602	46.995
	846596	Machine-tools; For Working Wood, Cork, Bone, Hard Rubber, Hard Plastics C	244	1.331	4.493	3.530
	846599	Machine-tools; For Working Wood, Cork, Bone, Hard Rubber, Hard Plastics C	18.423	2.773	375.748	92.150
	846610	Parts & Accessories Suited For Use Solely/principally With Machines Of Heac	8.341	14.027	261.345	157.045
	846620	Parts & Accessories Suited For Use Solely/principally With Machines Of Heac	249.028	340.411	625.167	990.068
	846630	Parts & Accessories Suited For Use Solely/principally With Machines Of Heac	725	35.819	108.800	842.834
	846691	Parts & Accessories Suited For Use Solely/principally; For The Machines Of H	102	2	55.447	54
	846692	Parts & Accessories Suited For Use Solely/principally For The Machines Of H	243	30	10.339	3.484
	846693	Parts & Accessories Suited For Use Solely/principally With Machines Of Heac	8.164	28.705	277.924	595.284
	846694	Machine-tools; Parts And Accessories, For The Machines Of Heading No. 846	39.108	50.801	885.304	1.273.652
	846711	Tools; For Working In The Hand, Pneumatic, Rotary Type (including Combine	11	41	332	2.500
	846719	Tools; For Working In The Hand, Pneumatic, Other Than Rotary Type	42.704	228.057	221.508	1.193.342
	846721	Tools; For Working In The Hand, With Self-contained Electric Motor; Drills O	67	61	968	1.367
	846722	Tools; For Working In The Hand, With Self-contained Electric Motor; Saws	3	41	16	1.200
	846729	Tools; For Working In The Hand, With Self-contained Electric Motor; Other T	159.910	323.943	3.401.352	7.904.818
	846781	Tools; For Working In The Hand, Chain Saws With Self-contained Non-electri	208	40	1.573	3.170
	846789	Tools; For Working In The Hand, (other Than Chain Saws), Hydraulic Or With	1		3	
	846792	Tools; For Working In The Hand, Parts Of Pneumatic Tools		1.862		52.330
	846799	Tools; For Working In The Hand, Parts Thereof For Other Than Chain Saws A	3.038	2.241	18.336	89.782
	846820	Machinery And Apparatus; Gas Operated Machinery And Apparatus N.e.c. In	390	311	990	1.592
	846880	Machinery And Apparatus; For Soldering, Brazing Or Welding, Whether Or N	1.097		3.550	
	846890	Machinery And Apparatus; Parts, Soldering, Brazing Or Welding, Whether O	16.069	9.416	731.199	519.607
	847010	Calculating Machines; Electronic Calculators Capable Of Operation Without	35.083	41.253	25.056	32.188
	847050	Cash Registers	526.829	117.568	5.926.798	2.623.747
	847090	Machines Incorporating A Calculating Device; N.e.c. In Heading No. 8470	4.559	3.694	95.095	104.853
	847130	Automatic Data Processing Machines; Portable, Weighing Not More Than 10	467	1.687	32.278	128.227
	847141	Automatic Data Processing Machines; Comprising In The Same Housing At Le	82.038	97.161	11.189.399	12.560.778
	847149	Automatic Data Processing Machines; Presented In The Form Of Systems, N.	130	34	14.413	3.682
	847150	Units Of Automatic Data Processing Machines; Processing Units Other Than	53.832	118.879	1.063.003	2.549.146
	847160	Units Of Automatic Data Processing Machines; Input Or Output Units, Whetl	270.451	344.232	14.125.447	17.585.839
	847170	Units Of Automatic Data Processing Machines; Storage Units	8.483	22.776	325.361	1.221.596
	847180	Units Of Automatic Data Processing Machines; N.e.c. In Item No. 8471.50, 8	191	691	8.926	51.364
	847190	Magnetic Or Optical Readers, Machines For Transcribing Data Onto Data Me	31	731	38.601	47.786
	847290	Office Machines; Not Elsewhere Classified	59.991	109.007	945.677	2.232.510
	847321	Calculating Machines; Parts And Accessories Of The Electronic Calculating M	1.294	5.793	19.026	67.629
	847329	Machinery; Parts And Accessories Of The Machines Of Item No. 8470.30. 84	522	430	11.072	24.744
	847330	Machinery; Parts And Accessories (other Than Covers, Carrying Cases And Tl	35.217	241.276	1.383.296	21.074.951
	847340	Machinery; Parts And Accessories (other Than Covers, Carrying Cases And Tl	5	28.817	464	42.142
	847350	Machines; Parts And Accessories (other Than Covers, Carrying Cases And Th	3.122	2.160	88.031	47.727

https://jabar.bps.go.id

Tabel 2. Ekspor Provinsi Asal Barang Dirinci Menurut Kode HS6 Digit, 2020—2021

Provinsi Asal	Kode HS 6	Deskripsi HS 6 Digit	Berat Bersih (Kg)		Nilai FOB (US$)	
			2020	2021	2020	2021
(1)	(2)	(3)	(4)	(5)	(6)	(7)
Jawa Barat						
	847410	Machines; For Sorting, Screening, Separating Or Washing Earth, Stone, Ores	19.417	72	262.169	500
	847420	Machines; For Crushing Or Grinding Earth, Stone, Ores Or Other Mineral Sub	12.765	3.000	87.296	21.700
	847431	Machines; Concrete Or Mortar Mixers	17	4.000	580	26.265
	847432	Machines; For Mixing Mineral Substances With Bitumen	7.500		9.500	
	847439	Machines; For Mixing Or Kneading Mineral Substances, Excluding Concrete I	2.800	148	76.178	8.956
	847480	Machines; For Agglomerating, Shaping Or Moulding Solid Mineral Fuels, Ceramic Paste, Unha		14.352		261.400
	847490	Machines, For Sorting, Screening, Separating, Washing, Crushing Etc Minera	8.839	15.489	132.752	192.152
	847529	Machines; For Manufacturing Or Hot Working Glass Or Glassware, Not For M	13		5.492	
	847590	Machines; Parts, Of Those For Assembling Electric Or Electronic Lamps, Tube	12.988		284.649	
	847710	Machinery; Injection-moulding Machines, For Working Rubber Or Plastics Or	398.750	221.730	4.155.126	2.326.887
	847720	Machinery; Extruders, For Working Rubber Or Plastics Or For The Manufactu	12.982	4.968	77.430	44.189
	847730	Machinery; Blow Moulding Machines, For Working Rubber Or Plastics Or For	95.900	3.241	765.481	88.055
	847740	Machinery; Vacuum Moulding Machines And Other Thermoforming Machin	2.143	14.234	37.922	123.569
	847759	Machinery; For Moulding Or Forming, For Working Rubber Or Plastics Or For	1.072	37.276	63.386	275.582
	847780	Machinery; For Working Rubber Or Plastics Or For The Manufacture Of Prod	30.276	94.350	443.101	329.408
	847790	Machinery; Parts Of The Machines Of Heading No. 8477, N.e.c. In Item No. 8	12.945	8.082	197.784	474.150
	847890	Machinery; Parts Of Those For Preparing Or Making Up Tobacco, N.e.c. In Th	3		6.378	
	847910	Machinery And Mechanical Appliances; For Public Works, Building Or The Lil	3.132	78	25.632	20.721
	847920	Machinery; For The Extraction Or Preparation Of Animal Or Fixed Vegetable	1	12	1.010	610
	847930	Machinery And Mechanical Appliances; Presses For The Manufacture Of Particle Or Fibre Buil		1.013		5.668
	847940	Machines; For Making Rope Or Cable		16.829		648.000
	847950	Machinery And Mechanical Appliances; Industrial Robots, N.e.c. Or Included	17.624	34.115	491.241	346.315
	847971	Machinery And Mechanical Appliances; Passenger Boarding Bridges, Of A Kin	1.628.619	352.513	9.141.000	1.578.650
	847979	Machinery And Mechanical Appliances; Passenger Boarding Bridges, Other T	1.313	163	19.954	11.223
	847981	Machines And Mechanical Appliances; For Treating Metal, Including Electric	2.475	2.766	102.405	109.577
	847982	Machines; For Mixing, Kneading, Crushing, Grinding, Screening, Sifting, Hom	22.961	8.308	200.039	100.860
	847989	Machines And Mechanical Appliances; Having Individual Functions, N.e.c. Or	57.192	150.001	867.156	745.995
	847990	Machines And Mechanical Appliances; Parts, Of Those Having Individual Fun	22.308	186.163	4.001.063	6.382.387
	848010	Moulding Boxes; For Metal Foundry	1.986	3.881	154.700	38.099
	848020	Mould Bases; For Metal, Metal Carbides, Glass, Mineral Materials, Rubber O	19.833	56.249	294.373	218.671
	848030	Moulding Patterns; Of Metal, Metal Carbides, Glass, Mineral Materials, Rubb	500.893	212.142	1.706.727	904.922
	848041	Moulds; For Metal Or Metal Carbides, Injection Or Compression Types	88.797	102.447	2.087.187	3.159.492
	848049	Moulds; For Metal Or Metal Carbides, Other Than Injection Or Compression	182.043	113.658	5.473.799	3.833.868
	848060	Moulds; For Mineral Materials	177.313	136.879	576.821	865.496
	848071	Moulds; For Rubber Or Plastics, Injection Or Compression Types	575.569	381.236	11.737.366	4.025.617
	848079	Moulds; For Rubber Or Plastics, Other Than Injection Or Compression Types	251.764	165.470	4.107.516	5.543.618
	848110	Valves; Pressure Reducing, For Pipes, Boiler Shells, Tanks, Vats Or The Like	724	130	12.493	8.766
	848120	Valves; For Oleohydraulic Or Pneumatic Transmissions	4.093	5.593	360.731	624.646
	848130	Valves; Check (nonreturn) Valves, For Pipes, Boiler Shells, Tanks, Vats Or The	116.635	29.288	253.327	366.141
	848140	Valves; Safety Or Relief Valves, For Pipes, Boiler Shells, Tanks, Vats Or The Li	62.914	21.136	934.174	724.853
	848180	Taps, Cocks, Valves And Similar Appliances; For Pipes, Boiler Shells, Tanks, V	252.680	374.899	5.821.252	4.329.451
	848190	Taps, Cocks, Valves And Similar Appliances; Parts Thereof	531.988	678.336	7.532.583	8.819.064
	848210	Ball Bearings	5.998.345	7.994.170	128.526.036	164.378.995
	848220	Bearings; Tapered Roller Bearings, Including Cone And Tapered Roller Assem	1.945	139	1.633	42.563
	848230	Bearings; Spherical Roller Bearings	638	1.711	6.523	18.542
	848240	Bearings; Needle Roller Bearings	117	82	7.791	3.822
	848250	Bearings; Cylindrical Roller Bearings N.e.c. In Heading No. 8482	127	34.331	1.127	77.702
	848280	Bearings; N.e.c. In Heading No. 8482, Including Combined Ball/roller	859.265	1.448.803	1.264.340	2.197.106
	848291	Bearings; Parts, Balls, Needles And Rollers	2.900.317	4.036.371	13.949.590	19.648.394
	848299	Bearings; Parts, (other Than Balls, Needles And Rollers)	77.430	81.878	1.863.909	2.633.177
	848310	Transmission Shafts (including Cam Shafts And Crank Shafts) And Cranks	5.010.094	5.611.857	42.702.378	51.305.838
	848320	Bearing Housings, Incorporating Ball Or Roller Bearings	285	81	8.516	3.679
	848330	Bearing Housings, Not Incorporating Ball Or Roller Bearings And Plain Shaft E	420.387	401.199	6.088.117	8.539.612
	848340	Gears And Gearing; (not Toothed Wheels, Chain Sprockets And Other Transr	1.680.213	2.283.493	15.125.605	20.407.062
	848350	Pulleys And Flywheels, Including Pulley Blocks	3.726.358	5.702.688	7.464.742	10.516.002
	848360	Clutches And Shaft Couplings (including Universal Joints)	249.830	164.720	2.625.434	1.684.991
	848390	Transmission Components; Toothed Wheels, Chain Sprockets And Other Tra	1.936.736	2.832.413	18.085.563	23.783.451
	848410	Gaskets And Similar Joints; Of Metal Sheeting Combined With Other Materia	350.914	383.094	5.235.349	6.834.183
	848420	Seals; Mechanical	350.662	475.261	5.340.720	7.008.674
	848490	Gasket Sets Or Assortments Of Gaskets And Similar Joints; Dissimilar In Com	16.329	23.198	409.784	510.775

https://www.bps.go.id

Tabel 2. Ekspor Provinsi Asal Barang Dirinci Menurut Kode HS6 Digit, 2020—2021

Provinsi Asal	Kode HS 6	Deskripsi HS 6 Digit	Berat Bersih (Kg)		Nilai FOB (US$)	
			2020	2021	2020	2021
(1)	(2)	(3)	(4)	(5)	(6)	(7)
Jawa Barat						
	848610	Machines And Apparatus Of A Kind Used Solely Or Principally For The Manut	655		2.015	
	848620	Machines And Apparatus Of A Kind Used Solely Or Principally For The Manut	3.373	9	2.933	1.510
	848630	Machines And Apparatus Of A Kind Used Solely Or Principally For The Manut	765	160	17.463	3
	848640	Machines And Apparatus Of A Kind Used Solely Or Principally For The Manufacture Or Repair		13.882		137.450
	848690	Machines And Apparatus Of Heading 8486; Parts And Accessories	7.399	170	70.057	1.869
	848790	Machinery Parts; Not Containing Electrical Connectors, Insulators, Coils, Con	3.919	3.021	234.138	334.335
	850110	Electric Motors; Of An Output Not Exceeding 37.5w	9.180.838	11.051.770	152.663.974	197.255.215
	850120	Electric Motors; Universal Ac/dc Of An Output Exceeding 37.5w	286	45	2.663	2.528
	850131	Electric Motors And Generators; Dc, Of An Output Not Exceeding 750w	2.767.030	2.627.389	31.674.373	32.924.436
	850132	Electric Motors And Generators; Dc, Of An Output Exceeding 750w But Not I	242	7.486	11.030	99.241
	850134	Electric Motors And Generators; Dc, Of An Output Exceeding 375kw		103		11.329
	850140	Electric Motors; Ac Motors, Single-phase	824	1.555	7.166	31.634
	850151	Electric Motors; Ac Motors, Multi-phase, Of An Output Not Exceeding 750w	5.468	68.523	59.043	178.961
	850152	Electric Motors; Ac Motors, Multi-phase, Of An Output Exceeding 750w But	2.415	612	25.962	22.735
	850153	Electric Motors; Ac Motors, Multi-phase, Of An Output Exceeding 75kw		1.542		2.966
	850161	Generators; Ac Generators, (alternators), Of An Output Not Exceeding 75kva	9	40	12.603	5.205
	850211	Electric Generating Sets; With Compression-ignition Internal Combustion Pis	397.258	685.975	3.542.980	5.912.186
	850212	Electric Generating Sets; With Compression-ignition Internal Combustion Pis	1.569		500	
	850220	Electric Generating Sets; With Spark-ignition Internal Combustion Piston Eng	20.706	66.190	20.495	437.398
	850239	Electric Generating Sets; (excluding Those With Spark-ignition Or Compressi	1.505		5.228	
	850240	Electric Rotary Converters		16.019		248.289
	850300	Electric Motors And Generators; Parts Suitable For Use Solely Or Principally	1.360.945	1.296.437	22.382.522	30.449.150
	850410	Discharge Lamps Or Tubes; Ballasts Therefor	1.020	9	5.484	3.955
	850421	Electrical Transformers; Liquid Dielectric, Having A Power Handling Capacity	138.393	164.988	1.767.069	2.169.974
	850422	Electrical Transformers; Liquid Dielectric, Having A Power Handling Capacity	1.511.365	461.076	14.540.534	8.867.069
	850423	Electrical Transformers; Liquid Dielectric, Having A Power Handling Capacity	3.126.125	3.261.772	20.982.153	20.869.422
	850431	Electrical Transformers; N.e.c. In Item No. 8504.2, Having A Power Handling	697.021	838.746	10.745.585	11.965.925
	850432	Transformers; N.e.c. In Item No. 8504.2, Having A Power Handling Capacity Exceeding 1kva Bu		30		56
	850433	Transformers; N.e.c. In Item No. 8504.2, Having A Power Handling Capacity	3	5.701	250	39.404
	850434	Transformers; N.e.c. In Item No. 8504.2, Having A Power Handling Capacity	403.043	541.475	5.299.496	7.750.938
	850440	Electrical Static Converters	708.638	1.046.611	31.798.337	28.940.938
	850450	Electrical Inductors; N.e.c. In Heading No. 8504	583.365	371.499	8.048.981	9.500.025
	850490	Electrical Transformers, Static Converters And Inductors; Parts Thereof	90.415	420.347	1.224.879	2.341.617
	850511	Magnets; Permanent Magnets And Articles Intended To Become Permanent	28.824	46.348	564.048	954.910
	850519	Magnets; Permanent Magnets And Articles Intended To Become Permanent	30.865	45.457	341.800	320.590
	850520	Magnets; Electro-magnetic Couplings, Clutches And Brakes	2.854	4.131	64.283	93.019
	850590	Magnets; Electro-magnets, Holding Devices And Parts N.e.c. In Heading No.	270.926	357.963	2.755.826	3.366.259
	850610	Cells And Batteries; Primary, Manganese Dioxide	26.171.968	29.062.587	107.513.637	128.901.682
	850650	Cells And Batteries; Primary, Lithium	3.666.792	4.103.470	176.943.415	201.960.386
	850660	Cells And Batteries; Primary, Air-zinc	2.318		19.376	
	850680	Cells And Batteries; Primary, (other Than Manganese Dioxide, Mercuric Oxid	11.440.224	12.469.610	42.872.323	50.454.425
	850690	Cells And Batteries; Primary, Parts Thereof	3.118	1.405	50.420	33.813
	850710	Electric Accumulators; Lead-acid, Of A Kind Used For Starting Piston Engines	1.886.349	1.140.584	5.019.974	2.846.445
	850720	Electric Accumulators; Lead-acid, (other Than For Starting Piston Engines), Ir	2.579.381	2.353.567	7.145.061	5.968.963
	850760	Electric Accumulators; Lithium-ion, Including Separators, Whether Or Not Re	282.229	495.169	711.133	2.617.570
	850780	Electric Accumulators; Other Than Lead-acid, Nickel-cadmium, Nickel-iron, N	49.904	69.898	13.601.778	18.318.041
	850790	Electric Accumulators; Parts N.e.c. In Heading No. 8507	4.346.599	6.472.992	14.844.747	22.113.445
	850811	Vacuum Cleaners, With Self-contained Electric Motor, Of A Power Not Excee	928.729	4.169.523	5.782.657	26.006.364
	850819	Vacuum Cleaners, With Self-contained Electric Motor, N.e.c. In Item No. 850	10	45	448	622
	850860	Vacuum Cleaners, Other Than With A Self-contained Electric Motor	37	618.784	352	4.081.390
	850870	Parts Of Vacuum Cleaners	10.222	100	635.619	773
	850940	Electro-mechanical Domestic Appliances; Food Grinders And Mixers, Fruit O	753.327	325.983	4.025.893	1.748.686
	850980	Electro-mechanical Domestic Appliances; With Self-contained Electric Motor, Other Than Vac		6		12
	850990	Electro-mechanical Domestic Appliances; Parts For The Appliances Of Headi	23.838	35.879	285.034	595.939
	851010	Shavers; With Self-contained Electric Motor		15		246
	851020	Hair Clippers; With A Self-contained Electric Motor		251		2.365
	851090	Shavers And Hair Clippers; Parts Of Those With Self-contained Electric Moto	33		5.769	
	851110	Ignition Or Starting Equipment; Spark Plugs, Of A Kind Used For Spark Or Co	1.337.727	889.939	22.058.200	21.475.815
	851120	Ignition Or Starting Equipment; Ignition Magnetos, Magneto-dynamos And M	316.816	399.571	4.562.943	5.249.512
	851130	Ignition Or Starting Equipment; Distributors And Ignition Coils Of A Kind Use	18.289	10.955	580.342	272.508

https://jabar.bps.go.id

Tabel 2. Ekspor Provinsi Asal Barang Dirinci Menurut Kode HS6 Digit, 2020—2021

Provinsi Asal	Kode HS 6	Deskripsi HS 6 Digit	Berat Bersih (Kg)		Nilai FOB (US$)	
			2020	2021	2020	2021
(1)	(2)	(3)	(4)	(5)	(6)	(7)
Jawa Barat						
	851140	Ignition Or Starting Equipment; Starter Motors And Dual Purpose Starter-ge	662.813	583.154	8.231.655	8.176.401
	851150	Ignition Or Starting Equipment; Generators N.e.c. In Heading No. 8511, Of A	544.707	691.194	5.750.890	7.235.051
	851180	Ignition Or Starting Equipment; N.e.c. In Heading No. 8511, Of A Kind Used F	54.074	47.517	1.654.142	1.377.136
	851190	Ignition Or Starting Equipment; Parts Of The Equipment Of Heading No. 851	1.650.774	1.623.455	15.429.780	13.090.461
	851210	Lighting Or Visual Signalling Equipment; Electrical, Of A Kind Used On Bicycle	6	25	79	297
	851220	Lighting Or Visual Signalling Equipment; Electrical, Of A Kind Used On Motor	814.187	668.997	20.636.721	20.136.648
	851230	Sound Signalling Equipment; Electrical, Used On Cycles Or Motor Vehicles (e	1.228.775	2.821.962	13.904.014	33.468.528
	851240	Windscreen Wipers, Defrosters And Demisters; Electrical, Of Kinds Used For	324.415	930.191	4.166.481	12.467.452
	851290	Lighting Or Signalling Equipment; Electrical, (excluding Articles Of Heading N	861.411	1.037.579	11.962.332	13.005.856
	851310	Lamps; Portable, Electric, Designed To Function By Their Own Source Of Ene	72.315	87.007	2.400.548	2.171.151
	851390	Lamps; Parts Of Portable, Electric Lamps Of Heading No. 8513, Designed To	120	70	8.845	2.309
	851420	Furnaces And Ovens; Electric, For Industrial Or Laboratory Use, Functioning	1.850	11.360	23.846	104.490
	851440	Heating Equipment; For The Heat Treatment Of Materials By Induction Or D	32.200	1.200	10.000	50.208
	851490	Furnaces, Ovens And Heating Equipment; Parts Of The Industrial Or Laborat	6.979	31	58.777	1.167
	851519	Brazing Or Soldering Machines And Apparatus; Other Than Soldering Irons A	10.652		64.710	
	851521	Welding Machines And Apparatus; For Resistance Welding Of Metal, Fully O	185	1.528	4.843	87.238
	851529	Welding Machines And Apparatus; For Resistance Welding Of Metal, Other T	409	18.156	2.851	177.600
	851539	Welding Machines And Apparatus; For Arc (including Plasma Arc) Welding O	186	2.558	5.836	64.624
	851580	Welding Machines And Apparatus; N.e.c. In Heading No. 8515, Whether Or	4.255	21.625	129.259	674.407
	851590	Welding, Brazing Or Soldering Machines; Parts Of The Machines Of Heading	28.377	8.464	658.772	341.674
	851610	Heaters; Electric, Instantaneous Or Storage Water And Immersion Heaters	51.333	44.236	1.060.116	1.086.540
	851629	Heating Apparatus; Electric Soil Heating Apparatus And Space Heating Appa	42.562	50.237	411.632	531.505
	851631	Hair-dressing Apparatus; Electro-thermic Hair Dryers	1	8	26	62
	851632	Hair-dressing Apparatus; Electro-thermic, Other Than Hair Dryers		5		55
	851640	Smoothing Irons; Electric	916.579	606.855	4.914.639	3.587.313
	851650	Ovens; Microwave, Of A Kind Used For Domestic Purposes	3.206	8.054	31.986	42.363
	851660	Ovens, Cookers, Cooking Plates, Boiling Rings, Grillers And Roasters; Of A Kir	1.948.977	2.100.716	11.101.530	12.528.960
	851671	Electro-thermic Appliances; Coffee Or Tea Makers, Of A Kind Used For Dome	814.686	957.901	8.000.633	10.463.773
	851672	Electro-thermic Appliances; Toasters, Of A Kind Used For Domestic Purposes	9	9	39	70
	851679	Electro-thermic Appliances; N.e.c. In Heading No. 8516, Used For Domestic	182.587	229.465	4.956.408	6.655.664
	851680	Resistors; Electric Heating, Other Than Those Of Heading No. 8545	26.280	14.860	1.037.126	350.273
	851690	Electro-thermic Appliances; Parts, Of Heating Resistors, Of Water, Space Anc	575	582	14.852	6.794
	851711	Line Telephone Sets With Cordless Handsets		1.091		848
	851718	Telephone Sets N.e.c. In Item No. 8517.1	84.666	74.733	26.618.521	5.908.666
	851761	Base Stations	2	352	4	6.192
	851762	Communication Apparatus (excluding Telephone Sets Or Base Stations); Ma	1.047.246	2.446.123	120.115.346	213.670.528
	851769	Communication Apparatus (excluding Telephone Sets Or Base Stations); Ma	534	133	29.356	23.220
	851810	Microphones And Stands Therefor	31.627	26.030	644.005	683.035
	851821	Loudspeakers; Single, Mounted In Their Enclosures	3.566.300	4.109.054	34.974.976	32.300.588
	851822	Loudspeakers; Multiple, Mounted In The Same Enclosure	40.846	93.571	898.805	3.052.462
	851829	Loudspeakers; Not Mounted In Their Enclosures	7.889.546	9.663.684	39.892.509	54.387.684
	851830	Headphones And Earphones, Whether Or Not Combined With A Microphon	535.436	657.429	23.169.514	27.030.543
	851840	Amplifiers; Audio-frequency Electric	3.040	58.507	183.768	2.622.792
	851850	Amplifier Sets; Electric Sound	633.167	674.330	18.561.467	21.048.156
	851890	Microphones, Headphones, Earphones, Amplifier Equipment; Parts Of The E	595.821	528.575	25.221.809	15.556.494
	851920	Sound Recording Or Reproducing Apparatus; Operated By Coins, Banknotes,	46	11	1.216	157
	851930	Sound Recording Or Reproducing Apparatus; Turntables (record-decks)	1	1	50	21
	851981	Sound Recording Or Reproducing Apparatus; Using Magnetic, Optical Or Sen	4.125	3.164	184.995	148.966
	851989	Sound Recording Or Reproducing Apparatus; N.e.c. In Heading No 8519	52	115	758	1.147
	852110	Video Recording Or Reproducing Apparatus; Magnetic Tape-type		1		277
	852190	Video Recording Or Reproducing Apparatus; Other Than Magnetic Tape-type	326.610	357.866	9.851.601	10.772.564
	852210	Sound Recording Or Reproducing Apparatus; Parts And Accessories Thereof,	202.405	191.566	8.326.911	6.634.306
	852290	Sound Or Video Recording Or Reproducing Apparatus; Parts And Accessories	194.927	135.656	1.014.268	810.256
	852321	Magnetic Media; Cards Incorporating A Magnetic Stripe, Whether Or Not Re	1.794	2.168	12.378	53.782
	852329	Magnetic Media; Other Than Cards Incorporating A Magnetic Stripe, Wheth	151	24	113.629	3.648
	852341	Optical Media; Unrecorded, Excluding Products Of Chapter 37	1	3	8.595	194
	852349	Optical Media; Recorded, Excluding Products Of Chapter 37	21	67	977	1.290
	852351	Semiconductor Media; Solid-state Non-volatile Storage Devices, Whether Or	79	8	499.024	71
	852352	Semiconductor Media; Smart Cards, Whether Or Not Recorded, Excluding P	33.444	32.105	1.406.267	1.265.121
	852359	Semiconductor Media; Other Than Smart Cards, Whether Or Not Recorded,	4.212	924	189.754	33.589

https://www.bps.go.id

Tabel 2. Ekspor Provinsi Asal Barang Dirinci Menurut Kode HS6 Digit, 2020—2021

Provinsi Asal	Kode HS 6	Deskripsi HS 6 Digit	Berat Bersih (Kg)		Nilai FOB (US$)	
			2020	2021	2020	2021
(1)	(2)	(3)	(4)	(5)	(6)	(7)
Jawa Barat						
	852380	Media N.e.c. In Heading 8523, Whether Or Not Recorded, Excluding Product	614	728	208.509	309.219
	852550	Transmission Apparatus For Radio-broadcasting Or Television, Whether Or N	703		19.213	
	852560	Transmission Apparatus For Radio-broadcasting Or Television, Whether Or N	1	10	133	1.059
	852610	Radar Apparatus	511	4.236	50.113	159.538
	852691	Radio Navigational Aid Apparatus	661.376	433.323	60.147.438	38.367.741
	852692	Radio Remote Control Apparatus	1.774	20.088	21.026	459.168
	852712	Radio Broadcast Receivers Capable Of Operating Without An External Power	11		500	
	852713	Radio Broadcast Receivers Capable Of Operating Without An External Power	8		154	
	852719	Radio Broadcast Receivers Capable Of Operating Without An External Power	32	3	205	188
	852721	Radio-broadcast Receivers Not Capable Of Operating Without An External Sc	1.578.702	1.450.453	65.439.036	52.327.358
	852729	Radio-broadcast Receivers Not Capable Of Operating Without An External Sc	608.418	484.020	30.891.852	23.794.961
	852791	Radio-broadcast Receivers N.e.c. In Heading No. 8527; Combined With Soun	8	8	510	200
	852799	Radio-broadcast Receivers N.e.c. In Heading No. 8527; Not Combined With Sound Recording (		22		743
	852842	Monitors; Cathode-ray Tube, Capable Of Directly Connecting To And Designe	28		503	
	852849	Monitors; Cathode-ray Tube, N.e.c. In Subheading 8528.42, Whether Or Not	2.192	91	5.550	8.720
	852852	Monitors; Other Than Cathode-ray Tube; Capable Of Directly Connecting To	1.686.258	914.879	50.507.276	30.603.510
	852859	Monitors Other Than Cathode-ray Tube; N.e.c. In Subheading 8528.52, Whe	577.384	1.602.643	48.983.480	66.889.907
	852862	Projectors; Capable Of Directly Connecting To And Designed For Use With An Automatic Data		3		1.054
	852869	Projectors; N.e.c. In Subheading 8528.62, Whether Or Not Colour	43	66	4.740	8.712
	852871	Reception Apparatus For Television, Whether Or Not Incorporating Radio-br	2.348.288	1.679.802	100.774.045	83.755.914
	852872	Reception Apparatus For Television, Whether Or Not Incorporating Radio-br	31.632.847	52.110.277	687.102.701	1.501.706.984
	852873	Reception Apparatus For Television, Whether Or Not Incorporating Radio-br	2.785		17.580	
	852910	Reception And Transmission Apparatus; Aerials And Aerial Reflectors Of All I	251.486	1.254.880	2.340.025	8.398.099
	852990	Reception And Transmission Apparatus; For Use With The Apparatus Of Hea	6.152.772	14.665.278	116.802.793	261.158.331
	853090	Signalling Apparatus; Parts Of Safety, Traffic Control Equipment For Railways	519	121	4.722	6.696
	853110	Signalling Apparatus; Electric, Sound Or Visual, Burglar Or Fire Alarms And Si	56.109	58.384	1.362.388	1.363.555
	853120	Signalling Apparatus; Electric, Sound Or Visual, Indicator Panels Incorporatin	8.240.521	9.457.864	136.069.179	249.392.002
	853180	Signalling Apparatus; Electric, Sound Or Visual, Apparatus N.e.c. In Heading I	13.442	7.709	509.600	314.461
	853190	Signalling Apparatus; Parts Of The Electric, Sound Or Visual Apparatus Of He	194	4	3.499	145
	853210	Electrical Capacitors; Fixed, Designed For Use In 50/60 Hz Circuits And Havin	0		364	
	853221	Electrical Capacitors; Fixed, Tantalum	202.054	210.333	168.881.134	187.840.604
	853222	Electrical Capacitors; Fixed, Aluminium Electrolytic	3.259.359	4.291.955	71.178.878	97.287.030
	853223	Electrical Capacitors; Fixed, Ceramic Dielectric, Single Layer	630.220	783.752	10.432.646	14.119.566
	853224	Electrical Capacitors; Fixed, Ceramic Dielectric, Multilayer	2.392	3.156	346.268	240.096
	853225	Electrical Capacitors; Fixed, Dielectric Of Paper Or Plastics	16.574	5.624	69.381	27.852
	853229	Electrical Capacitors; Fixed, N.e.c. In Heading No. 8532	3.818.184	373.633	2.252.927	3.539.515
	853230	Electrical Capacitors; Variable Or Adjustable (pre-set) Capacitors	3.559	293	104.208	9.960
	853290	Electrical Capacitors; Parts Of The Capacitors Of Heading No. 8532	198	3.453	23.592	39.523
	853310	Electrical Resistors; Fixed Carbon Resistors, Composition Or Film Types (inclu	5.569.730	432.587	132.711	348.445
	853321	Electrical Resistors; Fixed, For A Power Handling Capacity Not Exceeding 20w	29	1.942	3.157	47.560
	853329	Electrical Resistors; Fixed, For A Power Handling Capacity Exceeding 20w (in	1.969	3.125	73.555	113.082
	853331	Electrical Resistors; Wirewound Variable, Including Rheostats And Potention	6	7	674	773
	853339	Electrical Resistors; Wirewound Variable, Including Rheostats And Potention	2	2	96	123
	853340	Electrical Resistors; Variable, Including Rheostats And Potentiometers (exclu	530.697	514.876	5.923.354	9.016.544
	853390	Resistors; Parts Of The Resistors Of Heading No. 8533	49	1	782	9
	853400	Circuits; Printed	1.162.070	1.451.405	13.309.021	19.425.208
	853510	Electrical Apparatus; Fuses, For A Voltage Exceeding 1000 Volts	11	20	1.606	1.802
	853521	Electrical Apparatus; Automatic Circuit Breakers, For A Voltage Exceeding 10	1.180	479	42.861	30.209
	853529	Electrical Apparatus; Automatic Circuit Breakers, For A Voltage Of 72.5kv Or	55.400	3	748.888	12
	853530	Electrical Apparatus; Isolating And Make-and-break Switches, For A Voltage	12.833	148.040	392.195	1.721.819
	853540	Electrical Apparatus; Lightning Arresters, Voltage Limiters And Surge Suppre	11.149	15.826	2.070.914	2.610.740
	853590	Electrical Apparatus; N.e.c. In Heading No. 8535, For Switching Or Protecting	215.496	142.738	2.954.602	1.413.164
	853610	Electrical Apparatus; Fuses, For A Voltage Not Exceeding 1000 Volts	31.166	200.286	734.271	7.853.569
	853620	Electrical Apparatus; Automatic Circuit Breakers, For A Voltage Not Exceedin	4.116	12.962	119.678	213.187
	853630	Electrical Apparatus; For Protecting Electrical Circuits, N.e.c. In Heading No.	293.213	350.891	8.529.499	10.544.419
	853641	Electrical Apparatus; Relays, (for A Voltage Not Exceeding 60 Volts)	942.816	1.259.859	28.555.931	38.189.109
	853649	Electrical Apparatus; Relays, For A Voltage Exceeding 60 Volts	176.349	198.567	5.993.267	6.987.955
	853650	Electrical Apparatus; Switches N.e.c. In Heading No. 8536, For A Voltage Not	2.240.901	2.757.074	94.460.004	113.517.759
	853661	Electrical Apparatus; Lamp-holders, For A Voltage Not Exceeding 1000 Volts	510	5	70	821
	853669	Electrical Apparatus; Plugs And Sockets, For A Voltage Not Exceeding 1000 V	162.403	167.153	4.695.609	4.338.632

https://bandung-go.id

Tabel 2. Ekspor Provinsi Asal Barang Dirinci Menurut Kode HS6 Digit, 2020—2021

Provinsi Asal	Kode HS 6	Deskripsi HS 6 Digit	Berat Bersih (Kg)		Nilai FOB (US$)	
			2020	2021	2020	2021
(1)	(2)	(3)	(4)	(5)	(6)	(7)
Jawa Barat						
	853670	Connectors For Optical Fibres, Optical Fibre Bundles Or Cables	56.277	63.698	7.085.285	8.161.723
	853690	Electrical Apparatus; N.e.c. In Heading No. 8536, For Switching Or Protecting	2.776.180	3.613.882	85.794.067	110.717.548
	853710	Boards, Panels, Consoles, Desks And Other Bases; For Electric Control Or The	862.537	888.792	10.565.481	11.304.285
	853720	Boards, Panels, Consoles, Desks And Other Bases; For Electric Control Or The	2.670.554	2.664.304	47.136.408	52.220.360
	853810	Electrical Apparatus; Parts (e.g. Boards, Panels, Consoles, Desks, Cabinets, O	3.055	5.628	211.461	206.927
	853890	Electrical Apparatus; Parts Suitable For Use Solely Or Principally With The Ap	676.618	707.609	18.486.720	22.128.940
	853910	Lamps; Sealed Beam Units	31.165	67.454	699.731	1.132.157
	853921	Lamps; Filament, (excluding Ultra-violet Or Infra-red), Tungsten Halogen	201	236	8.436	6.194
	853922	Lamps; Filament, (excluding Ultra-violet Or Infra-red), Of A Power Not Excee	2	634	103	8.299
	853929	Lamps; Filament, (excluding Ultra-violet Or Infra-red), N.e.c. In Item No. 853	98.762	144.696	1.119.399	1.581.402
	853931	Lamps; Discharge, (excluding Ultra-violet), Fluorescent, Hot Cathode	4.510	68	84.571	1.373
	853932	Lamps; Discharge, (excluding Ultra-violet), Mercury Or Sodium Vapour Lamp	184	270	8.072	5.540
	853939	Lamps; Discharge, (excluding Ultra-violet, Excluding Fluorescent, Hot Cathode)		11		1.914
	853949	Lamps; Ultra-violet Or Infra-red Lamps, (excluding Arc-lamps)	77	14	3.573	429
	853990	Lamps; Parts Of The Lamps Of Heading No. 8539	2.871	3.791	51.348	74.665
	854020	Tubes; Television Camera Tubes, Image Converters And Intensifiers, Other P	4		1.418	
	854040	Tubes; Data/graphic Display Tubes, Monochrome; Data/graphic Display Tubes, Colour, With A		1.981		20.530
	854071	Tubes; Microwave, Magnetrons, Excluding Grid-controlled Tubes	22	2	1.049	105
	854089	Valves And Tubes; N.e.c. In Heading No. 8540		5		4.659
	854110	Electrical Apparatus; Diodes, Other Than Photosensitive Or Light-emitting Di	198.653	30.189	603.944	460.191
	854121	Electrical Apparatus; Transistors, (other Than Photosensitive), With A Dissipa	270.385	14.962	17.171	78.272
	854129	Electrical Apparatus; Transistors, (other Than Photosensitive), With A Dissipa	20.162	8.631	182.997	303.060
	854130	Electrical Apparatus; Thyristors, Diacs And Triacs, Other Than Photosensitive	6	5	1.175	17
	854160	Crystals; Mounted Piezo-electric	37.422	32.352	49.716.160	51.499.810
	854190	Electrical Apparatus; Parts For Diodes, Transistors And Similar Semiconductc	133	4.683	588.534	653.131
	854231	Electronic Integrated Circuits; Processors And Controllers, Whether Or Not C	62.866	343.794	18.269.489	48.067.142
	854232	Electronic Integrated Circuits; Memories	78.186	11.786	5.079.011	18.344.989
	854233	Electronic Integrated Circuits; Amplifiers	38.564	1.851	680.795	2.037.580
	854239	Electronic Integrated Circuits; N.e.c. In Heading No. 8542	241.483	23.225	8.761.223	3.283.246
	854290	Parts Of Electronic Integrated Circuits	91.503	35.654	4.284.547	4.245.984
	854320	Electrical Machines And Apparatus; Signal Generators	1	247	287	557
	854330	Electrical Machines And Apparatus; For Electroplating, Electrolysis Or Electro	1.732	30	5.761	808
	854370	Electrical Machines And Apparatus; Having Individual Functions, Not Specifie	4.301.603	4.797.282	103.715.493	148.646.008
	854390	Electrical Machines And Apparatus; Parts Of The Electrical Goods Of Heading	24.217	144.405	891.343	1.039.246
	854411	Insulated Electric Conductors; Winding Wire, Of Copper	4.217.845	5.238.477	33.858.035	56.435.537
	854419	Insulated Electric Conductors; Winding Wire, (of Other Than Copper)	105.439	181.621	2.920.441	5.424.411
	854420	Insulated Electric Conductors; Co-axial Cable And Other Co-axial Electric Con	95.708	104.849	5.119.042	5.810.805
	854430	Insulated Electric Conductors; Ignition Wiring Sets And Other Wiring Sets Of	1.258.453	1.834.699	37.766.060	56.363.100
	854442	Insulated Electric Conductors; For A Voltage Not Exceeding 1000 Volts, Fitte	1.338.962	2.258.874	32.979.913	48.952.533
	854449	Insulated Electric Conductors; For A Voltage Not Exceeding 1000 Volts, Not F	1.766.774	2.009.339	9.442.475	15.319.771
	854460	Insulated Electric Conductors; For A Voltage Exceeding 1000 Volts	1.521.565	2.625.729	7.606.793	15.101.105
	854470	Insulated Electric Conductors; Optical Fibre Cables	307.720	186.369	2.420.570	3.974.290
	854511	Carbon Electrodes; With Or Without Metal, Of A Kind Used For Furnaces		19.634		50.067
	854519	Carbon Electrodes; With Or Without Metal, Of A Kind Used For Other Than F	2.780.731	2.137.176	4.384.092	3.322.228
	854520	Carbon Brushes; With Or Without Metal, Used For Electrical Purposes	447	153	4.490	9.284
	854590	Carbon; Lamp Carbons, Battery Carbons And Other Articles Of Graphite Or C	128.896	175.201	2.636.263	3.113.151
	854610	Electrical Insulators; Of Glass		757		72.273
	854620	Electrical Insulators; Of Ceramics	9.633	4.465	51.560	8.540
	854690	Electrical Insulators; Other Than Of Glass And Ceramics	13.210	16.043	291.285	93.595
	854710	Insulating Fittings; Of Ceramics, For Electrical Machines, Of Insulating Mater	3	60	89	8.579
	854720	Insulating Fittings; Of Plastics, For Electrical Machines, Of Insulating Material	104.758	48.691	2.667.600	1.152.531
	854790	Insulating Fittings; (other Than Of Ceramics Or Plastics), For Electrical Machi	2.288	14.497	15.362	271.895
	860500	Railway Or Tramway Coaches; Passenger Coaches, Luggage Vans, Post Office Coaches And Ot		686		17.999
	860719	Railway Or Tramway Locomotives Or Rolling Stock; Parts, Axles And Wheels,	56		3.857	
	860721	Railway Or Tramway Locomotives Or Rolling Stock; Parts, Air Brakes And Par	334	10	7.634	75
	860730	Railway Or Tramway Locomotives Or Rolling Stock; Parts, Hooks And Other C	89		3.819	
	860791	Railway Or Tramway Locomotives; Parts N.e.c. In Heading No. 8607		149		3.250
	860799	Railway Or Tramway Rolling Stock; Parts N.e.c. In Heading No. 8607	445	1.984	48.597	26.594
	860800	Railway Or Tramway Track Fixtures And Fittings; Mechanical (including Elect	130	115	1.774	10.279
	860900	Containers; (including Containers For Transport Of Fluids) Specially Designec	65.240	1.685.581	382.400	443.887

https://www.bps.go.id

Tabel 2. Ekspor Provinsi Asal Barang Dirinci Menurut Kode HS6 Digit, 2020—2021

Provinsi Asal	Kode HS 6	Deskripsi HS 6 Digit	Berat Bersih (Kg)		Nilai FOB (US$)	
			2020	2021	2020	2021
(1)	(2)	(3)	(4)	(5)	(6)	(7)
Jawa Barat						
	870110	Tractors; Single Axle	11.310	62.796	25.500	371.002
	870210	Vehicles; Public Transport Type (carries 10 Or More Persons, Including Drive	556.216	1.852.576	7.918.701	24.692.356
	870321	Vehicles; With Only Spark-ignition Internal Combustion Reciprocating Piston	22.916.480	33.826.345	164.450.142	233.876.798
	870322	Vehicles; With Only Spark-ignition Internal Combustion Reciprocating Piston	73.324.247	85.725.670	601.308.031	683.930.165
	870323	Vehicles; With Only Spark-ignition Internal Combustion Reciprocating Piston	122.603.642	149.669.842	1.165.421.104	1.454.531.628
	870332	Vehicles; With Only Compression-ignition Internal Combustion Piston Engine	132.960	25.950	1.677.907	251.646
	870333	Vehicles; With Only Compression-ignition Internal Combustion Piston Engine (diesel Or Semi-		8.540		199.256
	870340	Vehicles; With Both Spark-ignition Internal Combustion Reciprocating Piston	1.880	2.055	44.470	4.127
	870421	Vehicles; Compression-ignition Internal Combustion Piston Engine (diesel Or	5.162.460	6.432.250	38.927.655	48.316.426
	870422	Vehicles; Compression-ignition Internal Combustion Piston Engine (diesel Or	2.140.084	5.575.643	15.648.478	41.230.266
	870431	Vehicles; Spark-ignition Internal Combustion Piston Engine, For Transport Of	4.950	26.910	27.100	140.223
	870490	Vehicles; For Transport Of Goods, N.e.c. In Heading No. 8704	98.818	253.490	615.175	1.674.293
	870520	Vehicles; Mobile Drilling Derricks	22.100	9.590	43.943	29.317
	870530	Vehicles; Fire Fighting Vehicles	13.000	7.080	229.583	206.258
	870590	Vehicles; Break-down Lorries, Road-sweepers, Spraying Lorries, Mobile Workshops, Mobile Ra		10.000		54.326
	870600	Chassis; Fitted With Engines, For The Motor Vehicles Of Heading No. 8701 T	4.700	1.386.624	49.971	10.851.458
	870710	Vehicles; Bodies (including Cabs) For The Motor Vehicles Of Heading No. 87	26.374	12.350	443.587	62.434
	870790	Vehicles; Bodies (including Cabs) For The Motor Vehicles Of Heading No. 87	35.028		335.605	
	870810	Vehicles; Bumpers And Parts Thereof, For The Vehicles Of Heading No. 8701	558.739	1.899.661	5.753.610	7.273.641
	870821	Vehicles; Parts Of Bodies, Safety Seat Belts	31.431	70.027	511.149	1.105.720
	870829	Vehicles; Parts And Accessories, Of Bodies, Other Than Safety Seat Belts	12.871.836	17.468.160	92.594.946	104.466.948
	870830	Vehicle Parts; Brakes, Servo-brakes And Parts Thereof	4.156.704	4.221.841	9.510.995	12.200.428
	870840	Vehicle Parts; Gear Boxes And Parts Thereof	21.065.700	28.884.238	339.925.764	459.154.305
	870850	Vehicle Parts; Drive-axles With Differential, Whether Or Not Provided With	38.014.779	18.167.473	153.979.682	221.215.689
	870870	Vehicle Parts; Road Wheels And Parts And Accessories Thereof	16.126.271	13.871.006	68.515.009	67.066.491
	870880	Vehicle Parts; Suspension Systems And Parts Thereof (including Shock-absor	4.697.440	5.354.485	15.332.685	17.977.937
	870891	Vehicle Parts; Radiators And Parts Thereof	4.582.303	5.320.700	52.221.621	67.872.139
	870892	Vehicle Parts; Silencers (mufflers) And Exhaust Pipes; Parts Thereof	248.925	401.219	4.477.780	5.995.798
	870893	Vehicle Parts; Clutches And Parts Thereof	5.133.060	8.810.335	35.556.677	58.006.470
	870894	Vehicle Parts; Steering Wheels, Steering Columns And Steering Boxes; Parts	1.617.628	3.010.949	17.908.920	36.879.528
	870895	Vehicle Parts; Safety Airbags With Inflater System; Parts Thereof	269.525	320.140	6.240.588	7.557.001
	870899	Vehicle Parts And Accessories; N.e.c. In Heading No. 8708	23.838.376	36.215.017	176.790.040	248.435.946
	870990	Vehicles; Parts Of The Vehicles Of Heading No. 8709	55.285	35.298	257.387	171.116
	871000	Tanks And Other Armoured Fighting Vehicles; Motorised, Whether Or Not Fi	246	1.110	3.410	1.696.004
	871110	Motorcycles (including Mopeds) And Cycles; Fitted With An Auxiliary Motor,	4.238	22.872	52.200	232.432
	871120	Motorcycles (including Mopeds) And Cycles; Fitted With An Auxiliary Motor,	21.802.229	32.718.447	211.242.419	323.544.484
	871140	Motorcycles (including Mopeds) And Cycles; Fitted With Auxiliary Motor, Re	669		14.934	
	871150	Motorcycles (including Mopeds) And Cycles; Fitted With Auxiliary Motor, Wi	4.515		107.798	
	871160	Motorcycles (including Mopeds) And Cycles; Fitted With Auxiliary Motor, With Electric Motor		118		940
	871200	Bicycles And Other Cycles; Including Delivery Tricycles, Not Motorised	313.948	508.980	2.327.049	5.477.599
	871410	Motorcycles (including Mopeds); Parts And Accessories	14.665.136	40.576.063	157.329.642	406.137.614
	871420	Carriages For Disabled Persons; Parts And Accessories Thereof	832.949	939.068	10.564.525	11.550.760
	871491	Cycles; Frames And Forks, And Parts Thereof	868	3.746	6.777	20.267
	871492	Cycles; Parts Thereof, Wheel Rims And Spokes	250.505	136.197	966.863	816.731
	871493	Cycles; Parts Thereof, Hubs (other Than Coaster Braking Hubs And Hub Brak	75	1.061	3.554	4.247
	871494	Cycles; Parts Thereof, Brakes, Including Coaster Braking Hubs And Hub-brak	640	1.057	9.423	18.551
	871495	Cycles; Parts Thereof, Saddles		11		397
	871496	Cycles; Parts, Pedals And Crank-gear, And Parts Thereof		371		4.825
	871499	Cycles; Parts Thereof, N.e.c. In Item No. 8714.9	439.645	917.595	3.867.672	8.253.705
	871500	Baby Carriages And Parts Thereof	472	14	9.737	138
	871680	Vehicles; N.e.c. In Heading No. 8716	5.942	554	32.369	4.295
	871690	Trailers, Semi-trailers And Other Vehicles Not Mechanically Propelled; Parts	14.068	17.734	108.570	82.485
	880240	Aeroplanes And Other Aircraft; Of An Unladen Weight Exceeding 15,000kg		16.000		24.100.000
	880400	Parachutes (including Dirigible Parachutes And Paragliders) And Rotochutes;	15		1.000	
	890120	Tankers		1.928		1.951
	890190	Vessels; N.e.c. In Heading No. 8901, For The Transport Of Goods And Other Vessels For The T		13.216.000		3.380.000
	890399	Yachts And Other Vessels; For Pleasure Or Sports, Rowing Boats And Canoes	10.128	15.786	149.714	203.319
	890690	Vessels; Other, Including Lifeboats Other Than Rowing Boats, Other Than W	16.880		517.311	
	890710	Rafts; Inflatable	214		4.052	
	890790	Floating Structures; Tanks, Coffer-dams, Landing Stages, Buoys And Beacons	132.474	43.226	717.063	226.359

https://www.bps.go.id

Tabel 2. Ekspor Provinsi Asal Barang Dirinci Menurut Kode HS6 Digit, 2020—2021

Provinsi Asal	Kode HS 6	Deskripsi HS 6 Digit	Berat Bersih (Kg)		Nilai FOB (US$)	
			2020	2021	2020	2021
(1)	(2)	(3)	(4)	(5)	(6)	(7)
Jawa Barat						
	890800	Vessels And Other Floating Structures; For Breaking Up		2.499		23.400
	900110	Optical Fibres, Optical Fibre Bundles And Cables; Excluding Those Of Headin	294.375	220.358	15.223.235	26.568.282
	900120	Optical Elements; Polarising Material, Sheets And Plates Thereof		0		1
	900130	Lenses, Contact; Unmounted, Of Any Material, Excluding Elements Of Glass	560	2.670	8.626	7.209
	900140	Lenses, Spectacle; Unmounted, Of Glass, Excluding Elements Of Glass Not O	3.589	2.366	309.247	240.305
	900150	Lenses, Spectacle; Unmounted, Of Materials Other Than Glass	1.466.467	1.973.010	30.193.671	42.267.365
	900190	Optical Elements; Lenses N.e.c. In Heading No. 9001, Prisms, Mirrors And Ot	509	62	61.292	9.528
	900211	Lenses; Objective, For Cameras, Projectors Or Photographic Enlargers Or Re	15.824	14.691	4.529.255	4.666.539
	900219	Lenses; Objective, (other Than For Cameras, Projectors Or Photographic Enl	3	1	2.860	2
	900220	Filters; Mounted As Parts Or Fittings For Instruments Or Apparatus, Of Any	172.917	37.844	65.930	232.731
	900290	Optical Elements; N.e.c. In Heading No. 9002 (e.g. Prisms And Mirrors), Mou	120.189	125.267	36.032.262	40.912.326
	900319	Frames And Mountings; For Spectacles, Goggles Or The Like, Of Materials Ot	13	2	1.258	257
	900390	Frames And Mountings; Parts For Spectacles, Goggles Or The Like	15	29	3.739	577
	900410	Sunglasses; Corrective, Protective Or Other	72	260	426	11.128
	900490	Spectacles, Goggles And The Like; (other Than Sunglasses) Corrective, Prote	23.161	90	45.550	874
	900510	Binoculars		6		105
	900580	Monoculars; Other Optical Telescopes And Astronomical Instruments, Exclu	41	2	65	30
	900590	Binoculars, Monoculars, Other Optical Telescopes, Astronomical Instrument	8		179	
	900640	Cameras, Photographic (excluding Cinematographic); Instant Print Cameras	23.468	4.527	2.013.277	538.043
	900653	Cameras, Photographic (excluding Cinematographic); Of A Kind (not Slr) For Roll Film Of A Wi		12		63.646
	900659	Cameras, Photographic (excluding Cinematographic); N.e.c. In Heading No 9006		1.147		48.710
	900669	Photographic Flashlight Apparatus; N.e.c. In Heading No. 9006	24		5.040	
	900691	Cameras, Photographic (excluding Cinematographic); Parts And Accessories	892	702	92.554	74.966
	900699	Photographic Flashlight Apparatus; Parts And Accessories, For Other Than C	24	11	450	956
	900710	Cameras, Cinematographic; Whether Or Not Incorporating Sound Recording	18	30	24.982	709
	900720	Projectors, Cinematographic; Whether Or Not Incorporating Sound Recording Or Reproducing		31		4.962
	900791	Cameras, Cinematographic; Parts And Accessories, Whether Or Not Incorporating Sound Rec		6		313
	900792	Projectors, Cinematographic; Parts And Accessories, Whether Or Not Incorp	225	670	888	5.624
	900890	Photographic (other Than Cinematographic) Image Projectors, Enlargers, An	9	43	1.423	3.038
	901060	Photographic Laboratory Apparatus And Equipment (including Cinematogra	70		35.643	
	901090	Photographic Laboratory Apparatus And Equipment (including Cinematogra	134.021	10.883	1.083.354	81.679
	901110	Microscopes, Compound Optical; Stereoscopic Microscopes		100		42.617
	901120	Microscopes, Compound Optical; For Photomicrography, Cinephotomicrography Or Micropro		95		12.833
	901180	Microscopes, Compound Optical; (other Than Stereoscopic And Microscope	1.176	5	11.571	1.282
	901210	Microscopes (excluding Optical Microscopes); Diffraction Apparatus	31	10	6.636	1.390
	901310	Optical Appliances And Instruments; Telescopic Sights For Fitting To Arms; Periscopes; Telesc		35		19.361
	901320	Lasers; Other Than Laser Diodes		349		12.726
	901380	Optical Devices, Appliances And Instruments; N.e.c. In Heading No. 9013 (in	274	639	36.374	18.338
	901390	Optical Appliances And Instruments; Parts And Accessories For Articles Of Heading No. 9013		5		5.058
	901420	Navigational Instruments And Appliances; For Aeronautical Or Space Naviga	6		13.905	
	901480	Navigational Instruments And Appliances; For Navigation Other Than Aeron	2		20	
	901510	Rangefinders	13		215	
	901530	Surveying Equipment; Levels	35.168	93.000	2.010.144	4.436.756
	901540	Surveying Equipment; Photogrammetrical Surveying Instruments And Appliances		16		5.000
	901580	Surveying Equipment; Articles N.e.c. In Heading No. 9015, Including Hydrogr	851	461	40.569	71.744
	901590	Surveying Equipment; Parts And Accessories For Articles Of Heading No. 901	420	3.433	149.265	527.352
	901600	Balances; Of A Sensitivity Of 5cg Or Better, With Or Without Weights	13		421	
	901710	Drafting Tables And Machines; Whether Or Not Automatic	14	3	6.808	334
	901720	Drawing, Marking-out Or Mathematical Calculating Instruments	5	1	354	252
	901730	Mathematical Equipment; Micrometers, Callipers And Gauges	950	3.957	74.714	46.523
	901780	Mathematical Instruments And Equipment; N.e.c. In Heading No. 9017	336	12	8.916	1.388
	901790	Drawing, Marking-out Equipment And Mathematical Instruments; Parts And	70	219	4.113	1.169
	901812	Medical, Surgical Instruments And Appliances; Ultrasonic Scanning Apparatus		268		396.985
	901813	Medical, Surgical Instruments And Appliances; Magnetic Resonance Imaging Apparatus		1.680		12.864
	901819	Medical, Surgical Instruments And Appliances; Electro-diagnostic Apparatus	172.711	176.845	4.573.312	5.121.996
	901831	Medical, Surgical Instruments And Appliances; Syringes, With Or Without Ne	4.176.804	4.280.728	21.327.921	23.769.035
	901832	Medical, Surgical Instruments And Appliances; Tubular Metal Needles And Needles For Suture		34		3.628
	901839	Medical, Surgical Instruments And Appliances; Catheters, Cannulae And The	35.413	29.760	678.946	708.637
	901849	Dental Instruments And Appliances; Other Than Dental Drill Engines	22	1	1.354	3
	901850	Ophthalmic Instruments And Appliances	91	122	1.062	1.266

https://jabar.bps.go.id

Tabel 2. Ekspor Provinsi Asal Barang Dirinci Menurut Kode HS6 Digit, 2020—2021

Provinsi Asal	Kode HS 6	Deskripsi HS 6 Digit	Berat Bersih (Kg)		Nilai FOB (US$)	
			2020	2021	2020	2021
(1)	(2)	(3)	(4)	(5)	(6)	(7)
Jawa Barat						
	901890	Medical, Surgical Or Dental Instruments And Appliances; N.e.c. In Heading N	3.972.186	4.977.817	35.253.984	43.408.449
	901910	Mechano-therapy Appliances; Massage Apparatus And Psychological Aptitu	23	671	10.759	7.834
	901920	Therapeutic Respiration Apparatus; Ozone, Oxygen, Aerosol Therapy Appara	361.959	349.188	11.913.681	15.604.375
	902000	Breathing Appliances And Gas Masks; Excluding Protective Masks Having Ne	15.897	6.023	205.795	435.905
	902110	Orthopaedic Or Fracture Appliances	8	175	66	1.845
	902129	Dental Fittings; Other Than Artificial Teeth		9		334
	902219	Apparatus Based On The Use Of X-rays, Including Radiography Or Radiothera	31	130	50	4.315
	902221	Apparatus Based On The Use Of Alpha, Beta Or Gamma Radiations, Includin	1		41	
	902230	X-ray Tubes	2		12.600	
	902290	Apparatus Based On Use Of X-rays And Similar; Parts And Accessories (x-ray	3	59	113	22.355
	902300	Instruments, Apparatus And Models; Designed For Demonstrational Purpose	24.105	14.546	516.297	381.748
	902410	Machines And Appliances; For Testing The Hardness, Strength, Compressibil	656		22.373	
	902480	Machines And Appliances; For Testing The Hardness, Strength, Compressibil	9.541	261	364.091	34.313
	902490	Machines And Appliances; Parts And Accessories For Those Testing Hardnes	2	56	5	4.385
	902511	Thermometers And Pyrometers; Liquid Filled, For Direct Reading, Not Comb	12	2	1.298	281
	902519	Thermometers And Pyrometers; (other Than Liquid Filled, For Direct Readin	30.351	26.109	1.378.907	1.350.585
	902580	Hydrometers And Similar Floating Instruments, Barometers, Hygrometers, P	216	11	2.941	25
	902590	Hydrometers And Similar Floating Instruments, Barometers, Hygrometers, P	173	7	528	882
	902610	Instruments And Apparatus; For Measuring Or Checking The Flow Or Level C	15.522	7.986	574.678	241.440
	902620	Instruments And Apparatus; For Measuring Or Checking Pressure	56.770	63.489	1.802.491	2.242.642
	902680	Instruments And Apparatus; For Measuring Or Checking Variables Of Liquids	1.377	354	67.482	34.275
	902690	Instruments And Apparatus; Parts And Accessories For Those Measuring Or	54.148	63.746	1.609.503	2.322.002
	902710	Instruments And Apparatus; Gas Or Smoke Analysis Apparatus, For Physical	1.464	357	155.764	7.183
	902720	Chromatographs And Electrophoresis Instruments	7	32	4.900	30.422
	902730	Spectrometers, Spectrophotometers And Spectrographs; Using Optical Radia	12	53	365	43.494
	902750	Instruments And Apparatus; Using Optical Radiations (uv, Visible, Ir), (other	222	825	81.581	75.393
	902790	Microtomes And Parts And Accessories Thereof	405.183	423.627	5.583.402	5.794.580
	902810	Meters; Gas, Supply Or Production Meters, Including Calibrating Meters The	87.192	15.438	1.997.193	294.020
	902820	Meters; Liquid Supply Or Production Meters, Including Calibrating Meters Th	995.497	1.307.544	14.679.246	20.160.562
	902830	Meters; Electricity Supply Or Production Meters, Including Calibrating Meter	289.952	523.997	12.304.427	19.978.836
	902890	Meters; Parts And Accessories Of Gas, Liquid, Electricity Supply Or Productio	52.721	73.646	1.203.603	2.538.833
	902910	Meters And Counters; Revolution Counters, Production Counters, Taximeter	17.689	26.645	1.854.742	2.649.272
	902920	Meters; Speed Indicators And Tachometers; Stroboscopes	147.078	193.679	4.724.684	7.420.431
	902990	Meters And Counters; Parts And Accessories For Revolution And Production	55.726	35.249	1.299.967	818.630
	903010	Instruments And Apparatus; For Measuring Or Detecting Ionising Radiations	67	4.081	604	65.358
	903020	Oscilloscopes And Oscillographs	1	2	199	280
	903031	Multimeters; For Measuring Or Checking Voltage, Current, Resistance Or Po	14	25	2.125	3.132
	903032	Multimeters; For Measuring Or Checking Voltage, Current, Resistance Or Power, With A Reco		8.825		33.723
	903033	Instruments And Apparatus; For Measuring Or Checking Voltage, Current, Re	11.033	277	42.607	18.604
	903039	Instruments And Apparatus; For Measuring Or Checking Voltage, Current, Re	28	39	700	1.470
	903040	Instruments And Apparatus; Specially Designed For Telecommunications (e.g	87	10.682	3.344	60.322
	903084	Instruments And Apparatus; N.e.c. In Heading No. 9030, With A Recording D	5	1.621	232	34.137
	903089	Instruments And Apparatus; N.e.c. In Heading No. 9030, Without A Recordir	57	3.097	58.906	213.996
	903090	Instruments, Apparatus For Measuring, Checking Electrical Quantities, Not N	10.579	13.787	1.144.353	1.391.207
	903110	Machines; For Balancing Mechanical Parts	1.603	11.563	82.232	142.849
	903120	Test Benches	4.138	3.800	358.528	141.838
	903141	Optical Instruments And Appliances; For Inspecting Semiconductor Wafers C	342		12.488	
	903149	Optical Instruments And Appliances; For Measuring Or Checking, N.e.c. In Ch	818	2.992	50.039	295.797
	903180	Instruments, Appliances And Machines; For Measuring Or Checking N.e.c. In	453.849	619.486	14.852.561	19.171.602
	903190	Instruments, Appliances And Machines; Parts And Accessories For Those Me	12.122	12.325	394.780	604.475
	903210	Regulating Or Controlling Instruments And Apparatus; Automatic Type, Ther	184.083	206.304	6.723.526	8.656.011
	903220	Regulating Or Controlling Instruments And Apparatus; Automatic, Manostat	1.505	1	46.041	37
	903281	Regulating Or Controlling Instruments And Apparatus; Automatic, Hydraulic	2.273	18	9.194	379
	903289	Regulating Or Controlling Instruments And Apparatus; Automatic, Other Tha	330.583	398.570	24.237.693	28.655.246
	903290	Regulating Or Controlling Instruments And Apparatus; Automatic, Parts And	101.094	144.914	2.139.295	3.983.502
	903300	Machines And Appliances, Instruments Or Apparatus Of Chapter 90; Parts A	744	3.335	247.471	68.789
	910111	Wrist-watches; Electrically Operated, With Or Without A Stop-watch, With C	214	161	14.547	1.933
	910119	Wrist-watches; Electrically Operated, With Or Without A Stop-watch, With C	9	79	521	30.917
	910121	Wrist-watches; (not Electrically Operated), Automatic Winding, Whether Or	1	39	278	72
	910129	Wrist-watches; (not Electrically Operated), (not Automatic Winding), Wheth	4	102	50	15.000

https://www.bpsbogo.id

Tabel 2. Ekspor Provinsi Asal Barang Dirinci Menurut Kode HS6 Digit, 2020—2021

Provinsi Asal	Kode HS 6	Deskripsi HS 6 Digit	Berat Bersih (Kg)		Nilai FOB (US$)	
			2020	2021	2020	2021
(1)	(2)	(3)	(4)	(5)	(6)	(7)
Jawa Barat						
	910199	Pocket-watches And Other Watches, Including Stop-watches; (excluding Wri	286	357	95.886	152.488
	910211	Wrist-watches; Electrically Operated, With Or Without A Stop-watch, (other Than Those Of He		65		710
	910212	Wrist-watches; Electrically Operated, With Or Without A Stop-watch, (other Than Those Of He		661		62.256
	910221	Wrist-watches; Whether Or Not Incorporating A Stop-watch Facility, With Au	18	6	1.184	2.199
	910229	Wrist-watches; Whether Or Not Incorporating A Stop-watch Facility, With Ot	2	95	236	2.433
	910291	Pocket Watches And Other Watches, Including Stop-watches; (excluding Wr	0		222	
	910299	Pocket Watches And Other Watches, Including Stop-watches; (excluding Wr	23	31	18.987	17.898
	910390	Clocks; With Watch Movements, Other Than Electrically Operated, Excluding Clocks Of Headir		1		25
	910400	Clocks; Instrument Panel Clocks And Clocks Of A Similar Type For Vehicles, A	1		22	
	910511	Clocks; (excluding Those With Watch Movements And Instrument Panel Clocks), Alarm Clocks		145		1.588
	910519	Clocks; (excluding Those With Watch Movements And Instrument Panel Cloc	3	68	21	47
	910521	Clocks; (excluding Those With Watch Movements And Instrument Panel Cloc	2	1	42	35
	910529	Clocks; (excluding Those With Watch Movements And Instrument Panel Clocks), Wall Clocks,		1		15
	910599	Clocks; (excluding Those With Watch Movements And Instrument Panel Clocks), Other Than A		20		121
	910610	Time Recording Apparatus; Time-registers, Time Recorders, With Clock, Wat	152.534	190.160	10.890.030	13.508.301
	910690	Time Recording Apparatus; With Clock Or Watch Movement Or With Synchr	24.798	12.739	1.272.150	704.752
	910700	Time Switches; With Clock, Watch Movement Or Synchronous Motor	7	10.215	326	458.573
	910890	Watch Movements; Complete And Assembled, Not Automatic Winding Or Electrically Operate		600		24.991
	911011	Watches; Complete Movements, Unassembled Or Partly Assembled (movement Sets)		1		930
	911090	Clocks; Movements, Whether Or Not Complete, Incomplete, Assembled Or U	1	8	212	104.582
	911190	Watch Cases And Parts Thereof	1		79	
	911390	Watch Straps, Watch Bands, Watch Bracelets, And Parts Thereof; N.e.c. In H	5	21	554	595
	911490	Clock Or Watch Parts; Other Than Springs (including Hairsprings), Dials, Plate	1	3	116	730
	920110	Musical Instruments; Pianos, Upright, Including Automatic Pianos	4.476.390	5.762.269	35.451.167	46.669.243
	920120	Musical Instruments; Pianos, Grand	667.466	919.043	10.492.060	15.190.576
	920190	Musical Instruments; Harpsichords And Other Keyboard Stringed Instruments N.e.c. In Headir		121		175
	920210	Musical Instruments; String, Played With A Bow (e.g. Violins)		939		255.546
	920290	Musical Instruments; String, Played Other Than With A Bow (e.g. Guitars An	1.067.709	1.515.252	30.702.098	48.067.899
	920590	Musical Instruments; Wind, Other Than Brass, (eg. Clarinet, Bagpipes, Pipe C	3		51	
	920600	Musical Instruments; Percussion (e.g. Drums, Xylophones, Cymbals, Castane	6.706	3.318	37.011	13.428
	920710	Musical Instruments; Keyboard, (other Than Accordions), The Sound Of Whi	17.980.942	22.688.055	150.276.485	195.732.986
	920790	Musical Instruments; (other Than Keyboard), The Sound Of Which Is Produc	1.210.536	1.666.142	26.075.604	40.946.834
	920810	Musical Boxes		23		788
	920890	Fairground And Mechanical Street Organs, Mechanical Singing Birds, Musica	1.569	226	9.222	2.274
	920930	Musical Instrument Strings	100	282	5.319	15.252
	920991	Musical Instruments; Parts And Accessories For Pianos	1.396.087	1.763.213	9.911.176	12.727.963
	920992	Musical Instruments; Parts And Accessories For String Musical Instruments C	3.205	3.051	128.340	57.620
	920994	Musical Instruments; Parts And Accessories For The Musical Instruments Th	1.034.869	1.504.048	10.900.263	16.226.074
	920999	Musical Instruments; Parts And Accessories For Musical Instruments N.e.c. I	387.923	446.651	3.271.597	4.190.831
	930190	Military Weapons; Other Than Revolvers, Pistols, And Arms Of Heading 9307	45	128	34.451	32.090
	930200	Revolvers And Pistols; Other Than Those Of Heading No. 9303 Or 9304	5		2.171	
	930390	Firearms; N.e.c. In Heading No. 9303	23		1.049	
	930400	Firearms; (e.g. Spring, Air Or Gas Guns And Pistols, Truncheons), Excluding T	1	20	30	123
	930690	Ammunition; N.e.c. In Chapter 93	5	301	219	36.600
	930700	Arms; Swords, Cutlasses, Bayonets, Lances And The Like, Parts Thereof And	224	11	2.389	108
	940110	Seats; Of A Kind Used For Aircraft	7.234		36.841	
	940120	Seats; Of A Kind Used For Motor Vehicles	630.065	443.402	6.746.184	4.177.761
	940152	Seats; Of Bamboo	5.852	2.689	27.413	24.769
	940153	Seats; Of Rattan	8.131.043	8.483.278	44.274.377	51.582.653
	940159	Seats; Of Cane, Osier Or Similar Materials, Other Than Bamboo Or Rattan	218.719	209.118	1.864.509	1.535.267
	940161	Seats; With Wooden Frames, Upholstered, (excluding Medical, Surgical, Den	1.355.921	2.023.246	7.586.089	11.414.753
	940169	Seats; With Wooden Frames, Not Upholstered, (excluding Medical, Surgical,	10.034.117	12.029.026	58.807.387	80.144.847
	940171	Seats; With Metal Frames, Upholstered, (excluding Medical, Surgical, Dental	108.206	325.451	1.093.673	3.862.728
	940179	Seats; With Metal Frames, Not Upholstered, (excluding Medical, Surgical, De	2.796.998	3.482.674	20.996.442	28.189.964
	940180	Seats; N.e.c. In Heading No. 9401, (excluding Medical, Surgical, Dental, Vete	474.980	1.144.946	5.519.186	12.106.586
	940290	Furniture; For Medical, Surgical, Veterinary Use (e.g. Operating Tables, Exam	1.529.804	1.815.864	12.623.790	14.084.432
	940310	Furniture; Metal, For Office Use	375.083	512.078	1.467.162	2.052.707
	940320	Furniture; Metal, Other Than For Office Use	347.368	407.255	2.732.252	3.207.564
	940330	Furniture; Wooden, For Office Use	824.553	1.030.714	2.034.990	2.331.359
	940340	Furniture; Wooden, For Kitchen Use	7.119.883	7.354.736	11.568.923	11.876.264

https://jabar.bps.go.id

Tabel 2. Ekspor Provinsi Asal Barang Dirinci Menurut Kode HS6 Digit, 2020—2021

Provinsi Asal	Kode HS 6	Deskripsi HS 6 Digit	Berat Bersih (Kg)		Nilai FOB (US$)	
			2020	2021	2020	2021
(1)	(2)	(3)	(4)	(5)	(6)	(7)
Jawa Barat						
	940350	Furniture; Wooden, For Bedroom Use	2.312.128	2.324.698	5.722.904	8.169.821
	940360	Furniture; Wooden, Other Than For Office, Kitchen Or Bedroom Use	10.360.963	11.322.072	36.102.785	43.209.211
	940370	Furniture; Plastic	832.391	1.043.727	8.632.373	11.575.105
	940382	Furniture; Of Bamboo	48.873	117.225	209.933	503.425
	940383	Furniture; Of Rattan	3.003.550	4.275.911	17.405.646	30.409.010
	940389	Furniture; Of Cane, Osier, Or Similar Materials (other Than Bamboo Or Ratta	614.654	1.047.902	7.040.529	11.817.916
	940410	Mattress Supports	525.800	172.591	2.017.317	1.330.651
	940421	Mattresses; Of Cellular Rubber Or Plastics, Whether Or Not Covered	33.010.271	52.664.247	114.048.568	221.658.902
	940429	Mattresses; Of Other Materials, Not Cellular Rubber Or Plastics	44.189.952	35.369.369	119.915.545	110.669.907
	940430	Sleeping Bags	20.978	12.757	490.165	315.627
	940490	Bedding And Similar Furnishing Articles; N.e.c. In Heading No. 9404 (e.g. Qui	1.657.435	1.972.442	15.440.225	19.499.585
	940550	Lamps And Light Fittings; Non-electric	3.459	4.757	54.259	63.623
	940591	Lamps And Light Fittings; Parts Thereof, Of Glass	157		1.079	
	940592	Lamps And Light Fittings; Parts Thereof, Of Plastics	2.541	117	31.242	4.400
	940599	Lamps And Light Fittings; Parts Thereof, Of Materials Other Than Glass Or Pl	50.416	120.628	699.342	1.636.399
	940610	Buildings; Prefabricated, Of Wood		32.611		30.296
	940690	Buildings; Prefabricated, Not Of Wood	11.002	18.207	61.110	51.463
	950300	Tricycles, Scooters, Pedal Cars And Similar Wheeled Toys; Dolls' Carriages; D	26.455.677	33.395.144	284.617.975	377.009.585
	950420	Billiard Articles And Accessories Of All Kinds		5		41
	950430	Games; Operated By Coins, Banknotes, Bank Cards, Tokens Or By Other Mea	1	1.091	22	946
	950440	Games; Playing Cards	258	128	4.897	3.815
	950450	Games; Video Game Consoles And Machines, Other Than Those Of Subhead	768	21	66.986	528
	950490	Games; Articles For Funfair, Table Or Parlour Games, Including Pintables, Sp	80	95.281	2.391	63.747
	950510	Christmas Festivity Articles	1.242.436	725.438	3.956.856	2.156.113
	950590	Festive, Carnival Or Other Entertainment Articles Including Novelty Jokes An	1.006.086	457.945	4.879.172	2.120.392
	950619	Snow-ski Equipment	72	307	3.031	10.059
	950629	Water Sport Equipment; Water-skis, Surf-boards And Other Water-sport Equ	166	1.141	10.224	19.437
	950631	Golf Clubs; Complete	18	160	10	4.313
	950632	Golf Balls	3.187.247	3.849.665	22.074.924	29.057.872
	950639	Golf Equipment; Other Than Clubs And Balls	8.101	21.077	203.007	549.401
	950640	Table-tennis Articles And Equipment	6	46	200	3.002
	950651	Lawn-tennis Racquets; Whether Or Not Strung	3		67	
	950659	Tennis, Badminton And Similar Racquets; Whether Or Not Strung	3	160	34	1.120
	950661	Lawn-tennis Balls	91.948	147.877	878.483	1.285.767
	950662	Balls; Inflatable	69.328	79.477	1.789.940	1.783.648
	950669	Balls; (other Than Inflatable Or For Lawn-tennis, Golf Or Table-tennis)	414	656	18.920	22.381
	950691	Athletics And Gymnastics Equipment	18.991	22.176	40.421	52.519
	950699	Equipment For Outdoor Games And Recreation N.e.c. In Heading No. 9506	31.293	613	25.481	55.340
	950710	Fishing Rods	5	95	40	617
	950720	Fish-hooks; Whether Or Not Snelled	110.867	216.025	5.888.722	12.976.612
	950730	Fishing Reels		28		1.642
	950790	Fishing Tackle N.e.c., Butterfly Nets, Decoy Birds (other Than Those Of Head	64.310	92.348	2.280.674	2.998.982
	960190	Bone, Tortoise Shell, Horn, Antlers, Coral, Mother-of-pearl And Other Anima	475	1.371	9.416	34.136
	960200	Vegetable, Mineral Carving Material And Articles Of These Materials, Mould	726.141	684.219	16.735.388	17.440.121
	960310	Brooms And Brushes; Consisting Of Twigs Or Other Vegetable Materials Bou	602.414	531.530	2.474.784	2.060.794
	960321	Brushes; Toothbrushes	4.949	8.701	105.794	44.013
	960329	Brushes; Shaving, Hair, Nail, Eyelash And Other Toilet Brushes For Use On Th	300	484	1.873	3.641
	960330	Brushes; Artists' Brushes, Writing Brushes And Similar Brushes For The Appli	1.285	213	10.386	1.179
	960340	Brushes; Paint, Distemper, Varnish Or Similar Brushes (not Those Of Item No	115.839	140.799	1.780.426	2.021.407
	960350	Brushes; Constituting Parts Of Machines, Appliances Or Vehicles	2	5	167	286
	960390	Brooms, Brushes, Mops, Feather Dusters, Squeegees, Hand Operated Mecha	180.770	168.567	1.154.986	1.072.904
	960500	Travel Sets; For Personal Toilet, Sewing, Shoe Or Clothes Cleaning	24	431	275	652
	960610	Press-fasteners, Snap-fasteners, Press-studs And Parts Therefor	236.081	11.503	3.494.858	180.157
	960621	Buttons; Of Plastics, Not Covered With Textile Material	200	2.679	7.998	50.661
	960622	Buttons; Of Base Metal, Not Covered With Textile Material	616	25	40.042	1.426
	960629	Buttons; Of Other Than Base Metal Or Plastics, Not Covered With Textile Ma	79.995	94.705	499.158	690.316
	960630	Button Moulds And Other Parts Of Buttons; Button Blanks	21.723	14.879	622.523	440.603
	960711	Slide Fasteners; Fitted With Chain Scoops Of Base Metal	905.730	755.013	1.704.906	1.441.764
	960719	Slide Fasteners; Other Than Those Fitted With Chain Scoops Of Base Metal	163.640	259.068	2.393.781	3.205.325
	960720	Slide Fasteners; Parts	10.402.474	15.433.146	68.470.098	103.952.076

https://www.bps.go.id

Tabel 2. Ekspor Provinsi Asal Barang Dirinci Menurut Kode HS6 Digit, 2020—2021

Provinsi Asal	Kode HS 6	Deskripsi HS 6 Digit	Berat Bersih (Kg)		Nilai FOB (US$)	
			2020	2021	2020	2021
(1)	(2)	(3)	(4)	(5)	(6)	(7)
Jawa Barat						
	960810	Pens; Ball Point	278.893	314.253	6.476.618	7.492.461
	960820	Pens; Felt Tipped And Other Porous-tipped Pens And Markers	48.252	52.390	1.139.933	1.358.182
	960830	Pens; Fountain, Stylograph And Other Pens	70	3	1.643	0
	960840	Pencils; Propelling Or Sliding	604	990	32.702	51.995
	960860	Pens; Ball-point, Refills Comprising The Ball Point And Ink-reservoir	2.223	7.046	69.824	302.105
	960891	Pens; Nibs And Nib Points		0		1
	960899	Pens And Pencils; Duplicating Stylos, Pen-holders, Pencil-holders, And Simila	401	374	11.129	10.927
	960910	Pencils And Crayons; With Leads Encased In Rigid Sheath	3.660.562	3.115.365	32.778.315	29.356.311
	960920	Pencil Leads; Black Or Coloured	163.332	229.828	965.284	1.473.895
	960990	Pastels, Drawing Charcoals, Writing Or Drawing Chalks, Tailors' Chalk	4.238.591	7.919.963	6.858.000	13.421.093
	961100	Stamps; Date, Numbering, Sealing Stamps And The Like (including Devices F	3	2	58	8.046
	961210	Ribbons; For Typewriters And The Like, Inked Or Otherwise Prepared, For Gi	962.535	1.026.836	15.084.473	21.430.979
	961310	Lighters; Pocket, Cigarette, Gas Fuelled, Non-refillable	1	6.400	25	37.280
	961380	Lighters; Whether Or Not Mechanical Or Electrical, N.e.c. In Heading No. 96	803.213	716.280	4.150.666	3.728.401
	961511	Combs, Hair Slides And The Like; Of Hard Rubber Or Plastics	3.302	8.185	22.031	50.482
	961519	Combs, Hair Slides And The Like; Of Other Than Hard Rubber Or Plastics	3	1.292	34	36.654
	961590	Hairpins, Curling Pins, Curling Grips, Hair Curlers And The Like (not Those Of	1	1	21	390
	961610	Scent Sprays And Similar Toilet Sprays, And Mounts And Heads Therefor	223.557	202.892	2.167.447	1.490.326
	961620	Powder Puffs And Pads; For The Application Of Cosmetics Or Toilet Preparations		5.593		184.943
	961700	Vacuum Flasks And Other Vacuum Vessels, Complete With Cases; Parts Ther	90.741	30.113	195.274	87.177
	961800	Tailors' Dummies And Other Lay Figures; Automata And Other Animated Dis	1.648	289	29.687	2.580
	961900	Sanitary Towels (pads) And Tampons, Napkins And Napkin Liners For Babies	18.616.770	21.721.763	45.685.589	56.999.821
	962000	Monopods, Bipods, Tripods And Similar Articles	59.095	19.533	923.136	554.186
	970400	Stamps, Postage Or Revenue; Stamp-postmarks, First-day Covers, Postal Stationery (stamped		2		5.539
	999910	Postal packages n.c.a.k	226.794	179.954	10.105.985	2.923.050
	030510	Fish; Flours, Meals And Pellets, Fit For Human Consumption	1.329.500	1.537.016	1.394.839	1.579.589
	040310	Dairy Produce; Yoghurt, Whether Or Not Concentrated Or Containing Addec	3.165.335	4.072.493	2.984.789	4.346.424
	041000	Animal Products; Edible, N.e.c. In This Or Other Chapters	40.743	32.583	68.013.568	52.053.288
	080290	Nuts, Edible; N.e.c. In Heading No. 0801 And 0802, Fresh Or Dried, Whether	58.122	339.470	219.060	720.075
	150910	Vegetable Oils; Olive Oil And Its Fractions, Virgin, Whether Or Not Refined, E	195		780	
	151000	Vegetable Oils; Oils And Their Fractions N.e.c. In Chapter 15, Obtained Solely	4		0	
	284440	Radioactive Elements, Isotopes, Compounds, N.e.c. In Heading No. 2844 Allo	18	2	10.282	380
	290339	Fluorinated, Brominated Or Iodinated Derivatives Of Acyclic Hydrocarbons; (	908	545	19.976	11.986
	293139	Organo-inorganic Compounds; Other Organo-phosphorus Derivatives, N.e.c.	59.858	40.000	102.428	76.800
	300220	Vaccines; For Human Medicine	216.942	280.836	61.004.435	90.607.066
	300230	Vaccines; For Veterinary Medicine	600.082	604.814	15.113.473	16.726.435
	340211	Organic Surface-active Agents; Anionic (other Than Soap), Whether Or Not F	30.680.515	30.146.853	40.865.201	50.327.888
	340212	Organic Surface-active Agents; Cationic (other Than Soap), Whether Or Not	62.308	151.628	112.147	285.511
	340213	Organic Surface-active Agents; Non-ionic (other Than Soap), Whether Or No	841.624	620.147	1.644.358	1.623.211
	340219	Organic Surface-active Agents; Whether Or Not Put Up For Retail Sale, N.e.c	7.629.910	5.680.229	7.189.895	6.726.975
	340220	Washing And Cleaning Preparations; Surface-active, Whether Or Not Contai	20.564.566	27.228.253	17.934.676	27.100.965
	360300	Fuses And Detonators; Safety Or Detonating Fuses, Percussion Or Detonating Caps, Igniters, E		112		38.200
	300620	Pharmaceutical Goods; Blood-grouping Reagents	27		14	
	382200	Reagents; Diagnostic Or Laboratory Reagents On A Backing And Prepared Di	20.050	17.190	72.573	1.870.055
	382471	Mixtures Containing Halogenated Derivatives Of Methane, Ethane Or Propa	150	405	1.005	5.863
	382474	Mixtures Containing Halogenated Derivatives Of Methane, Ethane Or Propane; Containing Hy		0		1
	382479	Mixtures Containing Halogenated Derivatives Of Methane, Ethane Or Propa	9.910	1.187	48.660	18.667
	390720	Polyethers; In Primary Forms, Excluding Polyacetals	131.612	469.140	342.338	949.166
	440140	Wood; For Fuel, Sawdust And Wood Waste And Scrap, Not Agglomerated		187.793		17.747
	441294	Blockboard, Laminboard And Battenboard (not Bamboo, And Other Than Ply	28.903.580	23.449.772	23.740.637	20.256.036
	441400	Wooden Frames; For Paintings, Photographs, Mirrors Or Similar Objects	1.582.304	1.505.588	6.251.406	5.683.504
	441810	Wood; Windows, French-windows And Their Frames	4.880	171	18.721	416
	441820	Wood; Doors And Their Frames And Thresholds	16.997.105	24.808.633	46.663.259	64.318.283
	442010	Wood; Statuettes And Other Ornaments Of Wood	404.173	408.593	1.834.139	1.855.324
	490591	Maps And Hydrographic Or Similar Charts; Printed In Book Form, Including A	41	182	1.878	416
	490599	Maps And Hydrographic Or Similar Charts; (printed Other Than In Book Form), Including Wall		1.545		8.806
	550110	Fibres; Synthetic Filament Tow, Of Nylon Or Other Polyamides		23.744		53.053
	570320	Carpets And Other Textile Floor Coverings; Tufted, Of Nylon Or Other Polyar	423.724	257.672	2.597.683	1.549.423
	570330	Carpets And Other Textile Floor Coverings; Tufted, Of Man-made Textile Ma	1.425.739	2.158.720	6.327.240	8.331.467
	580211	Fabrics; Terry Towelling And Similar Woven Terry Fabrics, Of Cotton, Unbleached, Excluding N		4		12

https://www.bps.go.id

Tabel 2. Ekspor Provinsi Asal Barang Dirinci Menurut Kode HS6 Digit, 2020—2021

Provinsi Asal	Kode HS 6	Deskripsi HS 6 Digit	Berat Bersih (Kg)		Nilai FOB (US$)	
			2020	2021	2020	2021
(1)	(2)	(3)	(4)	(5)	(6)	(7)
Jawa Barat						
	580219	Fabrics; Terry Towelling And Similar Woven Terry Fabrics, Of Cotton, Bleach	160	75	2.059	1.040
	620111	Coats; Men's Or Boys', Overcoats, Raincoats, Car-coats, Capes, Cloaks And Si	106.904	129.538	6.234.829	7.815.741
	620191	Anoraks (including Ski-jackets), Wind-cheaters, Wind-jackets And Similar Art	2.652	538	173.815	36.740
	620112	Coats; Men's Or Boys', Overcoats, Raincoats, Car-coats, Capes, Cloaks And Si	15.544	14.271	269.232	271.548
	620192	Anoraks (including Ski-jackets), Wind-cheaters, Wind-jackets And Similar Art	92.703	116.864	1.453.993	2.292.491
	620113	Coats; Men's Or Boys', Overcoats, Raincoats, Car-coats, Capes, Cloaks And Si	1.267.990	1.132.338	29.165.470	21.528.219
	620193	Anoraks (including Ski-jackets), Wind-cheaters, Wind-jackets And Similar Art	3.607.318	3.710.660	105.927.286	125.281.197
	620119	Coats; Men's Or Boys', Overcoats, Raincoats, Car-coats, Capes, Cloaks And Si	1.168.374	1.250.929	34.580.973	40.633.328
	620211	Coats; Women's Or Girls', Overcoats, Raincoats, Car-coats, Capes, Cloaks An	44.008	59.754	3.439.067	4.870.704
	620212	Coats; Women's Or Girls', Overcoats, Raincoats, Car-coats, Capes, Cloaks An	5.872	1.407	174.742	10.817
	620292	Anoraks (including Ski-jackets), Wind-cheaters, Wind-jackets And Similar Art	3.952	12.536	121.723	294.952
	620213	Coats; Women's Or Girls', Overcoats, Raincoats, Car-coats, Capes, Cloaks An	265.163	308.649	2.471.056	3.111.458
	620293	Anoraks (including Ski-jackets), Wind-cheaters, Wind-jackets And Similar Art	3.136.578	2.413.219	59.631.157	49.798.286
	620219	Coats; Women's Or Girls', Overcoats, Raincoats, Car-coats, Capes, Cloaks An	170.266	293.178	5.982.571	9.664.998
	681510	Stone Articles And Articles Of Other Mineral Substances; Non-electrical Artic	1.336.803	1.265.938	1.100.351	1.136.855
	701931	Glass Fibres; Non-woven Products, Mats	422.027	442.304	2.024.199	2.294.688
	710420	Stones; Precious Or Semi-precious, Synthetic Or Reconstructed, (not Piezo-e	4		5	
	710490	Stones; Precious Or Semi-precious, Synthetic Or Reconstructed, (not Piezo-electric Quartz), W		4		83
	741910	Copper; Chain And Parts Thereof	74	3.788	1.498	54.029
	741991	Copper; Cast, Moulded, Stamped Or Forged, But Not Further Worked		120		414
	741999	Copper; Articles N.e.c. In Heading No. 7419	817	1.056	121.896	177.459
	841931	Dryers; For Agricultural Products, Not Used For Domestic Purposes	54.796	1.407	451.148	128.402
	846210	Machine-tools; Forging Or Die-stamping Machines (including Presses) And H	21.078	230.199	360.915	446.929
	846229	Machine-tools; Bending, Folding, Straightening Or Flattening Machines (inclu	210.327	196.294	1.072.887	990.936
	851410	Furnaces And Ovens; Electric, For Industrial Or Laboratory Use, Resistance H	300	5.735	46	10.253
	851430	Furnaces And Ovens; Electric, For Industrial Or Laboratory Use, Other Than T	2.250		9.262	
	851712	Telephones For Cellular Networks Or For Other Wireless Networks	225.798	182.508	221.609.395	94.591.080
	851770	Telephone Sets And Other Apparatus For The Transmission Or Reception Of	63.697	127.646	17.956.488	14.003.420
	852580	Television Cameras, Digital Cameras And Video Camera Recorders	403.431	379.589	80.324.819	83.405.459
	853950	Lamps; Light-emitting Diode (led) Lamps	72.808	105.391	1.065.327	1.404.405
	854140	Electrical Apparatus; Photosensitive, Including Photovoltaic Cells, Whether C	602.122	1.251.234	16.965.751	23.160.619
	854150	Electrical Apparatus; Photosensitive Semiconductor Devices N.e.c. In Headin	41.003	43.565	34.337.546	40.694.824
	854890	Electrical Parts Of Machinery Or Apparatus; N.e.c. In Chapter 85	20.819	105	16.975	12.597
	854810	Waste And Scrap Of Primary Cells, Primary Batteries And Electric Accumulat	20.807	14.859	22.620	18.891
	870120	Tractors; Road, For Semi-trailers	19		402	
	880310	Aircraft And Spacecraft; Propellers And Rotors And Parts Thereof	466	1	40.554	618
	880330	Aircraft And Spacecraft; Parts Of Aeroplanes Or Helicopters N.e.c. In Heading	70.678	69.211	30.553.854	36.935.543
	880390	Aircraft And Spacecraft; Parts Thereof N.e.c. In Chapter 88	2.121	3.199	1.010.861	687.366
	890310	Yachts And Other Vessels; For Pleasure Or Sports, Rowing Boats And Canoes	340.455	528.234	3.454.116	5.560.432
	890391	Sailboats; With Or Without Auxiliary Motor, For Pleasure Or Sports, Other Th	7		837	
	940540	Lamps And Light Fittings; Electric, N.e.c. In Heading No. 9405	1.315.937	1.362.347	22.298.119	22.832.052
	902780	Instruments And Apparatus; For Physical Or Chemical Analysis, For Measurir	318.969	308.907	44.786.080	43.074.737
	940130	Seats; Swivel With Variable Height Adjustment, Excluding Medical, Surgical,	53	330	140	1.140
	940140	Seats; Convertible Into Beds, Other Than Garden Seats Or Camping Equipme	6.050	7.462	20.360	37.424
	940190	Seat; Parts	5.207.812	6.419.039	33.444.437	40.940.558
	940390	Furniture; Parts	1.313.965	1.490.593	3.545.024	3.699.619
	940510	Chandeliers And Other Electric Ceiling Or Wall Light Fittings; Excluding Those	29.423	1.079.985	383.845	5.959.433
	940520	Lamps, Electric; Floor-standing Or For Table, Desk Or Bedside	15.832	21.611	109.767	210.922
	940530	Lighting Sets; Of A Kind Used For Christmas Trees	724.467	1.351.619	4.837.327	8.861.419
	940560	Illuminated Signs, Name Plates And The Like	10		15	
	970110	Paintings, Drawings And Pastels; Executed Entirely By Hand, Other Than Dra	1.110	906	14.905	9.412
	970190	Artwork; Collages And Similar Decorative Plaques	4.582	4.423	55.557	58.154
	970300	Sculptures And Statuary; Original, In Any Material	23.663	80.480	47.113	131.006
	701939	Glass Fibres; Webs, Mattresses, Boards And Similar Non-woven Products Ex	10	19	44	44
	701932	Glass Fibres; Non-woven Products, Thin Sheets (voiles)		11.726		41.640
	841932	Dryers; For Wood, Paper Pulp, Paper Or Paperboard, Not Used For Domestic Purposes		800		1.400
Total Jawa Barat			**8.071.098.362**	**8.716.570.139**	**26.600.282.185**	**33.881.218.636**

https://kaltim.bps.go.id

Tabel 2. Ekspor Provinsi Asal Barang Dirinci Menurut Kode HS6 Digit, 2020—2021

Provinsi Asal	Kode HS 6	Deskripsi HS 6 Digit	Berat Bersih (Kg)		Nilai FOB (US$)	
			2020	2021	2020	2021
(1)	(2)	(3)	(4)	(5)	(6)	(7)
Jawa Tengah						
	010619	Mammals; Live, Other Than Primates, Whales, Dolphins, Porpoises (mammals Of The Order C		25		2.000
	010620	Reptiles; Live (including Snakes And Turtles)	5.254		179.892	
	010639	Birds; Live, Other Than Birds Of Prey, Psittaciformes, Ostriches And Emus (dromaius Novaehol		234		2.000
	020850	Meat And Edible Meat Offal; Of Reptiles (including Snakes And Turtles), Fres	15.062	8.023	34.944	18.613
	021093	Meat And Edible Meat Offal; Salted, In Brine, Dried Or Smoked, And Edible F	5.255	12.534	21.914	370.035
	030192	Fish; Live, Eels (anguilla Spp.)		18.502		12.833
	030232	Fish; Fresh Or Chilled, Yellowfin Tunas (thunnus Albacares), Excluding Fillets,	17.606	2.739	141.105	43.849
	030234	Fish; Fresh Or Chilled, Bigeye Tunas (thunnus Obesus), Excluding Fillets, Fish	4.244		29.529	
	030239	Fish; Fresh Or Chilled, Tuna, N.e.c. In Item No. 0302.3, Excluding Fillets, Fish	4.687		40.443	
	030249	Fish; Fresh Or Chilled, N.e.c. In Item No. 0302.4, Excluding Fillets, Fish Meat	137.115	149.948	272.750	227.206
	030271	Fish; Fresh Or Chilled, Tilapias (oreochromis Spp.), Excluding Fillets, Fish Meat Of 0304, And E		20		40
	030282	Fish; Fresh Or Chilled, Rays And Skates (rajidae), Excluding Fillets, Fish Meat	35.018	25.986	41.078	29.597
	030285	Fish; Fresh Or Chilled, Seabream (sparidae), Excluding Fillets, Fish Meat Of 0	233		318	
	030289	Fish; Fresh Or Chilled, N.e.c. In Heading 0302, Excluding Fillets, Fish Meat Of	228.426	260.707	410.208	416.972
	030323	Fish; Frozen, Tilapias (oreochromis Spp.), Excluding Fillets, Fish Meat Of 030	227.964	7.870	618.190	24.995
	030324	Fish; Frozen, Catfish (pangasius Spp., Silurus Spp., Clarias Spp., Ictalurus Spp.), Excluding Fillet		2.997		3.819
	030326	Fish; Frozen, Eels (anguilla Spp.), Excluding Fillets, Fish Meat Of 0304, And E	232.781	306.588	336.278	526.438
	030333	Fish; Frozen, Sole (solea Spp.), Excluding Fillets, Fish Meat Of 0304, And Edib	16.500	15.760	25.800	27.568
	030342	Fish; Frozen, Yellowfin Tunas (thunnus Albacares), Excluding Fillets, Fish Mea	143.000	138.249	270.458	326.019
	030343	Fish; Frozen, Skipjack Or Stripe-bellied Bonito, Excluding Fillets, Fish Meat Of	295.680	175.595	412.261	274.963
	030349	Fish; Frozen, Tuna, N.e.c. In Item No. 0303.4, Excluding Fillets, Fish Meat Of	1.444		2.665	
	030353	Fish; Frozen, Sardines (sardina Pilchardus, Sardinops Spp.), Sardinella (sardin	60.735	12.320	83.695	16.661
	030354	Fish; Frozen, Mackerel (scomber Scombrus, Scomber Australasicus, Scomber	5.447		1.880	
	030355	Fish; Frozen, Jack And Horse Mackerel (trachurus Spp.), Excluding Fillets, Fis	27.000	133.998	47.250	126.492
	030356	Fish; Frozen, Cobia (rachycentron Canadum), Excluding Fillets, Fish Meat Of	29.800		10.780	
	030357	Fish; Frozen, Swordfish (xiphias Gladius), Excluding Fillets, Fish Meat Of 0304	2.467	3.377	7.243	11.972
	030359	Fish; Frozen, N.e.c. In Item No. 0303.5, Excluding Fillets, Fish Meat Of 0304,	6.070.531	1.700.908	8.500.991	2.780.294
	030381	Fish; Frozen, Dogfish And Other Sharks, Excluding Fillets, Fish Meat Of 0304, And Edible Fish C		18.273		16.446
	030382	Fish; Frozen, Rays And Skates (rajidae), Excluding Fillets, Fish Meat Of 0304,	374.545	425.385	938.975	1.071.803
	030389	Fish; Frozen, N.e.c. In Heading 0303, Excluding Fillets, Fish Meat Of 0304, An	9.276.286	9.400.947	13.972.711	16.271.038
	030391	Fish; Frozen, Livers, Roes And Milt	420	402	1.764	1.811
	030392	Fish; Frozen, Shark Fins	25.610	53.110	44.015	90.415
	030399	Fish; Frozen, Fish Fins (other Than Shark Fins), Heads, Tails, Maws And Other	2.620	31.875	4.946	37.815
	030431	Fish Fillets; Fresh Or Chilled, Tilapias (oreochromis Spp.)	30.854	21.967	234.487	166.886
	030449	Fish Fillets; Fresh Or Chilled, Other Than Fish Of Heading 0304.4	38.484	1.902	310.237	35.710
	030461	Fish Fillets; Frozen, Tilapias (oreochromis Spp.)	924.245	113.050	5.633.842	638.122
	030469	Fish Fillets; Frozen, Carp (cyprinus/carassius/ctenopharyngodon Idellus/hyp	23.331		47.749	
	030483	Fish Fillets; Frozen, Flat Fish (pleuronectidae, Bothidae, Cynoglossidae, Solei	52		322	
	030487	Fish Fillets; Frozen, Tunas (of The Genus Thunnus), Skipjack Or Stripe-bellied	196.867	219.476	721.920	1.620.728
	030488	Fish Fillets; Frozen, Dogfish, Other Sharks, Rays And Skates (rajidae)	67.050	121.750	360.413	753.388
	030489	Fish Fillets; Frozen, Of Fish N.e.c. In Heading 0304.8	841.634	756.287	3.715.035	3.973.638
	030499	Fish Meat, Excluding Fillets, Whether Or Not Minced; Frozen, N.e.c. In Item	13.167.403	9.054.331	30.066.269	19.846.420
	030520	Fish; Livers, Roes And Milt Of Fish, Dried, Smoked, Salted Or In Brine	1.060.180		1.028.721	
	030539	Fish Fillets; Dried, Salted Or In Brine, But Not Smoked, N.e.c. In Item No. 030	324.452	38.058	702.948	105.063
	030554	Dried Herrings, Anchovies, Sardines, Sardinella, Brisling Or Sprats, Mackerel	287.788	54.835	437.121	85.865
	030559	Fish; Dried, Whether Or Not Salted But Not Smoked, Other Than Edible Fish	1.152.982	785.852	3.673.297	2.553.315
	030563	Fish; Salted Or In Brine, Not Dried Or Smoked, Other Than Edible Fish Offal,	21.124	14.116	241.636	184.938
	030571	Fish; Edible Offal, Shark Fins	259	3.151	47.261	47.203
	030572	Fish; Edible Offal, Fish Heads, Tails And Maws	45	7.000	59	21.000
	030579	Fish; Edible Offal, Other Than Shark Fins, Fish Heads, Tails And Maws	7.310		6.347	
	030611	Crustaceans; Frozen, Rock Lobsters And Other Sea Crawfish (palinurus Spp.,	92.240	89.292	521.644	632.039
	030614	Crustaceans; Frozen, Crabs, In Shell Or Not, Smoked, Cooked Or Not Before	43.637	29.450	116.460	37.923
	030617	Crustaceans; Frozen, Shrimps And Prawns, Excluding Cold-water Varieties, In	2.702.276	3.758.413	22.562.794	31.973.907
	030631	Crustaceans; Live, Fresh Or Chilled, Rock Lobsters And Other Sea Crawfish (palinurus Spp., Par		76		1.901
	030633	Crustaceans; Live, Fresh Or Chilled, Crabs, Whether In Shell Or Not	2.254	605	1.510	4.233
	030636	Crustaceans; Live, Fresh Or Chilled, Shrimps And Prawns Excluding Cold-wat	7.953	16.992	13.496	30.304
	030639	Crustaceans; Live, Fresh Or Chilled, N.e.c. In Item No. 0306.3, In Shell Or Not	75.618	33.120	121.090	54.643
	030693	Crustaceans; Crabs, Smoked, Cooked Or Not, Whether In Shell Or Not, Whet	14.552	29.964	290.289	1.169.725
	030695	Crustaceans; Shrimps And Prawns, Smoked, Cooked Or Not, Whether In She	30.820	114.027	16.391	222.810
	030721	Molluscs; Scallops, Whether In Shell Or Not, Including Queen Scallops, Of Th	23.786		17.400	

Tabel 2. Ekspor Provinsi Asal Barang Dirinci Menurut Kode HS6 Digit, 2020—2021

Provinsi Asal	Kode HS 6	Deskripsi HS 6 Digit	Berat Bersih (Kg)		Nilai FOB (US$)	
			2020	2021	2020	2021
(1)	(2)	(3)	(4)	(5)	(6)	(7)
Jawa Tengah						
	030722	Molluscs; Scallops, Whether In Shell Or Not, Including Queen Scallops Of The	79.333	16.175	161.430	40.988
	030732	Molluscs; Mussels (mytilus Spp., Perna Spp.), Whether In Shell Or Not, Frozen		5.000		10.250
	030742	Molluscs; Cuttle Fish And Squid, Whether In Shell Or Not, Live, Fresh Or Chilled		7.000		36.050
	030743	Molluscs; Cuttle Fish And Squid, Whether In Shell Or Not, Includes Flours, M	4.132.959	8.166.876	14.314.303	29.308.698
	030749	Molluscs; Cuttle Fish And Squid, Whether In Shell Or Not, Includes Flours, Meals, And Pellets (		38.740		114.390
	030752	Molluscs; Octopus (octopus Spp.), Frozen	699.844	765.892	1.677.397	1.842.144
	030760	Molluscs; Snails, Other Than Sea Snails, Whether In Shell Or Not, Live, Fresh,	25.233	11.161	62.928	32.349
	030771	Molluscs; Clams, Cockles And Ark Shells (families Arcidae, Arcticidae, Cardiid	45.647		51.838	
	030772	Molluscs; Clams, Cockles, Ark Shells (arcidae, Arcticidae, Cardiidae, Donacida	621.372	357.149	736.388	522.504
	030784	Molluscs; Stromboid Conchs (strombus Spp.), Whether In Shell Or Not, Frozen		10.374		35.260
	030791	Molluscs; N.e.c. In Heading 0307, Whether In Shell Or Not, Includes Flours, Meals, And Pellets		25.500		46.494
	030792	Molluscs; N.e.c. In Heading 0307, Whether In Shell Or Not, Includes Flours, M	73.335	121.393	160.060	224.674
	030819	Aquatic Invertebrates; Sea Cucumbers (stichopus Japonicus, Holothuroidea),	43.234	22.779	606.553	385.027
	030830	Aquatic Invertebrates; Jellyfish (rhopilema Spp.), Live, Fresh, Chilled, Frozen,	180.000		249.405	
	030890	Aquatic Invertebrates; Other Than Crustaceans, Molluscs, Sea Urchins, Sea Cucumbers And Je		60		686
	040210	Dairy Produce; Milk And Cream, Concentrated Or Containing Added Sugar Or Other Sweetenir		4		15
	040299	Dairy Produce; Milk And Cream, Containing Added Sugar Or Other Sweetening Matter, Other		2.659		3.672
	040390	Dairy Produce; Buttermilk, Curdled Milk Or Cream, Kephir, Fermented Or Acidified Milk Or Cre		41.233		34.426
	040900	Honey; Natural	4	48	23	331
	050100	Animal Products; Hair, Human, Unworked, Whether Or Not Washed Or Scou	1.352	2.134	84.144	284.965
	050400	Animal Products; Guts, Bladders And Stomachs Of Animals (other Than Fish)	4.000		8.000	
	050510	Animal Products; Feathers And Down Used For Stuffing, Not Further Worked	20.143	80.635	39.274	188.485
	050800	Animal Products; Coral And Similar Materials, Shells Of Molluscs, Crustacean	3.467.486	435.603	1.303.023	278.204
	051191	Animal Products; Of Fish Or Crustaceans, Molluscs Or Other Aquatic Invertel	606.049	886.164	2.399.875	4.139.458
	060210	Plants, Live; Unrooted Cuttings And Slips	68.697	32.303	168.285	75.033
	060290	Plants, Live; N.e.c. In Heading No. 0602	12.400	26.263	8.580	60.350
	060319	Flowers, Cut; Flowers And Buds Of A Kind Suitable For Bouquets Or Ornamer	818.301	630.230	2.280.247	1.537.121
	060420	Foliage, Branches And Other Parts Of Plants, Without Flowers Or Flower Bud	168.507	267.669	1.076.314	1.346.424
	060490	Foliage, Branches And Other Parts Of Plants, Without Flowers Or Flower Bud	45.860	72.394	30.834	48.388
	070190	Vegetables; Potatoes (other Than Seed), Fresh Or Chilled	969.163	805.915	1.118.285	979.712
	070310	Vegetables, Alliaceous; Onions And Shallots, Fresh Or Chilled	2.551.861	1.714.239	5.128.224	3.053.101
	070320	Vegetables, Alliaceous; Garlic, Fresh Or Chilled	96.229		176.720	
	070490	Vegetables, Brassica; Edible, N.e.c. In Heading No. 0704, Fresh Or Chilled	145.588		48.671	
	070519	Vegetables; Lettuce (lactuca Sativa), (other Than Cabbage Lettuce), Fresh Or	64.567	159.112	28.860	85.411
	070690	Vegetables, Root; Salad Beetroot, Salsify, Celeric, Radishes And Similar Edibl	604	300	13.704	10.600
	070810	Vegetables, Leguminous; Peas (pisum Sativum), Shelled Or Unshelled, Fresh	32.170		9.641	
	070820	Vegetables, Leguminous; Beans (vigna Spp., Phaseolus Spp.), Shelled Or Unsl	73.038	154.520	34.475	95.109
	070890	Vegetables, Leguminous; (other Than Peas And Beans), Shelled Or Unshelled	5.916	6.074	6.566	3.566
	070930	Vegetables; Aubergines, (e.g. Plants), Fresh Or Chilled	352.614	75.204	709.527	137.396
	070993	Vegetables; Pumpkins, Squash And Gourds (cucurbita Spp.), Fresh Or Chilled	28.600	16.245	14.396	8.940
	070999	Vegetables; Edible, N.e.c. In Chapter 07, Fresh Or Chilled	146.927	197.190	112.664	249.154
	071010	Vegetables; Potatoes, Uncooked Or Cooked By Steaming Or Boiling In Water	195.130	128.010	231.338	159.962
	071022	Vegetables, Leguminous; Beans (vigna Spp., Phaseolus Spp.), Shelled Or Unsl	18.500	11.270	41.802	27.974
	071029	Vegetables, Leguminous; (other Than Peas Or Beans), Shelled Or Unshelled,	522.396	894.333	945.465	1.529.503
	071080	Vegetables; Uncooked Or Cooked By Steaming Or Boiling In Water, N.e.c. In	836.585	924.395	1.915.367	2.073.405
	071190	Vegetables And Mixed Vegetables; N.e.c. In Heading No. 0711, Provisionally	239.595	45.080	186.081	42.496
	071231	Vegetables; Mushrooms Of The Genus Agaricus, Whole, Cut, Sliced, Broken (	2.700		2.700	
	071232	Vegetables; Wood Ears (auricularia Spp), Whole, Cut, Sliced, Broken Or In Po	6.052		10.052	
	071290	Vegetables; Mixtures Of Vegetables N.e.c. In Heading No. 0712, Whole, Cut,	84.890	324.584	362.398	780.552
	071331	Vegetables, Leguminous; Beans Of The Species Vigna Mungo (l.) Hepper Or \	20.576.975	14.606.248	21.166.300	19.371.747
	071333	Vegetables, Leguminous; Kidney Beans, Including White Pea Beans (phaseolus Vulgaris), Shell		546		1.007
	071390	Vegetables, Leguminous; N.e.c. In Heading No. 0713, Shelled, Whether Or N	46.000	2.892	51.520	10.992
	071410	Vegetable Roots And Tubers; Manioc (cassava), With High Starch Or Inulin C	121.356	143.484	304.884	345.809
	071420	Vegetable Roots And Tubers; Sweet Potatoes, With High Starch Or Inulin Cor	1.729.131	1.926.692	1.897.729	2.054.705
	071440	Vegetable Roots And Tubers; Taro (colocasia Spp.) With High Starch Or Inulir	491.610	165.415	1.836.327	413.897
	071490	Vegetable Roots And Tubers; Arrowroot, Salep, Jerusalem Artichokes And Si	1.214.385	206.928	3.289.105	267.016
	080111	Nuts, Edible; Coconuts, Desiccated	859.436	2.249.070	869.045	2.876.658
	080112	Nuts, Edible; Coconuts, In The Inner Shell (endocarp)	30.000	731.500	6.000	218.535
	080119	Nuts, Edible; Coconuts, Fresh Or Dried, Other Than Desiccated Or In The Inn	12.214.461	713.762	9.513.704	368.447
	080121	Nuts, Edible; Brazil Nuts, Fresh Or Dried, In Shell	563	200.703	648	127.496

https://www.bps.go.id

Tabel 2. Ekspor Provinsi Asal Barang Dirinci Menurut Kode HS6 Digit, 2020—2021

Provinsi Asal	Kode HS 6	Deskripsi HS 6 Digit	Berat Bersih (Kg)		Nilai FOB (US$)	
			2020	2021	2020	2021
(1)	(2)	(3)	(4)	(5)	(6)	(7)
Jawa Tengah						
	080131	Nuts, Edible; Cashew Nuts, Fresh Or Dried, In Shell	24	2	168	1
	080132	Nuts, Edible; Cashew Nuts, Fresh Or Dried, Shelled	72.087	52.470	515.760	378.421
	080211	Nuts, Edible; Almonds, Fresh Or Dried, In Shell	1		33	
	080212	Nuts, Edible; Almonds, Fresh Or Dried, Shelled		4.080		13.533
	080280	Nuts, Edible; Areca Nuts, Fresh Or Dried, Whether Or Not Shelled Or Peeled	2.179.529	1.640.991	2.593.361	1.891.063
	080310	Fruit, Edible; Plantains, Fresh Or Dried	7.934	1	2.705	1
	080390	Fruit, Edible; Bananas, Other Than Plantains, Fresh Or Dried	5.833	23.602	49.624	45.103
	080430	Fruit, Edible; Pineapples, Fresh Or Dried	53.270	18.480	103.514	10.959
	080450	Fruit, Edible; Guavas, Mangoes And Mangosteens, Fresh Or Dried	37.677	31.012	62.548	73.821
	080711	Fruit, Edible; Watermelons, Fresh	38.800		31.107	
	080719	Fruit, Edible; Melons, Other Than Watermelons, Fresh	26.345	15.271	30.338	17.545
	081010	Fruit, Edible; Strawberries, Fresh	470		190	
	081040	Fruit, Edible; Cranberries, Bilberries And Other Fruits Of The Genus Vaccinium, Fresh		44		139
	081090	Fruit, Edible; Fruits N.e.c. In Heading No. 0801 To 0810, Fresh	153.034	98.457	223.888	201.796
	081190	Fruit, Edible; Fruit And Nuts N.e.c. In Heading No. 0811, Uncooked Or Cooke	102.400	166.048	181.368	274.456
	081330	Fruit, Edible; Apples, Dried	51		512	
	081340	Fruit, Edible; Fruit N.e.c. In Heading No. 0812, Dried	16.377	76.430	237.758	148.288
	081400	Peel; Of Citrus Fruit Or Melons (including Watermelons), Fresh, Frozen, Drie	2.250		3.562	
	090111	Coffee; Not Roasted Or Decaffeinated	8.358.846	9.875.015	14.430.528	19.497.334
	090112	Coffee; Decaffeinated, Not Roasted	1.150	750	46.165	2.000
	090121	Coffee; Roasted, Not Decaffeinated	15.023	2.812	162.090	41.988
	090190	Coffee; Husks And Skins, Coffee Substitutes Containing Coffee In Any Propor	168	70	2.307	1.300
	090210	Tea, Green; (not Fermented), In Immediate Packings Of A Content Not Excee	41.711	12.796	72.224	42.619
	090220	Tea, Green; (not Fermented), In Immediate Packings Of A Content Exceeding	285.559	66.126	520.894	108.981
	090230	Tea, Black; (fermented) And Partly Fermented Tea, In Immediate Packings O	190.647	116.417	784.357	488.100
	090240	Tea, Black; (fermented) And Partly Fermented Tea, In Immediate Packings O	1.838.436	1.566.433	3.492.331	2.772.493
	090411	Spices; Pepper (of The Genus Piper), Neither Crushed Nor Ground	410.058	271.695	1.006.698	1.269.224
	090412	Spices; Pepper (of The Genus Piper), Crushed Or Ground	3.201	41	20.107	624
	090421	Spices; Fruits Of The Genus Capsicum Or Pimenta, Dried, Neither Crushed N	25.000	11	63.343	70
	090422	Spices; Fruits Of The Genus Capsicum Or Pimenta, Crushed Or Ground	20.890	23.527	74.799	83.142
	090510	Spices; Vanilla, Neither Crushed Nor Ground	159.731	170.342	28.680.437	20.815.246
	090520	Spices; Vanilla, Crushed Or Ground	6.448	567	805.739	39.852
	090611	Spices; Cinnamon (cinnamomum Zeylanicum Blume), Neither Crushed Nor G	11.007	59.359	30.784	513.405
	090619	Spices; Cinnamon And Cinnamon-tree Flowers, Other Than Cinnamon (cinna	35.191	7.756	284.786	355.340
	090620	Spices; Cinnamon And Cinnamon-tree Flowers, Crushed Or Ground	1.070.437	240.116	4.102.920	1.334.581
	090710	Spices; Cloves (whole Fruit, Cloves And Stems), Neither Crushed Nor Ground	1.266.200	823.029	5.414.242	3.609.632
	090720	Spices; Cloves (whole Fruit, Cloves And Stems), Crushed Or Ground	6.064	6	84.865	13
	090811	Spices; Nutmeg, Neither Crushed Nor Ground	339.413	1.192.458	1.648.325	7.351.246
	090812	Spices; Nutmeg, Crushed Or Ground	185.282	285.883	1.098.597	2.043.366
	090821	Spices; Mace, Neither Crushed Nor Ground	58.160	28.080	792.254	643.835
	090822	Spices; Mace, Crushed Or Ground	869	8.070	23.687	176.696
	090831	Spices; Cardamoms, Neither Crushed Nor Ground	1.210.050	3.095.467	15.547.108	25.139.096
	090832	Spices; Cardamoms, Crushed Or Ground	2	4	4	9
	090921	Spices; Coriander Seeds, Neither Crushed Nor Ground		10		41
	090931	Spices; Cumin Seeds, Neither Crushed Nor Ground		10		103
	090962	Spices; Seeds Of Anise, Badian, Caraway Or Fennel; Juniper Berries, Crushed	1		80	
	091011	Spices; Ginger, Neither Crushed Nor Ground	47.889	129.280	300.215	397.415
	091012	Spices; Ginger, Crushed Or Ground	45.408	37.901	205.910	181.359
	091030	Spices; Turmeric (curcuma)	1.845.944	988.415	1.843.940	975.024
	091091	Spices; Mixtures Of 2 Or More Products Of Different Headings	8.327	23.516	142.704	127.102
	091099	Spices; N.e.c. In Heading No. 0910	294.230	252.150	647.154	713.526
	100510	Cereals; Maize (corn), Seed		1.160		6.096
	100590	Cereals; Maize (corn), Other Than Seed	1.863	126	13.256	969
	100630	Cereals; Rice, Semi-milled Or Wholly Milled, Whether Or Not Polished Or Gla	212.927	106.391	457.971	212.566
	110100	Wheat Or Meslin Flour	9.318.754	8.179.934	3.953.361	3.591.761
	110220	Cereal Flour; Of Maize (corn)	72	228	104	299
	110290	Cereal Flours; Other Than Wheat, Meslin, And Maize (corn)	5.081	20.777	14.450	54.252
	110313	Cereal Groats And Meal; Of Maize (corn)	5.000	1.400	5.000	1.951
	110412	Cereal Grains; Rolled Or Flaked, Of Oats	624		4.659	
	110430	Cereal; Germ Of Cereals, Whole, Rolled, Flaked Or Ground	885.435	832.590	329.982	321.674

https://jateng.bps.go.id

Tabel 2. Ekspor Provinsi Asal Barang Dirinci Menurut Kode HS6 Digit, 2020—2021

Provinsi Asal	Kode HS 6	Deskripsi HS 6 Digit	Berat Bersih (Kg)		Nilai FOB (US$)	
			2020	2021	2020	2021
(1)	(2)	(3)	(4)	(5)	(6)	(7)
Jawa Tengah						
	110610	Flour, Meal And Powder; Of The Dried Leguminous Vegetables Of Heading N	180	1.200	2.303	3.000
	110620	Flour, Meal And Powder; Of Sago Or Of Roots Or Tubers Of Heading No. 071	21.553	16.550	23.382	16.337
	110630	Flour, Meal And Powder; Of The Products Of Chapter 8	6.400	25.615	35.750	54.066
	110812	Starch; Maize (corn) Starch		7.085.465		3.382.964
	110814	Starch; Manioc (cassava)	1.250		750	
	110819	Starch; N.e.c. In Item No. 1108.11 To 1108.14	5.115	6.738	71.393	105.424
	120190	Soya Beans; Other Than Seed, Whether Or Not Broken		2		2
	120241	Ground-nuts; Other Than Seed, Not Roasted Or Otherwise Cooked, In Shell	2.214.931	2.320.795	4.752.009	4.833.163
	120242	Ground-nuts; Other Than Seed, Not Roasted Or Otherwise Cooked, Shelled,	4.398	24.670	15.604	41.039
	120300	Copra	66.288.206	366.686	307.226	378.381
	120740	Oil Seeds; Sesamum Seeds, Whether Or Not Broken		50		190
	120770	Oil Seeds; Melon Seeds, Whether Or Not Broken	178	45	29.966	14.162
	120799	Oil Seeds And Oleaginous Fruits; N.e.c. In Heading No. 1207, Whether Or No	48.000	288.000	17.280	114.720
	120929	Seeds Of Forage Plants; Other Than Lucerne, Clover, Fescue, Kentucky Blue (	60.000	81.002	195.413	164.881
	120991	Seeds; Vegetable Seeds, Of A Kind Used For Sowing	2.427	3.365	55.725	218.039
	120999	Seeds; N.e.c. In Heading 1209, Of A Kind Used For Sowing	117.674	141.518	280.096	322.534
	121120	Ginseng Roots, Of A Kind Used Primarily In Perfumery, In Pharmacy Or For In	1.580	1.550	8.094	6.899
	121190	Plants And Parts (including Seeds And Fruits) N.e.c. In Heading No. 1211, Of	148.994	390.441	2.674.282	1.804.197
	121221	Seaweeds And Other Algae; Fit For Human Consumption, Fresh, Chilled, Fro	20.490	10	40.980	185.101
	121291	Sugar Beet; Fit For Human Consumption, Fresh, Chilled, Frozen Or Dried, Wh	12.655	7.400	10.855	6.660
	121299	Vegetable Products; Fit For Human Consumption, N.e.c. In Heading No. 1212	1.205.637	1.665.557	2.867.071	3.709.927
	130120	Gum Arabic		24.000		12.000
	130190	Natural Gums, Resins, Gum-resins And Oleoresins, N.e.c. In Heading No. 130	2.320.505	2.076.186	3.837.892	4.260.279
	130231	Mucilages And Thickeners; Agar-agar, Whether Or Not Modified, Derived Fro	226	70	7.613	2.538
	130239	Mucilages And Thickeners; Whether Or Not Modified, Derived From Vegetab	12.777	43.500	97.183	259.486
	140110	Bamboo Used Primarily For Plaiting	457.288	552.041	381.280	425.123
	140190	Vegetable Materials Of A Kind Used Primarily For Plaiting; N.e.c. In Heading	44.755	26.218	15.631	33.105
	140420	Vegetable Products; Cotton Linters	21.214	68.823	59.850	154.004
	140490	Vegetable Products; N.e.c. In Chapter 14	7.920.493	10.575.245	3.676.428	6.965.228
	151190	Vegetable Oils; Palm Oil And Its Fractions, Other Than Crude, Whether Or No	198.353.929	148.926.464	148.703.329	166.820.401
	151221	Vegetable Oils; Cotton-seed Oil And Its Fractions; Crude, Whether Or Not Go	60.802		98.955	
	151311	Vegetable Oils; Coconut (copra) Oil And Its Fractions, Crude, Not Chemically	4.369.502	2.366.000	4.332.474	3.746.364
	151319	Vegetable Oils; Coconut (copra) Oil And Its Fractions, Other Than Crude, Wh	11.801.345	6.124.384	12.371.089	9.892.121
	151329	Vegetable Oils; Palm Kernel Or Babassu Oil And Their Fractions, Other Than	6.168.000	2.900.000	4.162.201	3.559.750
	151519	Vegetable Oils; Linseed Oil And Its Fractions, Other Than Crude, Whether Or Not Refined, But		250		780
	151590	Vegetable Fats And Oils And Their Fractions; Fixed, N.e.c. In Heading No. 151	552.836	283.872	405.512	361.731
	151620	Vegetable Fats And Oils And Their Fractions; Partly Or Wholly Hydrogenated	1.804	3.067	8.687	4.183
	151710	Margarine; Excluding Liquid Margarine	1.051.982	3.532.920	713.416	3.391.138
	151790	Edible Mixtures Or Preparations Of Animal Or Vegetable Fats Or Oils Or Of F	41.681.859	65.513.790	30.475.995	66.539.276
	151800	Animal Or Vegetable Fats And Oils And Their Fractions; Oxidised, Boiled Or C	164.850	5.879.115	116.445	5.888.315
	152200	Degras; Residues Resulting From The Treatment Of Fatty Substances Or Animal Or Vegetable		15.437		3.303
	160232	Meat Preparations; Of The Poultry Of Heading No. 0105, (i.e. Of Fowls Of Th	0		0	
	160413	Fish Preparations; Sardines, Sardinella And Brisling Or Sprats, Prepared Or P	17.342		26.356	
	160414	Fish Preparations; Tunas, Skipjack And Atlantic Bonito (sarda Spp.), Preparec	1.920.391	3.551.087	9.417.260	16.079.622
	160415	Fish Preparations; Mackerel, Prepared Or Preserved, Whole Or In Pieces (bu	118.663	62.271	265.734	154.373
	160416	Fish Preparations; Anchovies, Prepared Or Preserved, Whole Or In Pieces (but Not Minced)		2.070		29.693
	160418	Fish Preparations; Shark Fins, Prepared Or Preserved, Whole Or In Pieces (bu	96.066	69.365	822.941	625.552
	160419	Fish Preparations; Fish Prepared Or Preserved, Whole Or In Pieces (but Not Minced), N.e.c. In		3.828		40.958
	160420	Fish Preparations; Fish Minced Or In Forms N.e.c. In Heading No. 1604, Prep	524.000	810.552	1.420.379	2.385.698
	160510	Crustacean Preparations; Crab, Prepared Or Preserved	4.254.982	5.277.580	76.615.748	180.939.936
	160521	Crustacean Preparations; Shrimps And Prawns, Prepared Or Preserved, Not	620.259	1.065.584	3.791.868	9.023.556
	160529	Crustacean Preparations; Shrimps And Prawns, Prepared Or Preserved, In Ai	1.212.079	921.959	10.587.724	7.703.141
	160554	Mollusc Preparations; Cuttle Fish And Squid, Prepared Or Preserved	5.990	2.680	41.719	12.098
	160555	Mollusc Preparations; Octopus, Prepared Or Preserved	15.983		105.766	
	160556	Mollusc Preparations; Clams, Cockles And Arkshells, Prepared Or Preserved	150		66	
	160557	Mollusc Preparations; Abalone, Prepared Or Preserved	9.396	4	142.838	4
	170114	Sugars; Cane Sugar, Raw, In Solid Form, Other Than As Specified In Subheading Note 2 To This		60.371		133.083
	170199	Sugars; Sucrose, Chemically Pure, In Solid Form, Not Containing Added Flavo	2.494.562	3.348.073	5.245.437	7.515.233
	170230	Sugars; Glucose And Glucose Syrup, Not Containing Fructose Or Containing	241.212	100.500	156.790	65.325
	170260	Sugars; Fructose, Other Than Chemically Pure Fructose, And Fructose Syrup	116.400	419.400	75.267	264.128

https://www.bps.go.id

Tabel 2. Ekspor Provinsi Asal Barang Dirinci Menurut Kode HS6 Digit, 2020—2021

Provinsi Asal	Kode HS 6	Deskripsi HS 6 Digit	Berat Bersih (Kg)		Nilai FOB (US$)	
			2020	2021	2020	2021
(1)	(2)	(3)	(4)	(5)	(6)	(7)
Jawa Tengah						
	170290	Sugars; N.e.c. In Heading No. 1702, Including Invert Sugar And Other Sugar A	13.772.714	15.588.491	32.070.316	36.306.254
	170310	Sugars; Molasses, From Sugar Cane, Resulting From The Extraction Or Refini	27.788.440	13.007.730	5.815.014	2.991.778
	170390	Sugars; Molasses, From Sugar Beet, Resulting From The Extraction Or Refinir	1.434		9.854	
	170410	Sugar Confectionery; Chewing Gum, Whether Or Not Sugar-coated, Not Con	5		2	
	170490	Sugar Confectionery; (excluding Chewing Gum, Including White Chocolate), I	726.323	716.406	3.476.699	3.437.382
	180100	Cocoa Beans; Whole Or Broken, Raw Or Roasted	680	2.095	3.324	11.082
	180400	Cocoa; Butter, Fat And Oil		43.317		124.405
	180500	Cocoa; Powder, Not Containing Added Sugar Or Other Sweetening Matter	180	4.863	1.704	41.753
	180620	Chocolate & Other Food Preparations Containing Cocoa; In Blocks, Slabs Or I	2		64	
	180632	Chocolate And Other Food Preparations Containing Cocoa; In Blocks, Slabs C	32.609		266.962	
	180690	Chocolate And Other Food Preparations Containing Cocoa; N.e.c. In Chapter	22.025	34.068	488.651	676.447
	190110	Food Preparations; Of Flour, Meal, Starch, Malt Extract Or Milk Products, Sui	22.888	49.699	58.370	149.589
	190120	Food Preparations; Mixes And Doughs For The Preparation Of Bread, Pastry,	1.153.500	1.444.000	1.093.784	1.391.796
	190190	Food Preparations; Of Flour, Meal, Starch, Malt Extract Or Milk Products, Fo	1.305.815	1.691.518	2.796.361	4.181.573
	190211	Food Preparations; Pasta, Containing Eggs, Uncooked, Not Stuffed Or Other	107.094	115.543	135.189	171.647
	190219	Food Preparations; Pasta, Uncooked (excluding That Containing Eggs), Not S	41.685	88.523	40.857	119.311
	190220	Food Preparations; Pasta, Stuffed (with Meat Or Other Substances), Whethe	1.647	2.145	6.646	3.670
	190230	Food Preparations; Pasta (excluding Stuffed), Cooked Or Otherwise Preparec	94.157	174.020	167.259	313.165
	190300	Food Preparations; Tapioca And Substitutes Thereof, Prepared From Starch I	252.606	267.433	430.950	551.163
	190410	Food Preparations; Obtained By The Swelling Or Roasting Of Cereals Or Cere	37.824	74.637	173.248	289.972
	190420	Food Preparations; Obtained From Unroasted Cereal Flakes Or From Mixture	51.954	180.118	149.217	610.165
	190490	Food Preparations; Cereal Or Cereal Products (excluding Maize), In Grain For	935.351	1.439.430	658.494	881.282
	190510	Food Preparations; Crispbread, Whether Or Not Containing Cocoa	116.363	91.268	380.510	315.417
	190520	Food Preparations; Gingerbread And The Like, Whether Or Not Containing Cocoa		17		94
	190531	Food Preparations; Sweet Biscuits, Whether Or Not Containing Cocoa	2.425.154	3.231.849	4.554.436	5.211.791
	190532	Food Preparations; Waffles And Wafers, Whether Or Not Containing Cocoa	1.909.878	1.979.385	7.015.110	7.129.912
	190540	Food Preparations; Rusks, Toasted Bread And Similar Toasted Products, Whe	5.537	3.681	10.948	13.899
	190590	Food Preparations; Bakers' Wares N.e.c. In Heading No. 1605, Whether Or N	378.645	658.252	925.277	1.951.029
	200390	Vegetable Preparations; Mushrooms And Truffles, Other Than Mushrooms C	891	210	2.921	861
	200410	Vegetable Preparations; Potatoes, Prepared Or Preserved Otherwise Than B	0		2	
	200490	Vegetable Preparations; Vegetables And Mixtures Of Vegetables (excluding I	823.310	677.099	1.713.211	1.386.613
	200510	Vegetable Preparations; Homogenised Vegetables, Prepared Or Preserved O	24.325	5.550	74.663	15.872
	200520	Vegetable Preparations; Potatoes, Prepared Or Preserved Otherwise Than B	4.693	539	13.185	6.234
	200551	Vegetable Preparations; Beans, Shelled, Prepared Or Preserved Otherwise T	18.729	690	84.129	3.040
	200599	Vegetable Preparations; Vegetables And Mixtures Of Vegetables N.e.c. In He	21.785	12.790	54.223	31.214
	200600	Vegetables, Fruit, Nuts, Fruit-peel And Other Parts Of Plants, Preserved By S	13.900	47.965	8.422	13.498
	200799	Jams, Fruit Jellies, Marmalades, Purees And Pastes; Of Fruit Or Nuts N.e.c. In	306.949	462.045	1.323.198	1.928.802
	200811	Nuts; Ground-nuts, Whether Or Not Containing Added Sugar, Other Sweeter	1.447.588	1.282.398	4.546.328	4.088.315
	200819	Nuts And Other Seeds; Whether Or Not Containing Added Sugar, Other Swe	362.916	219.659	944.652	593.267
	200899	Fruit, Nuts And Other Edible Parts Of Plants; Prepared Or Preserved, Whethe	564.857	1.085.550	771.098	1.258.881
	210111	Extracts, Essences And Concentrates; Of Coffee, And Preparations With A Ba	359.239	493.591	1.409.656	1.805.603
	210112	Preparations With A Basis Of Extracts, Essences Or Concentrates Or With A E	79.977	274.936	546.056	1.298.968
	210120	Extracts, Essences And Concentrates; Of Tea Or Mate, And Preparations Wit	90.124	1.554	248.468	23.963
	210130	Chicory, Roasted And Other Roasted Coffee Substitutes; Extracts, Essences A	379	210	31.065	3.354
	210210	Yeasts; Active	10	11	57	19
	210230	Baking Powders; Prepared	136	68	318	492
	210310	Sauces; Soya	5.418	46.815	15.893	92.494
	210320	Sauces; Tomato Ketchup And Other Tomato Sauces		2.800		5.025
	210390	Sauces And Preparations Therefor; Mixed Condiments And Mixed Seasoning	95.355	80.415	402.364	409.564
	210410	Soups And Broths And Preparations Therefor	1.000	3.003	746	3.241
	210420	Homogenised Composite Food Preparations		154		2.393
	210690	Food Preparations; N.e.c. In Item No. 2106.10	22.835.349	23.689.661	45.088.989	50.242.294
	220110	Waters; Mineral And Aerated, Including Natural Or Artificial, (not Containing	32.642	10.200	7.557	1.740
	220210	Waters; Including Mineral And Aerated, Containing Added Sugar Or Other Sweetening Matter		27.130		23.105
	220299	Non-alcoholic Beverages; Other Than Non-alcoholic Beer, N.e.c. In Item No.	8.373	83.403	10.943	40.379
	220300	Beer; Made From Malt	69		242	
	220429	Wine; Still, In Containers Holding More Than 10 Litres	267	7	59.978	39
	220600	Beverages, Fermented; (e.g. Cider, Perry, Mead, Sake)	1	156	4	411
	220710	Undenatured Ethyl Alcohol; Of An Alcoholic Strength By Volume Of 80% Vol.	9.301.220	13.661.314	9.469.421	14.827.559
	220720	Ethyl Alcohol And Other Spirits; Denatured, Of Any Strength	160.400	67.200	203.207	100.033

https://jateng.bps.go.id

Tabel 2. Ekspor Provinsi Asal Barang Dirinci Menurut Kode HS6 Digit, 2020—2021

Provinsi Asal	Kode HS 6	Deskripsi HS 6 Digit	Berat Bersih (Kg)		Nilai FOB (US$)	
			2020	2021	2020	2021
(1)	(2)	(3)	(4)	(5)	(6)	(7)
Jawa Tengah						
	220900	Vinegar And Substitutes For Vinegar; Obtained From Acetic Acid		130		19
	230120	Flours, Meals And Pellets; Of Fish Or Of Crustaceans, Molluscs Or Other Aqu	1.052.297	685.705	626.758	359.155
	230230	Bran, Sharps And Other Residues; Of Wheat, Whether Or Not In The Form O	1.050	1.720	368	991
	230310	Residues Of Starch Manufacture And Similar Residues; Whether Or Not In The Form Of Pellets		86.000		53.280
	230610	Oil-cake And Other Solid Residues; Whether Or Not Ground Or In The Form (	1.864.620	1.184.121	550.162	352.774
	230650	Oil-cake And Other Solid Residues; Whether Or Not Ground Or In The Form (	67.040	795	82.262	950
	230690	Oil-cake And Other Solid Residues; Whether Or Not Ground Or In The Form (	211.030	99.600	67.732	33.864
	230800	Vegetable Materials And Vegetable Waste, Vegetable Residues And By-prod	70.430	45.003	16.852	35.247
	230990	Dog Or Cat Food; (not Put Up For Retail Sale), Used In Animal Feeding		13.230		33.985
	240110	Tobacco, (not Stemmed Or Stripped)	98.955	20.014	491.090	14.325
	240120	Tobacco; Partly Or Wholly Stemmed Or Stripped	166.819	345.610	381.940	725.762
	240210	Cigars, Cheroots And Cigarillos; Containing Tobacco Including The Weight Of	1.414.026	1.354.873	30.990.422	23.284.237
	240220	Cigarettes; Containing Tobacco	6.726.684	5.800.447	62.328.668	64.074.734
	240290	Cigars, Cigarillos And Cheroots; Containing Tobacco Substitutes Including Th	13.720	10.500	68.875	127.575
	240311	Tobacco; Smoking, Water Pipe Tobacco As Specified In Subheading Note 1 T	9.994	5	76.000	70
	240319	Tobacco; Smoking, Other Than Water Pipe Tobacco, Whether Or Not Contai	42.030	125.895	687.355	1.636.635
	240391	Tobacco; Homogenised Or Reconstituted	569.355	320.518	9.110.030	5.256.440
	240399	Tobacco; Other Than Homogenised Or Reconstituted Or Smoking	8.278	1.400	175.344	224.944
	250100	Salt (including Table Salt And Denatured Salt); Pure Sodium Chloride Whethe	40.500	41.890	103.275	66.966
	251310	Pumice Stone, Whether Or Not Heat Treated	119.475	955.390	12.338	107.143
	251520	Ecaussine And Other Calcareous Monumental Or Building Stone; Alabaster,	197.408	130.116	30.767	25.880
	251612	Granite; Merely Cut, By Sawing Or Otherwise, Into Blocks Or Slabs Of A Rectangular (including		100		560
	251620	Sandstone;. Whether Or Not Roughly Trimmed, Cut, By Sawing Etc, Into Blocks Or Slabs Of A R		1		0
	251690	Monumental Or Building Stone; N.e.c. In Heading No. 2516, Whether Or Not	20.760	67.800	2.700	15.857
	251741	Stones; Of Marble, In Granules, Chippings And Powder, Whether Or Not Heat-treated		3.590		2.216
	252020	Plasters; (consisting Of Calcined Gypsum Or Calcium Sulphate), Whether Or I	5.400	17.200	1.375	4.213
	252310	Cement Clinkers (whether Or Not Coloured)	792.800.090	715.098.079	25.388.852	21.963.691
	252390	Cement; Hydraulic Kinds N.e.c. In Heading No. 2523		306		160
	260111	Iron Ores And Concentrates; Non-agglomerated	30.000.000		314.380	
	271019	Petroleum Oils And Oils From Bituminous Minerals, Not Containing Biodiesel	599.454.265	296.884.830	181.135.700	186.754.930
	271290	Paraffin Wax; Containing By Weight 0.75% Or More Of Oil, Obtained By Synt	13.066.058	13.486.127	8.142.156	9.731.338
	271390	Residues; Of Petroleum Oils Or Of Oils Obtained From Bituminous Minerals	808.745.959	605.153.570	194.784.748	242.498.178
	280519	Alkali Or Alkali-earth Metals; Other Than Sodium And Calcium	999	560	9.508	5.400
	281121	Carbon Dioxide	9	2	80	17
	281511	Sodium Hydroxide (caustic Soda); Solid		26.500		5.565
	282720	Chlorides; Of Calcium	300.522	237.837	571.003	538.823
	282739	Chlorides; Other Than Of Ammonium, Calcium, Magnesium, Aluminium And	193	413	1.210	198
	283010	Sulphides; Of Sodium, Whether Or Not Chemically Defined		460.000		68.473
	283311	Sodium Sulphates; Disodium Sulphate	220.000	40.000	32.413	4.229
	283650	Carbonates; Calcium Carbonate	1.088.000	908.000	296.020	297.262
	283919	Silicates; Of Sodium (excluding Sodium Metasilicates)	22.400	22.400	3.772	4.476
	283990	Silicates; Commercial Alkali Metal Silicates, Other Than Of Sodium	25		95	
	290219	Cyclic Hydrocarbons; Cyclanes, Cyclenes And Cycloterpenes, Excluding Cyclo	225.760	1.824.620	680.535	7.972.026
	290220	Cyclic Hydrocarbons; Benzene	25.006.873	6.002.927	8.778.460	6.549.133
	290243	Cyclic Hydrocarbons; P-xylene	20.439.099	20.107.197	10.127.706	17.699.671
	290290	Cyclic Hydrocarbons; N.e.c. In Heading No. 2902	360		5.429	
	290329	Unsaturated Chlorinated Derivatives Of Acyclic Hydrocarbons; N.e.c. In Item	0		7.000	
	290711	Monophenols; Phenol (hydroxybenzene) And Its Salts	221.742	148.165	2.710.529	934.079
	290715	Monophenols; Naphthols And Their Salts		4.020		10.050
	290930	Ethers; Aromatic, And Their Halogenated, Sulphonated, Nitrated Or Nitrosat	43.101	40.700	966.279	941.925
	290950	Ether-phenols, Ether-alcohol-phenols And Their Halogenated, Sulphonated,	1.866.023	2.302.735	27.598.118	36.577.655
	290960	Alcohol Peroxides, Ether Peroxides, Ketone Peroxides And Their Halogenate	1		0	
	291030	Epoxides, Epoxyalcohols, Epoxyphenols And Epoxyethers; With A Three-mer	5		7	
	291429	Ketones; Cyclanic, Cyclenic Or Cycloterpenic, Without Other Oxygen Functio	2		40	
	291539	Acids; Saturated Acyclic Monocarboxylic Acids; Esters Of Acetic Acid N.e.c. In	4.250	16.250	104.047	6.052
	291620	Acids; Cyclanic, Cyclenic Or Cycloterpenic Monocarboxylic Acids, Their Anhy	454		45.008	
	291813	Acids; Carboxylic Acids, (with Alcohol Function But Without Other Oxygen Fu	1.647		5.431	
	292241	Amino-acids, Other Than Those Containing More Than One Kind Of Oxygen F	5.225		1.724	
	292242	Amino-acids, Other Than Those Containing More Than One Kind Of Oxygen Function, And The		630		1.600
	292511	Imides And Their Derivatives; Saccharin And Its Salts	36.400	90.400	225.230	645.230

https://www.bps.go.id

Tabel 2. Ekspor Provinsi Asal Barang Dirinci Menurut Kode HS6 Digit, 2020—2021

Provinsi Asal	Kode HS 6	Deskripsi HS 6 Digit	Berat Bersih (Kg)		Nilai FOB (US$)	
			2020	2021	2020	2021
(1)	(2)	(3)	(4)	(5)	(6)	(7)
Jawa Tengah						
	293090	Organo-sulphur Compounds; N.e.c. In Heading No. 2930		19.200		89.280
	293299	Heterocyclic Compounds; With Oxygen Hetero-atom(s) Only, No Lactones Or Unfused Furan R		38.000		610.825
	293499	Nucleic Acids And Their Salts, Other Heterocyclic Compounds, N.e.c. In Heading Number 2934		10.000		71.000
	293628	Vitamins; Vitamin E And Its Derivatives, Unmixed	566		15.475	
	293690	Vitamins; N.e.c. In Heading No. 2936, Including Natural Concentrates		14		513
	293979	Alkaloids; Of Vegetal Origin, Other Than Cocaine, Ecgonine, Levometamfetamine, Metamfetar		12.000		258.000
	294110	Antibiotics; Penicillins And Their Derivatives With A Penicillanic Acid Structure; Salts Thereof		541		40.560
	294190	Antibiotics; N.e.c. In Heading No. 2941	0		150	
	294200	Organic Compounds; N.e.c. In Chapter 29	3	1	34	22
	300310	Medicaments; Containing Penicillins, Streptomycins Or Their Derivatives, For	4		30	
	300320	Medicaments; Containing Antibiotics Other Than Penicillins, Streptomycins A	4.580		14.421	
	300410	Medicaments; Containing Penicillins, Streptomycins Or Their Derivatives, For Therapeutic Or F		1		73
	300420	Medicaments; Containing Antibiotics (other Than Penicillins, Streptomycins (	29.050	33.756	669.355	601.641
	300432	Medicaments; Containing Corticosteroid Hormones, Their Derivatives Or Stru	642	635	15.769	18.051
	300439	Medicaments; Containing Hormones (but Not Insulin), Adrenal Cortex Horm	374.140	418.826	2.007.601	2.222.833
	300450	Medicaments; Containing Vitamins Or Their Derivatives, For Therapeutic Or	6.139	148	45.959	2.210
	300490	Medicaments; Consisting Of Mixed Or Unmixed Products N.e.c. In Heading N	423.881	385.022	3.196.184	2.916.787
	300510	Dressings, Adhesive; And Other Articles Having An Adhesive Layer, Packed F	1.939	6.036	13.835	39.681
	300590	Wadding, Gauze, Bandages And Similar Articles; (excluding Adhesive Dressin	10	1	25	1
	300610	Pharmaceutical Goods; Sterile Surgical Catgut, Suture Materials, Tissue Adhe	2		328	
	300650	Pharmaceutical Goods; First Aid Boxes And Kits		2		4
	300692	Pharmaceutical Goods; Waste Pharmaceuticals	120		2.025	
	310100	Fertilizers, Animal Or Vegetable; Whether Or Not Mixed Together Or Chemic	699.812	751.778	285.108	242.580
	310390	Fertilizers, Mineral Or Chemical; Phosphatic, N.e.c. In Heading No. 3103	4.385.291	3.967.137	804.831	791.245
	310520	Fertilizers, Mineral Or Chemical; Containing The Three Fertilizing Elements N	300.000	625.757	109.500	190.434
	310540	Fertilizers, Mineral Or Chemical; Ammonium Dihydrogenorthophosphate (m	4.560	4.636	15.884	18.143
	320190	Tanning Extracts Of Vegetable Origin; Tannins And Their Salts, Ethers, Esters	55.128	79.200	330.890	73.004
	320300	Colouring Matter Of Vegetable Or Animal Origin, Including Dyeing Extracts N	22	206	300	1.363
	320411	Dyes; Disperse Dyes And Preparations Based Thereon	11		42	
	320412	Dyes; Acid, Whether Or Not Premetallised And Preparations Based Thereon, Mordant Dyes Ar		1		1
	320416	Dyes; Reactive Dyes And Preparations Based Thereon	1	1	1	1
	320417	Dyes; Pigments And Preparations Based Thereon		203.292		203.292
	320710	Pigments; Prepared Pigments, Opacifiers, Colours And Similar Preparations	4.583	33	5.955	65
	320720	Enamels And Glazes; Vitrifiable Enamels And Glazes, Engobes (slips) And Similar Preparations		1		10
	320740	Glass; Glass Frit And Other Glass, In The Form Of Powder, Granules Or Flakes		838.951		48.582
	320810	Paints And Varnishes; Based On Polyesters, Dispersed Or Dissolved In A Non-	32.609	36.514	83.894	116.070
	320820	Paints And Varnishes; Based On Acrylic Or Vinyl Polymers, Dispersed Or Diss	2		2	
	320890	Paints And Varnishes; Based On Polymers N.e.c. In Heading No. 3208, Disper	7.555	26.684	38.518	55.354
	320910	Paints And Varnishes; Based On Acrylic Or Vinyl Polymers, Dispersed Or Diss	3.387	4.106	11.564	5.069
	320990	Paints And Varnishes; (based On Polymers Other Than Acrylic Or Vinyl), Disp	12.884	1.045	7.103	1.934
	321000	Paints And Varnishes; (including Enamels, Lacquers And Distempers), Prepar	489	2	16.308	190
	321210	Pigments; Of A Kind Used In The Manufacture Of Paints, Stamping Foils	23.580	41.031	422.749	703.866
	321410	Mastics; Painters' Fillings	206.882	193.099	436.529	417.291
	321490	Mastics; N.e.c. In Heading No. 3214	310.774	276.169	314.595	259.081
	321511	Ink; For Printing, Black, Whether Or Not Concentrated Or Solid	1.530	1.945	4.730	30.060
	321519	Ink; For Printing, Other Than Black, Whether Or Not Concentrated Or Solid	1	14.569	4	69.999
	321590	Ink; Writing, Drawing And Other Inks, N.e.c. In Heading No. 3215, Whether (	0		3	
	330113	Oils, Essential; Of Lemon (terpeneless Or Not), Including Concretes And Absc	25		1.083	
	330119	Oils, Essential; Of Citrus Fruits N.e.c. In Heading No. 3301 (terpeneless Or Nc	216	48.415	17.430	1.893.209
	330125	Oils, Essential; Of Mints (excluding Peppermint), Terpeneless Or Not, Includi	73		1.665	
	330129	Oils, Essential; N.e.c. In Heading No. 3301 (terpeneless Or Not), Including Co	877.123	229.220	13.992.403	6.864.367
	330130	Resinoids	200	10	6.145	659
	330190	Oils, Essential; Concentrates In Fats, Fixed Oils, Waxes And The Like, Terpeni	312.305	936.073	6.521.356	15.698.545
	330210	Odoriferous Substances And Mixtures; Of A Kind Used In The Food Or Drink I	50.375	60.324	473.583	445.407
	330290	Odoriferous Substances And Mixtures; Used As Raw Materials In Industries (	2.531	2.075	92.949	66.094
	330300	Perfumes And Toilet Waters	1.902.344	2.737.723	8.724.909	12.422.204
	330420	Cosmetic And Toilet Preparations; Eye Make-up		70		5.110
	330430	Cosmetic And Toilet Preparations; Manicure Or Pedicure Preparations	1	1.000	85	4.886
	330491	Cosmetic And Toilet Preparations; Powders, Whether Or Not Compressed (e	103.355	228.054	230.961	519.111
	330499	Cosmetic And Toilet Preparations; N.e.c. In Heading No. 3304, For The Care (	26.174	43.192	151.056	132.495

https://jateng.bps.go.id

Tabel 2. Ekspor Provinsi Asal Barang Dirinci Menurut Kode HS6 Digit, 2020—2021

Provinsi Asal	Kode HS 6	Deskripsi HS 6 Digit	Berat Bersih (Kg)		Nilai FOB (US$)	
			2020	2021	2020	2021
(1)	(2)	(3)	(4)	(5)	(6)	(7)
Jawa Tengah						
	330510	Hair Preparations; Shampoos	13.633	25.822	161.719	300.562
	330520	Hair Preparations; For Permanent Waving Or Straightening		10		108
	330590	Hair Preparations; N.e.c. In Heading No. 3305	22.152	124.590	72.484	227.637
	330610	Oral Or Dental Hygiene Preparations; Dentifrices	28		633	
	330720	Perfumery, Cosmetic Or Toilet Preparations; Personal Deodorants And Antip	52.082	29.700	223.613	157.964
	330741	Perfumes And Deodorizers; Perfuming Or Deodorizing Preparations For Roor	10.516	949	19.385	12.829
	330749	Perfumes And Deodorizers; Perfuming Or Deodorizing Preparations For Roor	94.214	94.632	263.269	266.530
	330790	Perfumes And Deodorizers; Perfuming Or Deodorizing Preparations N.e.c. In	1.625.103	36.825	2.260.484	205.201
	340111	Soap And Organic Surface-active Products; In The Form Of Bars, Cakes, Moul	3.827.763	4.798.413	5.593.388	5.790.099
	340119	Soap And Organic Surface-active Products; In The Form Of Bars, Cakes, Moul	1		1	
	340120	Soap; In Forms N.e.c. In Item No. 3401.11	8.203	2.626	9.174	6.057
	340130	Organic Surface-active Products And Preparations For Washing The Skin, In T	17.377	53.129	47.127	227.202
	340290	Washing And Cleaning Preparations; Surface-active, Whether Or Not Contair	57.361	190	151.358	280
	340311	Lubricating Preparations; For The Treatment Of Textile And Similar Materials	3		2	
	340490	Waxes; Artificial And Prepared, Other Than Of Polyethylene Glycol	1	300	5	1.050
	340510	Polishes, Creams And Similar Preparations; For Footwear Or Leather, Excluding Waxes Of Hea		4		20
	340520	Polishes, Creams And Similar Preparations; For The Maintenance Of Wooder	1.133	168	5.796	244
	340530	Polishes, Creams And Similar Preparations; For Coachwork, Other Than Met	11		100	
	340540	Scouring Pastes And Powders And Other Scouring Preparations; (whether Or	1		42	
	340590	Polishes, Creams And Similar Preparations; N.e.c. In Heading No. 3405, Exclu	240	125	96	50
	340600	Candles, Tapers And The Like	5.086	21.794	11.173	87.797
	350220	Albumins; Milk Albumin, Including Concentrates Of Two Or More Whey Prot	1.365	750	1.186	1.086
	350510	Dextrins And Other Modified Starches	19.035	3.293.700	7.789	1.401.268
	350520	Glues; Based On Starches, Or On Dextrins Or Other Modified Starches	47	1.821	6.065	154.442
	350610	Glues Or Adhesives; Prepared, Products Suitable For Use As Glues Or Adhesi	3.406	3.526	132.476	96.471
	350691	Adhesives; Prepared, Based On Polymers Of Heading 3901 To 3913 Or On Ru	7.936	134.273	23.413	107.937
	350699	Glues And Other Adhesives; Prepared, N.e.c. In Heading No. 3506, Not Excee	2.985	1.930	106.695	107.571
	350790	Enzymes And Prepared Enzymes; Other Than Rennet And Concentrates Thereof		15		506
	360410	Pyrotechnic Products; Fireworks	10.207	6.972	31.654	15.059
	360490	Pyrotechnic Products; Signalling Flares, Rain Rockets, Fog Signals And Other	38.578	78.775	111.472	214.234
	360500	Matches; Other Than Pyrotechnic Articles Of Heading No. 3604		9		25
	370130	Photographic Plates And Film; In The Flat, Sensitised, Unexposed, With Any S	3		1	
	370199	Photographic Plates And Film; (for Other Than Colour Photography), In The Flat, Sensitised, Ur		185		1.200
	370790	Photographic Goods; Chemical Preparations Other Than Sensitised Emulsions, Put Up In Meas		6		100
	380210	Carbon; Activated	67	29	61	261
	380510	Terpenic Oils; Gum, Wood Or Sulphate Turpentine Oils	8.331.760	4.753.200	16.848.040	16.929.638
	380590	Terpenic Oils; Produced By The Treatment Of Coniferous Woods, Crude Dipe	539.000	80.000	1.098.110	310.000
	380610	Rosin And Resin Acids	32.843.770	27.819.263	31.780.672	38.937.662
	380690	Rosin; Spirit And Oils, N.e.c. In Heading No. 3806		14.000		19.239
	380852	Insecticides And The Like; Containing Goods Specified In Subheading Note 1 To This Chapter; I		1		16
	380859	Insecticides, Rodenticides, Fungicides, Disinfectants, Herbicides And The Like; Containing Goo		17.107		56.459
	380861	Insecticides And The Like; Containing Goods Specified In Subheading Note 2	25		596	
	380862	Insecticides; Containing Goods Specified In Subheading Note 2 To This Chapter; Put Up In Forr		1.447		6.657
	380891	Insecticides; Other Than Containing Goods Specified In Subheading Notes 1 &	8.152.924	7.995.147	19.748.890	22.241.824
	380892	Fungicides; Other Than Containing Goods Specified In Subheading Note 1 To	194.872	197.254	3.714.904	3.638.761
	380893	Herbicides, Anti-sprouting Products And Plant-growth Regulators; Other Tha	703.490	700.405	10.463.543	10.216.071
	380899	Rodenticides And Other Similar Products N.e.c. In Heading No. 3808.9; Othe	1		1	
	380991	Finishing Agents And Dye Carriers; To Accelerate Dyeing Or Fixing Of Dye-stu	20.001	3	14.410	3
	380992	Finishing Agents And Dye Carriers; To Accelerate Dyeing Or Fixing Of Dye-stuffs, Other Produc		0		0
	380993	Finishing Agents And Dye Carriers; To Accelerate Dyeing Or Fixing Of Dye-stuffs, Other Produc		100		350
	381090	Fluxes And Other Auxiliary Preparations; For Soldering, Brazing Or Welding, (	128	660	1.232	3.383
	381220	Plasticisers, Compound; For Rubber Or Plastics	95.300	6.575.500	646.810	77.276.438
	381300	Fire-extinguishers; Preparations And Charges And Charged Fire-extinguishing	264	1.203	2.156	9.281
	381400	Solvents And Thinners; Organic Composite Solvents And Thinners, N.e.c. Or I	7.368	2.395	7.000	2.275
	381511	Catalysts, Supported; Reaction Initiators, Reaction Accelerators And Catalytic	20.100	46.370	10.472	15.977
	381519	Catalysts, Supported; Reaction Initiators, Reaction Accelerators And Catalytic Preparations, W		27.000		15.390
	381590	Reaction Initiators, Reaction Accelerators And Catalytic Preparations, Unsupported, N.e.c. Or I		2		7
	381600	Refractory Cements, Mortars, Concretes And Similar Compositions; Other Than Products Of H		1.700		2.376
	382100	Prepared Culture Media For The Development Or Maintenance Of Micro-org	13.273	2.834	40.371	10.983
	382319	Industrial Monocarboxylic Fatty Acids; Acid Oils From Refining; (other Than S	12.028.500	19.644.000	6.755.609	18.641.303

https://www.bps.go.id

Tabel 2. Ekspor Provinsi Asal Barang Dirinci Menurut Kode HS6 Digit, 2020—2021

Provinsi Asal	Kode HS 6	Deskripsi HS 6 Digit	Berat Bersih (Kg)		Nilai FOB (US$)	
			2020	2021	2020	2021
(1)	(2)	(3)	(4)	(5)	(6)	(7)
Jawa Tengah						
	382410	Binders, Prepared; For Foundry Moulds Or Cores	882	7	794	50
	382440	Cements, Mortars Or Concretes; Their Prepared Additives		13.750		1.650
	382499	Chemical Products, Mixtures And Preparations; N.e.c. Heading 3824	41.067	23.036	566.720	509.105
	382520	Residual Products Of The Chemical Or Allied Industries, Not Elsewhere Speci	18.000		5.598	
	390110	Ethylene Polymers; In Primary Forms, Polyethylene Having A Specific Gravity	2.800		2.337	
	390120	Ethylene Polymers; In Primary Forms, Polyethylene Having A Specific Gravity	2	3.900	5	10.764
	390130	Ethylene Polymers; In Primary Forms, Ethylene-vinyl Acetate Copolymers	1	4	11	6
	390140	Ethylene Polymers; In Primary Forms, Ethylene-alpha-olefin Copolymers, Hav	1.241.540	1.457.460	730.080	900.386
	390190	Ethylene Polymers; In Primary Forms, N.e.c. In Heading No. 3901	241.200	161.940	158.522	110.119
	390210	Propylene, Other Olefin Polymers; Polypropylene In Primary Forms	3.550	10.203	3.550	26.642
	390230	Propylene, Other Olefin Polymers; Propylene Copolymers In Primary Forms	1	550	2	1.829
	390290	Propylene, Other Olefin Polymers; N.e.c. In Heading No. 3902, In Primary Fo	20.844	18.852	36.632	45.915
	390319	Styrene Polymers; (other Than Expansible Polystyrene), In Primary Forms	2.950	16.326	4.344	18.989
	390330	Styrene Polymers; Acrylonitrile-butadiene-styrene (abs) Copolymers, In Prim	2.873	40.655	6.326	35.075
	390390	Styrene Polymers; In Primary Forms, N.e.c. In Heading No. 3903	34		125	
	390410	Vinyl Chloride, Other Halogenated Olefin Polymers; Poly(vinyl Chloride), Not	0	475	2	14.079
	390421	Vinyl Chloride, Other Halogenated Olefin Polymers; Non-plasticised Poly(vinyl Chloride), In Pri		41.430		10.008
	390519	Poly(vinyl Acetate); (other Than In Aqueous Dispersion), In Primary Forms	3.400	5.200	6.535	10.343
	390610	Acrylic Polymers; Poly(methyl Methacrylate), In Primary Forms	14.800	25	51.652	315
	390690	Acrylic Polymers; (other Than Polymethyl Methacrylate), In Primary Forms	5.843	2.158	72.195	29.626
	390730	Epoxide Resins; In Primary Forms		953		6.963
	390740	Polycarbonates; In Primary Forms	27		49	
	390769	Poly(ethylene Terephthalate); In Primary Forms, Having A Viscosity Of Less T	1.856.293	1.802.086	976.708	751.352
	390799	Polyesters; N.e.c. In Heading No. 3907, Saturated, In Primary Forms	1.580.000	2.640.412	795.467	1.441.453
	390810	Polyamides; Polyamide-6, -11, -12, -6,6, -6,9, -6,10 Or -6,12, In Primary Forms		53.786		15.600
	390910	Amino-resins; Urea And Thiourea Resins, In Primary Forms	9		18	
	390920	Amino-resins; Melamine Resins, In Primary Forms	1.834	1.141	43.964	32.530
	390939	Amino-resins; N.e.c. In Heading No. 3909, In Primary Forms, Other Than Poly(methylene Phen		1		1
	390940	Phenolic Resins; In Primary Forms	83.625	139.002	212.228	363.678
	390950	Polyurethanes; In Primary Forms	4	2	3	2
	391000	Silicones; In Primary Forms	864	64	19.872	3.072
	391190	Polysulphides, Polysulphones And Similar Products Of Chemical Synthesis N.	147.000	143.300	358.957	335.144
	391211	Cellulose Acetates; Non-plasticised, In Primary Forms	104	6	162	52
	391310	Polymers, Natural; Alginic Acid, Its Salts And Esters, In Primary Forms	1		1	
	391390	Polymers, Natural And Modified Natural; In Primary Forms (excluding Alginic	26.101	17.401	120.083	83.900
	391510	Ethylene Polymers; Waste, Parings And Scrap		17.500		12.600
	391590	Plastics N.e.c. In Heading No. 3915; Waste, Parings And Scrap	332.406	47.107	263.334	36.546
	391690	Plastics; Monofilament, Of Plastics N.e.c. In Heading No. 3916, Cross-section	2.951	429	3.318	1.072
	391710	Plastics; Artificial Guts (sausage Casings) Of Hardened Protein Or Of Cellulosi	453	26.447	1.174	59.403
	391721	Plastics; Tubes, Pipes And Hoses Thereof, Rigid, Of Polymers Of Ethylene	68		2.703	
	391722	Plastics; Tubes, Pipes And Hoses Thereof, Rigid, Of Polymers Of Propylene		16		49
	391723	Plastics; Tubes, Pipes And Hoses Thereof, Rigid, Of Polymers Of Vinyl Chlorid	30.740	1.253	72.339	12.141
	391729	Plastics; Tubes, Pipes And Hoses Thereof, Rigid, Of Plastics N.e.c. In Heading	870	5.718	4.221	2.108
	391731	Plastics; Tubes, Pipes And Hoses Thereof, Flexible, Having A Minimum Burst	0		6	
	391732	Plastics; Tubes, Pipes And Hoses Thereof, Other Than Those Of Item No. 391	122	16	3.849	3.263
	391739	Plastics; Tubes, Pipes And Hoses Thereof, N.e.c. In Item No. 3917.30		2		645
	391740	Plastics; Tube, Pipe And Hose Fittings (e.g. Joints, Elbows, Flanges)	1.236.393	1.149.723	2.323.128	2.478.412
	391810	Floor, Wall Or Ceiling Coverings; Of Polymers Of Vinyl Chloride, Whether Or	27.895	25.597	37.247	37.240
	391890	Floor, Wall Or Ceiling Coverings; Of Plastics (excluding Polymers Of Vinyl Chl	14.817		27.000	
	391910	Plastics; Plates, Sheets, Film, Foil, Tape, Strip, Other Flat Shapes Thereof, Sel	66.274	292	151.976	3.898
	391990	Plastics; Plates, Sheets, Film, Foil, Tape, Strip, Other Flat Shapes Thereof, Sel	477	21.133	27.920	684.280
	392010	Plastics; Plates, Sheets, Film, Foil And Strip (not Self-adhesive), Of Polymers	59	1	293	1
	392020	Plastics; Of Polymers Of Propylene, Plates, Sheets, Film, Foil And Strip (not S	2.122	2.875	19.889	15.292
	392043	Plastics; Polymers Of Vinyl Chloride, Containing By Weight Not Less Than 6% Of Plasticisers; Pl		13		3.174
	392049	Plastics; Polymers Of Vinyl Chloride, Containing By Weight, Less Than 6% Of	33.603	18.070	84.897	54.262
	392051	Plastics; Of Acrylic Polymers, Polymethyl Methacrylate, Plates, Sheets, Film,	40		140	
	392062	Plastics; Plates, Sheets, Film, Foil And Strip (not Self-adhesive), Of Poly(ethyl	16.373	1.088	15.672	14.861
	392069	Plastics; Plates, Sheets, Film, Foil And Strip (not Self-adhesive), Of Polyesters	1.265	66.621	41.431	160.021
	392091	Plastics; Plates, Sheets, Film, Foil And Strip (not Self-adhesive), Of Poly(vinyl	316		8.386	
	392094	Plastics; Plates, Sheets, Film, Foil And Strip (not Self-adhesive), Of Phenolic R	24	31	40	372

https://www.bps.go.id

Tabel 2. Ekspor Provinsi Asal Barang Dirinci Menurut Kode HS6 Digit, 2020—2021

Provinsi Asal	Kode HS 6	Deskripsi HS 6 Digit	Berat Bersih (Kg)		Nilai FOB (US$)	
			2020	2021	2020	2021
(1)	(2)	(3)	(4)	(5)	(6)	(7)
Jawa Tengah						
	392099	Plastics; Plates, Sheets, Film, Foil And Strip (not Self-adhesive), Of Plastics N.	10.525	1.326	31.808	4.284
	392111	Plastics; Plates, Sheets, Film, Foil And Strip, Of Polymers Of Styrene, Cellular	8	44	65	582
	392112	Plastics; Plates, Sheets, Film, Foil And Strip, Of Polymers Of Vinyl Chloride, C	7.069	9.610	12.576	26.342
	392113	Plastics; Plates, Sheets, Film, Foil And Strip, Of Polyurethanes, Cellular	3.973	27.971	47.302	288.607
	392119	Plastics; Plates, Sheets, Film, Foil And Strip, Of Plastics N.e.c. In Heading No.	705	786	12.720	13.821
	392190	Plastics; Plates, Sheets, Film, Foil And Strip, Other Than Cellular	41.971	27.507	202.510	199.958
	392210	Plastics; Baths, Shower-baths, Sinks And Wash-basins	8.112	2.131	56.571	264.431
	392220	Plastics; Lavatory Seats And Covers		17		343
	392290	Plastics; Bidets, Lavatory Pans, Flushing Cisterns And Similar Sanitary Ware N	319	20	222	259
	392310	Plastics; Boxes, Cases, Crates And Similar Articles For The Conveyance Or Pa	1.099.782	1.555.613	12.326.708	18.317.702
	392321	Ethylene Polymers; Sacks And Bags (including Cones), For The Conveyance O	11.978.784	10.856.200	18.211.021	19.383.798
	392329	Plastics; Sacks And Bags (including Cones), For The Conveyance Or Packing O	5.841.890	1.772.675	8.899.773	3.432.578
	392330	Plastics; Carboys, Bottles, Flasks And Similar Articles, For The Conveyance Or	3.621	6.851	18.332	59.130
	392340	Plastics; Spools, Cops, Bobbins And Similar Supports, For The Conveyance Or	273	6.931	543	20.581
	392350	Plastics; Stoppers, Lids, Caps And Other Closures, For The Conveyance Or Pa	14.919	62.746	314.657	817.721
	392390	Plastics; Articles For The Conveyance Or Packing Of Goods N.e.c. In Heading	40.748	2.057	70.263	9.494
	392410	Plastics; Tableware And Kitchenware	279.704	429.268	836.987	1.374.468
	392490	Plastics; Household Articles And Hygienic Or Toilet Articles	120.704	214.884	404.518	1.177.005
	392520	Plastics; Builders' Ware, Doors, Windows And Their Frames And Thresholds I	3.130	2.760	4.593	4.598
	392530	Plastics; Builders' Ware, Shutters, Blinds (including Venetian Blinds) And Sim	31		2	
	392590	Plastics; Builders' Ware, N.e.c. Or Included In Heading No. 3925	1.409	100	8.090	147
	392610	Plastics; Office Or School Supplies	156.711	247.993	555.799	1.051.042
	392620	Plastics; Articles Of Apparel And Clothing Accessories (including Gloves, Mitt	238.545	124.516	1.960.286	2.585.308
	392630	Plastics; Fittings For Furniture, Coachwork Or The Like	218	825	2.548	7.393
	392640	Plastics; Statuettes And Other Ornamental Articles	20.093	34.630	113.681	187.523
	392690	Plastics; Other Articles N.e.c. In Chapter 39	207.951	313.230	1.509.145	3.048.687
	400110	Rubber; Natural Rubber Latex, Whether Or Not Pre-vulcanised, In Primary Fo	0		150	
	400121	Rubber; Natural (excluding Latex), In Smoked Sheets	16.061.778	14.840.010	23.028.046	31.992.328
	400122	Rubber; Technically Specified Natural Rubber (tsnr), In Primary Forms Or In F	8.124.480	7.096.320	10.304.860	12.461.785
	400129	Rubber; Natural (excluding Latex, Technically Specified Natural Rubber And Smoked Sheets), I		43		1.597
	400219	Rubber; Synthetic, Styrene-butadiene Rubber (sbr) And Carboxylated Styren	2.751	4.376	187.604	378.198
	400220	Rubber; Synthetic, Butadiene Rubber (br), In Primary Forms Or In Plates, She	3.870	2.517	10.040	58.910
	400299	Rubber; Synthetic, N.e.c. In Heading 4002, (other Than Latex), In Primary For	1	5	1	102
	400300	Rubber; Reclaimed Rubber, In Primary Forms Or In Plates, Sheets Or Strip	1.262.700	1.573.440	763.800	983.088
	400510	Rubber; Unvulcanised, Compounded With Carbon Black Or Silica, In Primary	4.677	1	4.678	64
	400690	Rubber; Unvulcanised, Other Than Camel Back Strips For Retreading Rubber	12	14	45	257
	400811	Rubber; Vulcanised (other Than Hard Rubber), In Plates, Sheets And Strip Of	570	45	24	2.245
	400819	Rubber; Vulcanised (other Than Hard Rubber), Cellular Rubber, (other Than In Plates, Sheets (		119		792
	400821	Rubber; Vulcanised (other Than Hard Rubber), In Plates, Sheets And Strip, O	13.760	28.250	4.208	10.330
	400829	Rubber; Vulcanised (other Than Hard Rubber), Non-cellular Rubber, In Form	22.680	26.401	10.858	6.686
	400911	Rubber; Vulcanised (other Than Hard Rubber), Tubing, Piping And Hoses, No	63	342	1.632	3.549
	400932	Rubber; Vulcanised (other Than Hard Rubber), Tubing, Piping And Hoses, Re	25		92	
	401011	Rubber; Vulcanised, Conveyor Belts Or Belting, Reinforced Only With Metal		205		695
	401019	Rubber; Vulcanised, Conveyor Belts Or Belting, (reinforced With Other Than	1		1	
	401039	Rubber; Vulcanised, Conveyor Or Transmission Belts Or Belting, N.e.c. In Hea	600.000	680.042	192.000	218.127
	401110	Rubber; New Pneumatic Tyres, Of A Kind Used On Motor Cars (including Stat	57.524	69.545	247.949	335.915
	401150	Rubber; New Pneumatic Tyres, Of A Kind Used On Bicycles	32.346	7.538	123.484	19.027
	401190	Rubber; New Pneumatic Tyres, Of A Kind Used On Light Commercial Vehicles	5.888		11.763	
	401219	Retreaded Tyres; Other Than Of A Kind Used On Motor Cars (including Station Wagons And Ra		138		980
	401290	Rubber; Tyres N.e.c. In Heading No. 4012	12	25	257	639
	401310	Rubber; Inner Tubes, Of A Kind Used On Motorcars (including Station Wagons And Racing Car		143		1.235
	401320	Rubber; Inner Tubes, Of A Kind Used On Bicycles		874		13.390
	401519	Rubber; Vulcanised (other Than Hard Rubber), Gloves, Mittens And Mitts Ot	1.500	108.560	9.750	1.670.201
	401590	Rubber; Vulcanised (other Than Hard Rubber), Articles Of Apparel And Cloth	1.171	19	33.753	470
	401610	Rubber; Vulcanised (other Than Hard Rubber), Moulded Rubber Mats And M	837	4.738	3.987	62.797
	401691	Rubber; Vulcanised (other Than Hard Rubber), Floor Coverings And Mats, Of Non-cellular Rub		3		16
	401693	Rubber; Vulcanised (other Than Hard Rubber), Gaskets, Washers And Other	7	20	1.373	388
	401699	Rubber; Vulcanised (other Than Hard Rubber), Articles N.e.c. In Heading No.	12.390	25.191	83.000	149.599
	401700	Rubber; Ebonite And Other Hard Rubbers In All Forms, Including Waste And	8.790	14.568	11.180	11.512
	410190	Hides And Skins; Other Than Whole, But Including Butts, Bends And Bellies, (	4	44	34	385

https://www.bps.go.id

Tabel 2. Ekspor Provinsi Asal Barang Dirinci Menurut Kode HS6 Digit, 2020—2021

Provinsi Asal	Kode HS 6	Deskripsi HS 6 Digit	Berat Bersih (Kg)		Nilai FOB (US$)	
			2020	2021	2020	2021
(1)	(2)	(3)	(4)	(5)	(6)	(7)
Jawa Tengah						
	410390	Hides And Skins; Raw, Of Animals N.e.c. In This Chapter, Fresh, Salted, Dried	288	48	1.433	252
	410419	Tanned Or Crust Hides And Skins; Bovine Or Equine, Without Hair On, In The	94		1.056	
	410441	Tanned Or Crust Hides And Skins; Bovine Or Equine, Without Hair On, In The Dry State (crust),		37		1.848
	410530	Tanned Or Crust Skins; Of Sheep Or Lambs, Without Wool On, Whether Or N	236	1.039	4.850	20.134
	410622	Tanned Or Crust Hides And Skins; Of Goats Or Kids, Without Hair On, Whether Or Not Split, Bu		72		5.610
	410632	Tanned Or Crust Hides And Skins; Of Swine, Without Hair On, Whether Or Not Split, But Not F		1.764		56.665
	410640	Tanned Or Crust Hides And Skins; Of Reptiles, Whether Or Not Split, But Not	216		63.068	
	410712	Leather; Further Prepared After Tanning Or Crusting, Including Parchment-dressed Leather, O		32		1.475
	410719	Leather; Further Prepared After Tanning Or Crusting, Including Parchment-d	347	886	10.463	27.325
	410792	Leather; Further Prepared After Tanning Or Crusting, Including Parchment-d	2.208	44	28.180	1.094
	410799	Leather; Further Prepared After Tanning Or Crusting, Incl. Parchment-dresse	2.268	716	45.524	36.922
	411200	Leather; Further Prepared After Tanning Or Crusting, Including Parchment D	1.119	1.166	60.166	44.864
	411310	Leather; Further Prepared After Tanning Or Crusting, Including Parchment-d	11.772	15.516	479.625	555.768
	411320	Leather; Further Prepared After Tanning Or Crusting, Including Parchment-d	6		92	
	411390	Leather; Further Prepared After Tanning Or Crusting, Including Parchment-d	3	14.159	42	21.129
	411510	Leather; Composition Leather With A Basis Of Leather Or Leather Fibre, In Sl	8	3	88	6
	420100	Saddlery And Harness; For Any Animal (including Traces, Leads, Knee Pads, N	28.307	42.416	443.790	664.806
	420211	Cases And Containers; Trunks, Suit-cases, Vanity-cases, Executive-cases, Brie	979	597	2.993	9.857
	420212	Cases And Containers; Trunks, Suit-cases, Vanity-cases, Executive-cases, Brie	865.867	1.752.652	7.059.745	13.124.663
	420219	Cases And Containers; Trunks, Suit-cases, Vanity-cases, Executive-cases, Brie	331	60	5.166	2.813
	420221	Cases And Containers; Handbags (whether Or Not With Shoulder Strap And	119.183	122.197	3.987.115	4.576.444
	420222	Cases And Containers; Handbags (whether Or Not With Shoulder Strap And	2.811.274	6.491.454	35.868.990	80.748.119
	420229	Cases And Containers; Handbags (whether Or Not With Shoulder Strap And	41.985	279.294	583.116	2.859.713
	420231	Cases And Containers; Of A Kind Normally Carried In The Pocket Or In The Ha	29.916	52.381	1.981.079	3.492.059
	420232	Cases And Containers; Of A Kind Normally Carried In The Pocket Or In The Ha	23.953	108.776	1.103.744	4.698.833
	420239	Cases And Containers; Of A Kind Normally Carried In The Pocket Or In The Ha	215	1.803	5.024	99.791
	420291	Cases And Containers; N.e.c. In Heading 4202, With Outer Surface Of Leathe	272.929	552.506	8.845.739	18.038.519
	420292	Cases And Containers; N.e.c. In Heading 4202, With Outer Surface Of Sheetir	13.800.382	19.892.278	212.877.689	312.247.170
	420299	Cases And Containers; N.e.c. In Heading 4202, Of Vulcanised Fibre Or Of Pap	3.918	149.614	356.685	302.916
	420310	Apparel; Articles Of Apparel, Of Leather Or Of Composition Leather	93.712	480.923	3.360.429	24.899.595
	420321	Clothing Accessories; Gloves, Mittens And Mitts, Specially Designed For Use	412.162	560.937	28.240.710	38.585.200
	420329	Clothing Accessories; Gloves, Mittens And Mitts, N.e.c. In Heading No. 4203,	58.161	71.238	2.251.940	2.998.965
	420330	Clothing Accessories; Belts And Bandoliers, Of Leather Or Of Composition Le	317	3	7.085	21
	420340	Clothing Accessories; Of Leather Or Of Composition Leather, N.e.c. In Headir	851	509	69.433	1.810
	420500	Leather Articles; N.e.c. In Chapter 42, Of Leather Or Composition Leather	5.041	6.771	157.532	187.675
	430219	Furskins; Tanned Or Dressed, Whole, With Or Without Head, Tail Or Paws, N	3.094	1.722	12.741	8.293
	430390	Furskin Articles; Other Than Apparel And Clothing Accessories		14		590
	430400	Fur, Artificial; Articles Thereof		114		260
	440112	Wood; For Fuel, In Logs, In Billets, In Twigs, In Faggots Or Similar Forms, Whe	183.342	28.100	71.653	9.709
	440121	Wood; For Fuel, In Chips Or Particles, Coniferous, Whether Or Not Agglomer	25.445	83.858	22.640	10.771
	440122	Wood; For Fuel, In Chips Or Particles, Non-coniferous, Whether Or Not Agglo	1	43.195	5	11.100
	440131	Wood; For Fuel, Sawdust And Wood Waste And Scrap, Agglomerated In Logs	51.406.467	47.122.153	4.559.941	3.990.960
	440139	Wood; For Fuel, Sawdust And Wood Waste And Scrap, Agglomerated In Logs, Briquettes, Pelle		46.000		2.760
	440210	Wood; Charcoal Of Bamboo (including Shell Or Nut Charcoal), Whether Or N	4.858	2.350	16.094	8.431
	440290	Wood; Charcoal Of Wood Other Than Bamboo (including Shell Or Nut Charco	64.622.001	80.289.192	58.279.380	72.954.909
	440420	Wood; Non-coniferous, Split Poles, Piles, Pickets, Stakes, Pointed But Not Sa	529.377	784.540	215.075	281.794
	440500	Wood; Wood Wool And Wood Flour	1.024.310	244.805	755.962	228.116
	440711	Wood; Coniferous Species, Of Pine (pinus Spp.), Sawn Or Chipped Lengthwis	154.660	75.360	285.093	137.670
	440721	Wood, Tropical; As Specified In Subheading Note 2 To This Chapter, Mahoga	369.809	322.176	371.152	322.867
	440722	Wood, Tropical; Virola, Imbuia And Balsa, Sawn Or Chipped Lengthwise, Slice	1.716.434	104.970	3.076.082	365.692
	440725	Wood, Tropical; Dark Red Meranti, Light Red Meranti And Meranti Bakau, Sa	57.322	21.025	74.022	33.863
	440726	Wood, Tropical; White Lauan, White Meranti, White Seraya, Yellow Meranti	2.700	7.364	2.115	9.967
	440729	Wood, Tropical, N.e.c. In Item No. 4407.2, Sawn Or Chipped Lengthwise, Slic	2.286.584	2.755.069	2.149.456	2.659.210
	440791	Wood; Oak (quercus Spp.), Sawn Or Chipped Lengthwise, Sliced Or Peeled, W	11.373		22.794	
	440792	Wood; Beech (fagus Spp.), Sawn Or Chipped Lengthwise, Sliced Or Peeled, W	3.900	7.000	11.865	22.751
	440793	Wood; Maple (acer Spp.), Sawn Or Chipped Lengthwise, Sliced Or Peeled, W	13.724		11.751	
	440797	Wood; Of Poplar And Aspen (populus Spp.), Sawn Or Chipped Lengthwise, Sl	63.055	78.324	142.993	187.609
	440799	Wood; Sawn Or Chipped Lengthwise, Sliced Or Peeled, Of A Thickness Excee	305.786	9.085	262.546	23.446
	440810	Wood; Coniferous, Sheets For Veneering (including Those Obtained By Slicin	2.825.557	216.586	2.622.059	276.252
	440839	Wood, Of Tropical Wood; As In Subheading Note 2 To This Chapter, N.e.c. In	23.101.236	41.162.905	19.929.478	39.828.016

https://jateng.bps.go.id

Tabel 2. Ekspor Provinsi Asal Barang Dirinci Menurut Kode HS6 Digit, 2020—2021

Provinsi Asal	Kode HS 6	Deskripsi HS 6 Digit	Berat Bersih (Kg)		Nilai FOB (US$)	
			2020	2021	2020	2021
(1)	(2)	(3)	(4)	(5)	(6)	(7)
Jawa Tengah						
	440890	Wood; N.e.c. In Heading No. 4408, Sheets For Veneer Or Plywood, Other Wc	6.531.189	8.200.782	7.677.780	11.470.074
	440910	Wood; Coniferous (including Unassembled Strips And Friezes For Parquet Flc	2.047.184	2.087.685	7.334.007	7.856.314
	440921	Wood; Bamboo (including Unassembled Strips And Friezes For Parquet Floor	304	418	3.346	2.292
	440922	Wood; Tropical (including Unassembled Strips And Friezes For Parquet Floor	92.189.554	101.770.393	104.788.484	130.434.181
	440929	Wood; Non-coniferous, Other Than Bamboo Or Tropical Wood, (including Ur	441.540	363.585	1.871.647	1.507.015
	441011	Particle Board Of Wood, Whether Or Not Agglomerated With Resins Or Othe	3.765.907	6.632.611	1.390.713	2.460.826
	441090	Particle Board, Oriented Strand Board (osb) And Similar Board Of Ligneous M	2	2.745	0	2.274
	441112	Medium Density Fibreboard (mdf), Of A Thickness Not Exceeding 5 Mm	2	5	1.416	1.140
	441113	Medium Density Fibreboard (mdf), Of A Thickness Exceeding 5 Mm But Not Exceeding 9 Mm		1.932		6.155
	441114	Medium Density Fibreboard (mdf), Of A Thickness Exceeding 9 Mm	25.216	107	17.759	839
	441193	Fibreboard (other Than Mdf) Of A Density Exceeding 0.5g/cm3 But Not 0.8g/	16.193	18.500	70.220	82.500
	441210	Plywood, Veneered Panels And Similar Laminated Wood; Of Bamboo	63.475	164.105	48.389	96.005
	441231	Plywood; Consisting Only Of Sheets Of Wood (not Bamboo), Each Ply 6mm C	239.353.045	298.438.311	214.772.827	313.454.945
	441233	Plywood; With Sheets Of Wood Only; Not Bamboo; Each Ply 6mm Or Less, W	42.744.247	100.956.555	47.797.837	110.310.706
	441234	Plywood; Consisting Only Of Sheets Of Wood (not Bamboo), Each Ply 6mm C	1.115.189	522.465	1.040.459	556.988
	441239	Plywood; Consisting Only Of Sheets Of Wood (not Bamboo), Each Ply 6mm C	2.373.676	2.567.551	2.285.349	2.575.041
	441299	Plywood, Veneered Panels And Similar Laminated Wood (other Than Blockbc	11.256.484	13.556.420	11.722.869	15.375.069
	441300	Wood; Densified Wood, In Blocks, Plates, Strips Or Profile Shapes	14.537	3.648	51.816	16.454
	441510	Wood; Cases, Boxes, Crates, Drums, Similar Packings And Cable-drums	950.149	911.778	3.306.108	2.589.453
	441520	Wood; Pallets, Box Pallets And Other Load Boards; Pallet Collars	64.901	108.181	66.520	67.008
	441600	Wood; Casks, Barrels, Vats, Tubs And Other Coopers' Products And Parts The	40.099	19.210	118.344	75.172
	441700	Wood; Tools, Tool Bodies, Tool Handles, Broom Or Brush Bodies And Handle	67.687	63.122	224.644	203.622
	441850	Wood; Shingles And Shakes	21.600		9.135	
	441873	Wood; Assembled Flooring Panels, Of Bamboo Or With At Least The Top Lay	15.000	66	563	240
	441874	Wood; Assembled Flooring Panels, Not Of Bamboo Or With At Least The Top	18.758	22.744	126.029	130.566
	441875	Wood; Assembled Flooring Panels, Not Of Bamboo Or With At Least The Top	9.915.991	13.366.575	26.335.012	35.340.259
	441879	Wood; Assembled Flooring Panels, N.e.c In Headings 4418.73, 4418.74 Or 44	3.614.393	3.759.939	7.945.445	9.160.257
	441891	Wood; Builders' Joinery And Carpentry Of Wood N.e.c. In Heading No. 4418,	79	5.781	394	8.896
	441899	Wood; Builders' Joinery And Carpentry Of Wood N.e.c. In Heading No. 4418,	11.711.017	13.487.966	21.777.234	26.062.107
	441911	Tableware And Kitchenware, Of Wood; Of Bamboo, Bread Boards, Chopping	39.027	106.810	117.285	301.361
	441912	Tableware And Kitchenware, Of Wood; Of Bamboo, Chopsticks	74.198	8.934	67.536	8.010
	441919	Tableware And Kitchenware, Of Wood; Of Bamboo, N.e.c. In Heading 4419	3.019	27.142	21.094	203.325
	441990	Tableware And Kitchenware, Of Wood; Not Of Bamboo	7.445.657	8.246.407	18.245.489	20.985.830
	442090	Wood; Marquetry And Inlaid Wood, Caskets And Cases For Jewellery Or Cutl	292.894	626.176	2.517.680	3.159.410
	442110	Wood; Clothes Hangers	8.735	13.275	42.459	39.248
	442191	Wood; Of Bamboo, Articles N.e.c. In Heading No. 4414 To 4420 (excluding Cl	10.085	46.915	26.000	130.203
	442199	Wood; Not Of Bamboo, Articles N.e.c. In Heading No. 4414 To 4420 (excludir	287.796.848	302.369.227	148.833.141	180.557.764
	450310	Cork; Corks And Stoppers, Of Natural Cork	0		0	
	450390	Cork; Articles Of Natural Cork Other Than Corks And Stoppers		25		16
	450490	Cork; Articles Of Agglomerated Cork (with Or Without A Binding Substance),	5	98	2	2.200
	460121	Plaiting Materials, Plaits And Similar Products Of Plaiting Materials; Mats, Ma	38.579	7.347	148.810	38.489
	460122	Plaiting Materials, Plaits And Similar Products Of Plaiting Materials; Mats, Ma	49.300	55.867	251.879	369.674
	460129	Plaiting Materials, Plaits And Similar Products Of Plaiting Materials; Mats, Ma	117.469	39.881	613.132	280.140
	460192	Plaiting Materials, Plaits And Similar Products Of Plaiting Materials; (not Mat	198.656	192.962	125.297	153.745
	460193	Plaiting Materials, Plaits And Similar Products Of Plaiting Materials; (not Mat	3.174	1.627	10.285	26.496
	460194	Plaiting Materials, Plaits And Similar Products Of Plaiting Materials; (not Mat	3.437	8.774	5.471	37.911
	460199	Plaiting Materials, Plaits And Similar Products Of Plaiting Materials; Products	45.912	10.419	313.952	27.806
	460211	Basketwork, Wickerwork And Other Articles; Of Bamboo, Made Directly To S	384.477	254.588	648.525	639.383
	460212	Basketwork, Wickerwork And Other Articles; Of Rattan, Made Directly To Sha	1.034.632	1.207.822	4.503.529	5.645.873
	460219	Basketwork, Wickerwork And Other Articles; Of Vegetable Materials (not Bar	771.030	1.160.616	3.674.065	6.852.182
	460290	Basketwork, Wickerwork And Other Articles; Of Non-vegetable Materials, M	63.168	54.960	265.642	237.287
	470329	Wood Pulp; Chemical Wood Pulp, Soda Or Sulphate, (other Than Dissolving (	17		156	
	470620	Pulp; Of Fibres Derived From Recovered (waste And Scrap) Paper Or Paperbc	3	0	16	1
	470630	Pulp; Of Bamboo	1.187	400	1.100	333
	470710	Paper Or Paperboard; Waste And Scrap, Of Unbleached Kraft Paper Or Paperboard Or Corruga		119		1.069
	470720	Paper Or Paperboard; Waste And Scrap, Paper Or Paperboard Made Mainly	133		387	
	480100	Newsprint; Made Of Fibres Obtained Essentially By A Chemi-mechanical Proc	2.383	21	3.360	31
	480220	Uncoated Paper And Paperboard (not 4801 Or 4803); Of A Kind Used As A Ba	9.209	7.733	17.527	14.152
	480254	Uncoated Paper And Paperboard (not 4801 Or 4803); Printing, Writing Or Gr	59.513	10.298	54.752	30.195
	480255	Uncoated Paper And Paperboard (not 4801 Or 4803); Printing, Writing Or Gr	49.497	32.050	108.209	70.266

https://jateng.bps.go.id

Tabel 2. Ekspor Provinsi Asal Barang Dirinci Menurut Kode HS6 Digit, 2020—2021

Provinsi Asal	Kode HS 6	Deskripsi HS 6 Digit	Berat Bersih (Kg)		Nilai FOB (US$)	
			2020	2021	2020	2021
(1)	(2)	(3)	(4)	(5)	(6)	(7)
Jawa Tengah						
	480256	Uncoated Paper And Paperboard (not 4801 Or 4803); Printing, Writing Or Gr	60.000	78.315	56.704	69.738
	480257	Uncoated Paper And Paperboard (not 4801 Or 4803); Printing, Writing Or Gr	1.459.688	500.409	8.019.150	948.244
	480258	Uncoated Paper And Paperboard (not 4801 Or 4803); Printing, Writing Or Gr	129.095	184.411	248.082	329.805
	480262	Uncoated Paper And Paperboard (not 4801 Or 4803); Over 10% By Weight C	24.515	49.686	56.760	91.745
	480269	Uncoated Paper And Paperboard (not 4801 Or 4803); Over 10% By Weight Of Mechanical Or (		15.235		22.440
	480300	Tissue, Towel, Napkin Stock Or Similar; For Household Or Sanitary Use, Cellu	11.901	107.977	76.474	233.044
	480411	Kraft Paper And Paperboard; Kraftliner, Uncoated, Unbleached, In Rolls Or S	7.950	392.953	9.257	198.504
	480421	Kraft Paper And Paperboard; Sack Kraft Paper, Uncoated, Unbleached, In Ro	472.455	2.326.188	306.034	1.475.450
	480429	Kraft Paper And Paperboard; Sack Kraft Paper, Uncoated, Bleached, In Rolls Or Sheets, Other		50.542		32.802
	480431	Kraft Paper And Paperboard; Uncoated, Unbleached, Weight 150g/m2 Or Less, In Rolls Or She		412.637		232.165
	480439	Kraft Paper And Paperboard; Uncoated, Bleached, Weight 150g/m2 Or Less, In Rolls Or Sheets		76.490		45.739
	480441	Kraft Paper And Paperboard; Uncoated, Unbleached, Weight More Than 150	326.515	573.700	178.788	367.160
	480511	Paper And Paperboard; Uncoated, Semi-chemical Fluting Paper, Rolls Or She	1.144.315	1.970.301	413.766	897.681
	480519	Paper And Paperboard; Uncoated, Fluting Paper Other Than Semi-chemical (	48.203.916	3.813.145	16.556.864	1.932.071
	480524	Paper & Paperboard; Uncoated, Testliner (recycled Linerboard), Weight 150	376.395	840.178	133.020	471.367
	480525	Paper & Paperboard; Uncoated, Testliner (recycled Linerboard), Weight Over 150g/m2, In Rol		120.025		65.271
	480530	Paper And Paperboard; Sulphite Wrapping Paper, Uncoated, In Rolls Or She	229		1.168	
	480550	Paper And Paperboard; Felt Paper And Paperboard, Uncoated, In Rolls Or Sh	2.939.915	552.835	1.309.345	373.165
	480591	Paper And Paperboard; Uncoated, Weight 150g/m2 Or Less, In Rolls Or Shee	16.190	122.752	21.233	101.184
	480592	Paper And Paperboard; Uncoated, Weight More Than 150g/m2 But Less Tha	156.907	456.662	97.578	317.386
	480593	Paper And Paperboard; Uncoated, Weight 225/m2 Or More, In Rolls Or Sheets, N.e.c. In Head		19.206		41.600
	480620	Paper; Greaseproof Papers, In Rolls Or Sheets	88.519	113.688	191.727	253.553
	480630	Paper; Tracing Papers, In Rolls Or Sheets	5.440	6.064	22.526	25.386
	480700	Paper And Paperboard; Composite (made By Sticking Layers Together With A	49.976		72.465	
	480890	Paper And Paperboard; Other Than Corrugated (with Or Without Glued Flat	16.817	17.141	26.789	29.471
	480920	Paper; Self-copy Paper, Whether Or Not Printed, In Rolls Or Sheets	171.315	214.888	251.787	296.475
	481013	Paper And Paperboard; Coated With Kaolin Or Other Inorganic Substances, F	46.656	15.598	52.779	21.754
	481019	Paper And Paperboard; Coated With Kaolin Or Other Inorganic Substances, F	3.796.405	2.906.194	7.049.985	9.423.721
	481029	Paper And Paperboard; Coated With Kaolin Or Other Inorganic Substances C	1.067.265		2.014.460	
	481039	Kraft Paper And Paperboard; Coated With Kaolin Or Other Inorganic Substar	47.817		143.451	
	481110	Paper And Paperboard; Tarred, Bituminised Or Asphalted, In Rolls Or Sheets	37.149	34.125	87.599	77.147
	481141	Paper And Paperboard; Self-adhesive, In Rolls Or Sheets, Other Than Goods	283.184	117.347	1.190.793	490.870
	481149	Paper And Paperboard; Gummed Or Adhesive Paper And Paperboard (exclu	299.833		743.303	
	481160	Paper And Paperboard; Coated Or Impregnated With Wax, Paraffin Wax, Stearin, Oil Or Glyce		1.170		20.011
	481190	Paper, Paperboard, Cellulose Wadding And Webs Of Soft Cellulose Fibres; Co	162.733	121.091	394.864	220.169
	481310	Paper, Cigarette; In The Form Of Booklets Or Tubes	1.209	860	46.506	78.136
	481320	Paper, Cigarette; In Rolls Of A Width Not Exceeding 5cm	6.465	16.822	58.055	340.151
	481390	Paper, Cigarette; (other Than In Rolls Of A Width Not Exceeding 5cm, Or In B	68.618	54.174	485.766	558.541
	481690	Paper; Carbon Paper And Other Copying Or Transfer Papers (other Than Those Of Heading No		0		4
	481710	Paper And Paperboard; Envelopes	10.282	10.154	45.423	42.870
	481730	Paper And Paperboard; Boxes, Pouches, Wallets And Writing Compendiums Containing An As		14.749		39.138
	481810	Paper Articles; Toilet Paper	3.849	7.800	8.072	9.785
	481820	Paper Articles; Handkerchiefs, Cleansing Or Facial Tissues And Towels		653		2.022
	481830	Paper Articles; Tablecloths And Serviettes, Of Paper, Cellulose Wadding Or Fibres		80		201
	481890	Paper Articles; Articles Of Paper, Cellulose Wadding Or Fibres, N.e.c. In Heading No. 4818		300		875
	481910	Paper And Paperboard; Cartons, Boxes And Cases, Of Corrugated Paper Or P	47.476	18.191	221.299	152.742
	481920	Paper And Paperboard; Folding Cartons, Boxes And Cases, Of Non-corrugate	5.737.239	5.876.149	9.420.696	9.655.519
	481930	Paper And Paperboard; Sacks And Bags Of Paper, Paperboard, Cellulose Wa	145	904	1.145	1.767
	481940	Paper And Paperboard; Sacks And Bags, Including Cones, Of Paper, Paperbo	4.774.995	4.896.817	20.329.716	16.783.043
	481950	Paper And Paperboard; Packing Containers, Including Record Sleeves, Of Pap	712	3.494	1.752	10.565
	481960	Paper And Paperboard; Box Files, Letter Trays, Storage Boxes And Similar Ar	92.821	89.062	158.293	159.888
	482010	Paper And Paperboard; Registers, Account Books, Note Books, Order Books,	1.258.399	1.477.440	2.553.954	2.793.903
	482020	Paper And Paperboard; Exercise Books	5.321.379	2.732.134	6.962.908	3.558.677
	482030	Paper And Paperboard; Binders, Folders And File Covers	1.566.521	1.871.033	2.873.771	3.360.547
	482040	Paper And Paperboard; Manifold Business Forms And Interleaved Carbon Se	2.041		10.585	
	482050	Paper And Paperboard; Albums For Samples Or For Collections	28.946	21.551	482.008	342.204
	482090	Paper Or Paperboard; Stationery N.e.c. In Heading No. 4820	127.894	290.724	1.052.238	2.162.754
	482110	Paper And Paperboard; Labels Or All Kinds, Printed	12.564	476	92.468	8.257
	482190	Paper And Paperboard; Labels Of All Kinds, Unprinted	546	51	5.018	2.730
	482210	Paper Pulp, Paper Or Paperboard; Bobbins, Spools, Cops And Similar Supports, Of A Kind Usec		26.384		25.916

https://jateng.bps.go.id

Tabel 2. Ekspor Provinsi Asal Barang Dirinci Menurut Kode HS6 Digit, 2020—2021

Provinsi Asal	Kode HS 6	Deskripsi HS 6 Digit	Berat Bersih (Kg)		Nilai FOB (US$)	
			2020	2021	2020	2021
(1)	(2)	(3)	(4)	(5)	(6)	(7)
Jawa Tengah						
	482320	Paper And Paperboard; Filter Paper And Paperboard	138.630	590.266	47.165	292.165
	482340	Paper And Paperboard; Rolls, Sheets And Dials, Printed For Self-recording Apparatus		104.124		245.606
	482390	Paper Pulp, Paper, Paperboard, Cellulose Wadding Or Webs Of Cellulose Fibı	71.769	94.945	218.722	550.188
	490110	Printed Matter; In Single Sheets, Whether Or Not Folded	70	754	160	4.914
	490191	Printed Matter; Dictionaries, Encyclopaedias And Serial Instalments Thereof	170	14	749	38
	490199	Printed Matter; Books, Brochures, Leaflets And Similar Printed Matter N.e.c.	58.259	46.225	102.820	129.806
	490290	Newspapers, Journals And Periodicals; Whether Or Not Illustrated Or Contai	411	4.103	1.452	1.101
	490300	Printed Matter; Children's Picture, Drawing Or Colouring Books	3.108	8.964	10.864	31.337
	490700	Unused Postage, Revenue Or Similar Stamps Of Current Or New Issue In The	1.272.753	2.165.313	6.274.106	12.906.666
	490810	Printed Matter; Transfers (decalcomanias), Vitrifiable	5	31	2.700	3.430
	490890	Printed Matter; Transfers (decalcomanias), Other Than Vitrifiable	7.045	6.384	1.146.775	317.364
	490900	Printed Or Illustrated Postcards; Printed Cards Bearing Personal Greetings, N	396.715	649.389	1.560.408	2.036.434
	491000	Calendars; Printed, Of Any Kind, Including Calendar Blocks	771	7.133	2.240	23.272
	491110	Printed Matter; Trade Advertising Material, Commercial Catalogues And The	5.218	15.854	52.545	154.922
	491191	Printed Matter; Pictures, Designs And Photographs, N.e.c. In Item No. 4911.:	659	2.684	2.619	27.080
	491199	Printed Matter; N.e.c. In Heading No. 4911	35.325	11.653	404.349	322.592
	500600	Silk Yarn And Yarn Spun From Silk Waste; Put Up For Retail Sale, And Silk-wo	44		35	
	500710	Silk; Woven Fabrics Of Noil Silk	8		17	
	500720	Silk; Woven Fabrics, Containing 85% Or More By Weight Of Silk Or Of Silk Waste Other Than N		13		358
	500790	Silk; Woven Fabrics N.e.c. In Heading No. 5007	1	100	7	280
	510820	Yarn; Of Fine Animal Hair, Combed, Not Put Up For Retail Sale	3		377	
	510990	Yarn; Of Wool Or Of Fine Animal Hair, Containing Less Than 85% By Weight Of Wool Or Fine A		16		25
	511120	Fabrics, Woven; Of Carded Wool Or Carded Fine Animal Hair, Containing Les	436		508	
	511130	Fabrics, Woven; Of Carded Wool Or Carded Fine Animal Hair, Containing Les	6	1	41	5
	511190	Fabrics, Woven; Of Carded Wool Or Carded Fine Animal Hair, Containing Less Than 85% By W		14		24
	511211	Fabrics, Woven; Of Combed Wool Or Combed Fine Animal Hair, Containing 8	742	4	30.690	184
	511230	Fabrics, Woven; Of Combed Wool Or Combed Fine Animal Hair, Containing L	31	21	200	1.035
	511290	Fabrics, Woven; Of Combed Wool Or Combed Fine Animal Hair, Containing Less Than 85% By		3		86
	520100	Cotton; Not Carded Or Combed	174.695	303.611	282.182	517.626
	520210	Cotton; Yarn Waste (including Thread Waste)	266.802	13	259.921	24
	520299	Cotton; Waste Other Than Garnetted Stock And Yarn (including Thread) Was	15.873		3.175	
	520300	Cotton; Carded Or Combed	397.117	131.785	422.682	460.674
	520419	Cotton; Sewing Thread, Containing Less Than 85% By Weight Of Cotton, Not	611	267	9.933	5.786
	520511	Cotton Yarn; (not Sewing Thread), Single, Of Uncombed Fibres, 85% Or More	2.000.471	1.011.326	3.333.408	2.353.410
	520512	Cotton Yarn; (not Sewing Thread), Single, Of Uncombed Fibres, 85% Or More	33.130.720	25.577.419	69.559.186	72.726.085
	520513	Cotton Yarn; (not Sewing Thread), Single, Of Uncombed Fibres, 85% Or More	6.932.046	11.834.860	16.643.539	40.678.591
	520514	Cotton Yarn; (not Sewing Thread), Single, Of Uncombed Fibres, 85% Or More	2.313.530	3.545.696	5.683.435	10.667.483
	520515	Cotton Yarn; (not Sewing Thread), Single, Of Uncombed Fibres, 85% Or More By Weight Of Co		6		11
	520522	Cotton Yarn; (not Sewing Thread), Single, Of Combed Fibres, 85% Or More B	630.917	1.206.545	1.668.714	4.116.586
	520523	Cotton Yarn; (not Sewing Thread), Single, Of Combed Fibres, 85% Or More B	939.602	3.103.677	2.694.578	11.377.327
	520524	Cotton Yarn; (not Sewing Thread), Single, Of Combed Fibres, 85% Or More B	4.727.579	6.847.565	14.351.312	25.781.993
	520527	Cotton Yarn; (not Sewing Thread), Single, Of Combed Fibres, 85% Or More By Weight Of Cottc		154.587		573.015
	520532	Cotton Yarn; (not Sewing Thread), Multiple Or Cabled, Of Uncombed Fibres,	76.043	46.775	193.235	159.211
	520534	Cotton Yarn; (not Sewing Thread), Multiple Or Cabled, Of Uncombed Fibres,	13.517		47.959	
	520542	Cotton Yarn; (not Sewing Thread), Multiple Or Cabled, Of Combed Fibres, 85	44.875		141.805	
	520543	Cotton Yarn; (not Sewing Thread), Multiple Or Cabled, Of Combed Fibres, 85	125.504	124.476	472.317	539.835
	520544	Cotton Yarn; (not Sewing Thread), Multiple Or Cabled, Of Combed Fibres, 85	296.285	517.223	1.224.454	2.607.684
	520548	Cotton Yarn; (not Sewing Thread), Multiple Or Cabled, Of Combed Fibres, 85	6		2	
	520611	Cotton Yarn; (not Sewing Thread), Single, Of Uncombed Fibres, Less Than 85	313.165	80.922	368.018	164.219
	520612	Cotton Yarn; (not Sewing Thread), Single, Of Uncombed Fibres, Less Than 85	63.124	1.835.264	119.744	5.397.022
	520613	Cotton Yarn; (not Sewing Thread), Single, Of Uncombed Fibres, Less Than 85% By Weight Of C		279.259		859.604
	520614	Cotton Yarn; (not Sewing Thread), Single, Of Uncombed Fibres, Less Than 85	19.596	104.818	46.630	311.828
	520615	Cotton Yarn; (not Sewing Thread), Single, Of Uncombed Fibres, Less Than 85	9.012	1.798.731	19.552	5.801.364
	520621	Cotton Yarn; (not Sewing Thread), Single, Of Combed Fibres, Less Than 85%	55.367	1.927.825	152.422	5.646.669
	520622	Cotton Yarn; (not Sewing Thread), Single, Of Combed Fibres, Less Than 85%	946.478	4.046.610	2.050.044	11.668.227
	520623	Cotton Yarn; (not Sewing Thread), Single, Of Combed Fibres, Less Than 85%	524.580	1.305.251	1.252.552	3.994.180
	520624	Cotton Yarn; (not Sewing Thread), Single, Of Combed Fibres, Less Than 85%	263.156	169.157	886.894	582.636
	520642	Cotton Yarn; (not Sewing Thread), Multiple Or Cabled, Of Combed Fibres, Le	298.212		739.927	
	520644	Cotton Yarn; (not Sewing Thread), Multiple Or Cabled, Of Combed Fibres, Le	477.622		1.656.127	
	520710	Cotton Yarn; (not Sewing Thread), Containing 85% Or More By Weight Of Co	18		102	

https://www.bps.go.id

Tabel 2. Ekspor Provinsi Asal Barang Dirinci Menurut Kode HS6 Digit, 2020—2021

Provinsi Asal	Kode HS 6	Deskripsi HS 6 Digit	Berat Bersih (Kg)		Nilai FOB (US$)	
			2020	2021	2020	2021
(1)	(2)	(3)	(4)	(5)	(6)	(7)
Jawa Tengah						
	520811	Fabrics, Woven; Containing 85% Or More By Weight Of Cotton, Unbleached,	695.844	543.407	3.267.227	3.082.921
	520812	Fabrics, Woven; Containing 85% Or More By Weight Of Cotton, Unbleached,	1.577.301	1.633.827	6.586.635	7.395.832
	520813	Fabrics, Woven; Containing 85% Or More By Weight Of Cotton, Unbleached,	192.429	252.764	741.917	1.042.579
	520819	Fabrics, Woven; Containing 85% Or More By Weight Of Cotton, Unbleached,	418.713	341.035	2.317.084	1.853.998
	520822	Fabrics, Woven; Containing 85% Or More By Weight Of Cotton, Bleached, Pl	5.021	309	46.290	2.236
	520823	Fabrics, Woven; Containing 85% Or More By Weight Of Cotton, Bleached, 3-thread Or 4-threa		19		253
	520829	Fabrics, Woven; Containing 85% Or More By Weight Of Cotton, Bleached, Of	48.737	19.400	94.040	83.689
	520831	Fabrics, Woven; Containing 85% Or More By Weight Of Cotton, Dyed, Plain \	23.781	22.836	222.452	192.638
	520832	Fabrics, Woven; Containing 85% Or More By Weight Of Cotton, Dyed, Plain \	31.227	39.888	107.174	153.029
	520833	Fabrics, Woven; Containing 85% Or More By Weight Of Cotton, Dyed, 3-thread Or 4-thread Tv		6.034		6.171
	520839	Fabrics, Woven; Containing 85% Or More By Weight Of Cotton, Dyed, Of We	6.079	21.976	17.690	60.078
	520841	Fabrics, Woven; Containing 85% Or More By Weight Of Cotton, Of Yarns Of [	20.082	34.276	45.141	220.818
	520842	Fabrics, Woven; Containing 85% Or More By Weight Of Cotton, Of Yarns Of [	27.861	24.374	84.191	49.516
	520843	Fabrics, Woven; Containing 85% Or More By Weight Of Cotton, Of Yarns Of [	9	92.822	74	558.502
	520849	Fabrics, Woven; Containing 85% Or More By Weight Of Cotton, Of Yarns Of [	85	1.488	761	15.946
	520851	Fabrics, Woven; Containing 85% Or More By Weight Of Cotton, Printed, Plai	121.209	3.154	563.695	20.781
	520852	Fabrics, Woven; Containing 85% Or More By Weight Of Cotton, Printed, Plai	648.800	756.315	10.903.831	12.941.232
	520859	Fabrics, Woven; Containing 85% Or More By Weight Of Cotton, Printed, Of V	52.247	20.304	650.317	193.682
	520911	Fabrics, Woven; Containing 85% Or More By Weight Of Cotton, Unbleached,	241	6	1.341	22
	520919	Fabrics, Woven; Containing 85% Or More By Weight Of Cotton, Unbleached,	386	850	2.530	9.833
	520921	Fabrics, Woven; Containing 85% Or More By Weight Of Cotton, Bleached, Pl	7.168	261.425	33.340	603.872
	520929	Fabrics, Woven; Containing 85% Or More By Weight Of Cotton, Bleached, Of	125		102	
	520931	Fabrics, Woven; Containing 85% Or More By Weight Of Cotton, Dyed, Plain \	23	1	82	2
	520932	Fabrics, Woven; Containing 85% Or More By Weight Of Cotton, Dyed, 3-thre	48.861	11.150	261.628	117.222
	520939	Fabrics, Woven; Containing 85% Or More By Weight Of Cotton, Dyed, Of We	113.703	58.479	83.224	691.052
	520942	Fabrics, Woven; Containing 85% Or More By Weight Of Cotton, Of Yarns Of [	157.328	33.556	519.955	160.661
	520951	Fabrics, Woven; Containing 85% Or More By Weight Of Cotton, Printed, Plai	9.227	1.706	186.889	34.667
	520952	Fabrics, Woven; Containing 85% Or More By Weight Of Cotton, Printed, 3-th	13.165		39.354	
	520959	Fabrics, Woven; Containing 85% Or More By Weight Of Cotton, Printed, Of V	594	6.835	1.881	21.311
	521011	Fabrics, Woven; Containing Less Than 85% By Weight Of Cotton, Mixed Mai	89.340	96.829	326.186	367.139
	521019	Fabrics, Woven; Containing Less Than 85% By Weight Of Cotton, Mixed Mai	12.983	69.851	70.156	381.327
	521021	Fabrics, Woven; Containing Less Than 85% By Weight Of Cotton, Mixed Mainly Or Solely With		18		230
	521029	Fabrics, Woven; Containing Less Than 85% By Weight Of Cotton, Mixed Mai	39		201	
	521031	Fabrics, Woven; Containing Less Than 85% By Weight Of Cotton, Mixed Mai	7.266	5.864	17.959	13.180
	521032	Fabrics, Woven; Containing Less Than 85% By Weight Of Cotton, Mixed Mainly Or Solely With		39		82
	521039	Fabrics, Woven; Containing Less Than 85% By Weight Of Cotton, Mixed Mai	1.985	718	22.897	1.557
	521041	Fabrics, Woven; Containing Less Than 85% By Weight Of Cotton, Mixed Mai	2.682	14.580	6.938	34.589
	521049	Fabrics, Woven; Containing Less Than 85% By Weight Of Cotton, Mixed Mainly Or Solely With		1		16
	521051	Fabrics, Woven; Containing Less Than 85% By Weight Of Cotton, Mixed Mai	1.610	3.431	5.943	8.700
	521059	Fabrics, Woven; Containing Less Than 85% By Weight Of Cotton, Mixed Mainly Or Solely With		0		0
	521119	Fabrics, Woven; Containing Less Than 85% By Weight Of Cotton, Mixed Mai	0	1.686	5	8.253
	521120	Fabrics, Woven; Containing Less Than 85% By Weight Of Cotton, Mixed Mai	0	0	0	0
	521131	Fabrics, Woven; Containing Less Than 85% By Weight Of Cotton, Mixed Mainly Or Solely With		266		345
	521132	Fabrics, Woven; Containing Less Than 85% By Weight Of Cotton, Mixed Mainly Or Solely With		9		18
	521139	Fabrics, Woven; Containing Less Than 85% By Weight Of Cotton, Mixed Mai	321	3.090	6.262	16.397
	521142	Fabrics, Woven; Containing Less Than 85% By Weight Of Cotton, Mixed Mai	126.772	155.834	73.663	712.536
	521143	Fabrics, Woven; Containing Less Than 85% By Weight Of Cotton, Mixed Mai	76		196	
	521149	Fabrics, Woven; Containing Less Than 85% By Weight Of Cotton, Mixed Mai	62	140	343	280
	521151	Fabrics, Woven; Containing Less Than 85% By Weight Of Cotton, Mixed Mainly Or Solely With		726		1.841
	521159	Fabrics, Woven; Containing Less Than 85% By Weight Of Cotton, Mixed Mai	1.521	661	14.848	8.309
	521211	Fabrics, Woven; Of Cotton, Unbleached, Weighing Not More Than 200g/m2,	7	102	78	1.242
	521213	Fabrics, Woven; Of Cotton, Dyed, Weighing Not More Than 200g/m2, N.e.c.	23.802	142.399	46.105	403.369
	521214	Fabrics, Woven; Of Cotton, Of Yarns Of Different Colours, Weighing Not Mor	7		140	
	521215	Fabrics, Woven; Of Cotton, Printed, Weighing Not More Than 200g/m2, N.e.	516.266	409.667	4.753.757	3.668.380
	521221	Fabrics, Woven; Of Cotton, Unbleached, Weighing More Than 200g/m2, N.e	86		202	
	530130	Flax; Tow And Waste, Including Yarn Waste And Garnetted Stock	0		1	
	530500	Coconut, Abaca (manila Hemp Or Musa Textilis Nee), Ramie And Other Vege	155.760	71.608	34.327	35.928
	530890	Yarn; Of Vegetable Textile Fibres N.e.c. In Heading No. 5306, 5307 And 5308		400		1.406
	530911	Fabrics, Woven; Of Flax, Containing 85% Or More Flax, Unbleached Or Bleac	153		603	
	530919	Fabrics, Woven; Of Flax, Containing 85% Or More Flax, Other Than Bleached	96	1.392	188	8.824

Tabel 2. Ekspor Provinsi Asal Barang Dirinci Menurut Kode HS6 Digit, 2020—2021

Provinsi Asal	Kode HS 6	Deskripsi HS 6 Digit	Berat Bersih (Kg)		Nilai FOB (US$)	
			2020	2021	2020	2021
(1)	(2)	(3)	(4)	(5)	(6)	(7)
Jawa Tengah						
	530921	Fabrics, Woven; Of Flax, Containing Less Than 85% Flax, Unbleached Or Bleached		20		31
	530929	Fabrics, Woven; Of Flax, Containing Less Than 85% Flax, Other Than Unbleac	1.986	2.254	3.625	5.081
	531100	Fabrics, Woven; Of Vegetable Textile Fibres N.e.c. In Heading No. 5309 And !	3.034		42.660	
	540110	Sewing Thread; Of Synthetic Filaments, Whether Or Not Put Up For Retail Sa	59	625	2.272	7.681
	540120	Sewing Thread; Of Artificial Filaments, Whether Or Not Put Up For Retail Sal	196	2.903	2.654	15.130
	540219	Yarn, Synthetic; Filament, Monofilament (less Than 67 Decitex), Of High Ten	2		2	
	540220	Yarn, Synthetic; Filament, Monofilament (less Than 67 Decitex), Of High Ten	47.175	24.505	91.660	137.768
	540231	Yarn, Synthetic; Filament, Monofilament (less Than 67 Decitex), Textured, O	2		8	
	540233	Yarn, Synthetic; Filament, Monofilament (less Than 67 Decitex), Textured, O	26.345.561	30.094.389	36.926.570	48.315.173
	540234	Yarn, Synthetic; Filament, Monofilament (less Than 67 Decitex), Textured, O	21.447		20.983	
	540239	Yarn, Synthetic; Filament, Monofilament (less Than 67 Decitex), Textured, O	11		8	
	540244	Yarn, Synthetic; Filament, Monofilament (less Than 67 Decitex), Other Than	4.325	16	72.821	93
	540245	Yarn, Synthetic; Filament, Monofilament (less Than 67 Decitex), Of Nylon Or	1.106	837	62.058	1.036
	540246	Yarn, Synthetic; Filament, Monofilament (less Than 67 Decitex), Of Polyester	2.658.257	1.603.294	3.190.788	2.077.926
	540247	Yarn, Synthetic; Filament, Monofilament (less Than 67 Decitex), Polyesters (r	13.049.930	16.951.005	16.705.225	25.339.260
	540248	Yarn, Synthetic; Filament, Monofilament (less Than 67 Decitex), Of Polypropylene (not High Te		54.228		123.514
	540253	Yarn, Synthetic; Filament, Monofilament (less Than 67 Decitex), Of Polypropylene (not High Te		21.947		55.525
	540261	Yarn, Synthetic; Filament, Monofilament (less Than 67 Decitex), Of Nylon Or	30.145	10.324	143.626	33.615
	540262	Yarn, Synthetic; Filament, Monofilament (less Than 67 Decitex), Of Polyester	1.969.207	2.615.834	5.630.155	7.717.216
	540331	Yarn, Artificial; Filament, Monofilament (less Than 67 Decitex), Of Viscose Rayon (not High Ter		168.074		557.705
	540332	Yarn, Artificial; Filament, Monofilament (less Than 67 Decitex), Of Viscose Rayon (not High Ter		351		389
	540341	Yarn, Artificial; Filament, Monofilament (less Than 67 Decitex), Of Viscose Rayon (not High Ter		61.100		210.520
	540349	Yarn, Artificial; Filament, Monofilament (less Than 67 Decitex), Multiple (folc	673	7	562	5
	540419	Monofilament N.e.c. In Heading No 5404; Of 67 Decitex Or More And Of Wh	1	4	21	25
	540710	Fabrics, Woven; From High Tenacity Yarn, Of Nylon, Other Polyamides Or Of	36.860	64.712	184.743	321.013
	540720	Fabrics, Woven; From Strip Or The Like, Of Synthetic Textile Materials	4.472.004	5.257.444	6.236.904	8.616.522
	540741	Fabrics, Woven; Containing 85% Or More By Weight Of Filaments Of Nylon C	100	20.932	2.526	22.242
	540742	Fabrics, Woven; Containing 85% Or More By Weight Of Filaments Of Nylon C	499	5.277	13.417	60.966
	540743	Fabrics, Woven; Containing 85% Or More By Weight Of Filaments Of Nylon Or Other Polyamid		97		206
	540744	Fabrics, Woven; Containing 85% Or More By Weight Of Filaments Of Nylon C	3.546	9.754	22.049	45.060
	540751	Fabrics, Woven; Containing 85% Or More By Weight Of Textured Polyester F	27	36	150	46
	540752	Fabrics, Woven; Containing 85% Or More By Weight Of Textured Polyester F	57.333	54.665	153.117	111.923
	540753	Fabrics, Woven; Containing 85% Or More By Weight Of Textured Polyester F	1.752	96	2	318
	540754	Fabrics, Woven; Containing 85% Or More By Weight Of Textured Polyester F	137.871	62.806	955.921	344.500
	540761	Fabrics, Woven; Containing 85% Or More By Weight Of Non-textured Polyes	9.305	28.002	25.897	82.777
	540769	Fabrics, Woven; Containing Less Than 85% By Weight Of Non-textured Polye	77.487	3.823	219.352	23.680
	540771	Fabrics, Woven; Containing 85% Or More By Weight Of Synthetic Filaments (	557.858	100.535	1.125.371	248.431
	540772	Fabrics, Woven; Containing 85% Or More By Weight Of Synthetic Filaments (	1.466	13.015	11.649	170.551
	540773	Fabrics, Woven; Containing 85% Or More By Weight Of Synthetic Filaments (	5	15	107	1.290
	540774	Fabrics, Woven; Containing 85% Or More By Weight Of Synthetic Filaments (excluding Nylon (		15.252		107.830
	540781	Fabrics, Woven; Of Synthetic Filament Yarn, Containing Less Than 85% By Weight Of Synthetic		2.188		41.140
	540782	Fabrics, Woven; Of Synthetic Filament Yarn, Containing Less Than 85% By W	4.573	2.272	107.721	3.361
	540783	Fabrics, Woven; Of Synthetic Filament Yarn, Containing Less Than 85% By Weight Of Synthetic		113		358
	540791	Fabrics, Woven; Of Synthetic Filament Yarn, Bleached Or Unbleached, N.e.c.	79	510	2.669	6.167
	540792	Fabrics, Woven; Of Synthetic Filament Yarn, Dyed, N.e.c. In Heading 5407	378		7.009	
	540793	Fabrics, Woven; Of Synthetic Filament Yarn, Of Yarns Of Different Colours, N	1.759	82	7.775	1.812
	540794	Fabrics, Woven; Of Synthetic Filament Yarn, Printed, N.e.c. In Heading No. 5	1.189	1.951	20.627	19.799
	540810	Fabrics, Woven; Of Viscose Rayon, High Tenacity, Artificial Filament Yarn	780.838	689.557	6.552.390	6.054.570
	540821	Fabrics, Woven; Of Artificial Filament Yarn, Containing 85% Or More By Weig	44.670	11.043	224.800	53.300
	540822	Fabrics, Woven; Of Artificial Filament Yarn, Containing 85% Or More By Weig	83.824	151.543	387.035	734.210
	540823	Fabrics, Woven; Containing 85% Or More By Weight Of Artificial Filament, St	2.687	3.433	4.943	7.677
	540824	Fabrics, Woven; Of Artificial Filament Yarn, Containing 85% Or More By Weig	31.103	80	152.651	160
	540832	Fabrics, Woven; Of Artificial Filament Yarn, Of Artificial Monofilament, Strip And The Like, N.e		327		527
	540833	Fabrics, Woven; Of Artificial Filament Yarn, Of Artificial Monofilament, Strip	1.560		14.167	
	550120	Fibres; Synthetic Filament Tow, Of Polyesters		118		131
	550130	Fibres; Synthetic Filament Tow, Acrylic Or Modacrylic	50	371	8.308	44.326
	550190	Fibres; Synthetic Filament Tow, Of Synthetic Materials N.e.c. In Heading No.	13	41	106	45
	550290	Fibres; Artificial Filament Tow, Other Than Cellulose Acetate		14		50
	550320	Fibres; Synthetic Staple Fibres, Of Polyesters, Not Carded, Combed Or Other	4.040.143	1.522.116	3.517.331	1.487.989
	550330	Fibres; Synthetic Staple Fibres, Acrylic Or Modacrylic, Not Carded, Combed C	118.083		84.483	

https://jateng.bps.go.id

Tabel 2. Ekspor Provinsi Asal Barang Dirinci Menurut Kode HS6 Digit, 2020—2021

Provinsi Asal	Kode HS 6	Deskripsi HS 6 Digit	Berat Bersih (Kg)		Nilai FOB (US$)	
			2020	2021	2020	2021
(1)	(2)	(3)	(4)	(5)	(6)	(7)
Jawa Tengah						
	550390	Fibres; Synthetic Staple Fibres, Of Synthetic Materials N.e.c. In Heading No. 5	30		95	
	550410	Fibres; Artificial Staple Fibres, Of Viscose, Not Carded, Combed Or Otherwise	3.855	519	63.109	581
	550490	Fibres; Artificial Staple Fibres, Other Than Of Viscose, Not Carded, Combed C	48.151	121.755	95.863	328.319
	550510	Fibres; Waste (including Noils, Yarn Waste And Garnetted Stock), Of Synthet	2	57.459	5	63.127
	550520	Fibres; Waste (including Noils, Yarn Waste And Garnetted Stock), Of Artificia	312.814	79.500	236.554	72.345
	550620	Fibres; Synthetic Staple Fibres, Of Polyesters, Carded, Combed Or Otherwise Processed For Sp		61		68
	550630	Fibres; Synthetic Staple Fibres, Acrylic Or Modacrylic, Carded, Combed Or Ot	148.916	57.712	113.901	68.210
	550690	Fibres; Synthetic Staple Fibres, N.e.c. In Heading No. 5506, Carded, Combed	389		12.859	
	550810	Sewing Thread; Of Synthetic Staple Fibres, Whether Or Not Put Up For Retail	614	304	10.918	664
	550911	Yarn; (not Sewing Thread), Single, Of Synthetic Staple Fibres, Containing 85%	70.211	11.693	126.141	31.541
	550921	Yarn; (not Sewing Thread), Single, Of Synthetic Staple Fibres, Containing 85%	38.120.596	46.140.730	56.560.747	82.703.017
	550922	Yarn; (not Sewing Thread), Multiple (folded) Or Cabled Yarn, Of Synthetic Sta	1.694.442	1.577.624	3.518.898	3.841.195
	550931	Yarn; (not Sewing Thread), Single, Of Synthetic Staple Fibres, Containing 85%	621.556	443.850	1.711.417	1.567.146
	550932	Yarn; (not Sewing Thread), Multiple (folded) Or Cabled, Of Synthetic Staple F	10.922.546	11.962.288	29.385.166	41.214.684
	550942	Yarn; (not Sewing Thread), Multiple (folded) Or Cabled Yarn, Containing 85%	184	158	6.464	2.753
	550951	Yarn; (not Sewing Thread), Of Polyester Staple Fibres, Mixed Mainly Or Solel	21.588.597	19.325.950	37.544.340	40.016.455
	550952	Yarn; (not Sewing Thread), Of Polyester Staple Fibres, Mixed Mainly Or Solel	0		0	
	550953	Yarn; (not Sewing Thread), Of Polyester Staple Fibres, Mixed Mainly Or Solel	23.659.156	40.633.103	49.493.541	105.689.649
	550961	Yarn; (not Sewing Thread), Of Acrylic Or Modacrylic Staple Fibres, Mixed Ma	366.772	463.728	1.547.146	2.061.945
	550969	Yarn; (not Sewing Thread), Of Acrylic Or Modacrylic Staple Fibres, Mixed Ma	150.769	38.851	358.481	155.369
	551011	Yarn; (not Sewing Thread), Single, Of Artificial Staple Fibres, Containing 85%	64.513.633	55.308.673	126.268.176	143.809.928
	551012	Yarn; (not Sewing Thread), Multiple (folded) Or Cabled Yarn, Of Artificial Sta	1.333.393	1.563.646	3.303.864	4.966.095
	551030	Yarn; (not Sewing Thread), Of Artificial Staple Fibres, Mixed Mainly Or Solely	210.333	291.509	686.561	1.124.604
	551090	Yarn; (not Sewing Thread), Of Artificial Staple Fibres, Mixed Mainly Or Solely	2.161.934	753.222	4.542.161	2.063.368
	551110	Yarn; (not Sewing Thread), Of Synthetic Staple Fibres, Containing 85% Or More By Weight Of S		6		11
	551120	Yarn; (not Sewing Thread), Of Synthetic Staple Fibres, Containing Less Than 8	13		12	
	551130	Yarn; (not Sewing Thread), Of Artificial Staple Fibres, Put Up For Retail Sale	26	26	154	52
	551211	Fabrics, Woven; Of Synthetic Staple Fibres, Containing 85% Or More By Weig	305.877	820.280	949.865	2.280.045
	551219	Fabrics, Woven; Of Synthetic Staple Fibres, Containing 85% Or More By Weig	43.255	203.265	66.899	528.159
	551229	Fabrics, Woven; Of Synthetic Staple Fibres, Containing 85% Or More By Weig	2.631	48	9.121	2.071
	551299	Fabrics, Woven; Of Synthetic Staple Fibres, Containing 85% Or More By Weig	948	3.234	47.172	197.781
	551311	Fabrics, Woven; Plain Weave, Of Polyester Staple Fibres, Containing Less Tha	164.064	91.352	569.533	402.254
	551312	Fabrics, Woven; 3-thread Or 4-thread Twill, Of Polyester Staple Fibres, Conta	61.411	150.766	201.316	608.136
	551313	Fabrics, Woven; Of Polyester Staple Fibres, Containing Less Than 85% By We	5.877	87	47.042	1.897
	551319	Fabrics, Woven; Containing Less Than 85% By Weight Of Synthetic Staple Fib	27	5	21	233
	551321	Fabrics, Woven; Plain Weave, Dyed, Containing Less Than 85% By Weight Of	18.538	10.997	148.385	111.222
	551323	Fabrics, Woven; Dyed, Containing Less Than 85% By Weight Of Polyester Sta	2.794	14.623	58.162	93.822
	551329	Fabrics, Woven; Dyed, Containing Less Than 85% By Weight Of Synthetic Sta	133	12.262	337	25.977
	551331	Fabrics, Woven; Plain Weave, Of Yarns Of Different Colours, Containing Less	2.203	383	24.088	8.466
	551339	Fabrics, Woven; Of Yarns Of Different Colours, Containing Less Than 85% Of	33	202	202	2.231
	551341	Fabrics, Woven; Plain Weave, Printed, Of Polyester Staple Fibres, Containing	120	14.889	1.461	34.235
	551411	Fabrics, Woven; Plain Weave, Unbleached Or Bleached, Containing Less Tha	74.463	64.325	229.553	206.155
	551412	Fabrics, Woven; 3- Or 4-thread Twill, Including Cross Twill, Unbleached Or Bl	70.287	187.416	217.903	603.659
	551419	Fabrics, Woven; Unbleached Or Bleached, Containing Less Than 85% By Weight Of Synthetic S		107.877		143.630
	551421	Fabrics, Woven; Plain Weave, Dyed, Containing Less Than 85% By Weight Of Polyester Staple		6.434		8.364
	551422	Fabrics, Woven; 3- Or 4-thread Twill, Including Cross Twill, Dyed, Containing Less Than 85% By		185		252
	551423	Fabrics, Woven; Dyed, Containing Less Than 85% By Weight Of Polyester Sta	296	0	25.944	2
	551429	Fabrics, Woven; Dyed, Containing Less Than 85% By Weight Of Synthetic Staple Fibres (other		1		5
	551430	Fabrics, Woven; Of Yarns Of Different Colours, Containing Less Than 85% By	395	263	5.704	3.937
	551511	Fabrics, Woven; Of Polyester Staple Fibres N.e.c. In Chapter 55, Mixed Mainl	50.024	52.653	239.175	163.263
	551512	Fabrics, Woven; Of Polyester Staple Fibres N.e.c. In Chapter 55, Mixed Mainl	465.599	171.653	2.260.544	946.542
	551513	Fabrics, Woven; Of Polyester Staple Fibres N.e.c. In Chapter 55, Mixed Mainl	14	243	399	4.455
	551519	Fabrics, Woven; Of Polyester Staple Fibres N.e.c. In Chapter 55, Mixed Mainl	102.895	51.049	668.413	357.740
	551521	Fabrics, Woven; Of Acrylic Or Modacrylic Staple Fibres N.e.c. In Chapter 55, I	2.232		19.126	
	551591	Fabrics, Woven; Of Synthetic Staple Fibres N.e.c. In Chapter 55, Mixed Mainly Or Solely With M		867		666
	551599	Fabrics, Woven; Of Synthetic Staple Fibres N.e.c. In Chapter 55, Mixed Mainl	80	137	408	331
	551611	Fabrics, Woven; Unbleached Or Bleached, Containing 85% Or More By Weigl	2.373.092	1.166.190	9.929.523	6.249.225
	551612	Fabrics, Woven; Dyed, Containing 85% Or More By Weight Of Artificial Staple	192.906	417.213	893.279	1.886.490
	551613	Fabrics, Woven; Of Yarns Of Different Colours, Containing 85% Or More By V	13	40	5	36
	551614	Fabrics, Woven; Printed, Containing 85% Or More By Weight Of Artificial Sta	47.338	51.435	329.030	137.677

https://jateng.bps.go.id

Tabel 2. Ekspor Provinsi Asal Barang Dirinci Menurut Kode HS6 Digit, 2020—2021

Provinsi Asal	Kode HS 6	Deskripsi HS 6 Digit	Berat Bersih (Kg)		Nilai FOB (US$)	
			2020	2021	2020	2021
(1)	(2)	(3)	(4)	(5)	(6)	(7)
Jawa Tengah						
	551621	Fabrics, Woven; Unbleached Or Bleached, Containing Less Than 85% By Wei	6	588	184	2.308
	551622	Fabrics, Woven; Dyed, Containing Less Than 85% By Weight Of Artificial Stap	452	1.871	1.046	5.076
	551623	Fabrics, Woven; Of Yarns Of Different Colours, Containing Less Than 85% By Weight Of Artifici		422		708
	551624	Fabrics, Woven; Printed, Containing Less Than 85% By Weight Of Artificial Staple Fibres, Mixe		148		289
	551644	Fabrics, Woven; Printed, Containing Less Than 85% By Weight Of Artificial St	1.800		15.085	
	551691	Fabrics, Woven; Unbleached Or Bleached, Of Artificial Staple Fibres, N.e.c. In Heading No. 551		37		107
	551692	Fabrics, Woven; Dyed, Of Artificial Staple Fibres, N.e.c. In Heading No. 5516	717		29.262	
	551693	Fabrics, Woven; Of Yarns Of Different Colours, Of Artificial Staple Fibres, N.e.c. In Heading No.		91		173
	551694	Fabrics, Woven; Printed, Of Artificial Staple Fibres, N.e.c. In Heading No. 5516		11		319
	560121	Wadding; Other Articles Thereof, Of Cotton	13	2	65	3
	560122	Wadding; Other Articles Thereof, Of Man-made Fibres	92.225	49.657	456.033	272.003
	560129	Wadding; Other Articles Thereof, Other Than Of Cotton Or Man-made Fibres		2		20
	560210	Felt; Needleloom Felt And Stitch-bonded Fibre Fabrics, Whether Or Not Impregnated, Coated,		83		1.548
	560221	Felt; Of Wool Or Fine Animal Hair (excluding Needleloom Felt Or Stitch-bonded Fibre Fabrics),		0		30
	560229	Felt; Of Textile Materials Other Than Wool Or Fine Animal Hair (excluding Ne	2		44	
	560311	Nonwovens; Whether Or Not Impregnated, Coated, Covered Or Laminated,	36		438	
	560312	Nonwovens; Whether Or Not Impregnated, Coated, Covered Or Laminated, Of Man-made Fila		1		0
	560313	Nonwovens; Whether Or Not Impregnated, Coated, Covered Or Laminated,	1.372	11	7.016	27
	560314	Nonwovens; Whether Or Not Impregnated, Coated, Covered Or Laminated,	71.270	222.350	217.625	794.307
	560392	Nonwovens; Whether Or Not Impregnated, Coated, Covered Or Laminated,	296	122	2.716	639
	560393	Nonwovens; Whether Or Not Impregnated, Coated, Covered Or Laminated,	169	858	5.475	17.126
	560394	Nonwovens; Whether Or Not Impregnated, Coated, Covered Or Laminated,	7		20	
	560410	Rubber Thread And Cord; Textile Covered	34	611	1.439	12.559
	560490	Yarn; Textile Yarn, Strip, And The Like Of Heading No. 5404 Or 5405, Impreg	1.608	2.121	24.043	23.477
	560500	Yarn; Metallised, Whether Or Not Gimped, Of Textile Yarn, Or Strip Or The Li	1.939		6.398	
	560600	Yarn And Strip And The Like Of Heading No. 5404 Or 5405; Gimped, (other T	0		2	
	560721	Twine; Binder Or Baler Twine, Of Sisal Or Other Textile Fibres Of The Genus	1		4	
	560729	Twine, Cordage, Ropes, Cables; Of Sisal Or Other Textile Fibres Of The Genus	17.218	389	286.411	6.484
	560741	Twine; Binder Or Baler Twine, Of Polyethylene Or Polypropylene	3	3	36	36
	560749	Twine, Cordage, Ropes, Cables; Of Polyethylene Or Polypropylene (excluding	536.759	1.164.974	1.423.090	4.181.542
	560750	Twine, Cordage, Ropes, Cables; Of Synthetic Fibres Other Than Polyethylene	68.887	112.959	235.684	399.177
	560790	Twine, Cordage, Ropes, Cables; Of Materials N.e.c. In Heading No. 5607, Wh	149.382	37.488	183.201	128.219
	560811	Twine, Cordage Or Rope; Fishing Nets, Made Up, Of Man Made Textile Mate	152.819	268.875	796.147	1.457.880
	560819	Twine, Cordage Or Rope; Knotted Netting, For Other Than Fishing, Of Man-made Textile Mate		576		20.766
	560900	Yarn; Articles Of Yarn, Strip Or The Like Of Heading No. 5404 And 5405, Twir	290.187	673.389	1.186.411	2.821.213
	570110	Carpets And Other Textile Floor Coverings; Knotted, Of Wool Or Fine Animal	1.107	3.928	3.278	31.975
	570190	Carpets And Other Textile Floor Coverings; Knotted, Of Textile Materials (oth	426	3.090	2.612	17.332
	570220	Carpets And Other Textile Floor Coverings; Woven, (not Tufted Or Flocked),	27.027	14.876	23.018	9.704
	570231	Carpets And Other Textile Floor Coverings; Woven, (not Tufted Or Flocked), Of Wool Or Fine A		1		173
	570239	Carpets And Other Textile Floor Coverings; Woven, (not Tufted Or Flocked), Of Textile Materia		2.825		885
	570242	Carpets And Other Textile Floor Coverings; Woven, (not Tufted Or Flocked), Of Man-made Tex		246		369
	570249	Carpets And Other Textile Floor Coverings; Woven, (not Tufted Or Flocked),	4.638	4.369	42.865	40.673
	570250	Carpets And Other Textile Floor Coverings; Woven, (not Tufted Or Flocked), Not Of Pile Constr		39		50
	570292	Carpets And Other Textile Floor Coverings; Woven, (not Tufted Or Flocked), Of Man-made Tex		88		490
	570310	Carpets And Other Textile Floor Coverings; Tufted, Of Wool Or Fine Animal H	1.960	100	1.712	900
	570390	Carpets And Other Textile Floor Coverings; Tufted, Of Textile Materials (othe	3.665	6.651	3.038	7.443
	570490	Carpets And Other Textile Floor Coverings; Of Felt, (not Tufted Or Flocked), In The Piece, Whe		70		60
	570500	Carpets And Other Textile Floor Coverings; N.e.c. In Chapter 57, Whether Or	170	3.565	2.501	28.982
	580110	Fabrics; Woven Pile, Of Wool Or Fine Animal Hair, Other Than Fabrics Of Hea	1.450	5	13.711	1.186
	580122	Fabrics; Woven Pile, Of Cotton, Cut Corduroy, Other Than Fabrics Of Heading	33		31	
	580127	Fabrics; Woven Pile, Of Cotton, Warp Pile Fabrics, Other Than Fabrics Of Hea	1.066	39	2.070	580
	580190	Fabrics; Woven Pile And Chenille, Of Textile Materials N.e.c. In Heading No. 5801, Other Than		1		0
	580230	Fabrics; Tufted Textile Fabrics, Excluding Products Of Heading No. 5703	255	176	1.005	394
	580300	Gauze; Other Than Narrow Fabrics Of Heading No. 5806	459.659	376.432	1.311.562	1.278.765
	580410	Tulles And Other Net Fabrics; Excluding Woven, Knitted Or Crocheted Fabric	42	3.511	1.441	49.717
	580421	Lace; Mechanically Made, Of Man-made Fibres In The Piece, In Strips Or In M	3.771	1	10.648	4
	580429	Lace; Mechanically Made, Of Textile Materials, (other Than Man-made Fibre	19	472	6	1.383
	580430	Lace; Hand-made, In The Piece, In Strips Or Motifs, (other Than Fabrics Of He	1	361	1	7
	580500	Tapestries; Hand-woven, (gobelins, Flanders, Aubusson, Beauvais And The Like) And Needle-w		9		20
	580610	Fabrics; Woven Pile (including Terry Towelling And Similar Terry Fabrics) And	79	20	5.482	3.264

https://jateng.bps.go.id

Tabel 2. Ekspor Provinsi Asal Barang Dirinci Menurut Kode HS6 Digit, 2020—2021

Provinsi Asal	Kode HS 6	Deskripsi HS 6 Digit	Berat Bersih (Kg)		Nilai FOB (US$)	
			2020	2021	2020	2021
(1)	(2)	(3)	(4)	(5)	(6)	(7)
Jawa Tengah						
	580620	Fabrics; Narrow (excluding Pile Fabrics), Containing By Weight 5% Or More C	8.574	5.644	58.425	69.475
	580631	Fabrics; Narrow Woven Fabrics, N.e.c. In Heading No. 5806, Of Cotton (exclu	65	9	1.972	86
	580632	Fabrics, Narrow Woven Fabrics, N.e.c. In Heading No. 5806, Of Man-made Fi	37.645	48.861	62.117	86.455
	580639	Fabrics; Narrow Woven Fabrics, N.e.c. In Heading No. 5806, Of Textile Mater	150	25	8.405	485
	580640	Fabrics; Narrow Woven, Consisting Of Warp Without Weft, Assembled By Means Of An Adhes		166		4.177
	580710	Labels, Badges And Similar Articles; Woven, Of Textile Materials, In The Piec	391	1.085	23.763	50.804
	580790	Labels, Badges And Similar Articles; (other Than Woven), Of Textile Materials	1.311	1.528	40.699	53.225
	580810	Braids; In The Piece	2	51	56	193
	580890	Ornamental Trimmings; Tassels, Pompons And Similar Articles; Ornamental	64	153	4.887	4.674
	580900	Fabrics, Woven; Of Metal Thread And Metallised Yarn Of Heading No. 5605,	201		1.248	
	581010	Embroidery; Without Visible Ground, In The Piece, In Strips Or In Motifs	1		23	
	581091	Embroidery; With Visible Ground, Of Cotton, In The Piece, In Strips Or In Motifs		2		50
	581092	Embroidery; With Visible Ground, Of Man-made Fibres, In The Piece, In Strip	53		3.665	
	581099	Embroidery; With Visible Ground, Of Textile Materials (other Than Cotton Ar	224	3	6.942	649
	581100	Quilted Textile Products; In The Piece, Composed Of One Or More Layers Of	45	59	1.216	550
	590110	Textile Fabrics; Coated With Gum Or Amylaceous Substances, Of A Kind Use	238	64	1.732	3.227
	590190	Textile Fabrics; Coated With Gum Or Amylaceous Substances, Tracing Cloth,	1.728	6.574	19.944	59.909
	590210	Textile Fabrics; Tyrecord Of High Tenacity Yarn Of Nylon Or Other Polyamides		7		980
	590220	Textile Fabrics; Tyrecord Of High Tenacity Yarn Of Polyester	15	1	390	2
	590310	Textile Fabrics; Impregnated, Coated, Covered Or Laminated With Poly(vinyl	46.236	8.132	173.161	21.198
	590320	Textile Fabrics; Impregnated, Coated, Covered Or Laminated With Polyureth	2.014	7.898	25.932	80.706
	590390	Textile Fabrics; Impregnated, Coated, Covered Or Laminated With Plastics, (	108.719	184.064	187.181	354.264
	590490	Textiles Floor Coverings; Consisting Of A Coating Or Covering Applied On A T	0		1	
	590500	Textile Wall Coverings Of Fabrics Impregnated, Coated, Covered Or Laminate	503	150	10.962	4.735
	590610	Textile Fabrics, Rubberised; (excluding Those Of Heading No. 5902), Adhesiv	1	29	25	167
	590691	Textile Fabrics, Rubberised; (excluding Those Of Heading No. 5902 And Adhe	1.681	426	9.948	2.222
	590699	Textile Fabrics, Rubberised; (excluding Those Of Heading No. 5902 And Adhe	36	368	515	3
	590700	Textile Fabrics; Otherwise Impregnated, Coated Or Covered, Painted Canvas Being Theatrical		6		116
	590800	Textile Wicks, Woven, Plaited Or Knitted; For Lamps, Stoves, Lighters, Candle	3.879		12.751	
	591000	Textiles; Transmission Or Conveyor Belts Or Belting, Of Textile Material, Whether Or Not Impr		24		31.559
	591110	Textile Fabric, Felt & Felt-lined Woven Fabrics, Coated/covered/laminated W	3		9	
	591190	Textile Products And Articles For Technical Uses; N.e.c. In Heading No. 5911		70		293
	600110	Fabrics; Long Pile Fabrics, Knitted Or Crocheted	5	24	3	54
	600121	Fabrics; Looped Pile Fabrics, Of Cotton, Knitted Or Crocheted	33	491	391	638
	600122	Fabrics; Looped Pile Fabrics, Of Man-made Fibres, Knitted Or Crocheted	1.469	4.047	13.822	37.852
	600129	Fabrics; Looped Pile Fabrics, Of Textile Materials (other Than Cotton Or Man	70	188	241	2.584
	600191	Fabrics; Pile Fabrics (excluding Long Pile And Loop Pile), Of Cotton, Knitted Or Crocheted		24		124
	600192	Fabrics; Pile Fabrics (excluding Long Pile And Loop Pile), Of Man-made Fibres	1.222	34	8.016	159
	600199	Fabrics; Pile Fabrics (excluding Long Pile And Loop Pile), Of Textile Materials	1	4	9	22
	600240	Fabrics; Knitted Or Crocheted, Other Than Those Of Heading 60.01, Of A Wic	9	28	35	39
	600290	Fabrics; Knitted Or Crocheted, Other Than Those Of Heading 60.01, Of A Wic	6.844	444	15.369	5.309
	600310	Fabrics; Knitted Or Crocheted Fabrics, Other Than Those Of Heading 60.01 And 60.02, Of A W		0		3
	600410	Fabrics; Knitted Or Crocheted Fabrics Of A Width Exceeding 30 Cm, Other Th	3.820	3.301	55.630	40.344
	600490	Fabrics; Knitted Or Crocheted, Other Than Those Of Heading 60.01, Of A Wic	3.646	199	26.961	8.221
	600521	Fabrics; Warp Knit (including Those Made On Galloon Knitting Machines), Ot	3.374	4.043	22.799	47.226
	600522	Fabrics; Warp Knit (including Those Made On Galloon Knitting Machines), Ot	10	2	26	16
	600536	Fabrics; Warp Knit (including Those Made On Galloon Knitting Machines), Ot	262	10.422	2.201	32.603
	600537	Fabrics; Warp Knit (including Those Made On Galloon Knitting Machines), Ot	6.718	14.057	92.243	138.193
	600539	Fabrics; Warp Knit (including Those Made On Galloon Knitting Machines), Ot	98	12	1.278	95
	600542	Fabrics; Warp Knit (including Those Made On Galloon Knitting Machines), Ot	1		13	
	600590	Fabrics; Warp Knit (including Those Made On Galloon Knitting Machines), Ot	40	92	503	1.279
	600610	Fabrics; Knitted Or Crocheted Fabrics, Other Than Those Of Headings 60.01	11		92	
	600621	Fabrics; Knitted Or Crocheted Fabrics, Other Than Those Of Headings 60.01	474		4.369	
	600622	Fabrics; Knitted Or Crocheted Fabrics, Other Than Those Of Headings 60.01	9.496	45.519	63.257	582.931
	600623	Fabrics; Knitted Or Crocheted Fabrics, Other Than Those Of Headings 60.01	21	1.860	254	25.946
	600624	Fabrics; Knitted Or Crocheted Fabrics, Other Than Those Of Headings 60.01	17		193	
	600631	Fabrics; Knitted Or Crocheted Fabrics, Other Than Those Of Headings 60.01	29	80.780	161	274.992
	600632	Fabrics; Knitted Or Crocheted Fabrics, Other Than Those Of Headings 60.01	2.554	2.870	17.976	4.932
	600633	Fabrics; Knitted Or Crocheted Fabrics, Other Than Those Of Headings 60.01	1.974	414	8.993	6.600
	600634	Fabrics; Knitted Or Crocheted Fabrics, Other Than Those Of Headings 60.01	4.112		21.997	

https://jateng.bps.go.id

Tabel 2. Ekspor Provinsi Asal Barang Dirinci Menurut Kode HS6 Digit, 2020—2021

Provinsi Asal	Kode HS 6	Deskripsi HS 6 Digit	Berat Bersih (Kg)		Nilai FOB (US$)	
			2020	2021	2020	2021
(1)	(2)	(3)	(4)	(5)	(6)	(7)
Jawa Tengah						
	600641	Fabrics; Knitted Or Crocheted Fabrics, Other Than Those Of Headings 60.01 T	5		2	
	600642	Fabrics; Knitted Or Crocheted Fabrics, Other Than Those Of Headings 60.01 T	40.880	16	370.131	236
	600643	Fabrics; Knitted Or Crocheted Fabrics, Other Than Those Of Headings 60.01 T	9.959		47.851	
	600644	Fabrics; Knitted Or Crocheted Fabrics, Other Than Those Of Headings 60.01 To 60.04, Of Artifi		1.194		6.439
	600690	Fabrics; Knitted Or Crocheted Fabrics, Other Than Those Of Headings 60.01 T	51.298	57.059	46.877	67.521
	610120	Coats; Men's Or Boys' Overcoats, Car-coats, Capes, Anoraks, Wind-jackets Ar	478.516	392.246	7.844.641	4.566.439
	610130	Coats; Men's Or Boys' Overcoats, Car-coats, Capes, Anoraks, Wind-jackets Ar	250.734	630.142	4.542.345	9.659.248
	610190	Coats; Men's Or Boys' Overcoats, Car-coats, Capes, Anoraks, Wind-jackets Ar	91.526	252.057	3.470.105	7.934.155
	610210	Coats; Women's Or Girls' Overcoats, Car-coats, Capes, Anoraks, Wind-jackets	24.830	2.730	391.612	51.895
	610220	Coats; Women's Or Girls' Overcoats, Car-coats, Capes, Anoraks, Wind-jackets	297.521	427.626	4.918.076	8.678.096
	610230	Coats; Women's Or Girls' Overcoats, Car-coats, Capes, Anoraks, Wind-jackets	638.486	937.512	12.613.384	17.903.844
	610290	Coats; Women's Or Girls' Overcoats, Car-coats, Capes, Anoraks, Wind-jackets	7.441	21.389	218.526	597.165
	610310	Suits; Men's Or Boys', Knitted Or Crocheted	85.308	94.537	1.596.920	1.388.298
	610322	Ensembles; Men's Or Boys', Of Cotton, Knitted Or Crocheted	157.294	385.122	3.713.527	7.777.040
	610323	Ensembles; Men's Or Boys', Of Synthetic Fibres, Knitted Or Crocheted	58.707	144.903	734.696	1.813.604
	610329	Ensembles; Men's Or Boys', Of Textile Materials (other Than Cotton Or Synth	101.768	85.768	3.891.411	2.077.929
	610331	Jackets And Blazers; Men's Or Boys', Of Wool Or Fine Animal Hair, Knitted Or	13		833	
	610332	Jackets And Blazers; Men's Or Boys', Of Cotton, Knitted Or Crocheted	288.246	32.479	5.457.193	697.370
	610333	Jackets And Blazers; Men's Or Boys', Of Synthetic Fibres, Knitted Or Crochete	113.340	175.932	1.888.304	6.396.834
	610339	Jackets And Blazers; Men's Or Boys', Of Textile Materials (other Than Wool C	593.746	372.236	12.528.264	11.364.285
	610341	Trousers, Bib And Brace Overalls, Breeches And Shorts; Men's Or Boys', Of W	34		2.175	
	610342	Trousers, Bib And Brace Overalls, Breeches And Shorts; Men's Or Boys', Of C	2.031.245	2.463.953	37.439.874	37.064.435
	610343	Trousers, Bib And Brace Overalls, Breeches And Shorts; Men's Or Boys', Of Sy	1.212.947	1.479.404	26.083.061	32.196.296
	610349	Trousers, Bib And Brace Overalls, Breeches And Shorts; Men's Or Boys', Of T	786.432	1.078.858	16.465.217	23.726.547
	610413	Suits; Women's Or Girls', Of Synthetic Fibres, Knitted Or Crocheted	69.895	88.675	1.140.227	1.294.288
	610419	Suits; Women's Or Girls', Of Textile Materials (other Than Synthetic Fibres), K	112.257	144.746	3.416.457	2.732.916
	610422	Ensembles; Women's Or Girls', Of Cotton, Knitted Or Crocheted	42.160	44.838	346.707	656.963
	610423	Ensembles; Women's Or Girls', Of Synthetic Fibres, Knitted Or Crocheted	723	484	19.568	6.554
	610429	Ensembles; Women's Or Girls', Of Textile Materials (other Than Cotton Or Sy	0	1	10	3
	610432	Jackets; Women's Or Girls', Of Cotton, Knitted Or Crocheted	187.714	32.012	3.322.137	589.274
	610433	Jackets; Women's Or Girls', Of Synthetic Fibres, Knitted Or Crocheted	183.629	149.569	4.100.223	3.747.323
	610439	Jackets; Women's Or Girls', Of Textile Materials (other Than Wool Or Fine Ar	43.565	53.927	1.354.419	1.516.429
	610441	Dresses; Women's Or Girls', Of Wool Or Fine Animal Hair, Knitted Or Crochet	250		29.976	
	610442	Dresses; Women's Or Girls', Of Cotton, Knitted Or Crocheted	221.222	1.366.920	4.188.928	24.568.151
	610443	Dresses; Women's Or Girls', Of Synthetic Fibres, Knitted Or Crocheted	244.941	322.728	5.861.808	7.064.809
	610444	Dresses; Women's Or Girls', Of Artificial Fibres, Knitted Or Crocheted	74.872	126.046	2.114.296	2.657.234
	610449	Dresses; Women's Or Girls', Of Textile Materials (other Than Wool Or Fine Ar	111.012	36.350	2.598.869	695.161
	610452	Skirts And Divided Skirts; Women's Or Girls', Of Cotton, Knitted Or Crocheted	44.121	43.536	948.628	745.702
	610453	Skirts And Divided Skirts; Women's Or Girls', Of Synthetic Fibres, Knitted Or C	50.967	21.001	1.144.502	633.072
	610459	Skirts And Divided Skirts; Women's Or Girls', Of Textile Materials (other Thar	112.987	79.745	2.006.643	1.702.932
	610461	Trousers, Bib And Brace Overalls, Breeches And Shorts; Women's Or Girls', O	1.126	1.375	17.218	21.699
	610462	Trousers, Bib And Brace Overalls, Breeches And Shorts; Women's Or Girls', O	2.965.028	6.254.353	52.435.245	119.536.822
	610463	Trousers, Bib And Brace Overalls, Breeches And Shorts; Women's Or Girls', O	2.633.627	3.416.917	70.985.636	83.510.248
	610469	Trousers, Bib And Brace Overalls, Breeches And Shorts; Women's Or Girls', O	705.270	1.727.961	12.110.383	31.699.143
	610510	Shirts; Men's Or Boys', Of Cotton, Knitted Or Crocheted	1.227.435	673.704	19.401.413	14.170.843
	610520	Shirts; Men's Or Boys', Of Man-made Fibres, Knitted Or Crocheted	1.053.346	938.327	25.280.334	26.363.365
	610590	Shirts; Men's Or Boys', Of Textile Materials (other Than Cotton Or Man-made	518.475	189.361	10.986.208	3.448.648
	610610	Blouses, Shirts And Shirt-blouses; Women's Or Girls', Of Cotton, Knitted Or C	327.060	293.729	6.484.415	7.005.944
	610620	Blouses, Shirts And Shirt-blouses; Women's Or Girls', Of Man-made Fibres, K	318.874	251.536	8.727.193	5.379.327
	610690	Blouses, Shirts And Shirt-blouses; Women's Or Girls', Of Textile Materials (ot	157.154	126.386	4.501.192	2.849.799
	610711	Underpants And Briefs; Men's Or Boys', Of Cotton, Knitted Or Crocheted	55.558	2.671	681.784	61.876
	610712	Underpants And Briefs; Men's Or Boys', Of Man-made Fibres, Knitted Or Cro	54.294	36.045	1.409.157	1.104.255
	610719	Underpants And Briefs; Men's Or Boys', Of Textile Materials (other Than Cot	565.597	703.604	15.782.571	18.857.502
	610721	Nightshirts And Pyjamas; Men's Or Boys', Of Cotton, Knitted Or Crocheted	42.170	46.955	682.897	1.034.508
	610722	Nightshirts And Pyjamas; Men's Or Boys', Of Man-made Fibres, Knitted Or Cr	11.130	32.701	156.438	563.611
	610729	Nightshirts And Pyjamas; Men's Or Boys', Of Textile Materials (other Than Co	7.116		144.630	
	610799	Bathrobes, Dressing Gowns And Similar Articles; Men's Or Boys', Of Textile M	5.932	20.502	233.349	293.357
	610811	Slips And Petticoats; Women's Or Girls', Of Man-made Fibres, Knitted Or Cro	40.929	27.231	1.063.518	835.325
	610819	Slips And Petticoats; Women's Or Girls', Of Textile Materials (other Than Ma	83.143	64.708	2.181.276	1.754.688
	610821	Briefs And Panties; Women's Or Girls', Of Cotton, Knitted Or Crocheted	106.430	39.106	3.754.573	1.381.928

https://jateng.bps.go.id

Tabel 2. Ekspor Provinsi Asal Barang Dirinci Menurut Kode HS6 Digit, 2020—2021

Provinsi Asal	Kode HS 6	Deskripsi HS 6 Digit	Berat Bersih (Kg)		Nilai FOB (US$)	
			2020	2021	2020	2021
(1)	(2)	(3)	(4)	(5)	(6)	(7)
Jawa Tengah						
	610822	Briefs And Panties; Women's Or Girls', Of Man-made Fibres, Knitted Or Crocl	624.163	811.071	30.116.869	42.292.631
	610829	Briefs And Panties; Women's Or Girls', Of Textile Materials (other Than Cottc	192.620	307.383	8.816.296	11.750.897
	610831	Nightdresses And Pyjamas; Women's Or Girls', Of Cotton, Knitted Or Crochet	344.479	336.292	5.878.371	6.187.086
	610832	Nightdresses And Pyjamas; Women's Or Girls', Of Man-made Fibres, Knitted	578.483	600.993	10.706.884	15.606.463
	610839	Nightdresses And Pyjamas; Women's Or Girls', Of Textile Materials (other Th	29.212	12.418	526.174	263.031
	610891	Negligees, Bathrobes, Dressing Gowns And Similar Articles; Women's Or Girl	6.589	198.586	138.105	3.458.467
	610892	Negligees, Bathrobes, Dressing Gowns And Similar Articles; Women's Or Girl	565.559	547.444	6.888.754	7.802.109
	610899	Negligees, Bathrobes, Dressing Gowns And Similar Articles; Women's Or Girl	12.035	21.651	300.450	533.873
	610910	T-shirts, Singlets And Other Vests; Of Cotton, Knitted Or Crocheted	1.715.879	3.214.742	30.886.891	51.677.944
	610990	T-shirts, Singlets And Other Vests; Of Textile Materials (other Than Cotton),	2.638.199	3.796.116	87.526.385	120.583.588
	611011	Jerseys, Pullovers, Cardigans, Waistcoats And Similar Articles; Knitted Or Cro	75.487	8.034	4.563.924	176.524
	611012	Jerseys, Pullovers, Cardigans, Waistcoats And Similar Articles; Knitted Or Cro	122	4.759	21.199	129.696
	611019	Jerseys, Pullovers, Cardigans, Waistcoats And Similar Articles; Knitted Or Cro	2.986	3.717	64.846	96.035
	611020	Jerseys, Pullovers, Cardigans, Waistcoats And Similar Articles; Of Cotton, Kni	6.550.187	13.182.586	111.903.900	245.151.935
	611030	Jerseys, Pullovers, Cardigans, Waistcoats And Similar Articles; Of Man-made	3.544.776	3.839.264	73.875.086	86.997.141
	611090	Jerseys, Pullovers, Cardigans, Waistcoats And Similar Articles; Of Textile Mat	349.243	304.609	8.371.264	7.168.614
	611120	Garments And Clothing Accessories; Babies', Of Cotton, Knitted Or Crochete	628.532	1.262.871	16.686.174	30.789.879
	611130	Garments And Clothing Accessories; Babies', Of Synthetic Fibres, Knitted Or	378.467	512.363	10.418.612	12.285.181
	611190	Garments And Clothing Accessories; Babies', Of Textile Materials (other Thar	11.778	36.714	345.615	844.349
	611211	Track Suits; Of Cotton, Knitted Or Crocheted	54.382	143.736	1.442.100	3.378.074
	611212	Track Suits; Of Synthetic Fibres, Knitted Or Crocheted	237.171	274.432	6.437.373	6.778.263
	611219	Track Suits; Of Textile Materials (other Than Cotton Or Synthetic Fibres), Knit	17.112	59	419.893	685
	611220	Ski Suits; Knitted Or Crocheted	1.590		93.307	
	611231	Swimwear; Men's Or Boys', Of Synthetic Fibres, Knitted Or Crocheted	126.552	5.053	2.857.964	101.442
	611239	Swimwear; Men's Or Boys', Of Textile Materials (other Than Synthetic Fibres	359		13.438	
	611241	Swimwear; Women's Or Girls', Of Synthetic Fibres, Knitted Or Crocheted	265.057	410.675	12.028.146	16.799.117
	611249	Swimwear; Women's Or Girls', Of Textile Materials (other Than Synthetic Fib	1.511	8.002	65.633	629.682
	611300	Garments Made Up Of Knitted Or Crocheted Fabrics Of Heading No. 5903, 5	126.401	84.664	2.682.978	1.014.211
	611420	Garments; Of Cotton, Knitted Or Crocheted, N.e.c. In Chapter 61	39.528	263.182	720.215	4.314.191
	611430	Garments; Of Man-made Fibres, Knitted Or Crocheted, N.e.c. In Chapter 61	455.096	692.977	12.360.361	18.502.307
	611490	Garments; Of Textile Materials (other Than Cotton Or Man-made Fibres), Kn	19.920	10.015	226.713	209.997
	611510	Graduated Compression Hosiery (for Example, Stockings For Varicose Veins),	16	100	6.114	4.844
	611521	Hosiery; Panty Hose And Tights (other Than Graduated Compression Hosiery	198	8.391	11.710	202.434
	611522	Hosiery; Panty Hose And Tights (other Than Graduated Compression Hosiery	984	782	92.379	39.712
	611529	Hosiery; Panty Hose And Tights (other Than Graduated Compression Hosiery	94	220	3.110	7.531
	611530	Hosiery; Women's, Full-length Or Knee-length (other Than Graduated Compr	496	177	16.013	7.000
	611594	Hosiery And Footwear; Without Applied Soles, Of Wool Or Fine Animal Hair,	55	470	951	604
	611595	Hosiery And Footwear; Without Applied Soles, Of Cotton, Knitted Or Crochet	60.752	66.480	486.249	501.618
	611596	Hosiery And Footwear; Without Applied Soles, Of Synthetic Fibres, Knitted Or Crocheted (excl		2		2
	611599	Hosiery And Footwear; Without Applied Soles, Of Textile Materials N.e.c. In Item No. 6115.9,		5		3
	611610	Gloves, Mittens And Mitts; Knitted Or Crocheted, Impregnated, Coated Or C	110.366	176.563	4.800.103	6.252.783
	611691	Gloves, Mittens And Mitts; Of Wool Or Fine Animal Hair, Knitted Or Crochete	297	305	19.306	25.038
	611692	Gloves, Mittens And Mitts; Of Cotton, Knitted Or Crocheted, (other Than Imp	3.220	2.741	85.505	72.471
	611693	Gloves, Mittens And Mitts; Of Synthetic Fibres, Knitted Or Crocheted, (other	122.494	201.679	6.532.719	10.158.381
	611699	Gloves, Mittens And Mitts; Of Textile Materials (other Than Wool Or Fine An	8.241	7.877	326.953	161.001
	611710	Shawls, Scarves, Mufflers, Mantillas, Veils And The Like; Knitted Or Crochete	45.496	9.611	1.415.238	132.440
	611780	Clothing Accessories; Knitted Or Crocheted, N.e.c. In Heading No. 6117	150.993	203.339	1.613.918	2.768.528
	611790	Clothing; Parts, Knitted Or Crocheted	377	229	10.383	6.344
	620311	Suits; Men's Or Boys', Of Wool Or Fine Animal Hair (not Knitted Or Crochete	172.270	98.106	8.379.959	5.055.366
	620312	Suits; Men's Or Boys', Of Synthetic Fibres (not Knitted Or Crocheted)	158.794	311.719	4.670.240	10.217.201
	620319	Suits; Men's Or Boys', Of Textile Materials N.e.c. In Item No. 6203.1 (not Knit	1.795.285	1.702.861	42.413.381	38.548.474
	620322	Ensembles; Men's Or Boys', Of Cotton (not Knitted Or Crocheted)	2.409	1.576	39.064	32.676
	620323	Ensembles; Men's Or Boys', Of Synthetic Fibres (not Knitted Or Crocheted)	4		12	
	620329	Ensembles; Men's Or Boys', Of Textile Materials N.e.c. In Item No. 6203.2 (n	3.779		326.629	
	620331	Jackets And Blazers; Men's Or Boys', Of Wool Or Fine Animal Hair (not Knitte	12.845	3.948	808.207	287.835
	620332	Jackets And Blazers; Men's Or Boys', Of Cotton (not Knitted Or Crocheted)	7.128	19.614	132.606	383.210
	620333	Jackets And Blazers; Men's Or Boys', Of Synthetic Fibres (not Knitted Or Croc	72.076	92.082	2.530.155	2.634.546
	620339	Jackets And Blazers; Men's Or Boys', Of Textile Materials N.e.c. In Item No. 6	267.133	709.030	10.146.411	14.492.288
	620341	Trousers, Bib And Brace Overalls, Breeches And Shorts; Men's Or Boys', Of W	2.417	6.260	121.051	115.446
	620342	Trousers, Bib And Brace Overalls, Breeches And Shorts; Men's Or Boys', Of C	6.136.651	9.088.247	100.185.474	151.538.826

https://jateng.bps.go.id

Tabel 2. Ekspor Provinsi Asal Barang Dirinci Menurut Kode HS6 Digit, 2020—2021

Provinsi Asal	Kode HS 6	Deskripsi HS 6 Digit	Berat Bersih (Kg)		Nilai FOB (US$)	
			2020	2021	2020	2021
(1)	(2)	(3)	(4)	(5)	(6)	(7)
Jawa Tengah						
	620343	Trousers, Bib And Brace Overalls, Breeches And Shorts; Men's Or Boys', Of S	2.334.519	2.519.859	56.513.927	75.198.122
	620349	Trousers, Bib And Brace Overalls, Breeches And Shorts; Men's Or Boys', Of T	219.629	809.201	5.712.029	17.042.419
	620411	Suits; Women's Or Girls', Of Wool Or Fine Animal Hair (not Knitted Or Croche	391		24.830	
	620412	Suits; Women's Or Girls', Of Cotton (not Knitted Or Crocheted)	232.704	370.510	5.329.760	8.483.279
	620413	Suits; Women's Or Girls', Of Synthetic Fibres (not Knitted Or Crocheted)	55.823	70.441	1.199.970	1.800.369
	620419	Suits; Women's Or Girls', Of Textile Materials N.e.c. In Item No. 6204.1 (not I	412.079	498.568	10.867.350	11.263.652
	620422	Ensembles; Women's Or Girls', Of Cotton (not Knitted Or Crocheted)	957	50.076	13.788	67.184
	620423	Ensembles; Women's Or Girls', Of Synthetic Fibres (not Knitted Or Crochetec	65	553	3.111	6.899
	620429	Ensembles; Women's Or Girls', Of Textile Materials N.e.c. In Item No. 6204.2	531	223	21.606	878
	620431	Jackets And Blazers; Women's Or Girls', Of Wool Or Fine Animal Hair (not Kn	65.859	30.298	4.427.153	2.308.906
	620432	Jackets And Blazers; Women's Or Girls', Of Cotton (not Knitted Or Crocheted	41.201	13.317	1.329.769	430.773
	620433	Jackets And Blazers; Women's Or Girls', Of Synthetic Fibres (not Knitted Or C	88.286	308.730	2.532.670	7.473.198
	620439	Jackets And Blazers; Women's Or Girls', Of Textile Materials N.e.c. In Item No	37.837	10.083	2.548.634	206.547
	620441	Dresses; Women's Or Girls', Of Wool Or Fine Animal Hair (not Knitted Or Cro	3.154	22.449	68.448	668.158
	620442	Dresses; Women's Or Girls', Of Cotton (not Knitted Or Crocheted)	921.301	971.952	27.406.788	30.274.855
	620443	Dresses; Women's Or Girls', Of Synthetic Fibres (not Knitted Or Crocheted)	2.451.433	2.652.859	76.642.268	80.273.726
	620444	Dresses; Women's Or Girls', Of Artificial Fibres (not Knitted Or Crocheted)	1.943.306	1.551.268	52.595.708	40.785.339
	620449	Dresses; Women's Or Girls', Of Textile Materials N.e.c. In Item No. 6204.4 (n	701.389	813.558	13.888.474	11.031.542
	620451	Skirts And Divided Skirts; Women's Or Girls', Of Wool Or Fine Animal Hair (n	18.572	12.576	1.339.186	716.439
	620452	Skirts And Divided Skirts; Women's Or Girls', Of Cotton (not Knitted Or Croch	401.324	906.955	10.146.485	20.167.923
	620453	Skirts And Divided Skirts; Women's Or Girls', Of Synthetic Fibres (not Knitted	283.075	260.634	7.020.272	7.536.030
	620459	Skirts And Divided Skirts; Women's Or Girls', Of Textile Materials N.e.c. In Ite	250.691	79.716	6.499.465	2.081.280
	620461	Trousers, Bib And Brace Overalls, Breeches And Shorts; Women's Or Girls', O	25.936	11.981	1.450.000	674.292
	620462	Trousers, Bib And Brace Overalls, Breeches And Shorts; Women's Or Girls', O	4.498.713	3.571.871	74.479.877	67.423.245
	620463	Trousers, Bib And Brace Overalls, Breeches And Shorts; Women's Or Girls', O	2.675.393	2.591.502	60.446.032	62.399.162
	620469	Trousers, Bib And Brace Overalls, Breeches And Shorts; Women's Or Girls', O	5.200.935	3.831.322	94.455.306	73.410.819
	620520	Shirts; Men's Or Boys', Of Cotton (not Knitted Or Crocheted)	4.562.867	3.826.209	116.083.795	98.555.073
	620530	Shirts; Men's Or Boys', Of Man-made Fibres (not Knitted Or Crocheted)	2.108.019	2.192.729	57.347.015	52.878.848
	620590	Shirts; Men's Or Boys', Of Textile Materials N.e.c. In Heading No. 6205 (not K	375.587	380.854	11.872.426	12.132.340
	620610	Blouses, Shirts And Shirt-blouses; Women's Or Girls', Of Silk Or Silk Waste (n	247.198	382.223	6.992.172	9.847.860
	620620	Blouses, Shirts And Shirt-blouses; Women's Or Girls', Of Wool Or Fine Anima	808	13.471	27.836	379.013
	620630	Blouses, Shirts And Shirt-blouses; Women's Or Girls', Of Cotton (not Knitted	1.368.169	2.626.211	42.934.378	79.525.561
	620640	Blouses, Shirts And Shirt-blouses; Women's Or Girls', Of Man-made Fibres (n	7.025.806	7.258.628	207.769.947	213.120.199
	620690	Blouses, Shirts And Shirt-blouses; Women's Or Girls', Of Textile Materials N.e	812.553	240.291	25.140.177	8.337.060
	620711	Underpants And Briefs; Men's Or Boys', Of Cotton (not Knitted Or Crocheted	344.863	478.813	6.296.142	9.375.593
	620719	Underpants And Briefs; Men's Or Boys', Of Textile Materials Other Than Cott	911	7.812	18.007	144.891
	620721	Nightshirts And Pyjamas; Men's Or Boys', Of Cotton (not Knitted Or Crochete	118.647	127.254	2.256.807	1.978.653
	620722	Nightshirts And Pyjamas; Men's Or Boys', Of Man-made Fibres (not Knitted C	572	2.079	17.537	45.743
	620729	Nightshirts And Pyjamas; Men's Or Boys', Of Textile Materials Other Than Co	2.165	26.748	45.160	107.032
	620791	Singlets And Other Vests, Bathrobes, Dressing Gowns And Similar Articles; M	13.049	59.609	286.595	1.167.024
	620799	Singlets And Other Vests, Bathrobes, Dressing Gowns And Similar Articles; M	76.730	88.960	843.003	738.688
	620811	Slips And Petticoats; Women's Or Girls', Of Man-made Fibres (not Knitted Or	209.491	586.857	6.192.953	14.871.468
	620819	Slips And Petticoats; Women's Or Girls', Of Textile Materials Other Than Mar	157.958	213.490	4.448.739	6.065.910
	620821	Nightdresses And Pyjamas; Women's Or Girls', Of Cotton (not Knitted Or Cro	181.903	292.166	5.300.054	7.897.373
	620822	Nightdresses And Pyjamas; Women's Or Girls', Of Man-made Fibres (not Knit	468.558	869.250	18.299.815	32.392.118
	620829	Nightdresses And Pyjamas; Women's Or Girls', Of Textile Materials Other Th	261.140	152.534	2.287.429	2.218.562
	620891	Singlets And Other Vests, Briefs, Panties, Negligees, Bathrobes, Dressing Gov	52.011	114.031	919.329	4.470.042
	620892	Singlets And Other Vests, Briefs, Panties, Negligees, Bathrobes, Dressing Gov	125.180	116.709	3.100.865	2.468.797
	620899	Singlets And Other Vests, Briefs, Panties, Negligees, Bathrobes, Dressing Gov	8.334	7.765	267.960	186.796
	620920	Garments And Clothing Accessories; Babies', Of Cotton (not Knitted Or Croch	453.920	290.125	12.826.907	10.145.208
	620930	Garments And Clothing Accessories; Babies', Of Synthetic Fibres (not Knitted	83.190	44.040	2.562.950	1.153.156
	620990	Garments And Clothing Accessories; Babies', Of Textile Materials Other Than	123.854	21.790	4.238.021	915.449
	621010	Garments; Of Felt Or Non-wovens (not Knitted Or Crocheted)	947	165.204	26.218	1.403.767
	621020	Garments; Overcoats, Raincoats, Car-coats, Capes, Cloaks And Similar Article	294.855	1.486	1.795.060	36.198
	621030	Garments; Overcoats, Raincoats, Car-coats, Capes, Cloaks And Similar Article	17.067	1.161	1.168.314	24.982
	621040	Garments; Men's Or Boys', N.e.c. In Item No. 6210.2, Of The Fabrics Of Head	195.109	164.557	8.998.689	8.246.315
	621050	Garments; Women's Or Girls', N.e.c. In Item No. 6210.3, Of The Fabrics Of H	1.719.225	2.177.485	44.979.297	53.172.905
	621111	Swimwear; Men's Or Boys', (not Knitted Or Crocheted)	191.858	284.684	7.505.529	10.922.326
	621112	Swimwear; Women's Or Girls', (not Knitted Or Crocheted)	123.469	155.009	4.546.567	5.242.335
	621120	Ski Suits; (not Knitted Or Crocheted)	13.180	1.746	995.645	82.108

https://jateng.bps.go.id

Tabel 2. Ekspor Provinsi Asal Barang Dirinci Menurut Kode HS6 Digit, 2020—2021

Provinsi Asal	Kode HS 6	Deskripsi HS 6 Digit	Berat Bersih (Kg)		Nilai FOB (US$)	
			2020	2021	2020	2021
(1)	(2)	(3)	(4)	(5)	(6)	(7)
Jawa Tengah						
	621132	Track Suits And Other Garments N.e.c.; Men's Or Boys', Of Cotton (not Knitte	88.960	524.071	817.769	5.279.624
	621133	Track Suits And Other Garments N.e.c.; Men's Or Boys', Of Man-made Fibres	692.918	515.575	8.529.538	4.827.587
	621139	Track Suits And Other Garments N.e.c.; Men's Or Boys', Of Textile Materials	604.601	533.775	3.586.973	4.747.902
	621142	Track Suits And Other Garments N.e.c.; Women's Or Girls', Of Cotton (not Kr	132.314	295.645	3.689.724	9.423.179
	621143	Track Suits And Other Garments N.e.c.; Women's Or Girls', Of Man-made Fib	1.055.538	1.219.156	32.765.155	35.448.046
	621149	Track Suits And Other Garments N.e.c.; Women's Or Girls', Of Textile Materi	47.974	266.965	1.211.647	3.253.827
	621210	Brassieres; Whether Or Not Knitted Or Crocheted	4.453.924	7.944.216	178.639.568	300.020.749
	621220	Girdles And Panty-girdles; Whether Or Not Knitted Or Crocheted	13.643	81.386	692.088	2.739.030
	621230	Corselettes; Whether Or Not Knitted Or Crocheted	153.648	174.184	3.489.316	3.096.808
	621290	Braces, Suspenders, Garters And Similar Articles; Whether Or Not Knitted Or	16.294	22.438	408.599	799.524
	621320	Handkerchiefs; Of Cotton (not Knitted Or Crocheted)	38	1.248	775	10.413
	621390	Handkerchiefs; Of Textile Materials Other Than Cotton (not Knitted Or Croch	177		11.576	
	621410	Shawls, Scarves, Mufflers, Mantillas, Veils And The Like; Of Silk Or Silk Waste	5.732	4.807	89.227	63.893
	621430	Shawls, Scarves, Mufflers, Mantillas, Veils And The Like; Of Synthetic Fibres (	3.189	17.197	86.475	394.871
	621440	Shawls, Scarves, Mufflers, Mantillas, Veils And The Like; Of Artificial Fibres (not Knitted Or Cro		40		244
	621490	Shawls, Scarves, Mufflers, Mantillas, Veils And The Like; Of Textile Materials	4.779	1.904	24.333	40.536
	621510	Ties, Bow Ties And Cravats; Of Silk Or Silk Waste (not Knitted Or Crocheted)	1		6	
	621520	Ties, Bow Ties And Cravats; Of Man-made Fibres (not Knitted Or Crocheted)		39		297
	621590	Ties, Bow Ties And Cravats; Of Textile Materials Other Than Silk Or Man-mad	2		20	
	621600	Gloves, Mittens And Mitts (not Knitted Or Crocheted)	436.928	453.742	16.659.128	19.038.389
	621710	Clothing Accessories; Other Than Those Of Heading No. 6212 (not Knitted Or	46.409	31.968	583.574	375.620
	621790	Clothing; Parts Of Garments Or Of Clothing Accessories, Other Than Those O	1.112	964	33.507	34.206
	630110	Blankets; Electric	1.295		29.835	
	630120	Blankets (other Than Electric Blankets) And Travelling Rugs; Of Wool Or Fine	2	32	150	106
	630130	Blankets (other Than Electric Blankets) And Travelling Rugs; Of Cotton	249	1.549	4.729	65.851
	630140	Blankets (other Than Electric Blankets) And Travelling Rugs; Of Synthetic Fibr	81	125.764	1.620	1.532.039
	630190	Blankets And Travelling Rugs; N.e.c. In Heading No. 6301		49.825		606.824
	630210	Bed Linen; Knitted Or Crocheted	9.000	140.000	48.600	969.478
	630221	Bed Linen; Of Cotton, Printed, Not Knitted Or Crocheted	43	10	558	25
	630222	Bed Linen; Of Man-made Fibres, Printed, Not Knitted Or Crocheted	401	5	4.374	84
	630229	Bed Linen; Of Textile Materials (other Than Cotton Or Man-made Fibres), Pri	150	15	150	174
	630231	Bed Linen; Of Cotton (not Printed, Knitted Or Crocheted)	441	192	9.262	1.937
	630232	Bed Linen; Of Man-made Fibres (not Printed, Knitted Or Crocheted)	2.565	10.382	13.958	521.126
	630239	Bed Linen; Of Textile Materials Other Than Cotton Or Man-made Fibres (not	8	10.700	72	491.508
	630240	Table Linen; Knitted Or Crocheted		455		3.770
	630251	Table Linen; Of Cotton, Not Knitted Or Crocheted	1		83	
	630253	Table Linen; Of Man-made Fibres, Not Knitted Or Crocheted		4		420
	630259	Table Linen; Of Textile Materials (other Than Cotton Or Man-made Fibres), N	146	215	4.699	745
	630260	Kitchen And Toilet Linen; Of Terry Towelling Or Similar Terry Fabrics, Of Cott	59.865	36.573	780.158	666.091
	630291	Toilet And Kitchen Linen; Of Cotton, Excluding Terry Towelling Or Similar Ter	22.535	865	575.420	3.802
	630299	Toilet And Kitchen Linen; Of Textile Materials (other Than Cotton Or Man-ma	4	125	2	2.955
	630312	Curtains (including Drapes) And Interior Blinds; Curtain Or Bed Valances, Knit	150	603	5.000	17.283
	630319	Curtains (including Drapes) And Interior Blinds; Curtain Or Bed Valances, Knit	41.070	1.552	203.456	28.167
	630391	Curtains (including Drapes) And Interior Blinds, Curtain Or Bed Valances; Of Cotton, Not Knitte		49		553
	630392	Curtains (including Drapes) And Interior Blinds, Curtain Or Bed Valances; Of Synthetic Fibres, N		61		1.256
	630399	Curtains (including Drapes) And Interior Blinds, Curtain Or Bed Valances; Of	520	24.274	16.538	38.569
	630411	Bedspreads; Knitted Or Crocheted		48		0
	630419	Bedspreads; Not Knitted Or Crocheted	651	2.658	14.109	27.133
	630491	Furnishing Articles; Excluding Those Of Heading No. 9404, N.e.c. In Heading	14	717	313	955
	630492	Furnishing Articles; Of Cotton, Not Knitted Or Crocheted (excluding Bedsprea	10	334	422	4.856
	630493	Furnishing Articles; Of Synthetic Fibres, Not Knitted Or Crocheted (excluding	273	15	2.373	8
	630499	Furnishing Articles; Of Textile Materials Other Than Cotton Or Synthetic Fibr	403	14.370	12.572	368.637
	630510	Sacks And Bags; Of A Kind Used For The Packing Of Goods, Of Jute Or Of Oth	1.912	10	101.086	253
	630520	Sacks And Bags; Of A Kind Used For The Packing Of Goods, Of Cotton	98	2.167	3.705	33.051
	630532	Sacks And Bags; Of A Kind Used For The Packing Of Goods, Of Man-made Tex	1.023.092	961.618	1.897.389	2.026.261
	630533	Sacks And Bags; Of A Kind Used For The Packing Of Goods, Of Man-made Tex	10.509.945	10.011.924	22.265.611	24.859.866
	630539	Sacks And Bags; Of A Kind Used For The Packing Of Goods, Of Man-made Tex	2.728	52.898	136.476	52.616
	630590	Sacks And Bags; Of A Kind Used For The Packing Of Goods, Of Textile Materi	168	541	2.345	5.460
	630612	Tarpaulins, Awnings And Sunblinds; Of Synthetic Fibres		30		13
	630619	Tarpaulins, Awnings And Sunblinds; Of Textile Materials Other Than Synthet	484	450	2.610	1.734

https://www.bps.go.id

Tabel 2. Ekspor Provinsi Asal Barang Dirinci Menurut Kode HS6 Digit, 2020—2021

Provinsi Asal	Kode HS 6	Deskripsi HS 6 Digit	Berat Bersih (Kg)		Nilai FOB (US$)	
			2020	2021	2020	2021
(1)	(2)	(3)	(4)	(5)	(6)	(7)
Jawa Tengah						
	630629	Tents; Of Textile Materials Other Than Synthetic Fibres	836		5.310	
	630640	Camping Goods; Pneumatic Mattresses	520	41	4.986	140
	630690	Camping Goods; (of Textile Materials), N.e.c In Heading No. 6306	375	8	8.603	487
	630710	Cloths; Floor Cloths, Dish-cloths, Dusters And Similar Cleaning Cloths	332	23	4.584	1.008
	630790	Textiles; Made Up Articles (including Dress Patterns), N.e.c. In Chapter 63, N	774.481	91.774	23.499.668	1.757.245
	630800	Fabrics, Woven And Yarn; In Sets, Whether Or Not With Accessories, For Ma	75	585	408	1.834
	630900	Clothing; Worn, And Other Worn Articles	18.794	3.499	42.800	11.230
	631010	Rags; Used Or New, Scrap Twine, Cordage, Rope And Cables And Worn Out /	1.108.844	445.340	1.072.999	534.156
	631090	Rags; Used Or New, Scrap Twine, Cordage, Rope And Cables And Worn Out /	26.800		18.492	
	640110	Footwear; Waterproof With Metal Toe-cap, Rubber Or Plastic Outer Soles And Uppers (not As		887		23.603
	640192	Footwear; Waterproof, Covering The Ankle (but Not The Knee), Rubber Or P	17	13.895	1.600	136.257
	640199	Footwear; Waterproof, N.e.c. In Heading No. 6401, Rubber Or Plastic Outer Soles And Uppers		2		205
	640212	Sports Footwear; With Outer Soles And Uppers Of Rubber Or Plastics, Ski-boots, Cross-countr		5.906		80.373
	640219	Sports Footwear; (other Than Ski-boots, Snowboard Boots Or Cross-country	279.520	1.538.640	3.006.816	24.047.100
	640220	Footwear; With Outer Soles And Uppers Of Rubber Or Plastics, Upper Straps	997.607	779.485	19.922.114	11.578.691
	640291	Footwear; N.e.c. In Heading No. 6402, Covering The Ankle, With Outer Soles	25.029	8.323	527.297	223.751
	640299	Footwear; N.e.c. In Heading No. 6402, (other Than Just Covering The Ankle),	1.644.906	2.553.438	20.885.979	33.143.568
	640319	Sports Footwear; (other Than Ski-boots, Snowboard Boots Or Cross-country	9.148.551	12.287.460	113.826.529	189.362.042
	640320	Footwear; With Outer Soles Of Leather, Uppers Consisting Of Leather Straps	1.705	311	16.400	15.736
	640340	Footwear; With Metal Toe-cap, Outer Soles Of Rubber, Plastics, Leather Or C	196		993	
	640359	Footwear; N.e.c. In Heading No. 6403, (not Covering The Ankle), Outer Soles And Uppers Of Le		25		2.035
	640391	Footwear; N.e.c. In Heading No. 6403, Covering The Ankle, Outer Soles Of Ru	181.312	56.970	5.040.844	1.961.154
	640399	Footwear; N.e.c. In Heading No. 6403, (not Covering The Ankle), Outer Soles	711.373	633.892	16.854.203	16.604.758
	640411	Sports Footwear; Tennis Shoes, Basketball Shoes, Gym Shoes, Training Shoes	23.344.302	36.346.890	336.100.903	547.148.294
	640419	Footwear; (other Than Sportswear), With Outer Soles Of Rubber Or Plastics /	151.891	371.926	2.516.983	10.312.987
	640420	Footwear; Outer Soles Of Leather Or Composition Leather, Uppers Of Textile Materials		28		1.974
	640510	Footwear; With Uppers Of Leather Or Composition Leather, N.e.c. In Chapte	25		2.189	
	640520	Footwear; With Uppers Of Textile Materials, N.e.c. In Chapter 64		25.176		615.384
	640590	Footwear; N.e.c. In Chapter 64	69.730	1.027.889	1.199.210	20.684.515
	640610	Footwear; Parts, Uppers And Parts Thereof, Other Than Stiffeners	323.647	332.694	14.342.317	15.844.434
	640620	Footwear; Parts, Outer Soles And Heels, Of Rubber Or Plastics	7.187	25.341	51.000	219.905
	640690	Footwear; Parts, N.e.c. In Heading 6406	65.584	191.585	298.129	729.035
	650100	Hat-forms, Hat Bodies And Hoods Of Felt, Neither Blocked To Shape Nor Wit	280	915	800	32.095
	650400	Hats And Other Headgear; Plaited Or Made By Assembling Strips Of Any Mat	831	6	1.801	76
	650500	Hats And Other Headgear; Knitted Or Crocheted, Or Made Up From Lace, Fe	74.871	47.393	1.610.053	1.062.774
	650610	Headgear; Safety, Whether Or Not Lined Or Trimmed	8.143	3.177	185.703	97.636
	650691	Headgear; (other Than Safety Headgear), Of Rubber Or Plastics, Whether Or	4	75	3	22
	650699	Headgear; (other Than Safety Headgear), (of Materials Other Than Rubber O	16.256	955	655.476	50.235
	650700	Head-bands, Linings, Covers, Hat Foundations, Hat Frames, Peaks And Chins	30.169	5.178	714.636	149.391
	660110	Umbrellas And Sun Umbrellas; Garden Or Similar Umbrellas	57.403	77.391	608.836	816.296
	660191	Umbrellas And Sun Umbrellas; Having A Telescopic Shaft, (excluding Garden	27		203	
	660199	Umbrellas And Sun Umbrellas; N.e.c. In Heading No. 6601 (including Walking	3.004	10.414	18.029	144.102
	660200	Walking-sticks, Seat-sticks, Whips, Riding-crops And The Like	86	1	1.117	82
	660320	Umbrella Frames; Including Frames Mounted On Shafts (sticks)		59		144
	660390	Trimmings, Accessories And Parts Of Articles Of Heading No. 6601 Or 6602; I	22.019	36.028	160.589	174.127
	670100	Skins And Other Parts Of Birds With Their Feathers Or Down; Feathers, Parts	0	500	40	2.329
	670210	Flowers, Foliage And Fruit, Artificial, And Parts Thereof; Articles Made Of Art	5.992		2.801	
	670290	Flowers, Foliage And Fruit, Artificial, And Parts Thereof; Articles Made Of Art	4.784	7.108	39.235	54.237
	670300	Human Hair, Dressed, Thinned, Bleached Or Otherwise Worked; Wool Or Ot	2.795	10.978	98.712	409.371
	670411	Wigs; Complete, Of Synthetic Textile Materials	4.987.533	6.734.918	81.296.197	131.601.744
	670419	False Beards, Eyebrows And Eyelashes, Switches And The Like; Of Synthetic T	825.101	844.387	50.590.778	56.925.648
	670420	Wigs, False Beards, Eyebrows And Eyelashes, Switches And The Like And Oth	120.788	169.979	31.449.029	44.778.204
	670490	Wigs, False Beards, Eyebrows And Eyelashes, Switches And The Like And Oth	238.342	257.224	11.228.157	13.045.396
	680100	Stone; Setts, Curbstones And Flagstones, Of Natural Stone (except Slate)	1.282.378	1.159.183	700.009	1.127.069
	680210	Tiles, Cubes And Similar Articles; Whether Or Not Rectangular (including Squ	20.000	400	2.898	14.558
	680221	Marble, Travertine And Alabaster; Simply Cut Or Sawn, With A Flat Or Even Surface		10.124		11.071
	680223	Granite; Articles Thereof, Simply Cut Or Sawn, With A Flat Or Even Surface		255		2.128
	680229	Stone; Monumental Or Building Stone, N.e.c. In Item No. 6802.2, Articles Th	4.937.041	5.606.354	4.055.317	4.848.420
	680291	Marble, Travertine And Alabaster; Articles Thereof, (other Than Simply Cut C	24.471	35.251	13.646	38.504
	680293	Granite; Articles Thereof, (other Than Simply Cut Or Sawn, With A Flat Or Ev	358		1.253	

https://www.bpsbanten.go.id

Tabel 2. Ekspor Provinsi Asal Barang Dirinci Menurut Kode HS6 Digit, 2020—2021

Provinsi Asal	Kode HS 6	Deskripsi HS 6 Digit	Berat Bersih (Kg)		Nilai FOB (US$)	
			2020	2021	2020	2021
(1)	(2)	(3)	(4)	(5)	(6)	(7)
Jawa Tengah						
	680299	Stone; Natural (excluding Marble, Travertine, Alabaster, Other Calcareous St	1.574.831	1.629.598	1.307.390	1.377.089
	680410	Millstones And Grindstones; For Milling, Grinding Or Pulping	3.120	1.980	250	651
	680423	Millstones, Grindstones, Grinding Wheels And The Like; Of Natural Stone	168.556	233.718	256.031	399.910
	680430	Stones; Hand Sharpening Or Polishing Stones, Of Natural Stone, Agglomerat	101	90	726	150
	680530	Abrasive Powder Or Grain; Natural Or Artificial, On A Base Of Materials N.e.c	15		134	
	680790	Asphalt Or Similar Material; Articles (e.g. Petroleum Bitumen Or Coal Tar Pitch) Other Than In		6		1
	680800	Panels, Boards, Tiles, Blocks And The Like; Of Vegetable Fibre, Of Straw, Sha	7.477	1.892	21.722	7.548
	680911	Plaster, Or Plaster Compositions; Boards, Sheets, Panels, Tiles And Similar Ar	78.506	76.896	156.643	65.257
	680990	Plaster Articles Or Articles Of Compositions Based On Plaster; N.e.c. In Heading No. 6809		60		141
	681011	Cement, Concrete Or Artificial Stone; Building Blocks Or Bricks, Whether Or	4.714	1.860	994	480
	681019	Cement, Concrete Or Artificial Stone; Tiles, Flagstones And Similar, (excludin	619.475	594.223	950.566	981.158
	681099	Cement, Concrete Or Artificial Stone; Articles (other Than Prefabricated Stru	443.757	462.629	1.019.041	1.311.019
	681140	Asbestos-cement; Articles Or The Like, Containing Asbestos		7.050		10.603
	681182	Cellulose Fibre-cement; Articles Or The Like, Sheets, Panels, Tiles And Similar	1.244		197	
	681189	Cellulose Fibre-cement; Articles Or The Like, Other Than Corrugated Sheets	3.723.260	4.212.072	902.366	1.028.464
	681280	Fabricated Crocidolite (blue Asbestos) Fibres, Mixtures With A Basis Of Croci	393	4	2.329	1
	681291	Asbestos Or Mixtures With A Basis Of Asbestos (other Than Crocidolite); Clot	1.010	0	797	5
	681299	Asbestos Or Mixtures With A Basis Of Asbestos (other Than Crocidolite); Fibr	19.350		4.527	
	681320	Friction Material And Articles Thereof (e.g. Sheets, Rolls, Strips, Segments, D	3	6	9	12
	681490	Mica; Worked Mica And Articles Of Mica (excluding Plates, Sheets And Strips) Whether Or Not		287		220
	681520	Peat; Articles Of Peat N.e.c. Or Included	1.250		1.704	
	681599	Stone Articles And Articles Of Other Mineral Substances; N.e.c. Or Included	265.205	266.460	251.560	352.336
	690100	Bricks, Blocks, Tiles And Other Ceramic Goods Of Siliceous Fossil Meals (e.g.	7.107		2.219	
	690290	Refractory Bricks, Blocks, Tiles And Similar Refractory Ceramic Constructiona	4.073	9.800	486	7.732
	690490	Ceramic Flooring Blocks, Supports Or Filler Tiles And The Like (excluding Building Bricks)		10		31
	690510	Ceramic Roofing Tiles	59.332		13.685	
	690590	Ceramic Chimney-pots, Cowls, Chimney Liners, Architectural Ornaments And	1.061	9.403	2.859	3.357
	690721	Ceramic Tiles; Flags And Paving, Hearth Or Wall Tiles Other Than Those Of S	4.645	11.179	30.274	25.116
	690722	Ceramic Tiles; Flags And Paving, Hearth Or Wall Tiles Other Than Those Of S	350		550	
	690723	Ceramic Tiles; Flags And Paving, Hearth Or Wall Tiles Other Than Those Of S	145	664	788	3.323
	690730	Mosaic Cubes And The Like, Other Than Those Of Subheading 6907.40		897		5.172
	690740	Finishing Ceramics	2.500	6	2.220	5
	690911	Ceramic Wares; For Laboratory, Chemical Or Other Technical Uses, Of Porcel	25.876	87.513	46.522	95.172
	690919	Ceramic Wares; For Laboratory, Chemical Or Other Technical Uses, Other Th	14.488	1.429	12.656	278
	690990	Ceramic Wares; Pots, Jars And Similar Articles Of A Kind Used For The Conve	74.484	24.881	75.456	54.477
	691010	Ceramic Sinks, Wash Basins, Wash Basin Pedestals, Baths, Bidets, Water Clos	59.775	42.969	80.623	50.026
	691090	Ceramic Sinks, Wash Basins, Wash Basin Pedestals, Baths, Bidets, Water Clos	108.236	125.787	140.921	179.538
	691110	Tableware And Kitchenware; Of Porcelain Or China	3.024.341	3.084.855	7.139.093	7.287.453
	691190	Household And Toilet Articles; N.e.c. In Heading No. 6911, Of Porcelain Or Cl	6.820	1.015	25.941	3.281
	691200	Ceramic Tableware, Kitchenware, Other Household Articles And Toilet Articl	1.601.451	1.672.619	4.403.849	4.880.733
	691310	Ceramic Statuettes And Other Ornamental Ceramic Articles, Of Porcelain Or	62.534	73.817	433.187	706.491
	691390	Ceramic Statuettes And Other Ornamental Ceramic Articles; Other Than Of P	257.999	635.153	1.990.825	3.548.721
	691410	Ceramic Articles N.e.c. In Chapter 69; Of Porcelain Or China	23.703	9.441	29.336	35.451
	691490	Ceramic Articles N.e.c. In Chapter 69; Other Than Of Porcelain Or China	447.879	480.696	537.977	555.962
	700220	Glass; Unworked, In Rods		5		50
	700312	Glass; Cast Glass And Rolled Glass, Non-wired Sheets, Coloured Through The	142.279	86.016	75.849	47.904
	700319	Glass; Cast Glass And Rolled Glass, Non-wired Sheets, (excluding Those Colou	87.071	115.505	29.652	51.866
	700420	Glass; Drawn And Blown, In Sheets, Coloured Throughout The Mass (body Tinted), Opacified,		368		1.354
	700490	Glass; Drawn And Blown, In Sheets, (other Than Glass Coloured Throughout	1.131	6.450	1.204	4.213
	700529	Glass; Float Glass And Surface Ground Or Polished Glass, In Sheets, Non-wired, (other Than Co		28		100
	700600	Glass Of Heading No. 7003, 7004 Or 7005; Bent, Edge-worked, Engraved, Dri	925	68	2.511	142
	700719	Glass; Safety Glass, Toughened (tempered), (not Of A Size And Shape Suitabl	2.163	1.981	8.184	8.082
	700729	Glass; Safety Glass, Laminated, (not Of A Size And Shape Suitable For Incorporation In Vehicles		172		534
	700910	Glass; Rear-view Mirrors For Vehicles	3.179	7.875	7.621	5.677
	700991	Glass Mirrors; Unframed, Excluding Rear-view Mirrors For Vehicles	225.558	262.729	250.825	272.231
	700992	Glass Mirrors; Framed, Excluding Rear-view Mirrors For Vehicles	979.091	1.394.581	4.898.168	7.298.280
	701020	Glass; Stoppers, Lids And Other Closures	949		3.343	
	701090	Glass; Carboys, Bottles, Flasks, Jars, Pots, Phials And Other Containers Of Gla	1.025	205	2.225	9.952
	701110	Glass Envelopes (including Bulbs And Tubes); Open, And Glass Parts Thereof,	1.877	8.504	5.498	50.734
	701190	Glass Envelopes (including Bulbs And Tubes); Open, And Glass Parts Thereof, Without Fittings,		116		738

https://www.bps.go.id

Tabel 2. Ekspor Provinsi Asal Barang Dirinci Menurut Kode HS6 Digit, 2020—2021

Provinsi Asal	Kode HS 6	Deskripsi HS 6 Digit	Berat Bersih (Kg)		Nilai FOB (US$)	
			2020	2021	2020	2021
(1)	(2)	(3)	(4)	(5)	(6)	(7)
Jawa Tengah						
	701310	Glassware; Of A Kind Used For Table, Kitchen, Toilet, Office, Indoor Decorati	15.675	20.021	62.648	56.964
	701328	Stemware Drinking Glasses, Other Than Of Lead Crystal Or Glass-ceramics	39.364	24.949	161.742	134.257
	701333	Glassware; Drinking Glasses (not Stemware), Of Lead Crystal	255		22	
	701337	Glassware; Drinking Glasses (not Stemware), Other Than Of Lead Crystal Or (	6.938		9.863	
	701341	Glassware Of A Kind Used For Table Or Kitchen Purposes (not Drinking Glasses), Of Lead Cryst		61		130
	701342	Glassware Of A Kind Used For Table Or Kitchen Purposes (not Drinking Glass	28.331	33.078	22.438	19.450
	701349	Glassware Of A Kind Used For Table Or Kitchen Purposes (not Drinking Glass	1.574	48.093	1.503	64.399
	701399	Glassware; N.e.c. In Heading No. 7013, Other Than Of Lead Crystal	124.851	39.707	192.979	89.692
	701610	Glass Cubes And Other Glass Smallwares; Whether Or Not On A Backing, For	5.912	2.038	154.120	88.794
	701690	Multicellular Or Foam Glass; In Blocks, Panels, Plates, Shells Or Similar Forms	3.631	7.578	5.743	11.233
	701810	Glass; Beads, Imitation Pearls, Imitation Precious Or Semi-precious Stones A	17	195	5.905	40.242
	701890	Glass; Articles Thereof, Statuettes And Other Ornaments Of Lamp Worked Glass, Other Than I		263		680
	701919	Glass Fibres; (including Glass Wool), Slivers, Yarns And Threads	1.980	500	871	5.000
	702000	Glass; Articles N.e.c. In Chapter 70	695	5.423	4.436	8.179
	710121	Pearls; Cultured, Unworked, Whether Or Not Graded (but Not Strung, Moun	2	7	2.449	16.421
	710229	Diamonds; Industrial, (other Than Unworked Or Simply Sawn, Cleaved Or Br	0	1	154.545	153.856
	710391	Stones; Rubies, Sapphires And Emeralds, Worked (other Than Simply Sawn Or Roughly Shape		37		184
	710900	Base Metals Or Silver; Clad With Gold, Not Further Worked Than Semi-manu	4		20	
	711311	Jewellery; Of Silver, Whether Or Not Plated Or Clad With Other Precious Me	5.456	5.735	10.392.726	13.116.379
	711319	Jewellery; Of Precious Metal (excluding Silver) Whether Or Not Plated Or Cla	1.474	2.578	37.725.898	89.128.469
	711320	Jewellery; Of Base Metal Clad With Precious Metal, And Parts Thereof	27	1	33.936	1.100
	711590	Metal; Precious Or Metal Clad With Precious Metal, Other Than That Of Item	0		164	
	711620	Stones; Precious Or Semi-precious Stones (natural, Synthetic Or Reconstruct	195		8.070	
	711711	Jewellery; Imitation, Cuff Links And Studs, Of Base Metal, Whether Or Not Pl	3		797	
	711719	Jewellery; Imitation, (excluding Cuff Links And Studs), Of Base Metal, Wheth	78.319	60.769	2.113.081	2.157.266
	711790	Jewellery; Imitation, Of Other Than Base Metal, Whether Or Not Plated With	36.197	62.112	68.648	131.190
	720421	Ferrous Waste And Scrap; Of Stainless Steel	121.762	137.280	90.913	165.630
	720690	Iron Or Non-alloy Steel; Primary Forms (excluding Ingots And Iron Of Heading	2	10	10	784
	721020	Iron Or Non-alloy Steel; Flat-rolled, Width 600mm Or More, Plated Or Coate	49.589		23.240	
	721061	Iron Or Non-alloy Steel; Flat-rolled, Width 600mm Or More, Plated Or Coate	232		900	
	721070	Iron Or Non-alloy Steel; Flat-rolled, Width 600mm Or More, Painted, Varnished Or Coated Wit		5		82
	721240	Iron Or Non-alloy Steel; Flat-rolled, Width Less Than 600mm, Painted, Varnis	1	2	12	33
	721250	Iron Or Non-alloy Steel; Flat-rolled, Width Less Than 600mm, Plated Or Coat	1		5	
	721310	Iron Or Non-alloy Steel; Bars And Rods, Hot-rolled, In Irregularly Wound Coil	15		2	
	721499	Iron Or Non-alloy Steel; Bars And Rods, Hot-rolled, Hot-drawn Or Hot-extrud	8.000		6.800	
	721510	Iron Or Non-alloy Steel; Bars And Rods, Of Free-cutting Steel, Cold-formed Or Cold-finished, N		15		10
	721710	Iron Or Non-alloy Steel; Wire, (not Plated Or Coated), Whether Or Not Polish	1		1	
	721720	Iron Or Non-alloy Steel; Wire, Plated Or Coated With Zinc	2.633	1.192	6.708	2.980
	721730	Iron Or Non-alloy Steel; Wire, Plated Or Coated With Base Metals (other Tha	60		345	
	721790	Iron Or Non-alloy Steel; Wire, N.e.c. In Heading No. 7217		11		800
	721810	Steel, Stainless; Ingots And Other Primary Forms		41		1.924
	721899	Steel, Stainless; Semi-finished Products, Other Than Of Rectangular Cross-se	59	86	235	538
	722012	Steel, Stainless; Flat-rolled, Width Less Than 600mm, Hot-rolled, Of A Thickn	8.680		4.514	
	722020	Steel, Stainless; Flat-rolled, Width Less Than 600mm, Cold-rolled		32		203
	722219	Steel, Stainless; Bars And Rods, Hot-rolled, Hot-drawn Or Extruded, Other Th	62		1.057	
	722300	Steel, Stainless; Wire	1.521	3	6.084	101
	730120	Iron Or Steel; Angles, Shapes And Sections, Welded		570		4.859
	730210	Iron Or Steel, Railway Or Tramway Track Construction Material; Rails	101		343	
	730300	Cast Iron; Tubes, Pipes And Hollow Profiles		3		3
	730411	Iron Or Steel (excluding Cast Iron); Seamless, Line Pipe Of A Kind Used For O	19	0	120	26
	730419	Iron Or Steel (excluding Cast Iron Or Stainless Steel); Seamless, Line Pipe Of A Kind Used For O		317		3.891
	730423	Iron Or Steel (excluding Cast Iron Or Stainless Steel); Seamless, Drill Pipe, Of A Kind Used In Dr		3		3
	730431	Iron Or Non-alloy Steel (excluding Cast Iron); Seamless, Cold-drawn Or Cold-rolled, Tubes, Pip		1		3
	730439	Iron Or Non-alloy Steel (excluding Cast Iron); Seamless, (excluding Cold-draw	4		1.344	
	730619	Iron Or Steel (excluding Cast Iron); Line Pipe Of A Kind Used For Oil Or Gas Pi	200		231	
	730630	Iron Or Non-alloy Steel (excluding Cast Iron); Tubes And Pipes (not Seamless	3.468	43	3.078	104
	730690	Iron Or Steel (excluding Cast Iron); Tubes, Pipes And Hollow Profiles (not Sea	300		2.411	
	730711	Cast Iron; Cast Fittings, Of Non-malleable Cast Iron	6		7	
	730719	Iron Or Steel; Cast Fittings, Other Than Of Non-malleable Cast Iron	7.895.678	8.556.793	18.361.356	22.321.295
	730791	Iron Or Steel; Tube Or Pipe Fittings, Flanges, Other Than Stainless Steel		5.000		9.880

https://www.bps.go.id

Tabel 2. Ekspor Provinsi Asal Barang Dirinci Menurut Kode HS6 Digit, 2020—2021

Provinsi Asal	Kode HS 6	Deskripsi HS 6 Digit	Berat Bersih (Kg)		Nilai FOB (US$)	
			2020	2021	2020	2021
(1)	(2)	(3)	(4)	(5)	(6)	(7)
Jawa Tengah						
	730793	Iron Or Steel; Tube Or Pipe Fittings, Butt Welding Fittings, Other Than Stainless Steel		12		27.495
	730799	Iron Or Steel; Tube Or Pipe Fittings, N.e.c. In Item No. 7307.9, Other Than St	1.292.375	2.359.124	2.297.082	5.279.598
	730810	Iron Or Steel; Structures And Parts Thereof, Bridges And Bridge-sections	1.979	100	1.650	11
	730820	Iron Or Steel; Structures And Parts Thereof, Towers And Lattice Masts	56.239	5.870	34.518	3.853
	730830	Iron Or Steel; Structures And Parts Thereof, Doors, Windows And Their Frames And Threshold		90		18
	730840	Iron Or Steel; Structures And Parts Thereof, Props And Similar Equipment For Scaffolding, Shu		348.953		52.862
	730890	Iron Or Steel; Structures And Parts Thereof, N.e.c. In Heading 7308	20.097	578	73.133	4.175
	730900	Reservoirs, Tanks, Vats And Similar Containers; For Any Material (excluding Compressed Or Li		14.000		17.000
	731010	Tanks, Casks, Drums, Cans, Boxes And Similar Containers, For Any Material (excluding Compre		26		826
	731021	Cans; Which Are To Be Closed By Soldering Or Crimping, For Any Material (excluding Compres		1		1
	731029	Tanks, Casks, Drums, Boxes And Similar Containers For Any Material (excludi	485.642	483.476	1.835.588	1.907.575
	731100	Containers For Compressed Or Liquefied Gas, Of Iron Or Steel	9	2	600	128
	731210	Iron Or Steel; Stranded Wire, Ropes And Cables, Not Electrically Insulated	322	563	2.295	6.154
	731290	Iron Or Steel; Plaited Bands, Slings And The Like, Not Electrically Insulated	0	2.998	0	1.033
	731419	Iron Or Steel; Woven Cloth, Other Than Of Stainless Steel		33		100
	731450	Iron Or Steel; Expanded Metal	13		40	
	731512	Chain; Articulated Link, (other Than Roller), Of Iron Or Steel	8.106	600	27.950	2.572
	731582	Chain; Welded Link Chain, Of Iron Or Steel		4.483		48.424
	731700	Iron Or Steel; Nails, Tacks, Drawing Pins, Corrugated Nails, Staples (not Thos	57	13	1.340	27
	731812	Iron Or Steel; Threaded Wood Screws Other Than Coach Screws	140	151	1.655	1.609
	731813	Iron Or Steel; Threaded Screw Hooks And Screw Rings		2		5
	731814	Iron Or Steel; Threaded Self-tapping Screws	2	33	102	271
	731815	Iron Or Steel; Threaded Screws And Bolts N.e.c. In Item No. 7318.1, Whether	118	170	689	3.414
	731816	Iron Or Steel; Threaded Nuts	31	52	18.450	3.836
	731819	Iron Or Steel; Threaded Screws, Bolts And Nuts N.e.c. In Item No. 7318.1	29	66	197	1.718
	731823	Iron Or Steel; Non-threaded Rivets		1		1
	731829	Iron Or Steel; Non-threaded Articles, N.e.c. In Item No. 7318.2	46	5	2.854	174
	731940	Safety Pins And Other Pins; Of Iron Or Steel	119	39	2.148	1.115
	731990	Sewing And Knitting Needles, Bodkins, Crochet Hooks, Embroidery Stilettos /	0	3	960	32
	732020	Iron Or Steel; Helical Springs And Leaves For Springs	1		1	
	732090	Iron Or Steel; Springs N.e.c. In Heading No. 7320	180	316	963	2.501
	732111	Cooking Appliances And Plate Warmers; For Gas Fuel Or For Both Gas And O	68.332	131.062	817.912	1.621.952
	732112	Cooking Appliances And Plate Warmers; For Liquid Fuel, Of Iron Or Steel	126		510	
	732119	Cooking Appliances And Plate Warmers; For Solid Fuel And Fuels Other Than	22	45	802	647
	732190	Domestic Appliances; Non-electric, Parts Thereof, Of Iron Or Steel	35.889	58.635	127.374	191.386
	732310	Iron Or Steel; Wool, Pot Scourers And Scouring Or Polishing Pads, Gloves An	1		16	
	732391	Cast Iron; Table, Kitchen And Other Household Articles And Parts Thereof, O	32.521	10.451	57.687	70.683
	732392	Cast Iron; Table, Kitchen And Other Household Articles And Parts Thereof, O	65.698		77.010	
	732393	Steel, Stainless; Table, Kitchen And Other Household Articles And Parts Ther	77.691	87.669	599.971	712.208
	732399	Iron Or Steel; Table, Kitchen And Other Household Articles And Parts Thereo	50.830	23.061	157.996	135.120
	732410	Steel; Sinks And Wash Basins, Of Stainless Steel	5.242	13.848	55.864	88.309
	732421	Cast Iron, Baths, Whether Or Not Enamelled	440	1.330	2.705	17.558
	732429	Iron (other Than Cast) Or Steel; Baths	3.959	3.200	77.036	61.741
	732490	Iron Or Steel; Sanitary Ware And Parts Thereof, Excluding Sinks, Wash Basins	1.533	10.436	18.010	44.664
	732510	Iron; Articles Of Non-malleable Cast Iron	3.406	15.168	7.887	7.978
	732599	Iron Or Steel; Cast Articles, Excluding Grinding Balls And Similar Articles For M	38.702	198.198	83.835	227.047
	732619	Iron Or Steel; Articles N.e.c. In Item No. 7326.11, Forged Or Stamped, But No	1.021	123	3.833	883
	732620	Iron Or Steel; Wire Articles	66.995	37.859	99.147	61.442
	732690	Iron Or Steel; Articles N.e.c. In Heading 7326	84.826	71.822	387.657	192.541
	740321	Copper; Copper-zinc Base Alloys (brass) Unwrought	8.770	916	42.951	15.624
	740322	Copper; Copper-tin Base Alloys (bronze) Unwrought	140	7.228	770	49.394
	740400	Copper; Waste And Scrap	62.425		368.046	
	740721	Copper; Bars, Rods And Profiles, Of Copper-zinc Base Alloys (brass)	18.982	6.421	137.726	61.366
	740729	Copper; Bars, Rods And Profiles, Of Copper Alloys (other Than Copper-zinc B	47	852	164	9.625
	740811	Copper; Wire, Of Refined Copper, Of Which The Maximum Cross-sectional D	350		6.520	
	740821	Copper; Wire, Of Copper-zinc Base Alloys (brass)	1	10	4	48
	740829	Copper; Wire, Of Copper Alloys (other Than Copper-zinc Base Alloys, Copper	143	1.731	2.505	20.541
	740919	Copper; Plates And Sheets, Of A Thickness Exceeding 0.15mm, Of Refined Co	3	1	5	2
	740929	Copper; Plates And Sheets, Of A Thickness Exceeding 0.15mm, Of Copper-zir	546	596	18.852	14.336
	741021	Copper; Foil, Backed With Paper, Paperboard, Plastics Or Similar Backing Material, Of A Thickr		185		97

https://www.bps.go.id

Tabel 2. Ekspor Provinsi Asal Barang Dirinci Menurut Kode HS6 Digit, 2020—2021

Provinsi Asal	Kode HS 6	Deskripsi HS 6 Digit	Berat Bersih (Kg)		Nilai FOB (US$)	
			2020	2021	2020	2021
(1)	(2)	(3)	(4)	(5)	(6)	(7)
Jawa Tengah						
	741121	Copper; Tubes And Pipes, Of Copper-zinc Base Alloys (brass)	4.109	2.910	1.890	1.310
	741129	Copper; Tubes And Pipes, Of Copper Alloys (other Than Copper-zinc, Copper	1	504	26	5.487
	741220	Copper; Tube Or Pipe Fittings (e.g. Couplings, Elbows, Sleeves) Of Copper All	10	100	560	14.633
	741510	Copper; Nails And Tacks, Drawing Pins, Staples And Similar Articles Of Coppe	2		40	
	741521	Copper; Washers, (including Spring Washers), Not Threaded		1		1
	741529	Copper; Rivets, Cotters, Cotter-pins And Similar Articles, Not Threaded	40		700	
	741533	Copper; Screws, Bolts And Nuts, Threaded	358	1.167	5.497	16.324
	741539	Copper; Articles N.e.c. In Heading No. 7415	1	5	35	167
	741810	Copper; Table, Kitchen Or Other Household Articles And Parts Thereof; Pot S	14.060	6.360	51.420	74.826
	741820	Copper; Sanitary Ware And Parts Thereof	2.588		32.415	
	750300	Nickel; Waste And Scrap		60.000		20.400
	750890	Nickel; Articles Thereof N.e.c. In Item No. 7508.1	185		576	
	760120	Aluminium; Unwrought, Alloys	104.000	25.000	180.909	43.856
	760200	Aluminium; Waste And Scrap	285.902		350.954	
	760410	Aluminium; (not Alloyed), Bars, Rods And Profiles	1		5	
	760429	Aluminium; Alloys, Bars, Rods And Profiles, Other Than Hollow	36	11.302	3.173	49.909
	760529	Aluminium; Alloys, Wire, Maximum Cross-sectional Dimension Is 7mm Or Le	392	11	5.857	116
	760612	Aluminium; Plates, Sheets And Strip, Thickness Exceeding 0.2mm, Alloys, Rectangular (includi		2		3
	760692	Aluminium; Plates, Sheets And Strip, Thickness Exceeding 0.2mm, Alloys, (not Rectangular Or		350		85
	760719	Aluminium; Foil, (not Backed), Of A Thickness Not Exceeding 0.2mm, Not Rol	23.332	17.671	97.353	149.088
	760720	Aluminium; Foil, Backed With Paper, Paperboard, Plastics Or Similar Backing	5.527		30.432	
	760820	Aluminium; Tubes And Pipes, Alloys	1		2	
	761010	Aluminium; Structures (excluding Prefabricated Buildings Of Heading No. 9406) And Parts Of S		50		811
	761090	Aluminium; Structures (excluding Prefabricated Buildings Of Heading No. 94	1.911		8.387	
	761290	Aluminium; Casks, Drums, Cans, Boxes And The Like For Any Material (not C	6		52	
	761490	Aluminium; Stranded Wire, Cables, Plaited Bands And The Like, (not Electric	1.410		2.804	
	761510	Aluminium; Table, Kitchen Or Other Household Articles And Parts Thereof; P	2.040	5.618	16.620	33.274
	761520	Aluminium; Sanitary Ware And Parts Thereof	2		101	
	761610	Aluminium; Nails, Tacks, Staples (other Than Those Of Heading No. 8305), S	173	187	3.247	3.232
	761699	Aluminium; Articles N.e.c. In Heading 7616	12.228	15.989	70.703	89.892
	780600	Lead; Articles N.e.c. In Chapter 78	1.020		2.295	
	790700	Zinc; Articles N.e.c. In Chapter 79	3.168	63	6.228	946
	810890	Titanium; Other Than Unwrought, N.e.c. In Heading No. 8108		813		15.676
	820110	Tools, Hand; Spades And Shovels	67		90	
	820130	Tools, Hand; Mattocks, Picks, Hoes And Rakes		10		57
	820190	Tools, Hand; Forks, Scythes, Sickles, Hay Knives, Timber Wedges, And Other	8	436	53	5.020
	820220	Tools, Hand; Band Saw Blades		70		1.094
	820231	Tools, Hand; Circular Saw Blades (including Slitting Or Slotting Saw Blades), With Working Part		483		140
	820239	Tools, Hand; Circular Saw Blades (including Slitting Or Slotting Saw Blades), W	120		5.188	
	820299	Tools, Hand; Saw Blades N.e.c. In Heading No. 8202		5		22
	820310	Tools, Hand; Files, Rasps And Similar Tools	232.510	452.994	1.216.782	2.297.602
	820320	Tools, Hand; Pliers (including Cutting Pliers), Pincers, Tweezers And Similar T	2	511	28	16.424
	820330	Tools, Hand; Metal Cutting Shears And Similar Tools	1		16	
	820412	Tools, Hand; Hand-operated Spanners And Wrenches (including Torque Met	3	1	170	15
	820420	Tools, Hand; Interchangeable Spanner Sockets, With Or Without Handles	525		1.919	
	820520	Tools, Hand; Hammers And Sledge Hammers	511		6.529	
	820540	Tools, Hand; Screwdrivers		0		3
	820551	Tools, Hand; Household Tools		25		25
	820559	Tools, Hand; Other Hand Tools (including Glaziers Diamonds), Excluding Hou	3.356	0	3.239	1
	820590	Tools, Hand; N.e.c. In Heading 8205, Including Anvils, Portable Forges, Hand	130		853	
	820600	Tools, Hand; Two Or More Of Heading No. 8202 To 8205, Put Up In Sets For	6		465	
	820719	Tools, Interchangeable; Rock Drilling Or Earth Boring Tools, With Working Pa	8		116	
	820730	Tools, Interchangeable; (for Machine Or Hand Tools, Whether Or Not Power-operated), Tools		3		4.232
	820750	Tools, Interchangeable; (for Machine Or Hand Tools, Whether Or Not Power	1.161	6.172	30.506	149.588
	820760	Tools, Interchangeable; (for Machine Or Hand Tools, Whether Or Not Power	160		220	
	820820	Tools; Knives And Cutting Blades, For Wood Working Machines Or Mechanic	1		6	
	820830	Tools; Knives And Cutting Blades, For Kitchen Appliances Or For Machines Used By The Food I		42		257
	820890	Tools; Knives And Cutting Blades, For Machines Or Mechanical Appliances, N	644	246	1.581	8.694
	821191	Knives; Table Knives, Having Fixed Cutting Blades, Serrated Or Not, Excluding	94		63	
	821193	Knives; With Cutting Blades, (having Other Than Fixed Blades), Serrated Or N	10	155	24	570

https://www.bps.go.id

Tabel 2. Ekspor Provinsi Asal Barang Dirinci Menurut Kode HS6 Digit, 2020—2021

Provinsi Asal	Kode HS 6	Deskripsi HS 6 Digit	Berat Bersih (Kg)		Nilai FOB (US$)	
			2020	2021	2020	2021
(1)	(2)	(3)	(4)	(5)	(6)	(7)
Jawa Tengah						
	821195	Knives; With Handles Of Base Metal		8		462
	821300	Scissors; Tailors' Shears, Similar Shears And Blades Therefore	3		50	
	821520	Cutlery; Sets Of Assorted Articles (e.g. Spoons, Forks, Ladles, Skimmers, Cake	238	44	1.430	2.636
	821599	Cutlery; Other Than Plated With Precious Metal	209	596	9.809	3.131
	830110	Padlocks; (key, Combination Or Electrically Operated), Of Base Metal	113	1	399	40
	830130	Locks; Of A Kind Used For Furniture (key, Combination Or Electrically Operat	1	40	10	1.950
	830140	Locks; (other Than Those For Motor Vehicles Or Furniture), (key, Combinatio	205	280	1.218	1.652
	830160	Locks; Parts Of Padlocks, Locks, Clasps And Frames With Clasps Incorporating	8	11	37	63
	830170	Keys; Presented Separately, Of Base Metal	2	5	180	64
	830210	Hinges; Suitable For Furniture, Doors, Staircases, Windows, Blinds, Coachwo	1.316	608	8.584	17.013
	830220	Castors; With Mountings, Of Base Metal	13.435	25.304	97.956	155.693
	830230	Mountings, Fittings And Similar Articles; For Motor Vehicles, Of Base Metal	254	1.647	2.074	8.003
	830241	Mountings, Fittings And Similar Articles; Of Base Metal, Suitable For Building	42	388	1.831	6.803
	830242	Mountings, Fittings And Similar Articles; Suitable For Furniture Of Base Meta	66.922	47.616	225.617	286.317
	830249	Mountings, Fittings And Similar Articles; Suitable For Other Than Buildings O	314	1.238	2.627	2.713
	830250	Hat-racks, Hat-pegs, Brackets And Similar Fixtures, Of Base Metal	20.160	40.108	71.605	106.704
	830260	Automatic Door Closures; Of Base Metal		1		10
	830300	Safes; Armoured Or Reinforced, Strong-boxes, Doors And Safe Deposit Locke	942		1.856	
	830400	Office Equipment; Filing Cabinets, Card-index Cabinets, Paper Trays, Paper R	7.090	15.673	68.683	145.736
	830510	Stationery; Fittings For Loose-leaf Binders Or Files, Of Base Metal		154		695
	830520	Stationery; Staples In Strips, (e.g. For Offices, Upholstery, Packaging), Of Base Metal		1		5
	830590	Stationery; Letter Clips, Letter Corners, Paper Clips, Indexing Tags And Simila	9.492	5.846	31.803	27.814
	830610	Bells, Gongs And The Like; Non-electric, Of Base Metal	36.299	19.741	562.858	443.060
	830621	Statuettes And Other Ornaments; Of Base Metal Plated With Precious Metal	6.077	286	12.618	4.672
	830629	Statuettes And Other Ornaments; Of Base Metal Other Than Plated With Pre	140.728	109.664	1.047.775	925.807
	830630	Photograph, Picture Or Similar Frames, Mirrors; Of Base Metal	4.238	10.518	22.523	58.744
	830710	Tubing; Flexible, With Or Without Fittings, Of Iron Or Steel		5		398
	830810	Hooks, Eyes And Eyelets; Of Base Metal, Of A Kind Used For Clothing, Footw	23.906	44.090	449.959	960.001
	830820	Rivets; Tubular Or Bifurcated, Of Base Metal	1	0	9	1
	830890	Clasps, Frames With Clasps, Buckles, Buckle Clasps; Of Base Metal, Of A Kind	6.816	1.223	147.080	31.983
	830990	Stoppers; Caps And Lids, Of Base Metal	16.407	5.549	181.593	64.163
	831000	Sign Plates, Name-plates, Address-plates And Similar Plates, Numbers, Lette	2.806	214	6.815	718
	831110	Electrodes; Coated, Of Base Metal, For Electric Arc-welding		25		74
	840220	Boilers; Super-heated Water Boilers	10		600	
	840290	Boilers; Parts Of Steam Or Other Vapour Generating Boilers	44.455		484.025	
	840681	Turbines; Steam And Other Vapour Turbines, (for Other Than Marine Propul	322		20.000	
	840729	Engines; For Marine Propulsion, (other Than Outboard Motors), Spark-ignitio	160.046	295.274	2.406.283	4.960.995
	840890	Engines; Compression-ignition Internal Combustion Piston Engines (diesel Or	510.071	293.978	3.945.470	2.197.875
	840991	Engines; Parts, Suitable For Use Solely Or Principally With Spark-ignition Inte	362		10.000	
	840999	Engines; Parts For Internal Combustion Piston Engines (excluding Spark-ignit	89.061	114.985	515.892	655.358
	841011	Turbines; Hydraulic Turbines And Water Wheels, Of A Power Not Exceeding	408		479	
	841221	Engines; Hydraulic Power Engines And Motors, Linear Acting (cylinders)	22		427	
	841231	Engines; Pneumatic Power Engines And Motors, Linear Acting (cylinders)	1	1	2	417
	841290	Engines; Parts, For Engines And Motors Of Heading No. 8412	2		83	
	841319	Pumps; For Liquids, Fitted Or Designed To Be Fitted With A Measuring Devic	1	90	15	6.451
	841320	Pumps; Hand, Fitted Or Designed To Be Fitted With A Measuring Device, For	3	2.581	7	8.685
	841330	Pumps; Fuel, Lubricating Or Cooling Medium Pumps For Internal Combustion Piston Engines		110		5.934
	841340	Pumps; Concrete Pumps	30		935	
	841350	Pumps; Reciprocating Positive Displacement Pumps, N.e.c. In Heading No. 8413, For Liquids		468		20.876
	841360	Pumps; Rotary Positive Displacement Pumps, N.e.c. In Heading No. 8413, For Liquids		100		16.795
	841370	Pumps; Centrifugal, N.e.c. In Heading No. 8413, For Liquids	3.563	10.340	12.525	31.153
	841381	Pumps And Liquid Elevators; N.e.c. In Heading No. 8413		44		3
	841391	Pumps; Parts Thereof	26		569	
	841410	Pumps; Vacuum	20	330	292	2.829
	841420	Pumps; Hand Or Foot-operated Air Pumps		12		233
	841430	Compressors; Of A Kind Used In Refrigerating Equipment	532	222	3.490	734
	841440	Compressors; Air Compressors Mounted On A Wheeled Chassis For Towing		5		105
	841451	Fans; Table, Floor, Wall, Window, Ceiling Or Roof Fans, With A Self-containe	75.149	28.422	420.095	170.511
	841459	Fans; N.e.c. In Item No. 8414.51	175		10.711	
	841460	Hoods; Ventilating Or Recycling Hoods Incorporating A Fan, Whether Or Not	1.662	2.874	9.698	20.209

https://www.bps.go.id

Tabel 2. Ekspor Provinsi Asal Barang Dirinci Menurut Kode HS6 Digit, 2020—2021

Provinsi Asal	Kode HS 6	Deskripsi HS 6 Digit	Berat Bersih (Kg)		Nilai FOB (US$)	
			2020	2021	2020	2021
(1)	(2)	(3)	(4)	(5)	(6)	(7)
Jawa Tengah						
	841480	Pumps And Compressors; For Air, Vacuum Or Gas, N.e.c. In Heading No. 841	10.644	26.698	12.798	12.744
	841490	Pumps And Compressors; Parts, Of Air Or Vacuum Pumps, Air Or Other Gas (	137	22	4.347	215
	841510	Air Conditioning Machines; Comprising A Motor-driven Fan And Elements Fc	14.465.236	23.411.787	71.485.853	129.515.879
	841581	Air Conditioning Machines; Containing A Motor Driven Fan, Other Than Winc	1.892		19.896	
	841582	Air Conditioning Machines; Containing A Motor Driven Fan, Other Than Winc	10.618	130	57.353	755
	841590	Air Conditioning Machines; With Motor Driven Fan And Elements For Tempe	28	39.975	249	256.131
	841690	Furnaces; Parts Of Furnace Burners, For Liquid Fuel, Pulverized Solid Fuel Or	7		10	
	841720	Ovens; Non-electric, Bakery Ovens, Including Biscuit Ovens	20	168	130	1.648
	841790	Furnaces And Ovens; Parts Of Non-electric Furnaces And Ovens (including Incinerators), Of Inc		17		237
	841810	Refrigerators And Freezers; Combined Refrigerator-freezers, Fitted With Sep	18.911	47.592	460.707	157.656
	841821	Refrigerators; For Household Use, Compression-type, Electric Or Other	2.979.774	8.595.261	8.362.148	27.039.217
	841829	Refrigerators; Household, Electric Or Not, Other Than Compression-type	64		260	
	841830	Freezers; Of The Chest Type, Not Exceeding 800l Capacity	7.045	11.150	27.229	44.125
	841840	Freezers; Of The Upright Type, Not Exceeding 900l Capacity	205	123	944	944
	841850	Furniture Incorporating Refrigerating Or Freezing Equipment; For Storage An	29.332	49.844	151.941	340.745
	841869	Refrigerating Or Freezing Equipment; N.e.c. In Heading No. 8418	735	432	13.999	6.305
	841899	Refrigerating Or Freezing Equipment; Parts Thereof, Other Than Furniture	8.052	30.467	29.791	125.074
	841911	Heaters; Instantaneous Gas Water Heaters, For Domestic Or Other Purposes	9	9	374	586
	841919	Heaters; Instantaneous Or Storage Water Heaters, Non-electric, Other Than Instantaneous Ga		10		25
	841920	Sterilizers; For Medical, Surgical Or Laboratory Use, Not Used For Domestic F	723	1	8.141	22
	841939	Dryers; For Products N.e.c. In Heading No. 8419, Not Used For Domestic Pur	1	40.258	25	82.016
	841940	Distilling Or Rectifying Plant; Not Used For Domestic Purposes		160.491		798.379
	841950	Heat Exchange Units; Not Used For Domestic Purposes	525	3.591	689	2.514
	841981	Machinery, Plant And Equipment; For Making Hot Drinks, For Cooking Or He	8.805	7.048	131.421	119.659
	841989	Machinery, Plant And Laboratory Equipment; For Treating Materials By Char	65	50	806	1.383
	841990	Machinery, Plant And Laboratory Equipment; Parts Of Equipment For Treatir	1	2	417	271
	842099	Machines; Parts, (other Than Cylinders), For Calendering Or Other Rolling Machines, For Othe		400		6.000
	842119	Centrifuges; N.e.c. In Heading No. 8421, Including Centrifugal Dryers (but Nc	131.669	16.248	412.745	57.615
	842121	Machinery; For Filtering Or Purifying Water	40	3.762	41	39.308
	842123	Machinery; Filtering Or Purifying Machinery, Oil Or Petrol Filters For Internal Combustion Engi		326		1.248
	842131	Machinery; Intake Air Filters For Internal Combustion Engines	401	26	2.500	142
	842139	Machinery; For Filtering Or Purifying Gases, Other Than Intake Air Filters For Internal Combust		5.235		18.505
	842199	Machinery; Parts For Filtering Or Purifying Liquids Or Gases	2.080	2.111	5.005	7.674
	842211	Dish Washing Machines; Of The Household Type		45		47
	842219	Dish Washing Machines; Of Other Than Household Type	691	294	13.531	3.822
	842230	Machinery; For Filling, Closing, Sealing, Capsuling Or Labelling Bottles, Cans,	5.232		554.680	
	842240	Machinery; For Packing Or Wrapping	6.615		159.989	
	842290	Machinery; Parts Of Machinery Of Heading No. 8422	47	29	965	1.544
	842310	Weighing Machines; Personal (including Baby Scales) And Household Scales		2		8
	842381	Weighing Machines; Having A Maximum Weighing Capacity Not Exceeding 3	9		170	
	842390	Weighing Machines; Weights Of All Kinds, Parts Of Weighing Machinery	5		132	
	842420	Spray Guns And Similar Appliances	94	46	2.148	8.314
	842489	Mechanical Appliances; For Projecting, Dispersing Or Spraying Liquids Or Pov	84	70	655	549
	842490	Mechanical Appliances; Parts Of Machines Projecting, Dispersing Or Spraying	3.682	4.158	146.505	271.018
	842519	Pulley Tackle And Hoists; Not Powered By An Electric Motor (excluding Skip I	56		400	
	842531	Winches; Capstans; Powered By An Electric Motor	400		12.691	
	842542	Jacks And Hoists; Hydraulic, Of A Kind Used For Raising Vehicles	9.684	7	25.080	41
	842641	Cranes; Self-propelled Derricks And Cranes, On Tyres, N.e.c. In Heading No. 8	40.115		579.788	
	842649	Cranes; Self-propelled Derricks And Cranes, Not On Tyres, N.e.c. In Heading No. 8426		291.584		261.229
	842710	Fork-lift And Other Works Trucks; Fitted With Lifting Or Handling Equipment	7.585		57.966	
	842790	Fork-lift And Other Works Trucks; Fitted With Lifting Or Handling Equipment	13.000		66.756	
	842919	Bulldozers And Angledozers; Self-propelled, Other Than Track Laying	684		4.870	
	842930	Scrapers; Self-propelled	0		2	
	842959	Mechanical Shovels, Excavators And Shovel Loaders; N.e.c. In Item No. 8429.50		25.525		3.325
	843110	Machinery; Parts Of The Machinery Of Heading No. 8425	1	12	3	449
	843139	Machinery; Parts Of The Machinery Of Heading No. 8428, (other Than Lifts, Skip Hoists Or Esc		18		634
	843143	Boring Or Sinking Machinery; Parts Of The Machinery Of Item No. 8430.41 O	13	1	817	21
	843149	Machinery; Parts Of Machines Handling Earth, Minerals Or Ores And N.e.c. I	30.600	1.460	3.500	9.576
	843290	Machinery; Parts Of Machinery For Soil Preparation Or Cultivation Or For Ro	111.001	101.027	2.299.448	2.324.006
	843319	Mowers; For Lawns, Parks Or Sports-grounds, Other Than With The Cutting Device Rotating In		4		47

https://www.bps.go.id

Tabel 2. Ekspor Provinsi Asal Barang Dirinci Menurut Kode HS6 Digit, 2020—2021

Provinsi Asal	Kode HS 6	Deskripsi HS 6 Digit	Berat Bersih (Kg)		Nilai FOB (US$)	
			2020	2021	2020	2021
(1)	(2)	(3)	(4)	(5)	(6)	(7)
Jawa Tengah						
	843710	Machines; For Cleaning, Sorting Or Grading Seed, Grain Or Dried Leguminous Vegetables		3.835		4.789
	843780	Machinery; For Use In The Milling Industry Or For The Working Of Cereals Or	260	2.282	335	13.853
	843790	Machines; Parts Of Those For Cleaning, Sorting Or Grading Seed, Grain Or Dr	358		7.919	
	843810	Machinery; Industrial, For Bakery And For The Manufacture Of Macaroni, Sp	305	3.028	2.812	23.429
	843820	Machinery; Industrial, For The Manufacture Of Confectionery, Cocoa Or Chocolate		700		5.175
	843850	Machinery; Industrial, For The Preparation Of Meat Or Poultry	677	18.400	12.648	117.161
	843860	Machinery; Industrial, For The Preparation Of Fruits, Nuts Or Vegetables	810	2	1.844	10
	843880	Machinery; Used In The Industrial Preparation Or Manufacture Of Food Or D	100		297	
	843890	Machinery; Parts Of Those Machines Used In The Industrial Preparation Or Manufacture Of Fo		9		34
	843991	Machinery; Parts Of Machinery For Making Pulp Of Fibrous Cellulosic Material		130		3.572
	844010	Book-binding Machinery; Including Book-sewing Machines	9.500		70.000	
	844110	Machines; Cutting, Of All Kinds, For Making Up Paper Pulp, Paper Or Paperbo	9.500		31.466	
	844180	Machinery; N.e.c. In Heading No. 8441, For Making Up Paper Pulp, Paper Or	80		272	
	844190	Machinery; Parts Of Machinery For Making Up Paper Pulp, Paper Or Paperboard, Including Cu		1		40
	844230	Machinery, Apparatus And Equipment (excluding Machines Of Heading No. 8	4.800	21.500	10.500	45.000
	844250	Plates, Cylinders And Other Printing Components; Lithographic Stones Prepa	8.720	9.470	13.810	9.393
	844311	Printing Machinery; Offset, Reel-fed	10.000		10.000	
	844315	Printing Machinery; Letterpress, Other Than Reel-fed, Excluding Flexographic Printing		1		8
	844319	Printing Machinery; Used For Printing By Means Of Plates, Cylinders And Oth	61.000	112.000	44.500	480.000
	844331	Printing, Copying, And Facsimile Machines; Machines Which Perform Two Or	19	1	300	402
	844332	Printing, Copying, And Facsimile Machines; Single-function Printing, Copying	140		1.786	
	844339	Printing, Copying, And Facsimile Machines; Single-function Printing, Copying	109		407	
	844391	Printing Machinery Used For Printing By Means Of Plates, Cylinders And Oth	120	36	2.033	57
	844399	Printing Machinery; Parts And Accessories, N.e.c. In Item No. 8443.91	541	145	9.750	17.148
	844400	Textile Machinery; For Extruding, Drawing, Texturing Or Cutting Man-made	11.400		2.739	
	844511	Textile Machinery; Carding Machines For Preparing Textile Fibres	95.340		273.000	
	844520	Textile Machinery; Spinning Machines		11		21
	844530	Textile Machinery; Doubling Or Twisting Machines	415		290	
	844540	Textile Machinery; Winding (including Weft-winding) Or Reeling Machines	9.500	20.320	43.518	12.070
	844590	Textile Machinery; Involved In Textile Fibre Or Textile Yarn Preparation And	62.700	98.876	29.455	149.049
	844629	Weaving Machines (looms); For Weaving Fabrics Of A Width Exceeding 30cm, Shuttle Type, O		52.752		105.601
	844630	Weaving Machines (looms); For Weaving Fabrics Of A Width Exceeding 30cm	323.700	44.500	991.420	48.500
	844720	Knitting Machines; Flat, Stitch-bonding Machines	151.076	13.860	3.057.130	60.000
	844790	Machines; For Making Gimped Yarn, Tulle, Lace, Embroidery, Trimmings, Bra	6.580	10.739	21.739	5.560
	844820	Machines; Parts And Accessories Of Machines Or Auxiliary Machinery Of Hea	862	1	13.794	369
	844833	Machines; Parts And Accessories Of Machines Or Auxiliary Machinery, Spind	55		248	
	844839	Machines; Parts And Accessories Of Machines Or Auxiliary Machinery Of Hea	1.248		12.497	
	844849	Weaving Machines (looms); Parts Including Their Auxiliary Machinery, And A	1	11	71	224
	844859	Machines; Parts And Accessories Of Machines Or Auxiliary Machinery Of Hea	26	234	1.450	15.346
	845011	Washing Machines; Household Or Laundry-type, Fully-automatic, (of A Dry L	26.950	4.370	118.362	17.535
	845012	Washing Machines; Household Or Laundry-type, With Built-in Centrifugal Dr	71.212	16.339	214.202	60.973
	845019	Washing Machines; Household Or Laundry-type, Not Fully-automatic, Without Built-in Centrifu		49		104
	845020	Washing Machines; Household Or Laundry-type, Of A Dry Linen Capacity Exceeding 10kg		8		13
	845090	Washing Machines; Parts For Household Or Laundry-type	42	129	532	278
	845110	Dry-cleaning Machines	5.500	5.500	23.120	21.449
	845129	Drying Machines; Of A Dry Linen Capacity Exceeding 10kg		1		1
	845130	Ironing Machines And Presses (including Fusing Presses)	2.845		46.941	
	845140	Machines; For Washing, Bleaching Or Dyeing		50		53
	845180	Machinery; For Wringing, Dressing, Finishing, Coating Or Impregnating Textil	36.768	376	238.366	31.726
	845190	Machinery; Parts, Of The Machinery Of Heading No. 8451	11	13	27	2.979
	845221	Sewing Machines; (not Household Type), Automatic Units	5.006	298	25.004	3.099
	845229	Sewing Machines; Not Household Or Automatic Unit Type	6.600	13.276	81.224	26.895
	845230	Sewing Machine Needles		0		58
	845290	Sewing Machines; Furniture, Bases And Covers For Sewing Machines And Pa	137.954	137.992	174.072	187.910
	845320	Machinery; For Making Or Repairing Footwear, Other Than Sewing Machines	1.527	5.028	51.687	16.909
	845380	Machinery; For Making Or Repairing Articles Of Hides, Skins Or Leather, Othe	300	840	2.514	6.629
	845390	Machinery; Parts Of Those For Preparing, Tanning Or Working Hides, Skins O	21	2	618	1.500
	845430	Casting Machines; Of A Kind Used In Metallurgy Or In Metal Foundries		141		1.153
	845611	Machine-tools; For Working Any Material By Removal Of Material; Operated	260	380	59.734	50.100
	846029	Machine-tools; Grinding Machines (excluding Flat-surface), Other Than Num	1.379	322	2.021	191

https://www.bps.go.id

Tabel 2. Ekspor Provinsi Asal Barang Dirinci Menurut Kode HS6 Digit, 2020—2021

Provinsi Asal	Kode HS 6	Deskripsi HS 6 Digit	Berat Bersih (Kg)		Nilai FOB (US$)	
			2020	2021	2020	2021
(1)	(2)	(3)	(4)	(5)	(6)	(7)
Jawa Tengah						
	846039	Machine-tools; Sharpening (tool Or Cutter Grinding) Machines, Other Than Numerically Contr		2		51
	846150	Machine-tools; Sawing Or Cutting-off Machines, Working By Removing Meta	5	16.601	4	10.590
	846410	Machine-tools; Sawing Machines, For Working Stone, Ceramics, Concrete, Asbestos-cement C		2		131
	846510	Machine-tools; Which Can Carry Out Different Types Of Machining Operatio	1.440		3.000	
	846592	Machine-tools; For Working Wood, Cork, Bone, Hard Rubber, Hard Plastics C	250		400	
	846595	Machine-tools; For Working Wood, Cork, Bone, Hard Rubber, Hard Plastics Or Similar Hard Ma		0		195
	846599	Machine-tools; For Working Wood, Cork, Bone, Hard Rubber, Hard Plastics C	4.920		16.040	
	846610	Parts & Accessories Suited For Use Solely/principally With Machines Of Heac	49	354	1.735	1.105
	846630	Parts & Accessories Suited For Use Solely/principally With Machines Of Headings 8456-8465; I		5		520
	846691	Parts & Accessories Suited For Use Solely/principally; For The Machines Of Heading No. 8464,		2		95
	846692	Parts & Accessories Suited For Use Solely/principally For The Machines Of He	60	33	2.271	2.660
	846693	Parts & Accessories Suited For Use Solely/principally With Machines Of Heac	4	21	331	3.455
	846694	Machine-tools; Parts And Accessories, For The Machines Of Heading No. 846	573	28	121.409	56.569
	846721	Tools; For Working In The Hand, With Self-contained Electric Motor; Drills Of All Kinds		0		0
	846722	Tools; For Working In The Hand, With Self-contained Electric Motor; Saws		17		237
	846729	Tools; For Working In The Hand, With Self-contained Electric Motor; Other T	350		2.288	
	846792	Tools; For Working In The Hand, Parts Of Pneumatic Tools	20	4	173	555
	846799	Tools; For Working In The Hand, Parts Thereof For Other Than Chain Saws Ar	2	201	90	4.132
	846890	Machinery And Apparatus; Parts, Soldering, Brazing Or Welding, Whether Or	1.917	793	88.169	56.067
	847130	Automatic Data Processing Machines; Portable, Weighing Not More Than 10	42	233	6.573	2.513
	847150	Units Of Automatic Data Processing Machines; Processing Units Other Than	776	4	19.501	1.106
	847160	Units Of Automatic Data Processing Machines; Input Or Output Units, Whetl	261	757	10.854	9.172
	847170	Units Of Automatic Data Processing Machines; Storage Units	15	32	1.499	425
	847180	Units Of Automatic Data Processing Machines; N.e.c. In Item No. 8471.50, 84	6	5	105	3.384
	847190	Magnetic Or Optical Readers, Machines For Transcribing Data Onto Data Me	10	33	182	997
	847290	Office Machines; Not Elsewhere Classified		5		5
	847329	Machinery; Parts And Accessories Of The Machines Of Item No. 8470.30. 847	62	27	5.021	1.079
	847330	Machinery; Parts And Accessories (other Than Covers, Carrying Cases And Th	53	169	5.726	24.078
	847410	Machines; For Sorting, Screening, Separating Or Washing Earth, Stone, Ores Or Other Mineral		5.500		19.000
	847420	Machines; For Crushing Or Grinding Earth, Stone, Ores Or Other Mineral Substances		10		5
	847480	Machines; For Agglomerating, Shaping Or Moulding Solid Mineral Fuels, Ceramic Paste, Unhar		2.200		5.827
	847621	Machines; Automatic Beverage-vending Machines, Incorporating Heating Or	849.697	53.968	6.814.556	466.677
	847629	Machines; Automatic Beverage-vending Machines, Not Incorporating Heating Or Refrigerating		2.170		16.598
	847689	Machines; Automatic Goods-vending Machines, (e.g. Postage Stamp, Cigaret	820		7.641	
	847690	Machines; Parts Of Automatic Goods-vending Machines	1.361.141	1.365.434	11.676.397	11.479.356
	847710	Machinery; Injection-moulding Machines, For Working Rubber Or Plastics Or	75.000	73.000	63.700	40.001
	847740	Machinery; Vacuum Moulding Machines And Other Thermoforming Machines, For Working R		12.500		13.800
	847780	Machinery; For Working Rubber Or Plastics Or For The Manufacture Of Prod	51.810	24.770	459.511	22.925
	847790	Machinery; Parts Of The Machines Of Heading No. 8477, N.e.c. In Item No. 8	7.951	19.653	74.066	10.934
	847810	Machinery; For Preparing Or Making Up Tobacco, N.e.c. In This Chapter	248.722	434.367	3.721.563	5.614.496
	847910	Machinery And Mechanical Appliances; For Public Works, Building Or The Lik	8		832	
	847920	Machinery; For The Extraction Or Preparation Of Animal Or Fixed Vegetable	357		1.701	
	847940	Machines; For Making Rope Or Cable	2.150		4.348	
	847981	Machines And Mechanical Appliances; For Treating Metal, Including Electric Wire Coil-winders		7		7.158
	847982	Machines; For Mixing, Kneading, Crushing, Grinding, Screening, Sifting, Homogenising, Emulsi		63		50
	847989	Machines And Mechanical Appliances; Having Individual Functions, N.e.c. Or	6	1	74	119
	847990	Machines And Mechanical Appliances; Parts, Of Those Having Individual Functions		34		5.699
	848020	Mould Bases; For Metal, Metal Carbides, Glass, Mineral Materials, Rubber O	285	6	1.845	11
	848030	Moulding Patterns; Of Metal, Metal Carbides, Glass, Mineral Materials, Rubb	56		3.762	
	848049	Moulds; For Metal Or Metal Carbides, Other Than Injection Or Compression	190	349	9.878	55.516
	848060	Moulds; For Mineral Materials	2.896	1.229	8.852	16.029
	848071	Moulds; For Rubber Or Plastics, Injection Or Compression Types	5.564	3.894	24.166	74.860
	848079	Moulds; For Rubber Or Plastics, Other Than Injection Or Compression Types	18.133	14.836	90.601	40.492
	848110	Valves; Pressure Reducing, For Pipes, Boiler Shells, Tanks, Vats Or The Like	6		1.271	
	848130	Valves; Check (nonreturn) Valves, For Pipes, Boiler Shells, Tanks, Vats Or The	2	10	765	1.806
	848140	Valves; Safety Or Relief Valves, For Pipes, Boiler Shells, Tanks, Vats Or The Lil	1	7	98	723
	848180	Taps, Cocks, Valves And Similar Appliances; For Pipes, Boiler Shells, Tanks, Va	22.066	75	127.242	12.369
	848190	Taps, Cocks, Valves And Similar Appliances; Parts Thereof	14		367	
	848210	Ball Bearings	46		856	
	848250	Bearings; Cylindrical Roller Bearings N.e.c. In Heading No. 8482		750		20.644

https://www.bps.go.id

Tabel 2. Ekspor Provinsi Asal Barang Dirinci Menurut Kode HS6 Digit, 2020—2021

Provinsi Asal	Kode HS 6	Deskripsi HS 6 Digit	Berat Bersih (Kg)		Nilai FOB (US$)	
			2020	2021	2020	2021
(1)	(2)	(3)	(4)	(5)	(6)	(7)
Jawa Tengah						
	848280	Bearings; N.e.c. In Heading No. 8482, Including Combined Ball/roller	1		25	
	848299	Bearings; Parts, (other Than Balls, Needles And Rollers)	67	0	309	1
	848310	Transmission Shafts (including Cam Shafts And Crank Shafts) And Cranks	1.191		41.304	
	848330	Bearing Housings, Not Incorporating Ball Or Roller Bearings And Plain Shaft E	176	91.691	8.528	62.368
	848340	Gears And Gearing; (not Toothed Wheels, Chain Sprockets And Other Transr	6	37	28	56
	848390	Transmission Components; Toothed Wheels, Chain Sprockets And Other Tra	3.283	2.475	33.593	23.951
	848420	Seals; Mechanical	17		837	
	848490	Gasket Sets Or Assortments Of Gaskets And Similar Joints; Dissimilar In Comp	41	6	3.212	89
	848690	Machines And Apparatus Of Heading 8486; Parts And Accessories	2.823	7.732	8.000	16.000
	848790	Machinery Parts; Not Containing Electrical Connectors, Insulators, Coils, Contacts Or Other Ele		6		1.150
	850110	Electric Motors; Of An Output Not Exceeding 37.5w	9	12.129	414	29.844
	850131	Electric Motors And Generators; Dc, Of An Output Not Exceeding 750w	25.548	50	165.370	1.430
	850132	Electric Motors And Generators; Dc, Of An Output Exceeding 750w But Not Exceeding 75kw		7		400
	850133	Electric Motors And Generators; Dc, Of An Output Exceeding 75kw But Not E	5.070		33.000	
	850140	Electric Motors; Ac Motors, Single-phase	48	1	282	4
	850151	Electric Motors; Ac Motors, Multi-phase, Of An Output Not Exceeding 750w		1		80
	850152	Electric Motors; Ac Motors, Multi-phase, Of An Output Exceeding 750w But	195	16	13.861	34
	850300	Electric Motors And Generators; Parts Suitable For Use Solely Or Principally	116.021	146.744	664.305	750.760
	850421	Electrical Transformers; Liquid Dielectric, Having A Power Handling Capacity	13	465	40.796	5.967
	850431	Electrical Transformers; N.e.c. In Item No. 8504.2, Having A Power Handling	179.387	291.490	765.732	1.312.990
	850432	Transformers; N.e.c. In Item No. 8504.2, Having A Power Handling Capacity	13.800		90.800	
	850440	Electrical Static Converters	42.806	119.726	269.741	874.157
	850450	Electrical Inductors; N.e.c. In Heading No. 8504	1		20	
	850490	Electrical Transformers, Static Converters And Inductors; Parts Thereof		253		169.172
	850519	Magnets; Permanent Magnets And Articles Intended To Become Permanent	5		61	
	850590	Magnets; Electro-magnets, Holding Devices And Parts N.e.c. In Heading No.	1	0	5	4
	850680	Cells And Batteries; Primary, (other Than Manganese Dioxide, Mercuric Oxid	1		3	
	850710	Electric Accumulators; Lead-acid, Of A Kind Used For Starting Piston Engines,	1		1	
	850780	Electric Accumulators; Other Than Lead-acid, Nickel-cadmium, Nickel-iron, N	980		15	
	850811	Vacuum Cleaners, With Self-contained Electric Motor, Of A Power Not Exceeding 1,500 W And		21		250
	850940	Electro-mechanical Domestic Appliances; Food Grinders And Mixers, Fruit O	539	822	252	7.885
	850980	Electro-mechanical Domestic Appliances; With Self-contained Electric Motor, Other Than Vacu		35		5
	850990	Electro-mechanical Domestic Appliances; Parts For The Appliances Of Headi	68		1.293	
	851110	Ignition Or Starting Equipment; Spark Plugs, Of A Kind Used For Spark Or Co	4	495	199	846
	851140	Ignition Or Starting Equipment; Starter Motors And Dual Purpose Starter-generators, Of A Kin		56		17
	851150	Ignition Or Starting Equipment; Generators N.e.c. In Heading No. 8511, Of A Kind Used For Sp		638		290
	851180	Ignition Or Starting Equipment; N.e.c. In Heading No. 8511, Of A Kind Used For Spark Or Comp		51		19
	851190	Ignition Or Starting Equipment; Parts Of The Equipment Of Heading No. 851	1	1	306	2
	851220	Lighting Or Visual Signalling Equipment; Electrical, Of A Kind Used On Motor	336	21	2.692	322
	851230	Sound Signalling Equipment; Electrical, Used On Cycles Or Motor Vehicles (e	3		37	
	851240	Windscreen Wipers, Defrosters And Demisters; Electrical, Of Kinds Used For	100		1.011	
	851290	Lighting Or Signalling Equipment; Electrical, (excluding Articles Of Heading N	13.202	18.910	156.658	183.573
	851310	Lamps; Portable, Electric, Designed To Function By Their Own Source Of Energy (excluding Lig		527		5.749
	851390	Lamps; Parts Of Portable, Electric Lamps Of Heading No. 8513, Designed To	8		14	
	851420	Furnaces And Ovens; Electric, For Industrial Or Laboratory Use, Functioning	336	1.555	8.082	36.542
	851519	Brazing Or Soldering Machines And Apparatus; Other Than Soldering Irons A	18		4.400	
	851580	Welding Machines And Apparatus; N.e.c. In Heading No. 8515, Whether Or	16		650	
	851590	Welding, Brazing Or Soldering Machines; Parts Of The Machines Of Heading	19		8.502	
	851610	Heaters; Electric, Instantaneous Or Storage Water And Immersion Heaters	14.257	13.188	58.716	66.264
	851631	Hair-dressing Apparatus; Electro-thermic Hair Dryers		1		77
	851660	Ovens, Cookers, Cooking Plates, Boiling Rings, Grillers And Roasters; Of A Kin	25.227	28.972	494.920	621.389
	851672	Electro-thermic Appliances; Toasters, Of A Kind Used For Domestic Purposes	100		27	
	851679	Electro-thermic Appliances; N.e.c. In Heading No. 8516, Used For Domestic	192	736	2.876	3.968
	851680	Resistors; Electric Heating, Other Than Those Of Heading No. 8545	90		716	
	851690	Electro-thermic Appliances; Parts, Of Heating Resistors, Of Water, Space And	43	156	1.446	4.323
	851762	Communication Apparatus (excluding Telephone Sets Or Base Stations); Ma	19	734	7.222	1.459
	851769	Communication Apparatus (excluding Telephone Sets Or Base Stations); Ma	32		1.526	
	851821	Loudspeakers; Single, Mounted In Their Enclosures	5.801	46	20.254	664
	851822	Loudspeakers; Multiple, Mounted In The Same Enclosure	50.214	60.734	157.545	206.332
	851829	Loudspeakers; Not Mounted In Their Enclosures	357	1	4.304	11

https://jateng.bps.go.id

Tabel 2. Ekspor Provinsi Asal Barang Dirinci Menurut Kode HS6 Digit, 2020—2021

Provinsi Asal	Kode HS 6	Deskripsi HS 6 Digit	Berat Bersih (Kg)		Nilai FOB (US$)	
			2020	2021	2020	2021
(1)	(2)	(3)	(4)	(5)	(6)	(7)
Jawa Tengah						
	851830	Headphones And Earphones, Whether Or Not Combined With A Microphone	1	2.491	97	32.043
	851840	Amplifiers; Audio-frequency Electric		6		462
	851850	Amplifier Sets; Electric Sound		1		23
	851890	Microphones, Headphones, Earphones, Amplifier Equipment; Parts Of The E	65	18	1.248	1.226
	851920	Sound Recording Or Reproducing Apparatus; Operated By Coins, Banknotes,	1	2	3	28
	851981	Sound Recording Or Reproducing Apparatus; Using Magnetic, Optical Or Semiconductor Medi		14		1.018
	851989	Sound Recording Or Reproducing Apparatus; N.e.c. In Heading No 8519	1		1	
	852190	Video Recording Or Reproducing Apparatus; Other Than Magnetic Tape-type	1.509	115	16.893	3.500
	852290	Sound Or Video Recording Or Reproducing Apparatus; Parts And Accessories	1		1	
	852321	Magnetic Media; Cards Incorporating A Magnetic Stripe, Whether Or Not Re	1		20	
	852329	Magnetic Media; Other Than Cards Incorporating A Magnetic Stripe, Whethe	51	1	284	1
	852349	Optical Media; Recorded, Excluding Products Of Chapter 37	0		153	
	852351	Semiconductor Media; Solid-state Non-volatile Storage Devices, Whether Or	14	2	451	1.628
	852352	Semiconductor Media; Smart Cards, Whether Or Not Recorded, Excluding P	23.094	10.736	312.366	132.325
	852359	Semiconductor Media; Other Than Smart Cards, Whether Or Not Recorded, Excluding Product		1		16
	852380	Media N.e.c. In Heading 8523, Whether Or Not Recorded, Excluding Product	1		7	
	852691	Radio Navigational Aid Apparatus		38		827
	852791	Radio-broadcast Receivers N.e.c. In Heading No. 8527; Combined With Soun	18.600	27.485	121.210	157.728
	852799	Radio-broadcast Receivers N.e.c. In Heading No. 8527; Not Combined With S	1	7	1	7
	852849	Monitors; Cathode-ray Tube, N.e.c. In Subheading 8528.42, Whether Or Not	234		1.029	
	852852	Monitors; Other Than Cathode-ray Tube; Capable Of Directly Connecting To	83.247	1.610	272.588	4.520
	852859	Monitors Other Than Cathode-ray Tube; N.e.c. In Subheading 8528.52, Whe	891	1	3.524	13
	852871	Reception Apparatus For Television, Whether Or Not Incorporating Radio-br	1		15	
	852872	Reception Apparatus For Television, Whether Or Not Incorporating Radio-br	77.372	15.187	1.199.118	230.375
	852910	Reception And Transmission Apparatus; Aerials And Aerial Reflectors Of All K	8		16	
	852990	Reception And Transmission Apparatus; For Use With The Apparatus Of Hea	15.790	67.897	261.776	679.276
	853110	Signalling Apparatus; Electric, Sound Or Visual, Burglar Or Fire Alarms And Si	10	86	1.390	8.585
	853120	Signalling Apparatus; Electric, Sound Or Visual, Indicator Panels Incorporatin	83	336	6.138	22.445
	853180	Signalling Apparatus; Electric, Sound Or Visual, Apparatus N.e.c. In Heading No. 8531, Excludir		5		5
	853190	Signalling Apparatus; Parts Of The Electric, Sound Or Visual Apparatus Of He	358		3.995	
	853223	Electrical Capacitors; Fixed, Ceramic Dielectric, Single Layer	0		0	
	853229	Electrical Capacitors; Fixed, N.e.c. In Heading No. 8532		1		0
	853321	Electrical Resistors; Fixed, For A Power Handling Capacity Not Exceeding 20w	0		4	
	853340	Electrical Resistors; Variable, Including Rheostats And Potentiometers (excluding Heating)		0		10
	853400	Circuits; Printed	1	4	5.030	537
	853510	Electrical Apparatus; Fuses, For A Voltage Exceeding 1000 Volts	4.827		74.821	
	853521	Electrical Apparatus; Automatic Circuit Breakers, For A Voltage Exceeding 10	1		11	
	853590	Electrical Apparatus; N.e.c. In Heading No. 8535, For Switching Or Protecting	90	125	64	631
	853610	Electrical Apparatus; Fuses, For A Voltage Not Exceeding 1000 Volts	80	34	15.974	4.415
	853620	Electrical Apparatus; Automatic Circuit Breakers, For A Voltage Not Exceedin	45		1.550	
	853630	Electrical Apparatus; For Protecting Electrical Circuits, N.e.c. In Heading No. 8	0		3	
	853649	Electrical Apparatus; Relays, For A Voltage Exceeding 60 Volts	5		35	
	853650	Electrical Apparatus; Switches N.e.c. In Heading No. 8536, For A Voltage Not	0	531	2	28.225
	853661	Electrical Apparatus; Lamp-holders, For A Voltage Not Exceeding 1000 Volts	126	95	5.502	4.227
	853669	Electrical Apparatus; Plugs And Sockets, For A Voltage Not Exceeding 1000 V	38	6	1.259	8
	853670	Connectors For Optical Fibres, Optical Fibre Bundles Or Cables	88	22	6.649	945
	853690	Electrical Apparatus; N.e.c. In Heading No. 8536, For Switching Or Protecting	177	16.430	7.219	43.147
	853710	Boards, Panels, Consoles, Desks And Other Bases; For Electric Control Or The	104	719	7.083	154.970
	853810	Electrical Apparatus; Parts (e.g. Boards, Panels, Consoles, Desks, Cabinets, O	245	294	8.656	14.734
	853890	Electrical Apparatus; Parts Suitable For Use Solely Or Principally With The Ap	284.879	435.676	5.878.506	9.122.363
	853910	Lamps; Sealed Beam Units	2	26	22	60
	853921	Lamps; Filament, (excluding Ultra-violet Or Infra-red), Tungsten Halogen	2		39	
	853929	Lamps; Filament, (excluding Ultra-violet Or Infra-red), N.e.c. In Item No. 853	2		40	
	853939	Lamps; Discharge, (excluding Ultra-violet, Excluding Fluorescent, Hot Cathode)		2		27
	853949	Lamps; Ultra-violet Or Infra-red Lamps, (excluding Arc-lamps)	529	1	2.447	26
	853990	Lamps; Parts Of The Lamps Of Heading No. 8539	0	1.200	5	1.950
	854121	Electrical Apparatus; Transistors, (other Than Photosensitive), With A Dissipa	0		2	
	854231	Electronic Integrated Circuits; Processors And Controllers, Whether Or Not Combined With M		20		1.130
	854232	Electronic Integrated Circuits; Memories	16.417	1.790	194.183	33.075
	854233	Electronic Integrated Circuits; Amplifiers	25	114	1	330

https://jateng.bps.go.id

Tabel 2. Ekspor Provinsi Asal Barang Dirinci Menurut Kode HS6 Digit, 2020—2021

Provinsi Asal	Kode HS 6	Deskripsi HS 6 Digit	Berat Bersih (Kg)		Nilai FOB (US$)	
			2020	2021	2020	2021
(1)	(2)	(3)	(4)	(5)	(6)	(7)
Jawa Tengah						
	854239	Electronic Integrated Circuits; N.e.c. In Heading No. 8542		0		12
	854290	Parts Of Electronic Integrated Circuits	99	1	223	1
	854370	Electrical Machines And Apparatus; Having Individual Functions, Not Specifie	34.928	54.697	827.289	1.378.319
	854420	Insulated Electric Conductors; Co-axial Cable And Other Co-axial Electric Con	1.237.615	1.160.862	6.675.701	8.230.173
	854430	Insulated Electric Conductors; Ignition Wiring Sets And Other Wiring Sets Of	11.363.009	13.715.499	226.339.475	298.438.587
	854442	Insulated Electric Conductors; For A Voltage Not Exceeding 1000 Volts, Fitte	4.681.999	4.776.728	50.419.323	54.681.892
	854449	Insulated Electric Conductors; For A Voltage Not Exceeding 1000 Volts, Not F	1.114	192.417	14.637	1.429.590
	854470	Insulated Electric Conductors; Optical Fibre Cables	4.808	13.753	558.863	860.957
	854610	Electrical Insulators; Of Glass	10.500		4.335	
	854710	Insulating Fittings; Of Ceramics, For Electrical Machines, Of Insulating Materi	3		50	
	854720	Insulating Fittings; Of Plastics, For Electrical Machines, Of Insulating Material	7	0	37	30
	854790	Insulating Fittings; (other Than Of Ceramics Or Plastics), For Electrical Machi	2		1	
	860310	Railway Or Tramway Coaches, Vans And Trucks; Self-propelled, Powered From An External So		24		918
	860799	Railway Or Tramway Rolling Stock; Parts N.e.c. In Heading No. 8607	2	3	18	10
	860900	Containers; (including Containers For Transport Of Fluids) Specially Designed	2.220	30.030	1.360	54.647
	870210	Vehicles; Public Transport Type (carries 10 Or More Persons, Including Drive	35.800	129.600	255.180	973.120
	870321	Vehicles; With Only Spark-ignition Internal Combustion Reciprocating Piston	219		5.572	
	870323	Vehicles; With Only Spark-ignition Internal Combustion Reciprocating Piston	88.980	31.320	415.495	154.590
	870331	Vehicles; With Only Compression-ignition Internal Combustion Piston Engine	3.940	6.780	14.350	16.759
	870332	Vehicles; With Only Compression-ignition Internal Combustion Piston Engine	3.222	800	8.400	3.293
	870340	Vehicles; With Both Spark-ignition Internal Combustion Reciprocating Piston	50.000	97.500	209.735	219.625
	870390	Vehicles; For Transport Of Persons (other Than Those Of Heading No. 8702) N.e.c. In Heading		1.240		11.000
	870421	Vehicles; Compression-ignition Internal Combustion Piston Engine (diesel Or	67.500		184.800	
	870422	Vehicles; Compression-ignition Internal Combustion Piston Engine (diesel Or	252.800	180.000	726.550	514.970
	870790	Vehicles; Bodies (including Cabs) For The Motor Vehicles Of Heading No. 870	2.150	13	4.660	3
	870810	Vehicles; Bumpers And Parts Thereof, For The Vehicles Of Heading No. 8701	126.221	7.497	32.486	56.284
	870829	Vehicles; Parts And Accessories, Of Bodies, Other Than Safety Seat Belts	175	222.715	7.006	84.704
	870830	Vehicle Parts; Brakes, Servo-brakes And Parts Thereof	44.425	26.502	69.322	36.212
	870840	Vehicle Parts; Gear Boxes And Parts Thereof	190.561	57	76.730	1.377
	870870	Vehicle Parts; Road Wheels And Parts And Accessories Thereof	1		2	
	870892	Vehicle Parts; Silencers (mufflers) And Exhaust Pipes; Parts Thereof	21	7	53	38
	870894	Vehicle Parts; Steering Wheels, Steering Columns And Steering Boxes; Parts Thereof		232		175
	870899	Vehicle Parts And Accessories; N.e.c. In Heading No. 8708	26.229	11.127	162.750	44.561
	870990	Vehicles; Parts Of The Vehicles Of Heading No. 8709	160		228	
	871110	Motorcycles (including Mopeds) And Cycles; Fitted With An Auxiliary Motor,	343.046	166.432	2.426.428	1.087.073
	871120	Motorcycles (including Mopeds) And Cycles; Fitted With An Auxiliary Motor,	765.744	1.142.580	10.580.679	15.924.597
	871130	Motorcycles (including Mopeds) And Cycles; Fitted With An Auxiliary Motor, Reciprocating Int		31		250
	871160	Motorcycles (including Mopeds) And Cycles; Fitted With Auxiliary Motor, Wi	5.643	443	4.700	316
	871200	Bicycles And Other Cycles; Including Delivery Tricycles, Not Motorised	35.215	134.836	293.472	2.381.619
	871410	Motorcycles (including Mopeds); Parts And Accessories	183.459	64.275	2.204.451	128.259
	871491	Cycles; Frames And Forks, And Parts Thereof	8.600	51	9.100	582
	871492	Cycles; Parts Thereof, Wheel Rims And Spokes	1.405	25	953	1.615
	871493	Cycles; Parts Thereof, Hubs (other Than Coaster Braking Hubs And Hub Brak	52	6.480	742	96.086
	871494	Cycles; Parts Thereof, Brakes, Including Coaster Braking Hubs And Hub-brake	5	1.946	89	51.475
	871495	Cycles; Parts Thereof, Saddles	1.310		620	
	871496	Cycles; Parts, Pedals And Crank-gear, And Parts Thereof	54	18.450	1.130	246.654
	871499	Cycles; Parts Thereof, N.e.c. In Item No. 8714.9	18.805	29.029	32.858	878.926
	871500	Baby Carriages And Parts Thereof	5.368	25	2.359	35
	871639	Trailers And Semi-trailers; (other Than Tanker Type)	69.160	52.947	231.136	354.815
	871680	Vehicles; N.e.c. In Heading No. 8716	494	1.104	4.878	5.830
	871690	Trailers, Semi-trailers And Other Vehicles Not Mechanically Propelled; Parts Thereof For Head		7.398		22.625
	880529	Ground Flying Trainers And Parts Thereof; Other Than Air Combat Simulators And Parts There		1		465
	890790	Floating Structures; Tanks, Coffer-dams, Landing Stages, Buoys And Beacons	2.850		10.131	
	900150	Lenses, Spectacle; Unmounted, Of Materials Other Than Glass	1.500		20.070	
	900190	Optical Elements; Lenses N.e.c. In Heading No. 9001, Prisms, Mirrors And Ot	1		5	
	900390	Frames And Mountings; Parts For Spectacles, Goggles Or The Like	619	738	262.470	301.169
	900410	Sunglasses; Corrective, Protective Or Other	8	4	60	25
	900490	Spectacles, Goggles And The Like; (other Than Sunglasses) Corrective, Protec	11		468	
	900510	Binoculars	17		6.380	
	900580	Monoculars; Other Optical Telescopes And Astronomical Instruments, Exclu	4		6.199	

https://www.bps.go.id

Tabel 2. Ekspor Provinsi Asal Barang Dirinci Menurut Kode HS6 Digit, 2020—2021

Provinsi Asal	Kode HS 6	Deskripsi HS 6 Digit	Berat Bersih (Kg)		Nilai FOB (US$)	
			2020	2021	2020	2021
(1)	(2)	(3)	(4)	(5)	(6)	(7)
Jawa Tengah						
	900659	Cameras, Photographic (excluding Cinematographic); N.e.c. In Heading No 9	0		7	
	900669	Photographic Flashlight Apparatus; N.e.c. In Heading No. 9006	1		5	
	900691	Cameras, Photographic (excluding Cinematographic); Parts And Accessories		0		3
	900699	Photographic Flashlight Apparatus; Parts And Accessories, For Other Than Ca	44	2	380	333
	900710	Cameras, Cinematographic; Whether Or Not Incorporating Sound Recording	7	4	604	814
	900791	Cameras, Cinematographic; Parts And Accessories, Whether Or Not Incorporating Sound Reco		3		753
	900792	Projectors, Cinematographic; Parts And Accessories, Whether Or Not Incorp	249		5.860	
	901310	Optical Appliances And Instruments; Telescopic Sights For Fitting To Arms; Periscopes; Telesco		2		2.787
	901320	Lasers; Other Than Laser Diodes	155		2.067	
	901510	Rangefinders	46		200	
	901580	Surveying Equipment; Articles N.e.c. In Heading No. 9015, Including Hydrogr	346		39.996	
	901590	Surveying Equipment; Parts And Accessories For Articles Of Heading No. 901	2.527	110	20.976	2.025
	901730	Mathematical Equipment; Micrometers, Callipers And Gauges	5		798	
	901819	Medical, Surgical Instruments And Appliances; Electro-diagnostic Apparatus	26.583	24.762	7.231.025	7.118.878
	901839	Medical, Surgical Instruments And Appliances; Catheters, Cannulae And The Like		10.039		84.308
	901849	Dental Instruments And Appliances; Other Than Dental Drill Engines	8.027	10.480	1.099.433	1.373.233
	901890	Medical, Surgical Or Dental Instruments And Appliances; N.e.c. In Heading N	180.854	140.611	915.736	885.332
	901920	Therapeutic Respiration Apparatus; Ozone, Oxygen, Aerosol Therapy Apparatus; Artificial Resp		88		6.899
	902000	Breathing Appliances And Gas Masks; Excluding Protective Masks Having Ne	808	6	14.558	126
	902129	Dental Fittings; Other Than Artificial Teeth		16		23.005
	902131	Artificial Parts Of The Body		26		22.428
	902219	Apparatus Based On The Use Of X-rays, Including Radiography Or Radiothera	1		1	
	902300	Instruments, Apparatus And Models; Designed For Demonstrational Purpose	3	83	4	67
	902410	Machines And Appliances; For Testing The Hardness, Strength, Compressibil	54		1	
	902480	Machines And Appliances; For Testing The Hardness, Strength, Compressibil	8.000		17.391	
	902511	Thermometers And Pyrometers; Liquid Filled, For Direct Reading, Not Combi	6		2	
	902519	Thermometers And Pyrometers; (other Than Liquid Filled, For Direct Reading	397		26.653	
	902580	Hydrometers And Similar Floating Instruments, Barometers, Hygrometers, P	0		534	
	902590	Hydrometers And Similar Floating Instruments, Barometers, Hygrometers, P	1		90	
	902610	Instruments And Apparatus; For Measuring Or Checking The Flow Or Level O	74	2	21.285	229
	902620	Instruments And Apparatus; For Measuring Or Checking Pressure	68	2	10.505	136
	902680	Instruments And Apparatus; For Measuring Or Checking Variables Of Liquids	13.789	20.794	4.168.232	5.547.245
	902750	Instruments And Apparatus; Using Optical Radiations (uv, Visible, Ir), (other	20.810	25.936	3.282.146	4.064.321
	902990	Meters And Counters; Parts And Accessories For Revolution And Production Counters, Taxime		126		3.600
	903089	Instruments And Apparatus; N.e.c. In Heading No. 9030, Without A Recording Device		7		1.964
	903090	Instruments, Apparatus For Measuring, Checking Electrical Quantities, Not M	222		1.008	
	903110	Machines; For Balancing Mechanical Parts	1		772	
	903120	Test Benches	1		3	
	903149	Optical Instruments And Appliances; For Measuring Or Checking, N.e.c. In Ch	1	1	3.097	349
	903180	Instruments, Appliances And Machines; For Measuring Or Checking N.e.c. In	109	1.021	6.398	59.546
	903190	Instruments, Appliances And Machines; Parts And Accessories For Those Measuring Or Checki		1		2
	903210	Regulating Or Controlling Instruments And Apparatus; Automatic Type, Ther	1	2	5	5
	903289	Regulating Or Controlling Instruments And Apparatus; Automatic, Other Tha	77	5	474	111
	903290	Regulating Or Controlling Instruments And Apparatus; Automatic, Parts And Accessories		13		2.000
	910119	Wrist-watches; Electrically Operated, With Or Without A Stop-watch, With C	3		738	
	910129	Wrist-watches; (not Electrically Operated), (not Automatic Winding), Wheth	7	12	35	75
	910199	Pocket-watches And Other Watches, Including Stop-watches; (excluding Wri	13	5	2.980	107
	910211	Wrist-watches; Electrically Operated, With Or Without A Stop-watch, (other	2		275	
	910219	Wrist-watches; Electrically Operated, With Or Without A Stop-watch, (other	1	16	500	1.901
	910221	Wrist-watches; Whether Or Not Incorporating A Stop-watch Facility, With Automatic Winding		4		788
	910229	Wrist-watches; Whether Or Not Incorporating A Stop-watch Facility, With Ot	120	176	18.543	26.863
	910299	Pocket Watches And Other Watches, Including Stop-watches; (excluding Wri	1	10	197	1.272
	910310	Clocks; With Watch Movements, Electrically Operated, Excluding Clocks Of Heading No. 9104		15		61
	910390	Clocks; With Watch Movements, Other Than Electrically Operated, Excluding Clocks Of Headir		1		2
	910519	Clocks; (excluding Those With Watch Movements And Instrument Panel Clocks), Alarm Clocks		46		112
	910521	Clocks; (excluding Those With Watch Movements And Instrument Panel Cloc	80		191	
	910529	Clocks; (excluding Those With Watch Movements And Instrument Panel Clocks), Wall Clocks,		2		5
	910690	Time Recording Apparatus; With Clock Or Watch Movement Or With Synchr	1		1	
	910700	Time Switches; With Clock, Watch Movement Or Synchronous Motor	5		10	
	911011	Watches; Complete Movements, Unassembled Or Partly Assembled (movement Sets)		2		242

https://jateng.bps.go.id

Tabel 2. Ekspor Provinsi Asal Barang Dirinci Menurut Kode HS6 Digit, 2020—2021

Provinsi Asal	Kode HS 6	Deskripsi HS 6 Digit	Berat Bersih (Kg)		Nilai FOB (US$)	
			2020	2021	2020	2021
(1)	(2)	(3)	(4)	(5)	(6)	(7)
Jawa Tengah						
	911190	Watch Cases And Parts Thereof		1		5
	911220	Clock Cases And Similar Cases For Other Goods Of Chapter 91; Other Than W	274	478	451	1.346
	911320	Watch Straps, Watch Bands, Watch Bracelets, And Parts Thereof; Of Base M	117		2.110	
	911390	Watch Straps, Watch Bands, Watch Bracelets, And Parts Thereof; N.e.c. In Heading No. 9113		3		200
	920190	Musical Instruments; Harpsichords And Other Keyboard Stringed Instrument	581		3.953	
	920210	Musical Instruments; String, Played With A Bow (e.g. Violins)		5		50
	920290	Musical Instruments; String, Played Other Than With A Bow (e.g. Guitars And	79.261	114.592	980.648	1.459.084
	920590	Musical Instruments; Wind, Other Than Brass, (eg. Clarinet, Bagpipes, Pipe C	950		2.223	
	920600	Musical Instruments; Percussion (e.g. Drums, Xylophones, Cymbals, Castane	52.465	15.591	102.910	40.642
	920710	Musical Instruments; Keyboard, (other Than Accordions), The Sound Of Whi	116.216	263.161	1.403.317	3.196.851
	920790	Musical Instruments; (other Than Keyboard), The Sound Of Which Is Produce	143	2	3.983	78
	920810	Musical Boxes		1		15
	920890	Fairground And Mechanical Street Organs, Mechanical Singing Birds, Musical Saws And Music		1.604		20.300
	920991	Musical Instruments; Parts And Accessories For Pianos		100		36.793
	920992	Musical Instruments; Parts And Accessories For String Musical Instruments C	13		3	
	920994	Musical Instruments; Parts And Accessories For The Musical Instruments The	199.260	372.908	1.989.836	3.229.328
	920999	Musical Instruments; Parts And Accessories For Musical Instruments N.e.c. In	25	213	36	960
	930700	Arms; Swords, Cutlasses, Bayonets, Lances And The Like, Parts Thereof And S	84		2.263	
	940110	Seats; Of A Kind Used For Aircraft	508	11	3.411	88
	940120	Seats; Of A Kind Used For Motor Vehicles	10.061	924	117.120	24.131
	940152	Seats; Of Bamboo	15.005	11.326	23.365	26.206
	940153	Seats; Of Rattan	1.311.645	2.146.199	6.791.595	10.124.903
	940159	Seats; Of Cane, Osier Or Similar Materials, Other Than Bamboo Or Rattan	92.154	96.826	547.577	683.445
	940161	Seats; With Wooden Frames, Upholstered, (excluding Medical, Surgical, Den	3.410.073	2.693.478	19.739.586	21.233.519
	940169	Seats; With Wooden Frames, Not Upholstered, (excluding Medical, Surgical,	43.265.327	54.734.659	186.572.923	269.776.661
	940171	Seats; With Metal Frames, Upholstered, (excluding Medical, Surgical, Dental,	90.070	149.018	1.542.895	2.597.185
	940179	Seats; With Metal Frames, Not Upholstered, (excluding Medical, Surgical, De	3.721.423	1.051.874	8.509.957	13.284.491
	940180	Seats; N.e.c. In Heading No. 9401, (excluding Medical, Surgical, Dental, Veter	50.983	89.468	441.491	808.671
	940210	Chairs; Dentists', Barbers' Or Similar Chairs Having Rotating As Well As Both	160	108	2.100	1.742
	940290	Furniture; For Medical, Surgical, Veterinary Use (e.g. Operating Tables, Exam	4.971	22.622	126.206	112.640
	940310	Furniture; Metal, For Office Use	149.806	124.907	771.105	826.587
	940320	Furniture; Metal, Other Than For Office Use	2.261.508	3.183.460	16.690.758	26.680.073
	940330	Furniture; Wooden, For Office Use	4.265.079	5.714.519	8.512.108	11.950.991
	940340	Furniture; Wooden, For Kitchen Use	4.482.139	7.166.172	9.137.631	13.691.649
	940350	Furniture; Wooden, For Bedroom Use	10.084.212	15.793.814	43.602.708	75.109.189
	940360	Furniture; Wooden, Other Than For Office, Kitchen Or Bedroom Use	83.693.947	107.501.099	317.038.868	427.159.113
	940370	Furniture; Plastic	532.282	842.793	5.567.055	8.132.559
	940382	Furniture; Of Bamboo	479.470	340.632	520.009	472.095
	940383	Furniture; Of Rattan	437.999	713.248	2.165.604	4.155.488
	940389	Furniture; Of Cane, Osier, Or Similar Materials (other Than Bamboo Or Ratta	107.739	477.307	739.756	2.926.193
	940410	Mattress Supports	119.910	70.147	102.407	93.657
	940421	Mattresses; Of Cellular Rubber Or Plastics, Whether Or Not Covered	2.895	182	21.573	1.253
	940429	Mattresses; Of Other Materials, Not Cellular Rubber Or Plastics	122.134	118.078	328.236	268.807
	940430	Sleeping Bags	57	3	1.669	343
	940490	Bedding And Similar Furnishing Articles; N.e.c. In Heading No. 9404 (e.g. Qui	312.810	426.709	3.882.806	5.892.884
	940550	Lamps And Light Fittings; Non-electric	320.499	29.406	712.297	292.689
	940591	Lamps And Light Fittings; Parts Thereof, Of Glass	676	939	3.290	3.030
	940592	Lamps And Light Fittings; Parts Thereof, Of Plastics	230	154	562	1.695
	940599	Lamps And Light Fittings; Parts Thereof, Of Materials Other Than Glass Or Pla	22.073	39.458	180.483	312.175
	940610	Buildings; Prefabricated, Of Wood	432.106	285.926	372.235	562.429
	940690	Buildings; Prefabricated, Not Of Wood	115.294	265.013	191.692	306.638
	950300	Tricycles, Scooters, Pedal Cars And Similar Wheeled Toys; Dolls' Carriages; D	4.309.760	5.697.932	23.804.865	38.525.407
	950420	Billiard Articles And Accessories Of All Kinds	1		433	
	950430	Games; Operated By Coins, Banknotes, Bank Cards, Tokens Or By Other Mea	212	12	510	260
	950440	Games; Playing Cards	1	529	86	3.606
	950450	Games; Video Game Consoles And Machines, Other Than Those Of Subhead	82	84	6.305	23.494
	950490	Games; Articles For Funfair, Table Or Parlour Games, Including Pintables, Spe	2.084	1.259.493	69.826	2.652.916
	950510	Christmas Festivity Articles	27.466	66.181	41.912	196.838
	950590	Festive, Carnival Or Other Entertainment Articles Including Novelty Jokes An	572	4.219	1.803	11.513
	950619	Snow-ski Equipment	22.866	11.224	306.111	150.812

https://jateng.bps.go.id

Tabel 2. Ekspor Provinsi Asal Barang Dirinci Menurut Kode HS6 Digit, 2020—2021

Provinsi Asal	Kode HS 6	Deskripsi HS 6 Digit	Berat Bersih (Kg)		Nilai FOB (US$)	
			2020	2021	2020	2021
(1)	(2)	(3)	(4)	(5)	(6)	(7)
Jawa Tengah						
	950629	Water Sport Equipment; Water-skis, Surf-boards And Other Water-sport Equ	77.316	522.532	379.084	2.775.134
	950631	Golf Clubs; Complete		25		212
	950639	Golf Equipment; Other Than Clubs And Balls		1.390		21.052
	950640	Table-tennis Articles And Equipment	25	9	1.160	59
	950659	Tennis, Badminton And Similar Racquets; Whether Or Not Strung		2		10
	950662	Balls; Inflatable		10.613		11.817
	950669	Balls; (other Than Inflatable Or For Lawn-tennis, Golf Or Table-tennis)		85		1.555
	950670	Skates; Ice And Roller, Including Skating Boots With Skates Attached		3		45
	950691	Athletics And Gymnastics Equipment	1.238	438	47.309	11.098
	950699	Equipment For Outdoor Games And Recreation N.e.c. In Heading No. 9506	169.178	405.345	2.274.340	3.179.669
	950710	Fishing Rods	4		477	
	950790	Fishing Tackle N.e.c., Butterfly Nets, Decoy Birds (other Than Those Of Headi	18		48	
	960190	Bone, Tortoise Shell, Horn, Antlers, Coral, Mother-of-pearl And Other Anima	84	84	2.331	16.377
	960200	Vegetable, Mineral Carving Material And Articles Of These Materials, Mould	1.377	3.543	3.829	28.535
	960310	Brooms And Brushes; Consisting Of Twigs Or Other Vegetable Materials Bou	906.386	844.034	1.643.456	1.441.784
	960321	Brushes; Toothbrushes	1	2	2	5
	960329	Brushes; Shaving, Hair, Nail, Eyelash And Other Toilet Brushes For Use On Th	20.797	17.747	53.992	48.304
	960350	Brushes; Constituting Parts Of Machines, Appliances Or Vehicles		307		12.900
	960390	Brooms, Brushes, Mops, Feather Dusters, Squeegees, Hand Operated Mecha	172	7.002	924	6.348
	960400	Hand Sieves And Hand Riddles	56		299	
	960500	Travel Sets; For Personal Toilet, Sewing, Shoe Or Clothes Cleaning		2		10
	960610	Press-fasteners, Snap-fasteners, Press-studs And Parts Therefor	86	255	2.222	1.616
	960621	Buttons; Of Plastics, Not Covered With Textile Material	216	477	27.842	39.623
	960622	Buttons; Of Base Metal, Not Covered With Textile Material	5	9	20	741
	960629	Buttons; Of Other Than Base Metal Or Plastics, Not Covered With Textile Ma	154	66	1.409	930
	960630	Button Moulds And Other Parts Of Buttons; Button Blanks	221	4	5.832	14
	960711	Slide Fasteners; Fitted With Chain Scoops Of Base Metal	234	6	5.891	139
	960719	Slide Fasteners; Other Than Those Fitted With Chain Scoops Of Base Metal	241	720	5.735	21.553
	960720	Slide Fasteners; Parts	48	8	800	143
	960810	Pens; Ball Point	43	1	54	1
	960830	Pens; Fountain, Stylograph And Other Pens		38		707
	960920	Pencil Leads; Black Or Coloured		811		13.853
	961000	Slates And Boards; With Writing Or Drawing Surfaces, Whether Or Not Fram	6.986	13.348	14.495	25.104
	961100	Stamps; Date, Numbering, Sealing Stamps And The Like (including Devices F	5	3	4	45
	961210	Ribbons; For Typewriters And The Like, Inked Or Otherwise Prepared, For Gi	9		324	
	961220	Ink Pads; Whether Or Not Inked, With Or Without Boxes		910		6.259
	961310	Lighters; Pocket, Cigarette, Gas Fuelled, Non-refillable		1		72
	961380	Lighters; Whether Or Not Mechanical Or Electrical, N.e.c. In Heading No. 9613		6		23
	961511	Combs, Hair Slides And The Like; Of Hard Rubber Or Plastics	0		5	
	961519	Combs, Hair Slides And The Like; Of Other Than Hard Rubber Or Plastics	19	12	1.704	1.738
	961590	Hairpins, Curling Pins, Curling Grips, Hair Curlers And The Like (not Those Of	141	325	1.144	3.934
	961610	Scent Sprays And Similar Toilet Sprays, And Mounts And Heads Therefor	44		1.526	
	961620	Powder Puffs And Pads; For The Application Of Cosmetics Or Toilet Preparat	816	87	7.430	366
	961700	Vacuum Flasks And Other Vacuum Vessels, Complete With Cases; Parts Ther	98		108	
	961800	Tailors' Dummies And Other Lay Figures; Automata And Other Animated Dis	46.776	60.891	1.932.332	2.565.773
	961900	Sanitary Towels (pads) And Tampons, Napkins And Napkin Liners For Babies	267.140	133.589	675.600	397.029
	962000	Monopods, Bipods, Tripods And Similar Articles		1.057		3.391
	999910	Postal packages n.c.a.k	104.512	113.077	3.692.971	1.541.152
	030510	Fish; Flours, Meals And Pellets, Fit For Human Consumption	345.110	100	490.894	98.850
	040310	Dairy Produce; Yoghurt, Whether Or Not Concentrated Or Containing Added Sugar Or Other S		2.115		5.087
	041000	Animal Products; Edible, N.e.c. In This Or Other Chapters	54.559	39.336	59.046.904	40.438.677
	080290	Nuts, Edible; N.e.c. In Heading No. 0801 And 0802, Fresh Or Dried, Whether	56.924	8.454	117.527	28.391
	150910	Vegetable Oils; Olive Oil And Its Fractions, Virgin, Whether Or Not Refined, B	4		31	
	300220	Vaccines; For Human Medicine	0		26	
	340211	Organic Surface-active Agents; Anionic (other Than Soap), Whether Or Not P	24	3.566	20	5.908
	340213	Organic Surface-active Agents; Non-ionic (other Than Soap), Whether Or Not	440	950	5.324	4.826
	340219	Organic Surface-active Agents; Whether Or Not Put Up For Retail Sale, N.e.c.	150		1.050	
	340220	Washing And Cleaning Preparations; Surface-active, Whether Or Not Contain	106.870	438.178	105.131	437.977
	382200	Reagents; Diagnostic Or Laboratory Reagents On A Backing And Prepared Di	1	11	2	63
	382471	Mixtures Containing Halogenated Derivatives Of Methane, Ethane Or Propar	114	9	567	14

https://www.bps.go.id

Tabel 2. Ekspor Provinsi Asal Barang Dirinci Menurut Kode HS6 Digit, 2020—2021

Provinsi Asal	Kode HS 6	Deskripsi HS 6 Digit	Berat Bersih (Kg)		Nilai FOB (US$)	
			2020	2021	2020	2021
(1)	(2)	(3)	(4)	(5)	(6)	(7)
Jawa Tengah						
	440140	Wood; For Fuel, Sawdust And Wood Waste And Scrap, Not Agglomerated	1.453.163	281.842	230.371	95.317
	441294	Blockboard, Laminboard And Battenboard (not Bamboo, And Other Than Ply	109.314.552	130.311.929	90.922.735	114.878.892
	441400	Wooden Frames; For Paintings, Photographs, Mirrors Or Similar Objects	410.523	486.733	1.989.739	2.468.891
	441810	Wood; Windows, French-windows And Their Frames	78.192	57.396	319.386	313.336
	441820	Wood; Doors And Their Frames And Thresholds	16.341.998	18.871.069	36.267.858	44.839.308
	441860	Wood; Posts And Beams	58.766	44.859	133.640	119.424
	442010	Wood; Statuettes And Other Ornaments Of Wood	4.500.335	4.526.144	9.627.673	10.106.578
	490591	Maps And Hydrographic Or Similar Charts; Printed In Book Form, Including A	15		145	
	490599	Maps And Hydrographic Or Similar Charts; (printed Other Than In Book Form), Including Wall		618		3.523
	550110	Fibres; Synthetic Filament Tow, Of Nylon Or Other Polyamides	1	7.759	1	80.953
	570320	Carpets And Other Textile Floor Coverings; Tufted, Of Nylon Or Other Polyan	596	277	973	151
	570330	Carpets And Other Textile Floor Coverings; Tufted, Of Man-made Textile Ma	15	423	675	1.017
	580219	Fabrics; Terry Towelling And Similar Woven Terry Fabrics, Of Cotton, Bleache	92	30	2.569	1.950
	620112	Coats; Men's Or Boys', Overcoats, Raincoats, Car-coats, Capes, Cloaks And Si	201.000	106.533	5.356.935	2.300.416
	620192	Anoraks (including Ski-jackets), Wind-cheaters, Wind-jackets And Similar Arti	2.156.445	2.177.557	19.457.981	22.655.805
	620113	Coats; Men's Or Boys', Overcoats, Raincoats, Car-coats, Capes, Cloaks And Si	244.602	328.018	9.067.602	9.223.396
	620193	Anoraks (including Ski-jackets), Wind-cheaters, Wind-jackets And Similar Arti	538.581	209.433	22.172.766	9.851.472
	620119	Coats; Men's Or Boys', Overcoats, Raincoats, Car-coats, Capes, Cloaks And Si	2.076.064	2.987.692	93.375.416	141.705.620
	620212	Coats; Women's Or Girls', Overcoats, Raincoats, Car-coats, Capes, Cloaks An	87.378	25.432	1.467.318	696.214
	620292	Anoraks (including Ski-jackets), Wind-cheaters, Wind-jackets And Similar Arti	31.208	31.809	875.612	776.861
	620213	Coats; Women's Or Girls', Overcoats, Raincoats, Car-coats, Capes, Cloaks An	391.822	452.555	17.468.706	15.735.866
	620293	Anoraks (including Ski-jackets), Wind-cheaters, Wind-jackets And Similar Arti	545.813	438.300	27.935.333	22.626.787
	620219	Coats; Women's Or Girls', Overcoats, Raincoats, Car-coats, Capes, Cloaks An	297.986	677.262	7.344.314	15.420.399
	681510	Stone Articles And Articles Of Other Mineral Substances; Non-electrical Artic	1.013	17	3.891	81
	710490	Stones; Precious Or Semi-precious, Synthetic Or Reconstructed, (not Piezo-e	1		3	
	741910	Copper; Chain And Parts Thereof	5	3	51	10
	741991	Copper; Cast, Moulded, Stamped Or Forged, But Not Further Worked	588	1.564	8.279	10.661
	741999	Copper; Articles N.e.c. In Heading No. 7419	361	1.100	11.597	35.457
	851712	Telephones For Cellular Networks Or For Other Wireless Networks	377	2.731	71.331	763.822
	851770	Telephone Sets And Other Apparatus For The Transmission Or Reception Of	7	5.521	1.238	40.255
	851950	Sound Recording Or Reproducing Apparatus; Telephone Answering Machines		2		2
	852580	Television Cameras, Digital Cameras And Video Camera Recorders	2	7	532	2.055
	853950	Lamps; Light-emitting Diode (led) Lamps	810	4	29.521	9
	880330	Aircraft And Spacecraft; Parts Of Aeroplanes Or Helicopters N.e.c. In Heading	0		81	
	890391	Sailboats; With Or Without Auxiliary Motor, For Pleasure Or Sports, Other Than Inflatable		823		4.253
	900651	Cameras, Photographic (excluding Cinematographic); With A Through-the-lens Viewfinder, Sir		1		67
	940540	Lamps And Light Fittings; Electric, N.e.c. In Heading No. 9405	223.978	339.331	1.007.114	1.613.190
	902780	Instruments And Apparatus; For Physical Or Chemical Analysis, For Measurir	24		2.202	
	940130	Seats; Swivel With Variable Height Adjustment, Excluding Medical, Surgical,	2.203	1.407	35.119	26.321
	940140	Seats; Convertible Into Beds, Other Than Garden Seats Or Camping Equipme	1.268	5	6.933	10
	940190	Seat; Parts	963.645	705.815	10.139.709	6.996.760
	940390	Furniture; Parts	2.975.594	3.007.295	12.253.800	13.811.715
	940510	Chandeliers And Other Electric Ceiling Or Wall Light Fittings; Excluding Those	46.433	44.087	495.693	788.977
	940520	Lamps, Electric; Floor-standing Or For Table, Desk Or Bedside	182.157	115.126	707.985	620.109
	940530	Lighting Sets; Of A Kind Used For Christmas Trees	1		20	
	940560	Illuminated Signs, Name Plates And The Like	154		7.739	
	970110	Paintings, Drawings And Pastels; Executed Entirely By Hand, Other Than Dra	8.881	8.066	78.297	100.302
	970190	Artwork; Collages And Similar Decorative Plaques	3.386	2.823	116.691	62.167
	970300	Sculptures And Statuary; Original, In Any Material	39.638	29.285	92.851	59.784
	681293	Asbestos Or Mixtures With A Basis Of Asbestos (other Than Crocidolite); Con	18.667		7.107	
Total Jawa Tengah			**4.814.380.723**	**4.389.062.972**	**8.088.302.871**	**10.733.435.582**

https://www.bps.go.id

Tabel 2. Ekspor Provinsi Asal Barang Dirinci Menurut Kode HS6 Digit, 2020—2021

Provinsi Asal	Kode HS 6	Deskripsi HS 6 Digit	Berat Bersih (Kg)		Nilai FOB (US$)	
			2020	2021	2020	2021
(1)	(2)	(3)	(4)	(5)	(6)	(7)
DI Yogyakarta						
	010649	Insects; Live, Other Than Bees		950		29.217
	040140	Dairy Produce; Milk And Cream, Not Concentrated, Not Containing Added Sugar Or Other Swe		9		56
	040210	Dairy Produce; Milk And Cream, Concentrated Or Containing Added Sugar Or	69	6	432	57
	040221	Dairy Produce; Milk And Cream, Concentrated, Not Containing Added Sugar Or Other Sweeten		22		10
	040229	Dairy Produce; Milk And Cream, Containing Added Sugar Or Other Sweetening Matter, In Pow		59		200
	040299	Dairy Produce; Milk And Cream, Containing Added Sugar Or Other Sweetenin	16	9	166	62
	040711	Birds' Eggs, In Shell; Fresh, Fertilised Eggs For Incubation, Of Fowls Of The Species Gallus Dome		4.653		83.318
	050610	Animal Products; Ossein And Bones Treated With Acid	415		673	
	050800	Animal Products; Coral And Similar Materials, Shells Of Molluscs, Crustaceans	106		1.848	
	060120	Plants, Live; Bulbs, Tubers, Tuberous Roots, Corms, Crowns And Rhizomes, In	240		683	
	060210	Plants, Live; Unrooted Cuttings And Slips	280	2	8.962	10
	060290	Plants, Live; N.e.c. In Heading No. 0602	570	1.103	29.661	78.070
	060490	Foliage, Branches And Other Parts Of Plants, Without Flowers Or Flower Buds, And Grasses, M		313		3.173
	070190	Vegetables; Potatoes (other Than Seed), Fresh Or Chilled	9	19.925	46	15.318
	070200	Vegetables; Tomatoes, Fresh Or Chilled	300	4	1.657	4
	070310	Vegetables, Alliaceous; Onions And Shallots, Fresh Or Chilled	42		296	
	070390	Vegetables, Alliaceous; Leeks And Other Kinds N.e.c. In Heading No. 0703, Fr	42	14	267	25
	070410	Vegetables, Brassica; Cauliflowers And Headed Broccoli, Fresh Or Chilled	124	15	768	65
	070490	Vegetables, Brassica; Edible, N.e.c. In Heading No. 0704, Fresh Or Chilled	274	5	1.634	30
	070511	Vegetables; Cabbage (head) Lettuce (lactuca Sativa), Fresh Or Chilled	83	2	513	8
	070610	Vegetables, Root; Carrots And Turnips, Fresh Or Chilled	364		1.802	
	070690	Vegetables, Root; Salad Beetroot, Salsify, Celeric, Radishes And Similar Edible	1.544	3	1.765	0
	070820	Vegetables, Leguminous; Beans (vigna Spp., Phaseolus Spp.), Shelled Or Unsh	16.762		40.548	
	070920	Vegetables; Asparagus, Fresh Or Chilled		186		1.509
	070930	Vegetables; Aubergines, (e.g. Plants), Fresh Or Chilled	138	19	627	77
	070940	Vegetables; Celery (other Than Celeriac), Fresh Or Chilled	2	3	32	13
	070970	Vegetables; Spinach, New Zealand Spinach And Orache Spinach (garden Spin	78	24	426	93
	070993	Vegetables; Pumpkins, Squash And Gourds (cucurbita Spp.), Fresh Or Chilled	1.897	520	3.523	387
	070999	Vegetables; Edible, N.e.c. In Chapter 07, Fresh Or Chilled	4	13	19	55
	071010	Vegetables; Potatoes, Uncooked Or Cooked By Steaming Or Boiling In Water,	251.046	144.911	292.263	126.021
	071040	Vegetables; Sweetcorn, Uncooked Or Cooked By Steaming Or Boiling In Wate	135	30	743	95
	071080	Vegetables; Uncooked Or Cooked By Steaming Or Boiling In Water, N.e.c. In H	170	13	930	64
	071140	Vegetables; Cucumbers And Gherkins, Provisionally Preserved But Unsuitable	164		658	
	071190	Vegetables And Mixed Vegetables; N.e.c. In Heading No. 0711, Provisionally Preserved But Uns		60.720		72.922
	071290	Vegetables; Mixtures Of Vegetables N.e.c. In Heading No. 0712, Whole, Cut, S	751		3.229	
	071410	Vegetable Roots And Tubers; Manioc (cassava), With High Starch Or Inulin Co	2.269.196	1.113.000	554.383	250.425
	071420	Vegetable Roots And Tubers; Sweet Potatoes, With High Starch Or Inulin Con	700.841	439.797	626.276	272.795
	080111	Nuts, Edible; Coconuts, Desiccated		73.310		122.558
	080112	Nuts, Edible; Coconuts, In The Inner Shell (endocarp)	38.976		10.480	
	080119	Nuts, Edible; Coconuts, Fresh Or Dried, Other Than Desiccated Or In The Inne	415.213		446.197	
	080132	Nuts, Edible; Cashew Nuts, Fresh Or Dried, Shelled	10.957	1.882	190.173	29.126
	080262	Nuts, Edible; Macadamia, Fresh Or Dried, Shelled	39	122	933	2.505
	080280	Nuts, Edible; Areca Nuts, Fresh Or Dried, Whether Or Not Shelled Or Peeled		1		4
	080390	Fruit, Edible; Bananas, Other Than Plantains, Fresh Or Dried	263		1.250	
	080440	Fruit, Edible; Avocados, Fresh Or Dried	132		814	
	080450	Fruit, Edible; Guavas, Mangoes And Mangosteens, Fresh Or Dried	6.119	2.583	19.591	5.540
	080510	Fruit, Edible; Oranges, Fresh Or Dried		1		0
	080521	Fruit, Edible; Mandarins (including Tangerines And Satsumas), Fresh Or Dried		10		52
	080550	Fruit, Edible; Lemons (citrus Limon, Citrus Limonum), Limes (citrus Aurantifoli	20	179	179	922
	080719	Fruit, Edible; Melons, Other Than Watermelons, Fresh	10.035	11.237	12.392	9.887
	080720	Fruit, Edible; Papaws (papayas), Fresh	37	46	188	152
	081060	Fruit, Edible; Durians, Fresh		690		1.483
	081090	Fruit, Edible; Fruits N.e.c. In Heading No. 0801 To 0810, Fresh	336.125	520.600	438.229	800.886
	081340	Fruit, Edible; Fruit N.e.c. In Heading No. 0812, Dried	20	622	478	1.548
	090111	Coffee; Not Roasted Or Decaffeinated	3.228	3.356	15.584	21.710
	090121	Coffee; Roasted, Not Decaffeinated	20	50	1.100	516

https://www.bps.go.id

Tabel 2. Ekspor Provinsi Asal Barang Dirinci Menurut Kode HS6 Digit, 2020—2021

Provinsi Asal	Kode HS 6	Deskripsi HS 6 Digit	Berat Bersih (Kg)		Nilai FOB (US$)	
			2020	2021	2020	2021
(1)	(2)	(3)	(4)	(5)	(6)	(7)
DI Yogyakarta						
	090210	Tea, Green; (not Fermented), In Immediate Packings Of A Content Not Excee	374	1.457	3.740	10.610
	090220	Tea, Green; (not Fermented), In Immediate Packings Of A Content Exceeding	1.025	1	7.315	20
	090240	Tea, Black; (fermented) And Partly Fermented Tea, In Immediate Packings Of A Content Excee		11.600		21.228
	090411	Spices; Pepper (of The Genus Piper), Neither Crushed Nor Ground	365	3.301	2.416	65.543
	090422	Spices; Fruits Of The Genus Capsicum Or Pimenta, Crushed Or Ground	1		2	
	090510	Spices; Vanilla, Neither Crushed Nor Ground	4.263	2.906	742.433	954.387
	090520	Spices; Vanilla, Crushed Or Ground	2.583	572	536.243	204.252
	090831	Spices; Cardamoms, Neither Crushed Nor Ground	12.425		38.518	
	090921	Spices; Coriander Seeds, Neither Crushed Nor Ground	6	11	113	52
	091011	Spices; Ginger, Neither Crushed Nor Ground	6	14.840	35	37.412
	091030	Spices; Turmeric (curcuma)	11	8	46	31
	091091	Spices; Mixtures Of 2 Or More Products Of Different Headings		232		745
	091099	Spices; N.e.c. In Heading No. 0910	727	421	2.017	1.350
	110811	Starch; Wheat		1		21
	120241	Ground-nuts; Other Than Seed, Not Roasted Or Otherwise Cooked, In Shell	215	292	584	887
	120242	Ground-nuts; Other Than Seed, Not Roasted Or Otherwise Cooked, Shelled, V	200	175	978	957
	120300	Copra	24.500		24.500	
	120991	Seeds; Vegetable Seeds, Of A Kind Used For Sowing	4		40	
	121190	Plants And Parts (including Seeds And Fruits) N.e.c. In Heading No. 1211, Of A	2.572	5.490	15.975	439.200
	121291	Sugar Beet; Fit For Human Consumption, Fresh, Chilled, Frozen Or Dried, Wh	4	3	5	4
	140110	Bamboo Used Primarily For Plaiting	1.806.543	996.157	1.675.525	889.310
	140190	Vegetable Materials Of A Kind Used Primarily For Plaiting; N.e.c. In Heading N	78		1.720	
	140490	Vegetable Products; N.e.c. In Chapter 14	53.404	43.057	32.992	511.877
	151311	Vegetable Oils; Coconut (copra) Oil And Its Fractions, Crude, Not Chemically M	3	1	15	10
	151321	Vegetable Oils; Palm Kernel Or Babassu Oil And Their Fractions, Crude, Not Chemically Modifie		1		2
	151550	Vegetable Oils; Sesame Oil And Its Fractions, Whether Or Not Refined, But No	2		45	
	152190	Waxes, Other Than Vegetable, N.e.c. In Heading No. 1521; Whether Or Not R	36		3.519	
	160250	Meat Preparations; Of Bovine Animals, Meat Or Meat Offal, Prepared Or Preserved (excluding		1		10
	160414	Fish Preparations; Tunas, Skipjack And Atlantic Bonito (sarda Spp.), Prepared	9.559		14.664	
	160557	Mollusc Preparations; Abalone, Prepared Or Preserved	12.081		37.202	
	170114	Sugars; Cane Sugar, Raw, In Solid Form, Other Than As Specified In Subheadi	1	3.071	1	10.511
	170199	Sugars; Sucrose, Chemically Pure, In Solid Form, Not Containing Added Flavou	827	212	2.806	376
	170219	Sugars; Lactose And Lactose Syrup, Containing By Weight Less Than 99% Lact	1	1	2	1
	170230	Sugars; Glucose And Glucose Syrup, Not Containing Fructose Or Containing In	1	1	1	0
	170240	Sugars; Glucose And Glucose Syrup, Containing In The Dry State At Least 20%	85.000	34.000	234.600	93.500
	170290	Sugars; N.e.c. In Heading No. 1702, Including Invert Sugar And Other Sugar A	2.531.031	4.016.478	6.348.238	10.933.014
	170390	Sugars; Molasses, From Sugar Beet, Resulting From The Extraction Or Refining	3	4	6	5
	170490	Sugar Confectionery; (excluding Chewing Gum, Including White Chocolate), N	2	178	4	1.029
	180100	Cocoa Beans; Whole Or Broken, Raw Or Roasted	3.020	1.802	14.078	14.409
	180690	Chocolate And Other Food Preparations Containing Cocoa; N.e.c. In Chapter	1		37	
	190190	Food Preparations; Of Flour, Meal, Starch, Malt Extract Or Milk Products, For	1.000		1.419	
	190219	Food Preparations; Pasta, Uncooked (excluding That Containing Eggs), Not Stuffed Or Otherwis		7		43
	190410	Food Preparations; Obtained By The Swelling Or Roasting Of Cereals Or Cereal Products		19.332		13.849
	190490	Food Preparations; Cereal Or Cereal Products (excluding Maize), In Grain Form, Pre-cooked Or		562		1.161
	190531	Food Preparations; Sweet Biscuits, Whether Or Not Containing Cocoa	12.005		31.904	
	190532	Food Preparations; Waffles And Wafers, Whether Or Not Containing Cocoa	73.789	30.361	211.241	84.110
	190590	Food Preparations; Bakers' Wares N.e.c. In Heading No. 1605, Whether Or No	13.367	672	37.984	3.920
	200551	Vegetable Preparations; Beans, Shelled, Prepared Or Preserved Otherwise Th	711	2.435	4.279	11.640
	200811	Nuts; Ground-nuts, Whether Or Not Containing Added Sugar, Other Sweeten	70	78	1.083	1.354
	200819	Nuts And Other Seeds; Whether Or Not Containing Added Sugar, Other Swee	139.532	202.452	157.062	272.465
	210111	Extracts, Essences And Concentrates; Of Coffee, And Preparations With A Basis Of These Extra		39		5.150
	210120	Extracts, Essences And Concentrates; Of Tea Or Mate, And Preparations With	11.902	25	42.086	100
	210130	Chicory, Roasted And Other Roasted Coffee Substitutes; Extracts, Essences A	17.750	41.511	9.687	26.285
	210210	Yeasts; Active	4	1.019	37	6.112
	210220	Yeasts; Inactive, Other Single-cell Micro-organisms, Dead		18		273
	210320	Sauces; Tomato Ketchup And Other Tomato Sauces	50		10	

https://www.bps.go.id

Tabel 2. Ekspor Provinsi Asal Barang Dirinci Menurut Kode HS6 Digit, 2020—2021

Provinsi Asal	Kode HS 6	Deskripsi HS 6 Digit	Berat Bersih (Kg)		Nilai FOB (US$)	
			2020	2021	2020	2021
(1)	(2)	(3)	(4)	(5)	(6)	(7)
DI Yogyakarta						
	210330	Mustard Flour And Meal And Prepared Mustard		29		135
	210390	Sauces And Preparations Therefor; Mixed Condiments And Mixed Seasonings	46	160.469	75	531.544
	210420	Homogenised Composite Food Preparations	15		6	
	210610	Protein; Concentrates And Textured Protein Substances		42		165
	210690	Food Preparations; N.e.c. In Item No. 2106.10	6	544	182	8.236
	220299	Non-alcoholic Beverages; Other Than Non-alcoholic Beer, N.e.c. In Item No. 2	2	12	64	21
	220429	Wine; Still, In Containers Holding More Than 10 Litres	37	27	126	77
	230800	Vegetable Materials And Vegetable Waste, Vegetable Residues And By-produ	2.177		21.772	
	240120	Tobacco; Partly Or Wholly Stemmed Or Stripped	287	120	5.175	5.400
	240210	Cigars, Cheroots And Cigarillos; Containing Tobacco Including The Weight Of	746	907	38.049	26.045
	240399	Tobacco; Other Than Homogenised Or Reconstituted Or Smoking	12		11	
	251620	Sandstone;. Whether Or Not Roughly Trimmed, Cut, By Sawing Etc, Into Blocks Or Slabs Of A R		19		89
	251690	Monumental Or Building Stone; N.e.c. In Heading No. 2516, Whether Or Not	20.000		7.090	
	251741	Stones; Of Marble, In Granules, Chippings And Powder, Whether Or Not Heat	1.628		6.200	
	252329	Cement; Portland, Other Than White, Whether Or Not Artificially Coloured		14		52
	262019	Slag, Ash And Residues; (not From The Manufacture Of Iron Or Steel), Contai	2.003		1.287	
	262040	Slag, Ash And Residues; (not From The Manufacture Of Iron Or Steel), Contai	243		447	
	271019	Petroleum Oils And Oils From Bituminous Minerals, Not Containing Biodiesel,	1.587		7.379	
	280300	Carbon; Carbon Blacks And Other Forms Of Carbon N.e.c.		1		1
	282739	Chlorides; Other Than Of Ammonium, Calcium, Magnesium, Aluminium And Nickel		3.589		1.143
	290219	Cyclic Hydrocarbons; Cyclanes, Cyclenes And Cycloterpenes, Excluding Cyclohexane		15.200		15.591
	290950	Ether-phenols, Ether-alcohol-phenols And Their Halogenated, Sulphonated, N	278.190	39.770	4.242.230	667.899
	291899	Acids; Carboxylic Acids, With Additional Oxygen Function (not Alcohol, Phenol, Aldehyde Or Ke		17		463
	300212	Blood, Human Or Animal, Antisera, Other Blood Fractions And Immunologica	1	23	20	18
	300290	Toxins, Cultures Of Micro-organisms (excluding Yeasts) And Similar Products	3	10	93	34
	300310	Medicaments; Containing Penicillins, Streptomycins Or Their Derivatives, For	126		2.040	
	300339	Medicaments; Containing Hormones (excluding Insulin), (but Not Containing	249		4.480	
	300410	Medicaments; Containing Penicillins, Streptomycins Or Their Derivatives, For	204		3.688	
	300420	Medicaments; Containing Antibiotics (other Than Penicillins, Streptomycins C	240	80	4.455	1.536
	300450	Medicaments; Containing Vitamins Or Their Derivatives, For Therapeutic Or F	82		1.395	
	300490	Medicaments; Consisting Of Mixed Or Unmixed Products N.e.c. In Heading N	3.169	2.130	59.728	50.105
	310100	Fertilizers, Animal Or Vegetable; Whether Or Not Mixed Together Or Chemica	21.000	518	5.471	2.003
	310390	Fertilizers, Mineral Or Chemical; Phosphatic, N.e.c. In Heading No. 3103	688.900	852.950	213.993	275.954
	320416	Dyes; Reactive Dyes And Preparations Based Thereon		1		1
	320417	Dyes; Pigments And Preparations Based Thereon		0		2
	320710	Pigments; Prepared Pigments, Opacifiers, Colours And Similar Preparations		1		2
	320810	Paints And Varnishes; Based On Polyesters, Dispersed Or Dissolved In A Non-	50	25	147	125
	320990	Paints And Varnishes; (based On Polymers Other Than Acrylic Or Vinyl), Dispe	86	78	247	740
	321490	Mastics; N.e.c. In Heading No. 3214		150		1.391
	321590	Ink; Writing, Drawing And Other Inks, N.e.c. In Heading No. 3215, Whether Or Not Concentrate		1		1.114
	330112	Oils, Essential; Of Orange (terpeneless Or Not), Including Concretes And Absc	3		60	
	330119	Oils, Essential; Of Citrus Fruits N.e.c. In Heading No. 3301 (terpeneless Or Not	5	313.784	516	8.334.745
	330129	Oils, Essential; N.e.c. In Heading No. 3301 (terpeneless Or Not), Including Cor	757.627	738.266	14.013.450	14.133.263
	330190	Oils, Essential; Concentrates In Fats, Fixed Oils, Waxes And The Like, Terpenic	15.307	84	13.842	50.732
	330210	Odoriferous Substances And Mixtures; Of A Kind Used In The Food Or Drink I	42		747	
	330290	Odoriferous Substances And Mixtures; Used As Raw Materials In Industries O	1		10	
	330300	Perfumes And Toilet Waters	86		1.505	
	330420	Cosmetic And Toilet Preparations; Eye Make-up	18	1	994	79
	330499	Cosmetic And Toilet Preparations; N.e.c. In Heading No. 3304, For The Care C	3.658	2.866	54.154	24.140
	330610	Oral Or Dental Hygiene Preparations; Dentifrices		194		1.243
	330741	Perfumes And Deodorizers; Perfuming Or Deodorizing Preparations For Room	4	52	30	400
	330749	Perfumes And Deodorizers; Perfuming Or Deodorizing Preparations For Room	4	112	498	2.122
	330790	Perfumes And Deodorizers; Perfuming Or Deodorizing Preparations N.e.c. In	6	440	606	1.036
	340111	Soap And Organic Surface-active Products; In The Form Of Bars, Cakes, Moul	3	1	3	3
	340120	Soap; In Forms N.e.c. In Item No. 3401.11		3.800		52.226
	340490	Waxes; Artificial And Prepared, Other Than Of Polyethylene Glycol		1		36

https://www.bps.go.id

Tabel 2. Ekspor Provinsi Asal Barang Dirinci Menurut Kode HS6 Digit, 2020—2021

Provinsi Asal	Kode HS 6	Deskripsi HS 6 Digit	Berat Bersih (Kg)		Nilai FOB (US$)	
			2020	2021	2020	2021
(1)	(2)	(3)	(4)	(5)	(6)	(7)
DI Yogyakarta						
	340520	Polishes, Creams And Similar Preparations; For The Maintenance Of Wooden	149	51	585	184
	340600	Candles, Tapers And The Like	8.925	22.929	36.869	111.683
	350610	Glues Or Adhesives; Prepared, Products Suitable For Use As Glues Or Adhesiv	3	1	40	57
	370130	Photographic Plates And Film; In The Flat, Sensitised, Unexposed, With Any S	1		1	
	370210	Photographic Film; For X-rays, In Rolls, Sensitised And Unexposed (other Than Of Paper, Paper		1		1
	381090	Fluxes And Other Auxiliary Preparations; For Soldering, Brazing Or Welding, C	481		12.020	
	382311	Industrial Monocarboxylic Fatty Acids, Acid Oils From Refining; Stearic Acid		1		1
	382590	Residual Products Of The Chemical Or Allied Industries, Not Elsewhere Specified Or Included; N		268		1.161
	390210	Propylene, Other Olefin Polymers; Polypropylene In Primary Forms	102		138	
	390410	Vinyl Chloride, Other Halogenated Olefin Polymers; Poly(vinyl Chloride), Not	1		2	
	390690	Acrylic Polymers; (other Than Polymethyl Methacrylate), In Primary Forms		86.400		61.844
	390730	Epoxide Resins; In Primary Forms	9		1	
	390799	Polyesters; N.e.c. In Heading No. 3907, Saturated, In Primary Forms	4	3	36	27
	390920	Amino-resins; Melamine Resins, In Primary Forms		5.469		3.886
	390939	Amino-resins; N.e.c. In Heading No. 3909, In Primary Forms, Other Than Poly	870		22	
	391000	Silicones; In Primary Forms		2		21
	391590	Plastics N.e.c. In Heading No. 3915; Waste, Parings And Scrap	10.149	1.855	4.566	3.542
	391610	Ethylene Polymers; Monofilament, Of Which Any Cross-sectional Dimension Exceeds 1mm, Ro		5		716
	391690	Plastics; Monofilament, Of Plastics N.e.c. In Heading No. 3916, Cross-sectiona	19		840	
	391710	Plastics; Artificial Guts (sausage Casings) Of Hardened Protein Or Of Cellulosic	1	0	2	1
	391729	Plastics; Tubes, Pipes And Hoses Thereof, Rigid, Of Plastics N.e.c. In Heading I	25	1	5.222	7
	391740	Plastics; Tube, Pipe And Hose Fittings (e.g. Joints, Elbows, Flanges)		0		3
	391810	Floor, Wall Or Ceiling Coverings; Of Polymers Of Vinyl Chloride, Whether Or N	1.745	34	11.146	498
	391910	Plastics; Plates, Sheets, Film, Foil, Tape, Strip, Other Flat Shapes Thereof, Self	9	12	623	345
	391990	Plastics; Plates, Sheets, Film, Foil, Tape, Strip, Other Flat Shapes Thereof, Self	5		77	
	392010	Plastics; Plates, Sheets, Film, Foil And Strip (not Self-adhesive), Of Polymers C	27	3	102	4
	392020	Plastics; Of Polymers Of Propylene, Plates, Sheets, Film, Foil And Strip (not Self-adhesive), Non		27		21
	392049	Plastics; Polymers Of Vinyl Chloride, Containing By Weight, Less Than 6% Of Plasticisers; Plates		3.720		26.208
	392099	Plastics; Plates, Sheets, Film, Foil And Strip (not Self-adhesive), Of Plastics N.e	4.772		10.017	
	392113	Plastics; Plates, Sheets, Film, Foil And Strip, Of Polyurethanes, Cellular		7		88
	392119	Plastics; Plates, Sheets, Film, Foil And Strip, Of Plastics N.e.c. In Heading No. 3921, Cellular		1		0
	392190	Plastics; Plates, Sheets, Film, Foil And Strip, Other Than Cellular	1.666	3.266	12.555	25.480
	392210	Plastics; Baths, Shower-baths, Sinks And Wash-basins	20.454	23.086	145.762	214.328
	392290	Plastics; Bidets, Lavatory Pans, Flushing Cisterns And Similar Sanitary Ware N.e.c. In Heading N		24		237
	392310	Plastics; Boxes, Cases, Crates And Similar Articles For The Conveyance Or Pac	991	58.384	18.392	308.660
	392321	Ethylene Polymers; Sacks And Bags (including Cones), For The Conveyance Or	1.361	346	3.858	2.898
	392329	Plastics; Sacks And Bags (including Cones), For The Conveyance Or Packing Of	111	284	1.062	1.701
	392330	Plastics; Carboys, Bottles, Flasks And Similar Articles, For The Conveyance Or	61	1	175	15
	392350	Plastics; Stoppers, Lids, Caps And Other Closures, For The Conveyance Or Packing Of Goods		30		831
	392390	Plastics; Articles For The Conveyance Or Packing Of Goods N.e.c. In Heading N	41	1	678	2
	392410	Plastics; Tableware And Kitchenware	387	513	504	5.012
	392490	Plastics; Household Articles And Hygienic Or Toilet Articles	47.193	9.796	148.449	53.536
	392520	Plastics; Builders' Ware, Doors, Windows And Their Frames And Thresholds For Doors		9		265
	392590	Plastics; Builders' Ware, N.e.c. Or Included In Heading No. 3925	11.709	5.446	7.799	3.988
	392610	Plastics; Office Or School Supplies		525		5.989
	392620	Plastics; Articles Of Apparel And Clothing Accessories (including Gloves, Mitte	367.703	365.030	9.073.289	11.001.963
	392630	Plastics; Fittings For Furniture, Coachwork Or The Like	286	405	403	38.636
	392640	Plastics; Statuettes And Other Ornamental Articles	8.516	12.926	29.638	50.719
	392690	Plastics; Other Articles N.e.c. In Chapter 39	1.930	1.268	32.841	11.273
	400690	Rubber; Unvulcanised, Other Than Camel Back Strips For Retreading Rubber Tyres		1		1
	400811	Rubber; Vulcanised (other Than Hard Rubber), In Plates, Sheets And Strip Of	4		32	
	400819	Rubber; Vulcanised (other Than Hard Rubber), Cellular Rubber, (other Than I	62		1.255	
	400942	Rubber; Vulcanised (other Than Hard Rubber), Tubing, Piping And Hoses, Reinforced Or Other		0		41
	401039	Rubber; Vulcanised, Conveyor Or Transmission Belts Or Belting, N.e.c. In Hea	7		60	
	401212	Retreaded Tyres; Of A Kind Used On Motor Buses Or Lorries	9.160	3.500	4.156	7.460
	401290	Rubber; Tyres N.e.c. In Heading No. 4012	1		58	

https://www.bps.go.id

Tabel 2. Ekspor Provinsi Asal Barang Dirinci Menurut Kode HS6 Digit, 2020—2021

Provinsi Asal	Kode HS 6	Deskripsi HS 6 Digit	Berat Bersih (Kg)		Nilai FOB (US$)	
			2020	2021	2020	2021
(1)	(2)	(3)	(4)	(5)	(6)	(7)
DI Yogyakarta						
	401519	Rubber; Vulcanised (other Than Hard Rubber), Gloves, Mittens And Mitts Oth	21.590	254.768	105.555	3.773.297
	401590	Rubber; Vulcanised (other Than Hard Rubber), Articles Of Apparel And Clothi	1.184	768	66.540	46.543
	401610	Rubber; Vulcanised (other Than Hard Rubber), Moulded Rubber Mats And Mats Of Non-rectan		2		274
	401699	Rubber; Vulcanised (other Than Hard Rubber), Articles N.e.c. In Heading No.	342	255	10.111	4.348
	401700	Rubber; Ebonite And Other Hard Rubbers In All Forms, Including Waste And S	32	60	670	57
	410190	Hides And Skins; Other Than Whole, But Including Butts, Bends And Bellies, C	2		2	
	410210	Skins; Raw, Of Sheep Or Lambs, Fresh, Or Salted, Dried, Limed, Pickled Or Otherwise Preservec		1		1
	410229	Hides And Skins; Raw, Of Animals N.e.c. In This Chapter, Fresh, Salted, Dried, Limed, Pickled Or		1		1
	410390	Hides And Skins; Raw, Of Animals N.e.c. In This Chapter, Fresh, Salted, Dried,	1	8	1	4
	410411	Tanned Or Crust Hides And Skins; Without Hair On, Bovine Or Equine, In The	0		2	
	410622	Tanned Or Crust Hides And Skins; Of Goats Or Kids, Without Hair On, Whether Or Not Split, Bu		79		2.650
	410712	Leather; Further Prepared After Tanning Or Crusting, Including Parchment-dr	8.159	3.900	207.797	116.686
	410719	Leather; Further Prepared After Tanning Or Crusting, Including Parchment-dr	47	5	1.672	19
	410799	Leather; Further Prepared After Tanning Or Crusting, Incl. Parchment-dressec	907	346	7.216	7.982
	411200	Leather; Further Prepared After Tanning Or Crusting, Including Parchment Dr	47.758	67.465	3.361.787	4.705.203
	411310	Leather; Further Prepared After Tanning Or Crusting, Including Parchment-dr	32.750	55.302	1.312.486	2.136.432
	411390	Leather; Further Prepared After Tanning Or Crusting, Including Parchment-dr	198	84	2.287	1.712
	411510	Leather; Composition Leather With A Basis Of Leather Or Leather Fibre, In Sla	116	55	31.899	23
	411520	Leather; Parings And Other Waste, Of Leather Or Composition Leather; Not Suitable For The M		10		38
	420100	Saddlery And Harness; For Any Animal (including Traces, Leads, Knee Pads, M	67	36	2.592	2.731
	420211	Cases And Containers; Trunks, Suit-cases, Vanity-cases, Executive-cases, Brief	1.994	1.895	58.517	32.659
	420212	Cases And Containers; Trunks, Suit-cases, Vanity-cases, Executive-cases, Brief	307	420	10.141	45.853
	420219	Cases And Containers; Trunks, Suit-cases, Vanity-cases, Executive-cases, Brief	559	151	73.953	6.226
	420221	Cases And Containers; Handbags (whether Or Not With Shoulder Strap And I	15.843	13.938	615.083	545.999
	420222	Cases And Containers; Handbags (whether Or Not With Shoulder Strap And I	14.766	25.884	384.921	682.515
	420229	Cases And Containers; Handbags (whether Or Not With Shoulder Strap And I	1.681	1.988	73.639	77.942
	420231	Cases And Containers; Of A Kind Normally Carried In The Pocket Or In The Ha	1.129	2.162	91.475	173.266
	420232	Cases And Containers; Of A Kind Normally Carried In The Pocket Or In The Ha	30	1	88	73
	420239	Cases And Containers; Of A Kind Normally Carried In The Pocket Or In The Handbag, Of Vulcan		1.444		20.182
	420291	Cases And Containers; N.e.c. In Heading 4202, With Outer Surface Of Leather	1.385	422	108.654	66.172
	420292	Cases And Containers; N.e.c. In Heading 4202, With Outer Surface Of Sheetin	174.603	484.506	3.273.584	10.090.419
	420299	Cases And Containers; N.e.c. In Heading 4202, Of Vulcanised Fibre Or Of Pape	629	1.339	10.803	105.613
	420310	Apparel; Articles Of Apparel, Of Leather Or Of Composition Leather	106	1.160	10.987	38.501
	420321	Clothing Accessories; Gloves, Mittens And Mitts, Specially Designed For Use I	331.523	535.245	23.527.711	35.814.708
	420329	Clothing Accessories; Gloves, Mittens And Mitts, N.e.c. In Heading No. 4203,	56.031	70.786	817.359	1.147.311
	420330	Clothing Accessories; Belts And Bandoliers, Of Leather Or Of Composition Lea	35	4	4.648	569
	420340	Clothing Accessories; Of Leather Or Of Composition Leather, N.e.c. In Heading No. 4203		2		104
	420500	Leather Articles; N.e.c. In Chapter 42, Of Leather Or Composition Leather	22.407	2.107	240.748	34.165
	430219	Furskins; Tanned Or Dressed, Whole, With Or Without Head, Tail Or Paws, N	407		562	
	440131	Wood; For Fuel, Sawdust And Wood Waste And Scrap, Agglomerated In Logs, Briquettes, Pelle		3		175
	440139	Wood; For Fuel, Sawdust And Wood Waste And Scrap, Agglomerated In Logs,	22.000	26.000	6.930	17.940
	440210	Wood; Charcoal Of Bamboo (including Shell Or Nut Charcoal), Whether Or N	7.096	230	21.675	1.724
	440290	Wood; Charcoal Of Wood Other Than Bamboo (including Shell Or Nut Charco	8.577.834	10.685.780	6.299.547	9.959.115
	440420	Wood; Non-coniferous, Split Poles, Piles, Pickets, Stakes, Pointed But Not Sav	100.040		35.014	
	440500	Wood; Wood Wool And Wood Flour	26.000		13.000	
	440719	Wood; Coniferous Species, Other Than Of Pine (pinus Spp.) Or Fir (abies Spp.) Or Spruce (picea		1.570		14.922
	440721	Wood, Tropical; As Specified In Subheading Note 2 To This Chapter, Mahogar	1.021.801	1.022.866	1.119.991	1.014.545
	440729	Wood, Tropical, N.e.c. In Item No. 4407.2, Sawn Or Chipped Lengthwise, Sliced Or Peeled, Wh		69.615		63.871
	440810	Wood; Coniferous, Sheets For Veneering (including Those Obtained By Slicing Laminated Wood		535		6.374
	440890	Wood; N.e.c. In Heading No. 4408, Sheets For Veneer Or Plywood, Other Wo	2		4	
	440922	Wood; Tropical (including Unassembled Strips And Friezes For Parquet Floori	6.339	158.887	37.054	260.110
	441011	Particle Board Of Wood, Whether Or Not Agglomerated With Resins Or Other	18		101	
	441210	Plywood, Veneered Panels And Similar Laminated Wood; Of Bamboo	4.204	165.853	4.615	135.499
	441231	Plywood; Consisting Only Of Sheets Of Wood (not Bamboo), Each Ply 6mm O	160.033	362.014	117.324	315.592
	441299	Plywood, Veneered Panels And Similar Laminated Wood (other Than Blockbo	63.654	59	62.950	77
	441510	Wood; Cases, Boxes, Crates, Drums, Similar Packings And Cable-drums	209.144	238.327	393.211	609.327

https://www.bps.go.id

Tabel 2. Ekspor Provinsi Asal Barang Dirinci Menurut Kode HS6 Digit, 2020—2021

Provinsi Asal	Kode HS 6	Deskripsi HS 6 Digit	Berat Bersih (Kg)		Nilai FOB (US$)	
			2020	2021	2020	2021
(1)	(2)	(3)	(4)	(5)	(6)	(7)
DI Yogyakarta						
	441600	Wood; Casks, Barrels, Vats, Tubs And Other Coopers' Products And Parts The	2.480	6.570	6.877	11.262
	441700	Wood; Tools, Tool Bodies, Tool Handles, Broom Or Brush Bodies And Handles, Boot And Shoe I		80		23
	441879	Wood; Assembled Flooring Panels, N.e.c In Headings 4418.73, 4418.74 Or 4418.75		500		2.261
	441899	Wood; Builders' Joinery And Carpentry Of Wood N.e.c. In Heading No. 4418,	539.154	616.737	712.929	751.528
	441911	Tableware And Kitchenware, Of Wood; Of Bamboo, Bread Boards, Chopping	134	2	3.297	7
	441919	Tableware And Kitchenware, Of Wood; Of Bamboo, N.e.c. In Heading 4419	8.330	17.872	49.677	72.663
	441990	Tableware And Kitchenware, Of Wood; Not Of Bamboo	554.643	778.362	1.525.116	2.753.464
	442090	Wood; Marquetry And Inlaid Wood, Caskets And Cases For Jewellery Or Cutle	80.761	118.743	283.629	476.788
	442110	Wood; Clothes Hangers	19.400	3.171	156.161	25.287
	442191	Wood; Of Bamboo, Articles N.e.c. In Heading No. 4414 To 4420 (excluding Cl	807	20.849	11.372	79.263
	442199	Wood; Not Of Bamboo, Articles N.e.c. In Heading No. 4414 To 4420 (excludin	2.491.021	2.979.850	1.189.988	1.781.920
	460121	Plaiting Materials, Plaits And Similar Products Of Plaiting Materials; Mats, Ma	46.432	19.480	101.314	79.310
	460122	Plaiting Materials, Plaits And Similar Products Of Plaiting Materials; Mats, Ma	18.390	76.831	282.344	1.067.549
	460129	Plaiting Materials, Plaits And Similar Products Of Plaiting Materials; Mats, Ma	191.618	98.003	1.223.939	647.429
	460192	Plaiting Materials, Plaits And Similar Products Of Plaiting Materials; (not Mats	818.238	1.221.432	818.117	1.394.655
	460193	Plaiting Materials, Plaits And Similar Products Of Plaiting Materials; (not Mats, Matting Or Scre		354		4.940
	460194	Plaiting Materials, Plaits And Similar Products Of Plaiting Materials; (not Mats	29.530	32.887	35.892	175.502
	460199	Plaiting Materials, Plaits And Similar Products Of Plaiting Materials; Products	462.016	125.525	2.376.984	702.137
	460211	Basketwork, Wickerwork And Other Articles; Of Bamboo, Made Directly To Sh	174.563	468.839	917.551	3.011.228
	460212	Basketwork, Wickerwork And Other Articles; Of Rattan, Made Directly To Sha	656.354	791.441	4.706.314	7.624.012
	460219	Basketwork, Wickerwork And Other Articles; Of Vegetable Materials (not Ban	2.273.494	4.595.886	13.797.197	28.763.781
	460290	Basketwork, Wickerwork And Other Articles; Of Non-vegetable Materials, Ma	102.425	273.713	521.272	1.560.657
	470610	Pulp; Cotton Linters Pulp		4		11
	480300	Tissue, Towel, Napkin Stock Or Similar; For Household Or Sanitary Use, Cellul	1	1.269.492	12	7.848.688
	480421	Kraft Paper And Paperboard; Sack Kraft Paper, Uncoated, Unbleached, In Rol	185		30	
	480700	Paper And Paperboard; Composite (made By Sticking Layers Together With A	7	0	4	0
	481190	Paper, Paperboard, Cellulose Wadding And Webs Of Soft Cellulose Fibres; Co	1.738.152	393.206	10.710.724	3.326.363
	481310	Paper, Cigarette; In The Form Of Booklets Or Tubes	600		2.660	
	481710	Paper And Paperboard; Envelopes		2		18
	481890	Paper Articles; Articles Of Paper, Cellulose Wadding Or Fibres, N.e.c. In Headi	41.031	1.006	115.028	2.320
	481910	Paper And Paperboard; Cartons, Boxes And Cases, Of Corrugated Paper Or Pa	7.786	7.645	22.214	7.052
	481920	Paper And Paperboard; Folding Cartons, Boxes And Cases, Of Non-corrugated	2.298	1.069	7.918	4.147
	481930	Paper And Paperboard; Sacks And Bags Of Paper, Paperboard, Cellulose Wad	99	108	2.420	3.045
	481940	Paper And Paperboard; Sacks And Bags, Including Cones, Of Paper, Paperboa	563.379	1.261.476	864.568	1.956.428
	481950	Paper And Paperboard; Packing Containers, Including Record Sleeves, Of Pap	1.181	352.843	7.954	1.421.596
	481960	Paper And Paperboard; Box Files, Letter Trays, Storage Boxes And Similar Art	22	7	76	25
	482010	Paper And Paperboard; Registers, Account Books, Note Books, Order Books, I	57.849	148.678	115.402	245.042
	482020	Paper And Paperboard; Exercise Books		1		0
	482030	Paper And Paperboard; Binders, Folders And File Covers		3		125
	482050	Paper And Paperboard; Albums For Samples Or For Collections	177		2.776	
	482090	Paper Or Paperboard; Stationery N.e.c. In Heading No. 4820	11	2	240	15
	482110	Paper And Paperboard; Labels Or All Kinds, Printed		0		2
	482369	Paper And Paperboard; Trays, Dishes, Plates, Cups And The Like, Of Paper Or	134.247	10.961	474.085	31.718
	482390	Paper Pulp, Paper, Paperboard, Cellulose Wadding Or Webs Of Cellulose Fibres; Articles N.e.c.		42		242
	490110	Printed Matter; In Single Sheets, Whether Or Not Folded	72	24	397	504
	490199	Printed Matter; Books, Brochures, Leaflets And Similar Printed Matter N.e.c.	1.161	335	6.396	2.046
	490210	Newspapers, Journals And Periodicals; Whether Or Not Illustrated Or Contain	36		40	
	490290	Newspapers, Journals And Periodicals; Whether Or Not Illustrated Or Containing Advertising M		1.720		1.786
	490300	Printed Matter; Children's Picture, Drawing Or Colouring Books		1		46
	490700	Unused Postage, Revenue Or Similar Stamps Of Current Or New Issue In The	128	73	342	446
	490810	Printed Matter; Transfers (decalcomanias), Vitrifiable	6	3	17	39
	490890	Printed Matter; Transfers (decalcomanias), Other Than Vitrifiable	40	41	3.601	3.300
	490900	Printed Or Illustrated Postcards; Printed Cards Bearing Personal Greetings, M	25	26	62	161
	491000	Calendars; Printed, Of Any Kind, Including Calendar Blocks		4		4
	491110	Printed Matter; Trade Advertising Material, Commercial Catalogues And The	173	1.080	1.215	2.771
	491191	Printed Matter; Pictures, Designs And Photographs, N.e.c. In Item No. 4911.1	604	14.064	652	100.488

https://www.bps.go.id

Tabel 2. Ekspor Provinsi Asal Barang Dirinci Menurut Kode HS6 Digit, 2020—2021

Provinsi Asal	Kode HS 6	Deskripsi HS 6 Digit	Berat Bersih (Kg)		Nilai FOB (US$)	
			2020	2021	2020	2021
(1)	(2)	(3)	(4)	(5)	(6)	(7)
DI Yogyakarta						
	491199	Printed Matter; N.e.c. In Heading No. 4911	5	3	36	207
	500710	Silk; Woven Fabrics Of Noil Silk	14	10	1.275	16
	500720	Silk; Woven Fabrics, Containing 85% Or More By Weight Of Silk Or Of Silk Wa	100		252	
	500790	Silk; Woven Fabrics N.e.c. In Heading No. 5007		404		598
	510211	Hair; Fine Animal Hair, Not Carded Or Combed, Of Kashmir (cashmere) Goats	2		3	
	520100	Cotton; Not Carded Or Combed	65	3	1.200	16
	520819	Fabrics, Woven; Containing 85% Or More By Weight Of Cotton, Unbleached,	3.539	1.051	29.115	8.105
	520822	Fabrics, Woven; Containing 85% Or More By Weight Of Cotton, Bleached, Pla	6.859		43.500	
	520829	Fabrics, Woven; Containing 85% Or More By Weight Of Cotton, Bleached, Of	4	8	6	8
	520839	Fabrics, Woven; Containing 85% Or More By Weight Of Cotton, Dyed, Of Wea	461	710	792	12.175
	520851	Fabrics, Woven; Containing 85% Or More By Weight Of Cotton, Printed, Plain	48	7	2.318	62
	520852	Fabrics, Woven; Containing 85% Or More By Weight Of Cotton, Printed, Plain Weave, Weighing		399		2.849
	520932	Fabrics, Woven; Containing 85% Or More By Weight Of Cotton, Dyed, 3-threa	15		274	
	520942	Fabrics, Woven; Containing 85% Or More By Weight Of Cotton, Of Yarns Of D	2	3	147	158
	520952	Fabrics, Woven; Containing 85% Or More By Weight Of Cotton, Printed, 3-thread Or 4-thread T		1.938		2.096
	520959	Fabrics, Woven; Containing 85% Or More By Weight Of Cotton, Printed, Of W	4.869		15.418	
	521011	Fabrics, Woven; Containing Less Than 85% By Weight Of Cotton, Mixed Main	53		364	
	521051	Fabrics, Woven; Containing Less Than 85% By Weight Of Cotton, Mixed Mainly Or Solely With I		585		1.479
	521151	Fabrics, Woven; Containing Less Than 85% By Weight Of Cotton, Mixed Mainly Or Solely With I		5		6
	521211	Fabrics, Woven; Of Cotton, Unbleached, Weighing Not More Than 200g/m2,	1		30	
	521215	Fabrics, Woven; Of Cotton, Printed, Weighing Not More Than 200g/m2, N.e.c	31	1	3.940	21
	530390	Jute And Other Textile Bast Fibres; Processed But Not Spun, Tow And Waste	2	1	224	2
	530500	Coconut, Abaca (manila Hemp Or Musa Textilis Nee), Ramie And Other Veget	1.200	2	410	41
	530929	Fabrics, Woven; Of Flax, Containing Less Than 85% Flax, Other Than Unbleached Or Bleached		1		31
	531100	Fabrics, Woven; Of Vegetable Textile Fibres N.e.c. In Heading No. 5309 And 5310, Woven Fabr		551		4.800
	540110	Sewing Thread; Of Synthetic Filaments, Whether Or Not Put Up For Retail Sale		1		2
	540120	Sewing Thread; Of Artificial Filaments, Whether Or Not Put Up For Retail Sale	45	85	145	137
	540233	Yarn, Synthetic; Filament, Monofilament (less Than 67 Decitex), Textured, Of	1		1	
	540247	Yarn, Synthetic; Filament, Monofilament (less Than 67 Decitex), Polyesters (n	2.322		34.832	
	540710	Fabrics, Woven; From High Tenacity Yarn, Of Nylon, Other Polyamides Or Of	52	443	544	7.017
	540741	Fabrics, Woven; Containing 85% Or More By Weight Of Filaments Of Nylon O	671	509	5.196	588
	540742	Fabrics, Woven; Containing 85% Or More By Weight Of Filaments Of Nylon Or Other Polyamide		198		205
	540752	Fabrics, Woven; Containing 85% Or More By Weight Of Textured Polyester Fi	2		16	
	540769	Fabrics, Woven; Containing Less Than 85% By Weight Of Non-textured Polyes	136	19.886	1.605	30.629
	540772	Fabrics, Woven; Containing 85% Or More By Weight Of Synthetic Filaments (	421		4.542	
	540774	Fabrics, Woven; Containing 85% Or More By Weight Of Synthetic Filaments (	740		4.206	
	540783	Fabrics, Woven; Of Synthetic Filament Yarn, Containing Less Than 85% By Weight Of Synthetic		15		35
	540794	Fabrics, Woven; Of Synthetic Filament Yarn, Printed, N.e.c. In Heading No. 54	198	53	3.381	627
	540822	Fabrics, Woven; Of Artificial Filament Yarn, Containing 85% Or More By Weig	8		9	
	540823	Fabrics, Woven; Containing 85% Or More By Weight Of Artificial Filament, Strip Or The Like, Of		105		162
	550120	Fibres; Synthetic Filament Tow, Of Polyesters	816	117	7.171	712
	550921	Yarn; (not Sewing Thread), Single, Of Synthetic Staple Fibres, Containing 85%	406.244	1.091.128	558.322	1.850.603
	550932	Yarn; (not Sewing Thread), Multiple (folded) Or Cabled, Of Synthetic Staple Fi	866	1.675	1.296	6.016
	550942	Yarn; (not Sewing Thread), Multiple (folded) Or Cabled Yarn, Containing 85% Or More By Weig		1		36
	551299	Fabrics, Woven; Of Synthetic Staple Fibres, Containing 85% Or More By Weight Of Such Fibres		2.000		3.186
	551311	Fabrics, Woven; Plain Weave, Of Polyester Staple Fibres, Containing Less Than 85% By Weight		2		32
	551313	Fabrics, Woven; Of Polyester Staple Fibres, Containing Less Than 85% By Wei	2		35	
	551319	Fabrics, Woven; Containing Less Than 85% By Weight Of Synthetic Staple Fibr	4		22	
	551519	Fabrics, Woven; Of Polyester Staple Fibres N.e.c. In Chapter 55, Mixed Mainly	304		272	
	551599	Fabrics, Woven; Of Synthetic Staple Fibres N.e.c. In Chapter 55, Mixed Mainly	1	1	1	10
	551622	Fabrics, Woven; Dyed, Containing Less Than 85% By Weight Of Artificial Stapl	559	953	6.764	1.028
	560229	Felt; Of Textile Materials Other Than Wool Or Fine Animal Hair (excluding Needleloom Felt And		500		239
	560311	Nonwovens; Whether Or Not Impregnated, Coated, Covered Or Laminated, C	1		2	
	560312	Nonwovens; Whether Or Not Impregnated, Coated, Covered Or Laminated, C	8	1	1.187	0
	560314	Nonwovens; Whether Or Not Impregnated, Coated, Covered Or Laminated, C	672	694	29.692	22.192
	560392	Nonwovens; Whether Or Not Impregnated, Coated, Covered Or Laminated, N	3		4	

https://www.bps.go.id

Tabel 2. Ekspor Provinsi Asal Barang Dirinci Menurut Kode HS6 Digit, 2020—2021

Provinsi Asal	Kode HS 6	Deskripsi HS 6 Digit	Berat Bersih (Kg)		Nilai FOB (US$)	
			2020	2021	2020	2021
(1)	(2)	(3)	(4)	(5)	(6)	(7)
DI Yogyakarta						
	560394	Nonwovens; Whether Or Not Impregnated, Coated, Covered Or Laminated, N	249	1.533	11.001	12.670
	560410	Rubber Thread And Cord; Textile Covered		12		11
	560490	Yarn; Textile Yarn, Strip, And The Like Of Heading No. 5404 Or 5405, Impregn	0		1	
	560729	Twine, Cordage, Ropes, Cables; Of Sisal Or Other Textile Fibres Of The Genus	120	3	726	26
	560750	Twine, Cordage, Ropes, Cables; Of Synthetic Fibres Other Than Polyethylene	2		1.268	
	560790	Twine, Cordage, Ropes, Cables; Of Materials N.e.c. In Heading No. 5607, Whether Or Not Plaite		156		573
	560819	Twine, Cordage Or Rope; Knotted Netting, For Other Than Fishing, Of Man-made Textile Mater		1.780		8.570
	560900	Yarn; Articles Of Yarn, Strip Or The Like Of Heading No. 5404 And 5405, Twine	123.373	44.448	1.104.496	313.902
	570110	Carpets And Other Textile Floor Coverings; Knotted, Of Wool Or Fine Animal	6	19	36	218
	570190	Carpets And Other Textile Floor Coverings; Knotted, Of Textile Materials (other Than Wool Or		41		929
	570239	Carpets And Other Textile Floor Coverings; Woven, (not Tufted Or Flocked), Of Textile Material		14		287
	570249	Carpets And Other Textile Floor Coverings; Woven, (not Tufted Or Flocked), C	1		15	
	570299	Carpets And Other Textile Floor Coverings; Woven, (not Tufted Or Flocked), C	4.194	9.147	27.261	56.655
	570310	Carpets And Other Textile Floor Coverings; Tufted, Of Wool Or Fine Animal H	198	25	159	416
	570390	Carpets And Other Textile Floor Coverings; Tufted, Of Textile Materials (other Than Man-made		1.556		5.200
	570500	Carpets And Other Textile Floor Coverings; N.e.c. In Chapter 57, Whether Or	30	236	1.364	5.007
	580421	Lace; Mechanically Made, Of Man-made Fibres In The Piece, In Strips Or In M	7	1	24	8
	580429	Lace; Mechanically Made, Of Textile Materials, (other Than Man-made Fibres	2	1	36	2
	580430	Lace; Hand-made, In The Piece, In Strips Or Motifs, (other Than Fabrics Of He	711	7	2.205	134
	580500	Tapestries; Hand-woven, (gobelins, Flanders, Aubusson, Beauvais And The Lil	932	20	1.312	103
	580610	Fabrics; Woven Pile (including Terry Towelling And Similar Terry Fabrics) And	4		19	
	580620	Fabrics; Narrow (excluding Pile Fabrics), Containing By Weight 5% Or More O	3	6	13	89
	580631	Fabrics; Narrow Woven Fabrics, N.e.c. In Heading No. 5806, Of Cotton (excluding Goods Of He		1		15
	580632	Fabrics, Narrow Woven Fabrics, N.e.c. In Heading No. 5806, Of Man-made Fil	1	3	1	4
	580710	Labels, Badges And Similar Articles; Woven, Of Textile Materials, In The Piece	7	3	81	23
	580790	Labels, Badges And Similar Articles; (other Than Woven), Of Textile Materials	63	38	421	138
	580810	Braids; In The Piece	4	1	66	26
	580890	Ornamental Trimmings; Tassels, Pompons And Similar Articles; Ornamental T	1	1	4	31
	581099	Embroidery; With Visible Ground, Of Textile Materials (other Than Cotton An	1	13	2	265
	590110	Textile Fabrics; Coated With Gum Or Amylaceous Substances, Of A Kind Used	46		139	
	590190	Textile Fabrics; Coated With Gum Or Amylaceous Substances, Tracing Cloth,	230	195	3.150	7.237
	590290	Textile Fabrics; Tyrecord Of High Tenacity Yarn Of Viscose Rayon		2.163		858
	590320	Textile Fabrics; Impregnated, Coated, Covered Or Laminated With Polyuretha	4.364	955	69.060	7.537
	590390	Textile Fabrics; Impregnated, Coated, Covered Or Laminated With Plastics, (e	46	111	73	72
	590500	Textile Wall Coverings Of Fabrics Impregnated, Coated, Covered Or Laminate	208	5	10.399	20
	590610	Textile Fabrics, Rubberised; (excluding Those Of Heading No. 5902), Adhesive Tape Of A Width		13		9
	590800	Textile Wicks, Woven, Plaited Or Knitted; For Lamps, Stoves, Lighters, Candle	52.418	137.998	189.735	525.910
	591110	Textile Fabric, Felt & Felt-lined Woven Fabrics, Coated/covered/laminated With Rubber, Leath		3		33
	591190	Textile Products And Articles For Technical Uses; N.e.c. In Heading No. 5911		15		100
	600240	Fabrics; Knitted Or Crocheted, Other Than Those Of Heading 60.01, Of A Wid	3	2	4	4
	600290	Fabrics; Knitted Or Crocheted, Other Than Those Of Heading 60.01, Of A Wid	40	39	306	178
	600320	Fabrics; Knitted Or Crocheted Fabrics, Other Than Those Of Heading 60.01 And 60.02, Of A Wi		21		116
	600330	Fabrics; Knitted Or Crocheted Fabrics, Other Than Those Of Heading 60.01 And 60.02, Of A Wi		1		31
	600410	Fabrics; Knitted Or Crocheted Fabrics Of A Width Exceeding 30 Cm, Other Than Those Of Head		44		520
	600490	Fabrics; Knitted Or Crocheted, Other Than Those Of Heading 60.01, Of A Wid	537		4.306	
	600523	Fabrics; Warp Knit (including Those Made On Galloon Knitting Machines), Oth	150		1.319	
	600535	Fabrics; Warp Knit (including Those Made On Galloon Knitting Machines), Other Than Those O		1		71
	600536	Fabrics; Warp Knit (including Those Made On Galloon Knitting Machines), Other Than Those O		182		1.694
	600610	Fabrics; Knitted Or Crocheted Fabrics, Other Than Those Of Headings 60.01 To 60.04, Of Wool		1.640		8.609
	600623	Fabrics; Knitted Or Crocheted Fabrics, Other Than Those Of Headings 60.01 To 60.04, Of Cotto		55		1.544
	600632	Fabrics; Knitted Or Crocheted Fabrics, Other Than Those Of Headings 60.01 T	75	65	978	953
	600644	Fabrics; Knitted Or Crocheted Fabrics, Other Than Those Of Headings 60.01 To 60.04, Of Artific		0		3
	600690	Fabrics; Knitted Or Crocheted Fabrics, Other Than Those Of Headings 60.01 T	7		821	
	610120	Coats; Men's Or Boys' Overcoats, Car-coats, Capes, Anoraks, Wind-jackets An	75	3	521	97
	610190	Coats; Men's Or Boys' Overcoats, Car-coats, Capes, Anoraks, Wind-jackets And Similar Articles,		2.538		3.176
	610230	Coats; Women's Or Girls' Overcoats, Car-coats, Capes, Anoraks, Wind-jackets And Similar Artic		661		11.714

https://www.bps.go.id

Tabel 2. Ekspor Provinsi Asal Barang Dirinci Menurut Kode HS6 Digit, 2020—2021

Provinsi Asal	Kode HS 6	Deskripsi HS 6 Digit	Berat Bersih (Kg)		Nilai FOB (US$)	
			2020	2021	2020	2021
(1)	(2)	(3)	(4)	(5)	(6)	(7)
DI Yogyakarta						
	610290	Coats; Women's Or Girls' Overcoats, Car-coats, Capes, Anoraks, Wind-jackets And Similar Artic		4		124
	610322	Ensembles; Men's Or Boys', Of Cotton, Knitted Or Crocheted	8		254	
	610339	Jackets And Blazers; Men's Or Boys', Of Textile Materials (other Than Wool Or Fine Animal Hai		1.656		9.225
	610342	Trousers, Bib And Brace Overalls, Breeches And Shorts; Men's Or Boys', Of Cotton, Knitted Or (		6		23
	610343	Trousers, Bib And Brace Overalls, Breeches And Shorts; Men's Or Boys', Of Sy	571	46.795	20.012	449.837
	610349	Trousers, Bib And Brace Overalls, Breeches And Shorts; Men's Or Boys', Of Te	66	15	517	368
	610419	Suits; Women's Or Girls', Of Textile Materials (other Than Synthetic Fibres), K	21	24	86	272
	610442	Dresses; Women's Or Girls', Of Cotton, Knitted Or Crocheted		1		63
	610443	Dresses; Women's Or Girls', Of Synthetic Fibres, Knitted Or Crocheted	5.625	776	124.095	49.884
	610444	Dresses; Women's Or Girls', Of Artificial Fibres, Knitted Or Crocheted		4.876		156.085
	610449	Dresses; Women's Or Girls', Of Textile Materials (other Than Wool Or Fine An	2.773	226	12.519	11.785
	610453	Skirts And Divided Skirts; Women's Or Girls', Of Synthetic Fibres, Knitted Or C	6.668	2.148	165.195	56.729
	610459	Skirts And Divided Skirts; Women's Or Girls', Of Textile Materials (other Than	5	21	16	618
	610462	Trousers, Bib And Brace Overalls, Breeches And Shorts; Women's Or Girls', Of	245.589	116.262	2.123.744	1.004.776
	610463	Trousers, Bib And Brace Overalls, Breeches And Shorts; Women's Or Girls', Of	801.823	466.404	8.027.593	4.659.012
	610469	Trousers, Bib And Brace Overalls, Breeches And Shorts; Women's Or Girls', Of	233	833	1.120	35.647
	610510	Shirts; Men's Or Boys', Of Cotton, Knitted Or Crocheted	1.692	621	41.501	20.856
	610520	Shirts; Men's Or Boys', Of Man-made Fibres, Knitted Or Crocheted	45	586	536	19.617
	610590	Shirts; Men's Or Boys', Of Textile Materials (other Than Cotton Or Man-made	700	18	3.926	24
	610610	Blouses, Shirts And Shirt-blouses; Women's Or Girls', Of Cotton, Knitted Or Cr	1.046	389	3.169	1.480
	610620	Blouses, Shirts And Shirt-blouses; Women's Or Girls', Of Man-made Fibres, Kr	1.363	540	30.350	14.933
	610690	Blouses, Shirts And Shirt-blouses; Women's Or Girls', Of Textile Materials (oth	622	1.798	2.629	94.203
	610712	Underpants And Briefs; Men's Or Boys', Of Man-made Fibres, Knitted Or Croc	1.949		81.016	
	610819	Slips And Petticoats; Women's Or Girls', Of Textile Materials (other Than Mar	11		833	
	610821	Briefs And Panties; Women's Or Girls', Of Cotton, Knitted Or Crocheted		245		10.868
	610822	Briefs And Panties; Women's Or Girls', Of Man-made Fibres, Knitted Or Croch	235.717	276.218	11.343.958	15.979.542
	610829	Briefs And Panties; Women's Or Girls', Of Textile Materials (other Than Cotto	3	1.180	13	127.219
	610832	Nightdresses And Pyjamas; Women's Or Girls', Of Man-made Fibres, Knitted (	903	2	25.413	7
	610839	Nightdresses And Pyjamas; Women's Or Girls', Of Textile Materials (other Tha	94	95	2.414	2.320
	610892	Negligees, Bathrobes, Dressing Gowns And Similar Articles; Women's Or Girls	2.031		104.445	
	610899	Negligees, Bathrobes, Dressing Gowns And Similar Articles; Women's Or Girls	7	2	171	11
	610910	T-shirts, Singlets And Other Vests; Of Cotton, Knitted Or Crocheted	179	3.639	524	174.542
	610990	T-shirts, Singlets And Other Vests; Of Textile Materials (other Than Cotton), K	26.824	93.213	434.415	1.721.467
	611011	Jerseys, Pullovers, Cardigans, Waistcoats And Similar Articles; Knitted Or Crocheted, Of Wool C		52		524
	611019	Jerseys, Pullovers, Cardigans, Waistcoats And Similar Articles; Knitted Or Croc	1	10	1	113
	611020	Jerseys, Pullovers, Cardigans, Waistcoats And Similar Articles; Of Cotton, Knit	41.255	27.163	324.105	222.027
	611030	Jerseys, Pullovers, Cardigans, Waistcoats And Similar Articles; Of Man-made F	154.308	117.752	2.613.476	2.246.150
	611090	Jerseys, Pullovers, Cardigans, Waistcoats And Similar Articles; Of Textile Mate	2	36	90	380
	611120	Garments And Clothing Accessories; Babies', Of Cotton, Knitted Or Crocheted	13	12	64	50
	611130	Garments And Clothing Accessories; Babies', Of Synthetic Fibres, Knitted Or C	61	397	2.289	17.461
	611190	Garments And Clothing Accessories; Babies', Of Textile Materials (other Than	3		49	
	611212	Track Suits; Of Synthetic Fibres, Knitted Or Crocheted	2	1	201	4
	611219	Track Suits; Of Textile Materials (other Than Cotton Or Synthetic Fibres), Knitted Or Crocheted		2		18
	611231	Swimwear; Men's Or Boys', Of Synthetic Fibres, Knitted Or Crocheted		68		4.264
	611241	Swimwear; Women's Or Girls', Of Synthetic Fibres, Knitted Or Crocheted	29.656	18.446	1.527.365	969.936
	611249	Swimwear; Women's Or Girls', Of Textile Materials (other Than Synthetic Fibr	19.176	49.948	1.023.309	3.180.964
	611430	Garments; Of Man-made Fibres, Knitted Or Crocheted, N.e.c. In Chapter 61	515	168	27.421	5.460
	611490	Garments; Of Textile Materials (other Than Cotton Or Man-made Fibres), Knit	2.584	1.483	40.510	49.801
	611510	Graduated Compression Hosiery (for Example, Stockings For Varicose Veins), Knitted Or Croche		15		1.068
	611529	Hosiery; Panty Hose And Tights (other Than Graduated Compression Hosiery)	3	2	17	1.042
	611595	Hosiery And Footwear; Without Applied Soles, Of Cotton, Knitted Or Crochet	577	2.712	13.670	48.764
	611596	Hosiery And Footwear; Without Applied Soles, Of Synthetic Fibres, Knitted Or	6.510		296.264	
	611610	Gloves, Mittens And Mitts; Knitted Or Crocheted, Impregnated, Coated Or Co	76.040	133.708	4.957.914	8.460.014
	611692	Gloves, Mittens And Mitts; Of Cotton, Knitted Or Crocheted, (other Than Imp	243		658	
	611693	Gloves, Mittens And Mitts; Of Synthetic Fibres, Knitted Or Crocheted, (other	52.990	223.289	2.661.152	10.029.004
	611699	Gloves, Mittens And Mitts; Of Textile Materials (other Than Wool Or Fine Ani	32.617	38.626	762.875	1.024.797

https://www.bps.go.id

Tabel 2. Ekspor Provinsi Asal Barang Dirinci Menurut Kode HS6 Digit, 2020—2021

Provinsi Asal	Kode HS 6	Deskripsi HS 6 Digit	Berat Bersih (Kg)		Nilai FOB (US$)	
			2020	2021	2020	2021
(1)	(2)	(3)	(4)	(5)	(6)	(7)
DI Yogyakarta						
	611710	Shawls, Scarves, Mufflers, Mantillas, Veils And The Like; Knitted Or Crocheted	11	26	1.784	720
	611780	Clothing Accessories; Knitted Or Crocheted, N.e.c. In Heading No. 6117	2.180	196	83.726	11.678
	620312	Suits; Men's Or Boys', Of Synthetic Fibres (not Knitted Or Crocheted)		24		1.419
	620319	Suits; Men's Or Boys', Of Textile Materials N.e.c. In Item No. 6203.1 (not Knitt	181	204	1.147	1.202
	620332	Jackets And Blazers; Men's Or Boys', Of Cotton (not Knitted Or Crocheted)	9	6	13	313
	620339	Jackets And Blazers; Men's Or Boys', Of Textile Materials N.e.c. In Item No. 6203.3 (not Knitted		18.421		311.916
	620342	Trousers, Bib And Brace Overalls, Breeches And Shorts; Men's Or Boys', Of Co	47.642	44.113	1.292.457	1.777.481
	620343	Trousers, Bib And Brace Overalls, Breeches And Shorts; Men's Or Boys', Of Sy	23.950	17.918	568.617	411.514
	620349	Trousers, Bib And Brace Overalls, Breeches And Shorts; Men's Or Boys', Of Te	705	9.592	48.515	245.394
	620412	Suits; Women's Or Girls', Of Cotton (not Knitted Or Crocheted)	3	8	456	748
	620413	Suits; Women's Or Girls', Of Synthetic Fibres (not Knitted Or Crocheted)	3.860	1.779	40.308	66.805
	620419	Suits; Women's Or Girls', Of Textile Materials N.e.c. In Item No. 6204.1 (not K	2		15	
	620429	Ensembles; Women's Or Girls', Of Textile Materials N.e.c. In Item No. 6204.2	535		1.836	
	620432	Jackets And Blazers; Women's Or Girls', Of Cotton (not Knitted Or Crocheted)	18		277	
	620433	Jackets And Blazers; Women's Or Girls', Of Synthetic Fibres (not Knitted Or Cr	1.373	1.815	27.595	37.328
	620439	Jackets And Blazers; Women's Or Girls', Of Textile Materials N.e.c. In Item No	11.020	9.417	329.694	245.757
	620442	Dresses; Women's Or Girls', Of Cotton (not Knitted Or Crocheted)	3.596	4.032	102.079	107.092
	620443	Dresses; Women's Or Girls', Of Synthetic Fibres (not Knitted Or Crocheted)	47.137	172.166	1.250.159	4.375.542
	620444	Dresses; Women's Or Girls', Of Artificial Fibres (not Knitted Or Crocheted)	119.018	60.855	4.143.061	2.419.096
	620449	Dresses; Women's Or Girls', Of Textile Materials N.e.c. In Item No. 6204.4 (no	22.606	34.338	751.673	1.271.167
	620452	Skirts And Divided Skirts; Women's Or Girls', Of Cotton (not Knitted Or Croche	50		714	
	620453	Skirts And Divided Skirts; Women's Or Girls', Of Synthetic Fibres (not Knitted	17.873	10.290	495.446	351.563
	620459	Skirts And Divided Skirts; Women's Or Girls', Of Textile Materials N.e.c. In Iter	3.936	3.791	88.640	93.087
	620462	Trousers, Bib And Brace Overalls, Breeches And Shorts; Women's Or Girls', Of	24	486	149	13.342
	620463	Trousers, Bib And Brace Overalls, Breeches And Shorts; Women's Or Girls', Of	116.507	110.764	1.559.046	2.458.048
	620469	Trousers, Bib And Brace Overalls, Breeches And Shorts; Women's Or Girls', Of	18.530	22.002	373.540	592.503
	620520	Shirts; Men's Or Boys', Of Cotton (not Knitted Or Crocheted)	140.767	76.002	4.581.375	2.513.072
	620530	Shirts; Men's Or Boys', Of Man-made Fibres (not Knitted Or Crocheted)	32.640	37.952	1.081.091	1.384.005
	620590	Shirts; Men's Or Boys', Of Textile Materials N.e.c. In Heading No. 6205 (not Kn	347.956	406.683	10.902.282	13.142.921
	620610	Blouses, Shirts And Shirt-blouses; Women's Or Girls', Of Silk Or Silk Waste (no	25	26	66	131
	620630	Blouses, Shirts And Shirt-blouses; Women's Or Girls', Of Cotton (not Knitted O	9.537	32.773	340.229	1.318.652
	620640	Blouses, Shirts And Shirt-blouses; Women's Or Girls', Of Man-made Fibres (no	743.969	734.350	22.183.289	18.969.585
	620690	Blouses, Shirts And Shirt-blouses; Women's Or Girls', Of Textile Materials N.e	110.509	165.305	3.426.373	4.334.865
	620721	Nightshirts And Pyjamas; Men's Or Boys', Of Cotton (not Knitted Or Crochete	196		1.455	
	620799	Singlets And Other Vests, Bathrobes, Dressing Gowns And Similar Articles; Men's Or Boys', Of T		218		1.086
	620822	Nightdresses And Pyjamas; Women's Or Girls', Of Man-made Fibres (not Knitted Or Crocheted)		48.881		2.743.092
	620899	Singlets And Other Vests, Briefs, Panties, Negligees, Bathrobes, Dressing Gow	185	1	3.262	31
	620920	Garments And Clothing Accessories; Babies', Of Cotton (not Knitted Or Crocheted)		2.000		279
	620930	Garments And Clothing Accessories; Babies', Of Synthetic Fibres (not Knitted	68	1.080	465	26.020
	620990	Garments And Clothing Accessories; Babies', Of Textile Materials Other Than	10	5	9	90
	621010	Garments; Of Felt Or Non-wovens (not Knitted Or Crocheted)	485.610	511.864	4.056.864	3.727.136
	621040	Garments; Men's Or Boys', N.e.c. In Item No. 6210.2, Of The Fabrics Of Heading No. 5602, 560		2.829		21.674
	621050	Garments; Women's Or Girls', N.e.c. In Item No. 6210.3, Of The Fabrics Of He	4	4	34	36
	621111	Swimwear; Men's Or Boys', (not Knitted Or Crocheted)	1.522	22.552	35.100	773.388
	621112	Swimwear; Women's Or Girls', (not Knitted Or Crocheted)	588	45	22.530	1.630
	621133	Track Suits And Other Garments N.e.c.; Men's Or Boys', Of Man-made Fibres	15.281	28.144	423.670	696.581
	621139	Track Suits And Other Garments N.e.c.; Men's Or Boys', Of Textile Materials N	246	963	1.080	9.433
	621142	Track Suits And Other Garments N.e.c.; Women's Or Girls', Of Cotton (not Kni	1.445	226	967	3.184
	621143	Track Suits And Other Garments N.e.c.; Women's Or Girls', Of Man-made Fibr	7.034	31.774	264.341	733.576
	621149	Track Suits And Other Garments N.e.c.; Women's Or Girls', Of Textile Materia	1.100	2	4.548	320
	621210	Brassieres; Whether Or Not Knitted Or Crocheted	1.040.806	1.744.947	45.816.207	84.600.862
	621220	Girdles And Panty-girdles; Whether Or Not Knitted Or Crocheted	1.316	596	46.842	24.708
	621230	Corselettes; Whether Or Not Knitted Or Crocheted	4.770		99.880	
	621290	Braces, Suspenders, Garters And Similar Articles; Whether Or Not Knitted Or	128.187	81.016	4.176.283	2.905.777
	621390	Handkerchiefs; Of Textile Materials Other Than Cotton (not Knitted Or Crocheted)		3		311
	621410	Shawls, Scarves, Mufflers, Mantillas, Veils And The Like; Of Silk Or Silk Waste (not Knitted Or Cr		0		21
	621420	Shawls, Scarves, Mufflers, Mantillas, Veils And The Like; Of Wool Or Fine Animal Hair (not Knitt		2		155
	621490	Shawls, Scarves, Mufflers, Mantillas, Veils And The Like; Of Textile Materials N	437	132	13.915	2.918
	621600	Gloves, Mittens And Mitts (not Knitted Or Crocheted)	492.243	674.955	20.001.702	27.065.945
	621710	Clothing Accessories; Other Than Those Of Heading No. 6212 (not Knitted Or	333	23	9.962	2.024

https://www.bps.go.id

Tabel 2. Ekspor Provinsi Asal Barang Dirinci Menurut Kode HS6 Digit, 2020—2021

Provinsi Asal	Kode HS 6	Deskripsi HS 6 Digit	Berat Bersih (Kg)		Nilai FOB (US$)	
			2020	2021	2020	2021
(1)	(2)	(3)	(4)	(5)	(6)	(7)
DI Yogyakarta						
	621790	Clothing; Parts Of Garments Or Of Clothing Accessories, Other Than Those Of	22	3	445	10
	630190	Blankets And Travelling Rugs; N.e.c. In Heading No. 6301		41		619
	630221	Bed Linen; Of Cotton, Printed, Not Knitted Or Crocheted		86		2.316
	630222	Bed Linen; Of Man-made Fibres, Printed, Not Knitted Or Crocheted		3		22
	630229	Bed Linen; Of Textile Materials (other Than Cotton Or Man-made Fibres), Prir	245	159	2.371	2.049
	630231	Bed Linen; Of Cotton (not Printed, Knitted Or Crocheted)	39		844	
	630232	Bed Linen; Of Man-made Fibres (not Printed, Knitted Or Crocheted)	2.763	3.114	3.872	6.385
	630239	Bed Linen; Of Textile Materials Other Than Cotton Or Man-made Fibres (not I	3		395	
	630253	Table Linen; Of Man-made Fibres, Not Knitted Or Crocheted		65		3.426
	630259	Table Linen; Of Textile Materials (other Than Cotton Or Man-made Fibres), N	16	46	372	1.153
	630260	Kitchen And Toilet Linen; Of Terry Towelling Or Similar Terry Fabrics, Of Cottc	1.660	8	39.348	33
	630299	Toilet And Kitchen Linen; Of Textile Materials (other Than Cotton Or Man-ma	25		966	
	630312	Curtains (including Drapes) And Interior Blinds; Curtain Or Bed Valances, Knitted Or Crocheted,		600		34.300
	630319	Curtains (including Drapes) And Interior Blinds; Curtain Or Bed Valances, Knit	1.779	249	4.865	48.105
	630419	Bedspreads; Not Knitted Or Crocheted	4.454	112	8.761	162
	630491	Furnishing Articles; Excluding Those Of Heading No. 9404, N.e.c. In Heading 6304, Knitted Or C		18		97
	630492	Furnishing Articles; Of Cotton, Not Knitted Or Crocheted (excluding Bedsprea	274	510	1.684	3.834
	630493	Furnishing Articles; Of Synthetic Fibres, Not Knitted Or Crocheted (excluding Bedspreads And A		8		494
	630499	Furnishing Articles; Of Textile Materials Other Than Cotton Or Synthetic Fibre	374	1.910	11.707	12.145
	630510	Sacks And Bags; Of A Kind Used For The Packing Of Goods, Of Jute Or Of Othe	102	30	2.841	935
	630520	Sacks And Bags; Of A Kind Used For The Packing Of Goods, Of Cotton	322	92	2.931	2.870
	630532	Sacks And Bags; Of A Kind Used For The Packing Of Goods, Of Man-made Textile Materials, Fle		266		33.530
	630533	Sacks And Bags; Of A Kind Used For The Packing Of Goods, Of Man-made Tex	5.101	20.319	30.419	89.282
	630590	Sacks And Bags; Of A Kind Used For The Packing Of Goods, Of Textile Materia	32	1.150	199	10.062
	630619	Tarpaulins, Awnings And Sunblinds; Of Textile Materials Other Than Synthetic	129	17	2.165	306
	630629	Tents; Of Textile Materials Other Than Synthetic Fibres	54		120	
	630690	Camping Goods; (of Textile Materials), N.e.c In Heading No. 6306		2		203
	630710	Cloths; Floor Cloths, Dish-cloths, Dusters And Similar Cleaning Cloths	2.323		1.024	
	630720	Life-jackets And Life-belts		1		456
	630790	Textiles; Made Up Articles (including Dress Patterns), N.e.c. In Chapter 63, N.	179.158	197.459	5.279.682	3.295.882
	630800	Fabrics, Woven And Yarn; In Sets, Whether Or Not With Accessories, For Making Up Into Rugs,		16		115
	630900	Clothing; Worn, And Other Worn Articles	3.019	4.033	12.880	13.364
	631010	Rags; Used Or New, Scrap Twine, Cordage, Rope And Cables And Worn Out A	1.850		359	
	640219	Sports Footwear; (other Than Ski-boots, Snowboard Boots Or Cross-country Ski Footwear), Wit		58		1.320
	640220	Footwear; With Outer Soles And Uppers Of Rubber Or Plastics, Upper Straps	210		120	
	640299	Footwear; N.e.c. In Heading No. 6402, (other Than Just Covering The Ankle),	94	1	2.362	52
	640319	Sports Footwear; (other Than Ski-boots, Snowboard Boots Or Cross-country S	80	3	30	55
	640320	Footwear; With Outer Soles Of Leather, Uppers Consisting Of Leather Straps Across Instep And		76		776
	640359	Footwear; N.e.c. In Heading No. 6403, (not Covering The Ankle), Outer Soles And Uppers Of Le		46		878
	640399	Footwear; N.e.c. In Heading No. 6403, (not Covering The Ankle), Outer Soles	140		1.680	
	640411	Sports Footwear; Tennis Shoes, Basketball Shoes, Gym Shoes, Training Shoes	73	82	15.971	368
	640419	Footwear; (other Than Sportswear), With Outer Soles Of Rubber Or Plastics A	273	37	17.871	3.151
	640420	Footwear; Outer Soles Of Leather Or Composition Leather, Uppers Of Textile	1	147	1	1.194
	640520	Footwear; With Uppers Of Textile Materials, N.e.c. In Chapter 64		50		755
	640590	Footwear; N.e.c. In Chapter 64	9.437	9.906	29.252	40.634
	640690	Footwear; Parts, N.e.c. In Heading 6406	1.006	660	737	1.932
	650100	Hat-forms, Hat Bodies And Hoods Of Felt, Neither Blocked To Shape Nor With	1		64	
	650400	Hats And Other Headgear; Plaited Or Made By Assembling Strips Of Any Mate	898	1.446	3.485	11.898
	650500	Hats And Other Headgear; Knitted Or Crocheted, Or Made Up From Lace, Felt	244.143	157.836	3.763.199	3.427.931
	650610	Headgear; Safety, Whether Or Not Lined Or Trimmed	46	8	3.322	732
	650699	Headgear; (other Than Safety Headgear), (of Materials Other Than Rubber Or	949.194	1.121.351	3.186.477	4.226.506
	650700	Head-bands, Linings, Covers, Hat Foundations, Hat Frames, Peaks And Chinst	50	37	6.865	4.701
	660110	Umbrellas And Sun Umbrellas; Garden Or Similar Umbrellas	6.572	6.978	25.158	33.749
	660199	Umbrellas And Sun Umbrellas; N.e.c. In Heading No. 6601 (including Walking	120		148	
	660200	Walking-sticks, Seat-sticks, Whips, Riding-crops And The Like	9.160		43.533	
	670100	Skins And Other Parts Of Birds With Their Feathers Or Down; Feathers, Parts	380	8	8.875	9.241
	670210	Flowers, Foliage And Fruit, Artificial, And Parts Thereof; Articles Made Of Artificial Flowers, Fol		1		1
	670290	Flowers, Foliage And Fruit, Artificial, And Parts Thereof; Articles Made Of Arti	950	65	731	85
	670300	Human Hair, Dressed, Thinned, Bleached Or Otherwise Worked; Wool Or Oth	17	94	16.351	62.463
	670411	Wigs; Complete, Of Synthetic Textile Materials	125.963	160.553	9.025.187	11.857.050

https://www.bps.go.id

Tabel 2. Ekspor Provinsi Asal Barang Dirinci Menurut Kode HS6 Digit, 2020—2021

Provinsi Asal	Kode HS 6	Deskripsi HS 6 Digit	Berat Bersih (Kg)		Nilai FOB (US$)	
			2020	2021	2020	2021
(1)	(2)	(3)	(4)	(5)	(6)	(7)
DI Yogyakarta						
	670419	False Beards, Eyebrows And Eyelashes, Switches And The Like; Of Synthetic T	320	622	33.069	71.770
	670420	Wigs, False Beards, Eyebrows And Eyelashes, Switches And The Like And Oth	495	915	113.066	142.517
	670490	Wigs, False Beards, Eyebrows And Eyelashes, Switches And The Like And Oth	8.461	3.478	162.823	161.155
	680100	Stone; Setts, Curbstones And Flagstones, Of Natural Stone (except Slate)	862.667	926.227	586.198	563.051
	680210	Tiles, Cubes And Similar Articles; Whether Or Not Rectangular (including Squa	18.518		3.082	
	680221	Marble, Travertine And Alabaster; Simply Cut Or Sawn, With A Flat Or Even S	400		1.000	
	680229	Stone; Monumental Or Building Stone, N.e.c. In Item No. 6802.2, Articles The	1.385.892	2.065.632	1.262.050	1.473.888
	680291	Marble, Travertine And Alabaster; Articles Thereof, (other Than Simply Cut O	2.077	16.690	4.631	39.902
	680292	Stone; Calcareous (excluding Marble, Travertine, Alabaster) Articles Thereof,	90.753	88.043	523.831	357.429
	680299	Stone; Natural (excluding Marble, Travertine, Alabaster, Other Calcareous Sto	1.292.002	1.546.807	1.720.569	2.612.706
	680423	Millstones, Grindstones, Grinding Wheels And The Like; Of Natural Stone	20.327	8.086	22.755	10.666
	680530	Abrasive Powder Or Grain; Natural Or Artificial, On A Base Of Materials N.e.c. In Heading No. 6		11		15
	680790	Asphalt Or Similar Material; Articles (e.g. Petroleum Bitumen Or Coal Tar Pitch) Other Than In I		5.499		13.714
	680800	Panels, Boards, Tiles, Blocks And The Like; Of Vegetable Fibre, Of Straw, Shavings, Chips, Partic		70		275
	680919	Plaster, Or Plaster Compositions; Boards, Sheets, Panels, Tiles And Similar Articles, (other Than		1		10
	680990	Plaster Articles Or Articles Of Compositions Based On Plaster; N.e.c. In Headir	23.907	5.986	122.789	29.787
	681019	Cement, Concrete Or Artificial Stone; Tiles, Flagstones And Similar, (excluding	357.745	495.734	963.509	1.571.668
	681099	Cement, Concrete Or Artificial Stone; Articles (other Than Prefabricated Struc	1.444.269	1.668.189	1.573.290	1.878.721
	681140	Asbestos-cement; Articles Or The Like, Containing Asbestos	17.137	33.391	13.372	19.714
	681189	Cellulose Fibre-cement; Articles Or The Like, Other Than Corrugated Sheets A	14.630	12.195	19.928	19.259
	681520	Peat; Articles Of Peat N.e.c. Or Included	2.564		4.546	
	681591	Stone Articles And Articles Of Other Mineral Substances; Containing Magnesi	35.062	1.652	101.041	4.140
	681599	Stone Articles And Articles Of Other Mineral Substances; N.e.c. Or Included Ir	677.641	836.499	1.248.032	2.233.279
	690290	Refractory Bricks, Blocks, Tiles And Similar Refractory Ceramic Constructional	58.467	63.714	61.387	63.728
	690490	Ceramic Flooring Blocks, Supports Or Filler Tiles And The Like (excluding Build	67.948	66.993	44.602	42.445
	690590	Ceramic Chimney-pots, Cowls, Chimney Liners, Architectural Ornaments And	12	2	19	40
	690721	Ceramic Tiles; Flags And Paving, Hearth Or Wall Tiles Other Than Those Of Su	79.014	75.065	49.190	58.520
	690723	Ceramic Tiles; Flags And Paving, Hearth Or Wall Tiles Other Than Those Of Su	81	30	64	17
	690911	Ceramic Wares; For Laboratory, Chemical Or Other Technical Uses, Of Porcelain Or China		460		13.020
	690919	Ceramic Wares; For Laboratory, Chemical Or Other Technical Uses, Other Than Articles Having		532		432
	690990	Ceramic Wares; Pots, Jars And Similar Articles Of A Kind Used For The Convey	42.995	74.366	85.290	175.450
	691090	Ceramic Sinks, Wash Basins, Wash Basin Pedestals, Baths, Bidets, Water Clos	233.704	252.108	552.291	699.594
	691110	Tableware And Kitchenware; Of Porcelain Or China	31	1.473	163	892
	691190	Household And Toilet Articles; N.e.c. In Heading No. 6911, Of Porcelain Or Ch	25.979	42.035	141.021	196.943
	691200	Ceramic Tableware, Kitchenware, Other Household Articles And Toilet Article	9.514	65.908	23.496	163.848
	691310	Ceramic Statuettes And Other Ornamental Ceramic Articles, Of Porcelain Or (	53.002	13.633	55.222	49.022
	691390	Ceramic Statuettes And Other Ornamental Ceramic Articles; Other Than Of P	180.123	254.517	260.437	411.958
	691410	Ceramic Articles N.e.c. In Chapter 69; Of Porcelain Or China	39.412	35.586	60.080	70.125
	691490	Ceramic Articles N.e.c. In Chapter 69; Other Than Of Porcelain Or China	1.094.140	1.142.362	1.388.866	1.624.109
	700420	Glass; Drawn And Blown, In Sheets, Coloured Throughout The Mass (body Tir	272	1.300	2.594	413
	700490	Glass; Drawn And Blown, In Sheets, (other Than Glass Coloured Throughout T	550		562	
	700910	Glass; Rear-view Mirrors For Vehicles	26	229	10	4.499
	700991	Glass Mirrors; Unframed, Excluding Rear-view Mirrors For Vehicles	1.529	723	11.094	1.777
	700992	Glass Mirrors; Framed, Excluding Rear-view Mirrors For Vehicles	271.450	422.769	1.172.938	2.229.665
	701090	Glass; Carboys, Bottles, Flasks, Jars, Pots, Phials And Other Containers Of Glas	1	4	4	9
	701110	Glass Envelopes (including Bulbs And Tubes); Open, And Glass Parts Thereof, Without Fittings,		340		3.225
	701310	Glassware; Of A Kind Used For Table, Kitchen, Toilet, Office, Indoor Decoratic	2.756	3.360	2.778	12.162
	701328	Stemware Drinking Glasses, Other Than Of Lead Crystal Or Glass-ceramics	13.536	18.635	26.992	54.850
	701333	Glassware; Drinking Glasses (not Stemware), Of Lead Crystal	603		10.903	
	701337	Glassware; Drinking Glasses (not Stemware), Other Than Of Lead Crystal Or G	3.041	3.719	12.151	12.704
	701341	Glassware Of A Kind Used For Table Or Kitchen Purposes (not Drinking Glasse	126		474	
	701349	Glassware Of A Kind Used For Table Or Kitchen Purposes (not Drinking Glasse	1.091	70	1.187	542
	701391	Glassware; N.e.c. In Heading No. 7013, Of Lead Crystal	80		1.478	
	701399	Glassware; N.e.c. In Heading No. 7013, Other Than Of Lead Crystal	16.021	15.057	86.012	91.033
	701590	Glasses; Clock Or Watch And Similar, Glasses For Non-corrective Spectacles, (	164		2.893	
	701690	Multicellular Or Foam Glass; In Blocks, Panels, Plates, Shells Or Similar Forms,	299	239	199	646
	701810	Glass; Beads, Imitation Pearls, Imitation Precious Or Semi-precious Stones An	2.259	2.083	3.641	4.109
	701919	Glass Fibres; (including Glass Wool), Slivers, Yarns And Threads	2.904	1.473	16.196	5.472
	702000	Glass; Articles N.e.c. In Chapter 70	307	597	667	853
	710310	Stones; Precious (other Than Diamonds) And Semi-precious Stones, Unworke	740		741	

https://yogyakarta.bps.go.id

Tabel 2. Ekspor Provinsi Asal Barang Dirinci Menurut Kode HS6 Digit, 2020—2021

Provinsi Asal	Kode HS 6	Deskripsi HS 6 Digit	Berat Bersih (Kg)		Nilai FOB (US$)	
			2020	2021	2020	2021
(1)	(2)	(3)	(4)	(5)	(6)	(7)
DI Yogyakarta						
	710391	Stones; Rubies, Sapphires And Emeralds, Worked (other Than Simply Sawn Or Roughly Shaped		88		36
	711311	Jewellery; Of Silver, Whether Or Not Plated Or Clad With Other Precious Met	704	213	289.575	143.157
	711319	Jewellery; Of Precious Metal (excluding Silver) Whether Or Not Plated Or Clac	129	116	21.486	73.953
	711320	Jewellery; Of Base Metal Clad With Precious Metal, And Parts Thereof	6		8	
	711411	Silversmiths' Wares; And Parts Thereof, Of Silver, Whether Or Not Plated Or (	740	184	507.364	174.386
	711420	Goldsmiths' And Silversmiths' Wares; Articles Of And Parts Thereof, Of Base M	2		1.191	
	711610	Pearls; Articles Of Natural Or Cultured Pearls		1.996		17.664
	711620	Stones; Precious Or Semi-precious Stones (natural, Synthetic Or Reconstructed) Articles Of		440		520
	711711	Jewellery; Imitation, Cuff Links And Studs, Of Base Metal, Whether Or Not Pla	52	75	10.636	26.408
	711719	Jewellery; Imitation, (excluding Cuff Links And Studs), Of Base Metal, Whethe	153	10.197	8.206	49.647
	711790	Jewellery; Imitation, Of Other Than Base Metal, Whether Or Not Plated With	1.825	2.369	3.632	14.658
	720690	Iron Or Non-alloy Steel; Primary Forms (excluding Ingots And Iron Of Heading No. 7203)		2		275
	720990	Iron Or Non-alloy Steel; Flat-rolled, Width 600mm Or More, Cold-rolled, N.e.c. In Heading No.		0		12
	721090	Iron Or Non-alloy Steel; Flat-rolled, Width 600mm Or More, Plated Or Coated With Materials N		14		0
	721810	Steel, Stainless; Ingots And Other Primary Forms		9		498
	722012	Steel, Stainless; Flat-rolled, Width Less Than 600mm, Hot-rolled, Of A Thickness Of Less Than 4		4		59
	722300	Steel, Stainless; Wire		37		183
	722810	Steel, Alloy; Bars And Rods, Of High Speed Steel	2		5	
	730423	Iron Or Steel (excluding Cast Iron Or Stainless Steel); Seamless, Drill Pipe, Of A	6		250	
	730630	Iron Or Non-alloy Steel (excluding Cast Iron); Tubes And Pipes (not Seamless)	1.285		1.810	
	730721	Steel, Stainless; Tube Or Pipe Fittings, Flanges, Of Stainless Steel		6		11
	730799	Iron Or Steel; Tube Or Pipe Fittings, N.e.c. In Item No. 7307.9, Other Than Stainless Steel		1		6
	730810	Iron Or Steel; Structures And Parts Thereof, Bridges And Bridge-sections		2		3
	730830	Iron Or Steel; Structures And Parts Thereof, Doors, Windows And Their Frames And Thresholds		60		1.015
	730890	Iron Or Steel; Structures And Parts Thereof, N.e.c. In Heading 7308	2		13	
	731010	Tanks, Casks, Drums, Cans, Boxes And Similar Containers, For Any Material (e	199	170	706	77
	731029	Tanks, Casks, Drums, Boxes And Similar Containers For Any Material (excludir	3.716		42.596	
	731210	Iron Or Steel; Stranded Wire, Ropes And Cables, Not Electrically Insulated	15	65	175	1.667
	731290	Iron Or Steel; Plaited Bands, Slings And The Like, Not Electrically Insulated	7		2.880	
	731420	Iron Or Steel Wire; Grill, Netting And Fencing, Welded At Intersections, Of Wi	1		2	
	731449	Iron Or Steel Wire; Grill, Netting And Fencing, Coated With Materials Other Than Zinc Or Plasti		1		2
	731512	Chain; Articulated Link, (other Than Roller), Of Iron Or Steel	2	2	2	2
	731589	Chain; N.e.c. In Heading No. 7315, Of Iron Or Steel	53	1	680	53
	731812	Iron Or Steel; Threaded Wood Screws Other Than Coach Screws	7	19	111	575
	731813	Iron Or Steel; Threaded Screw Hooks And Screw Rings	5.400		28	
	731814	Iron Or Steel; Threaded Self-tapping Screws		12		144
	731815	Iron Or Steel; Threaded Screws And Bolts N.e.c. In Item No. 7318.1, Whether	48	27	188	39
	731816	Iron Or Steel; Threaded Nuts	5	29	116	594
	731819	Iron Or Steel; Threaded Screws, Bolts And Nuts N.e.c. In Item No. 7318.1		14		46
	731829	Iron Or Steel; Non-threaded Articles, N.e.c. In Item No. 7318.2	5		53	
	732020	Iron Or Steel; Helical Springs And Leaves For Springs		0		6
	732391	Cast Iron; Table, Kitchen And Other Household Articles And Parts Thereof, Of	67	2.238	422	17.696
	732393	Steel, Stainless; Table, Kitchen And Other Household Articles And Parts There	880	64	7.017	8.683
	732399	Iron Or Steel; Table, Kitchen And Other Household Articles And Parts Thereof	6.070	18.362	16.186	64.666
	732421	Cast Iron, Baths, Whether Or Not Enamelled	45	317	305	5.407
	732429	Iron (other Than Cast) Or Steel; Baths		175		1.192
	732490	Iron Or Steel; Sanitary Ware And Parts Thereof, Excluding Sinks, Wash Basins	2	2	20	9
	732510	Iron; Articles Of Non-malleable Cast Iron	451		2.699	
	732599	Iron Or Steel; Cast Articles, Excluding Grinding Balls And Similar Articles For M	27	7.562	242	16.227
	732619	Iron Or Steel; Articles N.e.c. In Item No. 7326.11, Forged Or Stamped, But No	998	210	43.541	672
	732620	Iron Or Steel; Wire Articles	552	3.970	195	2.280
	732690	Iron Or Steel; Articles N.e.c. In Heading 7326	2.073	3.325	8.593	14.517
	740321	Copper; Copper-zinc Base Alloys (brass) Unwrought	2.081	1.126	11.569	17.192
	740322	Copper; Copper-tin Base Alloys (bronze) Unwrought	3.355		6.502	
	740821	Copper; Wire, Of Copper-zinc Base Alloys (brass)	2		176	
	740829	Copper; Wire, Of Copper Alloys (other Than Copper-zinc Base Alloys, Copper-	8		393	
	740911	Copper; Strip, Of A Thickness Exceeding 0.15mm, Of Refined Copper, In Coils		722		53.415
	740919	Copper; Plates And Sheets, Of A Thickness Exceeding 0.15mm, Of Refined Copper, Not In Coils		5		70
	740929	Copper; Plates And Sheets, Of A Thickness Exceeding 0.15mm, Of Copper-zin	2.829	389	32.182	11.707
	740939	Copper; Plates And Sheets, Of A Thickness Exceeding 0.15mm, Of Copper-tin Base Alloys, Not I		23		200

https://www.bps.go.id

Tabel 2. Ekspor Provinsi Asal Barang Dirinci Menurut Kode HS6 Digit, 2020—2021

Provinsi Asal	Kode HS 6	Deskripsi HS 6 Digit	Berat Bersih (Kg)		Nilai FOB (US$)	
			2020	2021	2020	2021
(1)	(2)	(3)	(4)	(5)	(6)	(7)
DI Yogyakarta						
	741220	Copper; Tube Or Pipe Fittings (e.g. Couplings, Elbows, Sleeves) Of Copper Allc	3		274	
	741510	Copper; Nails And Tacks, Drawing Pins, Staples And Similar Articles Of Copper, Or Of Iron Or St		16		3
	741529	Copper; Rivets, Cotters, Cotter-pins And Similar Articles, Not Threaded		2		290
	741533	Copper; Screws, Bolts And Nuts, Threaded	33	13	123	92
	741810	Copper; Table, Kitchen Or Other Household Articles And Parts Thereof; Pot S	52	525	168	1.614
	741820	Copper; Sanitary Ware And Parts Thereof		560		280
	760410	Aluminium; (not Alloyed), Bars, Rods And Profiles	9		30	
	760719	Aluminium; Foil, (not Backed), Of A Thickness Not Exceeding 0.2mm, Not Roll	1		204	
	760720	Aluminium; Foil, Backed With Paper, Paperboard, Plastics Or Similar Backing Materials, Of A Th		1		72
	761010	Aluminium; Structures (excluding Prefabricated Buildings Of Heading No. 940	1.643		3.094	
	761290	Aluminium; Casks, Drums, Cans, Boxes And The Like For Any Material (not Compressed Or Liqu		947		3.112
	761610	Aluminium; Nails, Tacks, Staples (other Than Those Of Heading No. 8305), Scr	4	1	149	6
	761699	Aluminium; Articles N.e.c. In Heading 7616	818	235	8.526	4.539
	790700	Zinc; Articles N.e.c. In Chapter 79	15.000		6.800	
	810196	Tungsten (wolfram); Wire	243		2.561	
	820110	Tools, Hand; Spades And Shovels	3	1	597	5
	820190	Tools, Hand; Forks, Scythes, Sickles, Hay Knives, Timber Wedges, And Other H	0		1	
	820310	Tools, Hand; Files, Rasps And Similar Tools		86		1.778
	820320	Tools, Hand; Pliers (including Cutting Pliers), Pincers, Tweezers And Similar Tools		1		138
	820340	Tools, Hand; Pipe-cutters, Bolt Croppers, Perforating Punches And Similar Tools		3		114
	820551	Tools, Hand; Household Tools		22		150
	820559	Tools, Hand; Other Hand Tools (including Glaziers Diamonds), Excluding Hous	63	1	2.750	198
	820560	Tools, Hand; Blow Lamps	142	2.940	1.473	8.266
	820590	Tools, Hand; N.e.c. In Heading 8205, Including Anvils, Portable Forges, Hand (	1	1	177	177
	820600	Tools, Hand; Two Or More Of Heading No. 8202 To 8205, Put Up In Sets For Retail Sale		52		1.525
	820790	Tools, Interchangeable; (for Machine Or Hand Tools, Whether Or Not Power-	6		528	
	820890	Tools; Knives And Cutting Blades, For Machines Or Mechanical Appliances, N.e.c. In Heading N		5		91
	821191	Knives; Table Knives, Having Fixed Cutting Blades, Serrated Or Not, Excluding	77	27	1.746	111
	821192	Knives; Having Fixed Cutting Blades, (other Than Table Knives), Serrated Or N	4		511	
	821195	Knives; With Handles Of Base Metal		11		1.970
	821490	Cutlery; Hair Clippers And Mincing Knives	33	87	10	157
	821520	Cutlery; Sets Of Assorted Articles (e.g. Spoons, Forks, Ladles, Skimmers, Cake	1	13	18	918
	821599	Cutlery; Other Than Plated With Precious Metal	10	506	678	1.732
	830110	Padlocks; (key, Combination Or Electrically Operated), Of Base Metal		1		44
	830140	Locks; (other Than Those For Motor Vehicles Or Furniture), (key, Combinatio	5	2	91	29
	830160	Locks; Parts Of Padlocks, Locks, Clasps And Frames With Clasps Incorporating	284	103	6.262	2.875
	830170	Keys; Presented Separately, Of Base Metal	1	2	1	353
	830210	Hinges; Suitable For Furniture, Doors, Staircases, Windows, Blinds, Coachwor	31	21	588	264
	830220	Castors; With Mountings, Of Base Metal	3.044	150	19.351	846
	830230	Mountings, Fittings And Similar Articles; For Motor Vehicles, Of Base Metal	235	176	995	1.621
	830241	Mountings, Fittings And Similar Articles; Of Base Metal, Suitable For Buildings	14	52	403	1.924
	830242	Mountings, Fittings And Similar Articles; Suitable For Furniture Of Base Metal	47.299	41.460	93.665	79.992
	830249	Mountings, Fittings And Similar Articles; Suitable For Other Than Buildings Or	2	5	78	125
	830250	Hat-racks, Hat-pegs, Brackets And Similar Fixtures, Of Base Metal	210	115	2.768	523
	830260	Automatic Door Closures; Of Base Metal		7		239
	830400	Office Equipment; Filing Cabinets, Card-index Cabinets, Paper Trays, Paper Re	7.659	10.424	20.783	20.195
	830610	Bells, Gongs And The Like; Non-electric, Of Base Metal	141	1.026	823	4.686
	830621	Statuettes And Other Ornaments; Of Base Metal Plated With Precious Metal	6.087		17.255	
	830629	Statuettes And Other Ornaments; Of Base Metal Other Than Plated With Pre	97.349	138.249	595.561	1.150.134
	830630	Photograph, Picture Or Similar Frames, Mirrors; Of Base Metal	7.292	6.001	40.610	18.122
	830810	Hooks, Eyes And Eyelets; Of Base Metal, Of A Kind Used For Clothing, Footwe	479	4	4.003	59
	830890	Clasps, Frames With Clasps, Buckles, Buckle Clasps; Of Base Metal, Of A Kind	79	3.975	1.875	37.354
	831000	Sign Plates, Name-plates, Address-plates And Similar Plates, Numbers, Letter	14	9	136	330
	831110	Electrodes; Coated, Of Base Metal, For Electric Arc-welding	1	1	101	103
	840420	Boilers; Condensers, For Steam Or Other Vapour Power Units		3		364
	840991	Engines; Parts, Suitable For Use Solely Or Principally With Spark-ignition Inter	1	33	201	375
	840999	Engines; Parts For Internal Combustion Piston Engines (excluding Spark-ignition)		70		1.115
	841320	Pumps; Hand, Fitted Or Designed To Be Fitted With A Measuring Device, For	161	35	808	737
	841420	Pumps; Hand Or Foot-operated Air Pumps		13		192
	841451	Fans; Table, Floor, Wall, Window, Ceiling Or Roof Fans, With A Self-contained Electric Motor O		13		2.113

https://kepdiops.go.id

Tabel 2. Ekspor Provinsi Asal Barang Dirinci Menurut Kode HS6 Digit, 2020—2021

Provinsi Asal	Kode HS 6	Deskripsi HS 6 Digit	Berat Bersih (Kg)		Nilai FOB (US$)	
			2020	2021	2020	2021
(1)	(2)	(3)	(4)	(5)	(6)	(7)
DI Yogyakarta						
	841459	Fans; N.e.c. In Item No. 8414.51	5	11	910	412
	841490	Pumps And Compressors; Parts, Of Air Or Vacuum Pumps, Air Or Other Gas Compressors And I		48		1.034
	841911	Heaters; Instantaneous Gas Water Heaters, For Domestic Or Other Purposes	10	1	560	5
	841981	Machinery, Plant And Equipment; For Making Hot Drinks, For Cooking Or Heating Food		410		3.000
	842111	Centrifuges; Cream Separators		19		690
	842119	Centrifuges; N.e.c. In Heading No. 8421, Including Centrifugal Dryers (but Not Clothes-dryers)		1		31
	842121	Machinery; For Filtering Or Purifying Water	1.420	1.315	60.240	80.202
	842129	Machinery; For Filtering Or Purifying Liquids, N.e.c. In Item No. 8421.2		1		137
	842139	Machinery; For Filtering Or Purifying Gases, Other Than Intake Air Filters For Internal Combusti		5		281
	842199	Machinery; Parts For Filtering Or Purifying Liquids Or Gases	17		188	
	842240	Machinery; For Packing Or Wrapping		1.350		9.247
	842310	Weighing Machines; Personal (including Baby Scales) And Household Scales	12	88	1.351	760
	842390	Weighing Machines; Weights Of All Kinds, Parts Of Weighing Machinery		30		940
	842490	Mechanical Appliances; Parts Of Machines Projecting, Dispersing Or Spraying	213	250	18.693	597
	842541	Jacks; Built-in Jacking Systems Of A Type Used In Garages, For Raising Vehicle	84		165	
	842940	Tamping Machines And Road Rollers; Self-propelled	22.335	20.670	32.000	53.000
	843229	Harrows; (excluding Disc), Scarifiers, Cultivators, Weeders And Hoes	728		1.402	
	843280	Rollers; For Lawns Or Sports-grounds	347		2.185	
	843290	Machinery; Parts Of Machinery For Soil Preparation Or Cultivation Or For Roll	68		158	
	843351	Combine Harvester-threshers		919		7.516
	843780	Machinery; For Use In The Milling Industry Or For The Working Of Cereals Or Dried Leguminou		418		3.941
	843790	Machines; Parts Of Those For Cleaning, Sorting Or Grading Seed, Grain Or Dri	8		314	
	843830	Machinery; Industrial, For Sugar Manufacture	1		1	
	843860	Machinery; Industrial, For The Preparation Of Fruits, Nuts Or Vegetables		59		669
	843880	Machinery; Used In The Industrial Preparation Or Manufacture Of Food Or Drink, N.e.c. In Hea		143		2.270
	844319	Printing Machinery; Used For Printing By Means Of Plates, Cylinders And Oth	24	15	106	7
	844331	Printing, Copying, And Facsimile Machines; Machines Which Perform Two Or	10.241	40	15.658	228
	844332	Printing, Copying, And Facsimile Machines; Single-function Printing, Copying Or Facsimile Mach		9		100
	844339	Printing, Copying, And Facsimile Machines; Single-function Printing, Copying Or Facsimile Mach		22		200
	844391	Printing Machinery Used For Printing By Means Of Plates, Cylinders And Othe	1	30	1	121
	844540	Textile Machinery; Winding (including Weft-winding) Or Reeling Machines		5.400		50.000
	844790	Machines; For Making Gimped Yarn, Tulle, Lace, Embroidery, Trimmings, Brai	3		63	
	844833	Machines; Parts And Accessories Of Machines Or Auxiliary Machinery, Spindl	1	399	1	57.998
	844900	Machinery; For Manufacture Or Finishing Felt Or Non-wovens In The Piece O	1.985		72.052	
	845019	Washing Machines; Household Or Laundry-type, Not Fully-automatic, Withou	67		10	
	845290	Sewing Machines; Furniture, Bases And Covers For Sewing Machines And Par	0		0	
	845929	Machine-tools; For Drilling By Removing Metal, Other Than Numerically Controlled		18		38
	846029	Machine-tools; Grinding Machines (excluding Flat-surface), Other Than Nume	114		349	
	846596	Machine-tools; For Working Wood, Cork, Bone, Hard Rubber, Hard Plastics Or Similar Hard Ma		43		950
	846890	Machinery And Apparatus; Parts, Soldering, Brazing Or Welding, Whether Or	289	117	3.593	2.997
	847090	Machines Incorporating A Calculating Device; N.e.c. In Heading No. 8470	2		50	
	847130	Automatic Data Processing Machines; Portable, Weighing Not More Than 10	16	6	1.506	161
	847150	Units Of Automatic Data Processing Machines; Processing Units Other Than T	9	38	1.816	3.473
	847160	Units Of Automatic Data Processing Machines; Input Or Output Units, Wheth	3	7	362	1.650
	847170	Units Of Automatic Data Processing Machines; Storage Units	19	56	1.499	2.382
	847180	Units Of Automatic Data Processing Machines; N.e.c. In Item No. 8471.50, 8471.60 Or 8471.70		3		14
	847190	Magnetic Or Optical Readers, Machines For Transcribing Data Onto Data Mec	1		330	
	847329	Machinery; Parts And Accessories Of The Machines Of Item No. 8470.30. 847	23	3	195	683
	847330	Machinery; Parts And Accessories (other Than Covers, Carrying Cases And Th	67	328	14.790	40.964
	847350	Machines; Parts And Accessories (other Than Covers, Carrying Cases And The	1		432	
	847431	Machines; Concrete Or Mortar Mixers		68		885
	847780	Machinery; For Working Rubber Or Plastics Or For The Manufacture Of Produ	1		1	
	847989	Machines And Mechanical Appliances; Having Individual Functions, N.e.c. Or	80		40	
	847990	Machines And Mechanical Appliances; Parts, Of Those Having Individual Functions		8		50
	848010	Moulding Boxes; For Metal Foundry		4		1
	848079	Moulds; For Rubber Or Plastics, Other Than Injection Or Compression Types	12	1	47	2
	848190	Taps, Cocks, Valves And Similar Appliances; Parts Thereof	1		604	
	848291	Bearings; Parts, Balls, Needles And Rollers		0		30
	848330	Bearing Housings, Not Incorporating Ball Or Roller Bearings And Plain Shaft Bearings		8		10
	848340	Gears And Gearing; (not Toothed Wheels, Chain Sprockets And Other Transm	12	0	538	30

https://diy.bps.go.id

Tabel 2. Ekspor Provinsi Asal Barang Dirinci Menurut Kode HS6 Digit, 2020—2021

Provinsi Asal	Kode HS 6	Deskripsi HS 6 Digit	Berat Bersih (Kg)		Nilai FOB (US$)	
			2020	2021	2020	2021
(1)	(2)	(3)	(4)	(5)	(6)	(7)
DI Yogyakarta						
	848420	Seals; Mechanical		1		20
	848790	Machinery Parts; Not Containing Electrical Connectors, Insulators, Coils, Contacts Or Other Ele		35		2.000
	850131	Electric Motors And Generators; Dc, Of An Output Not Exceeding 750w	2		197	
	850140	Electric Motors; Ac Motors, Single-phase	5		50	
	850151	Electric Motors; Ac Motors, Multi-phase, Of An Output Not Exceeding 750w	12		443	
	850421	Electrical Transformers; Liquid Dielectric, Having A Power Handling Capacity I	2	31	18	947
	850432	Transformers; N.e.c. In Item No. 8504.2, Having A Power Handling Capacity Exceeding 1kva Bu		4		99
	850440	Electrical Static Converters	38	77	52	2.728
	850490	Electrical Transformers, Static Converters And Inductors; Parts Thereof	26	11	786	53
	850610	Cells And Batteries; Primary, Manganese Dioxide		1		2
	850760	Electric Accumulators; Lithium-ion, Including Separators, Whether Or Not Rec	0	7	5	826
	851140	Ignition Or Starting Equipment; Starter Motors And Dual Purpose Starter-generators, Of A Kind		2		98
	851590	Welding, Brazing Or Soldering Machines; Parts Of The Machines Of Heading N	1		8	
	851660	Ovens, Cookers, Cooking Plates, Boiling Rings, Grillers And Roasters; Of A Kin	6		680	
	851718	Telephone Sets N.e.c. In Item No. 8517.1		1		50
	851762	Communication Apparatus (excluding Telephone Sets Or Base Stations); Mac	12	19	1.745	3.539
	851769	Communication Apparatus (excluding Telephone Sets Or Base Stations); Mac	1		112	
	851810	Microphones And Stands Therefor		8		667
	851829	Loudspeakers; Not Mounted In Their Enclosures	28		1.999	
	851830	Headphones And Earphones, Whether Or Not Combined With A Microphone	14	66	1.212	1.552
	851840	Amplifiers; Audio-frequency Electric	41	1	291	14
	851890	Microphones, Headphones, Earphones, Amplifier Equipment; Parts Of The Ec	21	4	712	102
	852290	Sound Or Video Recording Or Reproducing Apparatus; Parts And Accessories Thereof, Other Th		2		29
	852321	Magnetic Media; Cards Incorporating A Magnetic Stripe, Whether Or Not Rec	1		34	
	852329	Magnetic Media; Other Than Cards Incorporating A Magnetic Stripe, Whethe	4	4	144	90
	852351	Semiconductor Media; Solid-state Non-volatile Storage Devices, Whether Or	2	7	12	104
	852352	Semiconductor Media; Smart Cards, Whether Or Not Recorded, Excluding Pr	1		1	
	852380	Media N.e.c. In Heading 8523, Whether Or Not Recorded, Excluding Products	6	3	67	61
	852550	Transmission Apparatus For Radio-broadcasting Or Television, Whether Or Not Incorporating S		1		164
	852560	Transmission Apparatus For Radio-broadcasting Or Television, Whether Or Not Incorporating S		1		48
	852712	Radio Broadcast Receivers Capable Of Operating Without An External Power Source; Pocket-si		3		25
	852721	Radio-broadcast Receivers Not Capable Of Operating Without An External Source Of Power, Of		5		25
	852852	Monitors; Other Than Cathode-ray Tube; Capable Of Directly Connecting To A	33	104	3.632	19.737
	852859	Monitors Other Than Cathode-ray Tube; N.e.c. In Subheading 8528.52, Whet	2		200	
	852871	Reception Apparatus For Television, Whether Or Not Incorporating Radio-broadcast Receivers		3		75
	852872	Reception Apparatus For Television, Whether Or Not Incorporating Radio-broadcast Receivers		4		3
	853120	Signalling Apparatus; Electric, Sound Or Visual, Indicator Panels Incorporating Liquid Crystal De		7		10
	853225	Electrical Capacitors; Fixed, Dielectric Of Paper Or Plastics		0		9
	853649	Electrical Apparatus; Relays, For A Voltage Exceeding 60 Volts		3		357
	853690	Electrical Apparatus; N.e.c. In Heading No. 8536, For Switching Or Protecting	1	2	104	219
	853710	Boards, Panels, Consoles, Desks And Other Bases; For Electric Control Or The Distribution Of El		4		10
	853810	Electrical Apparatus; Parts (e.g. Boards, Panels, Consoles, Desks, Cabinets, Ot	7	10	81	3.076
	853890	Electrical Apparatus; Parts Suitable For Use Solely Or Principally With The Ap	22		3.016	
	853910	Lamps; Sealed Beam Units	19		95	
	853921	Lamps; Filament, (excluding Ultra-violet Or Infra-red), Tungsten Halogen	16		88	
	854231	Electronic Integrated Circuits; Processors And Controllers, Whether Or Not Co	2	42	798	300
	854290	Parts Of Electronic Integrated Circuits	18	1	109	69
	854330	Electrical Machines And Apparatus; For Electroplating, Electrolysis Or Electro	1		2	
	854370	Electrical Machines And Apparatus; Having Individual Functions, Not Specifie	2	3	304	207
	854419	Insulated Electric Conductors; Winding Wire, (of Other Than Copper)	8		864	
	854420	Insulated Electric Conductors; Co-axial Cable And Other Co-axial Electric Conductors		8		107
	854430	Insulated Electric Conductors; Ignition Wiring Sets And Other Wiring Sets Of A Kind Used In Vel		5		794
	854442	Insulated Electric Conductors; For A Voltage Not Exceeding 1000 Volts, Fitted	0	1	0	0
	854449	Insulated Electric Conductors; For A Voltage Not Exceeding 1000 Volts, Not Fi	3	6	1.141	604
	860799	Railway Or Tramway Rolling Stock; Parts N.e.c. In Heading No. 8607	19		105	
	870110	Tractors; Single Axle	36.987	28.957	203.399	175.351
	870191	Tractors; N.e.c. In Heading No 8701 (other Than Tractors Of Heading No 8709); Of An Engine P		7.311		28.414
	870195	Tractors; N.e.c. In Heading No 8701 (other Than Tractors Of Heading No 8709	7.274	1.655	28.771	6.319
	870323	Vehicles; With Only Spark-ignition Internal Combustion Reciprocating Piston I	1.500	2.250	6.999	2.500
	870333	Vehicles; With Only Compression-ignition Internal Combustion Piston Engine	2.250		14.490	

https://jogjaprogo.id

Tabel 2. Ekspor Provinsi Asal Barang Dirinci Menurut Kode HS6 Digit, 2020—2021

Provinsi Asal	Kode HS 6	Deskripsi HS 6 Digit	Berat Bersih (Kg)		Nilai FOB (US$)	
			2020	2021	2020	2021
(1)	(2)	(3)	(4)	(5)	(6)	(7)
DI Yogyakarta						
	870810	Vehicles; Bumpers And Parts Thereof, For The Vehicles Of Heading No. 8701	1	101	440	1.836
	870829	Vehicles; Parts And Accessories, Of Bodies, Other Than Safety Seat Belts	1	1	25	1
	870830	Vehicle Parts; Brakes, Servo-brakes And Parts Thereof	1		3.447	
	870840	Vehicle Parts; Gear Boxes And Parts Thereof		1		1
	870899	Vehicle Parts And Accessories; N.e.c. In Heading No. 8708	14	42	250	638
	871110	Motorcycles (including Mopeds) And Cycles; Fitted With An Auxiliary Motor,	1.060	750	11.781	4.200
	871120	Motorcycles (including Mopeds) And Cycles; Fitted With An Auxiliary Motor,	1.670		22.583	
	871200	Bicycles And Other Cycles; Including Delivery Tricycles, Not Motorised	473	1.390	3.199	2.579
	871410	Motorcycles (including Mopeds); Parts And Accessories	46	90	494	1.348
	871420	Carriages For Disabled Persons; Parts And Accessories Thereof	78		6.928	
	871491	Cycles; Frames And Forks, And Parts Thereof		22		404
	871496	Cycles; Parts, Pedals And Crank-gear, And Parts Thereof		2		300
	871499	Cycles; Parts Thereof, N.e.c. In Item No. 8714.9	27		81	
	871690	Trailers, Semi-trailers And Other Vehicles Not Mechanically Propelled; Parts T	4	61	6	709
	880400	Parachutes (including Dirigible Parachutes And Paragliders) And Rotochutes; Parts Thereof And		299		60.669
	900130	Lenses, Contact; Unmounted, Of Any Material, Excluding Elements Of Glass N	183		999	
	900190	Optical Elements; Lenses N.e.c. In Heading No. 9001, Prisms, Mirrors And Oth	26	1	59	42
	900390	Frames And Mountings; Parts For Spectacles, Goggles Or The Like	1		4	
	900490	Spectacles, Goggles And The Like; (other Than Sunglasses) Corrective, Protect	1		93	
	900699	Photographic Flashlight Apparatus; Parts And Accessories, For Other Than Ca	21		74	
	901180	Microscopes, Compound Optical; (other Than Stereoscopic And Microscopes For Photomicrogr		3		0
	901420	Navigational Instruments And Appliances; For Aeronautical Or Space Navigation (excluding Cor		0		16
	901510	Rangefinders	86		448	
	901819	Medical, Surgical Instruments And Appliances; Electro-diagnostic Apparatus (	38	12	1.410	925
	901839	Medical, Surgical Instruments And Appliances; Catheters, Cannulae And The Like		1		2
	901849	Dental Instruments And Appliances; Other Than Dental Drill Engines		5		2.100
	901890	Medical, Surgical Or Dental Instruments And Appliances; N.e.c. In Heading No	1	2	212	21
	902000	Breathing Appliances And Gas Masks; Excluding Protective Masks Having Neit	135	23	3.987	344
	902110	Orthopaedic Or Fracture Appliances		8		0
	902290	Apparatus Based On Use Of X-rays And Similar; Parts And Accessories (x-ray (	334		5.700	
	902300	Instruments, Apparatus And Models; Designed For Demonstrational Purposes	1.344	1	1.713	157
	902480	Machines And Appliances; For Testing The Hardness, Strength, Compressibility, Elasticity Or Ot		240		690
	902610	Instruments And Apparatus; For Measuring Or Checking The Flow Or Level Of Liquids		1		92
	902680	Instruments And Apparatus; For Measuring Or Checking Variables Of Liquids Or Gases (excludi		2		15
	902790	Microtomes And Parts And Accessories Thereof		0		104
	903149	Optical Instruments And Appliances; For Measuring Or Checking, N.e.c. In Ch	25		7.835	
	903180	Instruments, Appliances And Machines; For Measuring Or Checking N.e.c. In	19		10.293	
	903190	Instruments, Appliances And Machines; Parts And Accessories For Those Mea	53	1	1.697	152
	903210	Regulating Or Controlling Instruments And Apparatus; Automatic Type, Thermostats		2		20
	903289	Regulating Or Controlling Instruments And Apparatus; Automatic, Other Than Hydraulic Or Pne		1		41
	910111	Wrist-watches; Electrically Operated, With Or Without A Stop-watch, With Case Of Precious M		4		219
	910119	Wrist-watches; Electrically Operated, With Or Without A Stop-watch, With Ca	8	1	1.084	125
	910121	Wrist-watches; (not Electrically Operated), Automatic Winding, Whether Or N	45	1	6.031	26
	910129	Wrist-watches; (not Electrically Operated), (not Automatic Winding), Whethe	24		1.274	
	910199	Pocket-watches And Other Watches, Including Stop-watches; (excluding Wris	27	13	18.193	1.120
	910211	Wrist-watches; Electrically Operated, With Or Without A Stop-watch, (other T	6	6	851	284
	910219	Wrist-watches; Electrically Operated, With Or Without A Stop-watch, (other Than Those Of He		1		47
	910221	Wrist-watches; Whether Or Not Incorporating A Stop-watch Facility, With Au	11	4	34.319	247
	910229	Wrist-watches; Whether Or Not Incorporating A Stop-watch Facility, With Oth	42	5	5.450	1.005
	910291	Pocket Watches And Other Watches, Including Stop-watches; (excluding Wris	0		200	
	910299	Pocket Watches And Other Watches, Including Stop-watches; (excluding Wris	8	2	573	145
	910519	Clocks; (excluding Those With Watch Movements And Instrument Panel Cloc	38		225	
	911011	Watches; Complete Movements, Unassembled Or Partly Assembled (movement Sets)		7		473
	911090	Clocks; Movements, Whether Or Not Complete, Incomplete, Assembled Or U	1	3	88	131
	911190	Watch Cases And Parts Thereof	0		47	
	920290	Musical Instruments; String, Played Other Than With A Bow (e.g. Guitars And	710	209	5.672	1.514
	920590	Musical Instruments; Wind, Other Than Brass, (eg. Clarinet, Bagpipes, Pipe O	2		30	
	920600	Musical Instruments; Percussion (e.g. Drums, Xylophones, Cymbals, Castanet	1.871	17.908	68.934	219.879
	920790	Musical Instruments; (other Than Keyboard), The Sound Of Which Is Produce	182	173	2.017	1.579
	920810	Musical Boxes		35		365

https://www.bps.go.id

Tabel 2. Ekspor Provinsi Asal Barang Dirinci Menurut Kode HS6 Digit, 2020—2021

Provinsi Asal	Kode HS 6	Deskripsi HS 6 Digit	Berat Bersih (Kg)		Nilai FOB (US$)	
			2020	2021	2020	2021
(1)	(2)	(3)	(4)	(5)	(6)	(7)
DI Yogyakarta						
	920890	Fairground And Mechanical Street Organs, Mechanical Singing Birds, Musical	514		958	
	920991	Musical Instruments; Parts And Accessories For Pianos		1		5
	920992	Musical Instruments; Parts And Accessories For String Musical Instruments O	4	63	209	1.500
	920999	Musical Instruments; Parts And Accessories For Musical Instruments N.e.c. In	63	14	4.103	357
	930700	Arms; Swords, Cutlasses, Bayonets, Lances And The Like, Parts Thereof And S	1	304	39	7.182
	940120	Seats; Of A Kind Used For Motor Vehicles	42	2.245	279	4.140
	940152	Seats; Of Bamboo	2.065	1.118	4.788	3.106
	940153	Seats; Of Rattan	112.999	149.964	473.450	626.620
	940159	Seats; Of Cane, Osier Or Similar Materials, Other Than Bamboo Or Rattan	999	3.522	10.007	35.936
	940161	Seats; With Wooden Frames, Upholstered, (excluding Medical, Surgical, Dent	109.865	208.399	802.616	1.413.515
	940169	Seats; With Wooden Frames, Not Upholstered, (excluding Medical, Surgical, I	3.131.187	4.855.324	10.961.327	15.936.419
	940171	Seats; With Metal Frames, Upholstered, (excluding Medical, Surgical, Dental,	7.917	3.870	15.333	37.320
	940179	Seats; With Metal Frames, Not Upholstered, (excluding Medical, Surgical, Der	76.929	57.973	492.656	227.151
	940180	Seats; N.e.c. In Heading No. 9401, (excluding Medical, Surgical, Dental, Veteri	1.126	1.388	4.358	9.081
	940290	Furniture; For Medical, Surgical, Veterinary Use (e.g. Operating Tables, Exami	1.725.224	1.829.730	7.238.143	7.814.556
	940310	Furniture; Metal, For Office Use	86.158	40.019	302.513	170.095
	940320	Furniture; Metal, Other Than For Office Use	186.186	238.740	648.657	997.447
	940330	Furniture; Wooden, For Office Use	233.965	229.781	872.119	959.946
	940340	Furniture; Wooden, For Kitchen Use	60.749	121.179	332.645	616.641
	940350	Furniture; Wooden, For Bedroom Use	436.647	485.665	2.003.406	2.162.628
	940360	Furniture; Wooden, Other Than For Office, Kitchen Or Bedroom Use	8.774.839	10.695.395	30.755.567	40.461.898
	940370	Furniture; Plastic	46.459	33.998	406.517	284.387
	940382	Furniture; Of Bamboo	130.773	85.496	183.572	189.821
	940383	Furniture; Of Rattan	178.443	249.134	986.624	2.071.077
	940389	Furniture; Of Cane, Osier, Or Similar Materials (other Than Bamboo Or Rattar	579.031	604.175	909.748	630.532
	940410	Mattress Supports	4.259	1.692	14.992	8.050
	940421	Mattresses; Of Cellular Rubber Or Plastics, Whether Or Not Covered	291	1	4.272	24
	940429	Mattresses; Of Other Materials, Not Cellular Rubber Or Plastics	708	2.310	10.911	25.148
	940430	Sleeping Bags	5	4	87	1
	940490	Bedding And Similar Furnishing Articles; N.e.c. In Heading No. 9404 (e.g. Quil	88.629	75.518	777.175	727.850
	940550	Lamps And Light Fittings; Non-electric	19.363	13.476	169.870	191.137
	940591	Lamps And Light Fittings; Parts Thereof, Of Glass	18	37	29	91
	940592	Lamps And Light Fittings; Parts Thereof, Of Plastics		5		252
	940599	Lamps And Light Fittings; Parts Thereof, Of Materials Other Than Glass Or Pla	12.859	21.762	137.173	166.048
	940610	Buildings; Prefabricated, Of Wood	13.472	5.398	41.453	52.721
	940690	Buildings; Prefabricated, Not Of Wood	84.343	96.059	133.434	98.158
	950300	Tricycles, Scooters, Pedal Cars And Similar Wheeled Toys; Dolls' Carriages; Dc	11.866	8.861	126.867	149.051
	950420	Billiard Articles And Accessories Of All Kinds	2.709	4.141	57.869	84.531
	950430	Games; Operated By Coins, Banknotes, Bank Cards, Tokens Or By Other Mear	0		3	
	950450	Games; Video Game Consoles And Machines, Other Than Those Of Subheading 9504.30		1		50
	950490	Games; Articles For Funfair, Table Or Parlour Games, Including Pintables, Special Tables For Ca		1		1
	950510	Christmas Festivity Articles	33	16	237	239
	950590	Festive, Carnival Or Other Entertainment Articles Including Novelty Jokes Anc	23	37	298	354
	950629	Water Sport Equipment; Water-skis, Surf-boards And Other Water-sport Equi	38	3	148	473
	950631	Golf Clubs; Complete	75		2.150	
	950639	Golf Equipment; Other Than Clubs And Balls	372	18	8.080	1.116
	950640	Table-tennis Articles And Equipment	5		1.055	
	950691	Athletics And Gymnastics Equipment	128	0	1.213	1
	950699	Equipment For Outdoor Games And Recreation N.e.c. In Heading No. 9506	20	49	966	305
	950720	Fish-hooks; Whether Or Not Snelled		5		1.321
	950790	Fishing Tackle N.e.c., Butterfly Nets, Decoy Birds (other Than Those Of Headir	16	3	2.231	103
	960190	Bone, Tortoise Shell, Horn, Antlers, Coral, Mother-of-pearl And Other Animal	78.674	6.556	30.615	58.563
	960200	Vegetable, Mineral Carving Material And Articles Of These Materials, Moulde	2.842	3.308	32.211	17.058
	960310	Brooms And Brushes; Consisting Of Twigs Or Other Vegetable Materials Boun	13.854	9.730	66.007	98.608
	960390	Brooms, Brushes, Mops, Feather Dusters, Squeegees, Hand Operated Mechanical Floor Sweep		0		1
	960500	Travel Sets; For Personal Toilet, Sewing, Shoe Or Clothes Cleaning		2		294
	960610	Press-fasteners, Snap-fasteners, Press-studs And Parts Therefor	26		624	
	960621	Buttons; Of Plastics, Not Covered With Textile Material	1		13	
	960629	Buttons; Of Other Than Base Metal Or Plastics, Not Covered With Textile Mat	342	56	12.914	2.073
	960630	Button Moulds And Other Parts Of Buttons; Button Blanks		8		14

https://www.bps.go.id

Tabel 2. Ekspor Provinsi Asal Barang Dirinci Menurut Kode HS6 Digit, 2020—2021

Provinsi Asal	Kode HS 6	Deskripsi HS 6 Digit	Berat Bersih (Kg)		Nilai FOB (US$)	
			2020	2021	2020	2021
(1)	(2)	(3)	(4)	(5)	(6)	(7)
DI Yogyakarta						
	960711	Slide Fasteners; Fitted With Chain Scoops Of Base Metal		1		220
	960719	Slide Fasteners; Other Than Those Fitted With Chain Scoops Of Base Metal	0	1	2	12
	960810	Pens; Ball Point	19		93	
	960840	Pencils; Propelling Or Sliding		1		2
	960850	Pen And Pencil Sets; Of Articles From Two Or More Of The Foregoing Sub-hea	4		15	
	960899	Pens And Pencils; Duplicating Stylos, Pen-holders, Pencil-holders, And Similar	3	0	9	16
	961100	Stamps; Date, Numbering, Sealing Stamps And The Like (including Devices Fo	10		424	
	961590	Hairpins, Curling Pins, Curling Grips, Hair Curlers And The Like (not Those Of H	168		94	
	961610	Scent Sprays And Similar Toilet Sprays, And Mounts And Heads Therefor		23		0
	961620	Powder Puffs And Pads; For The Application Of Cosmetics Or Toilet Preparations		200		16.237
	961800	Tailors' Dummies And Other Lay Figures; Automata And Other Animated Displays Used For Shc		51		988
	961900	Sanitary Towels (pads) And Tampons, Napkins And Napkin Liners For Babies /	2.357	1	37	4
	999910	Postal packages n.c.a.k	28.642	28.387	904.228	428.989
	040310	Dairy Produce; Yoghurt, Whether Or Not Concentrated Or Containing Added	21		5	
	041000	Animal Products; Edible, N.e.c. In This Or Other Chapters	37	184	18.132	121.068
	340213	Organic Surface-active Agents; Non-ionic (other Than Soap), Whether Or Not Put Up For Retail		1		3
	340220	Washing And Cleaning Preparations; Surface-active, Whether Or Not Contain	50		20	
	382200	Reagents; Diagnostic Or Laboratory Reagents On A Backing And Prepared Diagnostic Or Labora		0		42
	390720	Polyethers; In Primary Forms, Excluding Polyacetals	0		30	
	441294	Blockboard, Laminboard And Battenboard (not Bamboo, And Other Than Plyv	4	187.846	5	95.540
	441400	Wooden Frames; For Paintings, Photographs, Mirrors Or Similar Objects	91.447	113.291	273.694	376.680
	441810	Wood; Windows, French-windows And Their Frames		1.200		298
	441820	Wood; Doors And Their Frames And Thresholds	1.355	10.288	3.483	30.225
	442010	Wood; Statuettes And Other Ornaments Of Wood	1.807.038	1.828.986	5.372.777	6.101.831
	490591	Maps And Hydrographic Or Similar Charts; Printed In Book Form, Including Atlases, Topograph		2		128
	490599	Maps And Hydrographic Or Similar Charts; (printed Other Than In Book Form	20	14	55	1.252
	570330	Carpets And Other Textile Floor Coverings; Tufted, Of Man-made Textile Mat	660		650	
	620112	Coats; Men's Or Boys', Overcoats, Raincoats, Car-coats, Capes, Cloaks And Similar Articles, Of C		4		190
	620193	Anoraks (including Ski-jackets), Wind-cheaters, Wind-jackets And Similar Artic	613		7.535	
	620119	Coats; Men's Or Boys', Overcoats, Raincoats, Car-coats, Capes, Cloaks And Sir	57.075	88.934	3.000.194	4.392.817
	620213	Coats; Women's Or Girls', Overcoats, Raincoats, Car-coats, Capes, Cloaks And Similar Articles, C		7		446
	620293	Anoraks (including Ski-jackets), Wind-cheaters, Wind-jackets And Similar Artic	0		9	
	620219	Coats; Women's Or Girls', Overcoats, Raincoats, Car-coats, Capes, Cloaks And	692	68.459	16.615	555.407
	681510	Stone Articles And Articles Of Other Mineral Substances; Non-electrical Articl	19.664	10.565	11.637	9.424
	741910	Copper; Chain And Parts Thereof	1	1	40	205
	741991	Copper; Cast, Moulded, Stamped Or Forged, But Not Further Worked	63	686	2.735	11.970
	741999	Copper; Articles N.e.c. In Heading No. 7419	1.801	5.789	9.382	44.010
	851712	Telephones For Cellular Networks Or For Other Wireless Networks	4	17	1.940	2.710
	851770	Telephone Sets And Other Apparatus For The Transmission Or Reception Of \	2		885	
	852580	Television Cameras, Digital Cameras And Video Camera Recorders	3	53	351	8.681
	854890	Electrical Parts Of Machinery Or Apparatus; N.e.c. In Chapter 85		22		1.343
	880310	Aircraft And Spacecraft; Propellers And Rotors And Parts Thereof		15		50
	880330	Aircraft And Spacecraft; Parts Of Aeroplanes Or Helicopters N.e.c. In Heading No. 8803		1		61
	880390	Aircraft And Spacecraft; Parts Thereof N.e.c. In Chapter 88		17		2.600
	890391	Sailboats; With Or Without Auxiliary Motor, For Pleasure Or Sports, Other Th	210		2.700	
	940540	Lamps And Light Fittings; Electric, N.e.c. In Heading No. 9405	2	12.507	11	29.062
	902780	Instruments And Apparatus; For Physical Or Chemical Analysis, For Measurin	1		106	
	940190	Seat; Parts	280	1.186	2.080	14.561
	940390	Furniture; Parts	33.879	42.331	110.097	116.117
	940510	Chandeliers And Other Electric Ceiling Or Wall Light Fittings; Excluding Those	2.628	29.481	49.087	315.295
	940520	Lamps, Electric; Floor-standing Or For Table, Desk Or Bedside	12.785	22.668	119.550	133.037
	940560	Illuminated Signs, Name Plates And The Like	186	120	937	795
	970110	Paintings, Drawings And Pastels; Executed Entirely By Hand, Other Than Drav	23.986	16.534	234.926	156.383
	970190	Artwork; Collages And Similar Decorative Plaques	7.978	7.296	232.795	64.307
	970300	Sculptures And Statuary; Original, In Any Material	41.627	74.754	261.943	244.736
Total DI Yogyakarta			**68.198.221**	**83.657.456**	**398.844.371**	**557.319.088**

https://jogja.bps.go.id

Tabel 2. Ekspor Provinsi Asal Barang Dirinci Menurut Kode HS6 Digit, 2020—2021

Provinsi Asal	Kode HS 6	Deskripsi HS 6 Digit	Berat Bersih (Kg)		Nilai FOB (US$)	
			2020	2021	2020	2021
(1)	(2)	(3)	(4)	(5)	(6)	(7)
Jawa Timur						
	010410	Sheep; Live	56.076		314.020	
	010619	Mammals; Live, Other Than Primates, Whales, Dolphins, Porpoises (mamma	205	85	300	3.785
	010620	Reptiles; Live (including Snakes And Turtles)	5.904	238	66.953	62.585
	010639	Birds; Live, Other Than Birds Of Prey, Psittaciformes, Ostriches And Emus (dromaius Novaehol		135		1.746
	010690	Animals; Live, N.e.c. In Chapter 01, Other Than Mammals, Reptiles, Birds An	400		1.940	
	020712	Meat And Edible Offal; Of Fowls Of The Species Gallus Domesticus, Not Cut I	136.011	119.707	183.025	174.836
	020713	Meat And Edible Offal; Of Fowls Of The Species Gallus Domesticus, Cuts And Offal, Fresh Or C		1.976		2.304
	020714	Meat And Edible Offal; Of Fowls Of The Species Gallus Domesticus, Cuts And Offal, Frozen		2.721		9.480
	020850	Meat And Edible Meat Offal; Of Reptiles (including Snakes And Turtles), Fres	27.795	62.258	24.958	87.319
	020890	Meat And Edible Meat Offal; N.e.c. In Chapter 2, Fresh, Chilled Or Frozen	901.152	944.637	6.159.740	6.276.094
	021020	Meat; Salted, In Brine, Dried Or Smoked, Of Bovine Animals	2		32	
	021093	Meat And Edible Meat Offal; Salted, In Brine, Dried Or Smoked, And Edible F	55.356	220.260	413.922	3.085.402
	021099	Meat And Edible Meat Offal; Salted, In Brine, Dried Or Smoked, And Edible Flours And Meals		13.539		52.765
	030111	Fish; Live, Ornamental, Freshwater	635	164	8.175	2.290
	030119	Fish; Live, Ornamental, Other Than Freshwater	23.230	54.832	317.523	205.716
	030192	Fish; Live, Eels (anguilla Spp.)	11.025	25	42.394	71
	030199	Fish; Live, N.e.c. In Heading 0301	40.253	39.100	202.219	272.881
	030229	Fish; Fresh Or Chilled, Flat Fish, N.e.c. In Item No. 0302.2, Excluding Fillets, F	10.645	31.743	18.669	55.615
	030232	Fish; Fresh Or Chilled, Yellowfin Tunas (thunnus Albacares), Excluding Fillets, Fish Meat Of 030		27.962		75.591
	030239	Fish; Fresh Or Chilled, Tuna, N.e.c. In Item No. 0302.3, Excluding Fillets, Fish	24.016		21.534	
	030249	Fish; Fresh Or Chilled, N.e.c. In Item No. 0302.4, Excluding Fillets, Fish Meat	640.028	679.796	2.153.093	2.838.230
	030272	Fish; Fresh Or Chilled, Catfish (pangasius Spp., Silurus Spp., Clarias Spp., Ictalurus Spp.), Excluc		50		200
	030282	Fish; Fresh Or Chilled, Rays And Skates (rajidae), Excluding Fillets, Fish Meat	88.980	61.070	266.940	109.905
	030289	Fish; Fresh Or Chilled, N.e.c. In Heading 0302, Excluding Fillets, Fish Meat Of	2.930.132	2.842.442	7.250.831	7.330.991
	030311	Fish; Frozen, Pacific Salmon, Sockeye Salmon (red Salmon) (oncorhynchus N	2.731	13.210	34.091	214.444
	030312	Fish; Frozen, Pacific Salmon (oncorhynchus Gorbuscha/keta/tschawytscha/ I	41.340		145.866	
	030313	Fish; Frozen, Atlantic Salmon (salmo Salar) And Danube Salmon (hucho Hucho), Excluding Fille		3		6
	030319	Fish; Frozen, Salmonidae, N.e.c. In Item No. 0303.1, Excluding Fillets, Fish M	28.240	2.449	49.640	7.192
	030323	Fish; Frozen, Tilapias (oreochromis Spp.), Excluding Fillets, Fish Meat Of 030	13.200	6.375	34.320	17.165
	030324	Fish; Frozen, Catfish (pangasius Spp., Silurus Spp., Clarias Spp., Ictalurus Spp	2.460.873	1.534.305	3.718.007	2.718.731
	030326	Fish; Frozen, Eels (anguilla Spp.), Excluding Fillets, Fish Meat Of 0304, And E	5.369.054	4.557.710	6.682.230	4.373.618
	030331	Fish; Frozen, Halibut (reinhardtius Hippoglossoides, Hippoglossus Hippoglos	50.164	34.630	67.308	41.748
	030333	Fish; Frozen, Sole (solea Spp.), Excluding Fillets, Fish Meat Of 0304, And Edib	22.114	3.002	23.979	3.568
	030341	Fish; Frozen, Albacore Or Longfinned Tunas (thunnus Alalunga), Excluding Fi	143.797	59.807	292.878	210.590
	030342	Fish; Frozen, Yellowfin Tunas (thunnus Albacares), Excluding Fillets, Fish Me	679.927	1.295.932	1.142.543	2.901.908
	030343	Fish; Frozen, Skipjack Or Stripe-bellied Bonito, Excluding Fillets, Fish Meat Of	4.969.794	1.716.400	6.329.498	2.401.591
	030344	Fish; Frozen, Bigeye Tunas (thunnus Obesus), Excluding Fillets, Fish Meat Of	75.000		104.225	
	030349	Fish; Frozen, Tuna, N.e.c. In Item No. 0303.4, Excluding Fillets, Fish Meat Of	744.381	160.503	1.032.512	444.069
	030353	Fish; Frozen, Sardines (sardina Pilchardus, Sardinops Spp.), Sardinella (sardir	445.600	387.138	276.980	329.924
	030354	Fish; Frozen, Mackerel (scomber Scombrus, Scomber Australasicus, Scombe	489.805	583.607	1.429.045	1.517.443
	030355	Fish; Frozen, Jack And Horse Mackerel (trachurus Spp.), Excluding Fillets, Fis	84.843		79.454	
	030356	Fish; Frozen, Cobia (rachycentron Canadum), Excluding Fillets, Fish Meat Of	180.905	67.134	196.019	92.623
	030359	Fish; Frozen, N.e.c. In Item No. 0303.5, Excluding Fillets, Fish Meat Of 0304,	8.308.116	3.631.172	17.357.469	9.656.565
	030369	Fish; Frozen, Of Bregmacerotidae, Euclichthyidae, Gadidae, Macrouridae, M	70.257	163.090	128.527	277.126
	030381	Fish; Frozen, Dogfish And Other Sharks, Excluding Fillets, Fish Meat Of 0304,	3.600	9.982	21.318	57.314
	030382	Fish; Frozen, Rays And Skates (rajidae), Excluding Fillets, Fish Meat Of 0304,	55.020	85.364	90.268	131.303
	030384	Fish; Frozen, Seabass (dicentrarchus Spp.), Excluding Fillets, Fish Meat Of 03	23.161	27.402	49.271	59.384
	030389	Fish; Frozen, N.e.c. In Heading 0303, Excluding Fillets, Fish Meat Of 0304, Ar	63.633.257	48.555.632	100.267.295	79.436.656
	030391	Fish; Frozen, Livers, Roes And Milt	640.003	769.064	5.568.883	10.308.905
	030392	Fish; Frozen, Shark Fins	3.781	1.423	194.807	83.548
	030399	Fish; Frozen, Fish Fins (other Than Shark Fins), Heads, Tails, Maws And Othe	92.818	128.142	86.796	212.963
	030433	Fish Fillets; Fresh Or Chilled, Nile Perch (lates Niloticus)	342		240	
	030449	Fish Fillets; Fresh Or Chilled, Other Than Fish Of Heading 0304.4	10.658	11.408	172.781	85.026
	030457	Fish Meat; Excluding Fillets, Whether Or Not Minced; Fresh Or Chilled, Rays And Skates (rajida		630		945
	030459	Fish Meat; Excluding Fillets, Whether Or Not Minced; Fresh Or Chilled, Of Fis	48.000	422.080	137.783	1.221.407
	030462	Fish Fillets; Frozen, Catfish (pangasius Spp., Silurus Spp., Clarias Spp., Ictalur	3.310		8.655	
	030469	Fish Fillets; Frozen, Carp (cyprinus/carassius/ctenopharyngodon Idellus/hyp	10.776		19.397	
	030471	Fish Fillets; Frozen, Cod (gadus Morhua, Gadus Ogac, Gadus Macrocephalus	5		5	
	030472	Fish Fillets; Frozen, Haddock (melanogrammus Aeglefinus)		29.293		176.524
	030481	Fish Fillets; Frozen, Salmon, Pacific (oncorhynchus Nerka, Oncorhynchus Go	387.499	145.285	1.963.386	574.637

https://jatim.bps.go.id

Tabel 2. Ekspor Provinsi Asal Barang Dirinci Menurut Kode HS6 Digit, 2020—2021

Provinsi Asal	Kode HS 6	Deskripsi HS 6 Digit	Berat Bersih (Kg)		Nilai FOB (US$)	
			2020	2021	2020	2021
(1)	(2)	(3)	(4)	(5)	(6)	(7)
Jawa Timur						
	030482	Fish Fillets; Frozen, Trout (salmo Trutta, Oncorhynchus Mykiss, Oncorhynchu	75.604	66.783	770.182	586.178
	030483	Fish Fillets; Frozen, Flat Fish (pleuronectidae, Bothidae, Cynoglossidae, Solei	11.584		45.333	
	030484	Fish Fillets; Frozen, Swordfish (xiphias Gladius)	3.523	2.043	39.876	20.746
	030487	Fish Fillets; Frozen, Tunas (of The Genus Thunnus), Skipjack Or Stripe-bellied	4.767.326	3.149.673	40.386.483	24.594.371
	030488	Fish Fillets; Frozen, Dogfish, Other Sharks, Rays And Skates (rajidae)		3		3
	030489	Fish Fillets; Frozen, Of Fish N.e.c. In Heading 0304.8	9.891.664	14.086.125	56.830.745	79.511.996
	030495	Fish Meat, Excluding Fillets, Whether Or Not Minced; Frozen, Of The Families Bregmacerotida		8.300		18.762
	030499	Fish Meat, Excluding Fillets, Whether Or Not Minced; Frozen, N.e.c. In Item I	15.765.059	11.722.621	43.793.313	34.654.225
	030520	Fish; Livers, Roes And Milt Of Fish, Dried, Smoked, Salted Or In Brine	282.396	10.290	2.946.107	1.384.902
	030539	Fish Fillets; Dried, Salted Or In Brine, But Not Smoked, N.e.c. In Item No. 030	53.480	22.600	80.010	32.390
	030549	Fish; Smoked, Whether Or Not Cooked Before Or During Smoking, N.e.c. In I	436.959	95.757	1.782.200	734.251
	030554	Dried Herrings, Anchovies, Sardines, Sardinella, Brisling Or Sprats, Mackerel	82.544	7.441	82.853	22.604
	030559	Fish; Dried, Whether Or Not Salted But Not Smoked, Other Than Edible Fish	945.209	359.138	3.188.930	1.787.835
	030561	Fish; Salted Or In Brine, Not Dried Or Smoked, Other Than Edible Fish Offal,	6.264		13.830	
	030563	Fish; Salted Or In Brine, Not Dried Or Smoked, Other Than Edible Fish Offal,	350.959	209.492	3.285.584	2.478.940
	030569	Fish; Salted Or In Brine, Not Dried Or Smoked, Other Than Edible Fish Offal,	60.148		159.388	
	030571	Fish; Edible Offal, Shark Fins	125.947	260.723	2.391.216	6.099.319
	030572	Fish; Edible Offal, Fish Heads, Tails And Maws	112.371	121.999	1.866.266	1.181.916
	030579	Fish; Edible Offal, Other Than Shark Fins, Fish Heads, Tails And Maws	12.669	30.029	120.310	203.720
	030611	Crustaceans; Frozen, Rock Lobsters And Other Sea Crawfish (palinurus Spp.,	127.981	95.820	1.904.433	876.262
	030612	Crustaceans; Frozen, Lobsters (homarus Spp.), In Shell Or Not, Smoked, Coo	57.300		361.071	
	030614	Crustaceans; Frozen, Crabs, In Shell Or Not, Smoked, Cooked Or Not Before	475.959	433.743	6.289.933	6.002.830
	030615	Crustaceans; Frozen, Norway Lobsters (nephrops Norvegicus), In Shell Or Nc	395	855	1.882	4.172
	030616	Crustaceans; Frozen, Cold-water Shrimps And Prawns (pandalus Spp., Crang	275.332	266.359	3.048.343	2.928.365
	030617	Crustaceans; Frozen, Shrimps And Prawns, Excluding Cold-water Varieties, In	40.126.035	47.513.309	374.683.874	467.095.235
	030619	Crustaceans; Frozen, N.e.c. In Item No. 0306.1, In Shell Or Not, Smoked, Cooked Or Not Befor		23.040		232.978
	030631	Crustaceans; Live, Fresh Or Chilled, Rock Lobsters And Other Sea Crawfish (p	8.019	42.387	242.516	230.223
	030632	Crustaceans; Live, Fresh Or Chilled, Lobsters (homarus Spp.), Whether In She	670	973	5.804	1.497
	030633	Crustaceans; Live, Fresh Or Chilled, Crabs, Whether In Shell Or Not	20.823	3.248	301.346	15.575
	030635	Crustaceans; Live, Fresh Or Chilled, Cold-water Shrimps And Prawns (pandal	608.279	221.863	1.947.038	839.724
	030636	Crustaceans; Live, Fresh Or Chilled, Shrimps And Prawns Excluding Cold-wat	83.075	335.405	558.263	1.380.458
	030639	Crustaceans; Live, Fresh Or Chilled, N.e.c. In Item No. 0306.3, In Shell Or Not	53.180	467	22.262	1.825
	030691	Crustaceans; Rock Lobsters And Other Sea Crawfish (palinurus Spp., Panulir	9.560		140.109	
	030693	Crustaceans; Crabs, Smoked, Cooked Or Not, Whether In Shell Or Not, Whet	355.151	167.151	6.591.814	4.249.625
	030695	Crustaceans; Shrimps And Prawns, Smoked, Cooked Or Not, Whether In She	116.877	86	138.680	254
	030721	Molluscs; Scallops, Whether In Shell Or Not, Including Queen Scallops, Of Th	14	20	241	56
	030722	Molluscs; Scallops, Whether In Shell Or Not, Including Queen Scallops Of The	59.881	18.191	192.557	81.058
	030729	Molluscs; Scallops, Whether In Shell Or Not, Including Queen Scallops Of The	313	300	3.850	5.400
	030732	Molluscs; Mussels (mytilus Spp., Perna Spp.), Whether In Shell Or Not, Frozen		2.150		2.586
	030742	Molluscs; Cuttle Fish And Squid, Whether In Shell Or Not, Live, Fresh Or Chill	3.175	25.197	23.178	77.367
	030743	Molluscs; Cuttle Fish And Squid, Whether In Shell Or Not, Includes Flours, M	6.992.259	9.933.176	21.734.036	29.327.195
	030749	Molluscs; Cuttle Fish And Squid, Whether In Shell Or Not, Includes Flours, M	224.395	182.573	1.088.321	887.782
	030751	Molluscs; Octopus (octopus Spp.), Live, Fresh Or Chilled		14		3
	030752	Molluscs; Octopus (octopus Spp.), Frozen	4.240.512	5.488.639	18.900.219	29.681.244
	030759	Molluscs; Octopus (octopus Spp.), Dried, Salted, In Brine, Or Smoked, Cooke	13.154		129.414	
	030760	Molluscs; Snails, Other Than Sea Snails, Whether In Shell Or Not, Live, Fresh,	908.028	652.785	2.494.620	2.479.495
	030771	Molluscs; Clams, Cockles And Ark Shells (families Arcidae, Arcticidae, Cardiid	94.725	30.271	266.820	54.628
	030772	Molluscs; Clams, Cockles, Ark Shells (arcidae, Arcticidae, Cardiidae, Donacid	39.266	66.030	35.632	118.806
	030779	Molluscs; Clams, Cockle, Ark Shells (families Arcidae, Arcticidae, Cardiidae, Donacidae, Hiatell		219		3.942
	030782	Molluscs; Stromboid Conchs (strombus Spp.), Whether In Shell Or Not, Live,	76.656	592	197.477	1.184
	030783	Molluscs; Abalone (haliotis Spp.), Whether In Shell Or Not, Frozen	40.420	11.600	509.150	205.950
	030784	Molluscs; Stromboid Conchs (strombus Spp.), Whether In Shell Or Not, Froze	19.923	24.626	31.677	46.424
	030787	Molluscs; Abalone (haliotis Spp.), Whether In Shell Or Not, Dried, Salted, In I	1.242	252	4.252	1.260
	030791	Molluscs; N.e.c. In Heading 0307, Whether In Shell Or Not, Includes Flours, N	7.797	4.378	23.361	19.886
	030792	Molluscs; N.e.c. In Heading 0307, Whether In Shell Or Not, Includes Flours, N	11.794	69.247	16.131	60.243
	030811	Aquatic Invertebrates; Sea Cucumbers (stichopus Japonicus, Holothuroidea)	12.468		127.135	
	030812	Aquatic Invertebrates; Sea Cucumbers (stichopus Japonicus, Holothuroidea)	80.376		683.180	
	030819	Aquatic Invertebrates; Sea Cucumbers (stichopus Japonicus, Holothuroidea)	719.565	330.288	7.329.956	4.312.724
	030821	Aquatic Invertebrates; Sea Urchins (strongylocentrotus Spp., Paracentrotus I	826	2.004	3.631	2.033
	030830	Aquatic Invertebrates; Jellyfish (rhopilema Spp.), Live, Fresh, Chilled, Frozen,	3.095.977	3.919.040	3.948.995	5.278.533

https://jatim.bps.go.id

Tabel 2. Ekspor Provinsi Asal Barang Dirinci Menurut Kode HS6 Digit, 2020—2021

Provinsi Asal	Kode HS 6	Deskripsi HS 6 Digit	Berat Bersih (Kg)		Nilai FOB (US$)	
			2020	2021	2020	2021
(1)	(2)	(3)	(4)	(5)	(6)	(7)
Jawa Timur						
	030890	Aquatic Invertebrates; Other Than Crustaceans, Molluscs, Sea Urchins, Sea C	18.284	9.251	41.128	17.651
	040110	Dairy Produce; Milk And Cream, Not Concentrated, Not Containing Added Su	581.110	948.200	536.045	1.379.562
	040120	Dairy Produce; Milk And Cream, Not Concentrated, Not Containing Added Su	4.929.102	4.773.215	4.059.226	4.140.663
	040140	Dairy Produce; Milk And Cream, Not Concentrated, Not Containing Added Su	632.406	510.041	3.168.606	2.480.258
	040150	Dairy Produce; Milk And Cream, Not Concentrated, Not Containing Added Su	180.686	181.415	380.356	386.638
	040210	Dairy Produce; Milk And Cream, Concentrated Or Containing Added Sugar O	30.236	52.881	169.890	234.202
	040221	Dairy Produce; Milk And Cream, Concentrated, Not Containing Added Sugar	596.473	518.836	3.303.145	2.413.452
	040229	Dairy Produce; Milk And Cream, Containing Added Sugar Or Other Sweeteni	658.529	191.166	2.351.451	733.654
	040291	Dairy Produce; Milk And Cream, Concentrated, Not Containing Added Sugar Or Other Sweete		4.125		3.500
	040299	Dairy Produce; Milk And Cream, Containing Added Sugar Or Other Sweeteni	469.772	434.035	446.683	425.607
	040390	Dairy Produce; Buttermilk, Curdled Milk Or Cream, Kephir, Fermented Or Ac	2.557.627	4.021.954	2.582.577	4.002.060
	040410	Dairy Produce; Whey, Whether Or Not Concentrated Or Containing Added S	9.137	18.182	16.293	35.432
	040490	Dairy Produce; Natural Milk Constituents (excluding Whey), Whether Or Not	3.720	1.075	6.463	3.889
	040510	Dairy Produce; Derived From Milk, Butter	12.078	21.572	21.411	45.316
	040590	Dairy Produce; Fats And Oils Derived From Milk (other Than Butter Or Dairy	78.821	545.500	386.321	3.417.948
	040610	Dairy Produce; Fresh Cheese (including Whey Cheese), Not Fermented, And	25.571	20.645	136.506	111.459
	040620	Dairy Produce; Cheese Of All Kinds, Grated Or Powdered	25.458	24.682	114.662	87.195
	040630	Dairy Produce; Cheese, Processed (not Grated Or Powdered)	24.112	41.240	29.185	71.062
	040690	Dairy Produce; Cheese (not Grated, Powdered Or Processed), N.e.c. In Head	2.597	13.621	8.587	23.452
	040711	Birds' Eggs, In Shell; Fresh, Fertilised Eggs For Incubation, Of Fowls Of The Species Gallus Dom		153		276
	040719	Birds' Eggs, In Shell; Fresh, Fertilised Eggs For Incubation, Other Than Fowls	161	135	185	40
	040790	Birds' Eggs, In Shell; Preserved Or Cooked	23	14	31	21
	040819	Eggs; Birds' Eggs, Yolks, Fresh, Cooked By Steaming Or By Boiling In Water, N	24		38	
	040900	Honey; Natural	717	3.742	1.091	33.789
	050100	Animal Products; Hair, Human, Unworked, Whether Or Not Washed Or Scou	12.059		11.215	
	050400	Animal Products; Guts, Bladders And Stomachs Of Animals (other Than Fish)	3.549	228	26.352	1.140
	050510	Animal Products; Feathers And Down Used For Stuffing, Not Further Worked	373.869	367.408	294.076	733.769
	050590	Animal Products; Skins And Other Parts Of Birds, Feathers And Down (not Fo	789.030	745.414	1.106.369	1.405.607
	050690	Animal Products; Bones And Horn-cores And Powder Or Waste Of Such, Unworked, Defatted,		354		10.872
	050800	Animal Products; Coral And Similar Materials, Shells Of Molluscs, Crustacear	3.569.521	3.781.675	3.592.087	3.818.834
	051191	Animal Products; Of Fish Or Crustaceans, Molluscs Or Other Aquatic Invertel	227.001	561.687	566.898	616.743
	051199	Animal Products; N.e.c. In Chapter 5	5.637	5.919	237.150	164.929
	060110	Plants, Live; Bulbs, Tubers, Tuberous Roots, Corms, Crowns And Rhizomes, D	576	968	7.087	23.364
	060120	Plants, Live; Bulbs, Tubers, Tuberous Roots, Corms, Crowns And Rhizomes, I	82.979	32.147	83.806	16.659
	060210	Plants, Live; Unrooted Cuttings And Slips	23.647	11.675	62.408	61.245
	060290	Plants, Live; N.e.c. In Heading No. 0602	2.500	108.768	145.582	878.068
	060319	Flowers, Cut; Flowers And Buds Of A Kind Suitable For Bouquets Or Orname	200.000	479.756	279.980	728.757
	060390	Flowers, Cut; Flowers And Flower Buds Of A Kind Suitable For Bouquets Or Ornamental Purpo		200		16.256
	060420	Foliage, Branches And Other Parts Of Plants, Without Flowers Or Flower Buc	1.346.946	1.174.902	480.141	296.067
	060490	Foliage, Branches And Other Parts Of Plants, Without Flowers Or Flower Buc	147.310		157.349	
	070190	Vegetables; Potatoes (other Than Seed), Fresh Or Chilled	20.128	35.273	61.544	98.224
	070200	Vegetables; Tomatoes, Fresh Or Chilled	58	5	31	5
	070310	Vegetables, Alliaceous; Onions And Shallots, Fresh Or Chilled	3.663.398	1.133.051	5.740.226	1.567.455
	070320	Vegetables, Alliaceous; Garlic, Fresh Or Chilled	48.000		43.200	
	070390	Vegetables, Alliaceous; Leeks And Other Kinds N.e.c. In Heading No. 0703, F	60.194	9.580	30.097	4.790
	070410	Vegetables, Brassica; Cauliflowers And Headed Broccoli, Fresh Or Chilled	35.000		70.000	
	070490	Vegetables, Brassica; Edible, N.e.c. In Heading No. 0704, Fresh Or Chilled	10.368.807	4.485.172	2.816.428	1.214.505
	070511	Vegetables; Cabbage (head) Lettuce (lactuca Sativa), Fresh Or Chilled	300	275.991	180	166.091
	070519	Vegetables; Lettuce (lactuca Sativa), (other Than Cabbage Lettuce), Fresh Or	818.501	102.655	247.846	38.139
	070610	Vegetables, Root; Carrots And Turnips, Fresh Or Chilled	120	4.020	115	2.336
	070700	Vegetables; Cucumbers And Gherkins, Fresh Or Chilled		25		25
	070810	Vegetables, Leguminous; Peas (pisum Sativum), Shelled Or Unshelled, Fresh	24.522	25.287	39.298	34.721
	070820	Vegetables, Leguminous; Beans (vigna Spp., Phaseolus Spp.), Shelled Or Uns	175	5.148	1.488	1.481
	070890	Vegetables, Leguminous; (other Than Peas And Beans), Shelled Or Unshelled	72.695	110.033	135.073	726.477
	070930	Vegetables; Aubergines, (e.g. Plants), Fresh Or Chilled	172	10	314	10
	070951	Vegetables; Mushrooms Of The Genus Agaricus, Fresh Or Chilled	5	21.379	15	19.215
	070959	Vegetables; Truffles And Mushrooms (other Than Of The Genus Agaricus), F	7.501	71	12.871	1.200
	070960	Vegetables; Fruits Of The Genus Capsicum Or Of The Genus Pimenta, Fresh	6.204	9.274	7.580	8.561
	070993	Vegetables; Pumpkins, Squash And Gourds (cucurbita Spp.), Fresh Or Chilled	882		896	
	070999	Vegetables; Edible, N.e.c. In Chapter 07, Fresh Or Chilled	56.387	928.818	426.726	1.770.313

https://jatim.bps.go.id

Tabel 2. Ekspor Provinsi Asal Barang Dirinci Menurut Kode HS6 Digit, 2020—2021

Provinsi Asal	Kode HS 6	Deskripsi HS 6 Digit	Berat Bersih (Kg)		Nilai FOB (US$)	
			2020	2021	2020	2021
(1)	(2)	(3)	(4)	(5)	(6)	(7)
Jawa Timur						
	071010	Vegetables; Potatoes, Uncooked Or Cooked By Steaming Or Boiling In Water	1.000	6.820	800	12.730
	071021	Vegetables, Leguminous; Peas (pisum Sativum), Shelled Or Unshelled, Unco	2.006	3.837	8.126	26.344
	071022	Vegetables, Leguminous; Beans (vigna Spp., Phaseolus Spp.), Shelled Or Uns	415.990	346.184	789.568	665.816
	071029	Vegetables, Leguminous; (other Than Peas Or Beans), Shelled Or Unshelled,	3.958.065	3.430.717	8.266.706	7.412.848
	071040	Vegetables; Sweetcorn, Uncooked Or Cooked By Steaming Or Boiling In Wat	77.476		78.065	
	071080	Vegetables; Uncooked Or Cooked By Steaming Or Boiling In Water, N.e.c. In	4.823.008	4.453.599	8.793.975	8.305.588
	071090	Vegetable Mixtures; Uncooked Or Cooked By Steaming Or Boiling In Water,	249.998	220.472	484.848	472.493
	071151	Vegetables; Mushrooms Of The Genus Agaricus, Provisionally Preserved But	117.246		112.818	
	071159	Vegetables; Mushrooms Other Than Of The Genus Agaricus, Provisionally Preserved But Unsu		6		1
	071190	Vegetables And Mixed Vegetables; N.e.c. In Heading No. 0711, Provisionally	40.021	6.105	646.923	16.382
	071220	Vegetables; Onions, Whole, Cut, Sliced, Broken Or In Powder But Not Further Prepared, Dried		17		51
	071231	Vegetables; Mushrooms Of The Genus Agaricus, Whole, Cut, Sliced, Broken	7.877	6	39.130	48
	071232	Vegetables; Wood Ears (auricularia Spp), Whole, Cut, Sliced, Broken Or In Pc	750	450	510	1.049
	071239	Vegetables; Mushrooms, Other Than The Genus Agaricus And Truffles, Who	1.020	675	5.356	4.316
	071290	Vegetables; Mixtures Of Vegetables N.e.c. In Heading No. 0712, Whole, Cut,	800.947	1.064.377	5.530.833	8.121.938
	071320	Vegetables, Leguminous; Chickpeas (garbanzos), Shelled, Whether Or Not Sh	5		55	
	071331	Vegetables, Leguminous; Beans Of The Species Vigna Mungo (l.) Hepper Or	22.000.282	11.643.747	23.992.759	15.249.351
	071332	Vegetables, Leguminous; Small Red (adzuki) Beans (phaseolus Or Vigna Angu	6.500	18.000	1.200	3.323
	071333	Vegetables, Leguminous; Kidney Beans, Including White Pea Beans (phaseol	14.005	71.040	3.596	57.436
	071350	Vegetables, Leguminous; Broad Beans (vicia Faba Var. Major) And Horse Bea	105		158	
	071390	Vegetables, Leguminous; N.e.c. In Heading No. 0713, Shelled, Whether Or N	33.179	18.520	84.618	22.943
	071410	Vegetable Roots And Tubers; Manioc (cassava), With High Starch Or Inulin C	13.579.720	1.740.354	8.011.864	1.366.097
	071420	Vegetable Roots And Tubers; Sweet Potatoes, With High Starch Or Inulin Co	321.172	426.809	409.194	456.495
	071440	Vegetable Roots And Tubers; Taro (colocasia Spp.) With High Starch Or Inuli	476.645	1.040.734	721.185	2.120.222
	071490	Vegetable Roots And Tubers; Arrowroot, Salep, Jerusalem Artichokes And Si	5.181.629	1.183.527	13.907.083	1.713.274
	080111	Nuts, Edible; Coconuts, Desiccated	8.698.228	10.179.121	12.734.801	19.767.783
	080112	Nuts, Edible; Coconuts, In The Inner Shell (endocarp)	42.447.095	9.069.111	9.021.847	2.233.240
	080119	Nuts, Edible; Coconuts, Fresh Or Dried, Other Than Desiccated Or In The Inn	105.253.453	26.871.078	29.644.640	8.443.810
	080131	Nuts, Edible; Cashew Nuts, Fresh Or Dried, In Shell	46.814.900	34.400.614	60.485.817	43.030.577
	080132	Nuts, Edible; Cashew Nuts, Fresh Or Dried, Shelled	217.040	23.482	596.828	15.000
	080211	Nuts, Edible; Almonds, Fresh Or Dried, In Shell		18.405		6.216
	080222	Nuts, Edible; Hazelnuts Or Filberts (corylus Spp.), Fresh Or Dried, Shelled	4.070		15.481	
	080232	Nuts, Edible; Walnuts, Fresh Or Dried, Shelled	2.690	166	2.692	295
	080280	Nuts, Edible; Areca Nuts, Fresh Or Dried, Whether Or Not Shelled Or Peeled	745.617	906.356	963.092	1.510.556
	080310	Fruit, Edible; Plantains, Fresh Or Dried	176	149	174	324
	080390	Fruit, Edible; Bananas, Other Than Plantains, Fresh Or Dried	26.245	8.671	22.664	25.552
	080410	Fruit, Edible; Dates, Fresh Or Dried	180	440	312	1.534
	080430	Fruit, Edible; Pineapples, Fresh Or Dried	1.258	4.800	1.695	2.267
	080440	Fruit, Edible; Avocados, Fresh Or Dried	440	5.395	702	5.389
	080450	Fruit, Edible; Guavas, Mangoes And Mangosteens, Fresh Or Dried	1.895.885	2.526.322	2.271.836	6.260.956
	080510	Fruit, Edible; Oranges, Fresh Or Dried	2.861	9.870	4.638	6.473
	080540	Fruit, Edible; Grapefruit, Including Pomelos, Fresh Or Dried	50		95	
	080550	Fruit, Edible; Lemons (citrus Limon, Citrus Limonum), Limes (citrus Aurantifo	145.542	57.629	20.573	5.587
	080590	Fruit, Edible; Citrus Fruit N.e.c. In Heading No. 0805, Fresh Or Dried	1.528	1.036	6.876	4.662
	080620	Fruit, Edible; Grapes, Dried	550	130	543	189
	080711	Fruit, Edible; Watermelons, Fresh	1.064	8.300	982	3.667
	080719	Fruit, Edible; Melons, Other Than Watermelons, Fresh	10.701	11.702	12.781	7.233
	080720	Fruit, Edible; Papaws (papayas), Fresh	20	354	20	325
	080810	Fruit, Edible; Apples, Fresh		18		43
	080929	Fruit, Edible; Cherries, Other Than Sour Cherries (prunus Cerasus), Fresh	600	600	1.139	1.092
	081010	Fruit, Edible; Strawberries, Fresh		6.925		9.070
	081040	Fruit, Edible; Cranberries, Bilberries And Other Fruits Of The Genus Vacciniu	20		20	
	081060	Fruit, Edible; Durians, Fresh	1.066	2.543	4.809	20.188
	081090	Fruit, Edible; Fruits N.e.c. In Heading No. 0801 To 0810, Fresh	457.372	170.670	248.513	134.729
	081190	Fruit, Edible; Fruit And Nuts N.e.c. In Heading No. 0811, Uncooked Or Cooke	1.572.200	2.347.454	1.856.228	1.597.980
	081290	Fruit, Edible; Fruit And Nuts N.e.c. In Heading No. 0812, Provisionally Preserved, But Unsuitab		4.700		5.640
	081330	Fruit, Edible; Apples, Dried		17		228
	081340	Fruit, Edible; Fruit N.e.c. In Heading No. 0812, Dried	37.673.463	16.180.373	15.755.592	8.965.016
	081350	Nuts, Edible; Mixtures Of Nuts Or Dried Fruits Of Chapter 08	22.472	260	34.315	260
	090111	Coffee; Not Roasted Or Decaffeinated	54.996.298	65.805.336	103.396.101	132.988.825

http://www.bps.go.id

Tabel 2. Ekspor Provinsi Asal Barang Dirinci Menurut Kode HS6 Digit, 2020—2021

Provinsi Asal	Kode HS 6	Deskripsi HS 6 Digit	Berat Bersih (Kg)		Nilai FOB (US$)	
			2020	2021	2020	2021
(1)	(2)	(3)	(4)	(5)	(6)	(7)
Jawa Timur						
	090112	Coffee; Decaffeinated, Not Roasted		252		594
	090121	Coffee; Roasted, Not Decaffeinated	2.552.894	1.775.535	8.344.754	5.662.435
	090122	Coffee; Roasted, Decaffeinated	96.974	19.166	265.665	52.661
	090190	Coffee; Husks And Skins, Coffee Substitutes Containing Coffee In Any Propor	679.860	553.978	1.961.694	1.582.620
	090210	Tea, Green; (not Fermented), In Immediate Packings Of A Content Not Excee	17.690	47.971	14.714	71.843
	090220	Tea, Green; (not Fermented), In Immediate Packings Of A Content Exceeding	275.509	140.846	157.026	106.013
	090230	Tea, Black; (fermented) And Partly Fermented Tea, In Immediate Packings O	4.076	22.800	7.046	44.890
	090240	Tea, Black; (fermented) And Partly Fermented Tea, In Immediate Packings O	773.855	855.481	1.341.148	1.429.917
	090300	Mate	13.476	1.680	34.295	4.800
	090411	Spices; Pepper (of The Genus Piper), Neither Crushed Nor Ground	7.052.257	5.320.017	22.476.347	24.282.383
	090412	Spices; Pepper (of The Genus Piper), Crushed Or Ground	143.352	446.534	579.845	2.037.887
	090421	Spices; Fruits Of The Genus Capsicum Or Pimenta, Dried, Neither Crushed N	253.190	88.348	644.561	651.233
	090422	Spices; Fruits Of The Genus Capsicum Or Pimenta, Crushed Or Ground	22.558	38.057	95.045	49.213
	090510	Spices; Vanilla, Neither Crushed Nor Ground	116.082	71.850	20.089.431	7.312.082
	090520	Spices; Vanilla, Crushed Or Ground	3.872	382	487.218	17.366
	090611	Spices; Cinnamon (cinnamomum Zeylanicum Blume), Neither Crushed Nor G	614.292	124.419	1.392.350	936.057
	090619	Spices; Cinnamon And Cinnamon-tree Flowers, Other Than Cinnamon (cinna	217.255	201.045	1.062.423	1.290.236
	090620	Spices; Cinnamon And Cinnamon-tree Flowers, Crushed Or Ground	1.659.849	1.703.320	5.181.791	6.360.965
	090710	Spices; Cloves (whole Fruit, Cloves And Stems), Neither Crushed Nor Ground	33.096.015	15.076.610	123.207.428	72.762.250
	090720	Spices; Cloves (whole Fruit, Cloves And Stems), Crushed Or Ground	72.854	52.403	228.108	82.265
	090811	Spices; Nutmeg, Neither Crushed Nor Ground	11.710.730	12.546.488	50.907.359	62.149.461
	090812	Spices; Nutmeg, Crushed Or Ground	407.337	751.611	1.658.190	4.197.975
	090821	Spices; Mace, Neither Crushed Nor Ground	2.211.724	2.769.615	36.606.224	45.191.181
	090822	Spices; Mace, Crushed Or Ground	210.816	164.681	3.614.704	2.466.476
	090831	Spices; Cardamoms, Neither Crushed Nor Ground	2.342.528	3.151.905	19.159.535	16.090.268
	090832	Spices; Cardamoms, Crushed Or Ground	17	13	89	24
	090921	Spices; Coriander Seeds, Neither Crushed Nor Ground	45.973	2.771	626.902	4.528
	090922	Spices; Coriander Seeds, Crushed Or Ground	1.041	548	3.175	1.720
	090931	Spices; Cumin Seeds, Neither Crushed Nor Ground		503		75
	090932	Spices; Cumin Seeds, Crushed Or Ground	5.445	3.675	11.620	5.181
	090961	Spices; Seeds Of Anise, Badian, Caraway Or Fennel; Juniper Berries, Neither	5.029	24	97.719	115
	090962	Spices; Seeds Of Anise, Badian, Caraway Or Fennel; Juniper Berries, Crushed	50		34	
	091011	Spices; Ginger, Neither Crushed Nor Ground	812.645	459.882	2.013.347	732.672
	091012	Spices; Ginger, Crushed Or Ground	404.021	22.433	280.947	60.063
	091030	Spices; Turmeric (curcuma)	6.744.490	6.889.973	6.950.776	6.944.570
	091091	Spices; Mixtures Of 2 Or More Products Of Different Headings	329.431	194.158	646.776	408.310
	091099	Spices; N.e.c. In Heading No. 0910	1.041.085	1.033.266	2.409.764	1.480.122
	100390	Cereals; Barley, Other Than Seed		60		144
	100510	Cereals; Maize (corn), Seed	225.697	1.297.769	681.976	3.518.192
	100590	Cereals; Maize (corn), Other Than Seed	696.613	334.035	331.178	175.143
	100610	Cereals; Rice In The Husk (paddy Or Rough)	32.630	41.666	358.633	463.345
	100630	Cereals; Rice, Semi-milled Or Wholly Milled, Whether Or Not Polished Or Gla	1.040		853	
	100640	Cereals; Rice, Broken	510		928	
	100890	Cereals; N.e.c. In Chapter 10		6		31
	110100	Wheat Or Meslin Flour	18.746.349	18.381.128	7.505.771	7.602.827
	110220	Cereal Flour; Of Maize (corn)	1.273.112	1.308.871	566.101	609.589
	110290	Cereal Flours; Other Than Wheat, Meslin, And Maize (corn)	220.068	175.597	225.886	173.281
	110311	Cereal Groats And Meal; Of Wheat	83		129	
	110313	Cereal Groats And Meal; Of Maize (corn)	9	200	5	438
	110319	Cereal Groats And Meal; N.e.c. In Heading No. 1103	10.560	4.895	10.471	5.525
	110412	Cereal Grains; Rolled Or Flaked, Of Oats	179		656	
	110419	Cereal Grains; Rolled Or Flaked, Other Than Oats	401	416.100	1.665	213.510
	110429	Cereal Grains; Worked, Other Than Rolled Or Flaked (e.g. Hulled, Pearled, Sl	21.285	0	21.773	1
	110430	Cereal; Germ Of Cereals, Whole, Rolled, Flaked Or Ground	2.079.000	1.272.000	593.954	458.640
	110510	Flour, Meal And Powder; Of Potatoes	73.143	102.753	148.008	118.454
	110520	Flakes, Granules And Pellets; Of Potatoes		600		555
	110610	Flour, Meal And Powder; Of The Dried Leguminous Vegetables Of Heading N	1.697	1.069	8.826	2.262
	110620	Flour, Meal And Powder; Of Sago Or Of Roots Or Tubers Of Heading No. 071	1.298.483	1.362.353	737.295	4.566.580
	110630	Flour, Meal And Powder; Of The Products Of Chapter 8	1.404	6.358	4.052	17.245
	110811	Starch; Wheat	8.873	2.708	9.942	3.963

https://www.bps.go.id

Tabel 2. Ekspor Provinsi Asal Barang Dirinci Menurut Kode HS6 Digit, 2020—2021

Provinsi Asal	Kode HS 6	Deskripsi HS 6 Digit	Berat Bersih (Kg)		Nilai FOB (US$)	
			2020	2021	2020	2021
(1)	(2)	(3)	(4)	(5)	(6)	(7)
Jawa Timur						
	110812	Starch; Maize (corn) Starch	8.531.381	13.276.809	2.783.399	5.864.320
	110814	Starch; Manioc (cassava)	180.164	475.454	49.846	118.030
	110819	Starch; N.e.c. In Item No. 1108.11 To 1108.14	38.111	87.225	24.677	26.190
	120190	Soya Beans; Other Than Seed, Whether Or Not Broken	1.656.108	1.708.594	416.485	597.807
	120241	Ground-nuts; Other Than Seed, Not Roasted Or Otherwise Cooked, In Shell	51.271	40.100	27.367	5.880
	120242	Ground-nuts; Other Than Seed, Not Roasted Or Otherwise Cooked, Shelled,	105.552	8.828	137.469	14.836
	120300	Copra	26.588.823	25.741.043	23.251.217	28.476.921
	120600	Oil Seeds; Sunflower Seeds, Whether Or Not Broken	86		515	
	120729	Oil Seeds; Cotton Seeds, Other Than Seed, Whether Or Not Broken	2.877.264	2.901.073	668.399	726.729
	120740	Oil Seeds; Sesamum Seeds, Whether Or Not Broken	1.341.444	697.720	1.916.611	1.007.859
	120770	Oil Seeds; Melon Seeds, Whether Or Not Broken	4	42	2.000	14.212
	120799	Oil Seeds And Oleaginous Fruits; N.e.c. In Heading No. 1207, Whether Or Not Broken		252.000		92.880
	120929	Seeds Of Forage Plants; Other Than Lucerne, Clover, Fescue, Kentucky Blue (	40.265	129.057	103.461	249.006
	120930	Seeds Of Herbaceous Plants; Cultivated Principally For Their Flowers, Of A Kind Used For Sowi		244		335.233
	120991	Seeds; Vegetable Seeds, Of A Kind Used For Sowing	2.442.989	2.310.587	6.763.162	4.836.919
	120999	Seeds; N.e.c. In Heading 1209, Of A Kind Used For Sowing	199.325	271.556	575.268	943.549
	121120	Ginseng Roots, Of A Kind Used Primarily In Perfumery, In Pharmacy Or For Ir	2.868	500	4.245	250
	121190	Plants And Parts (including Seeds And Fruits) N.e.c. In Heading No. 1211, Of	2.549.924	3.891.043	5.164.449	7.923.635
	121221	Seaweeds And Other Algae; Fit For Human Consumption, Fresh, Chilled, Fro	35.529.428	35.640.142	46.284.221	45.481.837
	121229	Seaweeds And Other Algae; Not Fit For Human Consumption, Fresh, Chilled,	8.704.848	10.688.386	2.732.258	2.584.899
	121291	Sugar Beet; Fit For Human Consumption, Fresh, Chilled, Frozen Or Dried, Wh	8	322	236	586
	121293	Sugar Cane; Fit For Human Consumption, Fresh, Chilled, Frozen Or Dried, W	161.050	85.440	37.384	19.894
	121299	Vegetable Products; Fit For Human Consumption, N.e.c. In Heading No. 121	3.522.898	3.263.888	11.201.705	4.287.505
	121300	Cereal Straw And Husks; Unprepared, Whether Or Not Chopped, Ground, Pr	342	2	907	1
	121490	Forage Products Including Swedes, Mangolds, Fodder Roots, Hay, Sainfoin, (	37.752		34.912	
	130190	Natural Gums, Resins, Gum-resins And Oleoresins, N.e.c. In Heading No. 130	3.141.001	3.255.907	3.431.930	5.014.155
	130212	Vegetable Saps And Extracts; Of Liquorice		1		10
	130214	Vegetable Saps And Extracts; Of Ephedra		2.920		92.756
	130219	Vegetable Saps And Extracts; N.e.c. In Item No. 1302.1	135.570	152.732	171.827	260.735
	130220	Pectic Substances; Pectinates And Pectates	126.357	561.747	247.869	825.707
	130231	Mucilages And Thickeners; Agar-agar, Whether Or Not Modified, Derived Fr	712.198	1.143.072	10.005.377	14.749.062
	130232	Mucilages And Thickeners; Whether Or Not Modified, Derived From Locust Beans, Locust Bea		100		666
	130239	Mucilages And Thickeners; Whether Or Not Modified, Derived From Vegetal	2.649.662	4.281.235	18.182.541	33.245.116
	140110	Bamboo Used Primarily For Plaiting	50.467	166.478	31.150	112.047
	140190	Vegetable Materials Of A Kind Used Primarily For Plaiting; N.e.c. In Heading	73.760	2.262	20.616	4.615
	140420	Vegetable Products; Cotton Linters	38.352	8.869	69.477	28.743
	140490	Vegetable Products; N.e.c. In Chapter 14	17.497.524	13.168.697	6.996.004	6.611.228
	150410	Oils Of Fish; Fish-liver Oils And Their Fractions, Whether Or Not Refined, But	36.000	14.402	407.698	160.583
	150420	Fats And Oils And Their Fractions; Of Fish, (excluding Liver-oils)	1.995.190	959.980	3.113.832	1.401.861
	150710	Vegetable Oils; Soya-bean Oil And Its Fractions, Crude, Whether Or Not Deg	704		5.849	
	150790	Vegetable Oils; Soya-bean Oil And Its Fractions, Other Than Crude, Whether	108		371	
	151110	Vegetable Oils; Palm Oil And Its Fractions, Crude, Not Chemically Modified	162.942.420	74.135.417	113.523.896	78.220.704
	151190	Vegetable Oils; Palm Oil And Its Fractions, Other Than Crude, Whether Or N	741.611.917	673.211.688	533.141.739	741.344.202
	151219	Vegetable Oils; Sunflower Seed Or Safflower Oil And Their Fractions, Other T	122.234	44.092	157.227	91.708
	151311	Vegetable Oils; Coconut (copra) Oil And Its Fractions, Crude, Not Chemically	31.344.305	21.980.969	29.061.133	32.567.996
	151319	Vegetable Oils; Coconut (copra) Oil And Its Fractions, Other Than Crude, Wh	58.856.071	53.368.021	58.507.494	88.395.394
	151321	Vegetable Oils; Palm Kernel Or Babassu Oil And Their Fractions, Crude, Not (	1.901.699	7	1.588.450	19
	151329	Vegetable Oils; Palm Kernel Or Babassu Oil And Their Fractions, Other Than	132.888.803	55.562.060	95.977.321	74.963.425
	151511	Vegetable Oils; Linseed Oil And Its Fractions, Crude, Not Chemically Modifie	124	175	1.204	382
	151529	Vegetable Oils; Maize (corn) Oil And Its Fractions, Other Than Crude, Wheth	108		484	
	151530	Vegetable Oils; Castor Oil And Its Fractions, Whether Or Not Refined, But Nc	0	0	0	0
	151550	Vegetable Oils; Sesame Oil And Its Fractions, Whether Or Not Refined, But N	25		247	
	151590	Vegetable Fats And Oils And Their Fractions; Fixed, N.e.c. In Heading No. 151	802.824	1.213.360	2.936.266	4.547.998
	151620	Vegetable Fats And Oils And Their Fractions; Partly Or Wholly Hydrogenated	69.560.859	215.522.071	52.656.653	197.589.288
	151710	Margarine; Excluding Liquid Margarine	67.536.940	70.645.334	47.589.009	67.629.615
	151790	Edible Mixtures Or Preparations Of Animal Or Vegetable Fats Or Oils Or Of F	413.738.915	491.547.116	320.029.789	550.287.818
	151800	Animal Or Vegetable Fats And Oils And Their Fractions; Oxidised, Boiled Or (	110.087.101	133.848.404	84.630.362	154.684.137
	152000	Glycerol, Crude; Glycerol Waters And Glycerol Lyes	187.768.664	235.122.296	37.241.837	108.540.394
	152110	Vegetable Waxes (other Than Triglycerides); Whether Or Not Refined Or Col	41.600		30.667	
	152200	Degras; Residues Resulting From The Treatment Of Fatty Substances Or Anir	3.585.250	2.778.000	1.798.954	1.784.806

https://www.bps.go.id

Tabel 2. Ekspor Provinsi Asal Barang Dirinci Menurut Kode HS6 Digit, 2020—2021

Provinsi Asal	Kode HS 6	Deskripsi HS 6 Digit	Berat Bersih (Kg)		Nilai FOB (US$)	
			2020	2021	2020	2021
(1)	(2)	(3)	(4)	(5)	(6)	(7)
Jawa Timur						
	160100	Meat Preparations; Sausages And Similar Products, Of Meat, Meat Offal Or E	30.498	45.626	64.823	97.949
	160231	Meat Preparations; Of Turkeys, Prepared Or Preserved Meat Or Meat Offal (	15.114	9.269	13.553	9.486
	160232	Meat Preparations; Of The Poultry Of Heading No. 0105, (i.e. Of Fowls Of Th	15	2.542	31	10.470
	160250	Meat Preparations; Of Bovine Animals, Meat Or Meat Offal, Prepared Or Pre	25.487	36.290	45.042	54.287
	160290	Meat Preparations; Of Meat, Meat Offal Or The Blood Of Any Animal, N.e.c.	153.057	155.290	215.318	225.274
	160300	Extracts And Juices; Of Meat, Fish Or Crustaceans, Molluscs Or Other Aquati	247.200	348.240	454.823	616.495
	160411	Fish Preparations; Salmon, Prepared Or Preserved, Whole Or In Pieces (but I	104.541	107.251	888.294	752.751
	160413	Fish Preparations; Sardines, Sardinella And Brisling Or Sprats, Prepared Or P	14.881.795	20.177.758	34.169.065	50.040.723
	160414	Fish Preparations; Tunas, Skipjack And Atlantic Bonito (sarda Spp.), Preparec	43.204.386	39.745.668	192.829.861	174.681.817
	160415	Fish Preparations; Mackerel, Prepared Or Preserved, Whole Or In Pieces (bu	70.980	53.549	162.569	140.102
	160416	Fish Preparations; Anchovies, Prepared Or Preserved, Whole Or In Pieces (b	70.089	72.166	278.755	286.360
	160417	Fish Preparations; Eels, Prepared Or Preserved, Whole Or In Pieces (but Not	38.897	111.893	949.607	2.152.769
	160419	Fish Preparations; Fish Prepared Or Preserved, Whole Or In Pieces (but Not I	230.067	185.134	2.252.326	2.176.944
	160420	Fish Preparations; Fish Minced Or In Forms N.e.c. In Heading No. 1604, Prep	1.713.014	930.427	5.005.680	2.674.711
	160510	Crustacean Preparations; Crab, Prepared Or Preserved	6.466.886	5.958.180	117.966.340	149.224.135
	160521	Crustacean Preparations; Shrimps And Prawns, Prepared Or Preserved, Not	36.255.589	41.719.462	334.473.711	368.835.992
	160529	Crustacean Preparations; Shrimps And Prawns, Prepared Or Preserved, In Ai	5.450.526	6.139.629	39.804.505	45.411.679
	160530	Crustacean Preparations; Lobster, Prepared Or Preserved	1.780		15.559	
	160540	Crustacean Preparations; Other Than Crab, Shrimps, Prawns, And Lobsters, I	17.348	240.117	191.986	9.755.586
	160552	Mollusc Preparations; Scallops, Including Queen Scallops, Prepared Or Prese	1.634	2.438	3.101	10.647
	160554	Mollusc Preparations; Cuttle Fish And Squid, Prepared Or Preserved	132.955	256.836	1.048.003	2.011.938
	160555	Mollusc Preparations; Octopus, Prepared Or Preserved	322.178	530.036	3.291.014	5.873.175
	160556	Mollusc Preparations; Clams, Cockles And Arkshells, Prepared Or Preserved	1.627.813	1.616.592	5.446.375	5.286.886
	160557	Mollusc Preparations; Abalone, Prepared Or Preserved	195	11.711	3.510	222.311
	160558	Mollusc Preparations; Snails, Other Than Sea Snails, Prepared Or Preserved	601.392	446.990	3.661.121	2.804.128
	160559	Mollusc Preparations; N.e.c. In Item No. 1605.5, Preparations Such As Paste	38.375	73.005	88.543	252.960
	160561	Aquatic Invertebrates; Sea Cucumbers, Prepared Or Preserved	54.888	346.893	1.482.270	4.180.728
	160569	Aquatic Invertebrates; Other Than Crustaceans, Molluscs, Sea Cucumbers, S	18.934	42.385	98.095	244.919
	170112	Sugars; Beet Sugar, Raw, In Solid Form, Not Containing Added Flavouring Or Colouring Matter		1.530		2.996
	170114	Sugars; Cane Sugar, Raw, In Solid Form, Other Than As Specified In Subhead	51.504	48.323	124.401	115.322
	170191	Sugars; Sucrose, Chemically Pure, In Solid Form, Containing Added Flavourin	2.252	1.270	4.211	375
	170199	Sugars; Sucrose, Chemically Pure, In Solid Form, Not Containing Added Flavc	38.679.886	180.946.529	15.303.907	102.215.689
	170211	Sugars; Lactose And Lactose Syrup, Containing By Weight 99% Or More Lactose, Expressed As		29.675		49.489
	170219	Sugars; Lactose And Lactose Syrup, Containing By Weight Less Than 99% Lac	43.288	18.442	94.843	20.617
	170220	Sugars; Maple Sugar, Chemically Pure, In Solid Form; Maple Syrup, Not Cont	1.092	434	2.020	895
	170230	Sugars; Glucose And Glucose Syrup, Not Containing Fructose Or Containing I	1.652.282	3.204.036	1.656.854	3.115.356
	170260	Sugars; Fructose, Other Than Chemically Pure Fructose, And Fructose Syrup	129.800	1.122.020	54.184	446.624
	170290	Sugars; N.e.c. In Heading No. 1702, Including Invert Sugar And Other Sugar A	817.234	677.293	940.878	985.550
	170310	Sugars; Molasses, From Sugar Cane, Resulting From The Extraction Or Refini	28.242.471	30.965.529	4.719.000	5.132.729
	170390	Sugars; Molasses, From Sugar Beet, Resulting From The Extraction Or Refinir	1.163.502	7.740	547.143	13.685
	170410	Sugar Confectionery; Chewing Gum, Whether Or Not Sugar-coated, Not Con	176.555	144.864	663.676	555.092
	170490	Sugar Confectionery; (excluding Chewing Gum, Including White Chocolate),	4.104.998	5.228.178	12.769.338	17.303.613
	180100	Cocoa Beans; Whole Or Broken, Raw Or Roasted	6.809.852	3.086.988	18.497.492	8.065.518
	180200	Cocoa; Shells, Husks, Skins And Other Cocoa Waste	2.594.893	1.122.424	277.818	200.145
	180310	Cocoa; Paste, Not Defatted	1.641.154	3.070.176	6.373.346	11.116.761
	180320	Cocoa; Paste, Wholly Or Partly Defatted	7.601.499	2.892.223	12.464.192	5.653.276
	180400	Cocoa; Butter, Fat And Oil	41.237.512	41.654.276	229.026.049	203.091.844
	180500	Cocoa; Powder, Not Containing Added Sugar Or Other Sweetening Matter	43.051.080	44.832.362	80.750.799	98.226.415
	180610	Cocoa; Powder, Containing Added Sugar Or Other Sweetening Matter	488.022	359.289	472.524	427.488
	180620	Chocolate & Other Food Preparations Containing Cocoa; In Blocks, Slabs Or I	1.674.221	1.895.275	1.130.101	1.305.232
	180631	Chocolate And Other Food Preparations Containing Cocoa; In Blocks, Slabs C	22.833	32.684	79.925	106.919
	180632	Chocolate And Other Food Preparations Containing Cocoa; In Blocks, Slabs Or Bars, (not Filled		3.011		77.120
	180690	Chocolate And Other Food Preparations Containing Cocoa; N.e.c. In Chapter	200.297	251.535	676.803	902.250
	190110	Food Preparations; Of Flour, Meal, Starch, Malt Extract Or Milk Products, Su	3.901.831	2.776.477	4.293.556	2.543.078
	190120	Food Preparations; Mixes And Doughs For The Preparation Of Bread, Pastry,	1.343.649	1.510.332	3.105.913	3.177.958
	190190	Food Preparations; Of Flour, Meal, Starch, Malt Extract Or Milk Products, Fo	12.659.549	18.878.050	31.055.539	48.489.655
	190211	Food Preparations; Pasta, Containing Eggs, Uncooked, Not Stuffed Or Other	18.008	12.060	29.303	27.747
	190219	Food Preparations; Pasta, Uncooked (excluding That Containing Eggs), Not S	1.324.146	1.885.836	1.247.203	1.319.712
	190220	Food Preparations; Pasta, Stuffed (with Meat Or Other Substances), Whethe	11.888	19.790	58.293	64.618
	190230	Food Preparations; Pasta (excluding Stuffed), Cooked Or Otherwise Prepare	57.977.907	45.139.595	98.575.308	84.010.987

https://jatim.bps.go.id

Tabel 2. Ekspor Provinsi Asal Barang Dirinci Menurut Kode HS6 Digit, 2020—2021

Provinsi Asal	Kode HS 6	Deskripsi HS 6 Digit	Berat Bersih (Kg)		Nilai FOB (US$)	
			2020	2021	2020	2021
(1)	(2)	(3)	(4)	(5)	(6)	(7)
Jawa Timur						
	190300	Food Preparations; Tapioca And Substitutes Thereof, Prepared From Starch	800.863	792.497	2.663.715	2.926.296
	190410	Food Preparations; Obtained By The Swelling Or Roasting Of Cereals Or Cere	892.321	799.181	1.007.786	706.358
	190420	Food Preparations; Obtained From Unroasted Cereal Flakes Or From Mixtur	44.138	53.170	85.169	177.889
	190430	Prepared Foods Obtained By The Swelling Or Roasting Of Cereals Or Cereal F	600	1.635	1.412	3.816
	190490	Food Preparations; Cereal Or Cereal Products (excluding Maize), In Grain Fo	751.942	462.373	774.264	870.633
	190510	Food Preparations; Crispbread, Whether Or Not Containing Cocoa	868.312	1.045.851	1.277.763	1.511.865
	190520	Food Preparations; Gingerbread And The Like, Whether Or Not Containing C	38.705	8.478	109.987	31.810
	190531	Food Preparations; Sweet Biscuits, Whether Or Not Containing Cocoa	18.079.566	15.905.587	39.724.120	38.670.807
	190532	Food Preparations; Waffles And Wafers, Whether Or Not Containing Cocoa	5.734.115	4.553.425	15.069.131	11.824.334
	190540	Food Preparations; Rusks, Toasted Bread And Similar Toasted Products, Wh	37.081	9.278	48.976	11.063
	190590	Food Preparations; Bakers' Wares N.e.c. In Heading No. 1605, Whether Or N	8.799.691	8.993.940	16.824.781	17.551.296
	200190	Vegetable Preparations; Vegetables, Fruit, Nuts And Other Edible Parts Of Pl	7.278	19.970	14.840	70.366
	200290	Vegetable Preparations; Tomatoes, (other Than Whole Or In Pieces), Prepared Or Preserved C		0		1
	200310	Vegetable Preparations; Mushrooms Of The Genus Agaricus, Prepared Or Pr	1.931.160	2.177.028	3.600.919	4.033.397
	200390	Vegetable Preparations; Mushrooms And Truffles, Other Than Mushrooms C	589	44	1.394	557
	200490	Vegetable Preparations; Vegetables And Mixtures Of Vegetables (excluding	229.665	152.766	415.541	407.168
	200510	Vegetable Preparations; Homogenised Vegetables, Prepared Or Preserved C	10.861	9.129	29.259	25.300
	200520	Vegetable Preparations; Potatoes, Prepared Or Preserved Otherwise Than B	184	1.963	1.945	12.614
	200551	Vegetable Preparations; Beans, Shelled, Prepared Or Preserved Otherwise T	1.234	496	4.336	2.040
	200559	Vegetable Preparations; Beans, (not Shelled), Prepared Or Preserved Otherv	1.812	972	4.272	3.063
	200580	Vegetable Preparations; Sweetcorn (zea Mays Var. Saccharata), Prepared Or	143	21	288	102
	200599	Vegetable Preparations; Vegetables And Mixtures Of Vegetables N.e.c. In He	306.560	358.329	554.272	589.999
	200600	Vegetables, Fruit, Nuts, Fruit-peel And Other Parts Of Plants, Preserved By S	17.889	22.838	31.877	41.811
	200710	Jams, Fruit Jellies, Marmalades, Fruit Or Nut Puree And Fruit Or Nut Pastes;	305.998	290.118	471.383	446.636
	200791	Jams, Jellies, Marmalades, Purees And Pastes; Of Citrus Fruit, Being Cooked	598	100	3.199	200
	200799	Jams, Fruit Jellies, Marmalades, Purees And Pastes; Of Fruit Or Nuts N.e.c. Ir	202.689	158.855	204.537	252.496
	200811	Nuts; Ground-nuts, Whether Or Not Containing Added Sugar, Other Sweete	1.065.295	937.453	3.699.744	3.224.503
	200819	Nuts And Other Seeds; Whether Or Not Containing Added Sugar, Other Swe	242.831	472.393	605.310	2.153.262
	200820	Fruit; Pineapples, Prepared Or Preserved In Ways N.e.c. In Heading No. 2007	1.229	12.766	3.302	17.066
	200830	Fruit; Citrus, Prepared Or Preserved In Ways N.e.c. In Heading No. 2007, Whether Or Not Con		86		99
	200897	Fruit, Nuts And Other Edible Parts Of Plants; Mixtures (other Than Those Of	117.554	127.542	159.973	171.394
	200899	Fruit, Nuts And Other Edible Parts Of Plants; Prepared Or Preserved, Wheth	1.802.510	1.770.782	2.853.472	3.179.437
	200919	Juice; Orange, Not Frozen, Of A Brix Value Exceeding 20, Unfermented, Not	137.660	241.680	127.234	186.587
	200929	Juice; Grapefruit (including Pomelo), Of A Brix Value Exceeding 20, Unferme	53.925	28.684	159.075	149.331
	200969	Juice; Grape, Of A Brix Value Exceeding 30, Unfermented, Not Containing Added Spirit, Wheth		9.670		5.964
	200979	Juice; Apple, Of A Brix Value Exceeding 20, Unfermented, Not Containing Ad	15.514	19.108	18.491	21.222
	200989	Juice; Of Any Single Fruit Or Vegetable N.e.c. In Heading No. 2009, Unferme	506.592	388.813	220.845	213.717
	200990	Juices; Mixtures Of Fruits Or Vegetables, Unfermented, Not Containing Adde	66.919	150.836	36.225	80.185
	210111	Extracts, Essences And Concentrates; Of Coffee, And Preparations With A Ba	18.050.362	18.829.174	52.268.531	52.609.029
	210112	Preparations With A Basis Of Extracts, Essences Or Concentrates Or With A E	384.415	591.527	1.086.594	1.902.451
	210120	Extracts, Essences And Concentrates; Of Tea Or Mate, And Preparations Wit	326.520	325.760	444.434	545.836
	210130	Chicory, Roasted And Other Roasted Coffee Substitutes; Extracts, Essences A	44	73	424	773
	210210	Yeasts; Active	2.567	5.594	29.552	20.701
	210220	Yeasts; Inactive, Other Single-cell Micro-organisms, Dead	8.605.056	11.049.288	2.428.066	3.329.158
	210230	Baking Powders; Prepared	120.202	201.856	241.798	540.360
	210310	Sauces; Soya	2.602.750	2.782.272	2.970.969	3.383.201
	210320	Sauces; Tomato Ketchup And Other Tomato Sauces	181.616	222.576	143.874	178.255
	210330	Mustard Flour And Meal And Prepared Mustard	32.673	42.377	123.454	146.023
	210390	Sauces And Preparations Therefor; Mixed Condiments And Mixed Seasoning	8.032.170	4.579.863	20.431.693	11.580.233
	210410	Soups And Broths And Preparations Therefor	9.843	7.538	18.830	14.315
	210420	Homogenised Composite Food Preparations	146	304	1.738	3.188
	210500	Ice Cream And Other Edible Ice; Whether Or Not Containing Cocoa	4.079.086	7.726.424	5.866.072	12.266.677
	210610	Protein; Concentrates And Textured Protein Substances	11.730	19.003	90.089	133.611
	210690	Food Preparations; N.e.c. In Item No. 2106.10	54.590.134	58.946.792	74.887.556	97.237.371
	220110	Waters; Mineral And Aerated, Including Natural Or Artificial, (not Containing	62.705.361	44.735.985	7.983.797	5.483.811
	220190	Waters; Other Than Mineral And Aerated, (not Containing Added Sugar Or C	4.949	38.338	9.905	8.555
	220210	Waters; Including Mineral And Aerated, Containing Added Sugar Or Other Sv	15.588.837	18.084.947	9.961.061	10.551.819
	220291	Non-alcoholic Beverages; Non-alcoholic Beer	25.082	8.934	33.517	38.734
	220299	Non-alcoholic Beverages; Other Than Non-alcoholic Beer, N.e.c. In Item No.	23.082.657	28.439.451	13.091.067	14.794.321
	220300	Beer; Made From Malt	647.547	630.657	741.151	712.108

https://jatim.bps.go.id

Tabel 2. Ekspor Provinsi Asal Barang Dirinci Menurut Kode HS6 Digit, 2020—2021

Provinsi Asal	Kode HS 6	Deskripsi HS 6 Digit	Berat Bersih (Kg)		Nilai FOB (US$)	
			2020	2021	2020	2021
(1)	(2)	(3)	(4)	(5)	(6)	(7)
Jawa Timur						
	220421	Wine; Still, In Containers Holding 2 Litres Or Less		4.676		32.181
	220429	Wine; Still, In Containers Holding More Than 10 Litres	42		574	
	220600	Beverages, Fermented; (e.g. Cider, Perry, Mead, Sake)	309	7.268	2.597	5.435
	220710	Undenatured Ethyl Alcohol; Of An Alcoholic Strength By Volume Of 80% Vol.	25.491.494	29.625.530	26.694.517	34.901.566
	220840	Rum And Other Spirits Obtained By Distilling Fermented Sugar-cane Product	1		76	
	220900	Vinegar And Substitutes For Vinegar; Obtained From Acetic Acid	138.279	163.833	421.001	430.182
	230110	Flours, Meals And Pellets; Of Meat Or Meat Offal, Greaves	70	10	100	25
	230120	Flours, Meals And Pellets; Of Fish Or Of Crustaceans, Molluscs Or Other Aqu	9.149.060	1.551.616	8.550.592	1.157.791
	230210	Bran, Sharps And Other Residues; Of Maize (corn), Whether Or Not In The F	9.831.940	11.511.110	1.691.126	1.944.274
	230230	Bran, Sharps And Other Residues; Of Wheat, Whether Or Not In The Form O	46.994.228	48.639.500	8.623.964	10.646.352
	230240	Bran, Sharps And Other Residues; Of Other Cereals, Whether Or Not In The I	258.855	612.200	124.737	283.053
	230310	Residues Of Starch Manufacture And Similar Residues; Whether Or Not In Th	2.389.958	870.210	768.538	205.807
	230320	Beet-pulp, Bagasse And Other Waste Of Sugar Manufacture; Whether Or No	6.082.325	5.827.273	1.428.486	1.370.602
	230400	Oil-cake And Other Solid Residues; Whether Or Not Ground Or In The Form Of Pellets, Resulti		9.164.650		5.030.939
	230610	Oil-cake And Other Solid Residues; Whether Or Not Ground Or In The Form	559.000	1.180.000	151.590	311.465
	230630	Oil-cake And Other Solid Residues; Whether Or Not Ground Or In The Form	273	2.376	1.478	8.673
	230649	Oil-cake And Other Solid Residues; Whether Or Not Ground Or In The Form	980.000	880.000	253.795	231.147
	230650	Oil-cake And Other Solid Residues; Whether Or Not Ground Or In The Form	30.747.056	37.517.120	5.530.932	7.114.341
	230660	Oil-cake And Other Solid Residues; Whether Or Not Ground Or In The Form	199.483.101	212.728.587	27.074.659	31.861.352
	230690	Oil-cake And Other Solid Residues; Whether Or Not Ground Or In The Form	11.580.768	13.139.277	2.118.981	5.308.462
	230800	Vegetable Materials And Vegetable Waste, Vegetable Residues And By-prod	9.274.879	28.632.370	995.942	1.898.926
	230910	Dog Or Cat Food; Put Up For Retail Sale, Used In Animal Feeding	21.499	76.541	30.264	113.790
	230990	Dog Or Cat Food; (not Put Up For Retail Sale), Used In Animal Feeding	89.834.564	97.699.880	66.743.458	75.938.272
	240110	Tobacco, (not Stemmed Or Stripped)	8.297.789	7.064.355	62.315.822	68.083.957
	240120	Tobacco; Partly Or Wholly Stemmed Or Stripped	18.827.570	17.171.183	128.702.275	135.470.061
	240130	Tobacco Refuse	252.617	406.952	139.764	5.182.066
	240210	Cigars, Cheroots And Cigarillos; Containing Tobacco Including The Weight Of	2.801.796	2.768.505	50.314.631	61.242.819
	240220	Cigarettes; Containing Tobacco	18.137.334	21.283.041	264.839.425	273.749.647
	240290	Cigars, Cigarillos And Cheroots; Containing Tobacco Substitutes Including Th	371.272	108.458	3.602.270	866.114
	240311	Tobacco; Smoking, Water Pipe Tobacco As Specified In Subheading Note 1 T	128		2.600	
	240319	Tobacco; Smoking, Other Than Water Pipe Tobacco, Whether Or Not Contai	5.407.368	5.798.761	59.978.079	57.403.085
	240391	Tobacco; Homogenised Or Reconstituted	4.000	11.761	15.600	31.655
	240399	Tobacco; Other Than Homogenised Or Reconstituted Or Smoking	1.449.019	1.565.455	15.332.182	11.709.296
	250100	Salt (including Table Salt And Denatured Salt); Pure Sodium Chloride Wheth	264.627	30.161	32.331	17.772
	250410	Graphite; Natural, In Powder Or In Flakes	296	7	89	61
	250700	Kaolin And Other Kaolinic Clays; Whether Or Not Calcined	1		1	
	250900	Chalk	145	2.459	199	1.953
	251310	Pumice Stone, Whether Or Not Heat Treated	65.929.388	70.422.632	5.484.825	5.552.714
	251320	Emery, Natural Corundum, Natural Garnet And Other Natural Abrasives, Wh	11		1	
	251400	Slate; Whether Or Not Roughly Trimmed Or Merely Cut, By Sawing Or Other	1.143.360	1.014.185	137.459	130.086
	251620	Sandstone;. Whether Or Not Roughly Trimmed, Cut, By Sawing Etc, Into Bloc	3.327	19	4.119	89
	251690	Monumental Or Building Stone; N.e.c. In Heading No. 2516, Whether Or Not	427.680	532.943	85.419	76.160
	251710	Pebbles, Gravel, Broken Or Crushed Stone; Of A Kind Commonly Used For C	7.969.710	6.374.893	841.817	734.254
	251741	Stones; Of Marble, In Granules, Chippings And Powder, Whether Or Not Hea	26.400	24.000	2.819	2.880
	251749	Stones; Of Heading No. 2515 Or 2516 (excluding Marble), In Granules, Chipp	9.790.423	2.816.112	965.808	412.005
	251810	Dolomite, Not Calcined Or Sintered; Including Dolomite Roughly Trimmed, C	4.000	87.000	20	13.198
	251820	Dolomite, Calcined Or Sintered; Including Dolomite Roughly Trimmed, Or Merely Cut By Sawi		20.000		4.500
	252010	Gypsum; Anhydrite	2.060.120		40.577	
	252020	Plasters; (consisting Of Calcined Gypsum Or Calcium Sulphate), Whether Or	92.113	76.446	27.585	17.009
	252100	Limestone Flux; Limestone And Other Calcareous Stone, Of A Kind Used For	49.000		1.308	
	252210	Quicklime; Excluding Calcium Oxide And Hydroxide Of Heading No. 2825	2.460.000		196.800	
	252220	Slaked Lime; Excluding Calcium Oxide And Hydroxide Of Heading No. 2825	6.960.000		620.020	
	252230	Hydraulic Lime; Excluding Calcium Oxide And Hydroxide Of Heading No. 2825		59.500		15.360
	252310	Cement Clinkers (whether Or Not Coloured)	1.605.128.258	1.835.901.537	47.610.779	54.917.412
	252321	Cement; Portland, White, Whether Or Not Artificially Coloured	34.390	14.620	6.177	1.853
	252329	Cement; Portland, Other Than White, Whether Or Not Artificially Coloured	229.614	291.600	47.229	136.790
	252390	Cement; Hydraulic Kinds N.e.c. In Heading No. 2523	42.633	6.193.158	11.482	288.649
	252510	Mica; Crude And Rifted Into Sheets Or Splittings		465		119
	252800	Natural Borates And Concentrates Thereof (whether Or Not Calcined), But N	20.000		13.702	
	253020	Kieserite, Epsomite (natural Magnesium Sulphates)		3.000		1.449

https://www.bps.go.id

Tabel 2. Ekspor Provinsi Asal Barang Dirinci Menurut Kode HS6 Digit, 2020—2021

Provinsi Asal	Kode HS 6	Deskripsi HS 6 Digit	Berat Bersih (Kg)		Nilai FOB (US$)	
			2020	2021	2020	2021
(1)	(2)	(3)	(4)	(5)	(6)	(7)
Jawa Timur						
	253090	Mineral Substances; N.e.c. In Chapter 25	40.491.425	49.664.696	1.865.919	2.135.879
	260200	Manganese Ores And Concentrates, Including Ferruginous Manganese Ores	2.557.500	1.925.000	1.354.363	1.005.871
	261510	Zirconium Ores And Concentrates	2.832.002	127.004	4.291.950	259.689
	261900	Slag, Dross; (other Than Granulated Slag), Scalings And Other Waste From Tl	20.989.464	22.747.200	608.694	1.296.590
	262019	Slag, Ash And Residues; (not From The Manufacture Of Iron Or Steel), Conta	3.477.100	3.073.000	1.681.706	2.304.750
	262099	Slag, Ash And Residues; (not From The Manufacture Of Iron Or Steel), Conta	24.000.000		576.000	
	262190	Slag And Ash N.e.c. In Chapter 26; Including Seaweed Ash (kelp) But Excluding Ash And Residu		12.000		2.020
	270900	Oils; Petroleum Oils And Oils Obtained From Bituminous Minerals, Crude	2.795.649.340	3.026.340.783	926.363.898	1.442.335.048
	271019	Petroleum Oils And Oils From Bituminous Minerals, Not Containing Biodiese	1.472.431	2.894.772	1.954.695	3.241.839
	271020	Petroleum Oils And Oils From Bituminous Minerals, Containing Biodiesel, Nc	100.000		45.000	
	271099	Waste Oils; Of Petroleum Or Obtained From Bituminous Minerals, Not Crude	1.009.916	85.972	673.660	214.464
	271119	Petroleum Gases And Other Gaseous Hydrocarbons; Liquefied, N.e.c. In Hea	335.020	351.480	207.626	285.894
	271129	Petroleum Gases And Other Gaseous Hydrocarbons; In Gaseous State, Other Than Natural Ga		180		1
	271210	Petroleum Jelly	295.560	218.640	367.376	379.940
	271290	Paraffin Wax; Containing By Weight 0.75% Or More Of Oil, Obtained By Synt	2.701.300	4.034.150	1.897.470	3.444.269
	271312	Petroleum Coke; Calcined, Obtained From Bituminous Minerals	43.527.690	40.770.251	12.291.014	21.757.675
	271320	Petroleum Bitumen; Obtained From Bituminous Minerals	10.000		1.950	
	271390	Residues; Of Petroleum Oils Or Of Oils Obtained From Bituminous Minerals	11.183.900	19.173.946	2.321.033	8.031.123
	271410	Bituminous Or Oil Shale And Tar Sands	30.000		18.177	
	271490	Bitumen And Asphalt, Natural; Asphaltites And Asphaltic Rock	770.000	330.000	97.130	41.250
	280110	Chlorine	3.375	6.620	3.152	9.551
	280300	Carbon; Carbon Blacks And Other Forms Of Carbon N.e.c.	960.060	881.515	248.662	243.466
	280410	Hydrogen		467		3.755
	280421	Gases, Rare; Argon	2.888.210	4.674.230	748.301	1.303.508
	280429	Gases, Rare; Other Than Argon	26.123	19.610	1.066.283	359.854
	280430	Nitrogen		7.000		3.479
	280440	Oxygen		17		34
	280469	Silicon; Containing By Weight Less Than 99.99% Of Silicon		44.000		110.000
	280512	Alkali Or Alkali-earth Metals; Calcium	7	12	487	88
	280700	Sulphuric Acid; Oleum	31.119.682		240.245	
	280800	Nitric Acid; Sulphonitric Acids		145		174
	280920	Phosphoric Acid And Polyphosphoric Acids	69.700	48.880	61.197	62.226
	281112	Hydrogen Cyanide (hydrocyanic Acid)		1.050		1.470
	281121	Carbon Dioxide	13	26	30	338
	281122	Silicon Dioxide	14.442.930	13.549.054	22.285.499	20.610.220
	281511	Sodium Hydroxide (caustic Soda); Solid	1	9.950	72	23.641
	281610	Hydroxide And Peroxide Of Magnesium		1		2
	281700	Zinc; Oxide And Peroxide	1.239.600	1.747.025	2.829.426	4.901.563
	282090	Manganese Oxides; Excluding Manganese Dioxide	400.025	766.025	288.943	499.839
	282110	Iron Oxides And Hydroxides	101	2	6.401	3
	282120	Earth Colours; Containing 70% Or More By Weight Of Combined Iron Evaluated As Fe2o3		20		360
	282590	Inorganic Bases, Metal Oxides, Hydroxides And Peroxides; N.e.c. In Heading	20.223.809	18.562.690	2.035.487	1.941.165
	282612	Fluorides; Of Aluminium	1.609.528	138.000	1.849.308	130.380
	282619	Fluorides; Other Than Of Aluminium	12.103	16.022	12.559	17.129
	282720	Chlorides; Of Calcium	2.160	2.100	3.996	4.037
	282732	Chlorides; Of Aluminium		1.158		1.003
	282739	Chlorides; Other Than Of Ammonium, Calcium, Magnesium, Aluminium And	0	0	0	0
	282749	Chloride Oxides And Chloride Hydroxides; Other Than Of Copper		42		308
	282890	Hypochlorites; N.e.c. In Heading No. 2828	750	2.243	1.286	1.905
	282990	Perchlorates; Bromates And Perbromates; Iodates And Periodates	8	75	67	431
	283210	Sulphites; Of Sodium	284.850	109.051	75.228	41.317
	283322	Sulphates; Of Aluminium	26.439.300	22.634.920	4.497.137	3.957.220
	283327	Sulphates; Of Barium		556.364		146.880
	283525	Phosphates; Calcium Hydrogenorthophosphate (dicalcium Phosphate), Whe	407.000	182.001	76.928	35.799
	283531	Polyphosphates; Sodium Triphosphate (sodium Tripolyphosphate), Whether	435.000	240.000	418.574	358.175
	283620	Carbonates; Disodium Carbonate	16.466.000	14.622.261	6.810.622	5.702.691
	283630	Carbonates; Sodium Hydrogen Carbonate (sodium Bicarbonate)	2.112	5.000	8.318	4.500
	283650	Carbonates; Calcium Carbonate	8.348.448	7.209.637	2.108.302	1.851.529
	283699	Carbonates; N.e.c. In Heading No. 2836 And Other Than Lithium Or Strontium		1		0
	283990	Silicates; Commercial Alkali Metal Silicates, Other Than Of Sodium	1		1	

https://www.bps.go.id

Tabel 2. Ekspor Provinsi Asal Barang Dirinci Menurut Kode HS6 Digit, 2020—2021

Provinsi Asal	Kode HS 6	Deskripsi HS 6 Digit	Berat Bersih (Kg)		Nilai FOB (US$)	
			2020	2021	2020	2021
(1)	(2)	(3)	(4)	(5)	(6)	(7)
Jawa Timur						
	284020	Borates; N.e.c. In Heading No. 2840	20.000	40.000	13.716	34.078
	284130	Salts; Sodium Dichromate	10		982	
	284210	Salts Of Inorganic Acids Or Peroxoacids, Double Or Complex Silicates, Includi	15.000	75.000	9.900	6.105
	284310	Colloidal Precious Metals; Whether Or Not Chemically Defined		5		5
	284330	Gold Compounds		51		1.931.102
	284910	Carbides; Of Calcium, Whether Or Not Chemically Defined	2.322.000	5.058.000	1.625.400	3.402.360
	285000	Hydrides, Nitrides, Azides, Silicides And Borides, Whether Or Not Chemically Defined, Other T		1		0
	285390	Phosphides, Chemically Defined Or Not, Not Ferrophosphorus; Other Inorga	7.836	11.461	6.939	5.913
	290129	Acyclic Hydrocarbons; Unsaturated, N.e.c. In Heading No. 2901		6.200.182		3.239.487
	290220	Cyclic Hydrocarbons; Benzene	6.000.458	37.655.030	3.322.394	35.605.113
	290243	Cyclic Hydrocarbons; P-xylene	20.027.406	10.013.306	7.875.243	7.561.348
	290311	Saturated Chlorinated Derivatives Of Acyclic Hydrocarbons; Chloromethane	551	10	1.165	3
	290312	Saturated Chlorinated Derivatives Of Acyclic Hydrocarbons; Dichloromethane (methylene Chl		2.700		852
	290371	Halogenated Derivatives Of Acyclic Hydrocarbons Containing Two Or More Different Halogens		320		1.343
	290511	Alcohols; Saturated Monohydric, Methanol (methyl Alcohol)	48.204	24.102	50.960	5.915
	290512	Alcohols; Saturated Monohydric, Propan-1-ol (propyl Alcohol) And Propan-2	5.880	207	84.269	70
	290513	Alcohols; Saturated Monohydric, Butan-1-ol (n-butyl Alcohol)		58.470		107.216
	290514	Alcohols; Saturated Monohydric, Butanols Excluding Item No. 2905.13	12.365.252	11.001.338	7.270.326	15.525.686
	290516	Alcohols; Saturated Monohydric, Octanol (octyl Alcohol) And Isomers There	100.845.239	102.131.413	87.614.664	197.151.536
	290517	Alcohols; Saturated Monohydric, Dodecan-1-ol (lauryl Alcohol), Hexadecan-1-ol (cetyl Alcohol		2.239.815		3.178.972
	290519	Alcohols; Saturated Monohydric, N.e.c. In Item No. 2905.1	3.431.495	7.012.562	6.728.515	15.108.439
	290532	Alcohols; Acyclic, Diols; Propylene Glycol (propane-1, 2-diol)	100	830	63	1.514
	290539	Alcohols; Acyclic, Diols, Other Than Ethylene Glycol (ethandiol) Or Propylene	31.290	255	56.435	9.714
	290541	Alcohols; Polyhydric, 2-ethyl-2- (hydroxymethyl) Propane-1,3-diol (trimethylolpropane)		1.680		3.313
	290544	Alcohols; Polyhydric, D-glucitol (sorbitol)	53.156.607	48.652.877	36.662.509	35.242.941
	290545	Alcohols; Polyhydric, Glycerol	61.567.456	59.843.996	31.680.101	43.601.436
	290559	Alcohols; Acyclic; Halogenated, Sulphonated, Nitrated Or Nitrosated Derivatives Thereof, Oth		54		62
	290611	Alcohols; Cyclanic, Cyclenic Or Cycloterpenic And Derivatives, Menthol		114		1.921
	290729	Phenol-alcohols And Polyphenols N.e.c. In Item Number 2907.2	250		435	
	290919	Ethers; Acyclic, And Their Halogenated, Sulphonated, Nitrated Or Nitrosated	190		190	
	290949	Ether-alcohols And Their Halogenated, Sulphonated, Nitrated Or Nitrosated Derivatives; N.e.c		41.925		194.951
	290950	Ether-phenols, Ether-alcohol-phenols And Their Halogenated, Sulphonated,	20.075	50	287.396	1.025
	291219	Aldehydes; Acyclic, Without Other Oxygen Function, N.e.c. In Item No. 2912.1		247.400		503.043
	291241	Aldehydes; Aldehyde-ethers, Aldehyde-phenols And Aldehydes With Other	11.202	1	122.644	280
	291429	Ketones; Cyclanic, Cyclenic Or Cycloterpenic, Without Other Oxygen Functio	15.618	1.684	184.489	10.572
	291440	Ketone-alcohols And Ketone-aldehydes		2		1
	291511	Acids; Saturated Acyclic Monocarboxylic Acids; Formic Acid		2.400		6.008
	291521	Acids; Saturated Acyclic Monocarboxylic Acids; Acetic Acid		25		73
	291529	Acids; Saturated Acyclic Monocarboxylic Acids; Acetic Acid And Its Salts N.e.	1.200		1.168	
	291532	Acids; Saturated Acyclic Monocarboxylic Acids; Vinyl Acetate	46.860	24.660	47.199	41.872
	291539	Acids; Saturated Acyclic Monocarboxylic Acids; Esters Of Acetic Acid N.e.c. In	1.920	9.950	3.910	25.858
	291550	Acids; Saturated Acyclic Monocarboxylic Acids; Propionic Acid, Its Salts And Esters		900		2.796
	291570	Acids; Saturated Acyclic Monocarboxylic Acids; Palmitic Acid, Stearic Acid, Th	16.295.781	33.464.345	11.963.664	28.233.776
	291590	Acids; Saturated Acyclic Monocarboxylic Acids; Anhydrides, Halides, Peroxid	50.353.196	35.112.721	36.562.394	30.157.523
	291612	Acids; Unsaturated Acyclic Monocarboxylic Acids; Esters Of Acrylic Acid	20		510	
	291614	Acids; Unsaturated Acyclic Monocarboxylic Acids; Esters Of Methacrylic Acid		358.334		282.955
	291619	Acids; Unsaturated Acyclic Monocarboxylic, Cyclic Monocarboxylic, Their An	200.000	336.850	715.600	1.033.018
	291631	Acids; Aromatic Monocarboxylic Acids, Benzoic Acid, Its Salts And Esters		22.000		54.340
	291714	Acids; Acyclic Polycarboxylic Acids; Maleic Anhydride	20.000		19.800	
	291719	Acids; Acyclic Polycarboxylic Acids; N.e.c. In Item No. 2917.1		600		8.225
	291732	Acids; Aromatic Polycarboxylic Acids; Dioctyl Orthophthalates	16.000	156.940	19.200	279.245
	291735	Acids; Aromatic Polycarboxylic Acids; Phthalic Anhydride	14.080.000	16.235.000	9.581.467	14.182.550
	291814	Acids; Carboxylic Acids, (with Alcohol Function But Without Other Oxygen Function), Citric Ac		2.903		4.703
	291815	Acids; Carboxylic Acids, (with Alcohol Function But Without Other Oxygen F	3.440	9	9.976	18
	291829	Acids; Carboxylic Acids, (with Phenol Function But Without Other Oxygen Fu	26		374	
	292019	Esters; Thiophosphoric Esters (phosphorothioates) And Their Salts; Other Th	20		2	
	292090	Esters; Other Than Thiophosphoric Esters (phosphorothioates) And Phosphi	1	8	3	2
	292129	Amine-function Compounds; Acyclic Polyamines And Their Derivatives, And	0	1	2	2
	292211	Amino-alcohols, Other Than Those Containing More Than One Kind Of Oxygen Function; Thei		1.260		4.404
	292241	Amino-acids, Other Than Those Containing More Than One Kind Of Oxygen	144.539.742	157.357.180	119.142.351	154.665.005

https://www.bps.go.id

Tabel 2. Ekspor Provinsi Asal Barang Dirinci Menurut Kode HS6 Digit, 2020—2021

Provinsi Asal	Kode HS 6	Deskripsi HS 6 Digit	Berat Bersih (Kg)		Nilai FOB (US$)	
			2020	2021	2020	2021
(1)	(2)	(3)	(4)	(5)	(6)	(7)
Jawa Timur						
	292242	Amino-acids, Other Than Those Containing More Than One Kind Of Oxygen	116.339.956	114.278.066	152.446.612	163.124.509
	292249	Amino-acids, Other Than Those Containing More Than One Kind Of Oxygen	4.200	630.540	27.008	4.375.042
	292250	Amino-alcohol-phenols, Amino-acid-phenols And Other Amino-compounds	0		2	
	292320	Lecithins And Other Phosphoaminolipids, Whether Or Not Chemically Define	48.007	50	100.288	320
	292419	Acyclic Amides (including Acyclic Carbamates) And Their Derivatives; Salts Th	1.137.758	2.663.825	5.701.982	17.141.663
	292421	Cyclic Amides (including Cyclic Carbamates) And Their Derivatives, Ureines A	11.900	64.150	123.760	667.160
	292511	Imides And Their Derivatives; Saccharin And Its Salts	4.500	500	14.334	652
	292529	Imines And Their Derivatives; Salts Thereof; Other Than Chlordimeform (iso)	2.058.176	4.253.582	8.922.731	18.946.126
	292910	Nitrogen-function Compounds; N.e.c. In Chapter 29, Isocyanates		6.500		1.710
	292990	Nitrogen-function Compounds; N.e.c. In Chapter 29, Excluding Isocyanates	374.000	1.042.400	629.555	1.961.580
	293090	Organo-sulphur Compounds; N.e.c. In Heading No. 2930		308.415		6.137.790
	293190	Organo-inorganic Compounds; Other Than Tetramethyl Lead, Tetraethyl Lea	20.100	12.218	13.233	7.794
	293329	Heterocyclic Compounds; With Nitrogen Hetero-atom(s) Only, Containing A	817.600	2.073.150	4.676.357	12.135.696
	293359	Heterocyclic Compounds; Containing A Pyrimidine Ring (whether Or Not Hydrogenated) Or Pi		0		40
	293369	Heterocyclic Compounds; Containing An Unfused Triazine Ring (whether Or Not Hydrogenate		275		402
	293399	Heterocyclic Compounds; N.e.c. In Headings No. 2933	33.875.330	37.089.650	146.426.366	178.574.607
	293499	Nucleic Acids And Their Salts, Other Heterocyclic Compounds, N.e.c. In Heac	11.494.408	10.490.378	57.239.560	56.712.280
	293621	Vitamins; Vitamins A And Their Derivatives, Unmixed	3.000		249.900	
	293622	Vitamins; Vitamin B1 And Its Derivatives, Unmixed	1.000	5.200	27.939	106.300
	293624	Vitamins; D- Or Dl-pantothenic Acid (vitamin B3 Or Vitamin B5) And Its Deriv	8.658	16.047	95.256	278.063
	293627	Vitamins; Vitamin C And Its Derivatives, Unmixed	68	5.210	837	61.685
	293629	Vitamins; N.e.c. In Item No. 2936.2, And Their Derivatives, Unmixed	21.233	1.101	654.570	50.109
	293690	Vitamins; N.e.c. In Heading No. 2936, Including Natural Concentrates	29.886	1.558	65.669	133.774
	293719	Polypeptide Hormones, Protein Hormones And Glycoprotein Hormones, The	147	251	5.015.678	7.078.934
	293729	Steroidal Hormones, Their Derivatives And Structural Analogues; Other Thar	1.200		406	
	293890	Glycosides; Natural Or Reproduced By Synthesis, Other Than Rutoside (rutin	208.200	164.880	567.709	457.638
	293920	Alkaloids; Of Cinchona And Their Derivatives; Salts Thereof	2		2	
	294000	Sugars, Chemically Pure, Other Than Sucrose, Lactose, Maltose, Glucose Anc	16.154.588	13.971.073	10.329.792	8.331.819
	294110	Antibiotics; Penicillins And Their Derivatives With A Penicillanic Acid Structu	57	2	16.096	542
	294190	Antibiotics; N.e.c. In Heading No. 2941	3	68	216	59
	294200	Organic Compounds; N.e.c. In Chapter 29	2.626	2.728	88.628	100.200
	300212	Blood, Human Or Animal, Antisera, Other Blood Fractions And Immunologic	257	112	56.277	22.125
	300290	Toxins, Cultures Of Micro-organisms (excluding Yeasts) And Similar Products	187	495	448	4.744
	300310	Medicaments; Containing Penicillins, Streptomycins Or Their Derivatives, For Therapeutic Or		2		136
	300320	Medicaments; Containing Antibiotics Other Than Penicillins, Streptomycins And Their Derivati		1.767		9.158
	300339	Medicaments; Containing Hormones (excluding Insulin), (but Not Containing	40	88	3.800	7.010
	300410	Medicaments; Containing Penicillins, Streptomycins Or Their Derivatives, Fo	833.574	560.723	70.062.602	47.695.633
	300420	Medicaments; Containing Antibiotics (other Than Penicillins, Streptomycins	14.848	8.715	1.455.956	1.470.209
	300432	Medicaments; Containing Corticosteroid Hormones, Their Derivatives Or Str	38.226	13.130	2.293.623	1.204.756
	300439	Medicaments; Containing Hormones (but Not Insulin), Adrenal Cortex Horm	6.378	4.284	4.339.875	3.364.704
	300449	Medicaments; Containing Alkaloids Or Their Derivatives; Other Than Ephedr	80	195	762	9.397
	300450	Medicaments; Containing Vitamins Or Their Derivatives, For Therapeutic Or	43.511	9.764	201.059	106.918
	300460	Medicaments; Containing Antimalarial Active Principles Described In Subheading Note 2 To Th		2		124
	300490	Medicaments; Consisting Of Mixed Or Unmixed Products N.e.c. In Heading	1.450.646	1.572.553	159.365.805	129.211.276
	300510	Dressings, Adhesive; And Other Articles Having An Adhesive Layer, Packed F	388.023	1.261.362	3.096.789	2.998.454
	300590	Wadding, Gauze, Bandages And Similar Articles; (excluding Adhesive Dressin	36.934	30.369	342.800	296.782
	300610	Pharmaceutical Goods; Sterile Surgical Catgut, Suture Materials, Tissue Adhe	2.721	91	30.103	322
	300650	Pharmaceutical Goods; First Aid Boxes And Kits	1		12	
	300660	Pharmaceutical Goods; Chemical Contraceptive Preparations Based On Horr	686	67	6.203	1.196
	300670	Pharmaceutical Goods; Gel Preparations Designed To Be Used In Human Or	7.956	3.234	48.780	29.795
	310100	Fertilizers, Animal Or Vegetable; Whether Or Not Mixed Together Or Chemic	17.758.442	22.479.811	4.873.011	6.120.075
	310210	Fertilizers, Mineral Or Chemical; Nitrogenous, Urea, Whether Or Not In Aque	211.781.234	149.492.110	53.899.685	51.415.995
	310221	Fertilizers, Mineral Or Chemical; Nitrogenous, Ammonium Sulphate		1.002.000		463.258
	310229	Fertilizers, Mineral Or Chemical; Nitrogenous, Other Than Ammonium Sulph	46.007	7.842	4.768	19.287
	310240	Fertilizers, Mineral Or Chemical; Ammonium Nitrate With Calcium Carbonat	105.535	10.000	3.349	345
	310280	Fertilizers, Mineral Or Chemical; Nitrogenous, Mixtures Of Urea And Ammonium Nitrate In Ac		2		285
	310290	Fertilizers, Mineral Or Chemical; Nitrogenous, Other Kinds Including Mixture	78.400	156.800	5.076	9.689
	310311	Fertilizers, Mineral Or Chemical; Phosphatic, Superphosphates, Containing B	5.435.500	9.160.425	1.277.503	2.132.882
	310319	Fertilizers, Mineral Or Chemical; Phosphatic, Superphosphates, Other Than	10.310.522	5.708.800	2.173.209	1.143.372
	310390	Fertilizers, Mineral Or Chemical; Phosphatic, N.e.c. In Heading No. 3103	4.074.550	7.235.725	1.040.022	1.255.467

https://jatim.bps.go.id

Tabel 2. Ekspor Provinsi Asal Barang Dirinci Menurut Kode HS6 Digit, 2020—2021

Provinsi Asal	Kode HS 6	Deskripsi HS 6 Digit	Berat Bersih (Kg)		Nilai FOB (US$)	
			2020	2021	2020	2021
(1)	(2)	(3)	(4)	(5)	(6)	(7)
Jawa Timur						
	310420	Fertilizers, Mineral Or Chemical; Potassic, Potassium Chloride	3.000	62.000	1.449	35.184
	310430	Fertilizers, Mineral Or Chemical; Potassic, Potassium Sulphate	6.519.000	7.076.000	2.424.951	3.284.357
	310490	Fertilizers, Mineral Or Chemical; Potassic, N.e.c. In Heading No. 3104	15.500		6.271	
	310510	Fertilizers, Mineral Or Chemical; In Tablets Or Similar Forms Or In Packages (	32.058	270.200	15.997	199.521
	310520	Fertilizers, Mineral Or Chemical; Containing The Three Fertilizing Elements N	2.711.075	5.851.173	1.488.286	2.949.420
	310551	Fertilizers, Mineral Or Chemical; Containing Nitrates And Phosphates	275.568.240	145.291.380	71.023.438	49.422.196
	310559	Fertilizers, Mineral Or Chemical; Containing The Two Fertilizing Elements Nitrogen And Phosp		2		2
	310590	Fertilizers, Mineral Or Chemical; N.e.c. In Heading No. 3105	1.865.585	1.590.000	734.673	437.370
	320120	Tanning Extracts Of Vegetable Origin; Wattle Extract	50		2.825	
	320190	Tanning Extracts Of Vegetable Origin; Tannins And Their Salts, Ethers, Esters	5.550	184.399	23.865	213.640
	320210	Tanning Substances; Synthetic Organic Tanning Substances	111	4.541	431	7.203
	320300	Colouring Matter Of Vegetable Or Animal Origin, Including Dyeing Extracts N	50.543	9.684	80.781	45.214
	320411	Dyes; Disperse Dyes And Preparations Based Thereon	24.878	41.438	36.034	74.805
	320413	Dyes; Basic Dyes And Preparations Based Thereon	1.000		10.840	
	320416	Dyes; Reactive Dyes And Preparations Based Thereon	79	9	3.459	2.152
	320417	Dyes; Pigments And Preparations Based Thereon	97.241	148.233	1.161.155	1.353.577
	320419	Dyes; N.e.c., Including Mixtures Of Colouring Matter Of Two Or More Of Thc	40	132	72	556
	320420	Dyes; Synthetic Organic Products Of A Kind Used As Fluorescent Brightening	152.400	3.119.009	2.835.773	4.345.859
	320490	Dyes; Synthetic Organic Products N.e.c. In Heading No. 3204 (e.g. Of A Kind Used As Luminopl		2.016		178.799
	320611	Colouring Matter; Pigments And Preparations Based On Titanium Dioxide, C	36.867	10.000	119.902	67.706
	320619	Colouring Matter; Pigments And Preparations Based On Titanium Dioxide, C	396.425	547.386	1.265.025	1.802.045
	320620	Colouring Matter; Pigments And Preparations Based On Chromium Compou	121.075	118.482	1.137.758	1.044.604
	320641	Colouring Matter; Ultramarine And Preparations Based Thereon	13.600	76.000	22.988	131.260
	320649	Colouring Matter; Other Preparations N.e.c. In Item No. 3206.4	1.703.440	1.087.850	8.851.100	5.935.889
	320710	Pigments; Prepared Pigments, Opacifiers, Colours And Similar Preparations	1.402.516	1.412.017	8.061.838	9.046.195
	320720	Enamels And Glazes; Vitrifiable Enamels And Glazes, Engobes (slips) And Sim	227.695	195.507	154.693	384.948
	320730	Lustres; Liquid Lustres And Similar Preparations	95	720	230	466
	320740	Glass; Glass Frit And Other Glass, In The Form Of Powder, Granules Or Flake:	1.572.657	1.870.764	3.519.004	3.372.110
	320810	Paints And Varnishes; Based On Polyesters, Dispersed Or Dissolved In A Non	363.879	444.854	374.751	527.821
	320820	Paints And Varnishes; Based On Acrylic Or Vinyl Polymers, Dispersed Or Diss	1.152.116	1.496.611	2.995.719	4.481.463
	320890	Paints And Varnishes; Based On Polymers N.e.c. In Heading No. 3208, Dispe	36.337	8.443	46.497	23.867
	320910	Paints And Varnishes; Based On Acrylic Or Vinyl Polymers, Dispersed Or Diss	41.666	644	147.777	11.252
	320990	Paints And Varnishes; (based On Polymers Other Than Acrylic Or Vinyl), Disp	1.308.290	1.552.242	1.566.150	2.126.032
	321000	Paints And Varnishes; (including Enamels, Lacquers And Distempers), Prepar	5.584	35.774	33.697	62.961
	321100	Driers; Prepared		1.700		7.225
	321210	Pigments; Of A Kind Used In The Manufacture Of Paints, Stamping Foils		570		14.896
	321290	Pigments; Of A Kind Used In The Manufacture Of Paints, Other Than Stampi	57.051	25.154	46.339	23.331
	321390	Colours; (other Than In Sets), Of A Kind Used By Artists, Students Or Signboa	1	88	1	434
	321410	Mastics; Painters' Fillings	53.576	2.842	18.328	6.257
	321490	Mastics; N.e.c. In Heading No. 3214	193.893	136.873	111.507	25.207
	321511	Ink; For Printing, Black, Whether Or Not Concentrated Or Solid	9.143	4.461	29.569	38.637
	321519	Ink; For Printing, Other Than Black, Whether Or Not Concentrated Or Solid	29.319	43.718	11.973	41.044
	321590	Ink; Writing, Drawing And Other Inks, N.e.c. In Heading No. 3215, Whether (	45.282	44.627	99.838	124.517
	330112	Oils, Essential; Of Orange (terpeneless Or Not), Including Concretes And Abs	515		3.900	
	330119	Oils, Essential; Of Citrus Fruits N.e.c. In Heading No. 3301 (terpeneless Or Nc	10.053	3.661	198.988	36.052
	330124	Oils, Essential; Of Peppermint (mentha Piperita), Terpeneless Or Not, Includi	20		440	
	330129	Oils, Essential; N.e.c. In Heading No. 3301 (terpeneless Or Not), Including Co	93.146	85.333	4.027.902	2.440.792
	330190	Oils, Essential; Concentrates In Fats, Fixed Oils, Waxes And The Like, Terpeni	151.543	38.978	1.698.247	765.992
	330210	Odoriferous Substances And Mixtures; Of A Kind Used In The Food Or Drink	75.924	26.880	938.467	223.452
	330290	Odoriferous Substances And Mixtures; Used As Raw Materials In Industries (	1.203.942	1.160.077	20.019.776	17.208.979
	330300	Perfumes And Toilet Waters	125.858	211.690	483.575	551.093
	330410	Cosmetic And Toilet Preparations; Lip Make-up		68		939
	330420	Cosmetic And Toilet Preparations; Eye Make-up	3	18	1	29
	330430	Cosmetic And Toilet Preparations; Manicure Or Pedicure Preparations	518	2	1.014	24
	330491	Cosmetic And Toilet Preparations; Powders, Whether Or Not Compressed (e	170.079	77.824	556.091	249.158
	330499	Cosmetic And Toilet Preparations; N.e.c. In Heading No. 3304, For The Care	338.531	722.580	1.474.823	1.789.435
	330510	Hair Preparations; Shampoos	655.546	768.134	1.425.596	1.641.551
	330520	Hair Preparations; For Permanent Waving Or Straightening	36		100	
	330530	Hair Preparations; Lacquers	383	730	2.448	1.643
	330590	Hair Preparations; N.e.c. In Heading No. 3305	81.483	149.400	664.193	824.357

https://www.bps.go.id

Tabel 2. Ekspor Provinsi Asal Barang Dirinci Menurut Kode HS6 Digit, 2020—2021

Provinsi Asal	Kode HS 6	Deskripsi HS 6 Digit	Berat Bersih (Kg)		Nilai FOB (US$)	
			2020	2021	2020	2021
(1)	(2)	(3)	(4)	(5)	(6)	(7)
Jawa Timur						
	330610	Oral Or Dental Hygiene Preparations; Dentifrices	6.422.537	5.055.954	11.727.530	9.354.813
	330690	Oral Or Dental Hygiene Preparations; Other Than Dentifrices	6.820	7.639	27.555	34.491
	330710	Perfumery, Cosmetic Or Toilet Preparations; Pre-shave, Shaving Or After-sha	312.862		499.299	
	330720	Perfumery, Cosmetic Or Toilet Preparations; Personal Deodorants And Antip	183.608	49.584	1.119.765	401.496
	330741	Perfumes And Deodorizers; Perfuming Or Deodorizing Preparations For Roo	1.572.383	863.417	848.372	757.185
	330749	Perfumes And Deodorizers; Perfuming Or Deodorizing Preparations For Roo	134.469	154.939	825.581	806.845
	330790	Perfumes And Deodorizers; Perfuming Or Deodorizing Preparations N.e.c. In	194.076	261.495	343.353	425.993
	340111	Soap And Organic Surface-active Products; In The Form Of Bars, Cakes, Mou	53.647.942	45.357.206	68.339.644	67.249.971
	340119	Soap And Organic Surface-active Products; In The Form Of Bars, Cakes, Mou	11.695.887	8.125.676	11.209.465	9.356.104
	340120	Soap; In Forms N.e.c. In Item No. 3401.11	112.248.416	100.717.180	69.156.502	74.482.171
	340130	Organic Surface-active Products And Preparations For Washing The Skin, In	157.138	119.487	511.351	415.181
	340290	Washing And Cleaning Preparations; Surface-active, Whether Or Not Contai	979.592	593.322	1.090.011	872.554
	340311	Lubricating Preparations; For The Treatment Of Textile And Similar Material	65.772	106.373	150.949	276.103
	340319	Lubricating Preparations; (other Than For The Treatment Of Textile And Sim	22		39	
	340399	Lubricating Preparations; Other Than For The Treatment Of Textile And Simi	7.429	625	14.297	6.974
	340490	Waxes; Artificial And Prepared, Other Than Of Polyethylene Glycol	899.927	3.174.526	877.877	3.874.980
	340510	Polishes, Creams And Similar Preparations; For Footwear Or Leather, Exclud	567	428	1.809	2.881
	340520	Polishes, Creams And Similar Preparations; For The Maintenance Of Wooden	788	377	2.535	1.714
	340530	Polishes, Creams And Similar Preparations; For Coachwork, Other Than Met	119	623	572	2.012
	340540	Scouring Pastes And Powders And Other Scouring Preparations; (whether O	1.943		9.352	
	340590	Polishes, Creams And Similar Preparations; N.e.c. In Heading No. 3405, Exclu	7.967	4.378	11.268	13.356
	340600	Candles, Tapers And The Like	968.610	1.440.229	2.838.045	4.120.226
	340700	Modelling Pastes; Preparations Known As Dental Wax, Put Up In Sets, In Pac	16	9	542	28
	350110	Casein	1.260		4.602	
	350190	Caseinates And Other Casein Derivatives; Casein Glues	60		1.860	
	350300	Gelatin (including Gelatin In Rectangular Sheets, Whether Or Not Surface-w	4.214	21.008	4.462	4.424
	350400	Peptones And Their Derivatives; Other Protein Substances And Their Derivat	1.178.000	1.400.000	382.867	457.500
	350510	Dextrins And Other Modified Starches	2.910.673	3.100.436	4.944.209	5.779.333
	350520	Glues; Based On Starches, Or On Dextrins Or Other Modified Starches	12.616	2.046	8.355	2.491
	350610	Glues Or Adhesives; Prepared, Products Suitable For Use As Glues Or Adhesi	100.586	197.630	212.395	453.928
	350691	Adhesives; Prepared, Based On Polymers Of Heading 3901 To 3913 Or On R	7.588.722	4.927.961	17.585.403	12.590.466
	350699	Glues And Other Adhesives; Prepared, N.e.c. In Heading No. 3506, Not Exce	166.220	47.877	292.856	105.881
	350790	Enzymes And Prepared Enzymes; Other Than Rennet And Concentrates Thei	268.320	123.520	1.863.497	913.693
	360500	Matches; Other Than Pyrotechnic Articles Of Heading No. 3604	2.919.899	2.051.318	3.299.740	2.446.800
	370110	Photographic Plates And Film; For X-ray, In The Flat, Sensitised, Unexposed, Of Any Material		1		4
	370130	Photographic Plates And Film; In The Flat, Sensitised, Unexposed, With Any	505		2.095	
	370310	Photographic Paper, Paperboard And Textiles; In Rolls, Sensitised, Unexpose	2.754	10.282	4.012	11.233
	370320	Photographic Paper, Paperboard And Textiles; For Colour Photography (polychrome), (other		93		69
	370390	Photographic Paper, Paperboard And Textiles; (for Other Than Colour Photo	4.156	7.419	4.357	4.779
	370400	Photographic Plates, Film, Paper, Paperboard And Textiles; Exposed But Not	573	766	4.653	7.699
	370500	Photographic Plates And Film; Exposed And Developed, Other Than Cinematographic Film		18		352
	370790	Photographic Goods; Chemical Preparations Other Than Sensitised Emulsions, Put Up In Meas		750		6.371
	380110	Graphite; Artificial	14		111	
	380190	Graphite Or Other Carbon Based Preparations; In The Form Of Pastes, Blocks, Plates Or Other		82		2.147
	380210	Carbon; Activated	1.131.300	336.815	1.975.517	699.368
	380290	Chemical Products; Activated Natural Mineral Products, Animal Black, Inclu	3.368.998	1.231.500	616.763	104.650
	380510	Terpenic Oils; Gum, Wood Or Sulphate Turpentine Oils	4.870.790	3.958.106	10.315.162	14.168.137
	380610	Rosin And Resin Acids	23.944.590	22.363.735	23.819.722	31.451.337
	380630	Ester Gums	324.000	318.000	489.497	587.647
	380690	Rosin; Spirit And Oils, N.e.c. In Heading No. 3806	16.000	64.442	24.249	109.066
	380852	Insecticides And The Like; Containing Goods Specified In Subheading Note 1	491	6.769	3.812	19.052
	380859	Insecticides, Rodenticides, Fungicides, Disinfectants, Herbicides And The Like	6.121	41.603	12.413	105.753
	380861	Insecticides And The Like; Containing Goods Specified In Subheading Note 2	342.239	37.426	325.803	122.578
	380862	Insecticides; Containing Goods Specified In Subheading Note 2 To This Chap	52.524	118.970	50.854	118.539
	380891	Insecticides; Other Than Containing Goods Specified In Subheading Notes 1	3.771.682	11.825.190	28.547.651	47.301.224
	380892	Fungicides; Other Than Containing Goods Specified In Subheading Note 1 To	1.345.148	854.022	9.469.552	7.608.679
	380893	Herbicides, Anti-sprouting Products And Plant-growth Regulators; Other Tha	161.941	168.957	2.272.539	2.406.514
	380894	Disinfectants; Other Than Containing Goods Specified In Subheading Note 1	1.649	1.563	5.292	6.917
	380899	Rodenticides And Other Similar Products N.e.c. In Heading No. 3808.9; Othe	2.611	5.390	23.925	10.769
	380991	Finishing Agents And Dye Carriers; To Accelerate Dyeing Or Fixing Of Dye-st	1.757.466	146.177	814.517	1.419.879

https://www.bps.go.id

Tabel 2. Ekspor Provinsi Asal Barang Dirinci Menurut Kode HS6 Digit, 2020—2021

Provinsi Asal	Kode HS 6	Deskripsi HS 6 Digit	Berat Bersih (Kg)		Nilai FOB (US$)	
			2020	2021	2020	2021
(1)	(2)	(3)	(4)	(5)	(6)	(7)
Jawa Timur						
	380992	Finishing Agents And Dye Carriers; To Accelerate Dyeing Or Fixing Of Dye-stu	8.071.032	9.898.848	6.283.125	8.369.762
	380993	Finishing Agents And Dye Carriers; To Accelerate Dyeing Or Fixing Of Dye-stu	5.000	318	4.861	6.348
	381090	Fluxes And Other Auxiliary Preparations; For Soldering, Brazing Or Welding,	996	20.782	11.643	21.618
	381119	Anti-knock Preparations; Other Than Those Based On Lead Compounds	665		479	
	381190	Oxidation And Gum Inhibitors, Viscosity Improvers, Anti-corrosive Preparations, Other Prepar		10.108		43.260
	381220	Plasticisers, Compound; For Rubber Or Plastics	24.805	444	23.673	7.553
	381239	Anti-oxidising Preparations And Other Compound Stabilisers; For Rubber Or	1.123.675	475.050	769.314	224.456
	381400	Solvents And Thinners; Organic Composite Solvents And Thinners, N.e.c. Or	95.865	78.633	395.953	349.361
	381519	Catalysts, Supported; Reaction Initiators, Reaction Accelerators And Catalyti	4	18.072	639	7.710
	381590	Reaction Initiators, Reaction Accelerators And Catalytic Preparations, Unsup	127.782	288	39.806	1.047
	381600	Refractory Cements, Mortars, Concretes And Similar Compositions; Other Th	1.250	2.500	1.853	2.586
	381700	Mixed Alkylbenzenes And Mixed Alkylnaphthalenes, Other Than Those Of H	274.540	202.020	314.897	250.834
	381800	Chemical Elements; Doped For Use In Electronics, In The Form Of Discs, Wafers Or Similar For		2		2
	381900	Hydraulic Fluids; For Brakes And Other Prepared Liquids For Hydraulic Trans	954	450	276	409
	382000	Anti-freezing Preparations And Prepared De-icing Fluids	6.569	34.289	12.079	47.523
	382100	Prepared Culture Media For The Development Or Maintenance Of Micro-org	13	64	84	396
	382311	Industrial Monocarboxylic Fatty Acids, Acid Oils From Refining; Stearic Acid	129.199.536	151.755.158	94.454.961	133.832.680
	382312	Industrial Monocarboxylic Fatty Acids, Acid Oils From Refining; Oleic Acid	60.000	3.858.516	58.125	4.678.956
	382319	Industrial Monocarboxylic Fatty Acids; Acid Oils From Refining; (other Than S	297.910.961	316.621.745	177.859.914	275.344.829
	382370	Industrial Fatty Alcohols	134.620.199	148.052.928	144.129.178	191.494.928
	382410	Binders, Prepared; For Foundry Moulds Or Cores	19	859.936	5	246.475
	382440	Cements, Mortars Or Concretes; Their Prepared Additives	67.369	52.800	111.799	65.176
	382450	Mortars And Concretes; Non-refractory	300	405	68	107
	382460	Sorbitol; Other Than That Of Subheading No. 2905.44	50.518.318	51.754.628	26.761.720	28.249.687
	382491	Chemical Products, Mixtures And Preparations; Consisting Mainly Of (5-ethyl-2-methyl-2-oxid		1		11
	382499	Chemical Products, Mixtures And Preparations; N.e.c. Heading 3824	41.467.474	80.088.844	32.162.048	76.884.709
	382530	Residual Products Of The Chemical Or Allied Industries, Not Elsewhere Specified Or Included;		27		26
	382600	Biodiesel And Mixtures Thereof; Not Containing Or Containing Less Than 70	5.000.000	41.330.313	4.176.472	48.029.205
	390110	Ethylene Polymers; In Primary Forms, Polyethylene Having A Specific Gravity	7.578.511	8.046.270	11.169.581	10.789.952
	390120	Ethylene Polymers; In Primary Forms, Polyethylene Having A Specific Gravity	5.600	11.734	5.024	17.575
	390130	Ethylene Polymers; In Primary Forms, Ethylene-vinyl Acetate Copolymers	24.466	11.030	36.615	17.722
	390140	Ethylene Polymers; In Primary Forms, Ethylene-alpha-olefin Copolymers, Having A Specific Gr		25.880		24.857
	390190	Ethylene Polymers; In Primary Forms, N.e.c. In Heading No. 3901	1.516.683	407.325	1.034.866	268.844
	390210	Propylene, Other Olefin Polymers; Polypropylene In Primary Forms	5.939.577	4.085.690	7.380.540	8.040.206
	390220	Propylene, Other Olefin Polymers; Polyisobutylene In Primary Forms	3		6	
	390230	Propylene, Other Olefin Polymers; Propylene Copolymers In Primary Forms	549.472	639.025	1.555.347	1.892.139
	390290	Propylene, Other Olefin Polymers; N.e.c. In Heading No. 3902, In Primary Fo	17.352	9.228	87.533	54.093
	390319	Styrene Polymers; (other Than Expansible Polystyrene), In Primary Forms	6.290.002	7.292.875	1.615.430	1.350.949
	390330	Styrene Polymers; Acrylonitrile-butadiene-styrene (abs) Copolymers, In Prim	2.779.897	2.828.325	1.659.777	1.122.468
	390390	Styrene Polymers; In Primary Forms, N.e.c. In Heading No. 3903	217.670	34.313	27.816	93.031
	390410	Vinyl Chloride, Other Halogenated Olefin Polymers; Poly(vinyl Chloride), Not	5.439.416	30.245.392	4.914.804	42.140.560
	390421	Vinyl Chloride, Other Halogenated Olefin Polymers; Non-plasticised Poly(vinyl Chloride), In Pri		217		2.811
	390422	Vinyl Chloride, Other Halogenated Olefin Polymers; Plasticised Poly(vinyl Chl	10	1	14	64
	390461	Halogenated Olefin Polymers; Fluoro-polymers, Polytetrafluoroethylene, In	4.200	4.200	85.230	86.430
	390512	Poly(vinyl Acetate); In Aqueous Dispersion, In Primary Forms	308.300	211.400	543.944	376.905
	390519	Poly(vinyl Acetate); (other Than In Aqueous Dispersion), In Primary Forms		6		114
	390521	Vinyl Acetate Copolymers; In Aqueous Dispersion, In Primary Forms	90.840	95.980	170.849	165.454
	390529	Vinyl Acetate Copolymers; (other Than In Aqueous Dispersion), In Primary F	12.000		43.680	
	390530	Poly(vinyl Alcohol); Whether Or Not Containing Unhydrolysed Acetate Grou	59.884	61.048	35.212	80.134
	390599	Vinyl Acetate, Vinyl Ester Polymers, Vinyl Polymers; N.e.c. In Heading No. 39	3.000		7.800	
	390610	Acrylic Polymers; Poly(methyl Methacrylate), In Primary Forms	4.446.201	6.003.147	4.647.208	6.477.135
	390690	Acrylic Polymers; (other Than Polymethyl Methacrylate), In Primary Forms	837.859	886.579	1.367.079	1.569.177
	390710	Polyacetals; In Primary Forms	157.356	295.000	117.702	376.628
	390730	Epoxide Resins; In Primary Forms	45.065	26.468	161.406	97.306
	390740	Polycarbonates; In Primary Forms	638.602	834.922	911.887	1.165.198
	390750	Alkyd Resins; In Primary Forms	2.487.820	2.174.880	3.258.116	3.005.721
	390761	Poly(ethylene Terephthalate); In Primary Forms, Having A Viscosity Of 78ml/	1.608.166	6.076.008	775.445	5.013.221
	390769	Poly(ethylene Terephthalate); In Primary Forms, Having A Viscosity Of Less T	2.450.849	4.632.285	1.533.112	3.569.524
	390791	Polyesters; N.e.c. In Heading No. 3907, Unsaturated, In Primary Forms	10.100.359	2.052.284	12.141.372	3.010.499
	390799	Polyesters; N.e.c. In Heading No. 3907, Saturated, In Primary Forms	2.385.561	1.798.547	1.522.148	1.530.299

https://jatim.bps.go.id

Tabel 2. Ekspor Provinsi Asal Barang Dirinci Menurut Kode HS6 Digit, 2020—2021

Provinsi Asal	Kode HS 6	Deskripsi HS 6 Digit	Berat Bersih (Kg)		Nilai FOB (US$)	
			2020	2021	2020	2021
(1)	(2)	(3)	(4)	(5)	(6)	(7)
Jawa Timur						
	390810	Polyamides; Polyamide-6, -11, -12, -6,6, -6,9, -6,10 Or -6,12, In Primary Form	55.570	234.004	27.770	159.544
	390890	Polyamides; N.e.c. In Heading No. 3908, In Primary Forms	8.390	1	33.642	5
	390910	Amino-resins; Urea And Thiourea Resins, In Primary Forms	345.000	362.400	558.715	379.972
	390920	Amino-resins; Melamine Resins, In Primary Forms	1.280.893	1.322.400	1.854.906	2.557.209
	390931	Amino-resins; N.e.c. In Heading No. 3909, In Primary Forms, Poly(methylene	134.775	70.000	237.090	209.120
	390939	Amino-resins; N.e.c. In Heading No. 3909, In Primary Forms, Other Than Pol	9	19	23	163
	390940	Phenolic Resins; In Primary Forms	4.473.084	5.557.930	8.271.963	10.813.234
	390950	Polyurethanes; In Primary Forms	9.558	21.595	29.556	77.782
	391000	Silicones; In Primary Forms	210	588	3.542	4.680
	391110	Petroleum Resins, Coumarone, Indene Or Coumarone-indene Resins And Po	6.500	750	12.417	1.517
	391212	Cellulose Acetates; Plasticised, In Primary Forms		77		4.128
	391231	Cellulose Ethers; Carboxymethylcellulose And Its Salts, In Primary Forms	5.000	13.000	23.780	46.280
	391239	Cellulose Ethers; (other Than Carboxymethylcellulose And Its Salts), In Prima	4.400	2.400	13.187	8.073
	391290	Cellulose And Its Chemical Derivatives; N.e.c. In Item No. 3912, In Primary F	8.943	9.146	1.779	1.667
	391310	Polymers, Natural; Alginic Acid, Its Salts And Esters, In Primary Forms	300	11	2.400	69
	391390	Polymers, Natural And Modified Natural; In Primary Forms (excluding Alginic	41.800	16.975	77.632	76.388
	391510	Ethylene Polymers; Waste, Parings And Scrap	442.850	173.473	186.312	111.930
	391590	Plastics N.e.c. In Heading No. 3915; Waste, Parings And Scrap	7.121.641	5.763.593	5.482.323	4.560.567
	391610	Ethylene Polymers; Monofilament, Of Which Any Cross-sectional Dimension	485	59	740	1.182
	391620	Vinyl Chloride Polymers; Monofilament, Of Which Any Cross-sectional Dime	171	11	676	193
	391690	Plastics; Monofilament, Of Plastics N.e.c. In Heading No. 3916, Cross-section	1.100	10.196	8.795	24.026
	391710	Plastics; Artificial Guts (sausage Casings) Of Hardened Protein Or Of Cellulos	73.518	33.057	42.475	70.934
	391721	Plastics; Tubes, Pipes And Hoses Thereof, Rigid, Of Polymers Of Ethylene	100		110	
	391722	Plastics; Tubes, Pipes And Hoses Thereof, Rigid, Of Polymers Of Propylene	300		161	
	391723	Plastics; Tubes, Pipes And Hoses Thereof, Rigid, Of Polymers Of Vinyl Chloric	1.221	6.355	2.576	3.084
	391729	Plastics; Tubes, Pipes And Hoses Thereof, Rigid, Of Plastics N.e.c. In Heading	202.217	200.845	203.078	251.026
	391731	Plastics; Tubes, Pipes And Hoses Thereof, Flexible, Having A Minimum Burst	4.137	106	29.388	364
	391732	Plastics; Tubes, Pipes And Hoses Thereof, Other Than Those Of Item No. 391	425.800	297.118	253.336	178.278
	391733	Plastics; Tubes, Pipes And Hoses Thereof, Other Than Those Of Item No. 3917.31, Not Reinfor		20		2.459
	391739	Plastics; Tubes, Pipes And Hoses Thereof, N.e.c. In Item No. 3917.30	25.684	6.443	35.955	31.953
	391740	Plastics; Tube, Pipe And Hose Fittings (e.g. Joints, Elbows, Flanges)	1.748	297	4.354	490
	391810	Floor, Wall Or Ceiling Coverings; Of Polymers Of Vinyl Chloride, Whether Or	29.361	15.368	71.250	87.584
	391890	Floor, Wall Or Ceiling Coverings; Of Plastics (excluding Polymers Of Vinyl Chl	262.138	220.340	1.539.336	1.286.066
	391910	Plastics; Plates, Sheets, Film, Foil, Tape, Strip, Other Flat Shapes Thereof, Sel	14.405.720	16.092.568	31.054.812	44.869.029
	391990	Plastics; Plates, Sheets, Film, Foil, Tape, Strip, Other Flat Shapes Thereof, Sel	114.615	75.840	428.536	349.884
	392010	Plastics; Plates, Sheets, Film, Foil And Strip (not Self-adhesive), Of Polymers	2.431.547	2.751.718	6.058.924	6.753.547
	392020	Plastics; Of Polymers Of Propylene, Plates, Sheets, Film, Foil And Strip (not S	29.283.204	30.729.129	62.107.366	75.492.884
	392043	Plastics; Polymers Of Vinyl Chloride, Containing By Weight Not Less Than 6%	82.348	11.360	75.163	18.279
	392049	Plastics; Polymers Of Vinyl Chloride, Containing By Weight, Less Than 6% Of	21.255	7	38.320	43
	392061	Plastics; Plates, Sheets, Film, Foil And Strip (not Self-adhesive), Of Polycarbo	2.544	992	527	14.522
	392062	Plastics; Plates, Sheets, Film, Foil And Strip (not Self-adhesive), Of Poly(ethyl	5.088.993	9.150.319	17.450.869	36.583.177
	392069	Plastics; Plates, Sheets, Film, Foil And Strip (not Self-adhesive), Of Polyesters	10.727.738	11.084.250	25.800.140	26.915.074
	392071	Plastics; Plates, Sheets, Film, Foil And Strip (not Self-adhesive), Of Regenerat	210	558	3.236	8.814
	392079	Plastics; Plates, Sheets, Film, Foil And Strip (not Self-adhesive), Of Cellulose	3	17	10	99
	392091	Plastics; Plates, Sheets, Film, Foil And Strip (not Self-adhesive), Of Poly(vinyl	10.029	10.230	1.710	2.676
	392092	Plastics; Plates, Sheets, Film, Foil And Strip (not Self-adhesive), Of Polyamide	20.116	623	63.330	1.918
	392094	Plastics; Plates, Sheets, Film, Foil And Strip (not Self-adhesive), Of Phenolic R	6.711	2	23.341	67
	392099	Plastics; Plates, Sheets, Film, Foil And Strip (not Self-adhesive), Of Plastics N.	6.663	175	22.932	772
	392111	Plastics; Plates, Sheets, Film, Foil And Strip, Of Polymers Of Styrene, Cellular	14.819	15.479	20.862	81.908
	392112	Plastics; Plates, Sheets, Film, Foil And Strip, Of Polymers Of Vinyl Chloride, C	51.218	89.632	97.511	145.659
	392113	Plastics; Plates, Sheets, Film, Foil And Strip, Of Polyurethanes, Cellular	97.133	215.154	779.780	1.685.870
	392119	Plastics; Plates, Sheets, Film, Foil And Strip, Of Plastics N.e.c. In Heading No.	457.771	778.357	1.291.619	1.721.123
	392190	Plastics; Plates, Sheets, Film, Foil And Strip, Other Than Cellular	1.008.727	713.792	2.228.706	1.709.097
	392210	Plastics; Baths, Shower-baths, Sinks And Wash-basins	18.502	22.760	45.356	49.234
	392220	Plastics; Lavatory Seats And Covers	4.165	6.724	27.204	38.060
	392290	Plastics; Bidets, Lavatory Pans, Flushing Cisterns And Similar Sanitary Ware N	392.524	183.837	170.965	193.560
	392310	Plastics; Boxes, Cases, Crates And Similar Articles For The Conveyance Or Pa	304.980	203.645	647.186	375.131
	392321	Ethylene Polymers; Sacks And Bags (including Cones), For The Conveyance C	2.414.785	2.105.596	3.931.680	4.877.632
	392329	Plastics; Sacks And Bags (including Cones), For The Conveyance Or Packing C	464.053	414.299	1.370.792	1.466.450
	392330	Plastics; Carboys, Bottles, Flasks And Similar Articles, For The Conveyance Or	602.528	242.666	996.396	687.629

Tabel 2. Ekspor Provinsi Asal Barang Dirinci Menurut Kode HS6 Digit, 2020—2021

Provinsi Asal	Kode HS 6	Deskripsi HS 6 Digit	Berat Bersih (Kg)		Nilai FOB (US$)	
			2020	2021	2020	2021
(1)	(2)	(3)	(4)	(5)	(6)	(7)
Jawa Timur						
	392340	Plastics; Spools, Cops, Bobbins And Similar Supports, For The Conveyance Or	36.451	13.012	64.512	27.519
	392350	Plastics; Stoppers, Lids, Caps And Other Closures, For The Conveyance Or Pa	549.514	379.164	2.593.297	1.616.567
	392390	Plastics; Articles For The Conveyance Or Packing Of Goods N.e.c. In Heading	3.715.268	4.483.137	7.269.105	8.246.229
	392410	Plastics; Tableware And Kitchenware	1.335.180	1.711.365	7.541.082	9.749.330
	392490	Plastics; Household Articles And Hygienic Or Toilet Articles	218.982	773.587	771.376	1.791.979
	392510	Plastics; Builders' Ware, Reservoirs, Tanks, Vats And Similar Containers Of A	389.357	274.091	65.507	65.398
	392520	Plastics; Builders' Ware, Doors, Windows And Their Frames And Thresholds	11.421	3.836	20.032	15.490
	392530	Plastics; Builders' Ware, Shutters, Blinds (including Venetian Blinds) And Sim	1	2	4	14
	392590	Plastics; Builders' Ware, N.e.c. Or Included In Heading No. 3925	41.626	40.883	75.907	87.099
	392610	Plastics; Office Or School Supplies	3.469.121	3.606.870	13.698.815	14.001.746
	392620	Plastics; Articles Of Apparel And Clothing Accessories (including Gloves, Mitt	154.120	87.733	250.578	170.400
	392630	Plastics; Fittings For Furniture, Coachwork Or The Like	214.054	439.187	1.028.684	1.925.405
	392640	Plastics; Statuettes And Other Ornamental Articles	36.896	23.339	46.445	126.501
	392690	Plastics; Other Articles N.e.c. In Chapter 39	938.552	1.168.377	2.308.281	3.096.396
	400110	Rubber; Natural Rubber Latex, Whether Or Not Pre-vulcanised, In Primary Fo	64	3.320	79.754	5.656
	400121	Rubber; Natural (excluding Latex), In Smoked Sheets	13.774.796	12.632.178	20.302.920	26.816.796
	400122	Rubber; Technically Specified Natural Rubber (tsnr), In Primary Forms Or In I	1.411.200	362.880	1.941.597	627.316
	400211	Rubber; Synthetic, Styrene-butadiene Rubber (sbr) And Carboxylated Styren	111	17	91	91
	400219	Rubber; Synthetic, Styrene-butadiene Rubber (sbr) And Carboxylated Styren	33.462	11.899	52.127	30.439
	400241	Rubber; Synthetic, Chloroprene (chlorobutadiene) Rubber (cr), Latex, In Primary Forms Or In I		450		2.068
	400251	Rubber; Synthetic, Acrylonitrile-butadiene Rubber (nbr), Latex, In Primary Fo	72		60	
	400270	Rubber; Synthetic, Ethylene-propylene-non-conjugated Diene Rubber (epdm), In Primary Forr		5		149
	400299	Rubber; Synthetic, N.e.c. In Heading 4002, (other Than Latex), In Primary Fo	3.223	304	7.292	2.419
	400300	Rubber; Reclaimed Rubber, In Primary Forms Or In Plates, Sheets Or Strip	1.181.001	1.555.000	842.266	1.192.764
	400400	Rubber; Waste, Parings And Scrap Of Rubber (other Than Hard Rubber) And	362.691	465.014	93.494	119.187
	400510	Rubber; Unvulcanised, Compounded With Carbon Black Or Silica, In Primary Forms Or In Plate		28.140		3.395
	400520	Rubber; Unvulcanised, Compounded, Solutions And Dispersions Other Than	3	2	3	1
	400591	Rubber; Unvulcanised, (compounded Other Than With Carbon Black Or Silica	13.920	431	27.644	3.540
	400599	Rubber; Unvulcanised, (compounded Other Than With Carbon Black Or Silica	27	5	163	21
	400690	Rubber; Unvulcanised, Other Than Camel Back Strips For Retreading Rubber	81	171	312	1.122
	400811	Rubber; Vulcanised (other Than Hard Rubber), In Plates, Sheets And Strip Of	133.601	25.461	228.158	46.965
	400819	Rubber; Vulcanised (other Than Hard Rubber), Cellular Rubber, (other Than	259.190	173.005	710.494	479.035
	400821	Rubber; Vulcanised (other Than Hard Rubber), In Plates, Sheets And Strip, O	1.212.246	1.390.621	2.031.237	2.467.921
	400829	Rubber; Vulcanised (other Than Hard Rubber), Non-cellular Rubber, In Form	7	40	62	2.562
	400911	Rubber; Vulcanised (other Than Hard Rubber), Tubing, Piping And Hoses, Nc	757	71	1.291	3.524
	400912	Rubber; Vulcanised (other Than Hard Rubber), Tubing, Piping And Hoses, Nc	17.520	35	5.757	442
	400921	Rubber; Vulcanised (other Than Hard Rubber), Tubing, Piping And Hoses, Re	926.016	1.194.884	2.166.508	2.930.845
	400922	Rubber; Vulcanised (other Than Hard Rubber), Tubing, Piping And Hoses, Re	14.297	20.118	5.580	31.878
	400931	Rubber; Vulcanised (other Than Hard Rubber), Tubing, Piping And Hoses, Re	74.311	69.827	217.245	202.547
	400932	Rubber; Vulcanised (other Than Hard Rubber), Tubing, Piping And Hoses, Re	4		20	
	400941	Rubber; Vulcanised (other Than Hard Rubber), Tubing, Piping And Hoses, Reinforced Or Other		135		64.715
	400942	Rubber; Vulcanised (other Than Hard Rubber), Tubing, Piping And Hoses, Re	6	1	72	5
	401011	Rubber; Vulcanised, Conveyor Belts Or Belting, Reinforced Only With Metal	12.389		21.512	
	401019	Rubber; Vulcanised, Conveyor Belts Or Belting, (reinforced With Other Than	438	3.204	4.165	36.982
	401031	Rubber; Vulcanised, Endless Transmission Belts Of Trapezoidal Cross-section	87.098	39.060	229.412	340.369
	401032	Rubber; Vulcanised, Endless Transmission Belts Of Trapezoidal Cross-section (v-belts), Other T		27		540
	401033	Rubber; Vulcanised, Endless Transmission Belts Of Trapezoidal Cross-section (v-belts), V-ribbe		36		77
	401034	Rubber; Vulcanised, Endless Transmission Belts Of Trapezoidal Cross-section	15		4	
	401039	Rubber; Vulcanised, Conveyor Or Transmission Belts Or Belting, N.e.c. In Hea	11.470	2.084	17.703	13.209
	401110	Rubber; New Pneumatic Tyres, Of A Kind Used On Motor Cars (including Sta	2.558.380	2.201.089	10.427.190	9.718.079
	401120	Rubber; New Pneumatic Tyres, Of A Kind Used On Buses Or Lorries	65.948	68.014	174.100	239.306
	401130	Rubber; New Pneumatic Tyres, Of A Kind Used On Aircraft	91		1.150	
	401140	Rubber; New Pneumatic Tyres, Of A Kind Used On Motorcycles	33.557	77.275	39.363	242.043
	401150	Rubber; New Pneumatic Tyres, Of A Kind Used On Bicycles	5.521	4.085	2.365	11.024
	401170	Rubber; New Pneumatic Tyres, Of A Kind Used On Agricultural Or Forestry V	1.400		3.819	
	401180	Rubber; New Pneumatic Tyres, Of A Kind Used On Construction, Mining Or I	35.720	7.892	9.677	14.328
	401190	Rubber; New Pneumatic Tyres, Of A Kind Used On Light Commercial Vehicles	212.387	247.612	223.182	193.926
	401211	Retreaded Tyres ; Of A Kind Used On Motor Cars (including Station Wagons	530		1.120	
	401212	Retreaded Tyres; Of A Kind Used On Motor Buses Or Lorries	10	5.990	113	12.226
	401219	Retreaded Tyres; Other Than Of A Kind Used On Motor Cars (including Static	46.960	95.036	92.446	247.811

https://jatim.bps.go.id

Tabel 2. Ekspor Provinsi Asal Barang Dirinci Menurut Kode HS6 Digit, 2020—2021

Provinsi Asal	Kode HS 6	Deskripsi HS 6 Digit	Berat Bersih (Kg)		Nilai FOB (US$)	
			2020	2021	2020	2021
(1)	(2)	(3)	(4)	(5)	(6)	(7)
Jawa Timur						
	401220	Rubber; Used Pneumatic Tyres		1.353		1.833
	401290	Rubber; Tyres N.e.c. In Heading No. 4012	104.924	70.029	185.924	130.322
	401310	Rubber; Inner Tubes, Of A Kind Used On Motorcars (including Station Wagor	35.177	35.729	35.934	19.428
	401320	Rubber; Inner Tubes, Of A Kind Used On Bicycles	255	396	393	795
	401390	Rubber; Inner Tubes, N.e.c. In Heading No. 4013	72.782	72.880	53.386	65.331
	401410	Rubber; Vulcanised (other Than Hard Rubber), Sheath Contraceptives	12	269	1.064	3.081
	401490	Rubber; Vulcanised (other Than Hard Rubber), Hygienic Or Pharmaceutical A	33.488	46.896	298.516	417.681
	401519	Rubber; Vulcanised (other Than Hard Rubber), Gloves, Mittens And Mitts Ot	122.115	1.423	2.427.902	24.299
	401590	Rubber; Vulcanised (other Than Hard Rubber), Articles Of Apparel And Clothing Accessories (c		1.601		7.525
	401610	Rubber; Vulcanised (other Than Hard Rubber), Moulded Rubber Mats And M	586.022	354.638	140.388	87.644
	401691	Rubber; Vulcanised (other Than Hard Rubber), Floor Coverings And Mats, Of	2.770.389	3.064.463	3.906.851	4.872.189
	401692	Rubber; Vulcanised (other Than Hard Rubber), Erasers, Of Non-cellular Rubb	181	14	310	451
	401693	Rubber; Vulcanised (other Than Hard Rubber), Gaskets, Washers And Other	1.266	1.603	26.482	16.459
	401695	Rubber; Vulcanised (other Than Hard Rubber), Inflatable Articles (other Thar	220	2.344	15.991	8
	401699	Rubber; Vulcanised (other Than Hard Rubber), Articles N.e.c. In Heading No.	56.925	13.160	173.589	48.085
	401700	Rubber; Ebonite And Other Hard Rubbers In All Forms, Including Waste And	0	234	1	3.117
	410441	Tanned Or Crust Hides And Skins; Bovine Or Equine, Without Hair On, In The	2.515		48.747	
	410449	Tanned Or Crust Hides And Skins; Bovine Or Equine, Without Hair On, In The	529		17.766	
	410640	Tanned Or Crust Hides And Skins; Of Reptiles, Whether Or Not Split, But Not	5.027	10.654	96.839	381.211
	410692	Tanned Or Crust Hides And Skins; Of Animals Other Than Equine, Ovine, Bov	53		1.283	
	410711	Leather; Further Prepared After Tanning Or Crusting, Including Parchment-d	133		300	
	410712	Leather; Further Prepared After Tanning Or Crusting, Including Parchment-dressed Leather, O		33		1.426
	410719	Leather; Further Prepared After Tanning Or Crusting, Including Parchment-d	238.383	475.607	6.626.436	12.320.855
	410791	Leather; Further Prepared After Tanning Or Crusting, Including Parchment-dressed, Of Bovine		6.778		213.387
	410792	Leather; Further Prepared After Tanning Or Crusting, Including Parchment-d	4.367	4.575	124.722	150.292
	410799	Leather; Further Prepared After Tanning Or Crusting, Incl. Parchment-dresse	81.680	145.003	2.191.711	3.785.224
	411200	Leather; Further Prepared After Tanning Or Crusting, Including Parchment D	3.866	2.358	358.470	193.440
	411310	Leather; Further Prepared After Tanning Or Crusting, Including Parchment-d	1.362	126	44.712	6.630
	411330	Leather; Further Prepared After Tanning Or Crusting, Including Parchment-dressed Leather, O		821		49.945
	411390	Leather; Further Prepared After Tanning Or Crusting, Including Parchment-d	391	554	9.108	16.713
	411420	Leather; Patent Leather And Laminated Patent Leather; Metallised Leather		163		4.300
	411510	Leather; Composition Leather With A Basis Of Leather Or Leather Fibre, In Sl	8.506	6.403	326.696	239.251
	411520	Leather; Parings And Other Waste, Of Leather Or Composition Leather; Not Suitable For The M		5.136		153.284
	420100	Saddlery And Harness; For Any Animal (including Traces, Leads, Knee Pads, M	45	737	2.920	12.793
	420211	Cases And Containers; Trunks, Suit-cases, Vanity-cases, Executive-cases, Brie	69.860	36.492	328.663	195.602
	420212	Cases And Containers; Trunks, Suit-cases, Vanity-cases, Executive-cases, Brie	93.363	158.900	760.063	1.463.895
	420219	Cases And Containers; Trunks, Suit-cases, Vanity-cases, Executive-cases, Brie	5.635	21.421	11.885	44.670
	420221	Cases And Containers; Handbags (whether Or Not With Shoulder Strap And	11.121	34.026	563.990	1.063.290
	420222	Cases And Containers; Handbags (whether Or Not With Shoulder Strap And	136.926	143.000	1.611.274	1.074.062
	420229	Cases And Containers; Handbags (whether Or Not With Shoulder Strap And	2.881	5.212	37.145	113.426
	420231	Cases And Containers; Of A Kind Normally Carried In The Pocket Or In The H	2.599	362	77.326	48.148
	420232	Cases And Containers; Of A Kind Normally Carried In The Pocket Or In The H	32	259	270	16.554
	420239	Cases And Containers; Of A Kind Normally Carried In The Pocket Or In The H	61	10	924	298
	420291	Cases And Containers; N.e.c. In Heading 4202, With Outer Surface Of Leathe	910	561	42.494	4.298
	420292	Cases And Containers; N.e.c. In Heading 4202, With Outer Surface Of Sheeti	624.113	1.384.330	7.762.234	18.290.748
	420299	Cases And Containers; N.e.c. In Heading 4202, Of Vulcanised Fibre Or Of Pap	119.389	133.342	828.682	1.162.957
	420310	Apparel; Articles Of Apparel, Of Leather Or Of Composition Leather	4.875	4.313	257.573	76.504
	420321	Clothing Accessories; Gloves, Mittens And Mitts, Specially Designed For Use	25.895	50.013	2.591.170	4.565.457
	420329	Clothing Accessories; Gloves, Mittens And Mitts, N.e.c. In Heading No. 4203,	1.161	1.023	58.324	47.914
	420330	Clothing Accessories; Belts And Bandoliers, Of Leather Or Of Composition Le	133	72	961	4.903
	420340	Clothing Accessories; Of Leather Or Of Composition Leather, N.e.c. In Headir	31	447	792	580
	420500	Leather Articles; N.e.c. In Chapter 42, Of Leather Or Composition Leather	76	202	2.722	6.570
	430130	Furskins; Raw, Of Astrakhan, Broadtail, Caracul, Persian And Similar Lamb, Ir	1		2	
	430219	Furskins; Tanned Or Dressed, Whole, With Or Without Head, Tail Or Paws, N	8.511	10.522	70.000	88.733
	440111	Wood; For Fuel, In Logs, In Billets, In Twigs, In Faggots Or Similar Forms, Wh	50.050	27.000	11.260	2.700
	440112	Wood; For Fuel, In Logs, In Billets, In Twigs, In Faggots Or Similar Forms, Wh	25.645	101.207	6.132	42.848
	440122	Wood; For Fuel, In Chips Or Particles, Non-coniferous, Whether Or Not Aggl	2.448.000	4.246.125	418.608	736.365
	440131	Wood; For Fuel, Sawdust And Wood Waste And Scrap, Agglomerated In Log	164.701.912	179.868.251	16.507.335	18.422.069
	440139	Wood; For Fuel, Sawdust And Wood Waste And Scrap, Agglomerated In Log	1.710.649	2.652.443	551.263	684.484
	440210	Wood; Charcoal Of Bamboo (including Shell Or Nut Charcoal), Whether Or N	1.192.408	1.232.235	212.000	205.603

https://jatim.bps.go.id

Tabel 2. Ekspor Provinsi Asal Barang Dirinci Menurut Kode HS6 Digit, 2020—2021

Provinsi Asal	Kode HS 6	Deskripsi HS 6 Digit	Berat Bersih (Kg)		Nilai FOB (US$)	
			2020	2021	2020	2021
(1)	(2)	(3)	(4)	(5)	(6)	(7)
Jawa Timur						
	440290	Wood; Charcoal Of Wood Other Than Bamboo (including Shell Or Nut Charc	149.323.663	121.027.390	67.393.395	63.114.293
	440349	Wood, Tropical; Other Than Dark Red Meranti, Light Red Meranti And Merai	330	757	4.403	32.841
	440500	Wood; Wood Wool And Wood Flour	60.020	30.230	53.015	29.755
	440711	Wood; Coniferous Species, Of Pine (pinus Spp.), Sawn Or Chipped Lengthwis	114.916	919.612	100.196	904.518
	440712	Wood; Coniferous Species, Of Fir (abies Spp.) And Spruce (picea Spp.), Sawn	10.742	9.850	76.305	42.545
	440719	Wood; Coniferous Species, Other Than Of Pine (pinus Spp.) Or Fir (abies Spp	197.369	115.896	504.485	305.856
	440721	Wood, Tropical; As Specified In Subheading Note 2 To This Chapter, Mahoga	101.514	13.850	101.269	8.646
	440722	Wood, Tropical; Virola, Imbuia And Balsa, Sawn Or Chipped Lengthwise, Slic	2.866.131	210.232	3.801.122	482.974
	440725	Wood, Tropical; Dark Red Meranti, Light Red Meranti And Meranti Bakau, Sa	868.919	605.922	1.218.889	888.363
	440726	Wood, Tropical; White Lauan, White Meranti, White Seraya, Yellow Meranti	48.807	13.573	54.907	18.966
	440729	Wood, Tropical, N.e.c. In Item No. 4407.2, Sawn Or Chipped Lengthwise, Slic	5.608.879	5.383.453	8.350.656	7.662.924
	440791	Wood; Oak (quercus Spp.), Sawn Or Chipped Lengthwise, Sliced Or Peeled, Whether Or Not P		52		451
	440792	Wood; Beech (fagus Spp.), Sawn Or Chipped Lengthwise, Sliced Or Peeled, W	2.720	3.707	18.186	21.370
	440796	Wood; Of Birch (betula Spp.), Sawn Or Chipped Lengthwise, Sliced Or Peelec	39		200	
	440797	Wood; Of Poplar And Aspen (populus Spp.), Sawn Or Chipped Lengthwise, S	419	62	1.849	296
	440799	Wood; Sawn Or Chipped Lengthwise, Sliced Or Peeled, Of A Thickness Excee	9.106	55.611	52.654	159.328
	440810	Wood; Coniferous, Sheets For Veneering (including Those Obtained By Slicin	241.358	528.957	391.330	753.168
	440831	Wood, Tropical; As Specified In Subheading Note 2 To This Chapter, Dark Re	64.675	88.860	176.244	261.194
	440839	Wood, Of Tropical Wood; As In Subheading Note 2 To This Chapter, N.e.c. In	1.646.842	2.457.086	2.180.389	3.088.772
	440890	Wood; N.e.c. In Heading No. 4408, Sheets For Veneer Or Plywood, Other Wo	24.380.185	34.244.072	20.615.802	27.913.695
	440910	Wood; Coniferous (including Unassembled Strips And Friezes For Parquet Flo	1.124.661	2.897.283	1.350.909	3.811.703
	440922	Wood; Tropical (including Unassembled Strips And Friezes For Parquet Floor	354.472.644	392.981.921	381.538.672	421.837.830
	440929	Wood; Non-coniferous, Other Than Bamboo Or Tropical Wood, (including Ul	483.366	717.997	2.619.275	2.874.493
	441011	Particle Board Of Wood, Whether Or Not Agglomerated With Resins Or Othe	52.528	15.005	75.049	28.511
	441090	Particle Board, Oriented Strand Board (osb) And Similar Board Of Ligneous M	3.045		10.284	
	441112	Medium Density Fibreboard (mdf), Of A Thickness Not Exceeding 5 Mm	141.841	51.675	253.247	220.436
	441113	Medium Density Fibreboard (mdf), Of A Thickness Exceeding 5 Mm But Not	55.416	66.681	63.446	72.704
	441114	Medium Density Fibreboard (mdf), Of A Thickness Exceeding 9 Mm	19.410		17.727	
	441192	Fibreboard (other Than Mdf) Of A Density Exceeding 0.8g/cm3, Of Wood Or	0	2	0	5
	441210	Plywood, Veneered Panels And Similar Laminated Wood; Of Bamboo	14.105	11	13.406	96
	441231	Plywood; Consisting Only Of Sheets Of Wood (not Bamboo), Each Ply 6mm C	242.613.811	348.593.355	223.706.924	375.827.283
	441233	Plywood; With Sheets Of Wood Only; Not Bamboo; Each Ply 6mm Or Less, W	17.398.609	27.065.297	19.326.350	30.463.048
	441234	Plywood; Consisting Only Of Sheets Of Wood (not Bamboo), Each Ply 6mm C	863.850	1.043.506	862.938	934.343
	441239	Plywood; Consisting Only Of Sheets Of Wood (not Bamboo), Each Ply 6mm C	450.855	163.982	475.397	245.548
	441299	Plywood, Veneered Panels And Similar Laminated Wood (other Than Blockb	13.137.200	17.755.520	23.470.904	34.578.475
	441300	Wood; Densified Wood, In Blocks, Plates, Strips Or Profile Shapes		59.427		53.102
	441510	Wood; Cases, Boxes, Crates, Drums, Similar Packings And Cable-drums	402.126	377.745	912.103	876.090
	441520	Wood; Pallets, Box Pallets And Other Load Boards; Pallet Collars	728.200	333.522	636.854	326.006
	441700	Wood; Tools, Tool Bodies, Tool Handles, Broom Or Brush Bodies And Handle	12.371	4.988	25.709	10.487
	441850	Wood; Shingles And Shakes	20.500	14.295	12.295	19.810
	441875	Wood; Assembled Flooring Panels, Not Of Bamboo Or With At Least The Top	971.168	976.436	5.055.043	5.130.626
	441879	Wood; Assembled Flooring Panels, N.e.c In Headings 4418.73, 4418.74 Or 4	6.765.220	11.505.464	16.678.252	28.950.033
	441891	Wood; Builders' Joinery And Carpentry Of Wood N.e.c. In Heading No. 4418, Of Bamboo		14.686		9.472
	441899	Wood; Builders' Joinery And Carpentry Of Wood N.e.c. In Heading No. 4418,	39.422.811	42.733.391	67.229.548	77.423.066
	441911	Tableware And Kitchenware, Of Wood; Of Bamboo, Bread Boards, Chopping	19.511	333	6.926	5.963
	441919	Tableware And Kitchenware, Of Wood; Of Bamboo, N.e.c. In Heading 4419	400	20.406	575	50.137
	441990	Tableware And Kitchenware, Of Wood; Not Of Bamboo	447.790	736.826	3.129.575	4.805.893
	442090	Wood; Marquetry And Inlaid Wood, Caskets And Cases For Jewellery Or Cutl	681.007	859.091	2.506.825	5.243.499
	442110	Wood; Clothes Hangers	246	2.014	3.547	24.289
	442191	Wood; Of Bamboo, Articles N.e.c. In Heading No. 4414 To 4420 (excluding C	959	11.160	25.198	24.362
	442199	Wood; Not Of Bamboo, Articles N.e.c. In Heading No. 4414 To 4420 (excludi	95.326.721	94.655.557	52.922.981	64.066.384
	450390	Cork; Articles Of Natural Cork Other Than Corks And Stoppers	62.531	48.883	77.406	19.656
	450410	Cork; Blocks, Plates, Sheets And Strip, Tiles Of Any Shape, Solid Cylinders (in	7.694	2.375	7.696	8.391
	450490	Cork; Articles Of Agglomerated Cork (with Or Without A Binding Substance), N.e.c. In Heading		170		564
	460121	Plaiting Materials, Plaits And Similar Products Of Plaiting Materials; Mats, M	14.756	18.580	12.918	13.721
	460122	Plaiting Materials, Plaits And Similar Products Of Plaiting Materials; Mats, M	8.751	78.354	180.773	526.872
	460129	Plaiting Materials, Plaits And Similar Products Of Plaiting Materials; Mats, M	428	9.839	7.054	15.862
	460192	Plaiting Materials, Plaits And Similar Products Of Plaiting Materials; (not Mats, Matting Or Scr		9.017		11.065
	460193	Plaiting Materials, Plaits And Similar Products Of Plaiting Materials; (not Mat	1.722	148.251	36.564	222.231
	460194	Plaiting Materials, Plaits And Similar Products Of Plaiting Materials; (not Mat	1.567	2.045	23.273	28.200

https://jatim.bps.go.id

Tabel 2. Ekspor Provinsi Asal Barang Dirinci Menurut Kode HS6 Digit, 2020—2021

Provinsi Asal	Kode HS 6	Deskripsi HS 6 Digit	Berat Bersih (Kg)		Nilai FOB (US$)	
			2020	2021	2020	2021
(1)	(2)	(3)	(4)	(5)	(6)	(7)
Jawa Timur						
	460199	Plaiting Materials, Plaits And Similar Products Of Plaiting Materials; Products	9.767	14.780	24.621	10.255
	460211	Basketwork, Wickerwork And Other Articles; Of Bamboo, Made Directly To S	102.597	106.294	91.430	138.202
	460212	Basketwork, Wickerwork And Other Articles; Of Rattan, Made Directly To Sh	383.840	547.190	2.650.827	3.770.948
	460219	Basketwork, Wickerwork And Other Articles; Of Vegetable Materials (not Ba	32.151	38.226	210.281	325.151
	460290	Basketwork, Wickerwork And Other Articles; Of Non-vegetable Materials, M	15.575	12.388	91.783	29.255
	470620	Pulp; Of Fibres Derived From Recovered (waste And Scrap) Paper Or Paperb	2.334.241	1.756.461	678.591	693.947
	470630	Pulp; Of Bamboo	352.532	730.152	211.182	333.623
	470693	Pulp; Of Fibrous Cellulosic Material, Other Than Of Bamboo Or Fibres Derived From Recovere		11.591		70.380
	470710	Paper Or Paperboard; Waste And Scrap, Of Unbleached Kraft Paper Or Pape	366.214	260.745	42.481	58.883
	470730	Paper Or Paperboard; Waste And Scrap, Paper Or Paperboard Made Mainly Of Mechanical Pu		9.000		2.790
	470790	Paper Or Paperboard; Waste And Scrap, Of Paper Or Paperboard N.e.c. In H	1.458.945	1.377.135	156.146	134.273
	480100	Newsprint; Made Of Fibres Obtained Essentially By A Chemi-mechanical Pro	1.581.755	315.701	742.738	223.261
	480210	Hand-made Paper Or Paperboard		43.453		39.110
	480254	Uncoated Paper And Paperboard (not 4801 Or 4803); Printing, Writing Or Gr	340.797	75.819	595.525	146.941
	480255	Uncoated Paper And Paperboard (not 4801 Or 4803); Printing, Writing Or Gr	74.990.761	80.847.100	45.696.047	53.527.252
	480256	Uncoated Paper And Paperboard (not 4801 Or 4803); Printing, Writing Or Gr	263.873.360	308.018.226	224.915.406	255.138.771
	480257	Uncoated Paper And Paperboard (not 4801 Or 4803); Printing, Writing Or Gr	61.896.024	46.343.684	42.041.924	36.558.272
	480258	Uncoated Paper And Paperboard (not 4801 Or 4803); Printing, Writing Or Gr	10.618.157	13.839.139	9.215.792	12.380.977
	480269	Uncoated Paper And Paperboard (not 4801 Or 4803); Over 10% By Weight C	182.930		147.681	
	480300	Tissue, Towel, Napkin Stock Or Similar; For Household Or Sanitary Use, Cellu	80.721.334	68.265.837	77.769.538	70.855.833
	480411	Kraft Paper And Paperboard; Kraftliner, Uncoated, Unbleached, In Rolls Or S	4.578.436		1.737.649	
	480429	Kraft Paper And Paperboard; Sack Kraft Paper, Uncoated, Bleached, In Rolls	9.429.284		8.092.880	
	480431	Kraft Paper And Paperboard; Uncoated, Unbleached, Weight 150g/m2 Or Le	331.101	3.881.373	275.870	3.799.065
	480439	Kraft Paper And Paperboard; Uncoated, Bleached, Weight 150g/m2 Or Less,	31.175.598	31.715.600	24.642.541	30.609.278
	480441	Kraft Paper And Paperboard; Uncoated, Unbleached, Weight More Than 150g/m2 But Less Th		121.579		101.698
	480442	Kraft Paper And Paperboard; Uncoated, Weight Between 150 And 225g/m2,	521.911	17.200.446	355.907	14.432.984
	480449	Kraft Paper And Paperboard; Uncoated, Weight More Than 150g/m2 But Les	24.425		21.399	
	480511	Paper And Paperboard; Uncoated, Semi-chemical Fluting Paper, Rolls Or She	64.521.252	17.596.014	22.362.092	10.336.758
	480519	Paper And Paperboard; Uncoated, Fluting Paper Other Than Semi-chemical	360.360.576	256.721.169	128.296.811	122.139.044
	480524	Paper & Paperboard; Uncoated, Testliner (recycled Linerboard), Weight 150	2.462.699	212.556	1.055.870	117.350
	480525	Paper & Paperboard; Uncoated, Testliner (recycled Linerboard), Weight Ove	1.105.430	11.748	352.204	6.671
	480550	Paper And Paperboard; Felt Paper And Paperboard, Uncoated, In Rolls Or Sh	4.153.680		1.531.980	
	480591	Paper And Paperboard; Uncoated, Weight 150g/m2 Or Less, In Rolls Or Shee	819.912		930.195	
	480593	Paper And Paperboard; Uncoated, Weight 225/m2 Or More, In Rolls Or Shee	13.365.608	10.890.563	5.955.297	6.133.162
	480620	Paper; Greaseproof Papers, In Rolls Or Sheets	3.620.618	10.633.304	4.869.755	14.980.160
	480810	Paper And Paperboard; Corrugated, Whether Or Not Perforated, In Rolls Or	500.000		172.172	
	480890	Paper And Paperboard; Other Than Corrugated (with Or Without Glued Flat	78.933		23.048	
	480920	Paper; Self-copy Paper, Whether Or Not Printed, In Rolls Or Sheets	11.269.881	12.706.524	15.578.210	17.606.863
	481013	Paper And Paperboard; Coated With Kaolin Or Other Inorganic Substances, I	22.232.319	22.759.740	16.838.343	21.400.130
	481014	Paper And Paperboard; Coated With Kaolin Or Other Inorganic Substances, I	3.922.978	3.279.488	2.874.964	3.204.504
	481019	Paper And Paperboard; Coated With Kaolin Or Other Inorganic Substances, I	187.225	46.491	193.167	121.554
	481029	Paper And Paperboard; Coated With Kaolin Or Other Inorganic Substances C	97.446	193.385	65.308	150.772
	481092	Paper And Paperboard; Multi-ply, Coated With Kaolin Or Other Inorganic Su	21.768.831	27.777.330	11.159.366	18.129.334
	481099	Paper And Paperboard; Coated With Inorganic Substances Only, Whether O	40.498		34.471	
	481110	Paper And Paperboard; Tarred, Bituminised Or Asphalted, In Rolls Or Sheets	12.714	666	28.007	848
	481141	Paper And Paperboard; Self-adhesive, In Rolls Or Sheets, Other Than Goods	1.290.250	2.334.779	3.864.993	8.198.236
	481149	Paper And Paperboard; Gummed Or Adhesive Paper And Paperboard (exclu	150.001		59.192	
	481159	Paper And Paperboard; Coated, Impregnated Or Covered With Plastics (excl	153.448	6.466	118.391	19.739
	481190	Paper, Paperboard, Cellulose Wadding And Webs Of Soft Cellulose Fibres; Coated, Impregnat		7.086		329.994
	481310	Paper, Cigarette; In The Form Of Booklets Or Tubes	43.922	574.809	1.112.545	9.036.209
	481320	Paper, Cigarette; In Rolls Of A Width Not Exceeding 5cm	2.294.290	675.260	3.990.600	1.316.854
	481390	Paper, Cigarette; (other Than In Rolls Of A Width Not Exceeding 5cm, Or In B	602.032	296.185	7.948.736	2.237.247
	481690	Paper; Carbon Paper And Other Copying Or Transfer Papers (other Than Those Of Heading No		156.380		170.544
	481710	Paper And Paperboard; Envelopes	2.466.862	3.148.378	4.588.008	5.473.842
	481810	Paper Articles; Toilet Paper	2.981.509	1.520.453	3.968.923	2.236.328
	481820	Paper Articles; Handkerchiefs, Cleansing Or Facial Tissues And Towels	11.689.708	12.097.708	19.943.177	20.133.130
	481830	Paper Articles; Tablecloths And Serviettes, Of Paper, Cellulose Wadding Or F	3.012.969	2.342.494	4.307.439	3.409.470
	481890	Paper Articles; Articles Of Paper, Cellulose Wadding Or Fibres, N.e.c. In Head	1.788.495	1.463.071	1.703.116	1.486.563
	481910	Paper And Paperboard; Cartons, Boxes And Cases, Of Corrugated Paper Or F	8.138.855	8.402.736	6.554.681	7.683.813
	481920	Paper And Paperboard; Folding Cartons, Boxes And Cases, Of Non-corrugate	2.933.169	8.160.105	7.337.776	8.990.265

Tabel 2. Ekspor Provinsi Asal Barang Dirinci Menurut Kode HS6 Digit, 2020—2021

Provinsi Asal	Kode HS 6	Deskripsi HS 6 Digit	Berat Bersih (Kg)		Nilai FOB (US$)	
			2020	2021	2020	2021
(1)	(2)	(3)	(4)	(5)	(6)	(7)
Jawa Timur						
	481930	Paper And Paperboard; Sacks And Bags Of Paper, Paperboard, Cellulose Wa	228.518	208.264	990.437	965.989
	481940	Paper And Paperboard; Sacks And Bags, Including Cones, Of Paper, Paperbo	4.807.440	5.064.547	16.766.566	17.513.022
	481950	Paper And Paperboard; Packing Containers, Including Record Sleeves, Of Pa	7.110.016	7.082.889	32.696.440	31.757.092
	481960	Paper And Paperboard; Box Files, Letter Trays, Storage Boxes And Similar Ar	169	83	277	424
	482010	Paper And Paperboard; Registers, Account Books, Note Books, Order Books,	28.241.592	19.225.263	39.905.015	27.729.126
	482020	Paper And Paperboard; Exercise Books	44.579.907	33.427.789	49.384.594	39.305.833
	482030	Paper And Paperboard; Binders, Folders And File Covers	10.266	120.860	9.519	142.785
	482040	Paper And Paperboard; Manifold Business Forms And Interleaved Carbon Se	1.014.010	4.041.704	1.496.606	6.334.122
	482050	Paper And Paperboard; Albums For Samples Or For Collections	395	26	45	793
	482090	Paper Or Paperboard; Stationery N.e.c. In Heading No. 4820	2.178.029	3.524.021	1.208.430	2.295.852
	482110	Paper And Paperboard; Labels Or All Kinds, Printed	32	18	999	1.018
	482190	Paper And Paperboard; Labels Of All Kinds, Unprinted	45	3.078	123	41.344
	482320	Paper And Paperboard; Filter Paper And Paperboard	257.340	186.309	333.567	135.535
	482340	Paper And Paperboard; Rolls, Sheets And Dials, Printed For Self-recording Ap	85.758	287.668	138.936	467.255
	482361	Paper And Paperboard; Trays, Dishes, Plates, Cups And The Like, Of Bamboo Paper Or Paperb		197.160		73.889
	482369	Paper And Paperboard; Trays, Dishes, Plates, Cups And The Like, Of Paper O	116.718	5.817	153.265	22.686
	482370	Paper Pulp; Moulded Or Pressed Articles Or Paper Pulp		277		5.315
	482390	Paper Pulp, Paper, Paperboard, Cellulose Wadding Or Webs Of Cellulose Fib	2.404.158	1.106.999	1.198.271	525.315
	490110	Printed Matter; In Single Sheets, Whether Or Not Folded	1.236.480	726.710	3.700.751	2.156.584
	490191	Printed Matter; Dictionaries, Encyclopaedias And Serial Instalments Thereof		6		16
	490199	Printed Matter; Books, Brochures, Leaflets And Similar Printed Matter N.e.c.	93.349	82.478	149.949	493.523
	490210	Newspapers, Journals And Periodicals; Whether Or Not Illustrated Or Contai	120.906		22.813	
	490290	Newspapers, Journals And Periodicals; Whether Or Not Illustrated Or Contai	1.848	221	12.485	56.370
	490300	Printed Matter; Children's Picture, Drawing Or Colouring Books	3.712	1.116	5.433	7.069
	490600	Plans And Drawings; For Architectural, Engineering, Industrial, Commercial, Topographical Or		1		156.586
	490700	Unused Postage, Revenue Or Similar Stamps Of Current Or New Issue In The	1.961	435	85.791	3.527
	490810	Printed Matter; Transfers (decalcomanias), Vitrifiable	12	219	402	15.975
	490890	Printed Matter; Transfers (decalcomanias), Other Than Vitrifiable	549	305	16.638	5.057
	490900	Printed Or Illustrated Postcards; Printed Cards Bearing Personal Greetings, N	1.730	2.431	27.068	36.321
	491000	Calendars; Printed, Of Any Kind, Including Calendar Blocks	5.431	5.945	9.298	29.385
	491110	Printed Matter; Trade Advertising Material, Commercial Catalogues And The	6.221	3.159	34.253	32.549
	491191	Printed Matter; Pictures, Designs And Photographs, N.e.c. In Item No. 4911.	2.554	6.855	1.015	42.810
	491199	Printed Matter; N.e.c. In Heading No. 4911	407.824	29.736	1.803.336	897.840
	500600	Silk Yarn And Yarn Spun From Silk Waste; Put Up For Retail Sale, And Silk-wo	1		2	
	510320	Wool And Hair; Waste Of Wool Or Of Fine Animal Hair, Including Yarn Waste, But Excluding G		1		63
	510620	Yarn; Of Carded Wool, Containing Less Than 85% By Weight Of Wool, Not Pu	697		840	
	510710	Yarn; Of Combed Wool, Containing 85% Or More By Weight Of Wool, Not Put Up For Retail Sa		50		474
	510720	Yarn; Of Combed Wool, Containing Less Than 85% By Weight Of Wool, Not F	365	43	42	62
	510910	Yarn; Of Wool Or Of Fine Animal Hair, Containing 85% Or More By Weight O	192		257	
	510990	Yarn; Of Wool Or Of Fine Animal Hair, Containing Less Than 85% By Weight Of Wool Or Fine A		74		689
	511230	Fabrics, Woven; Of Combed Wool Or Combed Fine Animal Hair, Containing Less Than 85% By		1		21
	520100	Cotton; Not Carded Or Combed	698.760	816.346	947.951	1.360.410
	520210	Cotton; Yarn Waste (including Thread Waste)	176.843	134.232	184.098	173.178
	520299	Cotton; Waste Other Than Garnetted Stock And Yarn (including Thread) Was	34.308		33.058	
	520300	Cotton; Carded Or Combed	5.468	5.782	16.318	18.051
	520419	Cotton; Sewing Thread, Containing Less Than 85% By Weight Of Cotton, Not	7		47	
	520420	Cotton; Sewing Thread, Put Up For Retail Sale	1.525	505	4.035	373
	520511	Cotton Yarn; (not Sewing Thread), Single, Of Uncombed Fibres, 85% Or Mor	6.079.658	3.648.987	6.370.056	3.518.511
	520512	Cotton Yarn; (not Sewing Thread), Single, Of Uncombed Fibres, 85% Or Mor	1.090.563	46.713	1.698.285	110.926
	520513	Cotton Yarn; (not Sewing Thread), Single, Of Uncombed Fibres, 85% Or Mor	90.757	54.432	232.418	138.105
	520514	Cotton Yarn; (not Sewing Thread), Single, Of Uncombed Fibres, 85% Or Mor	1		1	
	520522	Cotton Yarn; (not Sewing Thread), Single, Of Combed Fibres, 85% Or More By Weight Of Cotto		13.154		61.476
	520523	Cotton Yarn; (not Sewing Thread), Single, Of Combed Fibres, 85% Or More B	188.788		456.560	
	520528	Cotton Yarn; (not Sewing Thread), Single, Of Combed Fibres, 85% Or More B	1.405	36.016	11.120	320.769
	520531	Cotton Yarn; (not Sewing Thread), Multiple Or Cabled, Of Uncombed Fibres, 85% Or More By		453		3.872
	520547	Cotton Yarn; (not Sewing Thread), Multiple Or Cabled, Of Combed Fibres, 85	25.497	94.559	152.393	597.584
	520611	Cotton Yarn; (not Sewing Thread), Single, Of Uncombed Fibres, Less Than 85	9.709.544	10.256.209	9.350.762	10.501.228
	520612	Cotton Yarn; (not Sewing Thread), Single, Of Uncombed Fibres, Less Than 85	1.408.896	1.318.404	1.707.651	1.853.727
	520613	Cotton Yarn; (not Sewing Thread), Single, Of Uncombed Fibres, Less Than 85% By Weight Of C		5.443		26.674
	520614	Cotton Yarn; (not Sewing Thread), Single, Of Uncombed Fibres, Less Than 85	5.995	157.985	7.988	176.634

https://www.bps.go.id

Tabel 2. Ekspor Provinsi Asal Barang Dirinci Menurut Kode HS6 Digit, 2020—2021

Provinsi Asal	Kode HS 6	Deskripsi HS 6 Digit	Berat Bersih (Kg)		Nilai FOB (US$)	
			2020	2021	2020	2021
(1)	(2)	(3)	(4)	(5)	(6)	(7)
Jawa Timur						
	520615	Cotton Yarn; (not Sewing Thread), Single, Of Uncombed Fibres, Less Than 85% By Weight Of C		20.866		23.935
	520622	Cotton Yarn; (not Sewing Thread), Single, Of Combed Fibres, Less Than 85%	59.549	50.784	212.384	185.966
	520623	Cotton Yarn; (not Sewing Thread), Single, Of Combed Fibres, Less Than 85%	80.081	83.147	296.416	292.835
	520624	Cotton Yarn; (not Sewing Thread), Single, Of Combed Fibres, Less Than 85%	40.421	74.663	135.780	277.400
	520631	Cotton Yarn; (not Sewing Thread), Multiple Or Cabled, Of Uncombed Fibres,	110.036	158.827	144.230	219.653
	520645	Cotton Yarn; (not Sewing Thread), Multiple Or Cabled, Of Combed Fibres, Less Than 85% By W		48		137
	520811	Fabrics, Woven; Containing 85% Or More By Weight Of Cotton, Unbleached, Plain Weave, We		67		309
	520812	Fabrics, Woven; Containing 85% Or More By Weight Of Cotton, Unbleached,	197.521	90.916	835.995	415.463
	520813	Fabrics, Woven; Containing 85% Or More By Weight Of Cotton, Unbleached,	5.033	4.669	26.301	22.688
	520819	Fabrics, Woven; Containing 85% Or More By Weight Of Cotton, Unbleached,	74.127	29.319	352.668	185.764
	520822	Fabrics, Woven; Containing 85% Or More By Weight Of Cotton, Bleached, Pl	22.426	5.380	166.491	39.376
	520829	Fabrics, Woven; Containing 85% Or More By Weight Of Cotton, Bleached, Of	302	3	1.950	3
	520832	Fabrics, Woven; Containing 85% Or More By Weight Of Cotton, Dyed, Plain V	135.819	52.656	976.422	392.059
	520839	Fabrics, Woven; Containing 85% Or More By Weight Of Cotton, Dyed, Of We	2.841	82	24.271	254
	520849	Fabrics, Woven; Containing 85% Or More By Weight Of Cotton, Of Yarns Of I	38	20	298	627
	520851	Fabrics, Woven; Containing 85% Or More By Weight Of Cotton, Printed, Plain Weave, Weighir		7		108
	520852	Fabrics, Woven; Containing 85% Or More By Weight Of Cotton, Printed, Plai	1	62.524	77	430.700
	520859	Fabrics, Woven; Containing 85% Or More By Weight Of Cotton, Printed, Of V	4		21	
	520911	Fabrics, Woven; Containing 85% Or More By Weight Of Cotton, Unbleached,	7.477	8.036	24.473	2.446
	520912	Fabrics, Woven; Containing 85% Or More By Weight Of Cotton, Unbleached,	22.126	34.676	87.608	114.399
	520919	Fabrics, Woven; Containing 85% Or More By Weight Of Cotton, Unbleached,	89	110.545	1.593	380.283
	520922	Fabrics, Woven; Containing 85% Or More By Weight Of Cotton, Bleached, 3-	6.775	1.593	41.627	10.220
	520929	Fabrics, Woven; Containing 85% Or More By Weight Of Cotton, Bleached, Of	8	2	70	46
	520932	Fabrics, Woven; Containing 85% Or More By Weight Of Cotton, Dyed, 3-thre	40.711	25.747	249.282	165.414
	520942	Fabrics, Woven; Containing 85% Or More By Weight Of Cotton, Of Yarns Of I	18		323	
	521011	Fabrics, Woven; Containing Less Than 85% By Weight Of Cotton, Mixed Mai	1.019.118	1.059.662	3.850.843	4.333.750
	521039	Fabrics, Woven; Containing Less Than 85% By Weight Of Cotton, Mixed Mai	9.516	16.327	46.341	61.304
	521112	Fabrics, Woven; Containing Less Than 85% By Weight Of Cotton, Mixed Mai	8.345	14.532	44.276	74.884
	521119	Fabrics, Woven; Containing Less Than 85% By Weight Of Cotton, Mixed Mainly Or Solely With		3		108
	521120	Fabrics, Woven; Containing Less Than 85% By Weight Of Cotton, Mixed Mainly Or Solely With		1		1
	521142	Fabrics, Woven; Containing Less Than 85% By Weight Of Cotton, Mixed Mai	2		32	
	521211	Fabrics, Woven; Of Cotton, Unbleached, Weighing Not More Than 200g/m2,	1	3	1	5
	521215	Fabrics, Woven; Of Cotton, Printed, Weighing Not More Than 200g/m2, N.e.	29		771	
	530310	Jute And Other Textile Bast Fibres; Raw Or Retted, But Not Spun, (excluding	30		31	
	530390	Jute And Other Textile Bast Fibres; Processed But Not Spun, Tow And Waste	6.164.060	8.357.500	1.219.354	1.733.524
	530500	Coconut, Abaca (manila Hemp Or Musa Textilis Nee), Ramie And Other Vege	15.470.554	17.230.758	4.234.837	4.593.643
	530890	Yarn; Of Vegetable Textile Fibres N.e.c. In Heading No. 5306, 5307 And 5308	38	82	4.990	9.896
	531100	Fabrics, Woven; Of Vegetable Textile Fibres N.e.c. In Heading No. 5309 And	30.444	60.000	107.831	225.810
	540110	Sewing Thread; Of Synthetic Filaments, Whether Or Not Put Up For Retail Sa	21.966	11.442	59.625	47.732
	540120	Sewing Thread; Of Artificial Filaments, Whether Or Not Put Up For Retail Sal	18.013	8.000	53.952	30.708
	540219	Yarn, Synthetic; Filament, Monofilament (less Than 67 Decitex), Of High Ten	7.673		42.203	
	540220	Yarn, Synthetic; Filament, Monofilament (less Than 67 Decitex), Of High Ten	10.893		32.945	
	540232	Yarn, Synthetic; Filament, Monofilament (less Than 67 Decitex), Textured, Of Nylon Or Other		33		124
	540233	Yarn, Synthetic; Filament, Monofilament (less Than 67 Decitex), Textured, O	1.280	620	7.861	3.930
	540247	Yarn, Synthetic; Filament, Monofilament (less Than 67 Decitex), Polyesters (not High Tenacity		1		150
	540248	Yarn, Synthetic; Filament, Monofilament (less Than 67 Decitex), Of Polyprop	102.400	78.800	360.810	266.226
	540249	Yarn, Synthetic; Filament, Monofilament (less Than 67 Decitex), Other Than High Tenacity Or		1		2
	540251	Yarn, Synthetic; Filament, Monofilament (less Than 67 Decitex), Of Nylon Or Other Polymides		15		291
	540259	Yarn, Synthetic; Filament, Monofilament (less Than 67 Decitex), Other Than	1		28	
	540261	Yarn, Synthetic; Filament, Monofilament (less Than 67 Decitex), Of Nylon Or	1.241.598	1.806.474	9.402.309	14.060.129
	540262	Yarn, Synthetic; Filament, Monofilament (less Than 67 Decitex), Of Polyester	371.450	387.770	1.722.150	1.738.697
	540263	Yarn, Synthetic; Filament, Monofilament (less Than 67 Decitex), Of Polyprop	944	1.026	2.849	3.121
	540269	Yarn, Synthetic; Filament, Monofilament (less Than 67 Decitex), Other Than High Tenacity Or		1		1.093
	540341	Yarn, Artificial; Filament, Monofilament (less Than 67 Decitex), Of Viscose Rayon (not High Te		69		4.090
	540349	Yarn, Artificial; Filament, Monofilament (less Than 67 Decitex), Multiple (fol	101	74	779	973
	540490	Filament, Synthetic; Strip And The Like (e.g.. Artificial Straw), Of Synthetic Te	7		31	
	540600	Man-made Filament Yarn (other Than Sewing Thread), Put Up For Retail Sale	993	1.744	5.232	8.730
	540710	Fabrics, Woven; From High Tenacity Yarn, Of Nylon, Other Polyamides Or Of	1.391	101	3.937	2.091
	540720	Fabrics, Woven; From Strip Or The Like, Of Synthetic Textile Materials	436.939	946.400	706.920	1.697.478
	540741	Fabrics, Woven; Containing 85% Or More By Weight Of Filaments Of Nylon Or Other Polyamic		7		50

Tabel 2. Ekspor Provinsi Asal Barang Dirinci Menurut Kode HS6 Digit, 2020—2021

Provinsi Asal	Kode HS 6	Deskripsi HS 6 Digit	Berat Bersih (Kg)		Nilai FOB (US$)	
			2020	2021	2020	2021
(1)	(2)	(3)	(4)	(5)	(6)	(7)
Jawa Timur						
	540751	Fabrics, Woven; Containing 85% Or More By Weight Of Textured Polyester F	1	7	1	18
	540752	Fabrics, Woven; Containing 85% Or More By Weight Of Textured Polyester F	314	18.308	6.144	68.699
	540754	Fabrics, Woven; Containing 85% Or More By Weight Of Textured Polyester F	140.571	27.268	923.794	164.410
	540761	Fabrics, Woven; Containing 85% Or More By Weight Of Non-textured Polyes	20.476	36.476	92.264	55.904
	540771	Fabrics, Woven; Containing 85% Or More By Weight Of Synthetic Filaments	1.281.011	1.374.363	1.781.242	2.362.759
	540772	Fabrics, Woven; Containing 85% Or More By Weight Of Synthetic Filaments	26		30	
	540773	Fabrics, Woven; Containing 85% Or More By Weight Of Synthetic Filaments	286	1.101	4.678	13.270
	540774	Fabrics, Woven; Containing 85% Or More By Weight Of Synthetic Filaments	2.750		1.732	
	540791	Fabrics, Woven; Of Synthetic Filament Yarn, Bleached Or Unbleached, N.e.c.	1.520.090	1.339.649	6.950.555	4.634.141
	540793	Fabrics, Woven; Of Synthetic Filament Yarn, Of Yarns Of Different Colours, N	19		109	
	540794	Fabrics, Woven; Of Synthetic Filament Yarn, Printed, N.e.c. In Heading No. 5	763	1.144	6.013	8.349
	540810	Fabrics, Woven; Of Viscose Rayon, High Tenacity, Artificial Filament Yarn		1		1
	550120	Fibres; Synthetic Filament Tow, Of Polyesters	210.753	77.642	317.179	296.426
	550210	Fibres; Artificial Filament Tow Of Cellulose Acetate	41.094	327.319	190.137	1.324.866
	550290	Fibres; Artificial Filament Tow, Other Than Cellulose Acetate	3.974	68.781	18.275	262.911
	550320	Fibres; Synthetic Staple Fibres, Of Polyesters, Not Carded, Combed Or Other	3.808.639	3.724.961	4.335.494	4.744.159
	550330	Fibres; Synthetic Staple Fibres, Acrylic Or Modacrylic, Not Carded, Combed C	187.285	1	137.315	12
	550340	Fibres; Synthetic Staple Fibres, Of Polypropylene, Not Carded, Combed Or Otherwise Processe		5		3
	550390	Fibres; Synthetic Staple Fibres, Of Synthetic Materials N.e.c. In Heading No. 5	77.000		178.307	
	550510	Fibres; Waste (including Noils, Yarn Waste And Garnetted Stock), Of Synthet	114.184	4.770	57.391	918
	550520	Fibres; Waste (including Noils, Yarn Waste And Garnetted Stock), Of Artificia	16.690	9.424	16.205	7.806
	550630	Fibres; Synthetic Staple Fibres, Acrylic Or Modacrylic, Carded, Combed Or Ot	80.819	62.681	57.357	49.372
	550810	Sewing Thread; Of Synthetic Staple Fibres, Whether Or Not Put Up For Retai	693.954	748.321	1.898.489	2.072.895
	550911	Yarn; (not Sewing Thread), Single, Of Synthetic Staple Fibres, Containing 85%	1		3	
	550921	Yarn; (not Sewing Thread), Single, Of Synthetic Staple Fibres, Containing 85%	13.855.205	12.463.246	20.312.839	21.286.478
	550922	Yarn; (not Sewing Thread), Multiple (folded) Or Cabled Yarn, Of Synthetic Sta	2.210.063	7.081.320	4.633.404	13.726.302
	550942	Yarn; (not Sewing Thread), Multiple (folded) Or Cabled Yarn, Containing 85%	74.490	80.631	394.051	413.164
	550951	Yarn; (not Sewing Thread), Of Polyester Staple Fibres, Mixed Mainly Or Solel	4.290.731	5.003.931	7.936.383	10.891.511
	550953	Yarn; (not Sewing Thread), Of Polyester Staple Fibres, Mixed Mainly Or Solel	2.620.421	3.210.609	5.489.860	6.669.042
	550959	Yarn; (not Sewing Thread), Of Polyester Staple Fibres, Mixed Mainly Or Solel	55.407	19.379	200.766	39.695
	550969	Yarn; (not Sewing Thread), Of Acrylic Or Modacrylic Staple Fibres, Mixed Ma	32.317		19.693	
	550999	Yarn; (not Sewing Thread), Of Synthetic Staple Fibres, Mixed Mainly Or Solel	73		253	
	551011	Yarn; (not Sewing Thread), Single, Of Artificial Staple Fibres, Containing 85%	2.645.913	2.186.048	4.839.477	6.224.066
	551012	Yarn; (not Sewing Thread), Multiple (folded) Or Cabled Yarn, Of Artificial Sta	79.977	103.039	199.012	338.258
	551090	Yarn; (not Sewing Thread), Of Artificial Staple Fibres, Mixed Mainly Or Solely	100	20	760	108
	551110	Yarn; (not Sewing Thread), Of Synthetic Staple Fibres, Containing 85% Or Mo	5	49	50	245
	551130	Yarn; (not Sewing Thread), Of Artificial Staple Fibres, Put Up For Retail Sale	5.836	15.192	50.823	120.451
	551211	Fabrics, Woven; Of Synthetic Staple Fibres, Containing 85% Or More By Weig	430.962	195.800	1.365.230	601.607
	551219	Fabrics, Woven; Of Synthetic Staple Fibres, Containing 85% Or More By Weight Of Polyester S		8.685		52.342
	551299	Fabrics, Woven; Of Synthetic Staple Fibres, Containing 85% Or More By Weig	2.308	1	1.030	1
	551311	Fabrics, Woven; Plain Weave, Of Polyester Staple Fibres, Containing Less Tha	5.714.824	8.954.628	19.744.341	31.072.915
	551312	Fabrics, Woven; 3-thread Or 4-thread Twill, Of Polyester Staple Fibres, Conta	204.528	65.941	1.133.058	357.129
	551313	Fabrics, Woven; Of Polyester Staple Fibres, Containing Less Than 85% By We	186.261	53.948	1.266.176	407.154
	551321	Fabrics, Woven; Plain Weave, Dyed, Containing Less Than 85% By Weight Of Polyester Staple		725		1.800
	551323	Fabrics, Woven; Dyed, Containing Less Than 85% By Weight Of Polyester Sta	137		1.576	
	551329	Fabrics, Woven; Dyed, Containing Less Than 85% By Weight Of Synthetic Sta	29.389	64.281	207.532	444.980
	551331	Fabrics, Woven; Plain Weave, Of Yarns Of Different Colours, Containing Less	174		355	
	551349	Fabrics, Woven; Printed, Containing Less Than 85% By Weight Of Synthetic Staple Fibres (othe		44		754
	551411	Fabrics, Woven; Plain Weave, Unbleached Or Bleached, Containing Less Tha	101.313	81.033	497.870	383.087
	551412	Fabrics, Woven; 3- Or 4-thread Twill, Including Cross Twill, Unbleached Or Bl	325.267	234.350	1.720.258	1.268.941
	551419	Fabrics, Woven; Unbleached Or Bleached, Containing Less Than 85% By Wei	2.155	2.390	7.911	12.181
	551429	Fabrics, Woven; Dyed, Containing Less Than 85% By Weight Of Synthetic Sta	17.422	2.633	80.200	16.194
	551430	Fabrics, Woven; Of Yarns Of Different Colours, Containing Less Than 85% By Weight Of Synthe		2.080		1.072
	551511	Fabrics, Woven; Of Polyester Staple Fibres N.e.c. In Chapter 55, Mixed Main	12.272	10.760	91.484	27.603
	551512	Fabrics, Woven; Of Polyester Staple Fibres N.e.c. In Chapter 55, Mixed Main	1.336.042	1.460.452	5.211.711	5.426.701
	551599	Fabrics, Woven; Of Synthetic Staple Fibres N.e.c. In Chapter 55, Mixed Main	1	2	3	11
	551611	Fabrics, Woven; Unbleached Or Bleached, Containing 85% Or More By Weight Of Artificial Sta		162		755
	551613	Fabrics, Woven; Of Yarns Of Different Colours, Containing 85% Or More By W	2	25	3	284
	551694	Fabrics, Woven; Printed, Of Artificial Staple Fibres, N.e.c. In Heading No. 5516		89		1.271
	560121	Wadding; Other Articles Thereof, Of Cotton	449	413	1.746	2.486

https://jatim.bps.go.id

Tabel 2. Ekspor Provinsi Asal Barang Dirinci Menurut Kode HS6 Digit, 2020—2021

Provinsi Asal	Kode HS 6	Deskripsi HS 6 Digit	Berat Bersih (Kg)		Nilai FOB (US$)	
			2020	2021	2020	2021
(1)	(2)	(3)	(4)	(5)	(6)	(7)
Jawa Timur						
	560122	Wadding; Other Articles Thereof, Of Man-made Fibres	3.766.454	3.487.812	34.141.741	33.242.464
	560129	Wadding; Other Articles Thereof, Other Than Of Cotton Or Man-made Fibres	1.400		10.731	
	560290	Felt; Impregnated, Coated, Covered Or Laminated (excluding Needleloom Fe	7.153	5.009	88.378	88.617
	560311	Nonwovens; Whether Or Not Impregnated, Coated, Covered Or Laminated,	1.697.089	2.198.316	4.003.858	5.575.491
	560312	Nonwovens; Whether Or Not Impregnated, Coated, Covered Or Laminated,	8.258.357	7.853.470	27.085.704	25.088.811
	560313	Nonwovens; Whether Or Not Impregnated, Coated, Covered Or Laminated,	599.103	1.530.579	1.658.052	3.952.966
	560314	Nonwovens; Whether Or Not Impregnated, Coated, Covered Or Laminated,	16.702	40.075	44.222	72.406
	560391	Nonwovens; Whether Or Not Impregnated, Coated, Covered Or Laminated,	190	173	1.750	607
	560392	Nonwovens; Whether Or Not Impregnated, Coated, Covered Or Laminated,	8.655.844	8.902.437	22.223.029	24.526.901
	560393	Nonwovens; Whether Or Not Impregnated, Coated, Covered Or Laminated,	5	887	250	2.108
	560394	Nonwovens; Whether Or Not Impregnated, Coated, Covered Or Laminated,	821.752	1.141.329	3.461.091	4.353.912
	560410	Rubber Thread And Cord; Textile Covered	4.396	9.732	12.538	33.996
	560490	Yarn; Textile Yarn, Strip, And The Like Of Heading No. 5404 Or 5405, Impreg	5.389	2.781	13.824	5.659
	560729	Twine, Cordage, Ropes, Cables; Of Sisal Or Other Textile Fibres Of The Genus	697.070	876.873	1.894.177	2.379.183
	560749	Twine, Cordage, Ropes, Cables; Of Polyethylene Or Polypropylene (excluding	94.203	301.914	43.828	660.399
	560750	Twine, Cordage, Ropes, Cables; Of Synthetic Fibres Other Than Polyethylene	1.605	41.423	2.622	218.433
	560790	Twine, Cordage, Ropes, Cables; Of Materials N.e.c. In Heading No. 5607, Wh	26.656	1.640	44.787	5.299
	560811	Twine, Cordage Or Rope; Fishing Nets, Made Up, Of Man Made Textile Mate	5.678	47.366	17.169	148.041
	560819	Twine, Cordage Or Rope; Knotted Netting, For Other Than Fishing, Of Man-r	96.552	148.318	233.806	360.758
	560890	Twine, Cordage Or Rope; Knotted Netting, Of Other Than Man-made Textile	668		5.886	
	560900	Yarn; Articles Of Yarn, Strip Or The Like Of Heading No. 5404 And 5405, Twir	81.949	34.860	244.828	118.616
	570110	Carpets And Other Textile Floor Coverings; Knotted, Of Wool Or Fine Animal	2.920	817	6.643	4.874
	570190	Carpets And Other Textile Floor Coverings; Knotted, Of Textile Materials (other Than Wool Or		22		103
	570241	Carpets And Other Textile Floor Coverings; Woven, (not Tufted Or Flocked),	6.050		1.946	
	570242	Carpets And Other Textile Floor Coverings; Woven, (not Tufted Or Flocked),	5		21	
	570249	Carpets And Other Textile Floor Coverings; Woven, (not Tufted Or Flocked),	2.252	738	6.755	420
	570250	Carpets And Other Textile Floor Coverings; Woven, (not Tufted Or Flocked),	153	440	4.757	13.402
	570292	Carpets And Other Textile Floor Coverings; Woven, (not Tufted Or Flocked),	55.209	63	231.422	894
	570310	Carpets And Other Textile Floor Coverings; Tufted, Of Wool Or Fine Animal H	308	107	5.903	840
	570390	Carpets And Other Textile Floor Coverings; Tufted, Of Textile Materials (othe	11.779	1.856	35.115	6.401
	570490	Carpets And Other Textile Floor Coverings; Of Felt, (not Tufted Or Flocked), I	384.337	105.126	666.809	208.603
	570500	Carpets And Other Textile Floor Coverings; N.e.c. In Chapter 57, Whether Or	1.006.355	1.369.868	7.775.927	10.842.064
	580110	Fabrics; Woven Pile, Of Wool Or Fine Animal Hair, Other Than Fabrics Of Heading No. 5802 Or		1		1
	580121	Fabrics; Woven Pile, Of Cotton, Uncut Weft Pile Fabrics, Other Than Fabrics Of Heading No. 58		2		1
	580137	Fabrics; Woven Pile, Of Man-made Fibres, Warp Pile Fabrics, Other Than Fab	576		1.842	
	580220	Fabrics; Terry Towelling And Similar Woven Terry Fabrics, Of Textile Materia	16		4	
	580300	Gauze; Other Than Narrow Fabrics Of Heading No. 5806	488	319	8.436	1.826
	580410	Tulles And Other Net Fabrics; Excluding Woven, Knitted Or Crocheted Fabric	474	83.659	294	119.741
	580421	Lace; Mechanically Made, Of Man-made Fibres In The Piece, In Strips Or In M	24	243	354	1.082
	580610	Fabrics; Woven Pile (including Terry Towelling And Similar Terry Fabrics) And	30.897	6	80.811	116
	580620	Fabrics; Narrow (excluding Pile Fabrics), Containing By Weight 5% Or More C	245	917	5.823	19.130
	580631	Fabrics; Narrow Woven Fabrics, N.e.c. In Heading No. 5806, Of Cotton (exclu	28	31	28	602
	580632	Fabrics, Narrow Woven Fabrics, N.e.c. In Heading No. 5806, Of Man-made F	493	67	16.990	1.846
	580639	Fabrics; Narrow Woven Fabrics, N.e.c. In Heading No. 5806, Of Textile Mate	515	50	1.913	1.992
	580640	Fabrics; Narrow Woven, Consisting Of Warp Without Weft, Assembled By Means Of An Adhes		36		1.092
	580710	Labels, Badges And Similar Articles; Woven, Of Textile Materials, In The Piec	28	0	826	44
	580790	Labels, Badges And Similar Articles; (other Than Woven), Of Textile Material	609	296	7.227	6.778
	580810	Braids; In The Piece	6		338	
	580890	Ornamental Trimmings; Tassels, Pompons And Similar Articles; Ornamental	4		9	
	581091	Embroidery; With Visible Ground, Of Cotton, In The Piece, In Strips Or In Mo	36.387		340.054	
	581092	Embroidery; With Visible Ground, Of Man-made Fibres, In The Piece, In Strip	6.591		48.207	
	581099	Embroidery; With Visible Ground, Of Textile Materials (other Than Cotton Ar	42.907	76.754	347.742	604.139
	581100	Quilted Textile Products; In The Piece, Composed Of One Or More Layers Of	663	25	3.022	248
	590110	Textile Fabrics; Coated With Gum Or Amylaceous Substances, Of A Kind Use	10.770	13.607	34.974	47.551
	590190	Textile Fabrics; Coated With Gum Or Amylaceous Substances, Tracing Cloth,	449	1.679	8.805	15.402
	590210	Textile Fabrics; Tyrecord Of High Tenacity Yarn Of Nylon Or Other Polyamide	4		4	
	590310	Textile Fabrics; Impregnated, Coated, Covered Or Laminated With Poly(vinyl	163.603	94.541	319.241	240.211
	590320	Textile Fabrics; Impregnated, Coated, Covered Or Laminated With Polyureth	678	3.711	10.194	20.290
	590390	Textile Fabrics; Impregnated, Coated, Covered Or Laminated With Plastics, (	95.886	65.791	877.601	669.012
	590490	Textiles Floor Coverings; Consisting Of A Coating Or Covering Applied On A Textile Backing, W		75		500

https://jatim.bps.go.id

Tabel 2. Ekspor Provinsi Asal Barang Dirinci Menurut Kode HS6 Digit, 2020—2021

Provinsi Asal	Kode HS 6	Deskripsi HS 6 Digit	Berat Bersih (Kg)		Nilai FOB (US$)	
			2020	2021	2020	2021
(1)	(2)	(3)	(4)	(5)	(6)	(7)
Jawa Timur						
	590500	Textile Wall Coverings Of Fabrics Impregnated, Coated, Covered Or Laminat	491	741	10.413	8.082
	590610	Textile Fabrics, Rubberised; (excluding Those Of Heading No. 5902), Adhesiv	692.733	681.920	2.080.374	1.880.235
	590699	Textile Fabrics, Rubberised; (excluding Those Of Heading No. 5902 And Adhe	244.990	298.303	743.566	930.061
	590800	Textile Wicks, Woven, Plaited Or Knitted; For Lamps, Stoves, Lighters, Candl	2.876	2.709	4.918	4.361
	590900	Textile Hosepiping And Similar Textile Tubing; With Or Without Lining, Armour Or Accessories		770		1.241
	591000	Textiles; Transmission Or Conveyor Belts Or Belting, Of Textile Material, Wh	2.787	8	24.547	3.294
	591110	Textile Fabric, Felt & Felt-lined Woven Fabrics, Coated/covered/laminated W	2	1.578	24	6.524
	591131	Textiles; Fabrics And Felts, Endless Or Fitted With Linking Devices, Of A Kind	180		35.372	
	591190	Textile Products And Articles For Technical Uses; N.e.c. In Heading No. 5911	718.256	905.116	3.519.680	4.363.360
	600129	Fabrics; Looped Pile Fabrics, Of Textile Materials (other Than Cotton Or Man-made Fibres), Kr		5		120
	600240	Fabrics; Knitted Or Crocheted, Other Than Those Of Heading 60.01, Of A Wi	10	3	20	3
	600290	Fabrics; Knitted Or Crocheted, Other Than Those Of Heading 60.01, Of A Wi	2.101	1.780	22.189	13.542
	600330	Fabrics; Knitted Or Crocheted Fabrics, Other Than Those Of Heading 60.01 A	0	225	3	2.212
	600410	Fabrics; Knitted Or Crocheted Fabrics Of A Width Exceeding 30 Cm, Other Th	255	1.005	7.476	26.381
	600535	Fabrics; Warp Knit (including Those Made On Galloon Knitting Machines), Ot	124		2.949	
	600536	Fabrics; Warp Knit (including Those Made On Galloon Knitting Machines), Ot	5.670	4.147	12.518	10.063
	600537	Fabrics; Warp Knit (including Those Made On Galloon Knitting Machines), Ot	17.022	5.200	35.962	13.260
	600538	Fabrics; Warp Knit (including Those Made On Galloon Knitting Machines), Ot	344.103	313.346	696.923	722.198
	600539	Fabrics; Warp Knit (including Those Made On Galloon Knitting Machines), Other Than Those C		189		1.617
	600621	Fabrics; Knitted Or Crocheted Fabrics, Other Than Those Of Headings 60.01	2.774	990	13.415	4.987
	600624	Fabrics; Knitted Or Crocheted Fabrics, Other Than Those Of Headings 60.01 To 60.04, Of Cott		866		11.128
	600632	Fabrics; Knitted Or Crocheted Fabrics, Other Than Those Of Headings 60.01	3	1.007	78	8.009
	600633	Fabrics; Knitted Or Crocheted Fabrics, Other Than Those Of Headings 60.01	1.238	755	6.104	4.688
	600690	Fabrics; Knitted Or Crocheted Fabrics, Other Than Those Of Headings 60.01	1.279	1.873	42.733	57.896
	610120	Coats; Men's Or Boys' Overcoats, Car-coats, Capes, Anoraks, Wind-jackets And Similar Articles		18		209
	610190	Coats; Men's Or Boys' Overcoats, Car-coats, Capes, Anoraks, Wind-jackets A	24	251	128	693
	610290	Coats; Women's Or Girls' Overcoats, Car-coats, Capes, Anoraks, Wind-jacket	8.033	100.605	100.781	2.142.279
	610310	Suits; Men's Or Boys', Knitted Or Crocheted	22		133	
	610322	Ensembles; Men's Or Boys', Of Cotton, Knitted Or Crocheted		1		118
	610329	Ensembles; Men's Or Boys', Of Textile Materials (other Than Cotton Or Syntl	11.982	17	277.280	137
	610332	Jackets And Blazers; Men's Or Boys', Of Cotton, Knitted Or Crocheted		78		404
	610333	Jackets And Blazers; Men's Or Boys', Of Synthetic Fibres, Knitted Or Crochet	50	139	4.073	3.177
	610339	Jackets And Blazers; Men's Or Boys', Of Textile Materials (other Than Wool C	122	112	1.316	2.622
	610342	Trousers, Bib And Brace Overalls, Breeches And Shorts; Men's Or Boys', Of C	471	22	21.611	246
	610343	Trousers, Bib And Brace Overalls, Breeches And Shorts; Men's Or Boys', Of S	273	2.225	17.379	47.489
	610349	Trousers, Bib And Brace Overalls, Breeches And Shorts; Men's Or Boys', Of T	60	2.694	476	36.956
	610419	Suits; Women's Or Girls', Of Textile Materials (other Than Synthetic Fibres),	20.637	13.320	48.406	51.028
	610422	Ensembles; Women's Or Girls', Of Cotton, Knitted Or Crocheted		1.390		2.889
	610432	Jackets; Women's Or Girls', Of Cotton, Knitted Or Crocheted		10		113
	610439	Jackets; Women's Or Girls', Of Textile Materials (other Than Wool Or Fine Animal Hair, Cotton		11		26
	610441	Dresses; Women's Or Girls', Of Wool Or Fine Animal Hair, Knitted Or Crocheted		132		311
	610442	Dresses; Women's Or Girls', Of Cotton, Knitted Or Crocheted	1.052	326	1.470	7.530
	610443	Dresses; Women's Or Girls', Of Synthetic Fibres, Knitted Or Crocheted	1.098		32.792	
	610449	Dresses; Women's Or Girls', Of Textile Materials (other Than Wool Or Fine A	786.394	941.226	1.001.443	831.539
	610459	Skirts And Divided Skirts; Women's Or Girls', Of Textile Materials (other Thar	31	45	560	719
	610462	Trousers, Bib And Brace Overalls, Breeches And Shorts; Women's Or Girls', C	9	18	84	166
	610469	Trousers, Bib And Brace Overalls, Breeches And Shorts; Women's Or Girls', C	88	595	1.216	6.039
	610510	Shirts; Men's Or Boys', Of Cotton, Knitted Or Crocheted	2.384	391	43.856	5.152
	610520	Shirts; Men's Or Boys', Of Man-made Fibres, Knitted Or Crocheted	297		17.449	
	610590	Shirts; Men's Or Boys', Of Textile Materials (other Than Cotton Or Man-mad	1.737	14	6.747	229
	610610	Blouses, Shirts And Shirt-blouses; Women's Or Girls', Of Cotton, Knitted Or Crocheted		13		244
	610620	Blouses, Shirts And Shirt-blouses; Women's Or Girls', Of Man-made Fibres, Knitted Or Crochet		15		60
	610690	Blouses, Shirts And Shirt-blouses; Women's Or Girls', Of Textile Materials (ot	206	691	2.783	10.146
	610711	Underpants And Briefs; Men's Or Boys', Of Cotton, Knitted Or Crocheted	15	9.858	162	89.896
	610719	Underpants And Briefs; Men's Or Boys', Of Textile Materials (other Than Cotton Or Man-made		19		396
	610791	Bathrobes, Dressing Gowns And Similar Articles; Men's Or Boys', Of Cotton,	631		247	
	610799	Bathrobes, Dressing Gowns And Similar Articles; Men's Or Boys', Of Textile M	1	1	25	157
	610819	Slips And Petticoats; Women's Or Girls', Of Textile Materials (other Than Ma	102		1.217	
	610829	Briefs And Panties; Women's Or Girls', Of Textile Materials (other Than Cott	64.818	18	1.658.260	616
	610899	Negligees, Bathrobes, Dressing Gowns And Similar Articles; Women's Or Girl	0	15	6	238

https://www.bps.go.id

Tabel 2. Ekspor Provinsi Asal Barang Dirinci Menurut Kode HS6 Digit, 2020—2021

Provinsi Asal	Kode HS 6	Deskripsi HS 6 Digit	Berat Bersih (Kg)		Nilai FOB (US$)	
			2020	2021	2020	2021
(1)	(2)	(3)	(4)	(5)	(6)	(7)
Jawa Timur						
	610910	T-shirts, Singlets And Other Vests; Of Cotton, Knitted Or Crocheted	5.230	6.729	106.649	228.049
	610990	T-shirts, Singlets And Other Vests; Of Textile Materials (other Than Cotton),	21.039	14.399	160.661	49.937
	611011	Jerseys, Pullovers, Cardigans, Waistcoats And Similar Articles; Knitted Or Cro	33	29	646	783
	611019	Jerseys, Pullovers, Cardigans, Waistcoats And Similar Articles; Knitted Or Cro	134.294	268.896	1.333.415	3.299.510
	611020	Jerseys, Pullovers, Cardigans, Waistcoats And Similar Articles; Of Cotton, Kni	3.224	2.041	52.278	43.917
	611030	Jerseys, Pullovers, Cardigans, Waistcoats And Similar Articles; Of Man-made	72.719	3.710	186.742	123.976
	611090	Jerseys, Pullovers, Cardigans, Waistcoats And Similar Articles; Of Textile Mat	9	16	126	605
	611120	Garments And Clothing Accessories; Babies', Of Cotton, Knitted Or Crochete	78	8	1.391	146
	611130	Garments And Clothing Accessories; Babies', Of Synthetic Fibres, Knitted Or	343	30	17.889	255
	611190	Garments And Clothing Accessories; Babies', Of Textile Materials (other Tha	2.316	176	3.535	568
	611212	Track Suits; Of Synthetic Fibres, Knitted Or Crocheted	30		17	
	611219	Track Suits; Of Textile Materials (other Than Cotton Or Synthetic Fibres), Knitted Or Crocheted		512		191
	611231	Swimwear; Men's Or Boys', Of Synthetic Fibres, Knitted Or Crocheted		50		4.707
	611241	Swimwear; Women's Or Girls', Of Synthetic Fibres, Knitted Or Crocheted	35	50	5.750	4.072
	611249	Swimwear; Women's Or Girls', Of Textile Materials (other Than Synthetic Fib	38	73	112	211
	611300	Garments Made Up Of Knitted Or Crocheted Fabrics Of Heading No. 5903, 5	250		5.086	
	611420	Garments; Of Cotton, Knitted Or Crocheted, N.e.c. In Chapter 61	16.469	18.733	154.906	243.030
	611430	Garments; Of Man-made Fibres, Knitted Or Crocheted, N.e.c. In Chapter 61	100.585	86.544	340.579	389.069
	611490	Garments; Of Textile Materials (other Than Cotton Or Man-made Fibres), Kn	163.439	570.529	289.898	354.598
	611510	Graduated Compression Hosiery (for Example, Stockings For Varicose Veins)	2	3	136	14
	611529	Hosiery; Panty Hose And Tights (other Than Graduated Compression Hosiery	110	119	17.688	8.715
	611599	Hosiery And Footwear; Without Applied Soles, Of Textile Materials N.e.c. In	33	2.913	284	1.047
	611610	Gloves, Mittens And Mitts; Knitted Or Crocheted, Impregnated, Coated Or C	538.111	808.410	1.984.720	2.625.712
	611692	Gloves, Mittens And Mitts; Of Cotton, Knitted Or Crocheted, (other Than Im	290.818	308.446	994.651	1.083.951
	611693	Gloves, Mittens And Mitts; Of Synthetic Fibres, Knitted Or Crocheted, (other	1.156.618	823.301	2.821.054	2.284.223
	611699	Gloves, Mittens And Mitts; Of Textile Materials (other Than Wool Or Fine An	2.812.958	2.519.985	6.432.679	5.803.107
	611710	Shawls, Scarves, Mufflers, Mantillas, Veils And The Like; Knitted Or Crochete	179	983	2.264	68.665
	611780	Clothing Accessories; Knitted Or Crocheted, N.e.c. In Heading No. 6117	3.820	805	81.490	27.802
	611790	Clothing; Parts, Knitted Or Crocheted	4.205	1	6.316	337
	620312	Suits; Men's Or Boys', Of Synthetic Fibres (not Knitted Or Crocheted)		10		2
	620319	Suits; Men's Or Boys', Of Textile Materials N.e.c. In Item No. 6203.1 (not Kni	8.041	12.730	181.334	74.208
	620329	Ensembles; Men's Or Boys', Of Textile Materials N.e.c. In Item No. 6203.2 (not Knitted Or Croc		3		7
	620331	Jackets And Blazers; Men's Or Boys', Of Wool Or Fine Animal Hair (not Knitte	2		35	
	620332	Jackets And Blazers; Men's Or Boys', Of Cotton (not Knitted Or Crocheted)	28	110.610	303	1.196.539
	620333	Jackets And Blazers; Men's Or Boys', Of Synthetic Fibres (not Knitted Or Croc	59.210	62.805	1.442.332	1.591.792
	620339	Jackets And Blazers; Men's Or Boys', Of Textile Materials N.e.c. In Item No. 6	28	12	1.128	137
	620341	Trousers, Bib And Brace Overalls, Breeches And Shorts; Men's Or Boys', Of W	2		17	
	620342	Trousers, Bib And Brace Overalls, Breeches And Shorts; Men's Or Boys', Of C	1.595.643	2.001.459	36.197.798	42.213.223
	620343	Trousers, Bib And Brace Overalls, Breeches And Shorts; Men's Or Boys', Of S	4	2.812	136	89.837
	620349	Trousers, Bib And Brace Overalls, Breeches And Shorts; Men's Or Boys', Of T	782	7.359	38.608	162.065
	620412	Suits; Women's Or Girls', Of Cotton (not Knitted Or Crocheted)	2.362	12.347	34.197	195.346
	620413	Suits; Women's Or Girls', Of Synthetic Fibres (not Knitted Or Crocheted)	9.706	160	12.543	169.096
	620419	Suits; Women's Or Girls', Of Textile Materials N.e.c. In Item No. 6204.1 (not	11.692	121	3.701	4.795
	620423	Ensembles; Women's Or Girls', Of Synthetic Fibres (not Knitted Or Crocheted	23	1	120	1
	620429	Ensembles; Women's Or Girls', Of Textile Materials N.e.c. In Item No. 6204.2	23	20	135	6.761
	620431	Jackets And Blazers; Women's Or Girls', Of Wool Or Fine Animal Hair (not Kn	1		30	
	620432	Jackets And Blazers; Women's Or Girls', Of Cotton (not Knitted Or Crocheted	8.160	3.154	128.181	53.821
	620433	Jackets And Blazers; Women's Or Girls', Of Synthetic Fibres (not Knitted Or C	52.552	40.040	1.246.523	1.029.131
	620439	Jackets And Blazers; Women's Or Girls', Of Textile Materials N.e.c. In Item N	316	323	68.562	33.031
	620442	Dresses; Women's Or Girls', Of Cotton (not Knitted Or Crocheted)	6.593	44.158	70.698	1.374.499
	620443	Dresses; Women's Or Girls', Of Synthetic Fibres (not Knitted Or Crocheted)	730	619	171.431	68.175
	620444	Dresses; Women's Or Girls', Of Artificial Fibres (not Knitted Or Crocheted)	2.087	26	63.724	6.454
	620449	Dresses; Women's Or Girls', Of Textile Materials N.e.c. In Item No. 6204.4 (n	53.434	57.187	185.143	338.316
	620451	Skirts And Divided Skirts; Women's Or Girls', Of Wool Or Fine Animal Hair (n	11		1.976	
	620452	Skirts And Divided Skirts; Women's Or Girls', Of Cotton (not Knitted Or Croch	84.380	63.869	1.781.352	1.188.592
	620453	Skirts And Divided Skirts; Women's Or Girls', Of Synthetic Fibres (not Knitted	25	30	14.965	2.645
	620459	Skirts And Divided Skirts; Women's Or Girls', Of Textile Materials N.e.c. In Ite	114	148	14.070	5.043
	620462	Trousers, Bib And Brace Overalls, Breeches And Shorts; Women's Or Girls', C	2.084.058	2.143.939	36.473.105	41.376.389
	620463	Trousers, Bib And Brace Overalls, Breeches And Shorts; Women's Or Girls', C	18.381	35.156	337.243	709.401
	620469	Trousers, Bib And Brace Overalls, Breeches And Shorts; Women's Or Girls', C	372	1.200	25.031	48.391

https://www.bps.go.id

Tabel 2. Ekspor Provinsi Asal Barang Dirinci Menurut Kode HS6 Digit, 2020—2021

Provinsi Asal	Kode HS 6	Deskripsi HS 6 Digit	Berat Bersih (Kg)		Nilai FOB (US$)	
			2020	2021	2020	2021
(1)	(2)	(3)	(4)	(5)	(6)	(7)
Jawa Timur						
	620520	Shirts; Men's Or Boys', Of Cotton (not Knitted Or Crocheted)	4.223	71	206.371	31.804
	620530	Shirts; Men's Or Boys', Of Man-made Fibres (not Knitted Or Crocheted)	458	190	16.025	5.514
	620590	Shirts; Men's Or Boys', Of Textile Materials N.e.c. In Heading No. 6205 (not k	620	1.041	11.749	17.157
	620610	Blouses, Shirts And Shirt-blouses; Women's Or Girls', Of Silk Or Silk Waste (n	1.910	85	36.839	77.593
	620630	Blouses, Shirts And Shirt-blouses; Women's Or Girls', Of Cotton (not Knitted	6.030	2.396	307.911	137.159
	620640	Blouses, Shirts And Shirt-blouses; Women's Or Girls', Of Man-made Fibres (n	1.192	371	36.606	16.266
	620690	Blouses, Shirts And Shirt-blouses; Women's Or Girls', Of Textile Materials N.e	6.640	4.251	99.774	40.496
	620711	Underpants And Briefs; Men's Or Boys', Of Cotton (not Knitted Or Crocheted)		24		390
	620719	Underpants And Briefs; Men's Or Boys', Of Textile Materials Other Than Cot	75	365	1.916	847
	620729	Nightshirts And Pyjamas; Men's Or Boys', Of Textile Materials Other Than Co	725		20.556	
	620791	Singlets And Other Vests, Bathrobes, Dressing Gowns And Similar Articles; Men's Or Boys', Of		1		56
	620799	Singlets And Other Vests, Bathrobes, Dressing Gowns And Similar Articles; M	314	1.917	12.589	3.810
	620821	Nightdresses And Pyjamas; Women's Or Girls', Of Cotton (not Knitted Or Crocheted)		105		374
	620829	Nightdresses And Pyjamas; Women's Or Girls', Of Textile Materials Other Th	57	138	165	116.000
	620891	Singlets And Other Vests, Briefs, Panties, Negligees, Bathrobes, Dressing Gov	155	156	7.697	1.410
	620892	Singlets And Other Vests, Briefs, Panties, Negligees, Bathrobes, Dressing Gov	182	1	3.670	15
	620899	Singlets And Other Vests, Briefs, Panties, Negligees, Bathrobes, Dressing Gowns And Similar A		25		275
	620920	Garments And Clothing Accessories; Babies', Of Cotton (not Knitted Or Croch	100	287	3.728	20.617
	620930	Garments And Clothing Accessories; Babies', Of Synthetic Fibres (not Knittec	809	2.075	34.458	54.880
	620990	Garments And Clothing Accessories; Babies', Of Textile Materials Other Thar	6	562	186	774
	621010	Garments; Of Felt Or Non-wovens (not Knitted Or Crocheted)	3.554	58.074	271.069	394.172
	621020	Garments; Overcoats, Raincoats, Car-coats, Capes, Cloaks And Similar Article	17.661		122.405	
	621030	Garments; Overcoats, Raincoats, Car-coats, Capes, Cloaks And Similar Article	9		365	
	621040	Garments; Men's Or Boys', N.e.c. In Item No. 6210.2, Of The Fabrics Of Heac	33.716	61.546	509.948	896.022
	621050	Garments; Women's Or Girls', N.e.c. In Item No. 6210.3, Of The Fabrics Of H	4.320	9.522	57.915	368.319
	621111	Swimwear; Men's Or Boys', (not Knitted Or Crocheted)		1.057		31.064
	621112	Swimwear; Women's Or Girls', (not Knitted Or Crocheted)	255	66	8.293	1.001
	621120	Ski Suits; (not Knitted Or Crocheted)	200		4.993	
	621132	Track Suits And Other Garments N.e.c.; Men's Or Boys', Of Cotton (not Knitt	492	2.949	11.284	54.497
	621133	Track Suits And Other Garments N.e.c.; Men's Or Boys', Of Man-made Fibres	9.524	5.156	68.254	65.119
	621139	Track Suits And Other Garments N.e.c.; Men's Or Boys', Of Textile Materials	80.422	104.236	490.081	731.426
	621142	Track Suits And Other Garments N.e.c.; Women's Or Girls', Of Cotton (not Kr	388	529	7.359	12.402
	621143	Track Suits And Other Garments N.e.c.; Women's Or Girls', Of Man-made Fib	3.715	10.910	80.629	61.308
	621149	Track Suits And Other Garments N.e.c.; Women's Or Girls', Of Textile Materi	534	14.994	4.751	227.698
	621210	Brassieres; Whether Or Not Knitted Or Crocheted	101.036	233	3.093.845	1.019
	621220	Girdles And Panty-girdles; Whether Or Not Knitted Or Crocheted	1		19	
	621230	Corselettes; Whether Or Not Knitted Or Crocheted		4		25
	621290	Braces, Suspenders, Garters And Similar Articles; Whether Or Not Knitted Or	3		2.030	
	621390	Handkerchiefs; Of Textile Materials Other Than Cotton (not Knitted Or Croch	14	0	63	10
	621410	Shawls, Scarves, Mufflers, Mantillas, Veils And The Like; Of Silk Or Silk Waste	1.038	3	5.389	99
	621430	Shawls, Scarves, Mufflers, Mantillas, Veils And The Like; Of Synthetic Fibres (	847	4	15.500	4
	621490	Shawls, Scarves, Mufflers, Mantillas, Veils And The Like; Of Textile Materials	2.175	365	3.746	4.282
	621510	Ties, Bow Ties And Cravats; Of Silk Or Silk Waste (not Knitted Or Crocheted)		2		56
	621520	Ties, Bow Ties And Cravats; Of Man-made Fibres (not Knitted Or Crocheted)	1		4	
	621600	Gloves, Mittens And Mitts (not Knitted Or Crocheted)	37.126	47.111	2.430.535	3.135.815
	621710	Clothing Accessories; Other Than Those Of Heading No. 6212 (not Knitted O	9.298	9.228	44.020	110.914
	621790	Clothing; Parts Of Garments Or Of Clothing Accessories, Other Than Those C	13	229	630	9.906
	630110	Blankets; Electric		536		5.316
	630120	Blankets (other Than Electric Blankets) And Travelling Rugs; Of Wool Or Fine	19		80	
	630130	Blankets (other Than Electric Blankets) And Travelling Rugs; Of Cotton	1.195	278	2.868	2.414
	630140	Blankets (other Than Electric Blankets) And Travelling Rugs; Of Synthetic Fib	1.072	133	15.153	247
	630190	Blankets And Travelling Rugs; N.e.c. In Heading No. 6301	102	124	390	1.672
	630210	Bed Linen; Knitted Or Crocheted	20	10	81	182
	630221	Bed Linen; Of Cotton, Printed, Not Knitted Or Crocheted	14.491	312	10.131	10.014
	630222	Bed Linen; Of Man-made Fibres, Printed, Not Knitted Or Crocheted	4.035	4.044	248.669	172.977
	630229	Bed Linen; Of Textile Materials (other Than Cotton Or Man-made Fibres), Pri	40	122	2.890	279
	630231	Bed Linen; Of Cotton (not Printed, Knitted Or Crocheted)	1.157	444	18.419	2.494
	630232	Bed Linen; Of Man-made Fibres (not Printed, Knitted Or Crocheted)		1		2
	630239	Bed Linen; Of Textile Materials Other Than Cotton Or Man-made Fibres (not	6	136	114	302
	630240	Table Linen; Knitted Or Crocheted		344		6.537

https://www.bps.go.id

Tabel 2. Ekspor Provinsi Asal Barang Dirinci Menurut Kode HS6 Digit, 2020—2021

Provinsi Asal	Kode HS 6	Deskripsi HS 6 Digit	Berat Bersih (Kg)		Nilai FOB (US$)	
			2020	2021	2020	2021
(1)	(2)	(3)	(4)	(5)	(6)	(7)
Jawa Timur						
	630259	Table Linen; Of Textile Materials (other Than Cotton Or Man-made Fibres), N	1.191	192	63.564	10.653
	630260	Kitchen And Toilet Linen; Of Terry Towelling Or Similar Terry Fabrics, Of Cott	4.839	6.453	24.119	38.667
	630291	Toilet And Kitchen Linen; Of Cotton, Excluding Terry Towelling Or Similar Ter	2		2	
	630293	Toilet And Kitchen Linen; Of Man-made Fibres		48		169
	630299	Toilet And Kitchen Linen; Of Textile Materials (other Than Cotton Or Man-m	67	11	5.900	107
	630312	Curtains (including Drapes) And Interior Blinds; Curtain Or Bed Valances, Kni	40	362	382	17.758
	630319	Curtains (including Drapes) And Interior Blinds; Curtain Or Bed Valances, Kni	55	574	5.575	610
	630391	Curtains (including Drapes) And Interior Blinds, Curtain Or Bed Valances; Of Cotton, Not Knitte		75		264
	630399	Curtains (including Drapes) And Interior Blinds, Curtain Or Bed Valances; Of	110	1.943	20	194
	630411	Bedspreads; Knitted Or Crocheted	762		3.408	
	630419	Bedspreads; Not Knitted Or Crocheted	664	256	2.993	7.272
	630491	Furnishing Articles; Excluding Those Of Heading No. 9404, N.e.c. In Heading	13	849	1.118	8.586
	630492	Furnishing Articles; Of Cotton, Not Knitted Or Crocheted (excluding Bedspre	1.974	195	118.908	10.478
	630493	Furnishing Articles; Of Synthetic Fibres, Not Knitted Or Crocheted (excluding	8	19.941	284	379.140
	630499	Furnishing Articles; Of Textile Materials Other Than Cotton Or Synthetic Fibr	1.076	2.929	38.920	174.193
	630510	Sacks And Bags; Of A Kind Used For The Packing Of Goods, Of Jute Or Of Oth	1.344	5.371	1.738	6.168
	630520	Sacks And Bags; Of A Kind Used For The Packing Of Goods, Of Cotton	91	54	643	667
	630532	Sacks And Bags; Of A Kind Used For The Packing Of Goods, Of Man-made Te	2.485.712	2.464.551	9.060.324	10.136.118
	630533	Sacks And Bags; Of A Kind Used For The Packing Of Goods, Of Man-made Te	4.444.393	5.008.578	10.562.302	13.361.867
	630539	Sacks And Bags; Of A Kind Used For The Packing Of Goods, Of Man-made Te	5.951	176.806	58.009	100.650
	630590	Sacks And Bags; Of A Kind Used For The Packing Of Goods, Of Textile Materi	78	224	3.200	3.240
	630612	Tarpaulins, Awnings And Sunblinds; Of Synthetic Fibres	6.939	3.271	446.036	199.644
	630619	Tarpaulins, Awnings And Sunblinds; Of Textile Materials Other Than Synthet	91.928	132.128	101.926	281.780
	630622	Tents; Of Synthetic Fibres		1		22
	630629	Tents; Of Textile Materials Other Than Synthetic Fibres	12.827	44.082	120.649	313.642
	630640	Camping Goods; Pneumatic Mattresses	6	270	110	16.025
	630690	Camping Goods; (of Textile Materials), N.e.c In Heading No. 6306	1.890.895	2.668.510	4.132.177	6.556.349
	630710	Cloths; Floor Cloths, Dish-cloths, Dusters And Similar Cleaning Cloths	50.476	53.174	140.822	184.721
	630720	Life-jackets And Life-belts	2.150	56	4.216	403
	630790	Textiles; Made Up Articles (including Dress Patterns), N.e.c. In Chapter 63, N	484.766	233.841	6.764.266	752.288
	630800	Fabrics, Woven And Yarn; In Sets, Whether Or Not With Accessories, For Ma	248	13	444	41
	630900	Clothing; Worn, And Other Worn Articles	43.459	4.845	152.042	6.186
	631010	Rags; Used Or New, Scrap Twine, Cordage, Rope And Cables And Worn Out	216.517	98.160	41.027	29.172
	631090	Rags; Used Or New, Scrap Twine, Cordage, Rope And Cables And Worn Out	117.248	1	33.458	34
	640110	Footwear; Waterproof With Metal Toe-cap, Rubber Or Plastic Outer Soles A	44.351	42.648	296.395	285.876
	640192	Footwear; Waterproof, Covering The Ankle (but Not The Knee), Rubber Or P	37.584	31.468	186.568	149.690
	640199	Footwear; Waterproof, N.e.c. In Heading No. 6401, Rubber Or Plastic Outer	2.423	5.586	22.438	10.111
	640212	Sports Footwear; With Outer Soles And Uppers Of Rubber Or Plastics, Ski-bo	17	4	130	235
	640219	Sports Footwear; (other Than Ski-boots, Snowboard Boots Or Cross-country	712.782	834.387	3.649.688	5.618.136
	640220	Footwear; With Outer Soles And Uppers Of Rubber Or Plastics, Upper Straps	99.063	149.870	740.074	866.850
	640291	Footwear; N.e.c. In Heading No. 6402, Covering The Ankle, With Outer Soles	362.079	414.387	5.899.895	7.610.518
	640299	Footwear; N.e.c. In Heading No. 6402, (other Than Just Covering The Ankle),	2.881.475	3.661.710	41.691.017	55.626.252
	640312	Sports Footwear; With Outer Soles Of Rubber, Plastics, Leather Or Composition Leather And U		360		50
	640319	Sports Footwear; (other Than Ski-boots, Snowboard Boots Or Cross-country	584.780	1.921.762	7.835.311	27.270.625
	640320	Footwear; With Outer Soles Of Leather, Uppers Consisting Of Leather Straps	214	48	7.379	1.371
	640340	Footwear; With Metal Toe-cap, Outer Soles Of Rubber, Plastics, Leather Or C	33.013	23.081	795.729	488.629
	640351	Footwear; N.e.c. In Heading No. 6403, With Outer Soles And Uppers Of Leather, Covering The		16.894		411.913
	640359	Footwear; N.e.c. In Heading No. 6403, (not Covering The Ankle), Outer Soles	956.046	550.691	23.189.798	13.459.151
	640391	Footwear; N.e.c. In Heading No. 6403, Covering The Ankle, Outer Soles Of R	2.357.213	2.942.343	61.593.755	78.348.757
	640399	Footwear; N.e.c. In Heading No. 6403, (not Covering The Ankle), Outer Soles	7.112.252	8.943.818	172.313.602	220.892.848
	640411	Sports Footwear; Tennis Shoes, Basketball Shoes, Gym Shoes, Training Shoe	1.691.303	3.776.487	31.222.058	62.623.289
	640419	Footwear; (other Than Sportswear), With Outer Soles Of Rubber Or Plastics	2.331.326	6.610.356	45.342.301	84.255.362
	640420	Footwear; Outer Soles Of Leather Or Composition Leather, Uppers Of Textile	332	1.013	10.369	13.380
	640510	Footwear; With Uppers Of Leather Or Composition Leather, N.e.c. In Chapte	1.710	3.997	41.970	106.498
	640520	Footwear; With Uppers Of Textile Materials, N.e.c. In Chapter 64	5.129	29.663	43.799	270.859
	640590	Footwear; N.e.c. In Chapter 64	462.540	547.587	2.642.040	3.070.533
	640610	Footwear; Parts, Uppers And Parts Thereof, Other Than Stiffeners	478.679	392.980	35.496.410	28.541.484
	640620	Footwear; Parts, Outer Soles And Heels, Of Rubber Or Plastics	72.351	41.858	484.597	430.166
	640690	Footwear; Parts, N.e.c. In Heading 6406	141.108	113.795	3.696.333	3.187.538
	650100	Hat-forms, Hat Bodies And Hoods Of Felt, Neither Blocked To Shape Nor Wit	501	67	4.757	1.848

https://www.bps.go.id

Tabel 2. Ekspor Provinsi Asal Barang Dirinci Menurut Kode HS6 Digit, 2020—2021

Provinsi Asal	Kode HS 6	Deskripsi HS 6 Digit	Berat Bersih (Kg)		Nilai FOB (US$)	
			2020	2021	2020	2021
(1)	(2)	(3)	(4)	(5)	(6)	(7)
Jawa Timur						
	650400	Hats And Other Headgear; Plaited Or Made By Assembling Strips Of Any Mat	4.064	794	17.594	1.808
	650500	Hats And Other Headgear; Knitted Or Crocheted, Or Made Up From Lace, Fe	58.551	44.233	101.037	113.579
	650610	Headgear; Safety, Whether Or Not Lined Or Trimmed	23.944	28.257	172.740	233.151
	650699	Headgear; (other Than Safety Headgear), (of Materials Other Than Rubber C	1.025	436	1.189	1.945
	650700	Head-bands, Linings, Covers, Hat Foundations, Hat Frames, Peaks And Chins	5	9	25	138
	660110	Umbrellas And Sun Umbrellas; Garden Or Similar Umbrellas	1.578	13.146	6.407	167.554
	660199	Umbrellas And Sun Umbrellas; N.e.c. In Heading No. 6601 (including Walkin	7.458	1.220	26.677	4.660
	660320	Umbrella Frames; Including Frames Mounted On Shafts (sticks)		89		39
	670100	Skins And Other Parts Of Birds With Their Feathers Or Down; Feathers, Parts	15	1.372	396	20.747
	670210	Flowers, Foliage And Fruit, Artificial, And Parts Thereof; Articles Made Of Art	18.908	15	27.960	472
	670290	Flowers, Foliage And Fruit, Artificial, And Parts Thereof; Articles Made Of Art	12.310	15.071	371.459	509.898
	670300	Human Hair, Dressed, Thinned, Bleached Or Otherwise Worked; Wool Or Ot	254.604	288.551	263.250	432.671
	670411	Wigs; Complete, Of Synthetic Textile Materials	203.536	55.567	3.126.846	1.284.977
	670419	False Beards, Eyebrows And Eyelashes, Switches And The Like; Of Synthetic	143	31	119.935	31.319
	670420	Wigs, False Beards, Eyebrows And Eyelashes, Switches And The Like And Oth	240.504	99.624	62.883.999	31.335.608
	670490	Wigs, False Beards, Eyebrows And Eyelashes, Switches And The Like And Oth	1.496.252	703.137	61.417.808	32.025.417
	680100	Stone; Setts, Curbstones And Flagstones, Of Natural Stone (except Slate)	69.939	96.510	298.473	211.088
	680210	Tiles, Cubes And Similar Articles; Whether Or Not Rectangular (including Squ	4.246.215	5.165.841	3.441.515	4.441.016
	680221	Marble, Travertine And Alabaster; Simply Cut Or Sawn, With A Flat Or Even S	384.227	270.712	360.466	190.161
	680223	Granite; Articles Thereof, Simply Cut Or Sawn, With A Flat Or Even Surface	100	1.120	373	5.025
	680229	Stone; Monumental Or Building Stone, N.e.c. In Item No. 6802.2, Articles Th	2.609.660	2.970.753	1.522.252	1.904.560
	680291	Marble, Travertine And Alabaster; Articles Thereof, (other Than Simply Cut O	1.436.618	2.117.196	1.901.839	3.332.191
	680292	Stone; Calcareous (excluding Marble, Travertine, Alabaster) Articles Thereof	319.808	373.284	126.840	245.902
	680293	Granite; Articles Thereof, (other Than Simply Cut Or Sawn, With A Flat Or Ev	104		1.227	
	680299	Stone; Natural (excluding Marble, Travertine, Alabaster, Other Calcareous St	10.877.070	12.091.623	7.695.730	10.688.206
	680300	Slate, Worked; And Articles Of Slate Or Of Agglomerated Slate		8.300		3.350
	680410	Millstones And Grindstones; For Milling, Grinding Or Pulping	6	99	48	82
	680421	Millstones, Grindstones, Grinding Wheels And The Like; Of Agglomerated Sy	3.163	646	1.202	1.678
	680422	Millstones, Grindstones, Grinding Wheels And The Like; Of Other Agglomera	206	1.644	2.590	20.753
	680423	Millstones, Grindstones, Grinding Wheels And The Like; Of Natural Stone	14	10	80	109
	680430	Stones; Hand Sharpening Or Polishing Stones, Of Natural Stone, Agglomerat	775	3.391	2.040	9.764
	680510	Abrasive Powder Or Grain; Natural Or Artificial, On A Base Of Woven Textile	116.207	145.291	777.603	950.107
	680520	Abrasive Powder Or Grain; Natural Or Artificial, On A Base Of Paper Or Pape	40.672	57.156	411.159	571.078
	680530	Abrasive Powder Or Grain; Natural Or Artificial, On A Base Of Materials N.e.c	737	2.579	7.800	28.528
	680610	Slag Wool, Rock Wool And Similar Mineral Wools (including Intermixtures Thereof), In Bulk, Sl		6.264		4.394
	680690	Minerals; Mixtures And Articles Of Heat-insulating, Sound-insulating Or Sour	29.632	88.368	37.180	119.588
	680710	Asphalt Or Similar Material; Articles (e.g. Petroleum Bitumen Or Coal Tar Pitch) In Rolls		101		2.774
	680790	Asphalt Or Similar Material; Articles (e.g. Petroleum Bitumen Or Coal Tar Pit	40.000		5.000	
	680800	Panels, Boards, Tiles, Blocks And The Like; Of Vegetable Fibre, Of Straw, Sha	270.561	507.525	1.138.302	1.550.368
	680911	Plaster, Or Plaster Compositions; Boards, Sheets, Panels, Tiles And Similar A	4.226.220	2.038.052	1.487.597	634.408
	680919	Plaster, Or Plaster Compositions; Boards, Sheets, Panels, Tiles And Similar A	1.080	10.000	536	2.483
	680990	Plaster Articles Or Articles Of Compositions Based On Plaster; N.e.c. In Head	50	1	7	2
	681011	Cement, Concrete Or Artificial Stone; Building Blocks Or Bricks, Whether Or	311.782	192.640	67.164	29.294
	681019	Cement, Concrete Or Artificial Stone; Tiles, Flagstones And Similar, (excludin	1.671.226	1.157.641	442.909	474.374
	681091	Cement, Concrete Or Artificial Stone; Prefabricated Structural Components For Building Or Civ		77		113
	681099	Cement, Concrete Or Artificial Stone; Articles (other Than Prefabricated Stru	681.771	916.483	1.045.660	834.084
	681140	Asbestos-cement; Articles Or The Like, Containing Asbestos	343.213	475.504	84.967	85.706
	681181	Cellulose Fibre-cement; Articles Or The Like; Corrugated Sheets, Not Contair	382.490	833.730	81.874	174.600
	681182	Cellulose Fibre-cement; Articles Or The Like, Sheets, Panels, Tiles And Simila	77.123.380	74.622.203	15.849.039	15.853.460
	681189	Cellulose Fibre-cement; Articles Or The Like, Other Than Corrugated Sheets And Other Sheets		397.381		92.651
	681280	Fabricated Crocidolite (blue Asbestos) Fibres, Mixtures With A Basis Of Croci	2	26	41	260
	681291	Asbestos Or Mixtures With A Basis Of Asbestos (other Than Crocidolite); Clo	1		10	
	681299	Asbestos Or Mixtures With A Basis Of Asbestos (other Than Crocidolite); Fib	133.287	201.023	35.100	40.409
	681320	Friction Material And Articles Thereof (e.g. Sheets, Rolls, Strips, Segments, D	95	3.094	521	35.755
	681381	Brake Linings And Pads; With A Basis Of Mineral Substances Or Cellulose (ot	535.728	999.644	1.652.138	3.011.509
	681389	Friction Material And Articles Thereof (e.g. Sheets, Rolls, Strips, Segments, D	150.032	193.117	1.308.390	1.585.520
	681410	Mica; Plates, Sheets And Strips Of Agglomerated Or Reconstituted Mica, Whether Or Not On		2.557		14.304
	681490	Mica; Worked Mica And Articles Of Mica (excluding Plates, Sheets And Strips	4.169	3.606	4.533	11.445
	681599	Stone Articles And Articles Of Other Mineral Substances; N.e.c. Or Included I	347.257	158.356	167.206	98.066
	690100	Bricks, Blocks, Tiles And Other Ceramic Goods Of Siliceous Fossil Meals (e.g.	21.617	553.643	51.423	57.877

Tabel 2. Ekspor Provinsi Asal Barang Dirinci Menurut Kode HS6 Digit, 2020—2021

Provinsi Asal	Kode HS 6	Deskripsi HS 6 Digit	Berat Bersih (Kg)		Nilai FOB (US$)	
			2020	2021	2020	2021
(1)	(2)	(3)	(4)	(5)	(6)	(7)
Jawa Timur						
	690210	Refractory Bricks, Blocks, Tiles And Similar Refractory Ceramic Constructiona	21.485		27.078	
	690220	Refractory Bricks, Blocks, Tiles And Similar Refractory Ceramic Constructiona	624.000	144.000	119.184	27.360
	690290	Refractory Bricks, Blocks, Tiles And Similar Refractory Ceramic Constructional Goods; N.e.c. In		26.663		14.903
	690390	Refractory Ceramic Goods; Composition Of Which N.e.c. In Heading No. 690	293.528	493.764	962.698	1.592.663
	690410	Ceramic Building Bricks	48.373	360.346	8.695	19.530
	690490	Ceramic Flooring Blocks, Supports Or Filler Tiles And The Like (excluding Buil	2.290.517	1.455.219	477.128	339.595
	690510	Ceramic Roofing Tiles	14.139	5.741	5.759	1.786
	690590	Ceramic Chimney-pots, Cowls, Chimney Liners, Architectural Ornaments And	32	57	199	304
	690721	Ceramic Tiles; Flags And Paving, Hearth Or Wall Tiles Other Than Those Of S	25.108.652	24.831.628	8.487.458	9.916.019
	690722	Ceramic Tiles; Flags And Paving, Hearth Or Wall Tiles Other Than Those Of S	51.264.364	56.220.206	9.189.853	9.953.455
	690723	Ceramic Tiles; Flags And Paving, Hearth Or Wall Tiles Other Than Those Of S	71.049.950	58.239.475	12.484.187	10.150.529
	690730	Mosaic Cubes And The Like, Other Than Those Of Subheading 6907.40	24	25.980	5	35.534
	690740	Finishing Ceramics	4.051	5.524	1.902	73.671
	690911	Ceramic Wares; For Laboratory, Chemical Or Other Technical Uses, Of Porce	3		56	
	690919	Ceramic Wares; For Laboratory, Chemical Or Other Technical Uses, Other Th	90	1	588	63
	690990	Ceramic Wares; Pots, Jars And Similar Articles Of A Kind Used For The Conve	227	98	992	130
	691010	Ceramic Sinks, Wash Basins, Wash Basin Pedestals, Baths, Bidets, Water Clos	11.275	3.989	69.676	19.312
	691090	Ceramic Sinks, Wash Basins, Wash Basin Pedestals, Baths, Bidets, Water Clos	86.904	115.303	74.805	116.701
	691110	Tableware And Kitchenware; Of Porcelain Or China	3.221	3.404	17.189	10.024
	691190	Household And Toilet Articles; N.e.c. In Heading No. 6911, Of Porcelain Or C	62.872	99.740	134.402	274.927
	691200	Ceramic Tableware, Kitchenware, Other Household Articles And Toilet Articl	156.520	463.047	409.318	541.789
	691310	Ceramic Statuettes And Other Ornamental Ceramic Articles, Of Porcelain Or	3.249	1.381	811	1.065
	691390	Ceramic Statuettes And Other Ornamental Ceramic Articles; Other Than Of P	14.974	13.933	48.713	51.268
	691410	Ceramic Articles N.e.c. In Chapter 69; Of Porcelain Or China	1.519	1.975	1.054	5.153
	691490	Ceramic Articles N.e.c. In Chapter 69; Other Than Of Porcelain Or China	66.640	206.678	58.517	89.436
	700232	Glass; Unworked, Tubes, Of Glass Having A Linear Coefficient Of Expansion Not Exceeding 5 X		1		141
	700239	Glass; Unworked, In Tubes, Other Than Of Glass Having A Linear Coefficient	843	21.050	2.731	8.795
	700312	Glass; Cast Glass And Rolled Glass, Non-wired Sheets, Coloured Through The	2.834	2.644	5.453	5.556
	700420	Glass; Drawn And Blown, In Sheets, Coloured Throughout The Mass (body Ti	23.679		24.579	
	700490	Glass; Drawn And Blown, In Sheets, (other Than Glass Coloured Throughout	141.526	142.272	219.032	243.394
	700510	Glass; Float Glass And Surface Ground Or Polished Glass, In Sheets, Non-wire	20.247.047	24.962.723	12.946.315	16.658.769
	700521	Glass; Float Glass And Surface Ground Or Polished Glass, In Sheets, Non-wire	97.190.654	85.192.010	34.021.242	32.040.414
	700529	Glass; Float Glass And Surface Ground Or Polished Glass, In Sheets, Non-wire	2.586.300	1.578.479	548.436	480.200
	700600	Glass Of Heading No. 7003, 7004 Or 7005; Bent, Edge-worked, Engraved, Dr	80	746	15	172
	700711	Glass; Safety Glass, Toughened (tempered), Of Size And Shape Suitable For Incorporation In V		81		485
	700719	Glass; Safety Glass, Toughened (tempered), (not Of A Size And Shape Suitab	443.196	193.222	652.265	257.372
	700721	Glass; Safety Glass, Laminated, Of Size And Shape Suitable For Incorporation In Vehicles, Aircr		389		3.362
	700729	Glass; Safety Glass, Laminated, (not Of A Size And Shape Suitable For Incorp	163.515	285.201	61.060	143.755
	700800	Glass; Multiple-walled Insulating Units Of Glass	4	5.047	1	663
	700910	Glass; Rear-view Mirrors For Vehicles	1.133	26.367	1.380	26.782
	700991	Glass Mirrors; Unframed, Excluding Rear-view Mirrors For Vehicles	95.666	137.225	70.947	97.751
	700992	Glass Mirrors; Framed, Excluding Rear-view Mirrors For Vehicles	150.141	187.211	891.694	1.189.028
	701010	Glass; Ampoules, Of A Kind Used For The Conveyance Or Packing Of Goods	1	2.545	1	19.418
	701020	Glass; Stoppers, Lids And Other Closures	11.083	3.318	19.382	5.946
	701090	Glass; Carboys, Bottles, Flasks, Jars, Pots, Phials And Other Containers Of Gla	247.368	206.263	262.675	213.487
	701310	Glassware; Of A Kind Used For Table, Kitchen, Toilet, Office, Indoor Decorati	44.281	86.948	73.838	113.494
	701328	Stemware Drinking Glasses, Other Than Of Lead Crystal Or Glass-ceramics	273.956	220.714	177.321	231.258
	701333	Glassware; Drinking Glasses (not Stemware), Of Lead Crystal	2.284	1.435	3.009	3.861
	701337	Glassware; Drinking Glasses (not Stemware), Other Than Of Lead Crystal Or	1.415.773	829.707	954.559	772.594
	701341	Glassware Of A Kind Used For Table Or Kitchen Purposes (not Drinking Glass	290		1.400	
	701342	Glassware Of A Kind Used For Table Or Kitchen Purposes (not Drinking Glass	14.572	3.234	12.739	5.287
	701349	Glassware Of A Kind Used For Table Or Kitchen Purposes (not Drinking Glass	14.135.949	13.695.419	10.655.168	10.090.897
	701399	Glassware; N.e.c. In Heading No. 7013, Other Than Of Lead Crystal	116.239	172.638	94.022	178.517
	701510	Glasses For Corrective Spectacles; Curved, Bent, Hollowed Or The Like, Not	3		22	
	701590	Glasses; Clock Or Watch And Similar, Glasses For Non-corrective Spectacles,	127		151	
	701610	Glass Cubes And Other Glass Smallwares; Whether Or Not On A Backing, For	239	35	1.564	142
	701690	Multicellular Or Foam Glass; In Blocks, Panels, Plates, Shells Or Similar Form	799	720	141	473
	701710	Glassware; Laboratory, Hygienic Or Pharmaceutical, Whether Or Not Graduated Or Calibratec		1		7
	701790	Glassware; Laboratory, Hygienic Or Pharmaceutical, Whether Or Not Gradua	8		41	
	701810	Glass; Beads, Imitation Pearls, Imitation Precious Or Semi-precious Stones A	11.500	11.726	29.470	33.058

https://jatim.bps.go.id

Tabel 2. Ekspor Provinsi Asal Barang Dirinci Menurut Kode HS6 Digit, 2020—2021

Provinsi Asal	Kode HS 6	Deskripsi HS 6 Digit	Berat Bersih (Kg)		Nilai FOB (US$)	
			2020	2021	2020	2021
(1)	(2)	(3)	(4)	(5)	(6)	(7)
Jawa Timur						
	701890	Glass; Articles Thereof, Statuettes And Other Ornaments Of Lamp Worked G	85	793	673	5.406
	701919	Glass Fibres; (including Glass Wool), Slivers, Yarns And Threads	1.158	42	370	75
	701990	Glass Fibres; N.e.c. In Heading No. 7019	11.915	10.495	15.982	38.770
	702000	Glass; Articles N.e.c. In Chapter 70	20.586	108.036	47.783	113.674
	710121	Pearls; Cultured, Unworked, Whether Or Not Graded (but Not Strung, Moun	63	16	255.098	79.500
	710122	Pearls; Cultured, Worked, Whether Or Not Graded (but Not Strung, Mounte	126	193	1.434.531	1.785.200
	710310	Stones; Precious (other Than Diamonds) And Semi-precious Stones, Unwork	600	1.350	346	2.592
	710391	Stones; Rubies, Sapphires And Emeralds, Worked (other Than Simply Sawn (	1	109	15	424
	710691	Metals; Silver, Unwrought, (but Not Powder)		3.700		2.552.235
	710812	Metals; Gold, Non-monetary, Unwrought (but Not Powder)	58.094	1.973	3.152.822.515	114.664.096
	711039	Metals; Rhodium, Semi-manufactured	1	10	1	25
	711230	Waste And Scrap Of Precious Metal Or Of Metal Clad With Precious Metal; A	14		1.013.293	
	711291	Waste And Scrap Of Precious Metals; Of Gold, Including Metal Clad With Go	228		12.370.000	
	711292	Waste And Scrap Of Precious Metals; Of Platinum, Including Metal Clad Witl	3.995	2.710	780.500	656.250
	711299	Waste And Scrap Of Precious Metals; Waste And Scrap Of Precious Metals Ir	1.475.845	1.585.069	971.085.514	1.055.099.896
	711311	Jewellery; Of Silver, Whether Or Not Plated Or Clad With Other Precious Me	3.650	4.393	4.707.574	5.444.901
	711319	Jewellery; Of Precious Metal (excluding Silver) Whether Or Not Plated Or Cla	28.438	50.108	1.143.239.625	2.154.875.905
	711320	Jewellery; Of Base Metal Clad With Precious Metal, And Parts Thereof	5	2	3.024	50
	711419	Goldsmiths' Wares; Articles Of And Parts Thereof, Of Precious Metal (excluding Silver) Wheth		3		44
	711610	Pearls; Articles Of Natural Or Cultured Pearls	132	8	9.633	1.044
	711620	Stones; Precious Or Semi-precious Stones (natural, Synthetic Or Reconstruct	90	19	2.214	7.348
	711711	Jewellery; Imitation, Cuff Links And Studs, Of Base Metal, Whether Or Not Pl	1.447	1.644	9.000	38.456
	711719	Jewellery; Imitation, (excluding Cuff Links And Studs), Of Base Metal, Wheth	3.379	4.222	307.661	121.133
	711790	Jewellery; Imitation, Of Other Than Base Metal, Whether Or Not Plated Witl	384	3.950	10.051	65.657
	711810	Coin (other Than Gold Coin), Not Being Legal Tender	1	1	7	30
	720150	Iron; Alloy Pig Iron, Spiegeleisen, In Pigs, Blocks Or Other Primary Forms		1.336.500		1.591.638
	720260	Ferro-alloys; Ferro-nickel		563.265		670.792
	720299	Ferro-alloys; N.e.c. In Heading No. 7202	29		237	
	720421	Ferrous Waste And Scrap; Of Stainless Steel	9.494.784	14.682.691	9.581.371	22.030.171
	720690	Iron Or Non-alloy Steel; Primary Forms (excluding Ingots And Iron Of Headin	47	11	400	292
	720719	Iron Or Non-alloy Steel; Semi-finished Products Of Iron Or Non-alloy Steel, Containing By Weig		20.807.083		14.044.781
	720851	Iron Or Non-alloy Steel; (not In Coils), Flat-rolled, Of A Width 600mm Or Mo	3.341.276	21.587.934	1.879.634	19.036.293
	720852	Iron Or Non-alloy Steel; (not In Coils), Flat-rolled, Of A Width 600mm Or Mo	1.862.037	5.897.115	933.646	5.448.622
	721011	Iron Or Non-alloy Steel; Flat-rolled, Width 600mm Or More, Plated Or Coate	156		5.496	
	721012	Iron Or Non-alloy Steel; Flat-rolled, Width 600mm Or More, Plated Or Coate	116	54	203	21
	721020	Iron Or Non-alloy Steel; Flat-rolled, Width 600mm Or More, Plated Or Coate	42		126	
	721030	Iron Or Non-alloy Steel; Flat-rolled, Width 600mm Or More, Electrolytically Plated Or Coated \		50		72
	721049	Iron Or Non-alloy Steel; Flat-rolled, Width 600mm Or More, (not Corrugated	3	6	41	9
	721061	Iron Or Non-alloy Steel; Flat-rolled, Width 600mm Or More, Plated Or Coated With Aluminiun		1		1
	721070	Iron Or Non-alloy Steel; Flat-rolled, Width 600mm Or More, Painted, Varnished Or Coated Wi		953		956
	721090	Iron Or Non-alloy Steel; Flat-rolled, Width 600mm Or More, Plated Or Coated With Materials		21		1
	721220	Iron Or Non-alloy Steel; Flat-rolled, Of A Width Less Than 600mm, Electrolytically Plated Or Co		416		712
	721230	Iron Or Non-alloy Steel; Flat-rolled, Width Less Than 600mm, Plated Or Coat	23		2.281	
	721250	Iron Or Non-alloy Steel; Flat-rolled, Width Less Than 600mm, Plated Or Coat	4.716		4.332	
	721320	Iron Or Non-alloy Steel; Bars And Rods, Hot-rolled, In Irregularly Wound Coils, Of Free-cutting		122.073		171.873
	721391	Iron Or Non-alloy Steel; Bars And Rods, Hot-rolled, In Irregularly Wound Coil	36.696.966	126.790.640	19.319.659	85.195.759
	721399	Iron Or Non-alloy Steel; Bars And Rods, Hot-rolled, In Irregularly Wound Coil	483.580		270.806	
	721410	Iron Or Non-alloy Steel; Bars And Rods, Forged, Hot-rolled, Hot-drawn Or Hc	3.444	239.144	1.676	77.407
	721420	Iron Or Non-alloy Steel; Bars And Rods, Hot-rolled, Hot-drawn Or Hot-extruc	180.079	43.468	78.134	37.648
	721491	Iron Or Non-alloy Steel; Bars And Rods, Hot-rolled, Hot-drawn Or Hot-extruded, N.e.c. In Heac		7.050		7.126
	721499	Iron Or Non-alloy Steel; Bars And Rods, Hot-rolled, Hot-drawn Or Hot-extruc	4.459.103	10.661.579	2.794.057	8.312.641
	721510	Iron Or Non-alloy Steel; Bars And Rods, Of Free-cutting Steel, Cold-formed O	1		2	
	721590	Iron Or Non-alloy Steel; Bars And Rods, N.e.c. In Chapter 72, N.e.c. In Headir	1.348	1.499	542	2.524
	721631	Iron Or Non-alloy Steel; U Sections, Hot-rolled, Hot-drawn Or Extruded, Of A	3.055	20.845	1.026	15.104
	721632	Iron Or Non-alloy Steel; I Sections, Hot-rolled, Hot-drawn Or Extruded, Of A Height Of 80mm (		46.080		47.693
	721633	Iron Or Non-alloy Steel; H Sections, Hot-rolled, Hot-drawn Or Extruded, Of A Height Of 80mm		2.000		2.282
	721650	Iron Or Non-alloy Steel; Angles, Shapes And Sections, N.e.c. In Heading No. 7	71.140	25.410	35.690	14.539
	721699	Iron Or Non-alloy Steel; Angles, Shapes And Sections, N.e.c. In Heading No. 7216		41.394		77.358
	721710	Iron Or Non-alloy Steel; Wire, (not Plated Or Coated), Whether Or Not Polish	2.732		1.781	
	721720	Iron Or Non-alloy Steel; Wire, Plated Or Coated With Zinc		125		153

https://www.bps.go.id

Tabel 2. Ekspor Provinsi Asal Barang Dirinci Menurut Kode HS6 Digit, 2020—2021

Provinsi Asal	Kode HS 6	Deskripsi HS 6 Digit	Berat Bersih (Kg)		Nilai FOB (US$)	
			2020	2021	2020	2021
(1)	(2)	(3)	(4)	(5)	(6)	(7)
Jawa Timur						
	721730	Iron Or Non-alloy Steel; Wire, Plated Or Coated With Base Metals (other Tha	2.502	3.015	642	154
	721810	Steel, Stainless; Ingots And Other Primary Forms	26.570	26.920	25.745	53.467
	721899	Steel, Stainless; Semi-finished Products, Other Than Of Rectangular Cross-se	102	24	812	940
	721911	Steel, Stainless; Flat-rolled, Width 600mm Or More, Hot-rolled, In Coils, Of A Thickness Excee		104.920		222.430
	721912	Steel, Stainless; Flat-rolled, Width 600mm Or More, Hot-rolled, In Coils, Of A	601.835	399.315	1.275.665	941.478
	721913	Steel, Stainless; Flat-rolled, Width 600mm Or More, Hot-rolled, In Coils, Of A	590.515	221.210	1.391.342	482.238
	721914	Steel, Stainless; Flat-rolled, Width 600mm Or More, Hot-rolled, In Coils, Of A	217.555		545.434	
	721921	Steel, Stainless; Flat-rolled, Width 600mm Or More, Hot-rolled, (not In Coils)	4.158		10.371	
	721922	Steel, Stainless; Flat-rolled, Width 600mm Or More, Hot-rolled, (not In Coils)	63.157		126.242	
	721923	Steel, Stainless; Flat-rolled, Width 600mm Or More, Hot-rolled, (not In Coils)	1.770	2.633	3.397	8.911
	721931	Steel, Stainless; Flat-rolled, Width 600mm Or More, Cold-rolled Or Cold-redu	63.735		158.063	
	721932	Steel, Stainless; Flat-rolled, Width 600mm Or More, Cold-rolled, Of A Thickn	221.600	4.248	549.568	13.485
	721933	Steel, Stainless; Flat-rolled, Width 600mm Or More, Cold-rolled, Of A Thickn	14.572.906	20.267.809	26.222.252	47.134.694
	721934	Steel, Stainless; Flat-rolled, Width 600mm Or More, Cold-rolled, Of A Thickn	16.032.718	18.767.896	28.747.887	40.406.187
	721935	Steel, Stainless; Flat-rolled, Width 600mm Or More, Cold-rolled, Of A Thickn	3.645.902	4.073.909	6.530.592	10.510.831
	721990	Steel, Stainless; Flat-rolled, Width 600mm Or More, N.e.c. In Heading No. 72	128.164		100.737	
	722012	Steel, Stainless; Flat-rolled, Width Less Than 600mm, Hot-rolled, Of A Thickn	8.685		12.637	
	722020	Steel, Stainless; Flat-rolled, Width Less Than 600mm, Cold-rolled		304.852		688.616
	722090	Steel, Stainless; Flat-rolled, Width Less Than 600mm, N.e.c. In Heading No 7	103.636	718.390	70.611	1.338.739
	722100	Steel, Stainless; Bars And Rods, Hot-rolled, In Irregularly Wound Coils	321	257	4.320	2.130
	722220	Steel, Stainless; Bars And Rods, Cold-formed Or Cold-finished	192.140	1.667.928	56.768	249.864
	722300	Steel, Stainless; Wire	1.833	3.551	2.207	8.377
	722599	Steel, Alloy; Flat-rolled, Width 600mm Or More, N.e.c. In Heading No. 7225,	1		20	
	722720	Steel, Alloy; Bars And Rods, Hot-rolled, In Irregularly Wound Coils, Of Silico-manganese Steel		22.790		18.962
	722790	Steel, Alloy; Bars And Rods, Hot-rolled, In Irregularly Wound Coils, N.e.c. In H	206.020	2.217.550	111.862	1.692.917
	722830	Steel, Alloy; Bars And Rods, Hot-rolled, Hot-drawn Or Extruded	3.842.102	512.197	3.146.795	475.848
	722850	Steel, Alloy; Bars And Rods, Cold-formed Or Cold-finished	175.080	969.953	137.633	897.351
	722860	Steel, Alloy; Bars And Rods N.e.c. In Heading No. 7228	13	49	251	803
	730290	Iron Or Steel, Railway Or Tramway Track Construction Material; N.e.c. In He	2.744	60	470	305
	730300	Cast Iron; Tubes, Pipes And Hollow Profiles	64	22	66	302
	730411	Iron Or Steel (excluding Cast Iron); Seamless, Line Pipe Of A Kind Used For O	34.400	29.337	210.498	162.366
	730419	Iron Or Steel (excluding Cast Iron Or Stainless Steel); Seamless, Line Pipe Of	42.247	250	57.166	5.182
	730423	Iron Or Steel (excluding Cast Iron Or Stainless Steel); Seamless, Drill Pipe, Of	4	99	20	34
	730424	Steel, Stainless; Seamless, Casing And Tubing, Of A Kind Used In Drilling For	3	2.075	21	5.976
	730431	Iron Or Non-alloy Steel (excluding Cast Iron); Seamless, Cold-drawn Or Cold-	23.982	9.091	8.189	99.783
	730439	Iron Or Non-alloy Steel (excluding Cast Iron); Seamless, (excluding Cold-draw	1		11	
	730459	Steel, Alloy (not Stainless Steel); (excluding Cold-drawn Or Cold-rolled), Tube	74	113	543	2.722
	730490	Iron Or Steel (excluding Cast Iron); Seamless, Tubes, Pipes And Hollow Profiles, Seamless, N.e		5.852		1.606
	730519	Iron Or Steel (excluding Cast Iron); Line Pipe Of A Kind Used For Oil Or Gas Pipelines (not Sean		998.046		1.291.347
	730611	Steel; Stainless; Line Pipe Of A Kind Used For Oil Or Gas Pipelines N.e.c. In Ch	50.601	5	51.740	16
	730619	Iron Or Steel (excluding Cast Iron); Line Pipe Of A Kind Used For Oil Or Gas P	350.997	366.926	276.005	621.408
	730630	Iron Or Non-alloy Steel (excluding Cast Iron); Tubes And Pipes (not Seamless	20.479.030	21.458.231	16.066.339	25.201.628
	730640	Steel, Stainless; Tubes, Pipes And Hollow Profiles, Welded, Of Circular Cross-	550.562	734.423	2.031.697	3.147.119
	730661	Iron Or Steel (excluding Cast Iron); Tubes, Pipes And Hollow Profiles (not Sea	247.850	59.037	462.692	116.369
	730690	Iron Or Steel (excluding Cast Iron); Tubes, Pipes And Hollow Profiles (not Seamless), N.e.c. In		200		290
	730711	Cast Iron; Cast Fittings, Of Non-malleable Cast Iron	678.114	46.222	2.243.203	155.945
	730719	Iron Or Steel; Cast Fittings, Other Than Of Non-malleable Cast Iron	779	208	5.207	2.550
	730721	Steel, Stainless; Tube Or Pipe Fittings, Flanges, Of Stainless Steel	569.754	842.891	1.893.280	3.104.031
	730722	Steel, Stainless; Tube Or Pipe Fittings, Threaded Elbows, Bends And Sleeves	32.374	64.204	336.036	724.315
	730723	Steel, Stainless; Tube Or Pipe Fittings, Butt Welding Fittings	24.080	39.195	507.725	769.338
	730729	Steel, Stainless; Tube Or Pipe Fittings, N.e.c. In Item No. 7307.2	677.326	848.317	2.012.265	3.082.885
	730791	Iron Or Steel; Tube Or Pipe Fittings, Flanges, Other Than Stainless Steel		0		631
	730792	Iron Or Steel; Tube Or Pipe Fittings, Threaded Elbows, Bends And Sleeves, O	2.310.540	3.595.726	1.631.243	2.006.849
	730799	Iron Or Steel; Tube Or Pipe Fittings, N.e.c. In Item No. 7307.9, Other Than St	1.421	5.550	3.813	8.324
	730810	Iron Or Steel; Structures And Parts Thereof, Bridges And Bridge-sections	2.986	33.651	3.748	23.063
	730820	Iron Or Steel; Structures And Parts Thereof, Towers And Lattice Masts	460.278	53.886	2.564.445	20.046
	730830	Iron Or Steel; Structures And Parts Thereof, Doors, Windows And Their Fram	1.421	155	4.898	1.235
	730840	Iron Or Steel; Structures And Parts Thereof, Props And Similar Equipment Fo	6.000		4.407	
	730890	Iron Or Steel; Structures And Parts Thereof, N.e.c. In Heading 7308	141.806	82.200	338.171	161.757
	730900	Reservoirs, Tanks, Vats And Similar Containers; For Any Material (excluding	69.783	207.082	336.523	177.646

https://www.bps.go.id

Tabel 2. Ekspor Provinsi Asal Barang Dirinci Menurut Kode HS6 Digit, 2020—2021

Provinsi Asal	Kode HS 6	Deskripsi HS 6 Digit	Berat Bersih (Kg)		Nilai FOB (US$)	
			2020	2021	2020	2021
(1)	(2)	(3)	(4)	(5)	(6)	(7)
Jawa Timur						
	731010	Tanks, Casks, Drums, Cans, Boxes And Similar Containers, For Any Material (	64.387	19.269	25.575	22.929
	731021	Cans; Which Are To Be Closed By Soldering Or Crimping, For Any Material (e	33.995	17.409	51.827	65.680
	731029	Tanks, Casks, Drums, Boxes And Similar Containers For Any Material (exclud	21.595	50.071	86.391	233.221
	731100	Containers For Compressed Or Liquefied Gas, Of Iron Or Steel	265.933	608.219	315.405	516.722
	731210	Iron Or Steel; Stranded Wire, Ropes And Cables, Not Electrically Insulated	753.830	203	512.943	2.676
	731290	Iron Or Steel; Plaited Bands, Slings And The Like, Not Electrically Insulated	58.364	44.161	58.413	48.112
	731300	Iron Of Steel; Barbed Wire, Twisted Hoop Or Single Flat Wire And Loosely Tv	900		4.102	
	731414	Iron Or Steel; Woven Cloth, Of Stainless Steel, (other Than Endless Bands Fo	1	400	43	5.076
	731419	Iron Or Steel; Woven Cloth, Other Than Of Stainless Steel	17.168	220	18.026	190
	731439	Iron Or Steel Wire; Grill, Netting And Fencing, Welded At The Intersection, N	2.500	26.300	3.755	17.382
	731449	Iron Or Steel Wire; Grill, Netting And Fencing, Coated With Materials Other	899		8.935	
	731450	Iron Or Steel; Expanded Metal		14.400		10.368
	731511	Chain; Articulated Link, Roller, Of Iron Or Steel	34.785	5.384	12.167	18.301
	731512	Chain; Articulated Link, (other Than Roller), Of Iron Or Steel	116	22	90	193
	731519	Chain; Articulated Link Parts, Of Iron Or Steel	20	270	5	8.619
	731582	Chain; Welded Link Chain, Of Iron Or Steel		15		343
	731589	Chain; N.e.c. In Heading No. 7315, Of Iron Or Steel	1.013	12.250	12.419	33.828
	731590	Chain; Parts N.e.c. In Heading No. 7315, Of Iron Or Steel	6		219	
	731600	Iron Or Steel; Anchors, Grapnels And Parts Thereof	1.300		3.156	
	731700	Iron Or Steel; Nails, Tacks, Drawing Pins, Corrugated Nails, Staples (not Thos	27.587	88.218	13.430	57.156
	731811	Iron Or Steel; Threaded Coach Screws		7		68
	731812	Iron Or Steel; Threaded Wood Screws Other Than Coach Screws	1.579	4.604	16.106	28.632
	731813	Iron Or Steel; Threaded Screw Hooks And Screw Rings	12	237	709	4.913
	731814	Iron Or Steel; Threaded Self-tapping Screws	163	92	620	1.711
	731815	Iron Or Steel; Threaded Screws And Bolts N.e.c. In Item No. 7318.1, Whethe	399.224	547.000	571.375	736.827
	731816	Iron Or Steel; Threaded Nuts	620	362.106	7.567	514.733
	731819	Iron Or Steel; Threaded Screws, Bolts And Nuts N.e.c. In Item No. 7318.1	9.281	1.213	366	3.279
	731821	Iron Or Steel; Non-threaded Spring Washers And Other Lock Washers	0	0	1.004	0
	731822	Iron Or Steel; Non-threaded Washers, Excluding Spring And Lock	2.705	2.371	16.625	14.655
	731823	Iron Or Steel; Non-threaded Rivets	23	2.062	119	11.896
	731824	Iron Or Steel; Non-threaded Cotters And Cotter-pins	10	45	1.548	2.070
	731829	Iron Or Steel; Non-threaded Articles, N.e.c. In Item No. 7318.2	77	2.559	2.062	12.241
	731940	Safety Pins And Other Pins; Of Iron Or Steel	5	1	231	1
	731990	Sewing And Knitting Needles, Bodkins, Crochet Hooks, Embroidery Stilettos	414	204	376	138
	732010	Iron Or Steel; Leaf-springs And Leaves Therefor	29.220.538	44.314.213	49.518.165	76.139.740
	732020	Iron Or Steel; Helical Springs And Leaves For Springs	36.216	116.743	220.189	491.609
	732090	Iron Or Steel; Springs N.e.c. In Heading No. 7320	1.161.833	1.374.152	1.953.215	2.345.018
	732111	Cooking Appliances And Plate Warmers; For Gas Fuel Or For Both Gas And C	77.928	31.172	154.506	53.598
	732112	Cooking Appliances And Plate Warmers; For Liquid Fuel, Of Iron Or Steel	46.098	122.252	210.664	466.905
	732119	Cooking Appliances And Plate Warmers; For Solid Fuel And Fuels Other Thar	32.502	23.703	202.050	157.466
	732181	Domestic Appliances; Non-electric, (other Than Cookers And Plate Warmers), For Gas Fuel Or		26		145
	732189	Domestic Appliances; Non-electric, (other Than Cookers And Plate Warmers	8.750		16.250	
	732190	Domestic Appliances; Non-electric, Parts Thereof, Of Iron Or Steel	278.263	332.533	559.079	722.979
	732211	Radiators And Parts Thereof; For Central Heating, (not Electrically Heated),	500		219	
	732290	Air Heaters And Hot Air Distributors, (not Electrically Heated), Incorporating	18.447	16.822	21.756	20.527
	732310	Iron Or Steel; Wool, Pot Scourers And Scouring Or Polishing Pads, Gloves An	225		11.250	
	732391	Cast Iron; Table, Kitchen And Other Household Articles And Parts Thereof, O	28.903	16.746	51.026	38.150
	732392	Cast Iron; Table, Kitchen And Other Household Articles And Parts Thereof, O	116.605	218.592	766.019	1.847.922
	732393	Steel, Stainless; Table, Kitchen And Other Household Articles And Parts Ther	110.623	121.238	999.246	1.297.240
	732394	Iron (excluding Cast) Or Steel; Table, Kitchen And Other Household Articles	1.531.230	2.599.694	10.451.593	19.667.686
	732399	Iron Or Steel; Table, Kitchen And Other Household Articles And Parts Therec	89.039	19.314	121.790	36.457
	732410	Steel; Sinks And Wash Basins, Of Stainless Steel	61.195	56.049	545.990	471.881
	732429	Iron (other Than Cast) Or Steel; Baths	10.212	31.635	101.924	306.724
	732490	Iron Or Steel; Sanitary Ware And Parts Thereof, Excluding Sinks, Wash Basin	16.026	15.273	84.808	188.301
	732591	Iron; Grinding Balls And Similar Articles For Mills, Other Than Of Non-mallea	60		201	
	732599	Iron Or Steel; Cast Articles, Excluding Grinding Balls And Similar Articles For	104.067	48	65.374	62
	732619	Iron Or Steel; Articles N.e.c. In Item No. 7326.11, Forged Or Stamped, But N	912.653	631.265	745.571	498.206
	732620	Iron Or Steel; Wire Articles	480	60.119	110.961	76.204
	732690	Iron Or Steel; Articles N.e.c. In Heading 7326	2.268.324	5.000.186	3.674.269	5.925.123
	740311	Copper; Refined, Unwrought, Cathodes And Sections Of Cathodes	202.844.274	192.694.657	1.215.518.779	1.787.948.751

https://www.bps.go.id

Tabel 2. Ekspor Provinsi Asal Barang Dirinci Menurut Kode HS6 Digit, 2020—2021

Provinsi Asal	Kode HS 6	Deskripsi HS 6 Digit	Berat Bersih (Kg)		Nilai FOB (US$)	
			2020	2021	2020	2021
(1)	(2)	(3)	(4)	(5)	(6)	(7)
Jawa Timur						
	740321	Copper; Copper-zinc Base Alloys (brass) Unwrought	2.563.562	5.703.891	9.102.812	28.711.009
	740322	Copper; Copper-tin Base Alloys (bronze) Unwrought	530		11.250	
	740329	Copper; Copper Alloys N.e.c. In Heading No. 7403 (other Than Master Alloys	47.863	58.488	477.665	664.041
	740400	Copper; Waste And Scrap	9.177.688	9.895.614	46.445.635	78.741.961
	740710	Copper; Bars, Rods And Profiles, Of Refined Copper	52.635		337.507	
	740721	Copper; Bars, Rods And Profiles, Of Copper-zinc Base Alloys (brass)	19		41	
	740729	Copper; Bars, Rods And Profiles, Of Copper Alloys (other Than Copper-zinc B	80.498		281.605	
	740811	Copper; Wire, Of Refined Copper, Of Which The Maximum Cross-sectional D	478.743	321.413	3.551.697	2.945.052
	740829	Copper; Wire, Of Copper Alloys (other Than Copper-zinc Base Alloys, Copper-nickel Base Alloy		1		43
	740911	Copper; Strip, Of A Thickness Exceeding 0.15mm, Of Refined Copper, In Coils		2.828		28.433
	740919	Copper; Plates And Sheets, Of A Thickness Exceeding 0.15mm, Of Refined Co	5	32	5	218
	740929	Copper; Plates And Sheets, Of A Thickness Exceeding 0.15mm, Of Copper-zir	6	23	136	1.289
	741110	Copper; Tubes And Pipes, Of Refined Copper	1.431	10	11.510	152
	741129	Copper; Tubes And Pipes, Of Copper Alloys (other Than Copper-zinc, Copper	3.260	1.913	110	438
	741210	Copper; Tube Or Pipe Fittings (e.g. Couplings, Elbows, Sleeves) Of Refined Co	1	617	19	20.359
	741220	Copper; Tube Or Pipe Fittings (e.g. Couplings, Elbows, Sleeves) Of Copper All	335	3.800	818	4.538
	741300	Copper; Stranded Wire, Cables, Plaited Bands And The Like, Not Electrically Insulated		1		557
	741510	Copper; Nails And Tacks, Drawing Pins, Staples And Similar Articles Of Coppe	333	1.002	10.606	13.801
	741521	Copper; Washers, (including Spring Washers), Not Threaded	4		535	
	741529	Copper; Rivets, Cotters, Cotter-pins And Similar Articles, Not Threaded	1	0	30	5
	741533	Copper; Screws, Bolts And Nuts, Threaded	145	570	882	1.441
	741539	Copper; Articles N.e.c. In Heading No. 7415	64	3	22	3
	741810	Copper; Table, Kitchen Or Other Household Articles And Parts Thereof; Pot S	10.547	2.201	23.978	52.769
	741820	Copper; Sanitary Ware And Parts Thereof	3.045	1.175	22.293	9.971
	750890	Nickel; Articles Thereof N.e.c. In Item No. 7508.1	20	10.400	3	176.592
	760120	Aluminium; Unwrought, Alloys	6.783.578	7.387.724	10.134.514	16.381.653
	760200	Aluminium; Waste And Scrap	2.552.800	1.950.591	3.591.137	3.363.687
	760410	Aluminium; (not Alloyed), Bars, Rods And Profiles	1.375.760	5.314.922	3.683.334	15.712.271
	760421	Aluminium; Alloys, Hollow Profiles	1.893.447	5.267.454	5.137.479	18.838.846
	760429	Aluminium; Alloys, Bars, Rods And Profiles, Other Than Hollow	15.834.160	15.071.318	51.433.293	58.090.863
	760529	Aluminium; Alloys, Wire, Maximum Cross-sectional Dimension Is 7mm Or Le	79	95	2.390	251
	760611	Aluminium; Plates, Sheets And Strip, Thickness Exceeding 0.2mm, (not Alloy	5.341.845	9.984.741	12.559.372	32.148.006
	760612	Aluminium; Plates, Sheets And Strip, Thickness Exceeding 0.2mm, Alloys, Re	1.002	30.060	4.147	102.719
	760691	Aluminium; Plates, Sheets And Strip, Thickness Exceeding 0.2mm, Not Alloye	365	269	7.046	6.014
	760692	Aluminium; Plates, Sheets And Strip, Thickness Exceeding 0.2mm, Alloys, (nc	62		364	
	760711	Aluminium; Foil, (not Backed), Rolled (but Not Further Worked), Of A Thickn	1.643.583	3.115.418	5.218.879	12.504.766
	760719	Aluminium; Foil, (not Backed), Of A Thickness Not Exceeding 0.2mm, Not Ro	30.254	26.035	31.705	46.847
	760720	Aluminium; Foil, Backed With Paper, Paperboard, Plastics Or Similar Backing	1.936	843	79.819	20.711
	760810	Aluminium; Tubes And Pipes, Not Alloyed	706	5.429	2.479	20.198
	760820	Aluminium; Tubes And Pipes, Alloys	2.097.681	2.380.495	9.100.957	11.883.174
	760900	Aluminium; Tube Or Pipe Fittings (e.g. Couplings, Elbows, Sleeves)	234.698	246.124	631.129	827.653
	761010	Aluminium; Structures (excluding Prefabricated Buildings Of Heading No. 94	858.044	1.287.135	2.699.577	4.943.653
	761090	Aluminium; Structures (excluding Prefabricated Buildings Of Heading No. 94	1.778.039	1.314.814	5.289.012	4.958.257
	761100	Aluminium; Reservoirs, Tanks, Vats And Similar Containers, For Material (not Compressed Or		1.718		88.654
	761210	Aluminium; Collapsible Tubular Containers, For Any Material, (not Compress	39.865	25.919	283.029	171.250
	761290	Aluminium; Casks, Drums, Cans, Boxes And The Like For Any Material (not C	884.596	978.950	3.722.412	4.010.604
	761300	Aluminium; Containers For Compressed Or Liquefied Gas	26		20	
	761410	Aluminium; Stranded Wire, Cables, Plaited Bands And The Like, (not Electric	3.322	15.860	18.097	26.940
	761490	Aluminium; Stranded Wire, Cables, Plaited Bands And The Like, (not Electric	171.587	208.322	222.821	301.469
	761510	Aluminium; Table, Kitchen Or Other Household Articles And Parts Thereof; P	1.348.523	1.829.572	9.090.943	13.220.869
	761520	Aluminium; Sanitary Ware And Parts Thereof	634	1.329	729	6.891
	761610	Aluminium; Nails, Tacks, Staples (other Than Those Of Heading No. 8305), Sc	10.403	10.127	23.428	26.170
	761699	Aluminium; Articles N.e.c. In Heading 7616	328.081	336.679	1.285.025	1.619.475
	780110	Lead; Unwrought, Refined	1.003.587	1.182.078	1.972.792	2.694.002
	780191	Lead; Unwrought, Unrefined, Containing By Weight Antimony As The Princip	1.068.397	345.184	2.163.345	771.528
	780199	Lead; Unwrought, Unrefined, Not Containing By Weight Antimony As The Pr	129.542	286.972	287.168	1.489.423
	780419	Lead; Plates, Sheets, Strip And Foil, Of A Thickness (excluding Any Backing) E	113.270	91.592	277.494	232.873
	790200	Zinc; Waste And Scrap		75.593		123.152
	790500	Zinc; Plates, Sheets, Strip And Foil	248	900	330	2.869
	790700	Zinc; Articles N.e.c. In Chapter 79	31.412	28.705	63.518	78.082

https://www.bps.go.id

Tabel 2. Ekspor Provinsi Asal Barang Dirinci Menurut Kode HS6 Digit, 2020—2021

Provinsi Asal	Kode HS 6	Deskripsi HS 6 Digit	Berat Bersih (Kg)		Nilai FOB (US$)	
			2020	2021	2020	2021
(1)	(2)	(3)	(4)	(5)	(6)	(7)
Jawa Timur						
	810196	Tungsten (wolfram); Wire	2.782		11.741	
	810210	Molybdenum; Articles Thereof, Including Waste And Scrap, Powders		650		318
	810296	Molybdenum; Wire		387		1.137
	811300	Cermets; Articles Thereof, Including Waste And Scrap	145		17.462	
	820110	Tools, Hand; Spades And Shovels		1.453		3.225
	820130	Tools, Hand; Mattocks, Picks, Hoes And Rakes	19.770	78.921	9.896	35.070
	820140	Tools, Hand; Axes, Bill Hooks And Similar Hewing Tools, Of A Kind Used In Ag	24		110	
	820150	Tools, Hand; One-handed Secateurs (including Poultry Shears)	840	328	905	2.234
	820160	Tools, Hand; Hedge Shears, Two-handed Pruning Shears And Similar Two-ha	160		80	
	820190	Tools, Hand; Forks, Scythes, Sickles, Hay Knives, Timber Wedges, And Other	99	582	2.593	8.633
	820210	Tools, Hand; Hand Saws	875	47.474	25.823	5.345
	820220	Tools, Hand; Band Saw Blades	13	88	4.268	7.285
	820231	Tools, Hand; Circular Saw Blades (including Slitting Or Slotting Saw Blades), \	1.649	1.578	4.098	2.879
	820239	Tools, Hand; Circular Saw Blades (including Slitting Or Slotting Saw Blades), \	133	56	7.765	6.250
	820291	Tools, Hand; Straight Saw Blades, For Working Metal		29		621
	820299	Tools, Hand; Saw Blades N.e.c. In Heading No. 8202	172	515	4.147	1.807
	820310	Tools, Hand; Files, Rasps And Similar Tools	300	287.872	2.970	4.350
	820320	Tools, Hand; Pliers (including Cutting Pliers), Pincers, Tweezers And Similar T	15.750	14.152	49.913	58.356
	820330	Tools, Hand; Metal Cutting Shears And Similar Tools	30	180	219	295
	820340	Tools, Hand; Pipe-cutters, Bolt Croppers, Perforating Punches And Similar To	4.449	101	735	2.409
	820411	Tools, Hand; Hand-operated Spanners And Wrenches (including Torque Met	90	491	3.290	9.545
	820412	Tools, Hand; Hand-operated Spanners And Wrenches (including Torque Met	330	285	96	5.992
	820420	Tools, Hand; Interchangeable Spanner Sockets, With Or Without Handles	1	720	5	9.608
	820510	Tools, Hand; Drilling, Threading Or Tapping Tools	259	56.245	1.914	18.612
	820520	Tools, Hand; Hammers And Sledge Hammers	19.082	260.986	6.466	14.831
	820530	Tools, Hand; Planes, Chisels, Gauges And Similar Cutting Tools For Working \	34	2.415	1	301
	820540	Tools, Hand; Screwdrivers	65.885	30.901	19.601	12.653
	820551	Tools, Hand; Household Tools	250	10.001	16.571	4.042
	820559	Tools, Hand; Other Hand Tools (including Glaziers Diamonds), Excluding Hou	2.169	3.024	13.735	21.484
	820560	Tools, Hand; Blow Lamps	65		20	
	820570	Tools, Hand; Vices, Clamps And The Like	11.419	2.031	64.009	55.698
	820590	Tools, Hand; N.e.c. In Heading 8205, Including Anvils, Portable Forges, Hand	412	100	2.307	11.528
	820600	Tools, Hand; Two Or More Of Heading No. 8202 To 8205, Put Up In Sets For	261	2.637	1.025	33.360
	820719	Tools, Interchangeable; Rock Drilling Or Earth Boring Tools, With Working Pa	2	8	257	2.221
	820720	Tools, Interchangeable; (for Machine Or Hand Tools, Whether Or Not Power	3.136	1.730	2.880	6.084
	820730	Tools, Interchangeable; (for Machine Or Hand Tools, Whether Or Not Power	2.545	210	25.871	13.342
	820740	Tools, Interchangeable; (for Machine Or Hand Tools, Whether Or Not Power	4	52.108	1.671	63.328
	820750	Tools, Interchangeable; (for Machine Or Hand Tools, Whether Or Not Power	7.799	8.973	43.324	63.585
	820760	Tools, Interchangeable; (for Machine Or Hand Tools, Whether Or Not Power	30	578	636	3.216
	820770	Tools, Interchangeable; (for Machine Or Hand Tools, Whether Or Not Power	896	83	3.110	2.792
	820780	Tools, Interchangeable; (for Machine Or Hand Tools, Whether Or Not Power-operated), For T		761		21.104
	820790	Tools, Interchangeable; (for Machine Or Hand Tools, Whether Or Not Power	3.272	162	13.037	7.646
	820810	Tools; Knives And Cutting Blades, For Machines Or For Mechanical Appliance	1	0	162	57
	820820	Tools; Knives And Cutting Blades, For Wood Working Machines Or Mechanic	245	982	7.803	29.239
	820830	Tools; Knives And Cutting Blades, For Kitchen Appliances Or For Machines U	13	130	349	1.157
	820840	Tools; Knives And Cutting Blades, For Agricultural, Horticultural Or Forestry I	3.000		11.701	
	820890	Tools; Knives And Cutting Blades, For Machines Or Mechanical Appliances, N	269	597	23.599	15.294
	820900	Tools; Plates, Sticks, Tips And The Like For Tools, Unmounted, Of Sintered M	12	1	24.866	82
	821000	Tools; Hand-operated Mechanical Appliances, Weighing 10kg Or Less, Used In The Preparatio		657		335
	821191	Knives; Table Knives, Having Fixed Cutting Blades, Serrated Or Not, Excluding	45.560	46.364	548.553	548.020
	821192	Knives; Having Fixed Cutting Blades, (other Than Table Knives), Serrated Or I	1.170	39	3.259	674
	821193	Knives; With Cutting Blades, (having Other Than Fixed Blades), Serrated Or Not, Excluding Knit		127		1.228
	821194	Blades; Cutting, Serrated Or Not, Excluding Those Of Heading No. 8208	26	484	1.567	1.829
	821195	Knives; With Handles Of Base Metal	40	152	1.346	6.646
	821210	Razors	70	208	4.489	5.487
	821220	Razors; Safety Razor Blades, Including Razor Blade Blanks In Strips	95	90	1.346	1.653
	821300	Scissors; Tailors' Shears, Similar Shears And Blades Therefore	211	3.853	256	9.841
	821410	Cutlery; Paper Knives, Letter Openers, Erasing Knives, Pencil Sharpeners And	19	10	114	23
	821420	Manicure Or Pedicure Sets And Instruments; (including Nail Files)	5		23	
	821490	Cutlery; Hair Clippers And Mincing Knives	8.555	4.132	11.610	10.275

https://www.bps.go.id

Tabel 2. Ekspor Provinsi Asal Barang Dirinci Menurut Kode HS6 Digit, 2020—2021

Provinsi Asal	Kode HS 6	Deskripsi HS 6 Digit	Berat Bersih (Kg)		Nilai FOB (US$)	
			2020	2021	2020	2021
(1)	(2)	(3)	(4)	(5)	(6)	(7)
Jawa Timur						
	821510	Cutlery; Sets Of Assorted Articles (e.g. Spoons, Forks, Ladles, Skimmers, Cake-servers, Fish-kni		1.860		238
	821520	Cutlery; Sets Of Assorted Articles (e.g. Spoons, Forks, Ladles, Skimmers, Cake	10.035	4.057	99.939	39.525
	821591	Cutlery; (e.g. Spoons, Forks, Ladles, Skimmers, Cake-servers, Fish-knives, But	519		13.832	
	821599	Cutlery; Other Than Plated With Precious Metal	241.733	243.752	2.066.606	2.238.407
	830110	Padlocks; (key, Combination Or Electrically Operated), Of Base Metal	5.261	3.834	3.446	7.784
	830120	Locks; Of A Kind Used For Motor Vehicles (key, Combination Or Electrically C	840	504	4.126	665
	830130	Locks; Of A Kind Used For Furniture (key, Combination Or Electrically Operat	16.367	7.075	12.223	6.339
	830140	Locks; (other Than Those For Motor Vehicles Or Furniture), (key, Combinatic	5.677	4.457	21.686	19.980
	830150	Clasps And Frames With Clasps; Incorporating Locks, Of Base Metal	33	8	40	242
	830160	Locks; Parts Of Padlocks, Locks, Clasps And Frames With Clasps Incorporatin	14.415	23.146	4.397	17.816
	830170	Keys; Presented Separately, Of Base Metal	11	10	81	209
	830210	Hinges; Suitable For Furniture, Doors, Staircases, Windows, Blinds, Coachwo	5.117	29.663	15.718	149.764
	830220	Castors; With Mountings, Of Base Metal	639	2.209	7.537	19.944
	830230	Mountings, Fittings And Similar Articles; For Motor Vehicles, Of Base Metal	827	793	4.295	2.502
	830241	Mountings, Fittings And Similar Articles; Of Base Metal, Suitable For Building	700.210	1.109.120	1.947.310	3.603.048
	830242	Mountings, Fittings And Similar Articles; Suitable For Furniture Of Base Meta	1.110.860	1.418.490	4.785.755	5.843.601
	830249	Mountings, Fittings And Similar Articles; Suitable For Other Than Buildings O	10.666	22.079	131.737	207.883
	830250	Hat-racks, Hat-pegs, Brackets And Similar Fixtures, Of Base Metal	1.075	7.098	9.207	34.896
	830260	Automatic Door Closures; Of Base Metal	1	19.509	1	98.780
	830300	Safes; Armoured Or Reinforced, Strong-boxes, Doors And Safe Deposit Locke	15.139	15.923	19.709	17.276
	830400	Office Equipment; Filing Cabinets, Card-index Cabinets, Paper Trays, Paper R	63.583	149.493	64.643	104.027
	830510	Stationery; Fittings For Loose-leaf Binders Or Files, Of Base Metal	186	622	1.088	1.971
	830520	Stationery; Staples In Strips, (e.g. For Offices, Upholstery, Packaging), Of Bas	3.800	1.255	1.319	630
	830590	Stationery; Letter Clips, Letter Corners, Paper Clips, Indexing Tags And Similar Office Articles,		111		66
	830610	Bells, Gongs And The Like; Non-electric, Of Base Metal	15.705	12.753	59.230	35.944
	830621	Statuettes And Other Ornaments; Of Base Metal Plated With Precious Metal	57	35	263	291
	830629	Statuettes And Other Ornaments; Of Base Metal Other Than Plated With Pre	111.813	161.624	726.547	898.234
	830630	Photograph, Picture Or Similar Frames, Mirrors; Of Base Metal	839	605	2.150	5.129
	830710	Tubing; Flexible, With Or Without Fittings, Of Iron Or Steel		34		104
	830790	Tubing; Flexible, With Or Without Fittings Of Base Metal, Other Than Those	11.028		85.190	
	830810	Hooks, Eyes And Eyelets; Of Base Metal, Of A Kind Used For Clothing, Footw	204	1.380	5.656	33.708
	830820	Rivets; Tubular Or Bifurcated, Of Base Metal	8	19	5	483
	830890	Clasps, Frames With Clasps, Buckles, Buckle Clasps; Of Base Metal, Of A Kind	1.648	19.349	1.805	23.026
	830990	Stoppers; Caps And Lids, Of Base Metal	13.035	18.519	140.765	225.574
	831000	Sign Plates, Name-plates, Address-plates And Similar Plates, Numbers, Lette	88	39	21.786	504
	831110	Electrodes; Coated, Of Base Metal, For Electric Arc-welding	43.130	69.918	42.158	63.893
	831120	Wire; Cored, Of Base Metal, For Electric Arc-welding	4.530	8	3.587	84
	831130	Rods And Wire; Coated Rods And Cored Wire, Of Base Metal, For Soldering,	69		1.230	
	840290	Boilers; Parts Of Steam Or Other Vapour Generating Boilers	397	96.329	2.840	800.063
	840420	Boilers; Condensers, For Steam Or Other Vapour Power Units	35		935	
	840490	Boilers; Parts Of Auxiliary Plant, For Use With Boilers Of Heading No. 8402 A	905		28.888	
	840690	Turbines; Parts Of Steam And Other Vapour Turbines	31	53	5.690	80.200
	840721	Engines; Outboard Motors For Marine Propulsion, Spark-ignition Reciprocati	6.050	30	17.374	300
	840734	Engines; Reciprocating Piston Engines, Of A Kind Used For The Propulsion Of	150	6.927	3.350	40.672
	840810	Engines; For Marine Propulsion, Compression-ignition Internal Combustion I	630	240	3.151	1.449
	840890	Engines; Compression-ignition Internal Combustion Piston Engines (diesel O	55.487	113.060	75.980	429.167
	840991	Engines; Parts, Suitable For Use Solely Or Principally With Spark-ignition Inte	180.954	218.026	9.696.140	11.586.947
	840999	Engines; Parts For Internal Combustion Piston Engines (excluding Spark-ignit	7.950	2.305	100.768	55.408
	841090	Turbines; Parts Of Hydraulic Turbines And Water Wheels, Including Regulators		378		1.459
	841182	Turbines; Gas-turbines (excluding Turbo-jets And Turbo-propellers), Of A Po	10.124	17.649	1.988.969	3.977.938
	841199	Turbines; Parts Of Gas Turbines (excluding Turbo-jets And Turbo-propellers)	6	7	20.068	500
	841210	Engines; Reaction Engines, Other Than Turbo-jets	21.900	47.300	10.100	20.100
	841221	Engines; Hydraulic Power Engines And Motors, Linear Acting (cylinders)		4.712		26.452
	841229	Engines; Hydraulic Power Engines And Motors, Other Than Linear Acting (cylinders)		618		11.478
	841231	Engines; Pneumatic Power Engines And Motors, Linear Acting (cylinders)	562	1	3.216	509
	841239	Engines; Pneumatic Power Engines And Motors, Other Than Linear Acting (c	213	54	8.277	891
	841290	Engines; Parts, For Engines And Motors Of Heading No. 8412	56.616	27.846	22.489	12.957
	841311	Pumps; Fitted Or Designed To Be Fitted With A Measuring Device, For Dispe	1.219	300	2.010	3.175
	841319	Pumps; For Liquids, Fitted Or Designed To Be Fitted With A Measuring Devic	1.124	443	48.870	10.573
	841320	Pumps; Hand, Fitted Or Designed To Be Fitted With A Measuring Device, For	62.799	45.445	130.148	162.332

https://www.bps.go.id

Tabel 2. Ekspor Provinsi Asal Barang Dirinci Menurut Kode HS6 Digit, 2020—2021

Provinsi Asal	Kode HS 6	Deskripsi HS 6 Digit	Berat Bersih (Kg)		Nilai FOB (US$)	
			2020	2021	2020	2021
(1)	(2)	(3)	(4)	(5)	(6)	(7)
Jawa Timur						
	841330	Pumps; Fuel, Lubricating Or Cooling Medium Pumps For Internal Combustio	3.042	5.627	7.485	6.757
	841350	Pumps; Reciprocating Positive Displacement Pumps, N.e.c. In Heading No. 8	262	28	2.672	663
	841360	Pumps; Rotary Positive Displacement Pumps, N.e.c. In Heading No. 8413, Fo	125	1.020	5.137	13.625
	841370	Pumps; Centrifugal, N.e.c. In Heading No. 8413, For Liquids	148.381	90.191	417.307	340.293
	841381	Pumps And Liquid Elevators; N.e.c. In Heading No. 8413	9.714	16.733	62.071	70.345
	841391	Pumps; Parts Thereof	102.109	98.363	1.109.172	1.175.226
	841392	Liquid Elevators; Parts Thereof	68	285	1.400	7.000
	841410	Pumps; Vacuum	481	2.480	915	22.481
	841420	Pumps; Hand Or Foot-operated Air Pumps	2.705	1.729	5.683	8.520
	841430	Compressors; Of A Kind Used In Refrigerating Equipment	1.272	7.072	20.349	28.024
	841440	Compressors; Air Compressors Mounted On A Wheeled Chassis For Towing	12.231	18.809	6.193	27.334
	841451	Fans; Table, Floor, Wall, Window, Ceiling Or Roof Fans, With A Self-containe	58.899	90.435	119.937	107.838
	841459	Fans; N.e.c. In Item No. 8414.51	50.960	60.418	735.478	873.544
	841460	Hoods; Ventilating Or Recycling Hoods Incorporating A Fan, Whether Or Not Fitted With Filter		16		25
	841480	Pumps And Compressors; For Air, Vacuum Or Gas, N.e.c. In Heading No. 841	49.886	74.552	806.381	1.241.563
	841490	Pumps And Compressors; Parts, Of Air Or Vacuum Pumps, Air Or Other Gas	29.931	3.598	111.111	41.574
	841510	Air Conditioning Machines; Comprising A Motor-driven Fan And Elements Fo	24.780	56.055	156.143	191.413
	841520	Air Conditioning Machines; Comprising A Motor Driven Fan And Elements Fo	152	1.306	952	15.362
	841581	Air Conditioning Machines; Containing A Motor Driven Fan, Other Than Window Or Wall Type		856		6.634
	841583	Air Conditioning Machines; Containing A Motor Driven Fan, Other Than Window Or Wall Type		3.713		31.443
	841590	Air Conditioning Machines; With Motor Driven Fan And Elements For Tempe	75.584	72.418	921.904	1.099.216
	841610	Furnaces; Furnace Burners, For Liquid Fuel	1.380		14.220	
	841620	Furnaces; Furnace Burners, For Pulverized Solid Fuel Or Gas, Including Combination Burners		9.007		38.705
	841690	Furnaces; Parts Of Furnace Burners, For Liquid Fuel, Pulverized Solid Fuel Or Gas, Mechanical		2		215
	841720	Ovens; Non-electric, Bakery Ovens, Including Biscuit Ovens	174.900	220.485	1.149.641	1.523.088
	841780	Furnaces And Ovens; Including Incinerators, Non-electric, For Industrial Or L	23.891	24.912	37.095	23.546
	841790	Furnaces And Ovens; Parts Of Non-electric Furnaces And Ovens (including In	105	5.161	615	23.653
	841810	Refrigerators And Freezers; Combined Refrigerator-freezers, Fitted With Sep	279.722	280.478	703.168	694.388
	841821	Refrigerators; For Household Use, Compression-type, Electric Or Other	13.003	81	38.962	422
	841829	Refrigerators; Household, Electric Or Not, Other Than Compression-type	9.793	16.448	27.368	50.444
	841830	Freezers; Of The Chest Type, Not Exceeding 800l Capacity	60.089	91.853	172.106	201.909
	841840	Freezers; Of The Upright Type, Not Exceeding 900l Capacity	10.274	2.692	47.855	12.196
	841850	Furniture Incorporating Refrigerating Or Freezing Equipment; For Storage Ar	8.257	2.562	31.955	10.816
	841869	Refrigerating Or Freezing Equipment; N.e.c. In Heading No. 8418	35.510	71.394	141.951	365.139
	841899	Refrigerating Or Freezing Equipment; Parts Thereof, Other Than Furniture	4.129.310	4.593.701	40.469.404	50.913.845
	841911	Heaters; Instantaneous Gas Water Heaters, For Domestic Or Other Purposes	65.607	76.059	214.986	158.759
	841919	Heaters; Instantaneous Or Storage Water Heaters, Non-electric, Other Than	12.708	8	44.486	33
	841920	Sterilizers; For Medical, Surgical Or Laboratory Use, Not Used For Domestic Purposes		75		62
	841939	Dryers; For Products N.e.c. In Heading No. 8419, Not Used For Domestic Pur	274.950	440.659	2.706.950	4.398.000
	841950	Heat Exchange Units; Not Used For Domestic Purposes	94	0	6.813	61
	841981	Machinery, Plant And Equipment; For Making Hot Drinks, For Cooking Or He	682.859	742.970	2.433.555	2.459.338
	841989	Machinery, Plant And Laboratory Equipment; For Treating Materials By Char	400	1.725	27.984	18.117
	841990	Machinery, Plant And Laboratory Equipment; Parts Of Equipment For Treati	253.440	115.782	1.628.525	313.403
	842010	Machines; Calendering Or Other Rolling Machines, For Other Than Metal Or	12.352		21.279	
	842091	Machines; Parts, Cylinders For Calendering Or Other Rolling Machines, For C	22		14	
	842099	Machines; Parts, (other Than Cylinders), For Calendering Or Other Rolling Machines, For Othe		1.005		929
	842112	Centrifuges; Clothes-dryers		240		1.846
	842119	Centrifuges; N.e.c. In Heading No. 8421, Including Centrifugal Dryers (but No	3.408	433	5.641	5.685
	842121	Machinery; For Filtering Or Purifying Water	22.832	16.917	14.539	66.594
	842122	Machinery; For Filtering Or Purifying Beverages Other Than Water	1.700		180.000	
	842123	Machinery; Filtering Or Purifying Machinery, Oil Or Petrol Filters For Internal	1.754	1.350	7.820	32.840
	842129	Machinery; For Filtering Or Purifying Liquids, N.e.c. In Item No. 8421.2	600	127	2.563	8.956
	842131	Machinery; Intake Air Filters For Internal Combustion Engines	3.449	5.806	19.500	30.469
	842139	Machinery; For Filtering Or Purifying Gases, Other Than Intake Air Filters For	6.305	11.635	17.075	70.359
	842191	Centrifuges; Parts Thereof, Including Parts For Centrifugal Dryers		63		8.459
	842199	Machinery; Parts For Filtering Or Purifying Liquids Or Gases	4.316	4.052	27.748	7.644
	842219	Dish Washing Machines; Of Other Than Household Type	19		206	
	842220	Machinery; For Cleaning Or Drying Bottles Or Other Containers	68		50	
	842230	Machinery; For Filling, Closing, Sealing, Capsuling Or Labelling Bottles, Cans,	231.768	29.683	6.595.546	968.515
	842240	Machinery; For Packing Or Wrapping	59.398	85.142	2.387.368	3.767.912

https://jatim.bps.go.id

Tabel 2. Ekspor Provinsi Asal Barang Dirinci Menurut Kode HS6 Digit, 2020—2021

Provinsi Asal	Kode HS 6	Deskripsi HS 6 Digit	Berat Bersih (Kg)		Nilai FOB (US$)	
			2020	2021	2020	2021
(1)	(2)	(3)	(4)	(5)	(6)	(7)
Jawa Timur						
	842290	Machinery; Parts Of Machinery Of Heading No. 8422	81.954	85.345	964.020	2.640.669
	842310	Weighing Machines; Personal (including Baby Scales) And Household Scales	7.042	2.632	13.618	5.375
	842320	Weighing Machines; Scales For Continuous Weighing Of Goods On Conveyor	408	621	2.463	1.771
	842330	Weighing Machines; Constant Weight Scales And Scales For Discharging A Pr	873	319	1.680	2.689
	842381	Weighing Machines; Having A Maximum Weighing Capacity Not Exceeding 3	370	307	1.497	4.821
	842382	Weighing Machines; Having A Maximum Weighing Capacity Exceeding 30kg	27		92	
	842389	Weighing Machines; Having A Maximum Weighing Capacity Exceeding 5000	82	1.553	2.567	641
	842390	Weighing Machines; Weights Of All Kinds, Parts Of Weighing Machinery	3.985	1.564	2.272	7.436
	842410	Fire Extinguishers; Whether Or Not Charged	136		820	
	842420	Spray Guns And Similar Appliances	42.811	6.385	55.198	26.499
	842441	Mechanical Appliances; Agricultural Or Horticultural Sprayers; Portable Spra	2	75	1	512
	842482	Mechanical Appliances; Agricultural Or Horticultural, N.e.c. In Heading 8424		1		1
	842489	Mechanical Appliances; For Projecting, Dispersing Or Spraying Liquids Or Po	8.400	61	35.882	1.936
	842490	Mechanical Appliances; Parts Of Machines Projecting, Dispersing Or Sprayin	5.151	6.509	46.671	53.918
	842511	Pulley Tackle And Hoists; Powered By An Electric Motor (excluding Skip Hois	562		2.632	
	842519	Pulley Tackle And Hoists; Not Powered By An Electric Motor (excluding Skip	422	33	1.480	277
	842531	Winches; Capstans; Powered By An Electric Motor		63.550		603.580
	842539	Winches; Capstans; Not Powered By An Electric Motor		47		1.276
	842541	Jacks; Built-in Jacking Systems Of A Type Used In Garages, For Raising Vehicl	681		1.156	
	842542	Jacks And Hoists; Hydraulic, Of A Kind Used For Raising Vehicles	3.696	562	3.938	3.212
	842549	Jacks And Hoists; (other Than Hydraulic), Of A Kind Used For Raising Vehicle	3.708	150	1.667	138
	842619	Cranes; Transporter, Gantry And Bridge Cranes		315.500		1.620.907
	842641	Cranes; Self-propelled Derricks And Cranes, On Tyres, N.e.c. In Heading No.	145.642		56.168	
	842699	Cranes And Derricks; For Other Than Mounting On Road Vehicles, N.e.c. In H	48		350	
	842790	Fork-lift And Other Works Trucks; Fitted With Lifting Or Handling Equipment	154.959	121.681	709.630	572.365
	842810	Lifts And Skip Hoists	14.000	1.006	30.004	1.273
	842820	Elevators And Conveyors; Pneumatic	2.477	1	55.319	206
	842839	Elevators And Conveyors; Continuous-action, For Goods Or Materials, N.e.c.	10.415	750	83.018	8.855
	842890	Lifting, Handling, Loading Or Unloading Machinery; N.e.c. In Heading No. 84	25	5	603	407
	842911	Bulldozers And Angledozers; Self-propelled, Track Laying	351.917	15.000	1.149.999	85.520
	842919	Bulldozers And Angledozers; Self-propelled, Other Than Track Laying	14.510	68.694	9.145	78.050
	842920	Graders And Levellers	43.800	16.781	122.390	80.000
	842940	Tamping Machines And Road Rollers; Self-propelled		61.540		173.756
	842951	Front-end Shovel Loaders	212.186		316.310	
	842952	Mechanical Shovels, Excavators And Shovel Loaders; With A 360 Degree Rev	282.980	1.015.326	885.285	3.238.401
	842959	Mechanical Shovels, Excavators And Shovel Loaders; N.e.c. In Item No. 8429	265.323	30.100	235.156	80.891
	843039	Coal Or Rock Cutters And Tunnelling Machinery; Not Self-propelled	22		4	
	843041	Boring Or Sinking Machinery; Self-propelled, N.e.c. In Heading No. 8430	23.555	10.780	40.515	339.756
	843049	Boring And Sinking Machinery; Not Self-propelled	705	315	2.150	614
	843069	Machinery; For Moving, Levelling, Scraping, Grading, Excavating Earth Miner	1		10	
	843110	Machinery; Parts Of The Machinery Of Heading No. 8425	575	2.092	8.542	2.306
	843120	Machinery; Parts Of The Machinery Of Heading No. 8427	2.389	69	3.425	1.010
	843131	Lifts, Skip Hoists Or Escalators; Parts Thereof	57	34	31.995	1.209
	843139	Machinery; Parts Of The Machinery Of Heading No. 8428, (other Than Lifts,	1	3.366	387	67.133
	843141	Machinery Parts; Buckets, Shovels, Grabs And Grips, For The Machinery Of H	53.657		20.950	
	843143	Boring Or Sinking Machinery; Parts Of The Machinery Of Item No. 8430.41 C	829	12.511	27.686	332.345
	843149	Machinery; Parts Of Machines Handling Earth, Minerals Or Ores And N.e.c. I	50.987	30.445	63.939	69.978
	843210	Ploughs; For Soil Preparation	647		5.200	
	843229	Harrows; (excluding Disc), Scarifiers, Cultivators, Weeders And Hoes	60	171	683	1.313
	843239	Seeders, Planters And Transplanters; Other Than No-till Direct Seeders, Planters And Transpla		17.363		301.079
	843280	Rollers; For Lawns Or Sports-grounds	40.442	126.447	324.994	930.094
	843290	Machinery; Parts Of Machinery For Soil Preparation Or Cultivation Or For Ro	14.345	3.091	36.984	31.453
	843311	Mowers; Lawn, Parks Or Sports-grounds, Powered, With The Cutting Device	105		99	
	843319	Mowers; For Lawns, Parks Or Sports-grounds, Other Than With The Cutting	250	978	278	2.171
	843320	Mowers; N.e.c. In Item No. 8433.1 (including Cutter Bars For Tractor Mounting)		1.883		1.421
	843351	Combine Harvester-threshers	6.640	147.480	64.111	812.626
	843352	Threshing Machinery; Other Than Combine Harvester-threshers	2.388	1.100	8.369	2.310
	843359	Harvesting Machinery; N.e.c. In Heading No. 8433		1.528		117.765
	843390	Harvesting Machinery; Parts, Including Parts Of Threshing Machinery, Straw	35	1.706	748	22.834
	843510	Presses, Crushers And Similar Machinery; Used In The Manufacture Of Wine	2.992	4.807	12.292	16.131

https://www.bps.go.id

Tabel 2. Ekspor Provinsi Asal Barang Dirinci Menurut Kode HS6 Digit, 2020—2021

Provinsi Asal	Kode HS 6	Deskripsi HS 6 Digit	Berat Bersih (Kg)		Nilai FOB (US$)	
			2020	2021	2020	2021
(1)	(2)	(3)	(4)	(5)	(6)	(7)
Jawa Timur						
	843610	Machinery; For Preparing Animal Feeding Stuffs	2.060		36.081	
	843621	Poultry Incubators And Brooders	1.222	5.959	48	11.122
	843629	Poultry-keeping Machinery; Other Than Incubators And Brooders	8.598		8.190	
	843680	Machinery; For Agricultural, Horticultural Or Forestry Use And N.e.c. In Heading No. 8436		7.322		148.956
	843691	Machinery; Parts Of Poultry-keeping Machinery Or Poultry Incubators And B	25		136	
	843699	Machinery; Parts Of That Machinery For Agricultural, Horticultural Or Forest	6.672	3.550	6.531	6.000
	843710	Machines; For Cleaning, Sorting Or Grading Seed, Grain Or Dried Leguminou	3.720	3.760	36.818	18.545
	843780	Machinery; For Use In The Milling Industry Or For The Working Of Cereals O	26.840	15.989	83.137	93.952
	843790	Machines; Parts Of Those For Cleaning, Sorting Or Grading Seed, Grain Or D	91.613	94.063	254.512	297.442
	843810	Machinery; Industrial, For Bakery And For The Manufacture Of Macaroni, Sp	2.790	95	25.836	8
	843820	Machinery; Industrial, For The Manufacture Of Confectionery, Cocoa Or Cho	510	985	33.500	27.988
	843840	Machinery; Industrial, Brewery Machinery		5.599		38.626
	843850	Machinery; Industrial, For The Preparation Of Meat Or Poultry	1.031	295	4.302	1.326
	843860	Machinery; Industrial, For The Preparation Of Fruits, Nuts Or Vegetables	3.182	1.745	16.237	13.446
	843880	Machinery; Used In The Industrial Preparation Or Manufacture Of Food Or D	8.420	5.028	11.146	78.897
	843890	Machinery; Parts Of Those Machines Used In The Industrial Preparation Or M	3.647	13.553	72.819	218.356
	843999	Machinery; Parts Of Machinery For Making Or Finishing Paper Or Paperboar	4.325	2.282	168.585	112.432
	844010	Book-binding Machinery; Including Book-sewing Machines	186		4.469	
	844110	Machines; Cutting, Of All Kinds, For Making Up Paper Pulp, Paper Or Paperb	2	38	5	94
	844120	Machines; For Making Bags, Sacks Or Envelopes Of Paper Pulp, Paper Or Paperboard		40		64
	844180	Machinery; N.e.c. In Heading No. 8441, For Making Up Paper Pulp, Paper Or	1.551	2.947	1.324	717
	844190	Machinery; Parts Of Machinery For Making Up Paper Pulp, Paper Or Paperb	16	1.815	5	15.450
	844240	Machinery, Apparatus And Equipment (excluding Machines Of Heading No. 8456 To 8465) Fo		2		322
	844250	Plates, Cylinders And Other Printing Components; Lithographic Stones Prepa	895	2.949	2.750	17.491
	844311	Printing Machinery; Offset, Reel-fed		35		207
	844313	Printing Machinery; Offset, N.e.c. In Item No. 8443.1	42.812	71.341	535.358	577.883
	844316	Printing Machinery; Flexographic	16.406	9.828	12.573	51.753
	844317	Printing Machinery; Gravure	2	1	40	104
	844319	Printing Machinery; Used For Printing By Means Of Plates, Cylinders And Oth	4.984	139.051	1.970	545.101
	844331	Printing, Copying, And Facsimile Machines; Machines Which Perform Two O	8.879	24.657	89.260	321.536
	844332	Printing, Copying, And Facsimile Machines; Single-function Printing, Copying	25.017	43.768	72.822	119.913
	844339	Printing, Copying, And Facsimile Machines; Single-function Printing, Copying	13.600	5.256	79.691	100.759
	844391	Printing Machinery Used For Printing By Means Of Plates, Cylinders And Oth	27.979	6.976	318.630	58.294
	844399	Printing Machinery; Parts And Accessories, N.e.c. In Item No. 8443.91	3.659	5.390	107.225	225.748
	844530	Textile Machinery; Doubling Or Twisting Machines		39.806		9.869
	844711	Knitting Machines; Circular, With Cylinder Diameter Not Exceeding 165mm	4.200		15.732	
	844790	Machines; For Making Gimped Yarn, Tulle, Lace, Embroidery, Trimmings, Braid Or Net And Ma		14.500		21.015
	844820	Machines; Parts And Accessories Of Machines Or Auxiliary Machinery Of He	61		59	
	844831	Machines, Card Clothing; Parts And Accessories		115		25
	844833	Machines; Parts And Accessories Of Machines Or Auxiliary Machinery, Spind	4	46	98	6.356
	844839	Machines; Parts And Accessories Of Machines Or Auxiliary Machinery Of He	5	51	18	1.116
	844849	Weaving Machines (looms); Parts Including Their Auxiliary Machinery, And A	6		297	
	844900	Machinery; For Manufacture Or Finishing Felt Or Non-wovens In The Piece Or In Shapes, Inclu		2.818		40.380
	845011	Washing Machines; Household Or Laundry-type, Fully-automatic, (of A Dry L	60.193	117.383	165.797	238.473
	845012	Washing Machines; Household Or Laundry-type, With Built-in Centrifugal Dr	14.353	37.763	43.930	97.640
	845019	Washing Machines; Household Or Laundry-type, Not Fully-automatic, Witho	308	3	393	12
	845020	Washing Machines; Household Or Laundry-type, Of A Dry Linen Capacity Exc	198		1.827	
	845110	Dry-cleaning Machines		304		8.841
	845121	Drying Machines; Of A Dry Linen Capacity Not Exceeding 10kg		440		700
	845129	Drying Machines; Of A Dry Linen Capacity Exceeding 10kg	21		26	
	845180	Machinery; For Wringing, Dressing, Finishing, Coating Or Impregnating Textile Yarns, Fabrics C		1		1
	845190	Machinery; Parts, Of The Machinery Of Heading No. 8451		3		3
	845210	Sewing Machines; Of The Household Type	8.323	9.053	10.295	12.950
	845221	Sewing Machines; (not Household Type), Automatic Units	300	4.760	8.500	25.000
	845229	Sewing Machines; Not Household Or Automatic Unit Type	27.938	17.742	30.477	23.121
	845230	Sewing Machine Needles	125	145	13.390	18.393
	845290	Sewing Machines; Furniture, Bases And Covers For Sewing Machines And Pa	5.466	69	24.853	1.551
	845310	Machinery; For Preparing, Tanning Or Working Hides, Skins Or Leather, Othe	56.715		70.473	
	845380	Machinery; For Making Or Repairing Articles Of Hides, Skins Or Leather, Oth	48		0	
	845390	Machinery; Parts Of Those For Preparing, Tanning Or Working Hides, Skins C	2.154	28.133	3.317	89.561

https://www.bps.go.id

Tabel 2. Ekspor Provinsi Asal Barang Dirinci Menurut Kode HS6 Digit, 2020—2021

Provinsi Asal	Kode HS 6	Deskripsi HS 6 Digit	Berat Bersih (Kg)		Nilai FOB (US$)	
			2020	2021	2020	2021
(1)	(2)	(3)	(4)	(5)	(6)	(7)
Jawa Timur						
	845410	Converters; Of A Type Used In Metallurgy Or In Metal Foundries	500	12	600	116
	845420	Ingot Moulds And Ladles; Of A Kind Used In Metallurgy Or In Metal Foundrie	98	254	536	2.779
	845490	Machines; Parts Of Converters, Ladles, Ingot Moulds And Casting Machines,	4		2	
	845530	Metal-rolling Mills; Rolls Thereof	12		4	
	845611	Machine-tools; For Working Any Material By Removal Of Material; Operatec	28.960	66	65.000	103
	845612	Machine-tools; For Working Any Material By Removal Of Material; Operated By Other Light O		70		11.016
	845640	Machine Tools; For Working Any Material By Removal Of Material; Operatec	120	144	7	1.047
	845690	Machine Tools; For Working Any Material By Removal Of Material; Operatec	17.758		20.648	
	845811	Lathes; For Removing Metal, Horizontal, Numerically Controlled	200	3.200	348	5.831
	845910	Machine-tools; Way-type Unit Head Machines, For Drilling, Boring, Milling, T	40		20	
	845929	Machine-tools; For Drilling By Removing Metal, Other Than Numerically Controlled		7		11
	845939	Machine-tools; For Boring-milling By Removing Metal, Other Than Numerica	500		533	
	845970	Machine-tools; For Threading Or Tapping By Removing Metal		3		31
	846019	Machine-tools; Flat-surface Grinding Machines, Other Than Numerically Con	59	781	504	15.163
	846022	Machine-tools; Grinding Machines (excluding Flat-surface), Centreless, Num	2		18	
	846023	Machine-tools; Cylindrical Grinding Machines (excluding Flat-surface And Ce	20		40	
	846024	Machine-tools; Grinding Machines (excluding Flat-surface, Cylindrical And Centreless), Numer		3		355
	846029	Machine-tools; Grinding Machines (excluding Flat-surface), Other Than Num	211	36	1.359	48
	846031	Machine-tools; Sharpening (tool Or Cutter Grinding) Machines, Numerically	10	8	11	237
	846040	Machine-tools; For Honing Or Lapping	5.474	4.226	3.188	18.782
	846090	Machine-tools; For Deburring, Grinding, Polishing Or Otherwise Finishing Me	77	469	469	2.943
	846150	Machine-tools; Sawing Or Cutting-off Machines, Working By Removing Metal, Sintered Metal		40.949		421.294
	846190	Machine-tools; Planing Machines, And Other Machine-tools N.e.c. In Headin	803	30	5.495	53
	846310	Machine-tools; For Working Metal, Sintered Metal Carbides Or Cermets, Wit	8		200	
	846390	Machine-tools; For Working Metal, Sintered Metal Carbides Or Cermets, Wit	10	1.359	4.900	25.122
	846410	Machine-tools; Sawing Machines, For Working Stone, Ceramics, Concrete, A	1.495	216	610	3.531
	846420	Machine-tools; Grinding Or Polishing Machines, For Working Stone, Ceramic	28	1	10	1
	846490	Machine-tools; For Working Stone, Ceramics, Concrete, Asbestos-cement Or	16.175	38.592	5.585	9.188
	846510	Machine-tools; Which Can Carry Out Different Types Of Machining Operatio	570	42.000	11.296	320.000
	846520	Machine-tools; For Working Wood, Cork, Bone, Hard Rubber, Hard Plastics C	20.043	14.000	181.078	93.000
	846591	Machine-tools; For Working Wood, Cork, Bone, Hard Rubber, Hard Plastics C	18.490	5.125	68.730	62.011
	846592	Machine-tools; For Working Wood, Cork, Bone, Hard Rubber, Hard Plastics C	500	5	27.898	37
	846593	Machine-tools; For Working Wood, Cork, Bone, Hard Rubber, Hard Plastics C	1.870	8	8.716	369
	846596	Machine-tools; For Working Wood, Cork, Bone, Hard Rubber, Hard Plastics C	74	110	1.942	2.551
	846599	Machine-tools; For Working Wood, Cork, Bone, Hard Rubber, Hard Plastics C	1.455	138	2.555	14
	846610	Parts & Accessories Suited For Use Solely/principally With Machines Of Heac	10.570	0	587.741	6
	846620	Parts & Accessories Suited For Use Solely/principally With Machines Of Heac	8	2	21	39
	846630	Parts & Accessories Suited For Use Solely/principally With Machines Of Heac	9		52	
	846691	Parts & Accessories Suited For Use Solely/principally; For The Machines Of H	11.341	8.620	40.906	21.790
	846692	Parts & Accessories Suited For Use Solely/principally For The Machines Of H	241	6.352	38.998	15.038
	846693	Parts & Accessories Suited For Use Solely/principally With Machines Of Heac	732	243	15.841	5.749
	846694	Machine-tools; Parts And Accessories, For The Machines Of Heading No. 846	4.104	8.703	2.912	45.633
	846711	Tools; For Working In The Hand, Pneumatic, Rotary Type (including Combined Rotary-percuss		8		800
	846719	Tools; For Working In The Hand, Pneumatic, Other Than Rotary Type		466		4.605
	846721	Tools; For Working In The Hand, With Self-contained Electric Motor; Drills O	2.286	30.091	3.117	289.953
	846722	Tools; For Working In The Hand, With Self-contained Electric Motor; Saws	177	147	1.238	27.504
	846729	Tools; For Working In The Hand, With Self-contained Electric Motor; Other T	239	152	4.162	5.690
	846781	Tools; For Working In The Hand, Chain Saws With Self-contained Non-electri	1.002	1.133	19.599	38.639
	846789	Tools; For Working In The Hand, (other Than Chain Saws), Hydraulic Or With	14	589	179	933
	846791	Tools; For Working In The Hand, Parts Of Chain Saws, With Self-contained N	30		224	
	846792	Tools; For Working In The Hand, Parts Of Pneumatic Tools		93		962
	846799	Tools; For Working In The Hand, Parts Thereof For Other Than Chain Saws A	6.878	2.546	3.771	6.228
	846820	Machinery And Apparatus; Gas Operated Machinery And Apparatus N.e.c. In	5.991	3.500	2.903	9.219
	846890	Machinery And Apparatus; Parts, Soldering, Brazing Or Welding, Whether O	6.027	3.338	163.016	78.201
	847010	Calculating Machines; Electronic Calculators Capable Of Operation Without	1.271	6.223	2.159	507
	847029	Calculating Machines; Electronic, (not Incorporating A Printing Device), Neec	28	12	408	50
	847050	Cash Registers	2.036	2.048	991	1.052
	847090	Machines Incorporating A Calculating Device; N.e.c. In Heading No. 8470	5	32	268	412
	847130	Automatic Data Processing Machines; Portable, Weighing Not More Than 10	14.555	39.884	317.160	591.347
	847141	Automatic Data Processing Machines; Comprising In The Same Housing At Le	988	1.621	9.381	15.221

https://jatim.bps.go.id

Tabel 2. Ekspor Provinsi Asal Barang Dirinci Menurut Kode HS6 Digit, 2020—2021

Provinsi Asal	Kode HS 6	Deskripsi HS 6 Digit	Berat Bersih (Kg)		Nilai FOB (US$)	
			2020	2021	2020	2021
(1)	(2)	(3)	(4)	(5)	(6)	(7)
Jawa Timur						
	847149	Automatic Data Processing Machines; Presented In The Form Of Systems, N.	287	2.803	777	9.470
	847150	Units Of Automatic Data Processing Machines; Processing Units Other Than	10.727	26.269	351.404	136.339
	847160	Units Of Automatic Data Processing Machines; Input Or Output Units, Whetl	775	2.857	11.632	110.027
	847170	Units Of Automatic Data Processing Machines; Storage Units	4.601	4.851	146.119	41.564
	847180	Units Of Automatic Data Processing Machines; N.e.c. In Item No. 8471.50, 8	286	185	8.964	42.502
	847190	Magnetic Or Optical Readers, Machines For Transcribing Data Onto Data Me	696	177	5.110	10.175
	847210	Office Machines; Duplicating Machines		5		7
	847230	Office Machines; For Sorting Or Folding Mail Or For Inserting Mail In Envelop	2	168	15	134
	847290	Office Machines; Not Elsewhere Classified	13.310	27	15.183	18
	847329	Machinery; Parts And Accessories Of The Machines Of Item No. 8470.30. 84	170	219	25.666	45.406
	847330	Machinery; Parts And Accessories (other Than Covers, Carrying Cases And Tl	22.142	76.597	191.945	575.788
	847340	Machinery; Parts And Accessories (other Than Covers, Carrying Cases And Tl	105	6	196	102
	847350	Machines; Parts And Accessories (other Than Covers, Carrying Cases And Th	321	14	3.174	15
	847410	Machines; For Sorting, Screening, Separating Or Washing Earth, Stone, Ores	12.772	1.558	51.012	6.592
	847420	Machines; For Crushing Or Grinding Earth, Stone, Ores Or Other Mineral Sub	3.281	39	1.836	59
	847431	Machines; Concrete Or Mortar Mixers	37.673	22.388	43.137	49.973
	847432	Machines; For Mixing Mineral Substances With Bitumen	1.400	99	2.629	231
	847439	Machines; For Mixing Or Kneading Mineral Substances, Excluding Concrete I	1.939		10.717	
	847480	Machines; For Agglomerating, Shaping Or Moulding Solid Mineral Fuels, Cer	2.347	6.360	25.719	37.157
	847490	Machines, For Sorting, Screening, Separating, Washing, Crushing Etc Minera	126.807	152.103	732.987	856.697
	847681	Machines; Automatic Goods-vending Machines, (e.g. Postage Stamp, Cigarette, Food Or Mon		10		10
	847710	Machinery; Injection-moulding Machines, For Working Rubber Or Plastics Or For The Manufac		3.510		304
	847730	Machinery; Blow Moulding Machines, For Working Rubber Or Plastics Or For The Manufactur		710		3.250
	847780	Machinery; For Working Rubber Or Plastics Or For The Manufacture Of Prod	21.616	100.386	24.645	2.827.201
	847790	Machinery; Parts Of The Machines Of Heading No. 8477, N.e.c. In Item No. 8	2.705	13.095	66.736	225.218
	847810	Machinery; For Preparing Or Making Up Tobacco, N.e.c. In This Chapter	32.047	136.130	1.828.090	4.531.455
	847890	Machinery; Parts Of Those For Preparing Or Making Up Tobacco, N.e.c. In Th	35.473	39.510	1.628.551	4.336.964
	847910	Machinery And Mechanical Appliances; For Public Works, Building Or The Lil	18	76.770	175	98.548
	847920	Machinery; For The Extraction Or Preparation Of Animal Or Fixed Vegetable Fats Or Oils		650		2.284
	847930	Machinery And Mechanical Appliances; Presses For The Manufacture Of Par	2		70	
	847960	Machinery And Mechanical Appliances; Evaporative Air Coolers		2.557		19.676
	847982	Machines; For Mixing, Kneading, Crushing, Grinding, Screening, Sifting, Hom	29	3.573	1.058	55.764
	847989	Machines And Mechanical Appliances; Having Individual Functions, N.e.c. Or	717	108.454	5.711	222.415
	847990	Machines And Mechanical Appliances; Parts, Of Those Having Individual Fun	414	75.478	17.161	43.530
	848010	Moulding Boxes; For Metal Foundry		7.010		10.000
	848020	Mould Bases; For Metal, Metal Carbides, Glass, Mineral Materials, Rubber O	4.329	13	178.356	223
	848030	Moulding Patterns; Of Metal, Metal Carbides, Glass, Mineral Materials, Rubl	25.654	2.069	57.311	115.930
	848041	Moulds; For Metal Or Metal Carbides, Injection Or Compression Types		3.150		3.000
	848049	Moulds; For Metal Or Metal Carbides, Other Than Injection Or Compression	205	136	2.277	915
	848060	Moulds; For Mineral Materials		240		167
	848071	Moulds; For Rubber Or Plastics, Injection Or Compression Types	1.130	3.165	29.661	49.478
	848079	Moulds; For Rubber Or Plastics, Other Than Injection Or Compression Types	63.344	27.721	47.308	51.208
	848110	Valves; Pressure Reducing, For Pipes, Boiler Shells, Tanks, Vats Or The Like	728.861	1.161.345	8.306.888	15.477.460
	848120	Valves; For Oleohydraulic Or Pneumatic Transmissions	43.495	90.148	66.983	144.540
	848130	Valves; Check (nonreturn) Valves, For Pipes, Boiler Shells, Tanks, Vats Or The	2.655.086	3.169.012	24.070.199	34.113.746
	848140	Valves; Safety Or Relief Valves, For Pipes, Boiler Shells, Tanks, Vats Or The Li	56	80	718	959
	848180	Taps, Cocks, Valves And Similar Appliances; For Pipes, Boiler Shells, Tanks, V	14.319	22.634	229.606	247.390
	848190	Taps, Cocks, Valves And Similar Appliances; Parts Thereof	30.554	30.951	407.427	434.754
	848210	Ball Bearings	6.777	1.937	25.095	65.821
	848220	Bearings; Tapered Roller Bearings, Including Cone And Tapered Roller Assem	3.323	26	42.836	970
	848230	Bearings; Spherical Roller Bearings	2.064	693	4.431	6.163
	848240	Bearings; Needle Roller Bearings	2	1	73	94
	848250	Bearings; Cylindrical Roller Bearings N.e.c. In Heading No. 8482	45	5	750	32
	848280	Bearings; N.e.c. In Heading No. 8482, Including Combined Ball/roller	8.378	720	202.113	5.394
	848291	Bearings; Parts, Balls, Needles And Rollers	0		30	
	848299	Bearings; Parts, (other Than Balls, Needles And Rollers)	569	134	10.058	3.982
	848310	Transmission Shafts (including Cam Shafts And Crank Shafts) And Cranks	181.500	194.075	731.542	1.119.850
	848320	Bearing Housings, Incorporating Ball Or Roller Bearings	601	2.291	1.337	4.946
	848330	Bearing Housings, Not Incorporating Ball Or Roller Bearings And Plain Shaft E	409	87	4.332	2.539
	848340	Gears And Gearing; (not Toothed Wheels, Chain Sprockets And Other Transr	2.849	558	19.721	9.848

Tabel 2. Ekspor Provinsi Asal Barang Dirinci Menurut Kode HS6 Digit, 2020—2021

Provinsi Asal	Kode HS 6	Deskripsi HS 6 Digit	Berat Bersih (Kg)		Nilai FOB (US$)	
			2020	2021	2020	2021
(1)	(2)	(3)	(4)	(5)	(6)	(7)
Jawa Timur						
	848350	Pulleys And Flywheels, Including Pulley Blocks	3.677	29	8.449	713
	848360	Clutches And Shaft Couplings (including Universal Joints)	436	29	6.776	4.672
	848390	Transmission Components; Toothed Wheels, Chain Sprockets And Other Tra	4.383	55.209	36.063	78.847
	848410	Gaskets And Similar Joints; Of Metal Sheeting Combined With Other Materia	143.590	157.391	3.993.409	4.513.000
	848420	Seals; Mechanical	2.083	681	42.528	13.158
	848490	Gasket Sets Or Assortments Of Gaskets And Similar Joints; Dissimilar In Com	18.788	6.649	590.730	348.893
	848630	Machines And Apparatus Of A Kind Used Solely Or Principally For The Manu	71		19	
	848790	Machinery Parts; Not Containing Electrical Connectors, Insulators, Coils, Contacts Or Other Ele		26		30
	850110	Electric Motors; Of An Output Not Exceeding 37.5w	43	186	6.145	12.897
	850120	Electric Motors; Universal Ac/dc Of An Output Exceeding 37.5w	20	50	476	3.402
	850131	Electric Motors And Generators; Dc, Of An Output Not Exceeding 750w	922	694	2.557	5.191
	850132	Electric Motors And Generators; Dc, Of An Output Exceeding 750w But Not I	3.569	8.647	3.631	88.680
	850134	Electric Motors And Generators; Dc, Of An Output Exceeding 375kw		44		10.164
	850140	Electric Motors; Ac Motors, Single-phase	14.448	4	57.934	92
	850151	Electric Motors; Ac Motors, Multi-phase, Of An Output Not Exceeding 750w	3		10	
	850152	Electric Motors; Ac Motors, Multi-phase, Of An Output Exceeding 750w But	628		8.082	
	850153	Electric Motors; Ac Motors, Multi-phase, Of An Output Exceeding 75kw	21.500		18.395	
	850161	Generators; Ac Generators, (alternators), Of An Output Not Exceeding 75kva		8.500		55.000
	850211	Electric Generating Sets; With Compression-ignition Internal Combustion Pis	1.124	12.000	9.600	77.949
	850213	Electric Generating Sets; With Compression-ignition Internal Combustion Pis	69.488	77.151	167.435	188.980
	850220	Electric Generating Sets; With Spark-ignition Internal Combustion Piston Eng	52.000	130	110.544	279
	850239	Electric Generating Sets; (excluding Those With Spark-ignition Or Compressi	3.985	13.038	4.489	138.668
	850240	Electric Rotary Converters		3		3.578
	850300	Electric Motors And Generators; Parts Suitable For Use Solely Or Principally	43	107	350	8.599
	850410	Discharge Lamps Or Tubes; Ballasts Therefor		4		129
	850421	Electrical Transformers; Liquid Dielectric, Having A Power Handling Capacity	263.003	228.535	1.189.896	901.475
	850422	Electrical Transformers; Liquid Dielectric, Having A Power Handling Capacity	378.772	260.338	1.380.392	1.116.679
	850423	Electrical Transformers; Liquid Dielectric, Having A Power Handling Capacity Exceeding 10,000		26.800		194.080
	850431	Electrical Transformers; N.e.c. In Item No. 8504.2, Having A Power Handling	2.101	4.066	4.897	28.611
	850432	Transformers; N.e.c. In Item No. 8504.2, Having A Power Handling Capacity	1.052		80	
	850434	Transformers; N.e.c. In Item No. 8504.2, Having A Power Handling Capacity Exceeding 500kva		23.967		194.999
	850440	Electrical Static Converters	28.918	26.264	567.807	209.816
	850450	Electrical Inductors; N.e.c. In Heading No. 8504	3.882	201	22.199	111
	850490	Electrical Transformers, Static Converters And Inductors; Parts Thereof	193.220	101.834	4.453.680	2.511.580
	850519	Magnets; Permanent Magnets And Articles Intended To Become Permanent	1.097	9.136	4.603	9.730
	850520	Magnets; Electro-magnetic Couplings, Clutches And Brakes	255	97	9.466	981
	850590	Magnets; Electro-magnets, Holding Devices And Parts N.e.c. In Heading No.	1	44	1.324	4.747
	850610	Cells And Batteries; Primary, Manganese Dioxide	2.968	940	5.533	9.479
	850650	Cells And Batteries; Primary, Lithium		24		800
	850660	Cells And Batteries; Primary, Air-zinc	2.370	10.219	3.694	5.119
	850680	Cells And Batteries; Primary, (other Than Manganese Dioxide, Mercuric Oxic	13.061	31.143	66.547	72.195
	850690	Cells And Batteries; Primary, Parts Thereof	1		19	
	850710	Electric Accumulators; Lead-acid, Of A Kind Used For Starting Piston Engines	13.929.801	12.115.395	32.727.656	30.546.866
	850720	Electric Accumulators; Lead-acid, (other Than For Starting Piston Engines), Ir	41	537.909	828	1.267.593
	850730	Electric Accumulators; Nickel-cadmium, Including Separators, Whether Or N	17.618	3.762	36.113	14.816
	850760	Electric Accumulators; Lithium-ion, Including Separators, Whether Or Not Re	54	63	2.970	3.184
	850780	Electric Accumulators; Other Than Lead-acid, Nickel-cadmium, Nickel-iron, N	10.460		13.098	
	850790	Electric Accumulators; Parts N.e.c. In Heading No. 8507	57.948	12.592	175.783	30.247
	850819	Vacuum Cleaners, With Self-contained Electric Motor, N.e.c. In Item No. 850	461	25.658	1.138	68.822
	850860	Vacuum Cleaners, Other Than With A Self-contained Electric Motor	10.063	5.908	7.255	7.583
	850870	Parts Of Vacuum Cleaners		13		198
	850940	Electro-mechanical Domestic Appliances; Food Grinders And Mixers, Fruit O	96.227	82.509	365.003	259.290
	850980	Electro-mechanical Domestic Appliances; With Self-contained Electric Motor	2.890	282	16.547	2.418
	850990	Electro-mechanical Domestic Appliances; Parts For The Appliances Of Headi	11.615	1.880	30.129	3.737
	851010	Shavers; With Self-contained Electric Motor	82	56	1.288	788
	851020	Hair Clippers; With A Self-contained Electric Motor	9		68	
	851090	Shavers And Hair Clippers; Parts Of Those With Self-contained Electric Motor		15		94
	851110	Ignition Or Starting Equipment; Spark Plugs, Of A Kind Used For Spark Or Co	11.123	1.812	82.751	27.493
	851120	Ignition Or Starting Equipment; Ignition Magnetos, Magneto-dynamos And M	2.051	7.365	2.182	9.137
	851130	Ignition Or Starting Equipment; Distributors And Ignition Coils Of A Kind Used For Spark-ignitio		301		2.438

https://www.bps.go.id

Tabel 2. Ekspor Provinsi Asal Barang Dirinci Menurut Kode HS6 Digit, 2020—2021

Provinsi Asal	Kode HS 6	Deskripsi HS 6 Digit	Berat Bersih (Kg)		Nilai FOB (US$)	
			2020	2021	2020	2021
(1)	(2)	(3)	(4)	(5)	(6)	(7)
Jawa Timur						
	851140	Ignition Or Starting Equipment; Starter Motors And Dual Purpose Starter-ge	256	20	1.120	719
	851150	Ignition Or Starting Equipment; Generators N.e.c. In Heading No. 8511, Of A	276		764	
	851180	Ignition Or Starting Equipment; N.e.c. In Heading No. 8511, Of A Kind Used F	4.024		2.220	
	851190	Ignition Or Starting Equipment; Parts Of The Equipment Of Heading No. 851	77	30	305	854
	851210	Lighting Or Visual Signalling Equipment; Electrical, Of A Kind Used On Bicycle	145	76	12.224	1.097
	851220	Lighting Or Visual Signalling Equipment; Electrical, Of A Kind Used On Motor	1.390	430	27.264	18.211
	851230	Sound Signalling Equipment; Electrical, Used On Cycles Or Motor Vehicles (e	287	377	925	5.226
	851240	Windscreen Wipers, Defrosters And Demisters; Electrical, Of Kinds Used For Cycles Or Motor		60		1.342
	851290	Lighting Or Signalling Equipment; Electrical, (excluding Articles Of Heading No. 8539), Windscr		12		149
	851310	Lamps; Portable, Electric, Designed To Function By Their Own Source Of Ene	1.207	968	1.642	7.337
	851390	Lamps; Parts Of Portable, Electric Lamps Of Heading No. 8513, Designed To	49.377	57.138	58.283	142.053
	851490	Furnaces, Ovens And Heating Equipment; Parts Of The Industrial Or Laboratory Equipment Of		83		5.707
	851511	Brazing Or Soldering Machines And Apparatus; Soldering Irons And Guns, W	77	178	209	1.696
	851521	Welding Machines And Apparatus; For Resistance Welding Of Metal, Fully Or Partly Automati		74		9.800
	851529	Welding Machines And Apparatus; For Resistance Welding Of Metal, Other Than Fully Or Part		12		3.572
	851539	Welding Machines And Apparatus; For Arc (including Plasma Arc) Welding O	5.679	53	4.213	7.857
	851580	Welding Machines And Apparatus; N.e.c. In Heading No. 8515, Whether Or Not Capable Of Cu		1		2.073
	851590	Welding, Brazing Or Soldering Machines; Parts Of The Machines Of Heading	4.384	1.320	10.368	6.116
	851610	Heaters; Electric, Instantaneous Or Storage Water And Immersion Heaters	52.362	54.729	101.021	83.995
	851621	Heating Apparatus; Electric Storage Heating Radiators	10		65	
	851629	Heating Apparatus; Electric Soil Heating Apparatus And Space Heating Appa	5		227	
	851631	Hair-dressing Apparatus; Electro-thermic Hair Dryers	5	144	221	886
	851632	Hair-dressing Apparatus; Electro-thermic, Other Than Hair Dryers	95	114	1.414	271
	851640	Smoothing Irons; Electric	7.877	6.707	11.099	14.824
	851650	Ovens; Microwave, Of A Kind Used For Domestic Purposes	649	4.708	7.966	59.829
	851660	Ovens, Cookers, Cooking Plates, Boiling Rings, Grillers And Roasters; Of A Kir	51.068	52.621	144.136	118.556
	851671	Electro-thermic Appliances; Coffee Or Tea Makers, Of A Kind Used For Dome	7.316	3.594	13.636	14.936
	851672	Electro-thermic Appliances; Toasters, Of A Kind Used For Domestic Purposes	425	3.022	1.424	6.567
	851679	Electro-thermic Appliances; N.e.c. In Heading No. 8516, Used For Domestic I	1.800	397	8.346	1.862
	851680	Resistors; Electric Heating, Other Than Those Of Heading No. 8545	1.932	2.237	40.075	65.460
	851690	Electro-thermic Appliances; Parts, Of Heating Resistors, Of Water, Space Anc	3.189	562	42.592	82.746
	851711	Line Telephone Sets With Cordless Handsets	12	1	221	150
	851718	Telephone Sets N.e.c. In Item No. 8517.1	166	371	4.686	7.449
	851761	Base Stations	24		3.194	
	851762	Communication Apparatus (excluding Telephone Sets Or Base Stations); Ma	360	2.590	8.328	44.052
	851769	Communication Apparatus (excluding Telephone Sets Or Base Stations); Ma	129	23	5.187	3.628
	851810	Microphones And Stands Therefor	7.900	8.357	49.216	87.826
	851821	Loudspeakers; Single, Mounted In Their Enclosures	1.073.662	1.104.237	7.217.884	7.581.764
	851822	Loudspeakers; Multiple, Mounted In The Same Enclosure	5.373.283	6.253.836	45.347.105	53.081.871
	851829	Loudspeakers; Not Mounted In Their Enclosures	956.095	986.638	11.337.369	12.727.861
	851830	Headphones And Earphones, Whether Or Not Combined With A Microphon	8.288	109	2.856	1.997
	851840	Amplifiers; Audio-frequency Electric	2.218.746	3.115.498	14.509.740	18.822.274
	851850	Amplifier Sets; Electric Sound	157	161	1.586	7.717
	851890	Microphones, Headphones, Earphones, Amplifier Equipment; Parts Of The E	533.641	370.595	1.719.557	2.738.857
	851920	Sound Recording Or Reproducing Apparatus; Operated By Coins, Banknotes,	34	3	114	1.350
	851930	Sound Recording Or Reproducing Apparatus; Turntables (record-decks)	476	608	4.955	19.795
	851981	Sound Recording Or Reproducing Apparatus; Using Magnetic, Optical Or Sen	4.147	7.491	42.906	69.720
	851989	Sound Recording Or Reproducing Apparatus; N.e.c. In Heading No 8519	954	107	4.349	3.272
	852110	Video Recording Or Reproducing Apparatus; Magnetic Tape-type	34	28	1.288	1.258
	852190	Video Recording Or Reproducing Apparatus; Other Than Magnetic Tape-type	5	6	85	104
	852290	Sound Or Video Recording Or Reproducing Apparatus; Parts And Accessories	111	115	758	2.847
	852321	Magnetic Media; Cards Incorporating A Magnetic Stripe, Whether Or Not Re	2.030	405	377.781	16.596
	852329	Magnetic Media; Other Than Cards Incorporating A Magnetic Stripe, Wheth	262.818	188.070	1.900.741	1.565.537
	852341	Optical Media; Unrecorded, Excluding Products Of Chapter 37	2	11	33	63
	852349	Optical Media; Recorded, Excluding Products Of Chapter 37	284	109	5.542	25.017
	852351	Semiconductor Media; Solid-state Non-volatile Storage Devices, Whether Or	17	1.772	753	54.393
	852352	Semiconductor Media; Smart Cards, Whether Or Not Recorded, Excluding P	62.764	111.328	3.801.950	6.657.851
	852359	Semiconductor Media; Other Than Smart Cards, Whether Or Not Recorded,	9	20	58	155
	852380	Media N.e.c. In Heading 8523, Whether Or Not Recorded, Excluding Product	11	1.583	81	10.447
	852550	Transmission Apparatus For Radio-broadcasting Or Television, Whether Or Not Incorporating		1		13

https://jatim.bps.go.id

Tabel 2. Ekspor Provinsi Asal Barang Dirinci Menurut Kode HS6 Digit, 2020—2021

Provinsi Asal	Kode HS 6	Deskripsi HS 6 Digit	Berat Bersih (Kg)		Nilai FOB (US$)	
			2020	2021	2020	2021
(1)	(2)	(3)	(4)	(5)	(6)	(7)
Jawa Timur						
	852560	Transmission Apparatus For Radio-broadcasting Or Television, Whether Or N	27	4	107	145
	852610	Radar Apparatus	15		6.795	
	852691	Radio Navigational Aid Apparatus	19	7	1.133	1.127
	852692	Radio Remote Control Apparatus	497	145	1.835	1.001
	852713	Radio Broadcast Receivers Capable Of Operating Without An External Power	5	13	128	1.905
	852719	Radio Broadcast Receivers Capable Of Operating Without An External Power	4.492	4.940	2.141	17.499
	852729	Radio-broadcast Receivers Not Capable Of Operating Without An External Source Of Power, C		1		6.000
	852791	Radio-broadcast Receivers N.e.c. In Heading No. 8527; Combined With Soun	20		3.800	
	852792	Radio-broadcast Receivers N.e.c. In Heading No. 8527; Not Combined With Sound Recording		10		125
	852842	Monitors; Cathode-ray Tube, Capable Of Directly Connecting To And Design	64		183	
	852849	Monitors; Cathode-ray Tube, N.e.c. In Subheading 8528.42, Whether Or Not	9.299	4.972	17.308	42.256
	852852	Monitors; Other Than Cathode-ray Tube; Capable Of Directly Connecting To	126	234	10.719	41.051
	852859	Monitors Other Than Cathode-ray Tube; N.e.c. In Subheading 8528.52, Whe	64	33	3.391	15.352
	852869	Projectors; N.e.c. In Subheading 8528.62, Whether Or Not Colour	2.545	6.188	14.635	98.301
	852871	Reception Apparatus For Television, Whether Or Not Incorporating Radio-br	1	20	1	288
	852872	Reception Apparatus For Television, Whether Or Not Incorporating Radio-br	133.142	110.077	569.476	588.396
	852873	Reception Apparatus For Television, Whether Or Not Incorporating Radio-br	24	6	388	350
	852910	Reception And Transmission Apparatus; Aerials And Aerial Reflectors Of All I	38.655	22.157	72.507	80.736
	852990	Reception And Transmission Apparatus; For Use With The Apparatus Of Hea	56.244	26.869	67.665	122.561
	853080	Signalling, Safety Or Traffic Control Equipment; For Roads, Inland Waterway	900	978	4.835	502
	853110	Signalling Apparatus; Electric, Sound Or Visual, Burglar Or Fire Alarms And Si	9	32	112	205
	853120	Signalling Apparatus; Electric, Sound Or Visual, Indicator Panels Incorporatin	8	74	102	1.400
	853180	Signalling Apparatus; Electric, Sound Or Visual, Apparatus N.e.c. In Heading No. 8531, Excludi		323		1.418
	853190	Signalling Apparatus; Parts Of The Electric, Sound Or Visual Apparatus Of Heading No. 8531		4		847
	853210	Electrical Capacitors; Fixed, Designed For Use In 50/60 Hz Circuits And Having A Reactive Pow		0		61
	853224	Electrical Capacitors; Fixed, Ceramic Dielectric, Multilayer		185		17.647
	853229	Electrical Capacitors; Fixed, N.e.c. In Heading No. 8532	17	1.165	639	198.786
	853230	Electrical Capacitors; Variable Or Adjustable (pre-set) Capacitors		71		605
	853329	Electrical Resistors; Fixed, For A Power Handling Capacity Exceeding 20w (in	4	12	821	356
	853340	Electrical Resistors; Variable, Including Rheostats And Potentiometers (excluding Heating)		155		10.907
	853400	Circuits; Printed	596	2.756	8.544	33.706
	853510	Electrical Apparatus; Fuses, For A Voltage Exceeding 1000 Volts	14	144	76	3.264
	853521	Electrical Apparatus; Automatic Circuit Breakers, For A Voltage Exceeding 10	615	1.377	238	8.581
	853529	Electrical Apparatus; Automatic Circuit Breakers, For A Voltage Of 72.5kv Or More		208		849
	853530	Electrical Apparatus; Isolating And Make-and-break Switches, For A Voltage	161	117	14.213	4.617
	853540	Electrical Apparatus; Lightning Arresters, Voltage Limiters And Surge Suppre	5		36	
	853590	Electrical Apparatus; N.e.c. In Heading No. 8535, For Switching Or Protecting	131.932	163.838	106.542	237.657
	853610	Electrical Apparatus; Fuses, For A Voltage Not Exceeding 1000 Volts	1.918	15.073	15.407	97.931
	853620	Electrical Apparatus; Automatic Circuit Breakers, For A Voltage Not Exceedin	88.449	102.072	7.909.394	9.130.759
	853630	Electrical Apparatus; For Protecting Electrical Circuits, N.e.c. In Heading No.	1	19	50	385
	853641	Electrical Apparatus; Relays, (for A Voltage Not Exceeding 60 Volts)	144	1	5.914	240
	853649	Electrical Apparatus; Relays, For A Voltage Exceeding 60 Volts	66	288	3.745	8.789
	853650	Electrical Apparatus; Switches N.e.c. In Heading No. 8536, For A Voltage Not	3.199	5.881	24.756	35.388
	853661	Electrical Apparatus; Lamp-holders, For A Voltage Not Exceeding 1000 Volts	1.418	2.368	7.270	12.195
	853669	Electrical Apparatus; Plugs And Sockets, For A Voltage Not Exceeding 1000 V	233	1.856	3.047	7.989
	853670	Connectors For Optical Fibres, Optical Fibre Bundles Or Cables	624	108	570	1.102
	853690	Electrical Apparatus; N.e.c. In Heading No. 8536, For Switching Or Protecting	2.870	1.627	71.036	1.186.955
	853710	Boards, Panels, Consoles, Desks And Other Bases; For Electric Control Or The	72.735	186.033	687.424	872.402
	853720	Boards, Panels, Consoles, Desks And Other Bases; For Electric Control Or The	59	30	1.145	870
	853810	Electrical Apparatus; Parts (e.g. Boards, Panels, Consoles, Desks, Cabinets, O	6.730	5.533	182.720	166.022
	853890	Electrical Apparatus; Parts Suitable For Use Solely Or Principally With The Ap	1.643	3.309	214.524	132.445
	853910	Lamps; Sealed Beam Units	5.336	2.823	52.626	80.943
	853921	Lamps; Filament, (excluding Ultra-violet Or Infra-red), Tungsten Halogen	15.809	5.010	46.002	55.761
	853922	Lamps; Filament, (excluding Ultra-violet Or Infra-red), Of A Power Not Excee	3.313	8.459	19.423	44.994
	853929	Lamps; Filament, (excluding Ultra-violet Or Infra-red), N.e.c. In Item No. 853	1.910	3.129	2.881	10.588
	853931	Lamps; Discharge, (excluding Ultra-violet), Fluorescent, Hot Cathode	69.139	37.548	197.778	108.650
	853939	Lamps; Discharge, (excluding Ultra-violet, Excluding Fluorescent, Hot Cathode)		3		181
	853949	Lamps; Ultra-violet Or Infra-red Lamps, (excluding Arc-lamps)	17.827	43.510	30.223	47.841
	853990	Lamps; Parts Of The Lamps Of Heading No. 8539	6		37	
	854091	Tubes; Parts Of Cathode-ray Tubes	30		10.683	

https://www.bps.go.id

Tabel 2. Ekspor Provinsi Asal Barang Dirinci Menurut Kode HS6 Digit, 2020—2021

Provinsi Asal	Kode HS 6	Deskripsi HS 6 Digit	Berat Bersih (Kg)		Nilai FOB (US$)	
			2020	2021	2020	2021
(1)	(2)	(3)	(4)	(5)	(6)	(7)
Jawa Timur						
	854110	Electrical Apparatus; Diodes, Other Than Photosensitive Or Light-emitting Di	415		3.952	
	854129	Electrical Apparatus; Transistors, (other Than Photosensitive), With A Dissipa	4	899	881	23.788
	854160	Crystals; Mounted Piezo-electric	11		3.875	
	854190	Electrical Apparatus; Parts For Diodes, Transistors And Similar Semiconductc	656	97.377	1.159.380	1.407.752
	854231	Electronic Integrated Circuits; Processors And Controllers, Whether Or Not C	32	19	1.406	3.506
	854232	Electronic Integrated Circuits; Memories	5	526	66	3.885
	854233	Electronic Integrated Circuits; Amplifiers	2.401	8.609	12.955	29.033
	854239	Electronic Integrated Circuits; N.e.c. In Heading No. 8542	6	33	333	1.666
	854290	Parts Of Electronic Integrated Circuits	82	22	41.290	40.426
	854320	Electrical Machines And Apparatus; Signal Generators	11	18	106	820
	854330	Electrical Machines And Apparatus; For Electroplating, Electrolysis Or Electrc	97	758	279	2.905
	854370	Electrical Machines And Apparatus; Having Individual Functions, Not Specifie	1.629	1.300	8.221	48.669
	854390	Electrical Machines And Apparatus; Parts Of The Electrical Goods Of Heading	5.669	37	214.800	4.838
	854411	Insulated Electric Conductors; Winding Wire, Of Copper	3.027.460	3.763.638	21.681.915	35.353.223
	854419	Insulated Electric Conductors; Winding Wire, (of Other Than Copper)	30.312	9.126	61.165	43.049
	854420	Insulated Electric Conductors; Co-axial Cable And Other Co-axial Electric Con	74	29	249	1.165
	854430	Insulated Electric Conductors; Ignition Wiring Sets And Other Wiring Sets Of	19.048.778	17.856.462	345.573.524	352.405.033
	854442	Insulated Electric Conductors; For A Voltage Not Exceeding 1000 Volts, Fitte	314	1.067	2.246	10.568
	854449	Insulated Electric Conductors; For A Voltage Not Exceeding 1000 Volts, Not F	105.528	82.124	70.247	158.009
	854460	Insulated Electric Conductors; For A Voltage Exceeding 1000 Volts	10		134	
	854470	Insulated Electric Conductors; Optical Fibre Cables	9	1.527	24	4.564
	854520	Carbon Brushes; With Or Without Metal, Used For Electrical Purposes		1		88
	854610	Electrical Insulators; Of Glass	13		107	
	854620	Electrical Insulators; Of Ceramics		414		2.719
	854720	Insulating Fittings; Of Plastics, For Electrical Machines, Of Insulating Materia	1.433	700	4.655	15.565
	854790	Insulating Fittings; (other Than Of Ceramics Or Plastics), For Electrical Machi	1.488	153.993	4.064	132.171
	860290	Rail Locomotives And Locomotive Tenders; Other Than Diesel-electric Powe	260.391		13.221.294	
	860390	Railway Or Tramway Coaches, Vans And Trucks; Self-propelled, Powered Otl	645.200		18.756.335	
	860500	Railway Or Tramway Coaches; Passenger Coaches, Luggage Vans, Post Office	3.099.135	32.974	41.053.867	60.416
	860719	Railway Or Tramway Locomotives Or Rolling Stock; Parts, Axles And Wheels,	8.341.961	4.683.295	12.744.204	7.522.963
	860721	Railway Or Tramway Locomotives Or Rolling Stock; Parts, Air Brakes And Parts Thereof		20		50
	860729	Railway Or Tramway Locomotives Or Rolling Stock; Parts, Brakes (other Thar	97	34	745	3.301
	860730	Railway Or Tramway Locomotives Or Rolling Stock; Parts, Hooks And Other Coupling Devices,		69		79
	860799	Railway Or Tramway Rolling Stock; Parts N.e.c. In Heading No. 8607	156	55.034	166	1.597.754
	860800	Railway Or Tramway Track Fixtures And Fittings; Mechanical (including Electro-mechanical) Si		1		36
	860900	Containers; (including Containers For Transport Of Fluids) Specially Designec	66.900	403.414	2.450	187.795
	870110	Tractors; Single Axle	23.082	125.621	92.979	548.059
	870191	Tractors; N.e.c. In Heading No 8701 (other Than Tractors Of Heading No 870	325	12.306	3.834	48.354
	870192	Tractors; N.e.c. In Heading No 8701 (other Than Tractors Of Heading No 870	5.649.765	10.357.653	54.662.553	101.957.986
	870193	Tractors; N.e.c. In Heading No 8701 (other Than Tractors Of Heading No 870	661.920	1.626.655	6.323.160	15.606.693
	870195	Tractors; N.e.c. In Heading No 8701 (other Than Tractors Of Heading No 870	10.801	13.575	56.915	75.549
	870210	Vehicles; Public Transport Type (carries 10 Or More Persons, Including Drive	6.255	2.180	29.255	19.959
	870310	Vehicles; Specially Designed For Travelling On Snow, Golf Cars And Similar V	315.521	40.545	765.196	212.299
	870321	Vehicles; With Only Spark-ignition Internal Combustion Reciprocating Piston	60.051	73.700	164.484	239.964
	870322	Vehicles; With Only Spark-ignition Internal Combustion Reciprocating Piston	14.925	12.210	128.129	127.165
	870323	Vehicles; With Only Spark-ignition Internal Combustion Reciprocating Piston	766.668	467.831	3.244.436	2.515.453
	870332	Vehicles; With Only Compression-ignition Internal Combustion Piston Engine (diesel Or Semi-c		2.000		12.309
	870333	Vehicles; With Only Compression-ignition Internal Combustion Piston Engine	2.450		14.850	
	870410	Vehicles; Dumpers, Designed For Off-highway Use, For Transport Of Goods	766.104	1.645.503	2.996.913	5.002.828
	870421	Vehicles; Compression-ignition Internal Combustion Piston Engine (diesel Or	789.252	557.050	2.688.055	3.079.061
	870422	Vehicles; Compression-ignition Internal Combustion Piston Engine (diesel Or	840.393	1.144.398	3.520.551	3.972.275
	870490	Vehicles; For Transport Of Goods, N.e.c. In Heading No. 8704		1.000		2.450
	870710	Vehicles; Bodies (including Cabs) For The Motor Vehicles Of Heading No. 87(	814		96	
	870790	Vehicles; Bodies (including Cabs) For The Motor Vehicles Of Heading No. 87(	3.227	4.427	9.928	11.675
	870810	Vehicles; Bumpers And Parts Thereof, For The Vehicles Of Heading No. 8701	217.780	276.398	288.561	564.304
	870821	Vehicles; Parts Of Bodies, Safety Seat Belts	85	125	287	860
	870829	Vehicles; Parts And Accessories, Of Bodies, Other Than Safety Seat Belts	650.316	1.007.125	773.801	879.534
	870830	Vehicle Parts; Brakes, Servo-brakes And Parts Thereof	4.158.727	5.493.627	15.348.447	19.171.241
	870840	Vehicle Parts; Gear Boxes And Parts Thereof	58.310	12.297	18.238	5.872
	870850	Vehicle Parts; Drive-axles With Differential, Whether Or Not Provided With C	357.053		3.489.430	

https://jatim.bps.go.id

Tabel 2. Ekspor Provinsi Asal Barang Dirinci Menurut Kode HS6 Digit, 2020—2021

Provinsi Asal	Kode HS 6	Deskripsi HS 6 Digit	Berat Bersih (Kg)		Nilai FOB (US$)	
			2020	2021	2020	2021
(1)	(2)	(3)	(4)	(5)	(6)	(7)
Jawa Timur						
	870870	Vehicle Parts; Road Wheels And Parts And Accessories Thereof	39.625.565	38.547.767	169.507.716	180.373.939
	870880	Vehicle Parts; Suspension Systems And Parts Thereof (including Shock-absor	85	75	714	213
	870891	Vehicle Parts; Radiators And Parts Thereof	61	0	40	135
	870892	Vehicle Parts; Silencers (mufflers) And Exhaust Pipes; Parts Thereof	107.019	111.886	1.057.753	1.472.379
	870893	Vehicle Parts; Clutches And Parts Thereof	1.828	179	13.509	2.793
	870894	Vehicle Parts; Steering Wheels, Steering Columns And Steering Boxes; Parts	35.386	30.775	121.540	116.320
	870895	Vehicle Parts; Safety Airbags With Inflater System; Parts Thereof	47.987	31.631	620.138	494.069
	870899	Vehicle Parts And Accessories; N.e.c. In Heading No. 8708	529.785	845.901	1.323.886	1.005.506
	870919	Vehicles; (not Electrical), Self-propelled, Without Handling Equipment, Used	110		3	
	870990	Vehicles; Parts Of The Vehicles Of Heading No. 8709	7.898	15.342	10.572	17.605
	871110	Motorcycles (including Mopeds) And Cycles; Fitted With An Auxiliary Motor,	195.793	94.500	1.353.256	632.040
	871120	Motorcycles (including Mopeds) And Cycles; Fitted With An Auxiliary Motor,	5.962.966	3.244.573	68.784.404	39.731.135
	871160	Motorcycles (including Mopeds) And Cycles; Fitted With Auxiliary Motor, Wi	2.483	9	71.572	32
	871190	Motorcycles (including Mopeds) And Cycles; N.e.c. In Heading No. 8711, Fitt	376.880	102.926	2.917.230	1.220.305
	871200	Bicycles And Other Cycles; Including Delivery Tricycles, Not Motorised	7.992.111	12.052.350	115.642.535	215.215.913
	871410	Motorcycles (including Mopeds); Parts And Accessories	22.196	53.155	98.257	170.895
	871420	Carriages For Disabled Persons; Parts And Accessories Thereof	16	2	70	8
	871491	Cycles; Frames And Forks, And Parts Thereof	17.660	19.538	679.563	832.552
	871492	Cycles; Parts Thereof, Wheel Rims And Spokes	2.714	5.270	57.055	44.568
	871493	Cycles; Parts Thereof, Hubs (other Than Coaster Braking Hubs And Hub Brak	7.048	3.087	32.956	34.511
	871494	Cycles; Parts Thereof, Brakes, Including Coaster Braking Hubs And Hub-brak	4.394	5.976	59.927	164.171
	871495	Cycles; Parts Thereof, Saddles	785	6.192	22.080	95.867
	871496	Cycles; Parts, Pedals And Crank-gear, And Parts Thereof	1.009	4.358	29.453	15.697
	871499	Cycles; Parts Thereof, N.e.c. In Item No. 8714.9	67.617	118.740	228.418	300.469
	871500	Baby Carriages And Parts Thereof	19.484	24.296	72.457	57.422
	871620	Trailers And Semi-trailers; Self-loading Or Self-unloading, For Agricultural Pu	100		1.000	
	871639	Trailers And Semi-trailers; (other Than Tanker Type)	128		2.147	
	871680	Vehicles; N.e.c. In Heading No. 8716	36.663	23.191	121.234	148.826
	871690	Trailers, Semi-trailers And Other Vehicles Not Mechanically Propelled; Parts	1.123	1.113	3.539	3.036
	880100	Balloons And Dirigibles; Gliders, Hang Gliders And Other Non-powered Aircr	2.502		15.501	
	880400	Parachutes (including Dirigible Parachutes And Paragliders) And Rotochutes;	1		5	
	890190	Vessels; N.e.c. In Heading No. 8901, For The Transport Of Goods And Other Vessels For The T		4.988.000		3.880.000
	890399	Yachts And Other Vessels; For Pleasure Or Sports, Rowing Boats And Canoes	5.497		56.013	
	890690	Vessels; Other, Including Lifeboats Other Than Rowing Boats, Other Than W	14.290	2.588	804.066	153.314
	890710	Rafts; Inflatable		10		93
	890790	Floating Structures; Tanks, Coffer-dams, Landing Stages, Buoys And Beacons	13.120	48.528	11.469	28.376
	900110	Optical Fibres, Optical Fibre Bundles And Cables; Excluding Those Of Headin	3	7	226	996
	900130	Lenses, Contact; Unmounted, Of Any Material, Excluding Elements Of Glass	3	9	500	367
	900150	Lenses, Spectacle; Unmounted, Of Materials Other Than Glass		33		264
	900190	Optical Elements; Lenses N.e.c. In Heading No. 9001, Prisms, Mirrors And Ot	0	1	1	45
	900211	Lenses; Objective, For Cameras, Projectors Or Photographic Enlargers Or Re	475		236	
	900219	Lenses; Objective, (other Than For Cameras, Projectors Or Photographic Enl	40	12	54	9
	900220	Filters; Mounted As Parts Or Fittings For Instruments Or Apparatus, Of Any	737		2.990	
	900290	Optical Elements; N.e.c. In Heading No. 9002 (e.g. Prisms And Mirrors), Mou	82		9.096	
	900311	Frames And Mountings; For Spectacles, Goggles Or The Like, Of Plastics	1.500		414	
	900319	Frames And Mountings; For Spectacles, Goggles Or The Like, Of Materials Ot	640	65	920	661
	900390	Frames And Mountings; Parts For Spectacles, Goggles Or The Like		3		9
	900410	Sunglasses; Corrective, Protective Or Other	113	513	5.158	5.176
	900490	Spectacles, Goggles And The Like; (other Than Sunglasses) Corrective, Prote	44.127	21.410	18.253	14.289
	900510	Binoculars	1		20	
	900580	Monoculars; Other Optical Telescopes And Astronomical Instruments, Exclu	3		10	
	900630	Cameras, Photographic (excluding Cinematographic); Specially Designed For	1		100	
	900659	Cameras, Photographic (excluding Cinematographic); N.e.c. In Heading No 9006		48		5.036
	900661	Photographic Flashlight Apparatus; Discharge Lamp (electronic)		2		125
	900669	Photographic Flashlight Apparatus; N.e.c. In Heading No. 9006	15		2.065	
	900691	Cameras, Photographic (excluding Cinematographic); Parts And Accessories	70	161	1.814	11.430
	900699	Photographic Flashlight Apparatus; Parts And Accessories, For Other Than Cameras		3.346		664
	900710	Cameras, Cinematographic; Whether Or Not Incorporating Sound Recording	180	36	2.524	1.053
	900791	Cameras, Cinematographic; Parts And Accessories, Whether Or Not Incorpo	45	20	11.710	189
	900792	Projectors, Cinematographic; Parts And Accessories, Whether Or Not Incorp	615	7.917	23.665	44.833

https://www.bps.go.id

Tabel 2. Ekspor Provinsi Asal Barang Dirinci Menurut Kode HS6 Digit, 2020—2021

Provinsi Asal	Kode HS 6	Deskripsi HS 6 Digit	Berat Bersih (Kg)		Nilai FOB (US$)	
			2020	2021	2020	2021
(1)	(2)	(3)	(4)	(5)	(6)	(7)
Jawa Timur						
	901010	Photographic Laboratory Apparatus And Equipment; For Automatically Deve	27	52	48	59
	901060	Photographic Laboratory Apparatus And Equipment (including Cinematogra	290	76	1.364	341
	901110	Microscopes, Compound Optical; Stereoscopic Microscopes		1		1
	901180	Microscopes, Compound Optical; (other Than Stereoscopic And Microscope	24		1.227	
	901320	Lasers; Other Than Laser Diodes	252	532	13.633	2.210
	901390	Optical Appliances And Instruments; Parts And Accessories For Articles Of H	4		602	
	901410	Navigational Instruments And Appliances; Direction Finding Compasses		6		103
	901480	Navigational Instruments And Appliances; For Navigation Other Than Aeron	352	40	15.739	15.332
	901510	Rangefinders		3		57
	901520	Surveying Equipment; Theodolites And Tacheometers		57		630
	901530	Surveying Equipment; Levels	12	1.182	4	5.224
	901590	Surveying Equipment; Parts And Accessories For Articles Of Heading No. 9015		7.000		385.000
	901600	Balances; Of A Sensitivity Of 5cg Or Better, With Or Without Weights	37	3	168	5
	901710	Drafting Tables And Machines; Whether Or Not Automatic	13		10	
	901720	Drawing, Marking-out Or Mathematical Calculating Instruments	252	875	270	1.454
	901730	Mathematical Equipment; Micrometers, Callipers And Gauges	11	246	26.455	8.594
	901780	Mathematical Instruments And Equipment; N.e.c. In Heading No. 9017	2	8	839	69
	901790	Drawing, Marking-out Equipment And Mathematical Instruments; Parts And	42	18	115	86
	901811	Medical, Surgical Instruments And Appliances; Electro-cardiographs		5		345
	901812	Medical, Surgical Instruments And Appliances; Ultrasonic Scanning Apparatu	25	212	630	32.000
	901813	Medical, Surgical Instruments And Appliances; Magnetic Resonance Imaging Apparatus		26.522		87.166
	901819	Medical, Surgical Instruments And Appliances; Electro-diagnostic Apparatus	503	404	12.393	7.808
	901831	Medical, Surgical Instruments And Appliances; Syringes, With Or Without Ne	12.728	16.442	42.757	46.753
	901832	Medical, Surgical Instruments And Appliances; Tubular Metal Needles And Needles For Suture		130		1.470
	901839	Medical, Surgical Instruments And Appliances; Catheters, Cannulae And The	201	887	13.286	6.692
	901849	Dental Instruments And Appliances; Other Than Dental Drill Engines	40	24	1.287	530
	901850	Ophthalmic Instruments And Appliances		7		279
	901890	Medical, Surgical Or Dental Instruments And Appliances; N.e.c. In Heading N	25.727	29.800	164.335	528.240
	901910	Mechano-therapy Appliances; Massage Apparatus And Psychological Aptitude-testing Appara		17.661		65.518
	901920	Therapeutic Respiration Apparatus; Ozone, Oxygen, Aerosol Therapy Appara	16	1.605	1.020	41.989
	902000	Breathing Appliances And Gas Masks; Excluding Protective Masks Having Ne	20.222	724	256.133	82.010
	902110	Orthopaedic Or Fracture Appliances		80		498
	902121	Dental Fittings; Artificial Teeth		3		1.594
	902129	Dental Fittings; Other Than Artificial Teeth	1	4	25	1.484
	902131	Artificial Parts Of The Body	204		95.693	
	902139	Artificial Parts Of The Body; Excluding Artificial Joints		5		4.002
	902212	Apparatus Based On The Use Of X-rays; Including Radiography Or Radiothera	8.880	45.580	35.000	294.000
	902214	Apparatus Based On The Use Of X-rays; Including Radiography Or Radiotherapy Apparatus, Fo		24		69
	902221	Apparatus Based On The Use Of Alpha, Beta Or Gamma Radiations, Including Radiography Or		7		129
	902230	X-ray Tubes		108		434
	902290	Apparatus Based On Use Of X-rays And Similar; Parts And Accessories (x-ray	52	104	520	550
	902300	Instruments, Apparatus And Models; Designed For Demonstrational Purpose	102	253	217	2.065
	902410	Machines And Appliances; For Testing The Hardness, Strength, Compressibil	13	10	5.670	4.259
	902480	Machines And Appliances; For Testing The Hardness, Strength, Compressibil	5	1	2.857	442
	902511	Thermometers And Pyrometers; Liquid Filled, For Direct Reading, Not Comb	49	100	2.059	7.268
	902519	Thermometers And Pyrometers; (other Than Liquid Filled, For Direct Reading	2.106	746	130.618	55.992
	902580	Hydrometers And Similar Floating Instruments, Barometers, Hygrometers, P	4.017	1.508	69.497	29.192
	902590	Hydrometers And Similar Floating Instruments, Barometers, Hygrometers, P	6	3	166	169
	902610	Instruments And Apparatus; For Measuring Or Checking The Flow Or Level C	310	54	16.999	764
	902620	Instruments And Apparatus; For Measuring Or Checking Pressure	81	309	2.397	48.699
	902680	Instruments And Apparatus; For Measuring Or Checking Variables Of Liquids	2	40	52	20.248
	902690	Instruments And Apparatus; Parts And Accessories For Those Measuring Or	6	52	6	9
	902710	Instruments And Apparatus; Gas Or Smoke Analysis Apparatus, For Physical	189	3	53.773	13.251
	902730	Spectrometers, Spectrophotometers And Spectrographs; Using Optical Radia	70	0	55.942	10
	902750	Instruments And Apparatus; Using Optical Radiations (uv, Visible, Ir), (other Than Spectromet		2		34
	902790	Microtomes And Parts And Accessories Thereof	25	48	2.698	21.383
	902810	Meters; Gas, Supply Or Production Meters, Including Calibrating Meters The	48		12.675	
	902820	Meters; Liquid Supply Or Production Meters, Including Calibrating Meters Th	630.149	461.730	5.248.571	3.959.413
	902830	Meters; Electricity Supply Or Production Meters, Including Calibrating Meter	116		1.260	
	902890	Meters; Parts And Accessories Of Gas, Liquid, Electricity Supply Or Productio	81.528	35.112	521.373	248.188

https://www.bps.go.id

Tabel 2. Ekspor Provinsi Asal Barang Dirinci Menurut Kode HS6 Digit, 2020—2021

Provinsi Asal	Kode HS 6	Deskripsi HS 6 Digit	Berat Bersih (Kg)		Nilai FOB (US$)	
			2020	2021	2020	2021
(1)	(2)	(3)	(4)	(5)	(6)	(7)
Jawa Timur						
	902910	Meters And Counters; Revolution Counters, Production Counters, Taximeter	1	2	1.282	21
	902920	Meters; Speed Indicators And Tachometers; Stroboscopes	85	16.915	1.526	146.217
	902990	Meters And Counters; Parts And Accessories For Revolution And Production Counters, Taxime		2		2.215
	903010	Instruments And Apparatus; For Measuring Or Detecting Ionising Radiations		0		57
	903031	Multimeters; For Measuring Or Checking Voltage, Current, Resistance Or Po	128	22	9.538	2.780
	903032	Multimeters; For Measuring Or Checking Voltage, Current, Resistance Or Power, With A Reco		1		273
	903033	Instruments And Apparatus; For Measuring Or Checking Voltage, Current, R	187	87	3.703	2.714
	903039	Instruments And Apparatus; For Measuring Or Checking Voltage, Current, R	5	31	3	700
	903040	Instruments And Apparatus; Specially Designed For Telecommunications (e.g. Cross-talk Mete		20		100.508
	903084	Instruments And Apparatus; N.e.c. In Heading No. 9030, With A Recording Device		9		3.416
	903090	Instruments, Apparatus For Measuring, Checking Electrical Quantities, Not N	15	15	1.999	1.204
	903110	Machines; For Balancing Mechanical Parts	38	4	32.289	524
	903120	Test Benches	5	1	52	25
	903149	Optical Instruments And Appliances; For Measuring Or Checking, N.e.c. In Ch	26	377	6.201	44.738
	903180	Instruments, Appliances And Machines; For Measuring Or Checking N.e.c. In	72	617	37.483	107.833
	903190	Instruments, Appliances And Machines; Parts And Accessories For Those Me	743	2.312	6.509	44.232
	903210	Regulating Or Controlling Instruments And Apparatus; Automatic Type, Ther	1	35	119	1.750
	903281	Regulating Or Controlling Instruments And Apparatus; Automatic, Hydraulic	46	2	98	5
	903289	Regulating Or Controlling Instruments And Apparatus; Automatic, Other Tha	287	1.255	9.708	35.793
	903290	Regulating Or Controlling Instruments And Apparatus; Automatic, Parts And	53	422	3.046	29.091
	903300	Machines And Appliances, Instruments Or Apparatus Of Chapter 90; Parts A	11	343	89	17.249
	910111	Wrist-watches; Electrically Operated, With Or Without A Stop-watch, With C	8	17	1.019	5.707
	910119	Wrist-watches; Electrically Operated, With Or Without A Stop-watch, With C	34	62	1.068	33.793
	910121	Wrist-watches; (not Electrically Operated), Automatic Winding, Whether Or	10	20	1.500	3.225
	910129	Wrist-watches; (not Electrically Operated), (not Automatic Winding), Wheth	3	11	210.445	151.037
	910191	Pocket-watches And Other Watches, Including Stop-watches; (excluding Wri	1		5	
	910199	Pocket-watches And Other Watches, Including Stop-watches; (excluding Wri	131	66	5.651	4.980
	910219	Wrist-watches; Electrically Operated, With Or Without A Stop-watch, (other	4	2.043	54	32
	910221	Wrist-watches; Whether Or Not Incorporating A Stop-watch Facility, With A	2	5	32	415
	910229	Wrist-watches; Whether Or Not Incorporating A Stop-watch Facility, With O	26	29	139	5.079
	910299	Pocket Watches And Other Watches, Including Stop-watches; (excluding Wr	34	339	755	200.732
	910310	Clocks; With Watch Movements, Electrically Operated, Excluding Clocks Of H	113		7.440	
	910390	Clocks; With Watch Movements, Other Than Electrically Operated, Excluding Clocks Of Headir		5		11
	910519	Clocks; (excluding Those With Watch Movements And Instrument Panel Cloc	64	274	2.084	1.990
	910521	Clocks; (excluding Those With Watch Movements And Instrument Panel Cloc	50	157	40	672
	910529	Clocks; (excluding Those With Watch Movements And Instrument Panel Cloc	24	5.125	362	63
	910599	Clocks; (excluding Those With Watch Movements And Instrument Panel Cloc	96		4.369	
	910610	Time Recording Apparatus; Time-registers, Time Recorders, With Clock, Watch Movement Or		47		520
	910690	Time Recording Apparatus; With Clock Or Watch Movement Or With Synchronous Motor, N.e		22		40
	910700	Time Switches; With Clock, Watch Movement Or Synchronous Motor	59		70	
	910910	Clock Movements; Complete And Assembled, Electrically Operated		5		135
	910990	Clock Movements; Complete And Assembled, Other Than Electrically Operated		45		2.100
	911011	Watches; Complete Movements, Unassembled Or Partly Assembled (movement Sets)		7		414
	911090	Clocks; Movements, Whether Or Not Complete, Incomplete, Assembled Or I	1		64	
	911180	Watch Cases; N.e.c. In Heading No. 9111		1		31
	911220	Clock Cases And Similar Cases For Other Goods Of Chapter 91; Other Than Watch Cases		1		21
	911320	Watch Straps, Watch Bands, Watch Bracelets, And Parts Thereof; Of Base Metal, Whether Or		1		26
	911390	Watch Straps, Watch Bands, Watch Bracelets, And Parts Thereof; N.e.c. In H	484	383	35.001	30.415
	911490	Clock Or Watch Parts; Other Than Springs (including Hairsprings), Dials, Plate	181	161	10.550	10.576
	920110	Musical Instruments; Pianos, Upright, Including Automatic Pianos	1.328	1.516	1.519	1.277
	920120	Musical Instruments; Pianos, Grand	50		100	
	920190	Musical Instruments; Harpsichords And Other Keyboard Stringed Instruments N.e.c. In Headir		135		4.259
	920210	Musical Instruments; String, Played With A Bow (e.g. Violins)	71		105	
	920290	Musical Instruments; String, Played Other Than With A Bow (e.g. Guitars An	501.142	765.147	11.604.130	18.907.077
	920510	Musical Instruments; Brass-wind (e.g. Trumpets), Other Than Fairground Organs And Mechan		21		321
	920590	Musical Instruments; Wind, Other Than Brass, (eg. Clarinet, Bagpipes, Pipe C	910.943	878.408	36.169.941	37.459.004
	920600	Musical Instruments; Percussion (e.g. Drums, Xylophones, Cymbals, Castane	2.153.192	2.658.711	5.507.385	2.370.195
	920710	Musical Instruments; Keyboard, (other Than Accordions), The Sound Of Whi	0	196	94	4.222
	920790	Musical Instruments; (other Than Keyboard), The Sound Of Which Is Produc	5.637.148	6.841.922	93.533.068	124.911.150
	920810	Musical Boxes	21		231	

https://jatim.bps.go.id

Tabel 2. Ekspor Provinsi Asal Barang Dirinci Menurut Kode HS6 Digit, 2020—2021

Provinsi Asal	Kode HS 6	Deskripsi HS 6 Digit	Berat Bersih (Kg)		Nilai FOB (US$)	
			2020	2021	2020	2021
(1)	(2)	(3)	(4)	(5)	(6)	(7)
Jawa Timur						
	920890	Fairground And Mechanical Street Organs, Mechanical Singing Birds, Musica	9	33	171	404
	920930	Musical Instrument Strings	13	33	918	1.032
	920991	Musical Instruments; Parts And Accessories For Pianos	608.515	947.503	2.833.281	3.458.301
	920992	Musical Instruments; Parts And Accessories For String Musical Instruments (	939	742	10.736	6.457
	920994	Musical Instruments; Parts And Accessories For The Musical Instruments Th	1.555.058	2.169.584	4.577.773	6.430.437
	920999	Musical Instruments; Parts And Accessories For Musical Instruments N.e.c. I	76.697	74.604	7.419.075	8.856.575
	930630	Ammunition; Cartridges And Parts Thereof N.e.c. In Heading No. 9306	1.208		54.055	
	930690	Ammunition; N.e.c. In Chapter 93	5.262		167.992	
	930700	Arms; Swords, Cutlasses, Bayonets, Lances And The Like, Parts Thereof And	231	1.417	6.559	6.433
	940110	Seats; Of A Kind Used For Aircraft	4		14	
	940120	Seats; Of A Kind Used For Motor Vehicles	1.086	2.798	5.193	6.117
	940152	Seats; Of Bamboo	112	607	1.286	2.503
	940153	Seats; Of Rattan	1.581.057	1.765.731	7.849.356	9.923.859
	940159	Seats; Of Cane, Osier Or Similar Materials, Other Than Bamboo Or Rattan	1.615.097	2.592.035	20.488.786	32.348.812
	940161	Seats; With Wooden Frames, Upholstered, (excluding Medical, Surgical, Den	1.422.407	2.620.244	10.150.099	17.673.921
	940169	Seats; With Wooden Frames, Not Upholstered, (excluding Medical, Surgical,	6.213.570	7.313.933	47.692.492	65.811.375
	940171	Seats; With Metal Frames, Upholstered, (excluding Medical, Surgical, Dental	662.989	1.486.997	5.915.322	10.931.702
	940179	Seats; With Metal Frames, Not Upholstered, (excluding Medical, Surgical, De	2.078.724	5.045.326	11.425.037	25.737.046
	940180	Seats; N.e.c. In Heading No. 9401, (excluding Medical, Surgical, Dental, Vete	876.451	989.832	3.281.010	3.885.194
	940210	Chairs; Dentists', Barbers' Or Similar Chairs Having Rotating As Well As Both	1.796	6.917	980	15.867
	940290	Furniture; For Medical, Surgical, Veterinary Use (e.g. Operating Tables, Exam	9.987	6.200	81.460	45.696
	940310	Furniture; Metal, For Office Use	629.079	991.775	5.605.364	9.351.249
	940320	Furniture; Metal, Other Than For Office Use	3.469.765	5.621.415	18.000.950	29.552.335
	940330	Furniture; Wooden, For Office Use	2.397.380	4.395.749	10.009.134	15.033.187
	940340	Furniture; Wooden, For Kitchen Use	8.051.738	9.337.864	11.610.901	14.019.473
	940350	Furniture; Wooden, For Bedroom Use	30.058.806	36.771.063	111.025.655	147.216.816
	940360	Furniture; Wooden, Other Than For Office, Kitchen Or Bedroom Use	77.911.898	92.885.949	285.620.721	369.661.541
	940370	Furniture; Plastic	364.780	402.058	2.343.964	3.183.813
	940382	Furniture; Of Bamboo	68.850	8.400	85.602	16.025
	940383	Furniture; Of Rattan	608.254	586.596	3.399.265	3.913.765
	940389	Furniture; Of Cane, Osier, Or Similar Materials (other Than Bamboo Or Ratta	601.826	933.599	3.388.792	5.498.986
	940410	Mattress Supports	398.835	105.283	310.946	110.086
	940421	Mattresses; Of Cellular Rubber Or Plastics, Whether Or Not Covered	278.707	447.129	3.697.409	5.701.355
	940429	Mattresses; Of Other Materials, Not Cellular Rubber Or Plastics	1.160.361	874.008	1.390.349	1.394.114
	940430	Sleeping Bags	16		97	
	940490	Bedding And Similar Furnishing Articles; N.e.c. In Heading No. 9404 (e.g. Qui	468.166	710.888	4.475.809	8.392.748
	940550	Lamps And Light Fittings; Non-electric	2.967	1.330	8.477	8.000
	940591	Lamps And Light Fittings; Parts Thereof, Of Glass		22		1.275
	940592	Lamps And Light Fittings; Parts Thereof, Of Plastics	64	116	2.743	4.402
	940599	Lamps And Light Fittings; Parts Thereof, Of Materials Other Than Glass Or Pl	174.188	91.617	1.458.075	775.058
	940610	Buildings; Prefabricated, Of Wood	198.627	45.379	202.517	136.235
	940690	Buildings; Prefabricated, Not Of Wood	18.950	19.396	95.438	95.061
	950300	Tricycles, Scooters, Pedal Cars And Similar Wheeled Toys; Dolls' Carriages; D	3.255.651	4.008.128	15.489.429	18.005.292
	950420	Billiard Articles And Accessories Of All Kinds	12.206	17.291	161.895	97.378
	950430	Games; Operated By Coins, Banknotes, Bank Cards, Tokens Or By Other Mea	30	30	430	1.817
	950440	Games; Playing Cards	96	77	2.197	751
	950450	Games; Video Game Consoles And Machines, Other Than Those Of Subhead	59	43	6.415	4.123
	950490	Games; Articles For Funfair, Table Or Parlour Games, Including Pintables, Sp	87	90	3.369	1.210
	950510	Christmas Festivity Articles	201	483	606	14.126
	950590	Festive, Carnival Or Other Entertainment Articles Including Novelty Jokes An	3.765	1.034	12.447	17.161
	950619	Snow-ski Equipment	2.804	1.267	90.329	95.758
	950621	Sailboards; For Water Sport	147.851	242.642	2.666.560	4.625.531
	950629	Water Sport Equipment; Water-skis, Surf-boards And Other Water-sport Equ	15.195	13.251	979.401	880.225
	950631	Golf Clubs; Complete	120	69	1.105	243
	950632	Golf Balls	49	89	82	590
	950639	Golf Equipment; Other Than Clubs And Balls	108.014	19.834	207.343	133.958
	950640	Table-tennis Articles And Equipment	16.874	9.241	101.111	265.896
	950651	Lawn-tennis Racquets; Whether Or Not Strung	70	3	600	637
	950659	Tennis, Badminton And Similar Racquets; Whether Or Not Strung	422	5	565	230
	950662	Balls; Inflatable	370.183	690.834	3.356.926	5.801.630

https://www.bps.go.id

Tabel 2. Ekspor Provinsi Asal Barang Dirinci Menurut Kode HS6 Digit, 2020—2021

Provinsi Asal	Kode HS 6	Deskripsi HS 6 Digit	Berat Bersih (Kg)		Nilai FOB (US$)	
			2020	2021	2020	2021
(1)	(2)	(3)	(4)	(5)	(6)	(7)
Jawa Timur						
	950669	Balls; (other Than Inflatable Or For Lawn-tennis, Golf Or Table-tennis)	1.252	4.029	26.625	13.599
	950670	Skates; Ice And Roller, Including Skating Boots With Skates Attached	4		196	
	950691	Athletics And Gymnastics Equipment	15.707	22.384	23.054	16.816
	950699	Equipment For Outdoor Games And Recreation N.e.c. In Heading No. 9506	248.656	455.697	5.782.497	8.041.858
	950710	Fishing Rods	13.010	20.180	7.986	18.247
	950720	Fish-hooks; Whether Or Not Snelled	3	188	53	3.899
	950730	Fishing Reels	2		55	
	950790	Fishing Tackle N.e.c., Butterfly Nets, Decoy Birds (other Than Those Of Head	2.756	4.585	22.086	82.887
	960190	Bone, Tortoise Shell, Horn, Antlers, Coral, Mother-of-pearl And Other Anima	212.547	185.521	297.329	806.285
	960200	Vegetable, Mineral Carving Material And Articles Of These Materials, Mould	20.345	5.318	85.532	17.624
	960310	Brooms And Brushes; Consisting Of Twigs Or Other Vegetable Materials Bou	217.164	187.822	324.638	302.966
	960321	Brushes; Toothbrushes	85.799	100.704	433.935	405.580
	960329	Brushes; Shaving, Hair, Nail, Eyelash And Other Toilet Brushes For Use On Th	78.681	19.641	126.608	48.477
	960330	Brushes; Artists' Brushes, Writing Brushes And Similar Brushes For The Appli	320	21	692	215
	960340	Brushes; Paint, Distemper, Varnish Or Similar Brushes (not Those Of Item No	12.758	15.274	21.522	17.594
	960350	Brushes; Constituting Parts Of Machines, Appliances Or Vehicles	2	7	1.822	374
	960390	Brooms, Brushes, Mops, Feather Dusters, Squeegees, Hand Operated Mecha	24.155	9.411	30.645	19.319
	960400	Hand Sieves And Hand Riddles	650	24	1.757	168
	960500	Travel Sets; For Personal Toilet, Sewing, Shoe Or Clothes Cleaning	590	7.114	2.615	24.887
	960610	Press-fasteners, Snap-fasteners, Press-studs And Parts Therefor	1.212	1	604	5
	960622	Buttons; Of Base Metal, Not Covered With Textile Material	4	6	85	199
	960629	Buttons; Of Other Than Base Metal Or Plastics, Not Covered With Textile Ma	6	75	617	5.189
	960630	Button Moulds And Other Parts Of Buttons; Button Blanks	3.541	1.464	132.029	41.533
	960719	Slide Fasteners; Other Than Those Fitted With Chain Scoops Of Base Metal	43	25	2.132	743
	960720	Slide Fasteners; Parts	12	1.623	180	43.274
	960810	Pens; Ball Point	9.596	18.667	50.488	144.006
	960820	Pens; Felt Tipped And Other Porous-tipped Pens And Markers	57		265	
	960830	Pens; Fountain, Stylograph And Other Pens	645	645	2.041	11.346
	960840	Pencils; Propelling Or Sliding	24	1	500	2
	960850	Pen And Pencil Sets; Of Articles From Two Or More Of The Foregoing Sub-he	8	122	141	2.514
	960860	Pens; Ball-point, Refills Comprising The Ball Point And Ink-reservoir	74	174	1.093	403
	960891	Pens; Nibs And Nib Points		24		365
	960899	Pens And Pencils; Duplicating Stylos, Pen-holders, Pencil-holders, And Simila	8	5	39	33
	960910	Pencils And Crayons; With Leads Encased In Rigid Sheath	10.902	13.638	25.281	17.434
	960920	Pencil Leads; Black Or Coloured		4		9
	960990	Pastels, Drawing Charcoals, Writing Or Drawing Chalks, Tailors' Chalk	13.201	4.118	7.682	3.805
	961000	Slates And Boards; With Writing Or Drawing Surfaces, Whether Or Not Fram	2.622.023	1.430.945	5.808.767	3.734.865
	961100	Stamps; Date, Numbering, Sealing Stamps And The Like (including Devices F	180	245	154	49.868
	961210	Ribbons; For Typewriters And The Like, Inked Or Otherwise Prepared, For Gi	3.144	3.095	3.848	3.307
	961220	Ink Pads; Whether Or Not Inked, With Or Without Boxes	150	117	22	559
	961310	Lighters; Pocket, Cigarette, Gas Fuelled, Non-refillable		230		903
	961320	Lighters; Pocket, Cigarette, Gas Fuelled, Refillable		1		1
	961380	Lighters; Whether Or Not Mechanical Or Electrical, N.e.c. In Heading No. 9613		5		70
	961390	Lighters; Parts For Cigarette Lighters And Other Lighters, Whether Or Not Mechanical Or Elect		2		6
	961400	Smoking Pipes (including Pipe Bowls) And Cigar Or Cigarette Holders, And Parts Thereof		0		35
	961511	Combs, Hair Slides And The Like; Of Hard Rubber Or Plastics	447	615	634	674
	961519	Combs, Hair Slides And The Like; Of Other Than Hard Rubber Or Plastics	4.702	2.002	3.884	3.347
	961590	Hairpins, Curling Pins, Curling Grips, Hair Curlers And The Like (not Those Of	2.988	5	16.620	244
	961610	Scent Sprays And Similar Toilet Sprays, And Mounts And Heads Therefor	247	2	1.689	4
	961620	Powder Puffs And Pads; For The Application Of Cosmetics Or Toilet Preparat	13.390	1.309	40.568	5.448
	961700	Vacuum Flasks And Other Vacuum Vessels, Complete With Cases; Parts Ther	3.373	4.658	8.654	12.203
	961800	Tailors' Dummies And Other Lay Figures; Automata And Other Animated Displays Used For Sh		220		413
	961900	Sanitary Towels (pads) And Tampons, Napkins And Napkin Liners For Babies	14.731.940	10.749.636	36.320.009	28.780.318
	962000	Monopods, Bipods, Tripods And Similar Articles	11	74	600	2.049
	970400	Stamps, Postage Or Revenue; Stamp-postmarks, First-day Covers, Postal Sta	2	22	3	272
	999910	Postal packages n.c.a.k	132.814	95.425	6.243.998	2.381.879
	030510	Fish; Flours, Meals And Pellets, Fit For Human Consumption	814.239	1.280.230	1.093.264	1.057.121
	040310	Dairy Produce; Yoghurt, Whether Or Not Concentrated Or Containing Addec	1.639.530	1.129.787	2.096.139	1.552.685
	041000	Animal Products; Edible, N.e.c. In This Or Other Chapters	243.381	338.216	136.363.853	132.444.195
	080290	Nuts, Edible; N.e.c. In Heading No. 0801 And 0802, Fresh Or Dried, Whether	251.567	343.002	555.402	711.379

https://www.bps.go.id

Tabel 2. Ekspor Provinsi Asal Barang Dirinci Menurut Kode HS6 Digit, 2020—2021

Provinsi Asal	Kode HS 6	Deskripsi HS 6 Digit	Berat Bersih (Kg)		Nilai FOB (US$)	
			2020	2021	2020	2021
(1)	(2)	(3)	(4)	(5)	(6)	(7)
Jawa Timur						
	150910	Vegetable Oils; Olive Oil And Its Fractions, Virgin, Whether Or Not Refined, E	4	614	81	3.386
	151000	Vegetable Oils; Oils And Their Fractions N.e.c. In Chapter 15, Obtained Solely	34	193	952	1.376
	290339	Fluorinated, Brominated Or Iodinated Derivatives Of Acyclic Hydrocarbons; (	85		368	
	300220	Vaccines; For Human Medicine	3	29	824	2.053
	300230	Vaccines; For Veterinary Medicine	92		2.048	
	340211	Organic Surface-active Agents; Anionic (other Than Soap), Whether Or Not F	23.425.283	23.301.174	24.626.902	30.293.875
	340212	Organic Surface-active Agents; Cationic (other Than Soap), Whether Or Not I	666		9.769	
	340213	Organic Surface-active Agents; Non-ionic (other Than Soap), Whether Or No	18.030	18.980	21.782	55.138
	340219	Organic Surface-active Agents; Whether Or Not Put Up For Retail Sale, N.e.c	987.586	894.270	626.304	656.260
	340220	Washing And Cleaning Preparations; Surface-active, Whether Or Not Contai	60.326.004	48.190.133	39.813.514	31.354.224
	360300	Fuses And Detonators; Safety Or Detonating Fuses, Percussion Or Detonatin	24	37	83	74
	300620	Pharmaceutical Goods; Blood-grouping Reagents	40.451	22.250	39.222	20.471
	382200	Reagents; Diagnostic Or Laboratory Reagents On A Backing And Prepared Di	2.052	4.755	7.636	131.753
	382471	Mixtures Containing Halogenated Derivatives Of Methane, Ethane Or Propa	1	1	1	1
	390720	Polyethers; In Primary Forms, Excluding Polyacetals	328.892	540.899	641.700	1.436.549
	440140	Wood; For Fuel, Sawdust And Wood Waste And Scrap, Not Agglomerated	1.103.796	728.625	243.191	356.973
	441294	Blockboard, Laminboard And Battenboard (not Bamboo, And Other Than Ply	147.785.491	206.120.538	181.700.041	290.713.150
	441400	Wooden Frames; For Paintings, Photographs, Mirrors Or Similar Objects	148.584	200.740	492.546	748.920
	441810	Wood; Windows, French-windows And Their Frames	860.921	361.997	1.251.013	786.048
	441820	Wood; Doors And Their Frames And Thresholds	31.244.105	40.422.114	57.139.551	81.535.993
	442010	Wood; Statuettes And Other Ornaments Of Wood	738.133	880.369	1.547.160	2.219.850
	490591	Maps And Hydrographic Or Similar Charts; Printed In Book Form, Including A	7.845	2.043	1.078	130
	490599	Maps And Hydrographic Or Similar Charts; (printed Other Than In Book Forn	879		833	
	570320	Carpets And Other Textile Floor Coverings; Tufted, Of Nylon Or Other Polyar	722.579	790.759	2.268.570	2.645.774
	570330	Carpets And Other Textile Floor Coverings; Tufted, Of Man-made Textile Ma	2.224.412	2.600.043	4.261.607	5.427.021
	580219	Fabrics; Terry Towelling And Similar Woven Terry Fabrics, Of Cotton, Bleach	59	1	1.096	12
	620111	Coats; Men's Or Boys', Overcoats, Raincoats, Car-coats, Capes, Cloaks And Si	5		120	
	620191	Anoraks (including Ski-jackets), Wind-cheaters, Wind-jackets And Similar Articles; Men's Or Bo		40		12
	620112	Coats; Men's Or Boys', Overcoats, Raincoats, Car-coats, Capes, Cloaks And Si	2.561	93	16.068	1.575
	620192	Anoraks (including Ski-jackets), Wind-cheaters, Wind-jackets And Similar Art	158.157	187.288	1.094.676	2.303.538
	620113	Coats; Men's Or Boys', Overcoats, Raincoats, Car-coats, Capes, Cloaks And Similar Articles, Of		4		20
	620193	Anoraks (including Ski-jackets), Wind-cheaters, Wind-jackets And Similar Art	12.433	3.194	506.955	89.638
	620119	Coats; Men's Or Boys', Overcoats, Raincoats, Car-coats, Capes, Cloaks And Si	48.654	30.950	2.170.617	1.248.660
	620212	Coats; Women's Or Girls', Overcoats, Raincoats, Car-coats, Capes, Cloaks An	157		8.831	
	620292	Anoraks (including Ski-jackets), Wind-cheaters, Wind-jackets And Similar Art	46.694	291	1.093.916	6.030
	620213	Coats; Women's Or Girls', Overcoats, Raincoats, Car-coats, Capes, Cloaks An	140	16	18.204	13.144
	620219	Coats; Women's Or Girls', Overcoats, Raincoats, Car-coats, Capes, Cloaks An	11.368	927	388.900	94.343
	681510	Stone Articles And Articles Of Other Mineral Substances; Non-electrical Artic	215.297	48.025	193.914	520.613
	710490	Stones; Precious Or Semi-precious, Synthetic Or Reconstructed, (not Piezo-electric Quartz), W		2		687
	741991	Copper; Cast, Moulded, Stamped Or Forged, But Not Further Worked		1		35
	741999	Copper; Articles N.e.c. In Heading No. 7419	3.889	4.663	5.543	4.642
	841931	Dryers; For Agricultural Products, Not Used For Domestic Purposes	10.490	5.618	51.565	42.992
	846210	Machine-tools; Forging Or Die-stamping Machines (including Presses) And H	7.504	11.121	42.783	17.547
	846229	Machine-tools; Bending, Folding, Straightening Or Flattening Machines (inclu	16.427	18.767	23.404	13.659
	851712	Telephones For Cellular Networks Or For Other Wireless Networks	31.608	37.256	652.472	2.378.308
	851770	Telephone Sets And Other Apparatus For The Transmission Or Reception Of	1.547	5.258	40.670	124.927
	852580	Television Cameras, Digital Cameras And Video Camera Recorders	63.731	182.415	4.002.767	5.246.407
	853950	Lamps; Light-emitting Diode (led) Lamps	5.520	7.814	111.446	100.987
	854140	Electrical Apparatus; Photosensitive, Including Photovoltaic Cells, Whether (	23.376	21.973	253.462	174.769
	854890	Electrical Parts Of Machinery Or Apparatus; N.e.c. In Chapter 85	263		5.415	
	854810	Waste And Scrap Of Primary Cells, Primary Batteries And Electric Accumulat	62.297	66.609	66.520	141.767
	880310	Aircraft And Spacecraft; Propellers And Rotors And Parts Thereof	2.067	675	21.313	23.400
	880330	Aircraft And Spacecraft; Parts Of Aeroplanes Or Helicopters N.e.c. In Heading	10.014	952	35.275	61.819
	880390	Aircraft And Spacecraft; Parts Thereof N.e.c. In Chapter 88		6		314
	890392	Motorboats; (other Than Outboard Motorboats), For Pleasure Or Sports, Ot	303		100	
	900651	Cameras, Photographic (excluding Cinematographic); With A Through-the-le	3	7	100	1.671
	940540	Lamps And Light Fittings; Electric, N.e.c. In Heading No. 9405	88.775	68.363	1.447.682	1.432.980
	902780	Instruments And Apparatus; For Physical Or Chemical Analysis, For Measuring Or Checking Vis		1		62
	940130	Seats; Swivel With Variable Height Adjustment, Excluding Medical, Surgical,	315	125	527	489
	940140	Seats; Convertible Into Beds, Other Than Garden Seats Or Camping Equipme	10.882	2.745	1.018	1.160

https://jatim.bps.go.id

Tabel 2. Ekspor Provinsi Asal Barang Dirinci Menurut Kode HS6 Digit, 2020—2021

Provinsi Asal	Kode HS 6	Deskripsi HS 6 Digit	Berat Bersih (Kg)		Nilai FOB (US$)	
			2020	2021	2020	2021
(1)	(2)	(3)	(4)	(5)	(6)	(7)
Jawa Timur						
	940190	Seat; Parts	1.226.409	502.081	3.138.582	2.826.342
	940390	Furniture; Parts	8.213.702	7.181.048	18.565.069	20.929.402
	940510	Chandeliers And Other Electric Ceiling Or Wall Light Fittings; Excluding Those	114.235	107.201	1.583.234	1.574.403
	940520	Lamps, Electric; Floor-standing Or For Table, Desk Or Bedside	145.787	137.356	729.473	819.896
	940530	Lighting Sets; Of A Kind Used For Christmas Trees		3		231
	940560	Illuminated Signs, Name Plates And The Like	48	1.371	66	2.283
	970110	Paintings, Drawings And Pastels; Executed Entirely By Hand, Other Than Dra	2.790	1.597	12.224	30.269
	970190	Artwork; Collages And Similar Decorative Plaques	4.174	3.441	63.226	54.027
	970300	Sculptures And Statuary; Original, In Any Material	189.803	61.797	99.698	54.927
	251830	Dolomite Ramming Mix	440.000		36.520	
	382478	Mixtures Containing Halogenated Derivatives Of Methane, Ethane Or Propane; Containing Pe		774		1.218
	701932	Glass Fibres; Non-woven Products, Thin Sheets (voiles)		6		822
Total Jawa Timur			**14.880.119.661**	**15.663.448.290**	**20.904.890.839**	**22.998.558.093**

https://www.bps.go.id

Tabel 2. Ekspor Provinsi Asal Barang Dirinci Menurut Kode HS6 Digit, 2020—2021

Provinsi Asal	Kode HS 6	Deskripsi HS 6 Digit	Berat Bersih (Kg)		Nilai FOB (US$)	
			2020	2021	2020	2021
(1)	(2)	(3)	(4)	(5)	(6)	(7)
Banten						
	010614	Mammals; Live, Rabbits And Hares	6.546	8.470	30.362	37.779
	010619	Mammals; Live, Other Than Primates, Whales, Dolphins, Porpoises (mamm	2.335	3.218	18.016	27.502
	010620	Reptiles; Live (including Snakes And Turtles)	16.532	40.803	36.139	109.896
	010690	Animals; Live, N.e.c. In Chapter 01, Other Than Mammals, Reptiles, Birds A	45	215	4.401	6.142
	020712	Meat And Edible Offal; Of Fowls Of The Species Gallus Domesticus, Not Cut	76.761	22.742	92.736	33.111
	021093	Meat And Edible Meat Offal; Salted, In Brine, Dried Or Smoked, And Edible Flours And Meals		391		24.686
	030111	Fish; Live, Ornamental, Freshwater	82.907	52.997	1.788.888	2.013.676
	030119	Fish; Live, Ornamental, Other Than Freshwater	117.884	101.298	900.494	970.957
	030192	Fish; Live, Eels (anguilla Spp.)	333.851	693.652	453.995	634.352
	030199	Fish; Live, N.e.c. In Heading 0301	6.659	3.469	13.350	17.138
	030232	Fish; Fresh Or Chilled, Yellowfin Tunas (thunnus Albacares), Excluding Fillet	1.000		2.769	
	030249	Fish; Fresh Or Chilled, N.e.c. In Item No. 0302.4, Excluding Fillets, Fish Meat	12		12	
	030289	Fish; Fresh Or Chilled, N.e.c. In Heading 0302, Excluding Fillets, Fish Meat O	19.420	41.350	63.372	79.162
	030324	Fish; Frozen, Catfish (pangasius Spp., Silurus Spp., Clarias Spp., Ictalurus Spp.), Excluding Fille		17.932		29.442
	030326	Fish; Frozen, Eels (anguilla Spp.), Excluding Fillets, Fish Meat Of 0304, And E	15.780	75.934	32.640	100.975
	030333	Fish; Frozen, Sole (solea Spp.), Excluding Fillets, Fish Meat Of 0304, And Edible Fish Offal Of S		7.170		12.318
	030342	Fish; Frozen, Yellowfin Tunas (thunnus Albacares), Excluding Fillets, Fish Me	2.640	7.050	15.256	166.537
	030349	Fish; Frozen, Tuna, N.e.c. In Item No. 0303.4, Excluding Fillets, Fish Meat Of	47		47	
	030353	Fish; Frozen, Sardines (sardina Pilchardus, Sardinops Spp.), Sardinella (sardinella Spp.), Brislir		55.000		36.686
	030354	Fish; Frozen, Mackerel (scomber Scombrus, Scomber Australasicus, Scombe	11.722	53.130	26.962	83.661
	030359	Fish; Frozen, N.e.c. In Item No. 0303.5, Excluding Fillets, Fish Meat Of 0304,	257.810	142.755	481.960	417.736
	030381	Fish; Frozen, Dogfish And Other Sharks, Excluding Fillets, Fish Meat Of 0304	27.702	53.669	33.357	59.604
	030389	Fish; Frozen, N.e.c. In Heading 0303, Excluding Fillets, Fish Meat Of 0304, A	424.394	1.990.351	776.241	3.245.676
	030449	Fish Fillets; Fresh Or Chilled, Other Than Fish Of Heading 0304.4	89.701	30.521	1.694.482	582.712
	030484	Fish Fillets; Frozen, Swordfish (xiphias Gladius)	442		1.326	
	030487	Fish Fillets; Frozen, Tunas (of The Genus Thunnus), Skipjack Or Stripe-bellie	75.829	124.705	1.485.199	2.407.530
	030489	Fish Fillets; Frozen, Of Fish N.e.c. In Heading 0304.8	23.906	809	22.106	5.702
	030499	Fish Meat, Excluding Fillets, Whether Or Not Minced; Frozen, N.e.c. In Item	898.198	869.565	2.275.344	2.241.847
	030539	Fish Fillets; Dried, Salted Or In Brine, But Not Smoked, N.e.c. In Item No. 03	638.060	299.989	1.482.472	712.611
	030554	Dried Herrings, Anchovies, Sardines, Sardinella, Brisling Or Sprats, Mackere	163.180	75.210	350.775	166.782
	030559	Fish; Dried, Whether Or Not Salted But Not Smoked, Other Than Edible Fish	171.134	59.252	385.503	178.762
	030571	Fish; Edible Offal, Shark Fins	22.440	9.035	1.024.299	350.477
	030572	Fish; Edible Offal, Fish Heads, Tails And Maws	21.799	7.231	653.978	189.386
	030611	Crustaceans; Frozen, Rock Lobsters And Other Sea Crawfish (palinurus Spp.	3.510	827	30.864	4.959
	030614	Crustaceans; Frozen, Crabs, In Shell Or Not, Smoked, Cooked Or Not Before	14.058		36.648	
	030616	Crustaceans; Frozen, Cold-water Shrimps And Prawns (pandalus Spp., Crangon Crangon), In S		81.240		631.512
	030617	Crustaceans; Frozen, Shrimps And Prawns, Excluding Cold-water Varieties,	34.455.106	33.548.782	289.580.767	283.131.936
	030631	Crustaceans; Live, Fresh Or Chilled, Rock Lobsters And Other Sea Crawfish (	6.931	288	334.365	9.760
	030632	Crustaceans; Live, Fresh Or Chilled, Lobsters (homarus Spp.), Whether In Sh	4	26	35	232
	030633	Crustaceans; Live, Fresh Or Chilled, Crabs, Whether In Shell Or Not	182.085	2.313	452.784	15.255
	030635	Crustaceans; Live, Fresh Or Chilled, Cold-water Shrimps And Prawns (panda	116.018	42.185	3.110.497	1.056.328
	030636	Crustaceans; Live, Fresh Or Chilled, Shrimps And Prawns Excluding Cold-wa	162.884	382.522	2.905.956	9.761.253
	030639	Crustaceans; Live, Fresh Or Chilled, N.e.c. In Item No. 0306.3, In Shell Or No	5.557	4.163	44.622	36.337
	030699	Crustaceans; Smoked, Whole, Cooked Or Not, N.e.c. In Item No. 0306.9, In	2.000	8.000	10.500	44.000
	030722	Molluscs; Scallops, Whether In Shell Or Not, Including Queen Scallops Of Th	25.965	1.963	39.923	5.889
	030743	Molluscs; Cuttle Fish And Squid, Whether In Shell Or Not, Includes Flours, M	440.056	2.518.255	2.768.311	7.525.294
	030752	Molluscs; Octopus (octopus Spp.), Frozen	25.550	319.363	91.057	797.605
	030760	Molluscs; Snails, Other Than Sea Snails, Whether In Shell Or Not, Live, Fresh	13.784	1.398	58.772	32.016
	030771	Molluscs; Clams, Cockles And Ark Shells (families Arcidae, Arcticidae, Cardii	1		9	
	030772	Molluscs; Clams, Cockles, Ark Shells (arcidae, Arcticidae, Cardiidae, Donacic	4.230	4.312	4.230	8.918
	030787	Molluscs; Abalone (haliotis Spp.), Whether In Shell Or Not, Dried, Salted, In	176		3.462	
	030791	Molluscs; N.e.c. In Heading 0307, Whether In Shell Or Not, Includes Flours,	23.069	22.036	168.024	217.644
	030792	Molluscs; N.e.c. In Heading 0307, Whether In Shell Or Not, Includes Flours,	19.194	3.808	35.419	9.341
	030811	Aquatic Invertebrates; Sea Cucumbers (stichopus Japonicus, Holothuroidea	7	46	72	41
	030819	Aquatic Invertebrates; Sea Cucumbers (stichopus Japonicus, Holothuroidea	4.427	22.241	68.836	418.930
	030821	Aquatic Invertebrates; Sea Urchins (strongylocentrotus Spp., Paracentrotus	5	57	18	443

https://www.bps.go.id

Tabel 2. Ekspor Provinsi Asal Barang Dirinci Menurut Kode HS6 Digit, 2020—2021

Provinsi Asal	Kode HS 6	Deskripsi HS 6 Digit	Berat Bersih (Kg)		Nilai FOB (US$)	
			2020	2021	2020	2021
(1)	(2)	(3)	(4)	(5)	(6)	(7)
Banten						
	030890	Aquatic Invertebrates; Other Than Crustaceans, Molluscs, Sea Urchins, Sea	40.286	41.845	692.410	511.207
	040110	Dairy Produce; Milk And Cream, Not Concentrated, Not Containing Added S	8.939	6.626	23.340	13.608
	040120	Dairy Produce; Milk And Cream, Not Concentrated, Not Containing Added Sugar Or Other Sw		62.401		76.426
	040140	Dairy Produce; Milk And Cream, Not Concentrated, Not Containing Added S	7.391	9.147	20.280	17.167
	040150	Dairy Produce; Milk And Cream, Not Concentrated, Not Containing Added Sugar Or Other Sw		8.541		17.178
	040210	Dairy Produce; Milk And Cream, Concentrated Or Containing Added Sugar (	12.372	16.679	35.713	57.896
	040229	Dairy Produce; Milk And Cream, Containing Added Sugar Or Other Sweetening Matter, In Po		31		60
	040299	Dairy Produce; Milk And Cream, Containing Added Sugar Or Other Sweeter	105	3.037	297	7.465
	040390	Dairy Produce; Buttermilk, Curdled Milk Or Cream, Kephir, Fermented Or A	8.856	39.483	19.536	88.357
	040410	Dairy Produce; Whey, Whether Or Not Concentrated Or Containing Added	36.185		6.653	
	040490	Dairy Produce; Natural Milk Constituents (excluding Whey), Whether Or Nc	2.000	2.300	2.854	5.895
	040510	Dairy Produce; Derived From Milk, Butter	600		2.290	
	040610	Dairy Produce; Fresh Cheese (including Whey Cheese), Not Fermented, And Curd		1.462		6.680
	040630	Dairy Produce; Cheese, Processed (not Grated Or Powdered)		36		479
	040690	Dairy Produce; Cheese (not Grated, Powdered Or Processed), N.e.c. In Hea	1.293	7.764	5.914	49.194
	040711	Birds' Eggs, In Shell; Fresh, Fertilised Eggs For Incubation, Of Fowls Of The S	4.290	4.290	85.320	101.208
	040900	Honey; Natural	521	185	8.201	1.603
	050510	Animal Products; Feathers And Down Used For Stuffing, Not Further Worke	102.200	277.904	205.060	630.560
	050590	Animal Products; Skins And Other Parts Of Birds, Feathers And Down (not F	50.439	52.800	43.113	25.407
	050690	Animal Products; Bones And Horn-cores And Powder Or Waste Of Such, Unworked, Defattec		36.000		36.000
	050800	Animal Products; Coral And Similar Materials, Shells Of Molluscs, Crustacea	91.317	145.693	1.149.843	2.638.488
	051191	Animal Products; Of Fish Or Crustaceans, Molluscs Or Other Aquatic Inverte	30.107	32.244	201.509	489.524
	060120	Plants, Live; Bulbs, Tubers, Tuberous Roots, Corms, Crowns And Rhizomes,	3.774	2.682	13.408	11.690
	060210	Plants, Live; Unrooted Cuttings And Slips	5.697	1.253	17.868	28.885
	060290	Plants, Live; N.e.c. In Heading No. 0602	748	9.097	16.891	77.037
	060319	Flowers, Cut; Flowers And Buds Of A Kind Suitable For Bouquets Or Ornam	252	19.854	338	39.708
	060420	Foliage, Branches And Other Parts Of Plants, Without Flowers Or Flower Bu	125	15	1.857	18
	060490	Foliage, Branches And Other Parts Of Plants, Without Flowers Or Flower Bu	2		3	
	070200	Vegetables; Tomatoes, Fresh Or Chilled	80.930	500	61.837	84
	070310	Vegetables, Alliaceous; Onions And Shallots, Fresh Or Chilled	25	1.298	28	4.829
	070320	Vegetables, Alliaceous; Garlic, Fresh Or Chilled	27.540		50.850	
	070410	Vegetables, Brassica; Cauliflowers And Headed Broccoli, Fresh Or Chilled	100		13	
	070490	Vegetables, Brassica; Edible, N.e.c. In Heading No. 0704, Fresh Or Chilled		984		4.575
	070511	Vegetables; Cabbage (head) Lettuce (lactuca Sativa), Fresh Or Chilled	700		4.115	
	070519	Vegetables; Lettuce (lactuca Sativa), (other Than Cabbage Lettuce), Fresh C	555	1.631	3.682	4.952
	070521	Vegetables; Witloff Chicory (cichorium Intybus Var. Foliosum), Fresh Or Chi	570		3.499	
	070529	Vegetables; Chicory (cichorium Spp.), (other Than Witloof Chicory), Fresh Or Chilled		981		5.237
	070610	Vegetables, Root; Carrots And Turnips, Fresh Or Chilled	10	10	285	248
	070690	Vegetables, Root; Salad Beetroot, Salsify, Celeric, Radishes And Similar Edible Roots, Fresh O		12.500		2.102
	070700	Vegetables; Cucumbers And Gherkins, Fresh Or Chilled	100	170	248	2.145
	070820	Vegetables, Leguminous; Beans (vigna Spp., Phaseolus Spp.), Shelled Or Un	8.691	6.609	31.834	23.598
	070890	Vegetables, Leguminous; (other Than Peas And Beans), Shelled Or Unshelle	5.427	25.365	25.399	124.946
	070930	Vegetables; Aubergines, (e.g. Plants), Fresh Or Chilled	1.000		34	
	070951	Vegetables; Mushrooms Of The Genus Agaricus, Fresh Or Chilled	5		13	
	070993	Vegetables; Pumpkins, Squash And Gourds (cucurbita Spp.), Fresh Or Chille	1.790	2.612	4.591	1.710
	070999	Vegetables; Edible, N.e.c. In Chapter 07, Fresh Or Chilled	756	79.137	1.375	51.083
	071022	Vegetables, Leguminous; Beans (vigna Spp., Phaseolus Spp.), Shelled Or Un	1.425		300	
	071080	Vegetables; Uncooked Or Cooked By Steaming Or Boiling In Water, N.e.c. Ir	427	1.276	992	2.423
	071090	Vegetable Mixtures; Uncooked Or Cooked By Steaming Or Boiling In Water,	226		175	
	071190	Vegetables And Mixed Vegetables; N.e.c. In Heading No. 0711, Provisionall	96	297	172	586
	071231	Vegetables; Mushrooms Of The Genus Agaricus, Whole, Cut, Sliced, Broken	7.721		38.605	
	071239	Vegetables; Mushrooms, Other Than The Genus Agaricus And Truffles, Wh	51.645	10.000	233.800	50.000
	071290	Vegetables; Mixtures Of Vegetables N.e.c. In Heading No. 0712, Whole, Cut	2.031	200	4.835	1.400
	071333	Vegetables, Leguminous; Kidney Beans, Including White Pea Beans (phaseo	1.310		366	
	071339	Vegetables, Leguminous; N.e.c. In Item No. 0713.3, Shelled, Whether Or Nc	5		8	
	071410	Vegetable Roots And Tubers; Manioc (cassava), With High Starch Or Inulin (	10.239	14.025	38.284	11.189

https://www.bps.go.id

Tabel 2. Ekspor Provinsi Asal Barang Dirinci Menurut Kode HS6 Digit, 2020—2021

Provinsi Asal	Kode HS 6	Deskripsi HS 6 Digit	Berat Bersih (Kg)		Nilai FOB (US$)	
			2020	2021	2020	2021
(1)	(2)	(3)	(4)	(5)	(6)	(7)
Banten						
	071420	Vegetable Roots And Tubers; Sweet Potatoes, With High Starch Or Inulin Co	10.196	6.750	31.316	2.706
	071440	Vegetable Roots And Tubers; Taro (colocasia Spp.) With High Starch Or Inul	20		50	
	071490	Vegetable Roots And Tubers; Arrowroot, Salep, Jerusalem Artichokes And Similar Roots And		7.542		4.337
	080111	Nuts, Edible; Coconuts, Desiccated	879.524	461.378	870.578	855.107
	080112	Nuts, Edible; Coconuts, In The Inner Shell (endocarp)	52.000		10.560	
	080119	Nuts, Edible; Coconuts, Fresh Or Dried, Other Than Desiccated Or In The Inı	804.458	527.429	870.871	184.443
	080131	Nuts, Edible; Cashew Nuts, Fresh Or Dried, In Shell	716.071		939.502	
	080132	Nuts, Edible; Cashew Nuts, Fresh Or Dried, Shelled		63.504		61.589
	080270	Nuts, Edible; Kola Nuts (cola Spp.), Fresh Or Dried, Whether Or Not Shelled	610		2.782	
	080280	Nuts, Edible; Areca Nuts, Fresh Or Dried, Whether Or Not Shelled Or Peelec	2.400.363	2.754.988	3.309.312	3.679.155
	080310	Fruit, Edible; Plantains, Fresh Or Dried	39	9.129	71	22.745
	080390	Fruit, Edible; Bananas, Other Than Plantains, Fresh Or Dried	228	454	171	1.609
	080410	Fruit, Edible; Dates, Fresh Or Dried	15.283	16.088	27.901	71.868
	080430	Fruit, Edible; Pineapples, Fresh Or Dried	3	10	4	10
	080450	Fruit, Edible; Guavas, Mangoes And Mangosteens, Fresh Or Dried	578.961	1.104.277	1.002.226	3.298.934
	080510	Fruit, Edible; Oranges, Fresh Or Dried	44		142	
	080550	Fruit, Edible; Lemons (citrus Limon, Citrus Limonum), Limes (citrus Aurantif	116		1.061	
	080610	Fruit, Edible; Grapes, Fresh	9		15	
	080719	Fruit, Edible; Melons, Other Than Watermelons, Fresh		65		65
	080810	Fruit, Edible; Apples, Fresh	9		15	
	081050	Fruit, Edible; Kiwifruit, Fresh	9		22	
	081090	Fruit, Edible; Fruits N.e.c. In Heading No. 0801 To 0810, Fresh	37.226	44.116	43.304	48.119
	081190	Fruit, Edible; Fruit And Nuts N.e.c. In Heading No. 0811, Uncooked Or Cook	116.590	527.570	82.415	290.226
	081340	Fruit, Edible; Fruit N.e.c. In Heading No. 0812, Dried	25.251	30.689	40.352	56.366
	081350	Nuts, Edible; Mixtures Of Nuts Or Dried Fruits Of Chapter 08	72	5.745	7.665	16.878
	090111	Coffee; Not Roasted Or Decaffeinated	97.652	119.392	542.140	284.237
	090112	Coffee; Decaffeinated, Not Roasted	24.084	56.206	201.015	429.844
	090121	Coffee; Roasted, Not Decaffeinated	175.573	120.845	593.359	415.398
	090190	Coffee; Husks And Skins, Coffee Substitutes Containing Coffee In Any Propc	27.290	30.000	82.498	86.449
	090210	Tea, Green; (not Fermented), In Immediate Packings Of A Content Not Exce	14.034	25.836	89.730	107.352
	090220	Tea, Green; (not Fermented), In Immediate Packings Of A Content Exceedir	270.940	266.568	567.729	383.624
	090230	Tea, Black; (fermented) And Partly Fermented Tea, In Immediate Packings (	55.832	82.743	99.795	176.755
	090240	Tea, Black; (fermented) And Partly Fermented Tea, In Immediate Packings (	318.886	381.699	408.358	658.887
	090411	Spices; Pepper (of The Genus Piper), Neither Crushed Nor Ground	181.835	25.695	463.753	146.590
	090412	Spices; Pepper (of The Genus Piper), Crushed Or Ground	943	6.770	8.183	71.727
	090421	Spices; Fruits Of The Genus Capsicum Or Pimenta, Dried, Neither Crushed N	83		169	
	090422	Spices; Fruits Of The Genus Capsicum Or Pimenta, Crushed Or Ground	21.985	14.338	249.115	184.404
	090510	Spices; Vanilla, Neither Crushed Nor Ground	13.536	8.301	2.226.204	919.075
	090520	Spices; Vanilla, Crushed Or Ground	317		1.540	
	090611	Spices; Cinnamon (cinnamomum Zeylanicum Blume), Neither Crushed Nor	4	124.025	4	619.982
	090619	Spices; Cinnamon And Cinnamon-tree Flowers, Other Than Cinnamon (cinn	87.503	137.150	436.116	830.853
	090620	Spices; Cinnamon And Cinnamon-tree Flowers, Crushed Or Ground	71.000	169.001	271.315	903.406
	090710	Spices; Cloves (whole Fruit, Cloves And Stems), Neither Crushed Nor Groun	60.315	93.515	220.765	167.486
	090720	Spices; Cloves (whole Fruit, Cloves And Stems), Crushed Or Ground	66.565	9.540	1.743.743	368.172
	090811	Spices; Nutmeg, Neither Crushed Nor Ground	91.660	202.542	387.750	788.604
	090812	Spices; Nutmeg, Crushed Or Ground	2.586	30.401	127.446	133.872
	090821	Spices; Mace, Neither Crushed Nor Ground	5.780		75.539	
	090831	Spices; Cardamoms, Neither Crushed Nor Ground	119.870	332.375	991.039	2.529.283
	090921	Spices; Coriander Seeds, Neither Crushed Nor Ground	6.234	8.962	19.667	26.161
	090922	Spices; Coriander Seeds, Crushed Or Ground	6.917	2.839	20.127	13.001
	090932	Spices; Cumin Seeds, Crushed Or Ground		50		232
	091011	Spices; Ginger, Neither Crushed Nor Ground	8.194	17.962	31.143	52.330
	091012	Spices; Ginger, Crushed Or Ground	12.662	2.141	11.201	9.212
	091030	Spices; Turmeric (curcuma)	2.021	23.892	9.575	40.416
	091091	Spices; Mixtures Of 2 Or More Products Of Different Headings	3.447	8.662	47.151	107.694
	091099	Spices; N.e.c. In Heading No. 0910	40.534	34.205	111.373	129.121

https://www.bps.go.id

Tabel 2. Ekspor Provinsi Asal Barang Dirinci Menurut Kode HS6 Digit, 2020—2021

Provinsi Asal	Kode HS 6	Deskripsi HS 6 Digit	Berat Bersih (Kg)		Nilai FOB (US$)	
			2020	2021	2020	2021
(1)	(2)	(3)	(4)	(5)	(6)	(7)
Banten						
	100590	Cereals; Maize (corn), Other Than Seed	5.492	1.649	14.741	4.520
	100610	Cereals; Rice In The Husk (paddy Or Rough)		473		1.632
	100630	Cereals; Rice, Semi-milled Or Wholly Milled, Whether Or Not Polished Or Glazed		10		23
	110100	Wheat Or Meslin Flour	27.760.804	26.342.151	9.837.010	11.987.307
	110220	Cereal Flour; Of Maize (corn)	500	600	628	771
	110290	Cereal Flours; Other Than Wheat, Meslin, And Maize (corn)	174.086	198.501	187.743	191.874
	110311	Cereal Groats And Meal; Of Wheat	324		772	
	110313	Cereal Groats And Meal; Of Maize (corn)		90		180
	110319	Cereal Groats And Meal; N.e.c. In Heading No. 1103	36	9	154	18
	110320	Cereal Pellets	2.000		2.200	
	110412	Cereal Grains; Rolled Or Flaked, Of Oats	48		112	
	110429	Cereal Grains; Worked, Other Than Rolled Or Flaked (e.g. Hulled, Pearled, Sliced Or Kibbled)		3.240		7.371
	110430	Cereal; Germ Of Cereals, Whole, Rolled, Flaked Or Ground	8.831.000	6.348.500	3.048.301	2.571.437
	110510	Flour, Meal And Powder; Of Potatoes	2.072	2.508	1.194	4.378
	110520	Flakes, Granules And Pellets; Of Potatoes		1		1
	110610	Flour, Meal And Powder; Of The Dried Leguminous Vegetables Of Heading No. 0713		60		50
	110620	Flour, Meal And Powder; Of Sago Or Of Roots Or Tubers Of Heading No. 07	6.900	2.592	11.469	3.583
	110630	Flour, Meal And Powder; Of The Products Of Chapter 8	6.656	6.475	59.972	32.829
	110811	Starch; Wheat	750		300	
	110812	Starch; Maize (corn) Starch	39.448.004	40.345.006	13.267.434	19.209.452
	110814	Starch; Manioc (cassava)	174.388	183.558	100.386	138.572
	110819	Starch; N.e.c. In Item No. 1108.11 To 1108.14	620.372	142.194	351.004	83.158
	110820	Inulin	7.680		41.472	
	120242	Ground-nuts; Other Than Seed, Not Roasted Or Otherwise Cooked, Shelled	20	15.900	40	58.167
	120300	Copra	545.405	103.800	424.298	103.109
	120600	Oil Seeds; Sunflower Seeds, Whether Or Not Broken	600		134	
	120710	Oil Seeds; Palm Nuts And Kernels, Whether Or Not Broken		237.800		125.339
	120740	Oil Seeds; Sesamum Seeds, Whether Or Not Broken		8.000		19.840
	120991	Seeds; Vegetable Seeds, Of A Kind Used For Sowing	5		10	
	120999	Seeds; N.e.c. In Heading 1209, Of A Kind Used For Sowing	132.054	132.000	347.974	320.980
	121190	Plants And Parts (including Seeds And Fruits) N.e.c. In Heading No. 1211, O	135.389	112.935	467.426	1.120.518
	121221	Seaweeds And Other Algae; Fit For Human Consumption, Fresh, Chilled, Fr	146.000	357.520	65.630	233.038
	121229	Seaweeds And Other Algae; Not Fit For Human Consumption, Fresh, Chillec	778.000	1.083.500	318.148	514.745
	121299	Vegetable Products; Fit For Human Consumption, N.e.c. In Heading No. 1212, Fresh, Chilled,		159.512		100.059
	121300	Cereal Straw And Husks; Unprepared, Whether Or Not Chopped, Ground, F	15.000		748	
	130120	Gum Arabic		5		80
	130190	Natural Gums, Resins, Gum-resins And Oleoresins, N.e.c. In Heading No. 13	2.104.635	2.236.726	3.215.465	3.989.611
	130219	Vegetable Saps And Extracts; N.e.c. In Item No. 1302.1	800	12.965	5.537	77.755
	130231	Mucilages And Thickeners; Agar-agar, Whether Or Not Modified, Derived F	236	41	3.791	700
	130239	Mucilages And Thickeners; Whether Or Not Modified, Derived From Vegeta	169.319	225.815	1.528.616	1.742.446
	140110	Bamboo Used Primarily For Plaiting	193.950	268.080	67.004	53.003
	140190	Vegetable Materials Of A Kind Used Primarily For Plaiting; N.e.c. In Heading	644		1.514	
	140420	Vegetable Products; Cotton Linters	237	203	216	279
	140490	Vegetable Products; N.e.c. In Chapter 14	941.343	411.100	231.883	106.526
	150420	Fats And Oils And Their Fractions; Of Fish, (excluding Liver-oils)	218.400	124.800	274.612	163.051
	150500	Wool Grease And Fatty Substances Derived Therefrom (including Lanolin)		2.500		18.000
	150990	Vegetable Oils; Olive Oil And Its Fractions, Other Than Virgin, Whether Or Not Refined, But N		200		330
	151190	Vegetable Oils; Palm Oil And Its Fractions, Other Than Crude, Whether Or N	65.451.243	38.035.605	43.579.570	38.875.272
	151311	Vegetable Oils; Coconut (copra) Oil And Its Fractions, Crude, Not Chemicall	213.102	315.000	208.787	451.500
	151319	Vegetable Oils; Coconut (copra) Oil And Its Fractions, Other Than Crude, Whether Or Not Ref		210.120		304.580
	151321	Vegetable Oils; Palm Kernel Or Babassu Oil And Their Fractions, Crude, Not	216.000	3	176.344	10
	151519	Vegetable Oils; Linseed Oil And Its Fractions, Other Than Crude, Whether Or Not Refined, Bu		60		312
	151530	Vegetable Oils; Castor Oil And Its Fractions, Whether Or Not Refined, But N	37.230	74.000	58.369	125.757
	151590	Vegetable Fats And Oils And Their Fractions; Fixed, N.e.c. In Heading No. 15	8		368	
	151620	Vegetable Fats And Oils And Their Fractions; Partly Or Wholly Hydrogenate	152.958	20.282.397	208.871	23.390.117
	151710	Margarine; Excluding Liquid Margarine	171.936	243.743	387.351	598.569

https://www.bps.go.id

Tabel 2. Ekspor Provinsi Asal Barang Dirinci Menurut Kode HS6 Digit, 2020—2021

Provinsi Asal	Kode HS 6	Deskripsi HS 6 Digit	Berat Bersih (Kg)		Nilai FOB (US$)	
			2020	2021	2020	2021
(1)	(2)	(3)	(4)	(5)	(6)	(7)
Banten						
	151790	Edible Mixtures Or Preparations Of Animal Or Vegetable Fats Or Oils Or Of	699.436	5.754.803	1.152.832	6.381.753
	151800	Animal Or Vegetable Fats And Oils And Their Fractions; Oxidised, Boiled Or	33.893.044	56.925.767	24.822.880	60.992.900
	152000	Glycerol, Crude; Glycerol Waters And Glycerol Lyes	230.700	12.241.974	156.840	7.136.325
	152110	Vegetable Waxes (other Than Triglycerides); Whether Or Not Refined Or Coloured		320		3.309
	152200	Degras; Residues Resulting From The Treatment Of Fatty Substances Or Ani	3.331.672	3.574.473	1.338.569	2.584.535
	160100	Meat Preparations; Sausages And Similar Products, Of Meat, Meat Offal Or	10	800	373	5.348
	160232	Meat Preparations; Of The Poultry Of Heading No. 0105, (i.e. Of Fowls Of T	29.533	33.818	85.423	118.767
	160239	Meat Preparations; Of Poultry (excluding Turkeys), Prepared Or Preserved Meat Or Meat Off		23		98
	160250	Meat Preparations; Of Bovine Animals, Meat Or Meat Offal, Prepared Or Preserved (excludin		110		281
	160510	Crustacean Preparations; Crab, Prepared Or Preserved	135.533	528	3.101.944	11.349
	160521	Crustacean Preparations; Shrimps And Prawns, Prepared Or Preserved, Not	45.272	115.154	345.145	748.956
	160529	Crustacean Preparations; Shrimps And Prawns, Prepared Or Preserved, In A	954.817	2.511.211	5.099.843	15.028.955
	160558	Mollusc Preparations; Snails, Other Than Sea Snails, Prepared Or Preserved		6.496		16.240
	170112	Sugars; Beet Sugar, Raw, In Solid Form, Not Containing Added Flavouring O	2.640	40	5.114	200
	170114	Sugars; Cane Sugar, Raw, In Solid Form, Other Than As Specified In Subheading Note 2 To Th		14.067		21.340
	170191	Sugars; Sucrose, Chemically Pure, In Solid Form, Containing Added Flavouri	5.000	752	4.050	4.816
	170199	Sugars; Sucrose, Chemically Pure, In Solid Form, Not Containing Added Flav	3.402.708	93.455.640	1.671.008	50.755.598
	170219	Sugars; Lactose And Lactose Syrup, Containing By Weight Less Than 99% La	6.839	2.908	16.662	4.818
	170230	Sugars; Glucose And Glucose Syrup, Not Containing Fructose Or Containing	1.054.125	695.515	878.115	584.986
	170260	Sugars; Fructose, Other Than Chemically Pure Fructose, And Fructose Syrup (containing In Th		12.590.918		5.405.705
	170290	Sugars; N.e.c. In Heading No. 1702, Including Invert Sugar And Other Sugar	38.007.868	15.077.470	16.244.610	7.658.060
	170310	Sugars; Molasses, From Sugar Cane, Resulting From The Extraction Or Refining Of Sugar		240		320
	170410	Sugar Confectionery; Chewing Gum, Whether Or Not Sugar-coated, Not Co	525.564	797.952	1.841.668	2.649.651
	170490	Sugar Confectionery; (excluding Chewing Gum, Including White Chocolate),	13.644.261	11.954.427	32.192.599	28.499.328
	180100	Cocoa Beans; Whole Or Broken, Raw Or Roasted		353.650		913.517
	180310	Cocoa; Paste, Not Defatted	1.166.250	779.125	4.265.596	2.757.877
	180320	Cocoa; Paste, Wholly Or Partly Defatted	16.262.225	7.727.420	22.016.373	21.651.016
	180400	Cocoa; Butter, Fat And Oil	38.408.220	39.860.813	204.177.003	179.397.335
	180500	Cocoa; Powder, Not Containing Added Sugar Or Other Sweetening Matter	18.620.651	29.671.541	34.071.320	53.046.543
	180610	Cocoa; Powder, Containing Added Sugar Or Other Sweetening Matter	4.563	10.133	27.886	33.245
	180620	Chocolate & Other Food Preparations Containing Cocoa; In Blocks, Slabs Or	3.960.402	4.573.335	8.737.629	9.495.343
	180631	Chocolate And Other Food Preparations Containing Cocoa; In Blocks, Slabs	11.435	880	28.880	9.173
	180632	Chocolate And Other Food Preparations Containing Cocoa; In Blocks, Slabs	55.884	63.492	156.402	233.120
	180690	Chocolate And Other Food Preparations Containing Cocoa; N.e.c. In Chapte	5.183.307	14.360.844	14.716.995	33.445.192
	190110	Food Preparations; Of Flour, Meal, Starch, Malt Extract Or Milk Products, S	8.490	4.160	40.365	28.577
	190120	Food Preparations; Mixes And Doughs For The Preparation Of Bread, Pastry	678.367	779.188	1.402.487	1.570.231
	190190	Food Preparations; Of Flour, Meal, Starch, Malt Extract Or Milk Products, F	140.244	184.567	367.663	446.831
	190211	Food Preparations; Pasta, Containing Eggs, Uncooked, Not Stuffed Or Othe	1.625	4.667	2.972	7.480
	190219	Food Preparations; Pasta, Uncooked (excluding That Containing Eggs), Not	559.475	692.799	1.312.520	1.993.752
	190220	Food Preparations; Pasta, Stuffed (with Meat Or Other Substances), Wheth	4.042	15	8.607	49
	190230	Food Preparations; Pasta (excluding Stuffed), Cooked Or Otherwise Prepare	1.646.684	1.759.773	3.322.738	3.749.862
	190300	Food Preparations; Tapioca And Substitutes Thereof, Prepared From Starch	20.102	42.134	48.804	78.198
	190410	Food Preparations; Obtained By The Swelling Or Roasting Of Cereals Or Cer	85.871	102.389	243.714	313.333
	190420	Food Preparations; Obtained From Unroasted Cereal Flakes Or From Mixtu	25.357	4.663.589	100.707	7.535.576
	190430	Prepared Foods Obtained By The Swelling Or Roasting Of Cereals Or Cereal Products (e.g. Co		39		605
	190490	Food Preparations; Cereal Or Cereal Products (excluding Maize), In Grain Fo	272.947	156.771	2.681.077	561.906
	190510	Food Preparations; Crispbread, Whether Or Not Containing Cocoa	385	687	820	1.323
	190531	Food Preparations; Sweet Biscuits, Whether Or Not Containing Cocoa	43.873.951	53.010.869	132.382.414	148.211.053
	190532	Food Preparations; Waffles And Wafers, Whether Or Not Containing Cocoa	26.417.243	29.470.757	68.622.087	77.876.508
	190540	Food Preparations; Rusks, Toasted Bread And Similar Toasted Products, Wh	255.060	396.908	522.871	714.700
	190590	Food Preparations; Bakers' Wares N.e.c. In Heading No. 1605, Whether Or	687.032	828.136	2.211.414	2.732.886
	200190	Vegetable Preparations; Vegetables, Fruit, Nuts And Other Edible Parts Of P	112	601	476	1.335
	200390	Vegetable Preparations; Mushrooms And Truffles, Other Than Mushrooms Of The Genus Aga		105		245
	200410	Vegetable Preparations; Potatoes, Prepared Or Preserved Otherwise Than By Vinegar Or Ace		20		472
	200520	Vegetable Preparations; Potatoes, Prepared Or Preserved Otherwise Than	2.511	1.265	14.772	6.486
	200559	Vegetable Preparations; Beans, (not Shelled), Prepared Or Preserved Otherwise Than By Vine		50		225

https://www.bps.go.id

Tabel 2. Ekspor Provinsi Asal Barang Dirinci Menurut Kode HS6 Digit, 2020—2021

Provinsi Asal	Kode HS 6	Deskripsi HS 6 Digit	Berat Bersih (Kg)		Nilai FOB (US$)	
			2020	2021	2020	2021
(1)	(2)	(3)	(4)	(5)	(6)	(7)
Banten						
	200591	Vegetable Preparations; Bamboo Shoots, Prepared Or Preserved Otherwise	60		162	
	200599	Vegetable Preparations; Vegetables And Mixtures Of Vegetables N.e.c. In H	182	1.303	3.549	12.503
	200600	Vegetables, Fruit, Nuts, Fruit-peel And Other Parts Of Plants, Preserved By	613		2.325	
	200710	Jams, Fruit Jellies, Marmalades, Fruit Or Nut Puree And Fruit Or Nut Pastes;	120		613	
	200791	Jams, Jellies, Marmalades, Purees And Pastes; Of Citrus Fruit, Being Cookec	2		8	
	200799	Jams, Fruit Jellies, Marmalades, Purees And Pastes; Of Fruit Or Nuts N.e.c. I	171.011	165.062	331.820	358.500
	200811	Nuts; Ground-nuts, Whether Or Not Containing Added Sugar, Other Sweete	1.734	2.102	6.456	5.272
	200819	Nuts And Other Seeds; Whether Or Not Containing Added Sugar, Other Sw	15.931	13.704	144.341	104.218
	200830	Fruit; Citrus, Prepared Or Preserved In Ways N.e.c. In Heading No. 2007, W	48		40	
	200880	Fruit; Strawberries, Prepared Or Preserved In Ways N.e.c. In Heading No. 2	350	980	1.694	4.665
	200897	Fruit, Nuts And Other Edible Parts Of Plants; Mixtures (other Than Those O	4.158	3.245	16.497	12.946
	200899	Fruit, Nuts And Other Edible Parts Of Plants; Prepared Or Preserved, Wheth	75.988	53.743	193.865	157.521
	200939	Juice; Of Single Citrus Fruit (excluding Orange Or Grapefruit), Of A Brix Valu	13.764		17.669	
	200979	Juice; Apple, Of A Brix Value Exceeding 20, Unfermented, Not Containing A	8.834	28.328	42.564	90.466
	200989	Juice; Of Any Single Fruit Or Vegetable N.e.c. In Heading No. 2009, Unferme	496.310	137.854	438.797	167.777
	200990	Juices; Mixtures Of Fruits Or Vegetables, Unfermented, Not Containing Add	29.025	7.567	13.666	30.547
	210111	Extracts, Essences And Concentrates; Of Coffee, And Preparations With A B	58.647.464	10.801.585	174.900.641	33.422.951
	210112	Preparations With A Basis Of Extracts, Essences Or Concentrates Or With A	82.713.036	154.109.325	249.187.576	459.954.177
	210120	Extracts, Essences And Concentrates; Of Tea Or Mate, And Preparations Wi	183.444	285.876	635.174	1.239.262
	210130	Chicory, Roasted And Other Roasted Coffee Substitutes; Extracts, Essences	38	13	373	290
	210210	Yeasts; Active	2.627	5.678	4.729	12.351
	210220	Yeasts; Inactive, Other Single-cell Micro-organisms, Dead	5	72	111	1.358
	210230	Baking Powders; Prepared	602	1.266	3.501	7.093
	210310	Sauces; Soya	373.969	398.985	708.972	818.606
	210320	Sauces; Tomato Ketchup And Other Tomato Sauces	300	1.188	52	1.454
	210330	Mustard Flour And Meal And Prepared Mustard	440	1.522	419	2.700
	210390	Sauces And Preparations Therefor; Mixed Condiments And Mixed Seasonin	1.386.871	1.575.793	3.846.345	4.796.435
	210410	Soups And Broths And Preparations Therefor	11.898	20.876	38.818	63.796
	210420	Homogenised Composite Food Preparations	1.144.994	1.076.562	1.667.087	1.084.042
	210500	Ice Cream And Other Edible Ice; Whether Or Not Containing Cocoa	14.805	315	8.178	189
	210610	Protein; Concentrates And Textured Protein Substances	11.500	15.800	35.750	50.606
	210690	Food Preparations; N.e.c. In Item No. 2106.10	36.684.912	36.266.898	65.291.671	63.803.272
	220110	Waters; Mineral And Aerated, Including Natural Or Artificial, (not Containin	831.929	1.301.251	113.849	117.074
	220190	Waters; Other Than Mineral And Aerated, (not Containing Added Sugar Or	216.082	12.921	249.996	16.317
	220210	Waters; Including Mineral And Aerated, Containing Added Sugar Or Other S	1.151.462	1.000.135	742.913	696.632
	220299	Non-alcoholic Beverages; Other Than Non-alcoholic Beer, N.e.c. In Item No	1.710.024	1.267.740	2.119.272	2.022.504
	220300	Beer; Made From Malt	474.138	182.920	346.903	151.800
	220410	Wine; Sparkling	213	826	5.192	17.631
	220421	Wine; Still, In Containers Holding 2 Litres Or Less		2.596		103.265
	220429	Wine; Still, In Containers Holding More Than 10 Litres	1		1	
	220600	Beverages, Fermented; (e.g. Cider, Perry, Mead, Sake)	289	529	191	518
	220720	Ethyl Alcohol And Other Spirits; Denatured, Of Any Strength	588		3.175	
	220830	Whiskies	34		1.063	
	220850	Gin And Geneva	14	257	340	4.078
	220860	Vodka	23		904	
	220900	Vinegar And Substitutes For Vinegar; Obtained From Acetic Acid	6.827	7.952	9.204	10.816
	230120	Flours, Meals And Pellets; Of Fish Or Of Crustaceans, Molluscs Or Other Aq	1.112.000	125.000	765.710	73.550
	230230	Bran, Sharps And Other Residues; Of Wheat, Whether Or Not In The Form	126.113.120	117.780.420	31.937.352	34.641.368
	230310	Residues Of Starch Manufacture And Similar Residues; Whether Or Not In T	9.729.562	4.338.000	3.016.292	2.269.317
	230650	Oil-cake And Other Solid Residues; Whether Or Not Ground Or In The Form	940	4.433	1.797	9.756
	230660	Oil-cake And Other Solid Residues; Whether Or Not Ground Or In The Form	3.909.270	14.034.197	2.651.027	11.283.880
	230690	Oil-cake And Other Solid Residues; Whether Or Not Ground Or In The Form Of Pellets, Result		356.920		310.304
	230800	Vegetable Materials And Vegetable Waste, Vegetable Residues And By-pro	9.000	70.000	1.035	8.250
	230910	Dog Or Cat Food; Put Up For Retail Sale, Used In Animal Feeding	68.419	2.151.045	96.346	2.920.253
	230990	Dog Or Cat Food; (not Put Up For Retail Sale), Used In Animal Feeding	101.000	126.225	430.985	328.025
	240220	Cigarettes; Containing Tobacco	254		3.750	

https://www.bps.go.id

Tabel 2. Ekspor Provinsi Asal Barang Dirinci Menurut Kode HS6 Digit, 2020—2021

Provinsi Asal	Kode HS 6	Deskripsi HS 6 Digit	Berat Bersih (Kg)		Nilai FOB (US$)	
			2020	2021	2020	2021
(1)	(2)	(3)	(4)	(5)	(6)	(7)
Banten						
	240319	Tobacco; Smoking, Other Than Water Pipe Tobacco, Whether Or Not Conta	18.780		52.584	
	240399	Tobacco; Other Than Homogenised Or Reconstituted Or Smoking		488		6.874
	250100	Salt (including Table Salt And Denatured Salt); Pure Sodium Chloride Wheth	1.512	33.002	1.894	13.310
	250700	Kaolin And Other Kaolinic Clays; Whether Or Not Calcined		3.459.610		180.389
	251320	Emery, Natural Corundum, Natural Garnet And Other Natural Abrasives, W	3.000	1.000	1.250	400
	251512	Marble And Travertine; Merely Cut, By Sawing Or Otherwise, Into Blocks Or	208.295	124.100	66.553	31.025
	251741	Stones; Of Marble, In Granules, Chippings And Powder, Whether Or Not He	4.501		854	
	251749	Stones; Of Heading No. 2515 Or 2516 (excluding Marble), In Granules, Chip	2.622		89	
	251910	Magnesium Carbonate (magnesite); Natural	8.600		13.339	
	252020	Plasters; (consisting Of Calcined Gypsum Or Calcium Sulphate), Whether Or	808.260	623.843	116.203	93.301
	252310	Cement Clinkers (whether Or Not Coloured)	2.086.950.498	3.359.718.940	65.864.166	115.502.616
	252321	Cement; Portland, White, Whether Or Not Artificially Coloured	1.500		131	
	252329	Cement; Portland, Other Than White, Whether Or Not Artificially Coloured	335.334.516	701.716.981	15.429.595	27.286.107
	252390	Cement; Hydraulic Kinds N.e.c. In Heading No. 2523	92.367.206	450.000	4.162.708	29.460
	252620	Steatite; Natural, Crushed, Powdered, Whether Or Not Roughly Trimmed O	16.054	42.241	24.365	57.344
	253010	Vermiculite, Perlite And Chlorites; Unexpanded	19.165		4.851	
	260111	Iron Ores And Concentrates; Non-agglomerated	103.210.720		7.350.813	
	260112	Iron Ores And Concentrates; Agglomerated (excluding Roasted Iron Pyrites)	51.232.994		2.865.257	
	261800	Slag, Granulated (slag Sand); From The Manufacture Or Iron Or Steel	217.435.969	375.471.085	9.492.073	12.185.832
	261900	Slag, Dross; (other Than Granulated Slag), Scalings And Other Waste From T	103.251.733	96.610.690	4.183.928	5.049.985
	262011	Slag, Ash And Residues; (not From The Manufacture Of Iron Or Steel), Cont	8.530		17.197	
	262019	Slag, Ash And Residues; (not From The Manufacture Of Iron Or Steel), Cont	26.199.361	38.480.977	18.448.233	37.790.257
	262190	Slag And Ash N.e.c. In Chapter 26; Including Seaweed Ash (kelp) But Exclud	60		30	
	270111	Coal; Anthracite, Whether Or Not Pulverised, But Not Agglomerated	4.369.555	3.500.000	240.326	192.500
	270112	Coal; Bituminous, Whether Or Not Pulverised, But Not Agglomerated	4.673.895	12.600.000	257.064	693.000
	270400	Coke And Semi-coke; Of Coal, Lignite Or Peat, Whether Or Not Agglomerate	323.444.459	215.783.583	64.144.658	49.864.675
	270500	Gases; Coal, Water, Producer And Similar Gases (excluding Petroleum And	54		175	
	270710	Oils And Products Of The Distillation Of High Temperature Coal Tar; Benzol	15.982.354	14.157.160	4.291.189	7.541.077
	270740	Oils And Products Of The Distillation Of High Temperature Coal Tar; Naphth	1.766.090	3.086.270	714.876	1.531.286
	270799	Oils And Other Products Of The Distillation Of High Temperature Coal Tar; N	307.549.552	317.141.859	98.396.063	187.004.063
	270900	Oils; Petroleum Oils And Oils Obtained From Bituminous Minerals, Crude	1		20	
	271012	Petroleum Oils And Oils From Bituminous Minerals, Not Containing Biodiesel, Not Crude, Not		2		1
	271019	Petroleum Oils And Oils From Bituminous Minerals, Not Containing Biodies	1.348.807	6.768.596	1.871.800	10.352.352
	271020	Petroleum Oils And Oils From Bituminous Minerals, Containing Biodiesel, N	5		6	
	271114	Petroleum Gases And Other Gaseous Hydrocarbons; Liquefied, Ethylene, Propylene, Butylen		4.227.436		3.079.676
	271290	Paraffin Wax; Containing By Weight 0.75% Or More Of Oil, Obtained By Syn	950.310	1.940.655	852.198	1.821.302
	271312	Petroleum Coke; Calcined, Obtained From Bituminous Minerals		11.438		18.192
	271320	Petroleum Bitumen; Obtained From Bituminous Minerals	6.000		8.391	
	271410	Bituminous Or Oil Shale And Tar Sands		14.000		7.170
	280200	Sulphur; Sublimed Or Precipitated, Colloidal Sulphur	4		6	
	280300	Carbon; Carbon Blacks And Other Forms Of Carbon N.e.c.	16.396.493	14.483.620	13.236.901	17.239.565
	280421	Gases, Rare; Argon		22.000		10.120
	280430	Nitrogen	7	2	264	130
	280440	Oxygen		3		21
	280512	Alkali Or Alkali-earth Metals; Calcium		10		1
	280800	Nitric Acid; Sulphonitric Acids		200		116
	280920	Phosphoric Acid And Polyphosphoric Acids		42.720		35.899
	281119	Inorganic Acids; Other Than Hydrogen Fluoride	12.874.597	12.577.281	7.582.563	8.380.533
	281122	Silicon Dioxide	570.819	717.121	1.068.549	1.208.065
	281290	Halides And Halide Oxides Of Non-metals; Excluding Chloride		12.000		32.000
	281420	Ammonia; In Aqueous Solution	99.900		50.222	
	281511	Sodium Hydroxide (caustic Soda); Solid	3.525.000	1.299.500	1.346.966	498.452
	281512	Sodium Hydroxide (caustic Soda); In Aqueous Solution (soda Lye Or Liquid S	244.269.452	100.856.102	30.304.408	17.752.949
	281520	Potassium Hydroxide (caustic Potash)	10	2	449	2
	281530	Peroxides Of Sodium Or Potassium	750		90	
	281910	Chromium Trioxide		3.560		8.010

https://www.bps.go.id

Tabel 2. Ekspor Provinsi Asal Barang Dirinci Menurut Kode HS6 Digit, 2020—2021

Provinsi Asal	Kode HS 6	Deskripsi HS 6 Digit	Berat Bersih (Kg)		Nilai FOB (US$)	
			2020	2021	2020	2021
(1)	(2)	(3)	(4)	(5)	(6)	(7)
Banten						
	282110	Iron Oxides And Hydroxides		20.975		16.657
	282120	Earth Colours; Containing 70% Or More By Weight Of Combined Iron Evaluated As Fe2o3		47		2.886
	282510	Hydrazine And Hydroxylamine And Their Inorganic Salts		80.000		284.000
	282710	Chlorides; Of Ammonium		7		103
	282720	Chlorides; Of Calcium	31.908	14.732	50.694	78.186
	282731	Chlorides; Of Magnesium	2.850		1.649	
	282732	Chlorides; Of Aluminium	3.561.811	2.722.251	1.672.714	1.447.046
	282739	Chlorides; Other Than Of Ammonium, Calcium, Magnesium, Aluminium An	4		125	
	282741	Chloride Oxides And Chloride Hydroxides; Of Copper	57.696	60.520	314.768	440.258
	282749	Chloride Oxides And Chloride Hydroxides; Other Than Of Copper	60.000	112.500	35.500	70.824
	282990	Perchlorates; Bromates And Perbromates; Iodates And Periodates		1.500		3.180
	283210	Sulphites; Of Sodium	28.000	28.435	23.486	17.279
	283322	Sulphates; Of Aluminium	950.000	1.081.000	203.720	194.951
	283329	Sulphates; N.e.c. In Item No. 2833.2	3		15	
	283522	Phosphates; Of Mono- Or Disodium, Whether Or Not Chemically Defined		200		1.060
	283529	Phosphates; (other Than Of Mono- Or Disodium, Other Than Of Potassium	2.000		21.576	
	283531	Polyphosphates; Sodium Triphosphate (sodium Tripolyphosphate), Whether Or Not Chemica		500		500
	283620	Carbonates; Disodium Carbonate	730.000	1.330.000	295.680	626.010
	283630	Carbonates; Sodium Hydrogen Carbonate (sodium Bicarbonate)	7.680	8.050	12.460	13.487
	283650	Carbonates; Calcium Carbonate	3.823.100	1.686.400	1.454.371	654.702
	283719	Cyanides And Cyanide Oxides; Other Than Of Sodium		700		4.100
	283911	Silicates; Sodium Metasilicates	5.400	3.100	8.780	11.543
	283990	Silicates; Commercial Alkali Metal Silicates, Other Than Of Sodium	11.471	34.707	90.074	16.321
	284020	Borates; N.e.c. In Heading No. 2840	50		215	
	284290	Salts; Of Inorganic Acids Or Peroxoacids, Other Than Double Or Complex Sil	35.000		51.800	
	284310	Colloidal Precious Metals; Whether Or Not Chemically Defined		244		116
	284329	Silver Compounds; Excluding Silver Nitrates	34.800	33.200	63.038	79.436
	284330	Gold Compounds	3		0	
	284700	Hydrogen Peroxide; Whether Or Not Solidified With Urea	57.400		34.709	
	285390	Phosphides, Chemically Defined Or Not, Not Ferrophosphorus; Other Inorg	7.000		7.000	
	290121	Acyclic Hydrocarbons; Unsaturated, Ethylene	5.500.696		4.148.030	
	290122	Acyclic Hydrocarbons; Unsaturated, Propene (propylene)	1.534.074		1.463.123	
	290123	Acyclic Hydrocarbons; Unsaturated, Butene (butylene) And Isomers Thereo	90.879.144	73.411.263	38.647.357	54.890.062
	290124	Acyclic Hydrocarbons; Unsaturated, Buta-1,3-diene And Isoprene	17.082.808	13.898.382	11.725.132	14.260.790
	290129	Acyclic Hydrocarbons; Unsaturated, N.e.c. In Heading No. 2901	2		9	
	290211	Cyclic Hydrocarbons; Cyclohexane		612		1.328
	290219	Cyclic Hydrocarbons; Cyclanes, Cyclenes And Cycloterpenes, Excluding Cycl	5.794		19.640	
	290244	Cyclic Hydrocarbons; Mixed Xylene Isomers	1.520	17.230	4.651	23.923
	290250	Cyclic Hydrocarbons; Styrene	44.751.762	77.692.723	35.586.886	87.573.667
	290290	Cyclic Hydrocarbons; N.e.c. In Heading No. 2902	549.408	490.454	1.933.026	1.612.462
	290315	Saturated Chlorinated Derivatives Of Acyclic Hydrocarbons; Ethylene Dichlo	275.631.244	287.746.602	66.228.330	187.901.902
	290321	Unsaturated Chlorinated Derivatives Of Acyclic Hydrocarbons; Vinyl Chlorid	198.092.400	225.976.094	127.965.811	251.959.687
	290499	Derivatives Of Hydrocarbons N.e.c. In Heading No. 2904, Whether Or Not Halogenated		887		359
	290512	Alcohols; Saturated Monohydric, Propan-1-ol (propyl Alcohol) And Propan-	122.415	2.041	149.745	32.040
	290519	Alcohols; Saturated Monohydric, N.e.c. In Item No. 2905.1	50.400	33.600	73.440	59.380
	290531	Alcohols; Acyclic, Diols; Ethylene Glycol (ethanediol)	29.112.821	3.814.720	13.271.084	2.577.318
	290532	Alcohols; Acyclic, Diols; Propylene Glycol (propane-1, 2-diol)	92.016	91.249	15.623	16.894
	290539	Alcohols; Acyclic, Diols, Other Than Ethylene Glycol (ethandiol) Or Propylene Glycol (propane		8.400		2.824
	290545	Alcohols; Polyhydric, Glycerol	1.831.502	2.435.900	858.850	2.867.040
	290559	Alcohols; Acyclic; Halogenated, Sulphonated, Nitrated Or Nitrosated Derivatives Thereof, Oth		52		1.634
	290629	Alcohols; Aromatic And Derivatives, Other Than Benzyl Alcohol		12.800		91.672
	290713	Monophenols; Octylphenol, Nonylphenol And Their Isomers, Salts Thereof	1.821.820	2.429.130	2.297.767	3.726.091
	290719	Monophenols; N.e.c. In Item No. 2907.1		2.500		11.238
	290729	Phenol-alcohols And Polyphenols N.e.c. In Item Number 2907.2	145		58.789	
	290899	Phenol Or Phenol-alcohol Derivatives, Sulphonated, Nitrated Or Nitrosated	222.000	140.000	490.493	375.866
	290919	Ethers; Acyclic, And Their Halogenated, Sulphonated, Nitrated Or Nitrosate	25.242.345	55.399.059	14.358.142	45.125.282

https://www.bps.go.id

Tabel 2. Ekspor Provinsi Asal Barang Dirinci Menurut Kode HS6 Digit, 2020—2021

Provinsi Asal	Kode HS 6	Deskripsi HS 6 Digit	Berat Bersih (Kg)		Nilai FOB (US$)	
			2020	2021	2020	2021
(1)	(2)	(3)	(4)	(5)	(6)	(7)
Banten						
	290941	Ether-alcohols And Their Halogenated, Sulphonated, Nitrated Or Nitrosatec	480.130	458.920	276.698	400.509
	290943	Ether-alcohols And Their Halogenated, Sulphonated, Nitrated Or Nitrosatec	42.580		44.345	
	290949	Ether-alcohols And Their Halogenated, Sulphonated, Nitrated Or Nitrosatec	10.600	46.525	36.977	169.939
	290950	Ether-phenols, Ether-alcohol-phenols And Their Halogenated, Sulphonated	28.600	56.105	312.812	716.689
	290960	Alcohol Peroxides, Ether Peroxides, Ketone Peroxides And Their Halogenat	994.043	1.135.561	2.350.798	2.859.569
	291090	Epoxides, Epoxyalcohols, Epoxyphenols And Epoxyethers; With A Three-membered Ring And		400		5.075
	291211	Aldehydes; Acyclic, Without Other Oxygen Function, Methanal (formaldehy	549.000	1.042.000	156.230	312.019
	291219	Aldehydes; Acyclic, Without Other Oxygen Function, N.e.c. In Item No. 291	568.031	289.926	1.023.178	814.435
	291249	Aldehyde-alcohols, Aldehyde-ethers, Aldehyde-phenols And Aldehydes With Other Oxygen F		1		1
	291260	Paraformaldehyde	9.860.050	12.531.000	5.565.748	10.127.393
	291419	Ketones; Acyclic, Without Other Oxygen Function, N.e.c. In Item No. 2914.1	17	17	277	277
	291422	Ketones; Cyclanic, Cyclenic Or Cycloterpenic, Without Other Oxygen Functi	34	68	327	655
	291429	Ketones; Cyclanic, Cyclenic Or Cycloterpenic, Without Other Oxygen Functi	666		1.481	
	291439	Ketones; Aromatic, (without Other Oxygen Function), Excluding Phenylacet	100		2.618	
	291440	Ketone-alcohols And Ketone-aldehydes	225		1.954	
	291521	Acids; Saturated Acyclic Monocarboxylic Acids; Acetic Acid	8.010	40	6.933	2.791
	291529	Acids; Saturated Acyclic Monocarboxylic Acids; Acetic Acid And Its Salts N.e	5		6	
	291531	Acids; Saturated Acyclic Monocarboxylic Acids; Ethyl Acetate		180.000		340.002
	291532	Acids; Saturated Acyclic Monocarboxylic Acids; Vinyl Acetate		14.668		34.463
	291533	Acids; Saturated Acyclic Monocarboxylic Acids; N-butyl Acetate	8.081.476	1.690.320	6.338.014	2.821.273
	291539	Acids; Saturated Acyclic Monocarboxylic Acids; Esters Of Acetic Acid N.e.c.	3	31.610	1.946	72.343
	291560	Acids; Saturated Acyclic Monocarboxylic Acids; Butanoic Acids, Pentanoic Acids, Their Salts A		8.000		20.800
	291570	Acids; Saturated Acyclic Monocarboxylic Acids; Palmitic Acid, Stearic Acid, T	8.772.284	8.412.980	7.666.622	10.236.953
	291590	Acids; Saturated Acyclic Monocarboxylic Acids; Anhydrides, Halides, Peroxi	2.000	2	9.500	44
	291611	Acids; Unsaturated Acyclic Monocarboxylic Acids; Acrylic Acid And Its Salts	33.514.367	25.988.759	25.828.753	33.127.638
	291612	Acids; Unsaturated Acyclic Monocarboxylic Acids; Esters Of Acrylic Acid	22.086.034	35.266.320	25.819.006	76.951.251
	291614	Acids; Unsaturated Acyclic Monocarboxylic Acids; Esters Of Methacrylic Aci	176.260	1.040.420	151.240	962.912
	291615	Acids; Unsaturated Acyclic Monocarboxylic Acids; Oleic, Linoleic Or Linolenic Acids, Their Salt		462.800		1.055.067
	291632	Acids; Aromatic Monocarboxylic Acids, Benzoyl Peroxide And Benzoyl Chlor	1.139.620	834.360	2.695.696	2.118.082
	291639	Acids; Aromatic Monocarboxylic Acids, And Their Anhydrides, Halides, Perc	4.235	2.950	210.610	290.147
	291712	Acids; Acyclic Polycarboxylic Acids; Adipic Acid, Its Salts And Esters		2.660		5.949
	291719	Acids; Acyclic Polycarboxylic Acids; N.e.c. In Item No. 2917.1	17.600		23.061	
	291732	Acids; Aromatic Polycarboxylic Acids; Dioctyl Orthophthalates	160.000	112.000	182.850	196.175
	291733	Acids; Aromatic Polycarboxylic Acids; Dinonyl Or Didecyl Orthophthalates	16.000	16.000	18.582	35.290
	291734	Acids; Aromatic Polycarboxylic Acids; Other Esters Of Orthophthalic Acids	8.800		9.752	
	291736	Acids; Aromatic Polycarboxylic Acids; Terephthalic Acid And Its Salts	165.545.760	74.720.400	76.872.069	52.028.121
	291739	Acids; Aromatic Polycarboxylic Acids; N.e.c. In Item No. 2917.3	70.400	70.400	114.231	132.544
	291811	Acids; Carboxylic Acids, (with Alcohol Function But Without Other Oxygen Function), Lactic A		0		424
	291813	Acids; Carboxylic Acids, (with Alcohol Function But Without Other Oxygen F	6.400	8.800	4.480	6.960
	291814	Acids; Carboxylic Acids, (with Alcohol Function But Without Other Oxygen F	416	137	954	889
	291815	Acids; Carboxylic Acids, (with Alcohol Function But Without Other Oxygen Function), Salts Ar		9.590		27.295
	291816	Acids; Carboxylic Acids, (with Alcohol Function But Without Other Oxygen Function), Gluconi		875		2.500
	291819	Acids; Carboxylic Acids, (with Alcohol Function But Without Other Oxygen F	110	105	318	5.881
	291829	Acids; Carboxylic Acids, (with Phenol Function But Without Other Oxygen F	19.325	12.025	247.981	169.197
	291899	Acids; Carboxylic Acids, With Additional Oxygen Function (not Alcohol, Phe	25		98	
	291990	Esters; Phosphoric, And Their Salts, Including Lactophosphates, Their Halog	1.200		7.796	
	292111	Amine-function Compounds; Acyclic Monoamines And Their Derivatives, M	9.200	37.774	52.215	207.940
	292121	Amine-function Compounds; Acyclic Polyamines And Their Derivatives, Eth	25		382	
	292129	Amine-function Compounds; Acyclic Polyamines And Their Derivatives, And Salts Thereof, N.		66		2.121
	292142	Amine-function-compounds; Aromatic Monoamines And Their Derivatives, Aniline Derivative		3		3
	292211	Amino-alcohols, Other Than Those Containing More Than One Kind Of Oxygen Function; The		5.327		7.982
	292219	Amino-alcohols, Other Than Those Containing More Than One Kind Of Oxygen Function, The		2.400		5.234
	292242	Amino-acids, Other Than Those Containing More Than One Kind Of Oxygen	10.440	13.817	25.553	34.106
	292249	Amino-acids, Other Than Those Containing More Than One Kind Of Oxygen Function, Their E		71		111
	292250	Amino-alcohol-phenols, Amino-acid-phenols And Other Amino-compounds	63.370	177.180	279.107	280.556
	292320	Lecithins And Other Phosphoaminolipids, Whether Or Not Chemically Defin	60.000	160.201	68.524	167.516
	292390	Quaternary Ammonium Salts And Hydroxides; Whether Or Not Chemically	395.608	565.237	522.809	893.816

https://www.bps.go.id

Tabel 2. Ekspor Provinsi Asal Barang Dirinci Menurut Kode HS6 Digit, 2020—2021

Provinsi Asal	Kode HS 6	Deskripsi HS 6 Digit	Berat Bersih (Kg)		Nilai FOB (US$)	
			2020	2021	2020	2021
(1)	(2)	(3)	(4)	(5)	(6)	(7)
Banten						
	292419	Acyclic Amides (including Acyclic Carbamates) And Their Derivatives; Salts T	4.267.480	2.463.968	3.441.899	2.962.505
	292429	Cyclic Amides (including Cyclic Carbamates) And Their Derivatives; Other Th	25.672	2.000	493.454	39.280
	292529	Imines And Their Derivatives; Salts Thereof; Other Than Chlordimeform (isc	2.420	660	13.313	9.497
	292700	Diazo-, Azo- Or Azoxy Compounds	18.722.301	22.911.791	57.440.475	70.940.090
	292800	Organic Derivatives Of Hydrazine Or Of Hydroxylamine	6.370	6.860	72.160	44.201
	292990	Nitrogen-function Compounds; N.e.c. In Chapter 29, Excluding Isocyanates	152.800	80.450	534.800	281.575
	293090	Organo-sulphur Compounds; N.e.c. In Heading No. 2930	635.172	615.200	10.151.656	9.511.099
	293190	Organo-inorganic Compounds; Other Than Tetramethyl Lead, Tetraethyl Le	519.180	568.772	1.846.520	3.846.795
	293220	Heterocyclic Compounds; With Oxygen Hetero-atom(s) Only, Containing Ar	16.000	12.447	33.222	30.645
	293299	Heterocyclic Compounds; With Oxygen Hetero-atom(s) Only, No Lactones (	14.400		246.240	
	293319	Heterocyclic Compounds; With Nitrogen Hetero-atom(s) Only, Containing A	3.000	5.800	3.361	6.668
	293321	Heterocyclic Compounds; With Nitrogen Hetero-atom(s) Only, Containing A	972.075	1.197.300	2.682.712	3.233.871
	293329	Heterocyclic Compounds; With Nitrogen Hetero-atom(s) Only, Containing A	2.940	800	7.087	4.739
	293339	Heterocyclic Compounds; Containing An Unfused Pyridine Ring (whether O	4.075	4.800	13.290	373.289
	293359	Heterocyclic Compounds; Containing A Pyrimidine Ring (whether Or Not Hy	31.588	41.608	17.706	45.411
	293369	Heterocyclic Compounds; Containing An Unfused Triazine Ring (whether Or	56.578	84.618	138.289	251.546
	293399	Heterocyclic Compounds; N.e.c. In Headings No. 2933	150		4.290	
	293420	Heterocyclic Compounds; Containing In The Structure, A Benzothiazole Ring-system (whethe		35.763		74.056
	293499	Nucleic Acids And Their Salts, Other Heterocyclic Compounds, N.e.c. In Hea	27.089	20	106.751	285
	293590	Sulphonamides; N.e.c. In Heading No. 2935	548.384	751.346	4.966.734	7.184.661
	293622	Vitamins; Vitamin B1 And Its Derivatives, Unmixed	1.500	46	60.750	29.444
	293627	Vitamins; Vitamin C And Its Derivatives, Unmixed	19.000		64.990	
	293628	Vitamins; Vitamin E And Its Derivatives, Unmixed		828		11.494
	293629	Vitamins; N.e.c. In Item No. 2936.2, And Their Derivatives, Unmixed		7.771		8.341
	293690	Vitamins; N.e.c. In Heading No. 2936, Including Natural Concentrates	18.181	12.334	56.991	44.543
	294000	Sugars, Chemically Pure, Other Than Sucrose, Lactose, Maltose, Glucose And Fructose; Sugar		63		201
	294190	Antibiotics; N.e.c. In Heading No. 2941	2	14	76	127
	294200	Organic Compounds; N.e.c. In Chapter 29	56.840	172.760	488.594	787.671
	300190	Glands And Other Organs; Heparin And Its Salts; Other Human Or Animal Substances Prepare		132.321		870.064
	300212	Blood, Human Or Animal, Antisera, Other Blood Fractions And Immunologic	6	79	117	4.900
	300215	Blood, Human Or Animal, Antisera, Other Blood Fractions And Immunological Products; Imm		1		105
	300290	Toxins, Cultures Of Micro-organisms (excluding Yeasts) And Similar Product	117.100	163.024	424.062	559.005
	300339	Medicaments; Containing Hormones (excluding Insulin), (but Not Containin	1.771		209.340	
	300410	Medicaments; Containing Penicillins, Streptomycins Or Their Derivatives, F	196	4	1.982	234
	300420	Medicaments; Containing Antibiotics (other Than Penicillins, Streptomycins	0	101	24	620
	300432	Medicaments; Containing Corticosteroid Hormones, Their Derivatives Or St	1.320	1.320	17.534	17.134
	300439	Medicaments; Containing Hormones (but Not Insulin), Adrenal Cortex Hormones Or Antibiot		28		6.359
	300450	Medicaments; Containing Vitamins Or Their Derivatives, For Therapeutic Or Prophylactic Use		3		555
	300490	Medicaments; Consisting Of Mixed Or Unmixed Products N.e.c. In Heading	1.689.096	1.978.741	4.204.101	3.855.946
	300510	Dressings, Adhesive; And Other Articles Having An Adhesive Layer, Packed	2.795	1.145	15.335	15.038
	300590	Wadding, Gauze, Bandages And Similar Articles; (excluding Adhesive Dressi	18.647	258	83.247	5.157
	300610	Pharmaceutical Goods; Sterile Surgical Catgut, Suture Materials, Tissue Adh	1		3	
	300640	Pharmaceutical Goods; Dental Cements And Other Dental Fillings, Bone Re	1		4	
	300670	Pharmaceutical Goods; Gel Preparations Designed To Be Used In Human Or	9		76	
	300692	Pharmaceutical Goods; Waste Pharmaceuticals		1		7
	310100	Fertilizers, Animal Or Vegetable; Whether Or Not Mixed Together Or Chemically Treated; Fer		2		0
	310221	Fertilizers, Mineral Or Chemical; Nitrogenous, Ammonium Sulphate	1.114.000	1.384.000	218.084	291.924
	310290	Fertilizers, Mineral Or Chemical; Nitrogenous, Other Kinds Including Mixtur	29.407	44.975	109.492	171.302
	310420	Fertilizers, Mineral Or Chemical; Potassic, Potassium Chloride	144.000	59.784	56.040	42.145
	310430	Fertilizers, Mineral Or Chemical; Potassic, Potassium Sulphate	11.565.000	8.073.000	4.581.451	3.648.748
	310490	Fertilizers, Mineral Or Chemical; Potassic, N.e.c. In Heading No. 3104	5		10	
	310559	Fertilizers, Mineral Or Chemical; Containing The Two Fertilizing Elements N	186.000	21.500	25.378	5.040
	320110	Tanning Extracts Of Vegetable Origin; Quebracho Extract	4.912		13.443	
	320190	Tanning Extracts Of Vegetable Origin; Tannins And Their Salts, Ethers, Ester	7.989	16.060	17.267	36.488
	320210	Tanning Substances; Synthetic Organic Tanning Substances	3.932.055	5.097.530	5.200.125	6.815.499
	320290	Tanning Substances; Inorganic Tanning Substances; Tanning Preparations,	16.100	17.020	28.521	8.103
	320300	Colouring Matter Of Vegetable Or Animal Origin, Including Dyeing Extracts	1.160	1.344	2.627	7.501
	320411	Dyes; Disperse Dyes And Preparations Based Thereon	4.093.462	6.538.969	50.172.139	75.903.196
	320412	Dyes; Acid, Whether Or Not Premetallised And Preparations Based Thereor	419.888	630.663	5.986.744	7.786.712
	320413	Dyes; Basic Dyes And Preparations Based Thereon	15.217	27.700	333.679	266.780

https://www.bps.go.id

Tabel 2. Ekspor Provinsi Asal Barang Dirinci Menurut Kode HS6 Digit, 2020—2021

Provinsi Asal	Kode HS 6	Deskripsi HS 6 Digit	Berat Bersih (Kg)		Nilai FOB (US$)	
			2020	2021	2020	2021
(1)	(2)	(3)	(4)	(5)	(6)	(7)
Banten						
	320414	Dyes; Direct Dyes And Preparations Based Thereon	35.800	113.518	105.963	334.826
	320415	Dyes; Vat Dyes (including Those Usable In That State As Pigments) And Prep	13.537	259.098	142.243	4.203.799
	320416	Dyes; Reactive Dyes And Preparations Based Thereon	1.985.621	2.733.222	15.216.777	18.745.137
	320417	Dyes; Pigments And Preparations Based Thereon	476.184	458.537	3.355.397	2.693.633
	320419	Dyes; N.e.c., Including Mixtures Of Colouring Matter Of Two Or More Of Th	1.899.110	3.913.925	1.917.942	3.980.194
	320420	Dyes; Synthetic Organic Products Of A Kind Used As Fluorescent Brightenin	19.906	7.485	101.321	23.386
	320490	Dyes; Synthetic Organic Products N.e.c. In Heading No. 3204 (e.g. Of A Kind	200	16.027	1.600	36.162
	320500	Colour Lakes; Preparations Based On Colour Lakes As Specified In Note 3 To This Chapter		107		926
	320619	Colouring Matter; Pigments And Preparations Based On Titanium Dioxide, (	817.650	223.400	1.280.347	486.180
	320620	Colouring Matter; Pigments And Preparations Based On Chromium Compo	255.150	304.375	834.288	1.015.235
	320641	Colouring Matter; Ultramarine And Preparations Based Thereon	370		2.283	
	320649	Colouring Matter; Other Preparations N.e.c. In Item No. 3206.4	181.745	322.548	377.621	557.000
	320650	Colouring Matter; Inorganic Products Of A Kind Used As Luminophores	416	6	27.964	2.546
	320710	Pigments; Prepared Pigments, Opacifiers, Colours And Similar Preparations	46.904	142	264.809	1.581
	320720	Enamels And Glazes; Vitrifiable Enamels And Glazes, Engobes (slips) And Si	840	49.533	2.979	100.755
	320730	Lustres; Liquid Lustres And Similar Preparations	4.493	4.959	7.253	11.588
	320740	Glass; Glass Frit And Other Glass, In The Form Of Powder, Granules Or Flak	1.726.178	2.235.841	1.073.646	1.419.135
	320810	Paints And Varnishes; Based On Polyesters, Dispersed Or Dissolved In A No	88.651	110.089	244.002	316.541
	320820	Paints And Varnishes; Based On Acrylic Or Vinyl Polymers, Dispersed Or Dis	135.626	149.640	582.246	688.489
	320890	Paints And Varnishes; Based On Polymers N.e.c. In Heading No. 3208, Dispe	3.367.404	2.729.120	8.258.093	7.617.421
	320910	Paints And Varnishes; Based On Acrylic Or Vinyl Polymers, Dispersed Or Dis	27.742	60.205	77.087	141.588
	320990	Paints And Varnishes; (based On Polymers Other Than Acrylic Or Vinyl), Dis	146.352	250.503	385.662	804.070
	321000	Paints And Varnishes; (including Enamels, Lacquers And Distempers), Prepa	2.149	40.017	6.339	85.642
	321100	Driers; Prepared	1.083	2.442	5.975	12.408
	321210	Pigments; Of A Kind Used In The Manufacture Of Paints, Stamping Foils	605	746	94.959	113.689
	321290	Pigments; Of A Kind Used In The Manufacture Of Paints, Other Than Stamp	16.819	20.528	101.722	125.670
	321410	Mastics; Painters' Fillings	258.709	200.113	136.987	131.736
	321490	Mastics; N.e.c. In Heading No. 3214	379.381	696.956	376.542	909.397
	321511	Ink; For Printing, Black, Whether Or Not Concentrated Or Solid	3.279	4.078	252.023	126.243
	321519	Ink; For Printing, Other Than Black, Whether Or Not Concentrated Or Solid	3.558.649	3.703.338	14.867.430	14.589.986
	321590	Ink; Writing, Drawing And Other Inks, N.e.c. In Heading No. 3215, Whether	39.739	75.133	219.157	220.827
	330112	Oils, Essential; Of Orange (terpeneless Or Not), Including Concretes And Ab	0		50	
	330119	Oils, Essential; Of Citrus Fruits N.e.c. In Heading No. 3301 (terpeneless Or N	416	3.857	9.883	142.151
	330124	Oils, Essential; Of Peppermint (mentha Piperita), Terpeneless Or Not, Including Concretes An		5		175
	330125	Oils, Essential; Of Mints (excluding Peppermint), Terpeneless Or Not, Incluc	25	85	1.200	6.100
	330129	Oils, Essential; N.e.c. In Heading No. 3301 (terpeneless Or Not), Including C	92.812	69.190	1.743.100	3.289.450
	330190	Oils, Essential; Concentrates In Fats, Fixed Oils, Waxes And The Like, Terper	128.145	111.575	2.348.369	2.353.299
	330210	Odoriferous Substances And Mixtures; Of A Kind Used In The Food Or Drink	103.642	238.295	1.325.809	1.681.442
	330290	Odoriferous Substances And Mixtures; Used As Raw Materials In Industries	108.035	137.020	1.494.951	1.966.254
	330300	Perfumes And Toilet Waters	214.989	288.906	1.005.792	1.621.369
	330410	Cosmetic And Toilet Preparations; Lip Make-up	986	23	42.194	1.290
	330420	Cosmetic And Toilet Preparations; Eye Make-up	537	0	55.287	4
	330491	Cosmetic And Toilet Preparations; Powders, Whether Or Not Compressed (	167.001	68.074	321.932	222.172
	330499	Cosmetic And Toilet Preparations; N.e.c. In Heading No. 3304, For The Care	1.520.423	2.004.929	3.043.475	4.778.515
	330510	Hair Preparations; Shampoos	355.570	268.001	2.760.502	1.356.844
	330520	Hair Preparations; For Permanent Waving Or Straightening	1.000		6.079	
	330530	Hair Preparations; Lacquers	36		467	
	330590	Hair Preparations; N.e.c. In Heading No. 3305	292.510	197.182	6.403.563	4.997.599
	330610	Oral Or Dental Hygiene Preparations; Dentifrices	610.131	394.270	1.702.274	1.123.002
	330690	Oral Or Dental Hygiene Preparations; Other Than Dentifrices	11.201	8.122	50.526	40.823
	330720	Perfumery, Cosmetic Or Toilet Preparations; Personal Deodorants And Anti	54.264	64.222	180.592	256.092
	330730	Perfumery, Cosmetic Or Toilet Preparations; Perfumed Bath Salts And Other Bath Preparatio		1		21
	330741	Perfumes And Deodorizers; Perfuming Or Deodorizing Preparations For Roo	107.856	101.752	292.800	148.282
	330749	Perfumes And Deodorizers; Perfuming Or Deodorizing Preparations For Roo	103.706	128.093	580.931	392.172
	330790	Perfumes And Deodorizers; Perfuming Or Deodorizing Preparations N.e.c. I	794.875	835.114	2.069.532	3.681.559
	340111	Soap And Organic Surface-active Products; In The Form Of Bars, Cakes, Mo	9.606.637	6.495.136	12.097.573	8.913.761
	340119	Soap And Organic Surface-active Products; In The Form Of Bars, Cakes, Mo	2.070	666	2.654	759
	340120	Soap; In Forms N.e.c. In Item No. 3401.11	16.446.102	15.990.516	9.929.535	11.145.402
	340130	Organic Surface-active Products And Preparations For Washing The Skin, In	229.067	113.095	978.665	605.489
	340290	Washing And Cleaning Preparations; Surface-active, Whether Or Not Conta	3.050.504	4.809.578	5.674.279	9.618.298

https://www.bps.go.id

Tabel 2. Ekspor Provinsi Asal Barang Dirinci Menurut Kode HS6 Digit, 2020—2021

Provinsi Asal	Kode HS 6	Deskripsi HS 6 Digit	Berat Bersih (Kg)		Nilai FOB (US$)	
			2020	2021	2020	2021
(1)	(2)	(3)	(4)	(5)	(6)	(7)
Banten						
	340311	Lubricating Preparations; For The Treatment Of Textile And Similar Materia	41	4.820	112	16.308
	340319	Lubricating Preparations; (other Than For The Treatment Of Textile And Sin	10.201	4.699	39.210	12.500
	340391	Lubricating Preparations; For The Treatment Of Textile And Similar Materia	363.655	420.620	459.885	473.562
	340399	Lubricating Preparations; Other Than For The Treatment Of Textile And Sim	25.748	15.928	125.712	67.364
	340420	Waxes; Artificial And Prepared, Of Poly(oxyethylene) (polyethylene Glycol)	811	26.000	1.048	90.452
	340490	Waxes; Artificial And Prepared, Other Than Of Polyethylene Glycol	14.390	16.681	36.450	57.425
	340510	Polishes, Creams And Similar Preparations; For Footwear Or Leather, Exclu	7.700	7.744	15.706	21.988
	340540	Scouring Pastes And Powders And Other Scouring Preparations; (whether C	2.539		6.110	
	340590	Polishes, Creams And Similar Preparations; N.e.c. In Heading No. 3405, Excl	240	494	429	11.319
	340600	Candles, Tapers And The Like	4.086	1.507	17.826	7.007
	340700	Modelling Pastes; Preparations Known As Dental Wax, Put Up In Sets, In Pa	1.825	3.898	6.209	11.499
	350300	Gelatin (including Gelatin In Rectangular Sheets, Whether Or Not Surface-w	607	690	6.787	8.808
	350510	Dextrins And Other Modified Starches	380.800	1.536.676	254.409	921.445
	350520	Glues; Based On Starches, Or On Dextrins Or Other Modified Starches	2.400	300	11.640	2.200
	350610	Glues Or Adhesives; Prepared, Products Suitable For Use As Glues Or Adhes	1.264	2.730	45.538	98.052
	350691	Adhesives; Prepared, Based On Polymers Of Heading 3901 To 3913 Or On F	796.228	662.758	1.528.349	1.426.194
	350699	Glues And Other Adhesives; Prepared, N.e.c. In Heading No. 3506, Not Exce	1.156.987	108.866	833.847	38.915
	350790	Enzymes And Prepared Enzymes; Other Than Rennet And Concentrates The	13		72	
	370130	Photographic Plates And Film; In The Flat, Sensitised, Unexposed, With Any	146		6.300	
	370199	Photographic Plates And Film; (for Other Than Colour Photography), In The Flat, Sensitised, U		1		3
	370310	Photographic Paper, Paperboard And Textiles; In Rolls, Sensitised, Unexposed, Of A Width Ex		1		1
	370610	Cinematographic Film; Exposed And Developed, Whether Or Not Incorporating Sound Track		1		1
	380210	Carbon; Activated	3.618.705	1.524.955	5.174.484	2.411.672
	380290	Chemical Products; Activated Natural Mineral Products, Animal Black, Inclu	4.163.945	2.540.395	1.513.429	1.012.662
	380590	Terpenic Oils; Produced By The Treatment Of Coniferous Woods, Crude Dip	17.440	16.800	8.720	7.580
	380610	Rosin And Resin Acids	26.000		31.963	
	380620	Rosin And Resin; Salts Of Rosin, Of Resin Acids Or Of Derivatives Of Rosin Or Resin Acids, Oth		25		145
	380859	Insecticides, Rodenticides, Fungicides, Disinfectants, Herbicides And The Lik	9.709	11.179	78.291	11.252
	380861	Insecticides And The Like; Containing Goods Specified In Subheading Note 2	208	1.928	2.541	7.713
	380862	Insecticides; Containing Goods Specified In Subheading Note 2 To This Chap	21.658	35.903	84.194	136.787
	380869	Insecticides; Containing Goods Named In Subheading Note 2 To This Chapt	98		600	
	380891	Insecticides; Other Than Containing Goods Specified In Subheading Notes 1	2.119.220	2.585.616	4.136.230	5.164.762
	380892	Fungicides; Other Than Containing Goods Specified In Subheading Note 1 T	435.318	596.962	1.384.580	3.227.010
	380893	Herbicides, Anti-sprouting Products And Plant-growth Regulators; Other Th	4.717.220	5.803.102	14.572.646	17.511.397
	380894	Disinfectants; Other Than Containing Goods Specified In Subheading Note 2	8.400	44.927	81.947	461.491
	380899	Rodenticides And Other Similar Products N.e.c. In Heading No. 3808.9; Oth	1.727.032	657.850	2.287.404	1.498.333
	380991	Finishing Agents And Dye Carriers; To Accelerate Dyeing Or Fixing Of Dye-st	5.177.409	7.568.214	7.108.864	12.800.482
	380992	Finishing Agents And Dye Carriers; To Accelerate Dyeing Or Fixing Of Dye-st	1.955.269	2.231.835	1.395.188	1.570.639
	380993	Finishing Agents And Dye Carriers; To Accelerate Dyeing Or Fixing Of Dye-st	401.852	625.185	466.875	652.138
	381090	Fluxes And Other Auxiliary Preparations; For Soldering, Brazing Or Welding,	1.361	103.716	28.272	80.611
	381119	Anti-knock Preparations; Other Than Those Based On Lead Compounds	450	20	1.995	926
	381121	Lubricating Oil Additives; Containing Petroleum Oils Or Oils Obtained From Bituminous Mine		13.729		64.890
	381129	Lubricating Oil Additives; Not Containing Petroleum Oils Or Oils Obtained F	8.627	3.708	80.770	28.060
	381190	Oxidation And Gum Inhibitors, Viscosity Improvers, Anti-corrosive Preparat	171.150	130.892	257.038	198.329
	381210	Rubber Accelerators; Prepared	176.508	263.711	302.727	480.337
	381220	Plasticisers, Compound; For Rubber Or Plastics	35.913	170	56.439	102
	381231	Anti-oxidising Preparations And Other Compound Stabilisers; For Rubber O	54.000	93.120	158.360	266.658
	381239	Anti-oxidising Preparations And Other Compound Stabilisers; For Rubber O	4.072.370	6.416.640	23.802.951	65.388.738
	381300	Fire-extinguishers; Preparations And Charges And Charged Fire-extinguishing Grenades		8		667
	381400	Solvents And Thinners; Organic Composite Solvents And Thinners, N.e.c. Or	29.521	27.238	263.141	126.241
	381511	Catalysts, Supported; Reaction Initiators, Reaction Accelerators And Catalyt	166	40.000	3.818	34.000
	381512	Catalysts, Supported; Reaction Initiators, Reaction Accelerators And Catalyt	144.098	131.226	1.383.983	13.877.029
	381519	Catalysts, Supported; Reaction Initiators, Reaction Accelerators And Catalyt	43	36	2.503	1.963
	381590	Reaction Initiators, Reaction Accelerators And Catalytic Preparations, Unsu	196.498	267.328	503.383	785.146
	381600	Refractory Cements, Mortars, Concretes And Similar Compositions; Other T	685.360	910.185	747.690	828.208
	381700	Mixed Alkylbenzenes And Mixed Alkylnaphthalenes, Other Than Those Of H	29.591.939	30.336.910	31.729.698	40.019.777
	381800	Chemical Elements; Doped For Use In Electronics, In The Form Of Discs, Wa	7.000	240	12.696	126
	381900	Hydraulic Fluids; For Brakes And Other Prepared Liquids For Hydraulic Tran	20.559	30.891	69.015	69.034
	382000	Anti-freezing Preparations And Prepared De-icing Fluids	54.940	1.104.786	140.049	2.195.088
	382311	Industrial Monocarboxylic Fatty Acids, Acid Oils From Refining; Stearic Acid	1.396.925	1	1.171.797	1

https://www.bps.go.id

Tabel 2. Ekspor Provinsi Asal Barang Dirinci Menurut Kode HS6 Digit, 2020—2021

Provinsi Asal	Kode HS 6	Deskripsi HS 6 Digit	Berat Bersih (Kg)		Nilai FOB (US$)	
			2020	2021	2020	2021
(1)	(2)	(3)	(4)	(5)	(6)	(7)
Banten						
	382312	Industrial Monocarboxylic Fatty Acids, Acid Oils From Refining; Oleic Acid	3.999.303	4.370.690	3.827.594	7.930.816
	382319	Industrial Monocarboxylic Fatty Acids; Acid Oils From Refining; (other Than	21.177.631	78.541.898	13.077.645	84.526.773
	382370	Industrial Fatty Alcohols	100		117	
	382410	Binders, Prepared; For Foundry Moulds Or Cores	293.342	224.001	180.197	206.431
	382430	Metal Carbides, Non-agglomerated; Mixed Together Or With Metallic Binde	100		1.400	
	382440	Cements, Mortars Or Concretes; Their Prepared Additives	6.872.670	8.826.140	3.402.828	4.227.272
	382450	Mortars And Concretes; Non-refractory	72.000	264.800	6.102	42.599
	382499	Chemical Products, Mixtures And Preparations; N.e.c. Heading 3824	1.800.571	2.724.616	639.492	1.662.387
	382520	Residual Products Of The Chemical Or Allied Industries, Not Elsewhere Spec	17.060		5.289	
	390110	Ethylene Polymers; In Primary Forms, Polyethylene Having A Specific Gravit	206.968.736	129.688.753	170.744.116	151.795.071
	390120	Ethylene Polymers; In Primary Forms, Polyethylene Having A Specific Gravit	123.295.425	48.353.471	103.810.675	58.888.982
	390130	Ethylene Polymers; In Primary Forms, Ethylene-vinyl Acetate Copolymers	977.340	776.860	583.315	410.378
	390140	Ethylene Polymers; In Primary Forms, Ethylene-alpha-olefin Copolymers, H	1.590.270	9.710.623	1.000.584	6.982.770
	390190	Ethylene Polymers; In Primary Forms, N.e.c. In Heading No. 3901	6.938.558	8.333.868	4.525.106	5.697.512
	390210	Propylene, Other Olefin Polymers; Polypropylene In Primary Forms	95.604.149	1.215.766	84.009.285	900.823
	390230	Propylene, Other Olefin Polymers; Propylene Copolymers In Primary Forms	4.166.525	2.734.009	2.569.796	1.915.773
	390290	Propylene, Other Olefin Polymers; N.e.c. In Heading No. 3902, In Primary F	6.030	31.990	36.798	85.052
	390319	Styrene Polymers; (other Than Expansible Polystyrene), In Primary Forms	23.247.304	29.847.872	17.268.559	21.951.702
	390320	Styrene Polymers; Styrene-acrylonitrile (san) Copolymers, In Primary Forms	242.600	156.000	188.618	128.352
	390330	Styrene Polymers; Acrylonitrile-butadiene-styrene (abs) Copolymers, In Prir	7.848.640	13.062.303	5.866.379	8.932.760
	390390	Styrene Polymers; In Primary Forms, N.e.c. In Heading No. 3903	23.751.095	26.135.171	23.099.421	40.158.640
	390410	Vinyl Chloride, Other Halogenated Olefin Polymers; Poly(vinyl Chloride), No	229.988.046	220.655.327	171.397.969	277.618.372
	390422	Vinyl Chloride, Other Halogenated Olefin Polymers; Plasticised Poly(vinyl Ch	547.080	276.325	732.552	486.930
	390430	Vinyl Chloride, Other Halogenated Olefin Polymers; Vinyl Chloride-vinyl Ace	50	150	348	1.093
	390469	Halogenated Olefin Polymers; Fluoro-polymers (other Than Polytetrafluoro	100		5.407	
	390490	Vinyl Chloride, Other Halogenated Olefin Polymers; N.e.c. In Heading No. 3	700	40	4.168	7
	390512	Poly(vinyl Acetate); In Aqueous Dispersion, In Primary Forms	2.475.875	2.306.853	2.544.356	2.774.784
	390519	Poly(vinyl Acetate); (other Than In Aqueous Dispersion), In Primary Forms	97.000	90.000	180.555	214.254
	390521	Vinyl Acetate Copolymers; In Aqueous Dispersion, In Primary Forms	355.080	189.800	284.730	227.837
	390529	Vinyl Acetate Copolymers; (other Than In Aqueous Dispersion), In Primary F	100.800		71.188	
	390530	Poly(vinyl Alcohol); Whether Or Not Containing Unhydrolysed Acetate Grou	30.050		30.210	
	390599	Vinyl Acetate, Vinyl Ester Polymers, Vinyl Polymers; N.e.c. In Heading No. 3	600	825	1.098	4.050
	390610	Acrylic Polymers; Poly(methyl Methacrylate), In Primary Forms	2.014.635	3.794.916	2.809.344	5.150.982
	390690	Acrylic Polymers; (other Than Polymethyl Methacrylate), In Primary Forms	37.332.214	44.068.035	43.163.857	58.579.392
	390710	Polyacetals; In Primary Forms	695.700	624.329	497.465	410.178
	390730	Epoxide Resins; In Primary Forms	15.223	65.669	32.513	279.978
	390740	Polycarbonates; In Primary Forms	7.262.892	12.352.982	6.418.498	14.049.848
	390750	Alkyd Resins; In Primary Forms	10.940.053	9.788.256	12.873.338	14.626.914
	390761	Poly(ethylene Terephthalate); In Primary Forms, Having A Viscosity Of 78m	84.996.920	84.742.629	68.772.486	91.063.717
	390769	Poly(ethylene Terephthalate); In Primary Forms, Having A Viscosity Of Less	41.305.216	31.565.313	27.586.907	26.974.184
	390791	Polyesters; N.e.c. In Heading No. 3907, Unsaturated, In Primary Forms	114.316	211.083	271.248	505.922
	390799	Polyesters; N.e.c. In Heading No. 3907, Saturated, In Primary Forms	14.674.560	14.931.972	11.487.736	13.753.566
	390810	Polyamides; Polyamide-6, -11, -12, -6,6, -6,9, -6,10 Or -6,12, In Primary For	14.606.192	15.840.460	17.455.774	24.396.906
	390890	Polyamides; N.e.c. In Heading No. 3908, In Primary Forms	135.047	52.366	159.392	317.407
	390910	Amino-resins; Urea And Thiourea Resins, In Primary Forms	4.450	938.802	16.351	990.420
	390920	Amino-resins; Melamine Resins, In Primary Forms	385.690	514.348	567.739	1.014.309
	390931	Amino-resins; N.e.c. In Heading No. 3909, In Primary Forms, Poly(methylen	34.301	44.000	79.474	139.880
	390939	Amino-resins; N.e.c. In Heading No. 3909, In Primary Forms, Other Than Po	29.881	23.960	53.435	50.922
	390940	Phenolic Resins; In Primary Forms	45.538	2.709	230.893	15.150
	390950	Polyurethanes; In Primary Forms	2.256.127	2.930.214	4.824.125	6.207.243
	391000	Silicones; In Primary Forms	479.427	872.689	889.058	1.701.005
	391110	Petroleum Resins, Coumarone, Indene Or Coumarone-indene Resins And P	2.000	75.360	8.352	171.371
	391190	Polysulphides, Polysulphones And Similar Products Of Chemical Synthesis N	96.505	168.025	121.454	240.748
	391231	Cellulose Ethers; Carboxymethylcellulose And Its Salts, In Primary Forms	4.990	18.712	32.479	45.252
	391239	Cellulose Ethers; (other Than Carboxymethylcellulose And Its Salts), In Prim	17.163	17.865	192.325	193.213
	391290	Cellulose And Its Chemical Derivatives; N.e.c. In Item No. 3912, In Primary F	1.540		22.050	
	391310	Polymers, Natural; Alginic Acid, Its Salts And Esters, In Primary Forms	51.840	22.950	559.584	238.955
	391390	Polymers, Natural And Modified Natural; In Primary Forms (excluding Algin	312.757	184.055	715.552	445.313
	391510	Ethylene Polymers; Waste, Parings And Scrap	2.461.568	7.579.019	1.682.014	6.695.238
	391520	Styrene Polymers; Waste, Parings And Scrap	21.000		10.752	

https://www.bps.go.id

Tabel 2. Ekspor Provinsi Asal Barang Dirinci Menurut Kode HS6 Digit, 2020—2021

Provinsi Asal	Kode HS 6	Deskripsi HS 6 Digit	Berat Bersih (Kg)		Nilai FOB (US$)	
			2020	2021	2020	2021
(1)	(2)	(3)	(4)	(5)	(6)	(7)
Banten						
	391530	Vinyl Chloride Polymers; Waste, Parings And Scrap		26.000		14.066
	391590	Plastics N.e.c. In Heading No. 3915; Waste, Parings And Scrap	28.026.990	20.646.653	17.354.514	15.492.641
	391610	Ethylene Polymers; Monofilament, Of Which Any Cross-sectional Dimensio	7.992	1.410	33.604	2.573
	391620	Vinyl Chloride Polymers; Monofilament, Of Which Any Cross-sectional Dimension Exceeds 1r		13		44
	391690	Plastics; Monofilament, Of Plastics N.e.c. In Heading No. 3916, Cross-sectio	4.073	6.561	22.800	31.858
	391710	Plastics; Artificial Guts (sausage Casings) Of Hardened Protein Or Of Cellulo	259	58	4.358	882
	391721	Plastics; Tubes, Pipes And Hoses Thereof, Rigid, Of Polymers Of Ethylene	148.778	59.164	426.807	264.503
	391722	Plastics; Tubes, Pipes And Hoses Thereof, Rigid, Of Polymers Of Propylene	2.206.781	1.696.182	6.946.416	7.571.259
	391723	Plastics; Tubes, Pipes And Hoses Thereof, Rigid, Of Polymers Of Vinyl Chlori	577	567	10.733	3.127
	391729	Plastics; Tubes, Pipes And Hoses Thereof, Rigid, Of Plastics N.e.c. In Heading	3.382.611	1.369.129	9.516.146	3.153.122
	391731	Plastics; Tubes, Pipes And Hoses Thereof, Flexible, Having A Minimum Burs	21.525	32	35.290	170
	391732	Plastics; Tubes, Pipes And Hoses Thereof, Other Than Those Of Item No. 39	5.450	9.933	178.089	210.898
	391739	Plastics; Tubes, Pipes And Hoses Thereof, N.e.c. In Item No. 3917.30	55.354	12.679	274.424	28.692
	391740	Plastics; Tube, Pipe And Hose Fittings (e.g. Joints, Elbows, Flanges)	6.774	6.497	76.655	77.556
	391810	Floor, Wall Or Ceiling Coverings; Of Polymers Of Vinyl Chloride, Whether Or	7.417	810.091	14.757	762.573
	391890	Floor, Wall Or Ceiling Coverings; Of Plastics (excluding Polymers Of Vinyl Ch	112.037	101.001	508.741	541.629
	391910	Plastics; Plates, Sheets, Film, Foil, Tape, Strip, Other Flat Shapes Thereof, Se	54.166	17.335	124.380	61.565
	391990	Plastics; Plates, Sheets, Film, Foil, Tape, Strip, Other Flat Shapes Thereof, Se	40.329	228.276	115.159	750.220
	392010	Plastics; Plates, Sheets, Film, Foil And Strip (not Self-adhesive), Of Polymers	2.026.467	1.213.022	4.206.206	3.195.466
	392020	Plastics; Of Polymers Of Propylene, Plates, Sheets, Film, Foil And Strip (not	1.514.091	961.772	3.642.152	2.549.019
	392030	Plastics; Of Polymers Of Styrene, Plates, Sheets, Film, Foil And Strip (not Sel	250	1	473	4
	392043	Plastics; Polymers Of Vinyl Chloride, Containing By Weight Not Less Than 69	17.206	9.080	38.043	41.625
	392049	Plastics; Polymers Of Vinyl Chloride, Containing By Weight, Less Than 6% Of	870	2.820	1.706	13.038
	392051	Plastics; Of Acrylic Polymers, Polymethyl Methacrylate, Plates, Sheets, Film	42.291.950	31.871.315	107.470.714	92.393.189
	392059	Plastics; Of Acrylic Polymers (excluding Polymethyl Methacrylate), Plates, S	78.515	56.279	331.269	285.452
	392061	Plastics; Plates, Sheets, Film, Foil And Strip (not Self-adhesive), Of Polycarbo	446.683	699	379.418	14.907
	392062	Plastics; Plates, Sheets, Film, Foil And Strip (not Self-adhesive), Of Poly(ethy	52.047.242	51.275.273	112.702.283	117.293.484
	392069	Plastics; Plates, Sheets, Film, Foil And Strip (not Self-adhesive), Of Polyester	428	750	3.658	15.300
	392071	Plastics; Plates, Sheets, Film, Foil And Strip (not Self-adhesive), Of Regenera	750	5	112	56
	392091	Plastics; Plates, Sheets, Film, Foil And Strip (not Self-adhesive), Of Poly(vinyl Butyral), Non-ce		120		12
	392092	Plastics; Plates, Sheets, Film, Foil And Strip (not Self-adhesive), Of Polyamid	7.644.214	7.084.399	21.535.084	22.607.872
	392099	Plastics; Plates, Sheets, Film, Foil And Strip (not Self-adhesive), Of Plastics N	10.828	60	14.002	37
	392111	Plastics; Plates, Sheets, Film, Foil And Strip, Of Polymers Of Styrene, Cellula	9.262	140	17.046	1.817
	392112	Plastics; Plates, Sheets, Film, Foil And Strip, Of Polymers Of Vinyl Chloride, (	452	1.674	3.759	10.123
	392113	Plastics; Plates, Sheets, Film, Foil And Strip, Of Polyurethanes, Cellular	894.323	345.062	3.380.469	2.974.451
	392119	Plastics; Plates, Sheets, Film, Foil And Strip, Of Plastics N.e.c. In Heading No	376.261	568.173	1.027.474	1.585.717
	392190	Plastics; Plates, Sheets, Film, Foil And Strip, Other Than Cellular	1.310.772	944.185	3.007.674	2.158.897
	392210	Plastics; Baths, Shower-baths, Sinks And Wash-basins	2.776	1	17.047	17
	392220	Plastics; Lavatory Seats And Covers	68.415	96.042	791.570	1.157.997
	392290	Plastics; Bidets, Lavatory Pans, Flushing Cisterns And Similar Sanitary Ware	67	1.352	1.788	8.972
	392310	Plastics; Boxes, Cases, Crates And Similar Articles For The Conveyance Or Pa	693.083	596.875	3.292.748	3.017.887
	392321	Ethylene Polymers; Sacks And Bags (including Cones), For The Conveyance	11.069.939	10.985.067	20.267.874	24.695.974
	392329	Plastics; Sacks And Bags (including Cones), For The Conveyance Or Packing	3.545.404	2.608.090	10.950.601	8.586.766
	392330	Plastics; Carboys, Bottles, Flasks And Similar Articles, For The Conveyance C	702.833	1.316.092	2.269.953	9.966.584
	392340	Plastics; Spools, Cops, Bobbins And Similar Supports, For The Conveyance C	17.454	31.693	210.028	230.230
	392350	Plastics; Stoppers, Lids, Caps And Other Closures, For The Conveyance Or P	488.114	115.949	855.598	676.626
	392390	Plastics; Articles For The Conveyance Or Packing Of Goods N.e.c. In Heading	270.115	375.725	600.829	964.956
	392410	Plastics; Tableware And Kitchenware	934.611	530.995	2.562.405	2.362.410
	392490	Plastics; Household Articles And Hygienic Or Toilet Articles	214.291	521.071	683.097	1.378.492
	392510	Plastics; Builders' Ware, Reservoirs, Tanks, Vats And Similar Containers Of A	27.424	45.331	137.096	152.750
	392520	Plastics; Builders' Ware, Doors, Windows And Their Frames And Thresholds	14.737	35.135	40.743	135.208
	392530	Plastics; Builders' Ware, Shutters, Blinds (including Venetian Blinds) And Sir	232.077	432.959	2.639.588	2.736.618
	392590	Plastics; Builders' Ware, N.e.c. Or Included In Heading No. 3925	1.234.568	987.544	5.000.090	4.671.202
	392610	Plastics; Office Or School Supplies	453.766	619.260	1.256.861	1.683.473
	392620	Plastics; Articles Of Apparel And Clothing Accessories (including Gloves, Mit	451.392	47.027	1.038.739	225.208
	392630	Plastics; Fittings For Furniture, Coachwork Or The Like	3.481	15.277	85.209	139.734
	392640	Plastics; Statuettes And Other Ornamental Articles	6.115	5.299	23.791	68.714
	392690	Plastics; Other Articles N.e.c. In Chapter 39	819.517	1.047.011	3.951.955	11.250.387
	400110	Rubber; Natural Rubber Latex, Whether Or Not Pre-vulcanised, In Primary F	3.895	6.355	11.374	19.266
	400121	Rubber; Natural (excluding Latex), In Smoked Sheets		18.306		42.470

https://www.bps.go.id

Tabel 2. Ekspor Provinsi Asal Barang Dirinci Menurut Kode HS6 Digit, 2020—2021

Provinsi Asal	Kode HS 6	Deskripsi HS 6 Digit	Berat Bersih (Kg)		Nilai FOB (US$)	
			2020	2021	2020	2021
(1)	(2)	(3)	(4)	(5)	(6)	(7)
Banten						
	400122	Rubber; Technically Specified Natural Rubber (tsnr), In Primary Forms Or In	5.786.400	7.257.600	7.548.680	11.959.299
	400211	Rubber; Synthetic, Styrene-butadiene Rubber (sbr) And Carboxylated Styre	35.150.388	35.338.165	23.977.169	30.388.578
	400219	Rubber; Synthetic, Styrene-butadiene Rubber (sbr) And Carboxylated Styre	50.868.038	80.522.822	66.522.102	135.493.696
	400220	Rubber; Synthetic, Butadiene Rubber (br), In Primary Forms Or In Plates, Sh	7.749.574	17.109.409	9.231.667	28.457.985
	400241	Rubber; Synthetic, Chloroprene (chlorobutadiene) Rubber (cr), Latex, In Primary Forms Or In		6.000		26.624
	400249	Rubber; Synthetic, Chloroprene (chlorobutadiene) Rubber (cr), (other Than	2.000	50	10.404	281
	400270	Rubber; Synthetic, Ethylene-propylene-non-conjugated Diene Rubber (epd	21.650		55.635	
	400280	Rubber; Mixtures Of Natural And Synthetic Rubbers Of Heading No. 4001 A	1.411.341		1.581.522	
	400291	Rubber; Synthetic, N.e.c. In Heading 4002, Latex, In Primary Forms Or In Plates, Sheets Or Str		1		3
	400299	Rubber; Synthetic, N.e.c. In Heading 4002, (other Than Latex), In Primary F	11.160	23	43.474	254
	400300	Rubber; Reclaimed Rubber, In Primary Forms Or In Plates, Sheets Or Strip	373.241	837.273	117.687	306.009
	400400	Rubber; Waste, Parings And Scrap Of Rubber (other Than Hard Rubber) An	1.144.871	639.392	359.788	219.579
	400510	Rubber; Unvulcanised, Compounded With Carbon Black Or Silica, In Primar	91.305	108.283	524.907	1.003.989
	400520	Rubber; Unvulcanised, Compounded, Solutions And Dispersions Other Than Those Of Item N		30		16
	400591	Rubber; Unvulcanised, (compounded Other Than With Carbon Black Or Sili	9.955	0	11.151	8
	400599	Rubber; Unvulcanised, (compounded Other Than With Carbon Black Or Sili	66.419	58.874	632.847	577.462
	400610	Rubber; Unvulcanised, Camel-back Strips For Retreading Rubber Tyres	11.557		33.760	
	400690	Rubber; Unvulcanised, Other Than Camel Back Strips For Retreading Rubbe	78	1.045	3.204	14.887
	400811	Rubber; Vulcanised (other Than Hard Rubber), In Plates, Sheets And Strip Of Cellular Rubber		5		2.250
	400819	Rubber; Vulcanised (other Than Hard Rubber), Cellular Rubber, (other Thar	7.133	4.116	109.222	62.994
	400821	Rubber; Vulcanised (other Than Hard Rubber), In Plates, Sheets And Strip, (	568.920	473.255	1.100.001	884.860
	400829	Rubber; Vulcanised (other Than Hard Rubber), Non-cellular Rubber, In Form	184	101	17.219	8.030
	400911	Rubber; Vulcanised (other Than Hard Rubber), Tubing, Piping And Hoses, N	56.553	61.902	828.076	696.958
	400912	Rubber; Vulcanised (other Than Hard Rubber), Tubing, Piping And Hoses, Not Reinforced Or (		606		5.556
	400921	Rubber; Vulcanised (other Than Hard Rubber), Tubing, Piping And Hoses, R	112	1.771	801	10.160
	400922	Rubber; Vulcanised (other Than Hard Rubber), Tubing, Piping And Hoses, R	2.718	102	167.668	1.366
	400931	Rubber; Vulcanised (other Than Hard Rubber), Tubing, Piping And Hoses, R	2.157	126	30.007	573
	400932	Rubber; Vulcanised (other Than Hard Rubber), Tubing, Piping And Hoses, R	87		700	
	400941	Rubber; Vulcanised (other Than Hard Rubber), Tubing, Piping And Hoses, R	1	279	5	7.561
	400942	Rubber; Vulcanised (other Than Hard Rubber), Tubing, Piping And Hoses, R	11	25.554	28	261.026
	401012	Rubber; Vulcanised, Conveyor Belts Or Belting, Reinforced Only With Textil	59.363	49.540	269.763	287.200
	401019	Rubber; Vulcanised, Conveyor Belts Or Belting, (reinforced With Other Than Metal Only Or T		1		196
	401031	Rubber; Vulcanised, Endless Transmission Belts Of Trapezoidal Cross-sectio	1.778.518	1.958.768	11.620.606	11.110.410
	401032	Rubber; Vulcanised, Endless Transmission Belts Of Trapezoidal Cross-sectio	47.968	58.992	186.919	227.175
	401034	Rubber; Vulcanised, Endless Transmission Belts Of Trapezoidal Cross-sectio	32.014	39.792	118.089	145.430
	401035	Rubber; Vulcanised, Endless Synchronous Belts, Of An Outside Circumferen	1.822	3.236	78.539	103.604
	401036	Rubber; Vulcanised, Endless Synchronous Belts, Of An Outside Circumference Exceeding 150		3		269
	401039	Rubber; Vulcanised, Conveyor Or Transmission Belts Or Belting, N.e.c. In He	1.120.248	1.686.038	13.155.905	20.128.549
	401110	Rubber; New Pneumatic Tyres, Of A Kind Used On Motor Cars (including St	102.092.143	100.282.957	289.563.974	288.684.454
	401120	Rubber; New Pneumatic Tyres, Of A Kind Used On Buses Or Lorries	19.460.970	18.520.135	52.788.907	50.297.300
	401130	Rubber; New Pneumatic Tyres, Of A Kind Used On Aircraft		30.740		532.793
	401140	Rubber; New Pneumatic Tyres, Of A Kind Used On Motorcycles	2.504.843	2.821.887	6.983.321	8.364.371
	401150	Rubber; New Pneumatic Tyres, Of A Kind Used On Bicycles	1.719.865	4.122.390	4.626.855	13.449.260
	401180	Rubber; New Pneumatic Tyres, Of A Kind Used On Construction, Mining Or	61.925	183.736	168.763	545.367
	401190	Rubber; New Pneumatic Tyres, Of A Kind Used On Light Commercial Vehicl	909		2.088	
	401213	Retreaded Tyres; Of A Kind Used On Aircraft	78.750	23.283	88.455	98.027
	401290	Rubber; Tyres N.e.c. In Heading No. 4012	356.305	283.332	531.656	430.950
	401310	Rubber; Inner Tubes, Of A Kind Used On Motorcars (including Station Wag	427.323	256.136	1.339.950	849.718
	401320	Rubber; Inner Tubes, Of A Kind Used On Bicycles	744.209	2.187.824	3.064.756	11.587.792
	401390	Rubber; Inner Tubes, N.e.c. In Heading No. 4013	859.160	901.491	2.762.185	2.994.795
	401410	Rubber; Vulcanised (other Than Hard Rubber), Sheath Contraceptives	32.183	20.565	402.763	290.266
	401490	Rubber; Vulcanised (other Than Hard Rubber), Hygienic Or Pharmaceutical	474.302	14.930	8.952.472	296.389
	401519	Rubber; Vulcanised (other Than Hard Rubber), Gloves, Mittens And Mitts O	897.311	936.499	6.747.853	8.730.601
	401590	Rubber; Vulcanised (other Than Hard Rubber), Articles Of Apparel And Clothing Accessories (		60		949
	401610	Rubber; Vulcanised (other Than Hard Rubber), Moulded Rubber Mats And	28.187	160.058	551.496	2.079.939
	401691	Rubber; Vulcanised (other Than Hard Rubber), Floor Coverings And Mats, C	4.086	2.948	1.998	1.970
	401692	Rubber; Vulcanised (other Than Hard Rubber), Erasers, Of Non-cellular Rubber		4		50
	401693	Rubber; Vulcanised (other Than Hard Rubber), Gaskets, Washers And Othe	71.801	76.834	1.708.339	1.906.083
	401695	Rubber; Vulcanised (other Than Hard Rubber), Inflatable Articles (other Than Boat Or Dock F		6		59
	401699	Rubber; Vulcanised (other Than Hard Rubber), Articles N.e.c. In Heading No	213.499	300.741	1.685.758	2.208.994

https://banten.bps.go.id

Tabel 2. Ekspor Provinsi Asal Barang Dirinci Menurut Kode HS6 Digit, 2020—2021

Provinsi Asal	Kode HS 6	Deskripsi HS 6 Digit	Berat Bersih (Kg)		Nilai FOB (US$)	
			2020	2021	2020	2021
(1)	(2)	(3)	(4)	(5)	(6)	(7)
Banten						
	401700	Rubber; Ebonite And Other Hard Rubbers In All Forms, Including Waste Anc	0	298	1	2.194
	410419	Tanned Or Crust Hides And Skins; Bovine Or Equine, Without Hair On, In Th	169		5.121	
	410441	Tanned Or Crust Hides And Skins; Bovine Or Equine, Without Hair On, In Th	695		18.759	
	410640	Tanned Or Crust Hides And Skins; Of Reptiles, Whether Or Not Split, But Not Further Prepare		131		16.842
	410719	Leather; Further Prepared After Tanning Or Crusting, Including Parchment-	6.671	6.548	78.970	122.824
	410799	Leather; Further Prepared After Tanning Or Crusting, Incl. Parchment-dress	25.927	10.040	369.886	131.935
	411200	Leather; Further Prepared After Tanning Or Crusting, Including Parchment Dressed Leather, (		364		1.873
	411310	Leather; Further Prepared After Tanning Or Crusting, Including Parchment-dressed Leather, \		8		333
	411320	Leather; Further Prepared After Tanning Or Crusting, Including Parchment-	454		8.404	
	411390	Leather; Further Prepared After Tanning Or Crusting, Including Parchment-dressed Leather, (		197		9.884
	411510	Leather; Composition Leather With A Basis Of Leather Or Leather Fibre, In S	2.830	4.306	33.320	50.253
	420100	Saddlery And Harness; For Any Animal (including Traces, Leads, Knee Pads,	19.534	65.798	200.011	548.953
	420211	Cases And Containers; Trunks, Suit-cases, Vanity-cases, Executive-cases, Bri	838	253.765	5.964	5.741.627
	420212	Cases And Containers; Trunks, Suit-cases, Vanity-cases, Executive-cases, Bri	917.417	1.483.302	15.678.187	24.598.006
	420219	Cases And Containers; Trunks, Suit-cases, Vanity-cases, Executive-cases, Bri	985	5.076	18.275	18.879
	420221	Cases And Containers; Handbags (whether Or Not With Shoulder Strap Anc	20.949	20.295	683.272	559.368
	420222	Cases And Containers; Handbags (whether Or Not With Shoulder Strap Anc	31	1.705	212	20.391
	420229	Cases And Containers; Handbags (whether Or Not With Shoulder Strap Anc	3.899	3.660	73.061	274.780
	420231	Cases And Containers; Of A Kind Normally Carried In The Pocket Or In The H	6.116	6.377	624.803	660.875
	420232	Cases And Containers; Of A Kind Normally Carried In The Pocket Or In The Handbag, With Ou		51		1.023
	420239	Cases And Containers; Of A Kind Normally Carried In The Pocket Or In The H	35	341	391	1.148
	420291	Cases And Containers; N.e.c. In Heading 4202, With Outer Surface Of Leath	23	108	1.018	4.240
	420292	Cases And Containers; N.e.c. In Heading 4202, With Outer Surface Of Sheet	301.263	513.360	5.092.556	9.088.569
	420299	Cases And Containers; N.e.c. In Heading 4202, Of Vulcanised Fibre Or Of Pa	3.241	4.102	75.746	122.805
	420310	Apparel; Articles Of Apparel, Of Leather Or Of Composition Leather	3.027	204	56.676	4.705
	420321	Clothing Accessories; Gloves, Mittens And Mitts, Specially Designed For Use	12.910	1	801.645	12
	420329	Clothing Accessories; Gloves, Mittens And Mitts, N.e.c. In Heading No. 4203	35.347	8	160.445	1.085
	420330	Clothing Accessories; Belts And Bandoliers, Of Leather Or Of Composition L	686	785	52.329	91.253
	420500	Leather Articles; N.e.c. In Chapter 42, Of Leather Or Composition Leather		7		175
	430310	Furskin Articles; Apparel And Clothing Accessories		10.000		13.000
	430390	Furskin Articles; Other Than Apparel And Clothing Accessories	4		315	
	430400	Fur, Artificial; Articles Thereof	990		16.229	
	440111	Wood; For Fuel, In Logs, In Billets, In Twigs, In Faggots Or Similar Forms, Wh	19.500		4.095	
	440121	Wood; For Fuel, In Chips Or Particles, Coniferous, Whether Or Not Agglome	41.020	3.115	5.500	190
	440131	Wood; For Fuel, Sawdust And Wood Waste And Scrap, Agglomerated In Log	7.411.470	9.155.500	853.321	988.307
	440139	Wood; For Fuel, Sawdust And Wood Waste And Scrap, Agglomerated In Log	205.680	466.962	197.922	462.790
	440210	Wood; Charcoal Of Bamboo (including Shell Or Nut Charcoal), Whether Or I	21.457	14.898	6.252	8.199
	440290	Wood; Charcoal Of Wood Other Than Bamboo (including Shell Or Nut Char	8.632.497	7.659.558	5.633.322	6.133.756
	440349	Wood, Tropical; Other Than Dark Red Meranti, Light Red Meranti And Meranti Bakau, In The		3.955		27.685
	440420	Wood; Non-coniferous, Split Poles, Piles, Pickets, Stakes, Pointed But Not Sawn Lengthwise; S		21.780		1.329
	440500	Wood; Wood Wool And Wood Flour	589.580	159.900	443.791	89.200
	440711	Wood; Coniferous Species, Of Pine (pinus Spp.), Sawn Or Chipped Lengthwi	42.232		51.908	
	440721	Wood, Tropical; As Specified In Subheading Note 2 To This Chapter, Mahog	36.380	41.231	58.939	67.068
	440722	Wood, Tropical; Virola, Imbuia And Balsa, Sawn Or Chipped Lengthwise, Sli	67.234	8.901	229.836	25.383
	440725	Wood, Tropical; Dark Red Meranti, Light Red Meranti And Meranti Bakau, S	37.911		80.219	
	440727	Wood, Tropical; Sapelli, Sawn Or Chipped Lengthwise, Sliced Or Peeled, Wh	693.485	69.044	1.341.453	157.567
	440728	Wood, Tropical; Iroko, Sawn Or Chipped Lengthwise, Sliced Or Peeled, Whe	15.232	47.177	22.200	85.969
	440729	Wood, Tropical, N.e.c. In Item No. 4407.2, Sawn Or Chipped Lengthwise, Sli	1.000.513	617.288	1.027.696	776.264
	440799	Wood; Sawn Or Chipped Lengthwise, Sliced Or Peeled, Of A Thickness Exce	66.942	146.702	87.516	347.433
	440810	Wood; Coniferous, Sheets For Veneering (including Those Obtained By Slici	36		3.156	
	440890	Wood; N.e.c. In Heading No. 4408, Sheets For Veneer Or Plywood, Other W	899.299	141.853	1.159.005	161.465
	440910	Wood; Coniferous (including Unassembled Strips And Friezes For Parquet F	119.801	1.152.576	249.709	2.177.947
	440922	Wood; Tropical (including Unassembled Strips And Friezes For Parquet Floc	6.038.020	8.044.876	9.505.626	11.931.864
	440929	Wood; Non-coniferous, Other Than Bamboo Or Tropical Wood, (including L	2.916.262	2.991.141	3.227.904	3.961.399
	441112	Medium Density Fibreboard (mdf), Of A Thickness Not Exceeding 5 Mm	77.376	260.400	63.585	225.246
	441114	Medium Density Fibreboard (mdf), Of A Thickness Exceeding 9 Mm		47		90
	441231	Plywood; Consisting Only Of Sheets Of Wood (not Bamboo), Each Ply 6mm	38.498.775	23.048.646	27.176.972	19.285.628
	441233	Plywood; With Sheets Of Wood Only; Not Bamboo; Each Ply 6mm Or Less, '	7.725.381	38.975.321	5.758.098	32.260.632
	441234	Plywood; Consisting Only Of Sheets Of Wood (not Bamboo), Each Ply 6mm Or Thinner, With		14		11
	441239	Plywood; Consisting Only Of Sheets Of Wood (not Bamboo), Each Ply 6mm Or Thinner, With		1		3

https://banten.bps.go.id

Tabel 2. Ekspor Provinsi Asal Barang Dirinci Menurut Kode HS6 Digit, 2020—2021

Provinsi Asal	Kode HS 6	Deskripsi HS 6 Digit	Berat Bersih (Kg)		Nilai FOB (US$)	
			2020	2021	2020	2021
(1)	(2)	(3)	(4)	(5)	(6)	(7)
Banten						
	441299	Plywood, Veneered Panels And Similar Laminated Wood (other Than Block	2.788.748	8.133.912	3.059.171	10.595.932
	441510	Wood; Cases, Boxes, Crates, Drums, Similar Packings And Cable-drums	9.568	40.247	2.500	71.345
	441520	Wood; Pallets, Box Pallets And Other Load Boards; Pallet Collars	1.321.170	581.882	319.402	242.551
	441875	Wood; Assembled Flooring Panels, Not Of Bamboo Or With At Least The To	146.383	45.413	473.123	134.389
	441879	Wood; Assembled Flooring Panels, N.e.c In Headings 4418.73, 4418.74 Or 4	261.778	225.211	809.840	591.216
	441899	Wood; Builders' Joinery And Carpentry Of Wood N.e.c. In Heading No. 4418	5.416.591	5.807.009	13.155.651	16.260.216
	441990	Tableware And Kitchenware, Of Wood; Not Of Bamboo	1.217	20.005	10.171	52.023
	442090	Wood; Marquetry And Inlaid Wood, Caskets And Cases For Jewellery Or Cu	366.339	85.857	530.485	123.819
	442110	Wood; Clothes Hangers	63	6	240	16
	442191	Wood; Of Bamboo, Articles N.e.c. In Heading No. 4414 To 4420 (excluding (	1.183	865	4.696	14.335
	442199	Wood; Not Of Bamboo, Articles N.e.c. In Heading No. 4414 To 4420 (exclud	2.090.408	1.167.706	1.357.109	779.935
	450390	Cork; Articles Of Natural Cork Other Than Corks And Stoppers	1.226	1	21.191	4
	460122	Plaiting Materials, Plaits And Similar Products Of Plaiting Materials; Mats, M	3.311	6.179	73.162	139.148
	460129	Plaiting Materials, Plaits And Similar Products Of Plaiting Materials; Mats, M	19.659	39.158	178.135	392.973
	460193	Plaiting Materials, Plaits And Similar Products Of Plaiting Materials; (not Mats, Matting Or Sc		168		1.734
	460199	Plaiting Materials, Plaits And Similar Products Of Plaiting Materials; Product	7.813		4.130	
	460211	Basketwork, Wickerwork And Other Articles; Of Bamboo, Made Directly To Shape From Plaiti		3		5
	460212	Basketwork, Wickerwork And Other Articles; Of Rattan, Made Directly To Sl	825.423	898.811	4.234.080	5.167.643
	460219	Basketwork, Wickerwork And Other Articles; Of Vegetable Materials (not B	3.293	68.587	28.999	371.935
	460290	Basketwork, Wickerwork And Other Articles; Of Non-vegetable Materials, M	5.359	4.177	21.609	57.707
	470610	Pulp; Cotton Linters Pulp		80		42
	480255	Uncoated Paper And Paperboard (not 4801 Or 4803); Printing, Writing Or G	10.770.427	11.681.594	9.784.514	12.025.159
	480256	Uncoated Paper And Paperboard (not 4801 Or 4803); Printing, Writing Or G	21.170.891	18.664.229	25.166.526	23.129.086
	480257	Uncoated Paper And Paperboard (not 4801 Or 4803); Printing, Writing Or G	30.338.512	28.443.712	29.683.772	30.329.243
	480258	Uncoated Paper And Paperboard (not 4801 Or 4803); Printing, Writing Or G	3.251.536	3.213.300	3.922.597	3.997.886
	480300	Tissue, Towel, Napkin Stock Or Similar; For Household Or Sanitary Use, Cell	219.830	1.530.444	436.106	5.450.523
	480419	Kraft Paper And Paperboard; Kraftliner, Uncoated, Bleached, In Rolls Or Sh	132.664	93.883	124.112	93.037
	480431	Kraft Paper And Paperboard; Uncoated, Unbleached, Weight 150g/m2 Or L	7.766	71.859	11.396	64.910
	480439	Kraft Paper And Paperboard; Uncoated, Bleached, Weight 150g/m2 Or Less	60.366		25.194	
	480511	Paper And Paperboard; Uncoated, Semi-chemical Fluting Paper, Rolls Or Sh	3.180.803		930.190	
	480519	Paper And Paperboard; Uncoated, Fluting Paper Other Than Semi-chemical	188.626.414	49.887.449	66.333.824	23.675.670
	480524	Paper & Paperboard; Uncoated, Testliner (recycled Linerboard), Weight 15	6.978.746	17.074.775	2.592.583	8.893.343
	480525	Paper & Paperboard; Uncoated, Testliner (recycled Linerboard), Weight Ov	4.515.820	3.600.937	1.663.799	1.836.583
	480550	Paper And Paperboard; Felt Paper And Paperboard, Uncoated, In Rolls Or Sheets		21.000		13.440
	480591	Paper And Paperboard; Uncoated, Weight 150g/m2 Or Less, In Rolls Or She	42.862.124	49.225.924	23.259.154	33.536.762
	480592	Paper And Paperboard; Uncoated, Weight More Than 150g/m2 But Less Th	6.082.883	8.764.934	3.550.930	5.909.519
	480620	Paper; Greaseproof Papers, In Rolls Or Sheets		1.146.401		1.447.153
	480640	Paper; Glassine And Other Glazed Transparent Or Translucent Papers, In Ro	39.716	46.425	92.636	110.338
	480810	Paper And Paperboard; Corrugated, Whether Or Not Perforated, In Rolls Or Sheets, Other Th		3.488		15.126
	481013	Paper And Paperboard; Coated With Kaolin Or Other Inorganic Substances,	600.956	544.079	1.182.146	1.088.928
	481019	Paper And Paperboard; Coated With Kaolin Or Other Inorganic Substances,	1.669.640	1.477.586	1.315.091	1.308.958
	481029	Paper And Paperboard; Coated With Kaolin Or Other Inorganic Substances	94.956.722	97.799.158	76.878.941	100.542.481
	481032	Kraft Paper And Paperboard; Uniformly Bleached Throughout, Coated With	299.708	340.222	282.845	328.681
	481092	Paper And Paperboard; Multi-ply, Coated With Kaolin Or Other Inorganic Su	100.054.883	84.564.486	54.856.737	62.768.249
	481110	Paper And Paperboard; Tarred, Bituminised Or Asphalted, In Rolls Or Sheet	12.226		16.505	
	481141	Paper And Paperboard; Self-adhesive, In Rolls Or Sheets, Other Than Goods	23.080	18.867	59.238	48.446
	481149	Paper And Paperboard; Gummed Or Adhesive Paper And Paperboard (excl	88.091	82.642	174.022	184.109
	481151	Paper And Paperboard; Coated, Impregnated Or Covered With Plastics (exc	371		5.700	
	481159	Paper And Paperboard; Coated, Impregnated Or Covered With Plastics (exc	13.061.046	19.031.882	14.470.458	23.572.527
	481190	Paper, Paperboard, Cellulose Wadding And Webs Of Soft Cellulose Fibres; (	955.046	1.844.897	4.323.798	3.712.564
	481310	Paper, Cigarette; In The Form Of Booklets Or Tubes	8.905		14.000	
	481810	Paper Articles; Toilet Paper	163.320.953	927.040	23.554.701	1.143.707
	481820	Paper Articles; Handkerchiefs, Cleansing Or Facial Tissues And Towels	252.777.826	516.084	38.743.792	927.871
	481830	Paper Articles; Tablecloths And Serviettes, Of Paper, Cellulose Wadding Or	25.987.725	183.602	4.530.064	301.594
	481910	Paper And Paperboard; Cartons, Boxes And Cases, Of Corrugated Paper Or	454.995	284.440	541.645	406.163
	481920	Paper And Paperboard; Folding Cartons, Boxes And Cases, Of Non-corrugat	982.111	1.001.631	1.411.417	1.708.817
	481930	Paper And Paperboard; Sacks And Bags Of Paper, Paperboard, Cellulose Wa	1	582	1	1.857
	481940	Paper And Paperboard; Sacks And Bags, Including Cones, Of Paper, Paperb	750.123	485.880	2.040.638	1.468.740
	481950	Paper And Paperboard; Packing Containers, Including Record Sleeves, Of Pa	182.041	431.791	363.810	876.773
	481960	Paper And Paperboard; Box Files, Letter Trays, Storage Boxes And Similar A	1		12	

https://www.bps.go.id

Tabel 2. Ekspor Provinsi Asal Barang Dirinci Menurut Kode HS6 Digit, 2020—2021

Provinsi Asal	Kode HS 6	Deskripsi HS 6 Digit	Berat Bersih (Kg)		Nilai FOB (US$)	
			2020	2021	2020	2021
(1)	(2)	(3)	(4)	(5)	(6)	(7)
Banten						
	482010	Paper And Paperboard; Registers, Account Books, Note Books, Order Books	383.663	581.229	759.856	1.159.473
	482030	Paper And Paperboard; Binders, Folders And File Covers	97.529	66.206	246.220	159.406
	482050	Paper And Paperboard; Albums For Samples Or For Collections		3		7
	482090	Paper Or Paperboard; Stationery N.e.c. In Heading No. 4820	120.255	200.797	764.726	1.396.935
	482110	Paper And Paperboard; Labels Or All Kinds, Printed	478	19	4.731	28
	482190	Paper And Paperboard; Labels Of All Kinds, Unprinted	1	1.696	4	8.947
	482210	Paper Pulp, Paper Or Paperboard; Bobbins, Spools, Cops And Similar Suppo	144.820	227.895	218.641	301.677
	482290	Paper Pulp, Paper Or Paperboard; Bobbins, Spools, Cops And Similar Suppo	1.733.872	1.686.577	2.467.138	2.638.352
	482340	Paper And Paperboard; Rolls, Sheets And Dials, Printed For Self-recording A	44.527	253	69.389	1.370
	482369	Paper And Paperboard; Trays, Dishes, Plates, Cups And The Like, Of Paper (	314.347	120.079	835.635	360.606
	482370	Paper Pulp; Moulded Or Pressed Articles Or Paper Pulp		8.870		21.292
	482390	Paper Pulp, Paper, Paperboard, Cellulose Wadding Or Webs Of Cellulose Fil	652.695	311.575	2.001.336	1.384.462
	490110	Printed Matter; In Single Sheets, Whether Or Not Folded	194.983	212	1.125.553	1.122
	490199	Printed Matter; Books, Brochures, Leaflets And Similar Printed Matter N.e.(	59.015	9.402	794.803	128.259
	490210	Newspapers, Journals And Periodicals; Whether Or Not Illustrated Or Containing Advertising		51		580
	490290	Newspapers, Journals And Periodicals; Whether Or Not Illustrated Or Conta	11	49.601	5	496.904
	490300	Printed Matter; Children's Picture, Drawing Or Colouring Books	18.652		24.521	
	490700	Unused Postage, Revenue Or Similar Stamps Of Current Or New Issue In Th	13	98	58	775
	490810	Printed Matter; Transfers (decalcomanias), Vitrifiable	4.537	232	15.947	17.759
	490890	Printed Matter; Transfers (decalcomanias), Other Than Vitrifiable	96	71	4.171	1.677
	490900	Printed Or Illustrated Postcards; Printed Cards Bearing Personal Greetings,	131	21	572	379
	491000	Calendars; Printed, Of Any Kind, Including Calendar Blocks	1.715	872	9.294	5.601
	491110	Printed Matter; Trade Advertising Material, Commercial Catalogues And Th	54.179	99.600	1.330.857	2.371.425
	491191	Printed Matter; Pictures, Designs And Photographs, N.e.c. In Item No. 4911	1	44	40	1.574
	491199	Printed Matter; N.e.c. In Heading No. 4911	628	2.019	13.941	21.684
	500710	Silk; Woven Fabrics Of Noil Silk	149	0	31.220	2
	500790	Silk; Woven Fabrics N.e.c. In Heading No. 5007	18		2.583	
	510610	Yarn; Of Carded Wool, Containing 85% Or More By Weight Of Wool, Not Pu	268		3.883	
	510990	Yarn; Of Wool Or Of Fine Animal Hair, Containing Less Than 85% By Weight Of Wool Or Fine		2		21
	520100	Cotton; Not Carded Or Combed		265.132		609.403
	520210	Cotton; Yarn Waste (including Thread Waste)	248.201		267.734	
	520299	Cotton; Waste Other Than Garnetted Stock And Yarn (including Thread) Wa	88.694	59.000	163.953	129.952
	520300	Cotton; Carded Or Combed	3.069.311	1.232.041	6.176.485	2.702.723
	520411	Cotton; Sewing Thread, Containing 85% Or More By Weight Of Cotton, Not Put Up For Retail		8		136
	520511	Cotton Yarn; (not Sewing Thread), Single, Of Uncombed Fibres, 85% Or Mo	625.722		941.689	
	520512	Cotton Yarn; (not Sewing Thread), Single, Of Uncombed Fibres, 85% Or Mo	29.687.264	18.602.459	64.844.426	49.896.501
	520513	Cotton Yarn; (not Sewing Thread), Single, Of Uncombed Fibres, 85% Or Mo	4.202.228	7.530.923	14.223.479	27.130.770
	520514	Cotton Yarn; (not Sewing Thread), Single, Of Uncombed Fibres, 85% Or Mo	345.434	79.148	476.531	224.718
	520521	Cotton Yarn; (not Sewing Thread), Single, Of Combed Fibres, 85% Or More	310.477	930.481	802.902	2.486.617
	520522	Cotton Yarn; (not Sewing Thread), Single, Of Combed Fibres, 85% Or More	2.026.110	4.145.979	5.193.831	13.909.710
	520523	Cotton Yarn; (not Sewing Thread), Single, Of Combed Fibres, 85% Or More	1.686.416	5.681.384	4.609.683	19.651.243
	520524	Cotton Yarn; (not Sewing Thread), Single, Of Combed Fibres, 85% Or More	1.580.835	1.131.119	4.077.333	4.329.893
	520526	Cotton Yarn; (not Sewing Thread), Single, Of Combed Fibres, 85% Or More	9.955	80.984	81.370	642.010
	520532	Cotton Yarn; (not Sewing Thread), Multiple Or Cabled, Of Uncombed Fibres	320.972	225.944	766.597	671.275
	520533	Cotton Yarn; (not Sewing Thread), Multiple Or Cabled, Of Uncombed Fibres	55.657	64.242	187.887	246.007
	520534	Cotton Yarn; (not Sewing Thread), Multiple Or Cabled, Of Uncombed Fibres, 85% Or More By		100		1.133
	520543	Cotton Yarn; (not Sewing Thread), Multiple Or Cabled, Of Combed Fibres, 8	14.432		94.622	
	520544	Cotton Yarn; (not Sewing Thread), Multiple Or Cabled, Of Combed Fibres, 8	15.910	81.826	71.460	387.582
	520547	Cotton Yarn; (not Sewing Thread), Multiple Or Cabled, Of Combed Fibres, 8	29.232	12.440	183.157	79.519
	520611	Cotton Yarn; (not Sewing Thread), Single, Of Uncombed Fibres, Less Than 8	26.713		164.837	
	520612	Cotton Yarn; (not Sewing Thread), Single, Of Uncombed Fibres, Less Than 8	126.679	468.687	380.398	1.556.402
	520614	Cotton Yarn; (not Sewing Thread), Single, Of Uncombed Fibres, Less Than 8	88.585	186.741	339.043	823.038
	520622	Cotton Yarn; (not Sewing Thread), Single, Of Combed Fibres, Less Than 85%	20.287	60.340	63.798	327.341
	520623	Cotton Yarn; (not Sewing Thread), Single, Of Combed Fibres, Less Than 85%	404.961	209.988	1.808.281	872.853
	520624	Cotton Yarn; (not Sewing Thread), Single, Of Combed Fibres, Less Than 85%	78.631	27.330	447.006	131.156
	520625	Cotton Yarn; (not Sewing Thread), Single, Of Combed Fibres, Less Than 85% By Weight Of Co		2.064		12.921
	520643	Cotton Yarn; (not Sewing Thread), Multiple Or Cabled, Of Combed Fibres, Less Than 85% By		2.869		11.761
	520811	Fabrics, Woven; Containing 85% Or More By Weight Of Cotton, Unbleached, Plain Weave, W		8.414		64.106
	520813	Fabrics, Woven; Containing 85% Or More By Weight Of Cotton, Unbleached, 3-thread Or 4-th		11.531		65.257
	520819	Fabrics, Woven; Containing 85% Or More By Weight Of Cotton, Unbleached	26.021	729	124.314	12.879

https://www.bps.go.id

Tabel 2. Ekspor Provinsi Asal Barang Dirinci Menurut Kode HS6 Digit, 2020—2021

Provinsi Asal	Kode HS 6	Deskripsi HS 6 Digit	Berat Bersih (Kg)		Nilai FOB (US$)	
			2020	2021	2020	2021
(1)	(2)	(3)	(4)	(5)	(6)	(7)
Banten						
	520821	Fabrics, Woven; Containing 85% Or More By Weight Of Cotton, Bleached, Plain Weave, Weig		0		1
	520822	Fabrics, Woven; Containing 85% Or More By Weight Of Cotton, Bleached, Plain Weave, Weig		3.750		24.191
	520829	Fabrics, Woven; Containing 85% Or More By Weight Of Cotton, Bleached, C	5.071	226	35.688	1.925
	520831	Fabrics, Woven; Containing 85% Or More By Weight Of Cotton, Dyed, Plain	22		264	
	520832	Fabrics, Woven; Containing 85% Or More By Weight Of Cotton, Dyed, Plain	862.721	285.029	6.982.257	2.294.335
	520833	Fabrics, Woven; Containing 85% Or More By Weight Of Cotton, Dyed, 3-thr	6	4.690	1	53.557
	520839	Fabrics, Woven; Containing 85% Or More By Weight Of Cotton, Dyed, Of W	129	88	387	1.137
	520851	Fabrics, Woven; Containing 85% Or More By Weight Of Cotton, Printed, Pla	210		1.539	
	520859	Fabrics, Woven; Containing 85% Or More By Weight Of Cotton, Printed, Of	10	4	40	37
	520911	Fabrics, Woven; Containing 85% Or More By Weight Of Cotton, Unbleachec	17.542	20.785	73.284	98.762
	520912	Fabrics, Woven; Containing 85% Or More By Weight Of Cotton, Unbleachec	163.223	153.222	645.941	618.504
	520919	Fabrics, Woven; Containing 85% Or More By Weight Of Cotton, Unbleached, Of Weaves N.e.		117		1.159
	520922	Fabrics, Woven; Containing 85% Or More By Weight Of Cotton, Bleached, 3	6.350		31.340	
	520931	Fabrics, Woven; Containing 85% Or More By Weight Of Cotton, Dyed, Plain Weave, Weighing		1.734		29.743
	521011	Fabrics, Woven; Containing Less Than 85% By Weight Of Cotton, Mixed Ma	1.780		8.112	
	521019	Fabrics, Woven; Containing Less Than 85% By Weight Of Cotton, Mixed Ma	6.752	12.776	32.652	71.518
	521021	Fabrics, Woven; Containing Less Than 85% By Weight Of Cotton, Mixed Ma	1.140		5.193	
	521041	Fabrics, Woven; Containing Less Than 85% By Weight Of Cotton, Mixed Ma	12.031	51.816	96.443	417.813
	521059	Fabrics, Woven; Containing Less Than 85% By Weight Of Cotton, Mixed Ma	9.360		69.757	
	521112	Fabrics, Woven; Containing Less Than 85% By Weight Of Cotton, Mixed Ma	6.331	7.668	31.239	41.203
	521119	Fabrics, Woven; Containing Less Than 85% By Weight Of Cotton, Mixed Ma	10.680	9.480	64.869	63.842
	521213	Fabrics, Woven; Of Cotton, Dyed, Weighing Not More Than 200g/m2, N.e.c	6.406		45.193	
	521215	Fabrics, Woven; Of Cotton, Printed, Weighing Not More Than 200g/m2, N.e.c. In Chapter 52		5		97
	521221	Fabrics, Woven; Of Cotton, Unbleached, Weighing More Than 200g/m2, N.e.c. In Chapter 52		1		1
	521225	Fabrics, Woven; Of Cotton, Printed, Weighing More Than 200g/m2, N.e.c. In Chapter 52		1		1
	530500	Coconut, Abaca (manila Hemp Or Musa Textilis Nee), Ramie And Other Veg	109.582	50.604	35.459	33.859
	530890	Yarn; Of Vegetable Textile Fibres N.e.c. In Heading No. 5306, 5307 And 530	27		119	
	530911	Fabrics, Woven; Of Flax, Containing 85% Or More Flax, Unbleached Or Bleached		40		2.429
	530919	Fabrics, Woven; Of Flax, Containing 85% Or More Flax, Other Than Bleache	107	0	294	0
	530929	Fabrics, Woven; Of Flax, Containing Less Than 85% Flax, Other Than Unblea	4.121	1	10.935	2
	531100	Fabrics, Woven; Of Vegetable Textile Fibres N.e.c. In Heading No. 5309 And	110		6.172	
	540110	Sewing Thread; Of Synthetic Filaments, Whether Or Not Put Up For Retail Sale		253		1.891
	540120	Sewing Thread; Of Artificial Filaments, Whether Or Not Put Up For Retail Sa	1	2	1	2
	540219	Yarn, Synthetic; Filament, Monofilament (less Than 67 Decitex), Of High Te	1.527.984	2.417.495	2.744.745	6.914.381
	540231	Yarn, Synthetic; Filament, Monofilament (less Than 67 Decitex), Textured, C	1.402.230	1.682.287	4.787.882	6.079.014
	540233	Yarn, Synthetic; Filament, Monofilament (less Than 67 Decitex), Textured, C	3.024.471	3.049.878	7.095.433	7.572.313
	540234	Yarn, Synthetic; Filament, Monofilament (less Than 67 Decitex), Textured, C	96	744	264	1.860
	540239	Yarn, Synthetic; Filament, Monofilament (less Than 67 Decitex), Textured, C	62.622	92.862	256.152	343.244
	540244	Yarn, Synthetic; Filament, Monofilament (less Than 67 Decitex), Other Thar	192	1.908	2.339	15.264
	540245	Yarn, Synthetic; Filament, Monofilament (less Than 67 Decitex), Of Nylon O	3.716.235	4.250.163	11.603.435	14.929.122
	540246	Yarn, Synthetic; Filament, Monofilament (less Than 67 Decitex), Of Polyeste	2.695.217	3.503.010	4.055.258	5.955.936
	540247	Yarn, Synthetic; Filament, Monofilament (less Than 67 Decitex), Polyesters	14.983.573	21.223.349	25.575.253	40.596.419
	540249	Yarn, Synthetic; Filament, Monofilament (less Than 67 Decitex), Other Thar	4.248		37.977	
	540251	Yarn, Synthetic; Filament, Monofilament (less Than 67 Decitex), Of Nylon O	58.478	50.580	239.197	208.596
	540261	Yarn, Synthetic; Filament, Monofilament (less Than 67 Decitex), Of Nylon O	127.493	111.297	664.741	602.015
	540262	Yarn, Synthetic; Filament, Monofilament (less Than 67 Decitex), Of Polyeste	13.292	22.420	28.213	66.020
	540269	Yarn, Synthetic; Filament, Monofilament (less Than 67 Decitex), Other Than High Tenacity Or		2.712		18.603
	540349	Yarn, Artificial; Filament, Monofilament (less Than 67 Decitex), Multiple (fo	34	2	3	7
	540412	Monofilament Of Polypropylene; Of 67 Decitex Or More And Of Which No C	4.445		28.041	
	540419	Monofilament N.e.c. In Heading No 5404; Of 67 Decitex Or More And Of W	267	541	10.609	41.063
	540490	Filament, Synthetic; Strip And The Like (e.g.. Artificial Straw), Of Synthetic T	159.495	196.010	2.269.035	3.240.847
	540710	Fabrics, Woven; From High Tenacity Yarn, Of Nylon, Other Polyamides Or C	64	140	597	5.464
	540720	Fabrics, Woven; From Strip Or The Like, Of Synthetic Textile Materials	1.823.172	2.433.089	2.295.343	3.632.368
	540730	Fabrics, Woven; From Synthetic Filament Yarn, Adhesive Or Thermal Bonde	3		7	
	540741	Fabrics, Woven; Containing 85% Or More By Weight Of Filaments Of Nylon	7	3	27	23
	540742	Fabrics, Woven; Containing 85% Or More By Weight Of Filaments Of Nylon	8.464		67.868	
	540751	Fabrics, Woven; Containing 85% Or More By Weight Of Textured Polyester Filaments, Unblea		682		17.946
	540752	Fabrics, Woven; Containing 85% Or More By Weight Of Textured Polyester	43.856	94.142	271.480	551.196
	540754	Fabrics, Woven; Containing 85% Or More By Weight Of Textured Polyester	17.239	440	147.769	2.986
	540761	Fabrics, Woven; Containing 85% Or More By Weight Of Non-textured Polye	126.997	339.920	984.766	2.637.750

https://bantenprovgo.id

Tabel 2. Ekspor Provinsi Asal Barang Dirinci Menurut Kode HS6 Digit, 2020—2021

Provinsi Asal	Kode HS 6	Deskripsi HS 6 Digit	Berat Bersih (Kg)		Nilai FOB (US$)	
			2020	2021	2020	2021
(1)	(2)	(3)	(4)	(5)	(6)	(7)
Banten						
	540769	Fabrics, Woven; Containing Less Than 85% By Weight Of Non-textured Poly	42		220	
	540771	Fabrics, Woven; Containing 85% Or More By Weight Of Synthetic Filaments	2.558.990	2.964.056	3.222.644	3.859.664
	540772	Fabrics, Woven; Containing 85% Or More By Weight Of Synthetic Filaments	14.135	35.715	78.723	193.395
	540773	Fabrics, Woven; Containing 85% Or More By Weight Of Synthetic Filaments (excluding Nylon		61		261
	540774	Fabrics, Woven; Containing 85% Or More By Weight Of Synthetic Filaments	12.322		43.127	
	540791	Fabrics, Woven; Of Synthetic Filament Yarn, Bleached Or Unbleached, N.e.c	171.058	177.117	553.180	575.762
	540794	Fabrics, Woven; Of Synthetic Filament Yarn, Printed, N.e.c. In Heading No.	15.476	26.373	238.057	180.494
	540810	Fabrics, Woven; Of Viscose Rayon, High Tenacity, Artificial Filament Yarn	285	747	6.692	11.025
	540821	Fabrics, Woven; Of Artificial Filament Yarn, Containing 85% Or More By Weight Of Artificial F		300		1.623
	540824	Fabrics, Woven; Of Artificial Filament Yarn, Containing 85% Or More By We	10.539		27.190	
	550190	Fibres; Synthetic Filament Tow, Of Synthetic Materials N.e.c. In Heading No	1		3	
	550320	Fibres; Synthetic Staple Fibres, Of Polyesters, Not Carded, Combed Or Othe	76.529.481	74.315.028	66.769.872	69.458.010
	550390	Fibres; Synthetic Staple Fibres, Of Synthetic Materials N.e.c. In Heading No.	8.394.995	6.941.942	13.492.425	11.453.533
	550410	Fibres; Artificial Staple Fibres, Of Viscose, Not Carded, Combed Or Otherwis	9.552		85.831	
	550510	Fibres; Waste (including Noils, Yarn Waste And Garnetted Stock), Of Synthe	36	1	100	1
	550520	Fibres; Waste (including Noils, Yarn Waste And Garnetted Stock), Of Artifici	3.263		2.741	
	550610	Fibres; Synthetic Staple Fibres, Of Nylon Or Other Polyamides, Carded, Com	116		525	
	550630	Fibres; Synthetic Staple Fibres, Acrylic Or Modacrylic, Carded, Combed Or C	756	3.530	43.524	81.474
	550810	Sewing Thread; Of Synthetic Staple Fibres, Whether Or Not Put Up For Reta	3.002	903	54.413	10.690
	550820	Sewing Thread; Of Artificial Staple Fibres, Whether Or Not Put Up For Retai	20	1	119	2
	550921	Yarn; (not Sewing Thread), Single, Of Synthetic Staple Fibres, Containing 85	773.308	300.857	1.442.819	570.613
	550922	Yarn; (not Sewing Thread), Multiple (folded) Or Cabled Yarn, Of Synthetic S	1.361	56.346	4.701	177.612
	550931	Yarn; (not Sewing Thread), Single, Of Synthetic Staple Fibres, Containing 85	537.842	488.987	3.325.833	3.042.817
	550932	Yarn; (not Sewing Thread), Multiple (folded) Or Cabled, Of Synthetic Staple	1.156.759	1.072.409	6.626.035	5.513.092
	550941	Yarn; (not Sewing Thread), Single, Containing 85% Or More By Weight Of Sy	72.158	109.625	502.624	845.177
	550942	Yarn; (not Sewing Thread), Multiple (folded) Or Cabled Yarn, Containing 85	7.293	2.135	25.023	14.089
	550951	Yarn; (not Sewing Thread), Of Polyester Staple Fibres, Mixed Mainly Or Sole	76.906	233.965	171.137	636.951
	550953	Yarn; (not Sewing Thread), Of Polyester Staple Fibres, Mixed Mainly Or Sole	186.480	365.009	624.949	1.113.114
	550961	Yarn; (not Sewing Thread), Of Acrylic Or Modacrylic Staple Fibres, Mixed M	223.400	239.860	2.097.486	2.579.776
	550962	Yarn; (not Sewing Thread), Of Acrylic Or Modacrylic Staple Fibres, Mixed M	20.244	33.700	79.667	174.804
	550969	Yarn; (not Sewing Thread), Of Acrylic Or Modacrylic Staple Fibres, Mixed M	862.990	1.682.325	4.362.149	8.649.430
	550992	Yarn; (not Sewing Thread), Of Synthetic Staple Fibres, Mixed Mainly Or Solely With Cotton, N		48.825		308.778
	550999	Yarn; (not Sewing Thread), Of Synthetic Staple Fibres, Mixed Mainly Or Sole	122.449		87.665	
	551011	Yarn; (not Sewing Thread), Single, Of Artificial Staple Fibres, Containing 85%	1.713.254	1.963.801	4.175.905	5.507.345
	551090	Yarn; (not Sewing Thread), Of Artificial Staple Fibres, Mixed Mainly Or Solel	55	1	2.094	1
	551110	Yarn; (not Sewing Thread), Of Synthetic Staple Fibres, Containing 85% Or More By Weight Of		1		4
	551120	Yarn; (not Sewing Thread), Of Synthetic Staple Fibres, Containing Less Than	216		565	
	551211	Fabrics, Woven; Of Synthetic Staple Fibres, Containing 85% Or More By We	247.445	37.316	812.677	128.861
	551219	Fabrics, Woven; Of Synthetic Staple Fibres, Containing 85% Or More By We	2.237		2.032	
	551229	Fabrics, Woven; Of Synthetic Staple Fibres, Containing 85% Or More By We	1.497	113	39.989	3.525
	551299	Fabrics, Woven; Of Synthetic Staple Fibres, Containing 85% Or More By We	4		18	
	551311	Fabrics, Woven; Plain Weave, Of Polyester Staple Fibres, Containing Less Th	21.593	23.625	124.302	156.401
	551312	Fabrics, Woven; 3-thread Or 4-thread Twill, Of Polyester Staple Fibres, Con	299.360	192.739	1.686.989	1.184.699
	551313	Fabrics, Woven; Of Polyester Staple Fibres, Containing Less Than 85% By W	279		2.750	
	551321	Fabrics, Woven; Plain Weave, Dyed, Containing Less Than 85% By Weight C	373.914	253.798	2.492.396	1.792.607
	551323	Fabrics, Woven; Dyed, Containing Less Than 85% By Weight Of Polyester St	22.245		194.631	
	551329	Fabrics, Woven; Dyed, Containing Less Than 85% By Weight Of Synthetic St	3		39	
	551339	Fabrics, Woven; Of Yarns Of Different Colours, Containing Less Than 85% O	1.731		19.619	
	551412	Fabrics, Woven; 3- Or 4-thread Twill, Including Cross Twill, Unbleached Or B	463.118	512.089	2.413.188	2.888.282
	551422	Fabrics, Woven; 3- Or 4-thread Twill, Including Cross Twill, Dyed, Containing	815.413	1.239.036	5.348.661	8.661.494
	551511	Fabrics, Woven; Of Polyester Staple Fibres N.e.c. In Chapter 55, Mixed Mai	2.870.311	2.233.352	15.875.941	13.350.654
	551512	Fabrics, Woven; Of Polyester Staple Fibres N.e.c. In Chapter 55, Mixed Mai	1.871.909	2.920.934	9.007.719	14.891.084
	551519	Fabrics, Woven; Of Polyester Staple Fibres N.e.c. In Chapter 55, Mixed Mai	1.204	200	3.461	852
	551599	Fabrics, Woven; Of Synthetic Staple Fibres N.e.c. In Chapter 55, Mixed Mainly Or Solely With		22		32
	551611	Fabrics, Woven; Unbleached Or Bleached, Containing 85% Or More By Wei	747		5.722	
	551612	Fabrics, Woven; Dyed, Containing 85% Or More By Weight Of Artificial Stap	392		1.785	
	551613	Fabrics, Woven; Of Yarns Of Different Colours, Containing 85% Or More By Weight Of Artifici		1		1
	551622	Fabrics, Woven; Dyed, Containing Less Than 85% By Weight Of Artificial Sta	223	26.056	1.070	21.793
	551641	Fabrics, Woven; Unbleached Or Bleached, Containing Less Than 85% By We	116		514	
	560121	Wadding; Other Articles Thereof, Of Cotton	40.458	62.717	99.357	140.771

https://banten.bps.go.id

Tabel 2. Ekspor Provinsi Asal Barang Dirinci Menurut Kode HS6 Digit, 2020—2021

Provinsi Asal	Kode HS 6	Deskripsi HS 6 Digit	Berat Bersih (Kg)		Nilai FOB (US$)	
			2020	2021	2020	2021
(1)	(2)	(3)	(4)	(5)	(6)	(7)
Banten						
	560122	Wadding; Other Articles Thereof, Of Man-made Fibres		181		69
	560130	Wadding; Textile Flock And Dust And Mill Neps	3.492.429	2.633.800	5.987.114	4.806.190
	560290	Felt; Impregnated, Coated, Covered Or Laminated (excluding Needleloom F	12.896	3.068	41.884	35.780
	560311	Nonwovens; Whether Or Not Impregnated, Coated, Covered Or Laminated	3.300.013	588.500	7.118.626	1.346.878
	560312	Nonwovens; Whether Or Not Impregnated, Coated, Covered Or Laminated	923.392	910.234	4.100.072	5.432.017
	560313	Nonwovens; Whether Or Not Impregnated, Coated, Covered Or Laminated	118.432	110.044	279.513	302.442
	560314	Nonwovens; Whether Or Not Impregnated, Coated, Covered Or Laminated	97.118	83.450	339.476	237.311
	560392	Nonwovens; Whether Or Not Impregnated, Coated, Covered Or Laminated	30.088	6.699	107.909	24.694
	560393	Nonwovens; Whether Or Not Impregnated, Coated, Covered Or Laminated	1.347	6.363	6.669	28.035
	560394	Nonwovens; Whether Or Not Impregnated, Coated, Covered Or Laminated	1.382	975.827	7.092	1.252.263
	560410	Rubber Thread And Cord; Textile Covered	16.571	26.504	35.027	56.343
	560490	Yarn; Textile Yarn, Strip, And The Like Of Heading No. 5404 Or 5405, Impre	43.815	35.293	425.071	315.470
	560729	Twine, Cordage, Ropes, Cables; Of Sisal Or Other Textile Fibres Of The Genu	7	43	52	38
	560749	Twine, Cordage, Ropes, Cables; Of Polyethylene Or Polypropylene (excludir	1.480	2	4.588	2
	560750	Twine, Cordage, Ropes, Cables; Of Synthetic Fibres Other Than Polyethylen	3.133	5	61.361	32
	560790	Twine, Cordage, Ropes, Cables; Of Materials N.e.c. In Heading No. 5607, W	157		10.097	
	560811	Twine, Cordage Or Rope; Fishing Nets, Made Up, Of Man Made Textile Materials		25		122
	560819	Twine, Cordage Or Rope; Knotted Netting, For Other Than Fishing, Of Man-	1.373	666	4.677	2.172
	560900	Yarn; Articles Of Yarn, Strip Or The Like Of Heading No. 5404 And 5405, Tw	5.617	2.248	34.748	24.541
	570110	Carpets And Other Textile Floor Coverings; Knotted, Of Wool Or Fine Animal Hair, Whether C		17		68
	570190	Carpets And Other Textile Floor Coverings; Knotted, Of Textile Materials (ot	12.100		10.387	
	570210	Carpets And Other Textile Floor Coverings; Woven, (not Tufted Or Flocked), Whether Or Not		20		1.400
	570231	Carpets And Other Textile Floor Coverings; Woven, (not Tufted Or Flocked), Of Wool Or Fine		251		1.764
	570241	Carpets And Other Textile Floor Coverings; Woven, (not Tufted Or Flocked)	1.029	70	1.467	220
	570242	Carpets And Other Textile Floor Coverings; Woven, (not Tufted Or Flocked)	1.300.339	1.053.905	3.345.396	3.043.489
	570292	Carpets And Other Textile Floor Coverings; Woven, (not Tufted Or Flocked)	907		1.025	
	570310	Carpets And Other Textile Floor Coverings; Tufted, Of Wool Or Fine Animal	1	197	20	1.321
	570390	Carpets And Other Textile Floor Coverings; Tufted, Of Textile Materials (oth	329		2.005	
	570500	Carpets And Other Textile Floor Coverings; N.e.c. In Chapter 57, Whether C	8.594	44.399	16.283	176.131
	580190	Fabrics; Woven Pile And Chenille, Of Textile Materials N.e.c. In Heading No.	67		147	
	580220	Fabrics; Terry Towelling And Similar Woven Terry Fabrics, Of Textile Materi	2	8	595	780
	580230	Fabrics; Tufted Textile Fabrics, Excluding Products Of Heading No. 5703	2		9	
	580300	Gauze; Other Than Narrow Fabrics Of Heading No. 5806	208	52	2.461	1.840
	580410	Tulles And Other Net Fabrics; Excluding Woven, Knitted Or Crocheted Fabri	9.899	0	26.804	14
	580421	Lace; Mechanically Made, Of Man-made Fibres In The Piece, In Strips Or In	26.404		195.725	
	580429	Lace; Mechanically Made, Of Textile Materials, (other Than Man-made Fibres), In The Piece,		2		9
	580430	Lace; Hand-made, In The Piece, In Strips Or Motifs, (other Than Fabrics Of H	4.480	3.072	31.936	26.806
	580610	Fabrics; Woven Pile (including Terry Towelling And Similar Terry Fabrics) Ar	194.471	107.331	644.322	367.909
	580620	Fabrics; Narrow (excluding Pile Fabrics), Containing By Weight 5% Or More	442.346	535.994	6.403.902	8.748.784
	580631	Fabrics; Narrow Woven Fabrics, N.e.c. In Heading No. 5806, Of Cotton (excluding Goods Of H		55		8
	580632	Fabrics, Narrow Woven Fabrics, N.e.c. In Heading No. 5806, Of Man-made	49.864	15.509	298.094	578.049
	580639	Fabrics; Narrow Woven Fabrics, N.e.c. In Heading No. 5806, Of Textile Mate	2.342	903	32.717	26.793
	580710	Labels, Badges And Similar Articles; Woven, Of Textile Materials, In The Pie	4.421	4.736	90.170	183.581
	580790	Labels, Badges And Similar Articles; (other Than Woven), Of Textile Materia	630	791	34.889	29.462
	580810	Braids; In The Piece	2	4	98	243
	581010	Embroidery; Without Visible Ground, In The Piece, In Strips Or In Motifs	252		9	
	581092	Embroidery; With Visible Ground, Of Man-made Fibres, In The Piece, In Strips Or In Motifs		537		7.034
	581099	Embroidery; With Visible Ground, Of Textile Materials (other Than Cotton A	20	1	71	1
	581100	Quilted Textile Products; In The Piece, Composed Of One Or More Layers O	850	2	8.023	0
	590110	Textile Fabrics; Coated With Gum Or Amylaceous Substances, Of A Kind Us	73.194	99.607	304.916	436.700
	590190	Textile Fabrics; Coated With Gum Or Amylaceous Substances, Tracing Cloth	221	110	156	801
	590210	Textile Fabrics; Tyrecord Of High Tenacity Yarn Of Nylon Or Other Polyamid	1.236.486	1.353.934	3.516.254	5.460.090
	590220	Textile Fabrics; Tyrecord Of High Tenacity Yarn Of Polyester	470.544	149.430	1.424.515	572.388
	590310	Textile Fabrics; Impregnated, Coated, Covered Or Laminated With Poly(vin	30.954	301	121.019	2.881
	590320	Textile Fabrics; Impregnated, Coated, Covered Or Laminated With Polyuret	1.648.689	1.904.270	16.190.541	18.625.564
	590390	Textile Fabrics; Impregnated, Coated, Covered Or Laminated With Plastics,	28.792	38.353	125.171	152.939
	590610	Textile Fabrics, Rubberised; (excluding Those Of Heading No. 5902), Adhesi	1	20	1	542
	590699	Textile Fabrics, Rubberised; (excluding Those Of Heading No. 5902 And Adhesive Tape Of A W		6		17
	590800	Textile Wicks, Woven, Plaited Or Knitted; For Lamps, Stoves, Lighters, Candles Or The Like; In		148.838		634.367
	590900	Textile Hosepiping And Similar Textile Tubing; With Or Without Lining, Arm	40	8	116	104

Tabel 2. Ekspor Provinsi Asal Barang Dirinci Menurut Kode HS6 Digit, 2020—2021

Provinsi Asal	Kode HS 6	Deskripsi HS 6 Digit	Berat Bersih (Kg)		Nilai FOB (US$)	
			2020	2021	2020	2021
(1)	(2)	(3)	(4)	(5)	(6)	(7)
Banten						
	591000	Textiles; Transmission Or Conveyor Belts Or Belting, Of Textile Material, Wh	57	10	4.371	672
	591110	Textile Fabric, Felt & Felt-lined Woven Fabrics, Coated/covered/laminated	19		102	
	591132	Textiles; Fabrics And Felts, Endless Or Fitted With Linking Devices, Of A Kind Used In Paper-m		602		20.527
	591140	Textile Products And Articles For Technical Uses; Straining Cloth Of A Kind U	29	79	991	1.898
	591190	Textile Products And Articles For Technical Uses; N.e.c. In Heading No. 591	57.904	75.808	66.113	64.440
	600110	Fabrics; Long Pile Fabrics, Knitted Or Crocheted	191.110	1.434.690	1.855.535	12.383.407
	600121	Fabrics; Looped Pile Fabrics, Of Cotton, Knitted Or Crocheted	485.552	345.887	5.057.359	3.635.341
	600122	Fabrics; Looped Pile Fabrics, Of Man-made Fibres, Knitted Or Crocheted	268.718	281.903	2.691.133	2.637.228
	600192	Fabrics; Pile Fabrics (excluding Long Pile And Loop Pile), Of Man-made Fibre	3.205	52	3.850	2.004
	600199	Fabrics; Pile Fabrics (excluding Long Pile And Loop Pile), Of Textile Materials	348		3.146	
	600240	Fabrics; Knitted Or Crocheted, Other Than Those Of Heading 60.01, Of A Width Not Exceedin		1		1
	600290	Fabrics; Knitted Or Crocheted, Other Than Those Of Heading 60.01, Of A W	2.041	1.291	32.498	24.368
	600390	Fabrics; Knitted Or Crocheted Fabrics, Other Than Those Of Heading 60.01 And 60.02, Of A W		4		5
	600410	Fabrics; Knitted Or Crocheted Fabrics Of A Width Exceeding 30 Cm, Other T	360.313	675.617	4.497.531	8.592.932
	600490	Fabrics; Knitted Or Crocheted, Other Than Those Of Heading 60.01, Of A W	770.020	694.877	8.469.662	7.176.144
	600522	Fabrics; Warp Knit (including Those Made On Galloon Knitting Machines), C	71.048	115.378	1.335.527	1.702.929
	600535	Fabrics; Warp Knit (including Those Made On Galloon Knitting Machines), C	5.026		35.889	
	600536	Fabrics; Warp Knit (including Those Made On Galloon Knitting Machines), C	1.001	18	7.967	101
	600537	Fabrics; Warp Knit (including Those Made On Galloon Knitting Machines), C	6.659	96.260	42.946	1.018.743
	600590	Fabrics; Warp Knit (including Those Made On Galloon Knitting Machines), C	3.048		2.792	
	600610	Fabrics; Knitted Or Crocheted Fabrics, Other Than Those Of Headings 60.01	8		64	
	600621	Fabrics; Knitted Or Crocheted Fabrics, Other Than Those Of Headings 60.01	33.141	31.053	344.599	369.531
	600622	Fabrics; Knitted Or Crocheted Fabrics, Other Than Those Of Headings 60.01	666.567	41.868	6.465.352	415.887
	600623	Fabrics; Knitted Or Crocheted Fabrics, Other Than Those Of Headings 60.01	18.043	6.553	294.163	63.299
	600624	Fabrics; Knitted Or Crocheted Fabrics, Other Than Those Of Headings 60.01	45.434	40.188	578.565	682.461
	600631	Fabrics; Knitted Or Crocheted Fabrics, Other Than Those Of Headings 60.01	1.657	3.712	18.494	27.970
	600632	Fabrics; Knitted Or Crocheted Fabrics, Other Than Those Of Headings 60.01	189.354	195.386	1.538.671	1.450.146
	600633	Fabrics; Knitted Or Crocheted Fabrics, Other Than Those Of Headings 60.01	745		5.922	
	600634	Fabrics; Knitted Or Crocheted Fabrics, Other Than Those Of Headings 60.01	31.223	161	510.300	3.832
	600642	Fabrics; Knitted Or Crocheted Fabrics, Other Than Those Of Headings 60.01	12.313	518	106.369	4.413
	600690	Fabrics; Knitted Or Crocheted Fabrics, Other Than Those Of Headings 60.01	13.691	86.675	62.987	339.067
	610120	Coats; Men's Or Boys' Overcoats, Car-coats, Capes, Anoraks, Wind-jackets A	59.180	24.208	1.578.457	572.915
	610130	Coats; Men's Or Boys' Overcoats, Car-coats, Capes, Anoraks, Wind-jackets A	36.325	107.236	706.293	1.994.725
	610190	Coats; Men's Or Boys' Overcoats, Car-coats, Capes, Anoraks, Wind-jackets A	16.302	494	483.104	15.463
	610210	Coats; Women's Or Girls' Overcoats, Car-coats, Capes, Anoraks, Wind-jackets And Similar Art		16.122		148.411
	610220	Coats; Women's Or Girls' Overcoats, Car-coats, Capes, Anoraks, Wind-jacke	22.938	29.066	406.942	508.432
	610230	Coats; Women's Or Girls' Overcoats, Car-coats, Capes, Anoraks, Wind-jacke	40.458	62.628	1.065.003	1.566.106
	610290	Coats; Women's Or Girls' Overcoats, Car-coats, Capes, Anoraks, Wind-jacke	18.140	31	476.267	1.073
	610310	Suits; Men's Or Boys', Knitted Or Crocheted	662		16.487	
	610322	Ensembles; Men's Or Boys', Of Cotton, Knitted Or Crocheted		6.870		133.844
	610323	Ensembles; Men's Or Boys', Of Synthetic Fibres, Knitted Or Crocheted		49.276		28.191
	610329	Ensembles; Men's Or Boys', Of Textile Materials (other Than Cotton Or Synt	9.304	1.284	351.276	1.571
	610332	Jackets And Blazers; Men's Or Boys', Of Cotton, Knitted Or Crocheted	194.914	223.576	5.275.054	5.760.724
	610333	Jackets And Blazers; Men's Or Boys', Of Synthetic Fibres, Knitted Or Croche	55.673	70.755	2.005.874	1.825.545
	610339	Jackets And Blazers; Men's Or Boys', Of Textile Materials (other Than Wool	9.662	18	215.418	799
	610342	Trousers, Bib And Brace Overalls, Breeches And Shorts; Men's Or Boys', Of	699.213	472.459	7.570.568	4.310.281
	610343	Trousers, Bib And Brace Overalls, Breeches And Shorts; Men's Or Boys', Of	331.415	258.226	7.427.042	5.348.676
	610349	Trousers, Bib And Brace Overalls, Breeches And Shorts; Men's Or Boys', Of	25.618	671	379.827	10.775
	610413	Suits; Women's Or Girls', Of Synthetic Fibres, Knitted Or Crocheted	70	4.795	3.252	65.797
	610419	Suits; Women's Or Girls', Of Textile Materials (other Than Synthetic Fibres),	648	19.283	13.789	321.219
	610422	Ensembles; Women's Or Girls', Of Cotton, Knitted Or Crocheted	7.522	3.669	222.826	103.437
	610423	Ensembles; Women's Or Girls', Of Synthetic Fibres, Knitted Or Crocheted	342	2.364	8.391	52.260
	610429	Ensembles; Women's Or Girls', Of Textile Materials (other Than Cotton Or S	115	96	11.767	9.694
	610432	Jackets; Women's Or Girls', Of Cotton, Knitted Or Crocheted	60.202	44.703	1.408.603	1.206.225
	610433	Jackets; Women's Or Girls', Of Synthetic Fibres, Knitted Or Crocheted	64.841	23.426	2.013.829	752.377
	610439	Jackets; Women's Or Girls', Of Textile Materials (other Than Wool Or Fine A	475	117	10.624	2.519
	610442	Dresses; Women's Or Girls', Of Cotton, Knitted Or Crocheted	287.687	175.458	4.916.999	3.010.759
	610443	Dresses; Women's Or Girls', Of Synthetic Fibres, Knitted Or Crocheted	36.109	22.942	883.890	674.967
	610444	Dresses; Women's Or Girls', Of Artificial Fibres, Knitted Or Crocheted	700	173	18.547	6.144
	610449	Dresses; Women's Or Girls', Of Textile Materials (other Than Wool Or Fine A	17.753	2.745	667.062	238.328

Tabel 2. Ekspor Provinsi Asal Barang Dirinci Menurut Kode HS6 Digit, 2020—2021

Provinsi Asal	Kode HS 6	Deskripsi HS 6 Digit	Berat Bersih (Kg)		Nilai FOB (US$)	
			2020	2021	2020	2021
(1)	(2)	(3)	(4)	(5)	(6)	(7)
Banten						
	610452	Skirts And Divided Skirts; Women's Or Girls', Of Cotton, Knitted Or Crochete	142	3.683	4.328	68.304
	610453	Skirts And Divided Skirts; Women's Or Girls', Of Synthetic Fibres, Knitted Or	6.014	18.180	119.894	764.643
	610459	Skirts And Divided Skirts; Women's Or Girls', Of Textile Materials (other Tha	24.621	5.345	116.133	77.927
	610462	Trousers, Bib And Brace Overalls, Breeches And Shorts; Women's Or Girls',	514.536	373.511	10.461.770	9.475.686
	610463	Trousers, Bib And Brace Overalls, Breeches And Shorts; Women's Or Girls',	171.643	306.054	4.788.219	5.130.437
	610469	Trousers, Bib And Brace Overalls, Breeches And Shorts; Women's Or Girls',	2.343	3.648	78.462	120.412
	610510	Shirts; Men's Or Boys', Of Cotton, Knitted Or Crocheted	17.533	56.346	175.240	843.062
	610520	Shirts; Men's Or Boys', Of Man-made Fibres, Knitted Or Crocheted	104.129	77.877	4.245.107	1.742.894
	610590	Shirts; Men's Or Boys', Of Textile Materials (other Than Cotton Or Man-mad	90.156	114.243	1.248.274	1.085.756
	610610	Blouses, Shirts And Shirt-blouses; Women's Or Girls', Of Cotton, Knitted Or	9.451	6.675	267.054	182.870
	610620	Blouses, Shirts And Shirt-blouses; Women's Or Girls', Of Man-made Fibres,	28.907	48.574	1.195.825	1.101.857
	610690	Blouses, Shirts And Shirt-blouses; Women's Or Girls', Of Textile Materials (c	6.866	11.708	111.661	286.934
	610711	Underpants And Briefs; Men's Or Boys', Of Cotton, Knitted Or Crocheted	65.343	37.859	1.443.170	832.931
	610712	Underpants And Briefs; Men's Or Boys', Of Man-made Fibres, Knitted Or Cr	3.026	1.106	56.834	25.225
	610719	Underpants And Briefs; Men's Or Boys', Of Textile Materials (other Than Co	6.701	13.120	111.887	133.889
	610721	Nightshirts And Pyjamas; Men's Or Boys', Of Cotton, Knitted Or Crocheted	39.977	28.206	514.594	394.268
	610729	Nightshirts And Pyjamas; Men's Or Boys', Of Textile Materials (other Than (	1	513	1	1.496
	610791	Bathrobes, Dressing Gowns And Similar Articles; Men's Or Boys', Of Cotton,	7.739		110.916	
	610799	Bathrobes, Dressing Gowns And Similar Articles; Men's Or Boys', Of Textile	19	24	2.113	227
	610819	Slips And Petticoats; Women's Or Girls', Of Textile Materials (other Than M	141.037	131.311	1.525.414	1.416.198
	610821	Briefs And Panties; Women's Or Girls', Of Cotton, Knitted Or Crocheted	10.586		122.506	
	610822	Briefs And Panties; Women's Or Girls', Of Man-made Fibres, Knitted Or Cro	12.509	47.906	204.273	1.991.165
	610829	Briefs And Panties; Women's Or Girls', Of Textile Materials (other Than Cotton Or Man-made		1		5
	610831	Nightdresses And Pyjamas; Women's Or Girls', Of Cotton, Knitted Or Croche	20.209	222	395.485	4.570
	610832	Nightdresses And Pyjamas; Women's Or Girls', Of Man-made Fibres, Knitte	251	127	3.129	26.005
	610839	Nightdresses And Pyjamas; Women's Or Girls', Of Textile Materials (other T	3.986	178	7.607	122
	610891	Negligees, Bathrobes, Dressing Gowns And Similar Articles; Women's Or Gi	1.853		25.110	
	610892	Negligees, Bathrobes, Dressing Gowns And Similar Articles; Women's Or Gi	144	118.243	8.819	1.635.240
	610899	Negligees, Bathrobes, Dressing Gowns And Similar Articles; Women's Or Gi	13	41	1.142	579
	610910	T-shirts, Singlets And Other Vests; Of Cotton, Knitted Or Crocheted	394.831	346.295	6.973.430	9.606.937
	610990	T-shirts, Singlets And Other Vests; Of Textile Materials (other Than Cotton),	546.683	462.205	17.526.764	13.163.763
	611011	Jerseys, Pullovers, Cardigans, Waistcoats And Similar Articles; Knitted Or Cr	94		366	
	611019	Jerseys, Pullovers, Cardigans, Waistcoats And Similar Articles; Knitted Or Cr	266	0	4.799	1
	611020	Jerseys, Pullovers, Cardigans, Waistcoats And Similar Articles; Of Cotton, Kr	402.998	985.949	6.888.971	15.976.910
	611030	Jerseys, Pullovers, Cardigans, Waistcoats And Similar Articles; Of Man-mad	323.760	688.010	5.384.576	9.659.628
	611090	Jerseys, Pullovers, Cardigans, Waistcoats And Similar Articles; Of Textile Ma	167.012	384.611	4.559.995	4.389.757
	611120	Garments And Clothing Accessories; Babies', Of Cotton, Knitted Or Crochet	414.929	170.712	7.076.866	2.446.660
	611130	Garments And Clothing Accessories; Babies', Of Synthetic Fibres, Knitted Or	19.389	32.093	368.242	554.453
	611190	Garments And Clothing Accessories; Babies', Of Textile Materials (other Tha	19.475	202.818	252.684	5.730.817
	611211	Track Suits; Of Cotton, Knitted Or Crocheted	5.148	7.099	133.213	240.249
	611212	Track Suits; Of Synthetic Fibres, Knitted Or Crocheted	48.188	76.629	763.520	568.028
	611219	Track Suits; Of Textile Materials (other Than Cotton Or Synthetic Fibres), Kr	38.219	85	1.059.926	4.502
	611220	Ski Suits; Knitted Or Crocheted		329		9.798
	611231	Swimwear; Men's Or Boys', Of Synthetic Fibres, Knitted Or Crocheted	18.877	825	576.052	21.993
	611239	Swimwear; Men's Or Boys', Of Textile Materials (other Than Synthetic Fibre	398.681	540.062	4.758.655	8.482.934
	611241	Swimwear; Women's Or Girls', Of Synthetic Fibres, Knitted Or Crocheted	1.379.056	1.405.789	30.839.624	29.975.946
	611249	Swimwear; Women's Or Girls', Of Textile Materials (other Than Synthetic Fi	6.393	77	270.111	77
	611300	Garments Made Up Of Knitted Or Crocheted Fabrics Of Heading No. 5903,	0	4	664	121
	611420	Garments; Of Cotton, Knitted Or Crocheted, N.e.c. In Chapter 61	48.422	88.207	823.722	2.154.420
	611430	Garments; Of Man-made Fibres, Knitted Or Crocheted, N.e.c. In Chapter 61	112.299	127.064	1.664.583	1.648.330
	611490	Garments; Of Textile Materials (other Than Cotton Or Man-made Fibres), K	1.566	317.099	7.545	16.192.069
	611510	Graduated Compression Hosiery (for Example, Stockings For Varicose Veins), Knitted Or Croc		47		400
	611521	Hosiery; Panty Hose And Tights (other Than Graduated Compression Hosie	33		1.774	
	611522	Hosiery; Panty Hose And Tights (other Than Graduated Compression Hosie	356		17.157	
	611529	Hosiery; Panty Hose And Tights (other Than Graduated Compression Hosie	431	1.000	771	133
	611530	Hosiery; Women's, Full-length Or Knee-length (other Than Graduated Com	57	372	435	941
	611594	Hosiery And Footwear; Without Applied Soles, Of Wool Or Fine Animal Hai	24		240	
	611595	Hosiery And Footwear; Without Applied Soles, Of Cotton, Knitted Or Crocheted (excluding G		616		2.172
	611596	Hosiery And Footwear; Without Applied Soles, Of Synthetic Fibres, Knitted Or Crocheted (exc		24		2.842
	611599	Hosiery And Footwear; Without Applied Soles, Of Textile Materials N.e.c. In	4.548	2.317	2.872	4.077

https://banten.bps.go.id

Tabel 2. Ekspor Provinsi Asal Barang Dirinci Menurut Kode HS6 Digit, 2020—2021

Provinsi Asal	Kode HS 6	Deskripsi HS 6 Digit	Berat Bersih (Kg)		Nilai FOB (US$)	
			2020	2021	2020	2021
(1)	(2)	(3)	(4)	(5)	(6)	(7)
Banten						
	611610	Gloves, Mittens And Mitts; Knitted Or Crocheted, Impregnated, Coated Or (	652	1	10.509	11
	611692	Gloves, Mittens And Mitts; Of Cotton, Knitted Or Crocheted, (other Than In	20		780	
	611693	Gloves, Mittens And Mitts; Of Synthetic Fibres, Knitted Or Crocheted, (othe	71.987	1.470	3.445.897	30.184
	611699	Gloves, Mittens And Mitts; Of Textile Materials (other Than Wool Or Fine A	348	91	16.025	696
	611710	Shawls, Scarves, Mufflers, Mantillas, Veils And The Like; Knitted Or Crochet	4.762	1.223	24.162	7.422
	611780	Clothing Accessories; Knitted Or Crocheted, N.e.c. In Heading No. 6117	3.031	29	27.474	324
	611790	Clothing; Parts, Knitted Or Crocheted	20	4.590	630	46.460
	620312	Suits; Men's Or Boys', Of Synthetic Fibres (not Knitted Or Crocheted)	492	249	5.984	6.307
	620319	Suits; Men's Or Boys', Of Textile Materials N.e.c. In Item No. 6203.1 (not Kn	28.557	63.698	180.364	108.674
	620322	Ensembles; Men's Or Boys', Of Cotton (not Knitted Or Crocheted)		2		388
	620329	Ensembles; Men's Or Boys', Of Textile Materials N.e.c. In Item No. 6203.2 (	4.985	3.231	8.462	4.093
	620332	Jackets And Blazers; Men's Or Boys', Of Cotton (not Knitted Or Crocheted)	89	11.671	1.021	258.657
	620333	Jackets And Blazers; Men's Or Boys', Of Synthetic Fibres (not Knitted Or Cro	148.243	114.986	1.975.596	1.069.812
	620339	Jackets And Blazers; Men's Or Boys', Of Textile Materials N.e.c. In Item No.	70.172	32.248	557.920	351.984
	620342	Trousers, Bib And Brace Overalls, Breeches And Shorts; Men's Or Boys', Of (	668.095	399.132	12.575.473	8.353.067
	620343	Trousers, Bib And Brace Overalls, Breeches And Shorts; Men's Or Boys', Of	872.380	1.044.672	32.734.630	45.658.911
	620349	Trousers, Bib And Brace Overalls, Breeches And Shorts; Men's Or Boys', Of	75.934	214.181	784.929	6.068.972
	620411	Suits; Women's Or Girls', Of Wool Or Fine Animal Hair (not Knitted Or Crocheted)		2.253		161.585
	620412	Suits; Women's Or Girls', Of Cotton (not Knitted Or Crocheted)	930	5.500	8.047	83.442
	620413	Suits; Women's Or Girls', Of Synthetic Fibres (not Knitted Or Crocheted)	158	1.011	6.475	2.988
	620419	Suits; Women's Or Girls', Of Textile Materials N.e.c. In Item No. 6204.1 (not	15.799	55.537	160.986	397.267
	620422	Ensembles; Women's Or Girls', Of Cotton (not Knitted Or Crocheted)	36		1.850	
	620423	Ensembles; Women's Or Girls', Of Synthetic Fibres (not Knitted Or Crochete	19		677	
	620429	Ensembles; Women's Or Girls', Of Textile Materials N.e.c. In Item No. 6204.	11.990	684	276.758	22.107
	620432	Jackets And Blazers; Women's Or Girls', Of Cotton (not Knitted Or Crochete	1.309	5	6.214	368
	620433	Jackets And Blazers; Women's Or Girls', Of Synthetic Fibres (not Knitted Or	476.783	1.501	1.098.175	75.315
	620439	Jackets And Blazers; Women's Or Girls', Of Textile Materials N.e.c. In Item N	2.237	8.025	17.442	95.241
	620442	Dresses; Women's Or Girls', Of Cotton (not Knitted Or Crocheted)	230.708	303.423	3.874.958	4.571.406
	620443	Dresses; Women's Or Girls', Of Synthetic Fibres (not Knitted Or Crocheted)	6.784	1.193	258.056	10.444
	620444	Dresses; Women's Or Girls', Of Artificial Fibres (not Knitted Or Crocheted)	1.655	517	18.328	33.221
	620449	Dresses; Women's Or Girls', Of Textile Materials N.e.c. In Item No. 6204.4 (	21.279	2.948	33.795	7.778
	620452	Skirts And Divided Skirts; Women's Or Girls', Of Cotton (not Knitted Or Croc	1.333		91.951	
	620453	Skirts And Divided Skirts; Women's Or Girls', Of Synthetic Fibres (not Knitte	22.754	39.611	746.342	701.488
	620459	Skirts And Divided Skirts; Women's Or Girls', Of Textile Materials N.e.c. In It	0		0	
	620462	Trousers, Bib And Brace Overalls, Breeches And Shorts; Women's Or Girls',	54.016	31.099	734.478	781.961
	620463	Trousers, Bib And Brace Overalls, Breeches And Shorts; Women's Or Girls',	178.818	215.899	6.362.952	8.745.919
	620469	Trousers, Bib And Brace Overalls, Breeches And Shorts; Women's Or Girls',	11.888	316.846	315.224	1.142.626
	620520	Shirts; Men's Or Boys', Of Cotton (not Knitted Or Crocheted)	46.668	66.516	2.085.886	3.509.199
	620530	Shirts; Men's Or Boys', Of Man-made Fibres (not Knitted Or Crocheted)	63.672	47.962	1.584.461	937.536
	620590	Shirts; Men's Or Boys', Of Textile Materials N.e.c. In Heading No. 6205 (not	2.161	928	146.103	4.184
	620610	Blouses, Shirts And Shirt-blouses; Women's Or Girls', Of Silk Or Silk Waste (	1.209	1.134	6.947	12.871
	620630	Blouses, Shirts And Shirt-blouses; Women's Or Girls', Of Cotton (not Knittec	3.671	1.484	39.355	41.939
	620640	Blouses, Shirts And Shirt-blouses; Women's Or Girls', Of Man-made Fibres (	24.253	5.501	1.002.306	110.206
	620690	Blouses, Shirts And Shirt-blouses; Women's Or Girls', Of Textile Materials N	14.934	830	37.670	8.300
	620711	Underpants And Briefs; Men's Or Boys', Of Cotton (not Knitted Or Crochete	6.522	1.959	383.413	119.722
	620719	Underpants And Briefs; Men's Or Boys', Of Textile Materials Other Than Co	1.924	21	41.674	1.060
	620721	Nightshirts And Pyjamas; Men's Or Boys', Of Cotton (not Knitted Or Croche	3		28	
	620722	Nightshirts And Pyjamas; Men's Or Boys', Of Man-made Fibres (not Knitted Or Crocheted)		55		235
	620729	Nightshirts And Pyjamas; Men's Or Boys', Of Textile Materials Other Than C	500		2.447	
	620791	Singlets And Other Vests, Bathrobes, Dressing Gowns And Similar Articles; Men's Or Boys', O		16.966		360.607
	620799	Singlets And Other Vests, Bathrobes, Dressing Gowns And Similar Articles; I	4.367	253	248.014	19.768
	620811	Slips And Petticoats; Women's Or Girls', Of Man-made Fibres (not Knitted C	10.820	48.209	54.300	253.800
	620819	Slips And Petticoats; Women's Or Girls', Of Textile Materials Other Than Ma	8		269	
	620821	Nightdresses And Pyjamas; Women's Or Girls', Of Cotton (not Knitted Or Crocheted)		3.251		17.283
	620829	Nightdresses And Pyjamas; Women's Or Girls', Of Textile Materials Other Th	133		641	
	620891	Singlets And Other Vests, Briefs, Panties, Negligees, Bathrobes, Dressing Go	421	11	28.018	252
	620892	Singlets And Other Vests, Briefs, Panties, Negligees, Bathrobes, Dressing Go	50		1.317	
	620899	Singlets And Other Vests, Briefs, Panties, Negligees, Bathrobes, Dressing Go	449	236	20.445	10.897
	620920	Garments And Clothing Accessories; Babies', Of Cotton (not Knitted Or Croc	441.331	443.110	1.262.426	1.441.218
	620930	Garments And Clothing Accessories; Babies', Of Synthetic Fibres (not Knitte	166.935	308.071	3.555.823	5.708.997

https://banten.bps.go.id

Tabel 2. Ekspor Provinsi Asal Barang Dirinci Menurut Kode HS6 Digit, 2020—2021

Provinsi Asal	Kode HS 6	Deskripsi HS 6 Digit	Berat Bersih (Kg)		Nilai FOB (US$)	
			2020	2021	2020	2021
(1)	(2)	(3)	(4)	(5)	(6)	(7)
Banten						
	620990	Garments And Clothing Accessories; Babies', Of Textile Materials Other Tha	207	20.474	3.097	342.267
	621010	Garments; Of Felt Or Non-wovens (not Knitted Or Crocheted)	33.603	903	293.451	20.028
	621020	Garments; Overcoats, Raincoats, Car-coats, Capes, Cloaks And Similar Artic	15.650		264.798	
	621030	Garments; Overcoats, Raincoats, Car-coats, Capes, Cloaks And Similar Articles, Women's Or (		6		10
	621040	Garments; Men's Or Boys', N.e.c. In Item No. 6210.2, Of The Fabrics Of Hea	10.566	4.465	163.571	752.734
	621050	Garments; Women's Or Girls', N.e.c. In Item No. 6210.3, Of The Fabrics Of I	2.981	15.561	23.974	647.566
	621111	Swimwear; Men's Or Boys', (not Knitted Or Crocheted)	102	3.936	1.274	21.922
	621112	Swimwear; Women's Or Girls', (not Knitted Or Crocheted)	39.997	1	1.361.826	47
	621120	Ski Suits; (not Knitted Or Crocheted)		11		2.937
	621132	Track Suits And Other Garments N.e.c.; Men's Or Boys', Of Cotton (not Knitted Or Crocheted		7.357		96.166
	621133	Track Suits And Other Garments N.e.c.; Men's Or Boys', Of Man-made Fibre	389.841	364.734	5.154.436	5.736.267
	621139	Track Suits And Other Garments N.e.c.; Men's Or Boys', Of Textile Materials	70	6.251	2.025	4.442
	621142	Track Suits And Other Garments N.e.c.; Women's Or Girls', Of Cotton (not K	3.643	972	17.388	2.623
	621143	Track Suits And Other Garments N.e.c.; Women's Or Girls', Of Man-made Fi	45.404	20.055	790.563	495.873
	621149	Track Suits And Other Garments N.e.c.; Women's Or Girls', Of Textile Mater	952	3	822	100
	621210	Brassieres; Whether Or Not Knitted Or Crocheted	75.526	234.632	2.604.414	8.099.988
	621220	Girdles And Panty-girdles; Whether Or Not Knitted Or Crocheted	9.188	5.177	365.958	191.761
	621230	Corselettes; Whether Or Not Knitted Or Crocheted	151		4.188	
	621290	Braces, Suspenders, Garters And Similar Articles; Whether Or Not Knitted C	10.847	20.090	275.789	603.605
	621410	Shawls, Scarves, Mufflers, Mantillas, Veils And The Like; Of Silk Or Silk Waste (not Knitted Or		1.501		1.431
	621430	Shawls, Scarves, Mufflers, Mantillas, Veils And The Like; Of Synthetic Fibres (not Knitted Or C		173		7.168
	621490	Shawls, Scarves, Mufflers, Mantillas, Veils And The Like; Of Textile Material	11.838	707	32.451	12.685
	621590	Ties, Bow Ties And Cravats; Of Textile Materials Other Than Silk Or Man-ma	0		150	
	621600	Gloves, Mittens And Mitts (not Knitted Or Crocheted)	5.031	240	999	12.826
	621710	Clothing Accessories; Other Than Those Of Heading No. 6212 (not Knitted (	2.548	2.318	139.350	90.818
	621790	Clothing; Parts Of Garments Or Of Clothing Accessories, Other Than Those (	1.587	41	30.694	286
	630120	Blankets (other Than Electric Blankets) And Travelling Rugs; Of Wool Or Fine Animal Hair		56.681		2.299.257
	630130	Blankets (other Than Electric Blankets) And Travelling Rugs; Of Cotton		8		12
	630190	Blankets And Travelling Rugs; N.e.c. In Heading No. 6301	253	1.146	6.764	13.397
	630222	Bed Linen; Of Man-made Fibres, Printed, Not Knitted Or Crocheted		506		744
	630229	Bed Linen; Of Textile Materials (other Than Cotton Or Man-made Fibres), P	65	14	173	420
	630231	Bed Linen; Of Cotton (not Printed, Knitted Or Crocheted)	38	1	238	38
	630259	Table Linen; Of Textile Materials (other Than Cotton Or Man-made Fibres),	16		494	
	630260	Kitchen And Toilet Linen; Of Terry Towelling Or Similar Terry Fabrics, Of Cot	2.425.084	1.277.888	15.305.555	8.108.811
	630291	Toilet And Kitchen Linen; Of Cotton, Excluding Terry Towelling Or Similar Te	994	516.803	16.250	3.607.343
	630299	Toilet And Kitchen Linen; Of Textile Materials (other Than Cotton Or Man-n	5		51	
	630319	Curtains (including Drapes) And Interior Blinds; Curtain Or Bed Valances, Kr	11	51	95	821
	630392	Curtains (including Drapes) And Interior Blinds, Curtain Or Bed Valances; Of	136.096	125.836	1.735.921	1.751.255
	630399	Curtains (including Drapes) And Interior Blinds, Curtain Or Bed Valances; Of Textile Materials		4		36
	630419	Bedspreads; Not Knitted Or Crocheted	27		305	
	630491	Furnishing Articles; Excluding Those Of Heading No. 9404, N.e.c. In Heading 6304, Knitted Or		284		103
	630492	Furnishing Articles; Of Cotton, Not Knitted Or Crocheted (excluding Bedspre	19	14	411	195
	630493	Furnishing Articles; Of Synthetic Fibres, Not Knitted Or Crocheted (excludin	4	56	1.505	1.505
	630499	Furnishing Articles; Of Textile Materials Other Than Cotton Or Synthetic Fib	2		20	
	630510	Sacks And Bags; Of A Kind Used For The Packing Of Goods, Of Jute Or Of Ot	429	3.183	26.418	57.983
	630520	Sacks And Bags; Of A Kind Used For The Packing Of Goods, Of Cotton	5	64	171	560
	630532	Sacks And Bags; Of A Kind Used For The Packing Of Goods, Of Man-made Textile Materials, F		190		550
	630533	Sacks And Bags; Of A Kind Used For The Packing Of Goods, Of Man-made T	226.111	274.194	870.889	1.049.567
	630539	Sacks And Bags; Of A Kind Used For The Packing Of Goods, Of Man-made T	17.725	18.416	65.125	62.966
	630590	Sacks And Bags; Of A Kind Used For The Packing Of Goods, Of Textile Mater	102	10	99	41
	630612	Tarpaulins, Awnings And Sunblinds; Of Synthetic Fibres	355	1.627	4.346	5.653
	630619	Tarpaulins, Awnings And Sunblinds; Of Textile Materials Other Than Synthe	703		3.915	
	630640	Camping Goods; Pneumatic Mattresses		30		105
	630710	Cloths; Floor Cloths, Dish-cloths, Dusters And Similar Cleaning Cloths	714.291	628.507	5.289.997	4.653.034
	630790	Textiles; Made Up Articles (including Dress Patterns), N.e.c. In Chapter 63, I	143.493	92.171	4.405.284	888.300
	630800	Fabrics, Woven And Yarn; In Sets, Whether Or Not With Accessories, For M	1.514	2.155	15.645	3.899
	630900	Clothing; Worn, And Other Worn Articles	53.680	3.898	32.470	8.595
	631010	Rags; Used Or New, Scrap Twine, Cordage, Rope And Cables And Worn Out	54.000	105.548	39.420	56.259
	631090	Rags; Used Or New, Scrap Twine, Cordage, Rope And Cables And Worn Out	204.231		25.871	
	640110	Footwear; Waterproof With Metal Toe-cap, Rubber Or Plastic Outer Soles A	1	2.188	0	28.090

https://www.bpp.go.id

Tabel 2. Ekspor Provinsi Asal Barang Dirinci Menurut Kode HS6 Digit, 2020—2021

Provinsi Asal	Kode HS 6	Deskripsi HS 6 Digit	Berat Bersih (Kg)		Nilai FOB (US$)	
			2020	2021	2020	2021
(1)	(2)	(3)	(4)	(5)	(6)	(7)
Banten						
	640192	Footwear; Waterproof, Covering The Ankle (but Not The Knee), Rubber Or	520.605	2.976.943	6.281.301	36.027.155
	640199	Footwear; Waterproof, N.e.c. In Heading No. 6401, Rubber Or Plastic Outer	2.126	13	6.603	1.724
	640212	Sports Footwear; With Outer Soles And Uppers Of Rubber Or Plastics, Ski-b	76.634	126.651	2.331.711	3.561.231
	640219	Sports Footwear; (other Than Ski-boots, Snowboard Boots Or Cross-countr	7.243.276	10.531.616	134.457.849	219.494.308
	640220	Footwear; With Outer Soles And Uppers Of Rubber Or Plastics, Upper Strap	347.813	384.107	7.510.597	6.403.550
	640291	Footwear; N.e.c. In Heading No. 6402, Covering The Ankle, With Outer Sole	96.298	155.355	765.154	1.445.670
	640299	Footwear; N.e.c. In Heading No. 6402, (other Than Just Covering The Ankle	919.283	2.130.461	19.739.415	48.307.627
	640312	Sports Footwear; With Outer Soles Of Rubber, Plastics, Leather Or Composi	9.646	22.029	257.435	558.751
	640319	Sports Footwear; (other Than Ski-boots, Snowboard Boots Or Cross-countr	38.797.219	49.932.014	868.182.530	1.110.269.124
	640320	Footwear; With Outer Soles Of Leather, Uppers Consisting Of Leather Strap	6.531	2.947	153.618	31.668
	640340	Footwear; With Metal Toe-cap, Outer Soles Of Rubber, Plastics, Leather Or	1.349.109	1.799.650	13.850.229	20.270.958
	640351	Footwear; N.e.c. In Heading No. 6403, With Outer Soles And Uppers Of Leather, Covering Th		1.410		3.050
	640359	Footwear; N.e.c. In Heading No. 6403, (not Covering The Ankle), Outer Soles And Uppers Of		62		267
	640391	Footwear; N.e.c. In Heading No. 6403, Covering The Ankle, Outer Soles Of	554.669	1.181.175	11.505.031	22.255.165
	640399	Footwear; N.e.c. In Heading No. 6403, (not Covering The Ankle), Outer Sole	12.955.326	13.994.580	246.357.508	263.614.094
	640411	Sports Footwear; Tennis Shoes, Basketball Shoes, Gym Shoes, Training Sho	23.221.828	28.442.670	495.055.863	643.474.930
	640419	Footwear; (other Than Sportswear), With Outer Soles Of Rubber Or Plastics	12.123.199	4.624.740	313.078.069	119.385.911
	640420	Footwear; Outer Soles Of Leather Or Composition Leather, Uppers Of Textil	5.456	840	81.642	17.313
	640510	Footwear; With Uppers Of Leather Or Composition Leather, N.e.c. In Chapt	273.657	260.375	11.311.205	11.180.205
	640520	Footwear; With Uppers Of Textile Materials, N.e.c. In Chapter 64		2		5
	640590	Footwear; N.e.c. In Chapter 64	71.165	34.621	1.660.184	845.680
	640610	Footwear; Parts, Uppers And Parts Thereof, Other Than Stiffeners	102.887	52.120	3.499.832	2.501.035
	640620	Footwear; Parts, Outer Soles And Heels, Of Rubber Or Plastics	367.419	108.238	3.926.965	1.137.508
	640690	Footwear; Parts, N.e.c. In Heading 6406	182.279	379.467	3.026.583	2.072.182
	650400	Hats And Other Headgear; Plaited Or Made By Assembling Strips Of Any Ma	13.360	97.473	195.267	1.736.652
	650500	Hats And Other Headgear; Knitted Or Crocheted, Or Made Up From Lace, F	15.636	11.296	385.456	331.366
	650610	Headgear; Safety, Whether Or Not Lined Or Trimmed	350.876	544.982	2.566.999	4.340.208
	650691	Headgear; (other Than Safety Headgear), Of Rubber Or Plastics, Whether O	8		350	
	650699	Headgear; (other Than Safety Headgear), (of Materials Other Than Rubber	18	6	54	125
	650700	Head-bands, Linings, Covers, Hat Foundations, Hat Frames, Peaks And Chin	5.161	0	37.762	8
	660110	Umbrellas And Sun Umbrellas; Garden Or Similar Umbrellas	15.967	24	240.154	205
	660199	Umbrellas And Sun Umbrellas; N.e.c. In Heading No. 6601 (including Walkir	167	82	1.024	165
	660200	Walking-sticks, Seat-sticks, Whips, Riding-crops And The Like		5		124
	660390	Trimmings, Accessories And Parts Of Articles Of Heading No. 6601 Or 6602;	1	1	45	1
	670210	Flowers, Foliage And Fruit, Artificial, And Parts Thereof; Articles Made Of Artificial Flowers, F		545		4.196
	670290	Flowers, Foliage And Fruit, Artificial, And Parts Thereof; Articles Made Of Artificial Flowers, F		10		36
	670300	Human Hair, Dressed, Thinned, Bleached Or Otherwise Worked; Wool Or O	1	2	3.343	4.890
	670411	Wigs; Complete, Of Synthetic Textile Materials		1.108		11.673
	670419	False Beards, Eyebrows And Eyelashes, Switches And The Like; Of Synthetic	1.113	4.408	27.673	82.351
	670420	Wigs, False Beards, Eyebrows And Eyelashes, Switches And The Like And Ot	94	342	451	23.085
	670490	Wigs, False Beards, Eyebrows And Eyelashes, Switches And The Like And Ot	60.595	45.700	2.419.391	2.116.005
	680100	Stone; Setts, Curbstones And Flagstones, Of Natural Stone (except Slate)	100.818	119.031	54.408	104.410
	680221	Marble, Travertine And Alabaster; Simply Cut Or Sawn, With A Flat Or Even Surface		70.079		166.415
	680229	Stone; Monumental Or Building Stone, N.e.c. In Item No. 6802.2, Articles T	49.025	2.626	27.012	4.329
	680291	Marble, Travertine And Alabaster; Articles Thereof, (other Than Simply Cut	45.130	21	16.957	7.138
	680292	Stone; Calcareous (excluding Marble, Travertine, Alabaster) Articles Thereof, (other Than Sim		23.100		18.150
	680293	Granite; Articles Thereof, (other Than Simply Cut Or Sawn, With A Flat Or E	431.456	369.725	680.134	459.448
	680299	Stone; Natural (excluding Marble, Travertine, Alabaster, Other Calcareous S	302.259	609.461	102.573	168.486
	680410	Millstones And Grindstones; For Milling, Grinding Or Pulping	77	2.754	4.015	57.600
	680421	Millstones, Grindstones, Grinding Wheels And The Like; Of Agglomerated S	338	760	26.304	9.896
	680423	Millstones, Grindstones, Grinding Wheels And The Like; Of Natural Stone	7	62.293	12	12.834
	680430	Stones; Hand Sharpening Or Polishing Stones, Of Natural Stone, Agglomerated Natural Or Ar		13.712		46.506
	680510	Abrasive Powder Or Grain; Natural Or Artificial, On A Base Of Woven Textil	1.905	3.276	10.876	20.759
	680520	Abrasive Powder Or Grain; Natural Or Artificial, On A Base Of Paper Or Pap	1.257		590	
	680530	Abrasive Powder Or Grain; Natural Or Artificial, On A Base Of Materials N.e	64.121	72.298	352.249	403.389
	680610	Slag Wool, Rock Wool And Similar Mineral Wools (including Intermixtures Thereof), In Bulk, S		607		1.050
	680690	Minerals; Mixtures And Articles Of Heat-insulating, Sound-insulating Or Sou	60.000	9.083	68.400	5.858
	680790	Asphalt Or Similar Material; Articles (e.g. Petroleum Bitumen Or Coal Tar Pi	9.378	8.729	4.516	3.660
	680800	Panels, Boards, Tiles, Blocks And The Like; Of Vegetable Fibre, Of Straw, Sh	25	21	132	39
	680911	Plaster, Or Plaster Compositions; Boards, Sheets, Panels, Tiles And Similar	4.109.017	2.643.347	832.127	485.597

https://www.bps.go.id

Tabel 2. Ekspor Provinsi Asal Barang Dirinci Menurut Kode HS6 Digit, 2020—2021

Provinsi Asal	Kode HS 6	Deskripsi HS 6 Digit	Berat Bersih (Kg)		Nilai FOB (US$)	
			2020	2021	2020	2021
(1)	(2)	(3)	(4)	(5)	(6)	(7)
Banten						
	680919	Plaster, Or Plaster Compositions; Boards, Sheets, Panels, Tiles And Similar A	420.760	317.117	71.246	64.747
	680990	Plaster Articles Or Articles Of Compositions Based On Plaster; N.e.c. In Hea	67		444	
	681011	Cement, Concrete Or Artificial Stone; Building Blocks Or Bricks, Whether Or	5.243.916	3.268.763	324.113	248.213
	681019	Cement, Concrete Or Artificial Stone; Tiles, Flagstones And Similar, (excludi	165.426	36.705	18.575	28.485
	681091	Cement, Concrete Or Artificial Stone; Prefabricated Structural Components For Building Or C		7.477.340		1.054.968
	681099	Cement, Concrete Or Artificial Stone; Articles (other Than Prefabricated Str	58	472	327	1.007
	681140	Asbestos-cement; Articles Or The Like, Containing Asbestos		1		3
	681182	Cellulose Fibre-cement; Articles Or The Like, Sheets, Panels, Tiles And Simil	15.950	95.841	3.649	19.804
	681189	Cellulose Fibre-cement; Articles Or The Like, Other Than Corrugated Sheets And Other Sheet		3.400		1.200
	681280	Fabricated Crocidolite (blue Asbestos) Fibres, Mixtures With A Basis Of Croc	1		31	
	681291	Asbestos Or Mixtures With A Basis Of Asbestos (other Than Crocidolite); Cl	2		22	
	681299	Asbestos Or Mixtures With A Basis Of Asbestos (other Than Crocidolite); Fib	324	683	34.012	7.757
	681381	Brake Linings And Pads; With A Basis Of Mineral Substances Or Cellulose (o	10	16	192	311
	681389	Friction Material And Articles Thereof (e.g. Sheets, Rolls, Strips, Segments, Discs, Washers, Pa		215		13.783
	681490	Mica; Worked Mica And Articles Of Mica (excluding Plates, Sheets And Strip	8		138	
	681599	Stone Articles And Articles Of Other Mineral Substances; N.e.c. Or Included	101.994	30.248	40.782	22.543
	690100	Bricks, Blocks, Tiles And Other Ceramic Goods Of Siliceous Fossil Meals (e.g	1.223.807	1.242.900	465.290	520.682
	690220	Refractory Bricks, Blocks, Tiles And Similar Refractory Ceramic Construction	51.613	142.800	30.242	68.040
	690290	Refractory Bricks, Blocks, Tiles And Similar Refractory Ceramic Construction	3.116.212	3.396.057	650.037	691.041
	690390	Refractory Ceramic Goods; Composition Of Which N.e.c. In Heading No. 69	160	2	1.046	61
	690410	Ceramic Building Bricks	3.000	545	47	77
	690490	Ceramic Flooring Blocks, Supports Or Filler Tiles And The Like (excluding Building Bricks)		5		2
	690510	Ceramic Roofing Tiles	792.298	793.706	188.809	202.447
	690590	Ceramic Chimney-pots, Cowls, Chimney Liners, Architectural Ornaments Ar	1.218	197	5.290	730
	690721	Ceramic Tiles; Flags And Paving, Hearth Or Wall Tiles Other Than Those Of S	21.657.430	24.531.312	9.014.600	8.905.447
	690722	Ceramic Tiles; Flags And Paving, Hearth Or Wall Tiles Other Than Those Of S	4.611.612	2.006.283	1.300.437	665.045
	690723	Ceramic Tiles; Flags And Paving, Hearth Or Wall Tiles Other Than Those Of S	3.978.719	3.024.333	1.469.844	1.084.989
	690730	Mosaic Cubes And The Like, Other Than Those Of Subheading 6907.40		5		2
	690740	Finishing Ceramics	251.420		41.328	
	690919	Ceramic Wares; For Laboratory, Chemical Or Other Technical Uses, Other T	33	38.799	161	76.504
	691010	Ceramic Sinks, Wash Basins, Wash Basin Pedestals, Baths, Bidets, Water Cl	9.851.566	9.919.995	24.815.340	26.381.732
	691110	Tableware And Kitchenware; Of Porcelain Or China	7.241.971	9.532.079	36.878.657	55.532.739
	691190	Household And Toilet Articles; N.e.c. In Heading No. 6911, Of Porcelain Or	59.929	19.308	130.905	74.468
	691200	Ceramic Tableware, Kitchenware, Other Household Articles And Toilet Artic	319.362	162.773	2.575.827	683.015
	691390	Ceramic Statuettes And Other Ornamental Ceramic Articles; Other Than Of	556	1.644	1.238	1.764
	691410	Ceramic Articles N.e.c. In Chapter 69; Of Porcelain Or China	162	15	2.436	188
	691490	Ceramic Articles N.e.c. In Chapter 69; Other Than Of Porcelain Or China	8.467	46.984	21.839	140.036
	700232	Glass; Unworked, Tubes, Of Glass Having A Linear Coefficient Of Expansion	263		829	
	700312	Glass; Cast Glass And Rolled Glass, Non-wired Sheets, Coloured Through Th	22.418	25.366	79.875	88.106
	700420	Glass; Drawn And Blown, In Sheets, Coloured Throughout The Mass (body	3.347	1.400	76.569	9.163
	700510	Glass; Float Glass And Surface Ground Or Polished Glass, In Sheets, Non-wired, Having An Ab		226.059		130.494
	700521	Glass; Float Glass And Surface Ground Or Polished Glass, In Sheets, Non-wired, Coloured Thr		89.665		59.821
	700529	Glass; Float Glass And Surface Ground Or Polished Glass, In Sheets, Non-wi	37	52	770	623
	700530	Glass; Float Glass And Surface Ground Or Polished Glass, In Sheets, Wired	33.904	43.220	161.376	216.997
	700600	Glass Of Heading No. 7003, 7004 Or 7005; Bent, Edge-worked, Engraved, D	2.207	3.529	5.800	7.245
	700711	Glass; Safety Glass, Toughened (tempered), Of Size And Shape Suitable For	369	1.103	4.383	63.169
	700719	Glass; Safety Glass, Toughened (tempered), (not Of A Size And Shape Suital	401.834	328.066	265.848	284.153
	700721	Glass; Safety Glass, Laminated, Of Size And Shape Suitable For Incorporation In Vehicles, Airc		1		41
	700729	Glass; Safety Glass, Laminated, (not Of A Size And Shape Suitable For Incor	853.814	558.458	1.203.942	634.858
	700800	Glass; Multiple-walled Insulating Units Of Glass	205.113	453.147	581.041	869.757
	700910	Glass; Rear-view Mirrors For Vehicles	0	40	3	70
	700991	Glass Mirrors; Unframed, Excluding Rear-view Mirrors For Vehicles	2.603.351	3.469.974	1.436.065	2.007.541
	700992	Glass Mirrors; Framed, Excluding Rear-view Mirrors For Vehicles	34.740	34.836	190.765	153.566
	701090	Glass; Carboys, Bottles, Flasks, Jars, Pots, Phials And Other Containers Of G	1.110	25.388	14.064	32.099
	701310	Glassware; Of A Kind Used For Table, Kitchen, Toilet, Office, Indoor Decorat	11.100	13.515	15.594	6.602
	701322	Stemware Drinking Glasses, Of Lead Crystal	565		5.641	
	701328	Stemware Drinking Glasses, Other Than Of Lead Crystal Or Glass-ceramics	157.314	123.965	114.826	84.380
	701337	Glassware; Drinking Glasses (not Stemware), Other Than Of Lead Crystal Or	169.485	253.882	114.432	195.226
	701349	Glassware Of A Kind Used For Table Or Kitchen Purposes (not Drinking Glas	17.329.527	17.223.359	12.266.915	12.533.749
	701391	Glassware; N.e.c. In Heading No. 7013, Of Lead Crystal		0		21

https://www.bps.go.id

Tabel 2. Ekspor Provinsi Asal Barang Dirinci Menurut Kode HS6 Digit, 2020—2021

Provinsi Asal	Kode HS 6	Deskripsi HS 6 Digit	Berat Bersih (Kg)		Nilai FOB (US$)	
			2020	2021	2020	2021
(1)	(2)	(3)	(4)	(5)	(6)	(7)
Banten						
	701399	Glassware; N.e.c. In Heading No. 7013, Other Than Of Lead Crystal	1.998	465	59.083	8.598
	701510	Glasses For Corrective Spectacles; Curved, Bent, Hollowed Or The Like, Not	5		390	
	701590	Glasses; Clock Or Watch And Similar, Glasses For Non-corrective Spectacles, Curved, Bent, H		1		122
	701690	Multicellular Or Foam Glass; In Blocks, Panels, Plates, Shells Or Similar Form	2	26.000	1	103.902
	701810	Glass; Beads, Imitation Pearls, Imitation Precious Or Semi-precious Stones	3	9	3	38
	701890	Glass; Articles Thereof, Statuettes And Other Ornaments Of Lamp Worked	334		19.218	
	701911	Glass Fibres; (including Glass Wool), Chopped Strands, Of A Length Of Not	13.200		17.406	
	701912	Glass Fibres; (including Glass Wool), Rovings	100	602.889	0	590.447
	701919	Glass Fibres; (including Glass Wool), Slivers, Yarns And Threads		1.348		7.558
	701990	Glass Fibres; N.e.c. In Heading No. 7019	500.029	41.015	793.600	122.250
	702000	Glass; Articles N.e.c. In Chapter 70	2.917	491	5.541	3.286
	710310	Stones; Precious (other Than Diamonds) And Semi-precious Stones, Unwor	396	320	91.448	73.964
	710391	Stones; Rubies, Sapphires And Emeralds, Worked (other Than Simply Sawn	10	7	800	20
	710399	Stones; Precious (other Than Diamonds) And Semi-precious Stones, (other Than Rubies, Sap		80		1.809
	710610	Metals; Silver Powder	1.269		878.431	
	710691	Metals; Silver, Unwrought, (but Not Powder)	492	607	33.769	43.812
	711230	Waste And Scrap Of Precious Metal Or Of Metal Clad With Precious Metal; Ash Containing P		34		21.525
	711292	Waste And Scrap Of Precious Metals; Of Platinum, Including Metal Clad Wi	1.050	720	98.990	572.783
	711311	Jewellery; Of Silver, Whether Or Not Plated Or Clad With Other Precious M	44	17	1.203	1.879
	711319	Jewellery; Of Precious Metal (excluding Silver) Whether Or Not Plated Or Clad With Precious		5		391
	711320	Jewellery; Of Base Metal Clad With Precious Metal, And Parts Thereof	4	23	95	35.442
	711711	Jewellery; Imitation, Cuff Links And Studs, Of Base Metal, Whether Or Not	26	35	997	1.358
	711719	Jewellery; Imitation, (excluding Cuff Links And Studs), Of Base Metal, Whet	24	5	7.559	1.666
	711790	Jewellery; Imitation, Of Other Than Base Metal, Whether Or Not Plated Wi	121	8	7.871	132
	720110	Iron; Non-alloy Pig Iron Containing By Weight 0.5% Or Less Of Phosphorus,	126.108		2.583.308	
	720150	Iron; Alloy Pig Iron, Spiegeleisen, In Pigs, Blocks Or Other Primary Forms	3.551.738	17.892.057	4.246.852	27.616.873
	720260	Ferro-alloys; Ferro-nickel	58.273.059	92.795.134	82.849.748	165.679.342
	720310	Ferrous Products; Obtained By Direct Reduction Of Iron Ore, In Lumps, Pell	55.537.659		2.483.155	
	720421	Ferrous Waste And Scrap; Of Stainless Steel	9.626.762	6.519.352	11.003.004	10.394.335
	720449	Ferrous Waste And Scrap; N.e.c. In Heading No. 7204		1.170.390		334.949
	720510	Iron Or Steel, Pig Iron, Spiegeleisen; Granules Thereof		30.000.000		2.460.000
	720690	Iron Or Non-alloy Steel; Primary Forms (excluding Ingots And Iron Of Headi	34	196	413	3.093
	720712	Iron Or Non-alloy Steel; Semi-finished Products Of Iron Or Non-alloy Steel;	259.702.505	428.236.960	116.454.210	304.754.745
	720719	Iron Or Non-alloy Steel; Semi-finished Products Of Iron Or Non-alloy Steel,	883.020	470.619	647.943	333.136
	720825	Iron Or Non-alloy Steel; In Coils, Without Patterns In Relief, Flat-rolled, Of A	114.810	415.700	65.723	359.017
	720826	Iron Or Non-alloy Steel; In Coils, Without Patterns In Relief, Flat-rolled, Of A	3.693.070	5.191.835	1.993.619	4.416.471
	720827	Iron Or Non-alloy Steel; In Coils, Without Patterns In Relief, Flat-rolled, Of A	6.464.758	16.392.147	3.499.607	13.036.916
	720836	Iron Or Non-alloy Steel; In Coils, Without Patterns In Relief, Flat-rolled, Of A	16.181.550	22.170.040	9.239.732	19.000.010
	720837	Iron Or Non-alloy Steel; In Coils, Without Patterns In Relief, Flat-rolled, Of A	47.885.699	102.565.104	26.440.794	86.924.705
	720838	Iron Or Non-alloy Steel; In Coils, Without Patterns In Relief, Flat-rolled, Of A	22.828.804	52.162.552	12.162.354	42.461.895
	720839	Iron Or Non-alloy Steel; In Coils, Without Patterns In Relief, Flat-rolled, Of A	12.665.066	33.015.060	6.952.981	26.416.711
	720840	Iron Or Non-alloy Steel; (not In Coils), Flat-rolled, Of A Width 600mm Or More, Hot-rolled, W		41.801		29.887
	720851	Iron Or Non-alloy Steel; (not In Coils), Flat-rolled, Of A Width 600mm Or M	735.812.665	410.295.589	353.014.569	340.146.269
	720852	Iron Or Non-alloy Steel; (not In Coils), Flat-rolled, Of A Width 600mm Or M	142.399.452	165.589.919	76.892.283	132.423.522
	720853	Iron Or Non-alloy Steel; (not In Coils), Flat-rolled, Of A Width 600mm Or M	1.005.000	3.311.510	472.706	3.016.808
	720854	Iron Or Non-alloy Steel; (not In Coils), Flat-rolled, Of A Width 600mm Or M	212.870	2.003.170	98.896	1.852.838
	720917	Iron Or Non-alloy Steel; In Coils, Flat-rolled, Width 600mm Or More, Cold-rolled, Of A Thickn		6		0
	720918	Iron Or Non-alloy Steel; In Coils, Flat-rolled, Width 600mm Or More, Cold-r	639.938		319.969	
	721012	Iron Or Non-alloy Steel; Flat-rolled, Width 600mm Or More, Plated Or Coat	1.898.051	1.289.067	1.098.543	1.633.870
	721049	Iron Or Non-alloy Steel; Flat-rolled, Width 600mm Or More, (not Corrugate	2.057		2.174	
	721061	Iron Or Non-alloy Steel; Flat-rolled, Width 600mm Or More, Plated Or Coated With Aluminiu		4.696.895		6.960.360
	721070	Iron Or Non-alloy Steel; Flat-rolled, Width 600mm Or More, Painted, Varnis	7.631	5.696.825	12.348	9.213.389
	721114	Iron Or Non-alloy Steel; Flat-rolled, Hot-rolled, Of A Width Less Than 600mm, 4.75mm Thick		98		1.260
	721119	Iron Or Non-alloy Steel; Flat-rolled, Hot-rolled, Of A Width Less Than 600mm, Less Than 4.75		15.003		20.903
	721129	Iron Or Non-alloy Steel; Flat-rolled, Cold-rolled, Of A Width Less Than 600mm, Containing By		5.329		15.388
	721250	Iron Or Non-alloy Steel; Flat-rolled, Width Less Than 600mm, Plated Or Coa	11.238		47.164	
	721260	Iron Or Non-alloy Steel; Flat-rolled, Width Less Than 600mm, Clad	18.560		80.177	
	721310	Iron Or Non-alloy Steel; Bars And Rods, Hot-rolled, In Irregularly Wound Co	2.846.439		1.413.257	
	721420	Iron Or Non-alloy Steel; Bars And Rods, Hot-rolled, Hot-drawn Or Hot-extru	15.289.747	50.566.031	7.591.865	36.191.017
	721510	Iron Or Non-alloy Steel; Bars And Rods, Of Free-cutting Steel, Cold-formed	72.993		159.628	

https://www.bps.go.id

Tabel 2. Ekspor Provinsi Asal Barang Dirinci Menurut Kode HS6 Digit, 2020—2021

Provinsi Asal	Kode HS 6	Deskripsi HS 6 Digit	Berat Bersih (Kg)		Nilai FOB (US$)	
			2020	2021	2020	2021
(1)	(2)	(3)	(4)	(5)	(6)	(7)
Banten						
	721590	Iron Or Non-alloy Steel; Bars And Rods, N.e.c. In Chapter 72, N.e.c. In Head	2		27	
	721621	Iron Or Non-alloy Steel; L Sections, Hot-rolled, Hot-drawn Or Extruded, Of A	174.817	1.038.301	85.037	797.822
	721631	Iron Or Non-alloy Steel; U Sections, Hot-rolled, Hot-drawn Or Extruded, Of	3	25.960	72	19.249
	721640	Iron Or Non-alloy Steel; L Or T Sections, Hot-rolled, Hot-drawn Or Extruded, Of A Height Of 8		203.552		155.118
	721699	Iron Or Non-alloy Steel; Angles, Shapes And Sections, N.e.c. In Heading No.	149	120	4.337	4.536
	721710	Iron Or Non-alloy Steel; Wire, (not Plated Or Coated), Whether Or Not Polis	346.096	300.420	431.482	441.045
	721720	Iron Or Non-alloy Steel; Wire, Plated Or Coated With Zinc	47.526	143.506	60.563	152.609
	721730	Iron Or Non-alloy Steel; Wire, Plated Or Coated With Base Metals (other Th	551.439	431.640	129.553	39.600
	721790	Iron Or Non-alloy Steel; Wire, N.e.c. In Heading No. 7217		11		35
	721899	Steel, Stainless; Semi-finished Products, Other Than Of Rectangular Cross-s	374	24	11.751	231
	721914	Steel, Stainless; Flat-rolled, Width 600mm Or More, Hot-rolled, In Coils, Of A Thickness Of Le		1		35
	721934	Steel, Stainless; Flat-rolled, Width 600mm Or More, Cold-rolled, Of A Thick	25		137	
	722012	Steel, Stainless; Flat-rolled, Width Less Than 600mm, Hot-rolled, Of A Thick	52.554	48.317	37.495	61.300
	722090	Steel, Stainless; Flat-rolled, Width Less Than 600mm, N.e.c. In Heading No	3.415	1.316	23.229	11.089
	722240	Steel, Stainless; Angles, Shapes And Sections	49	10	757	249
	722300	Steel, Stainless; Wire	160	1	928	48
	722620	Steel, Alloy; Flat-rolled, Width Less Than 600mm, Of High Speed Steel		80.920		52.750
	722830	Steel, Alloy; Bars And Rods, Hot-rolled, Hot-drawn Or Extruded	22.439		36.330	
	722920	Steel, Alloy; Wire, Of Silico-manganese Steel		1		5
	722990	Steel, Alloy; Wire, Of Materials Other Than Silico-manganese Steel		3		7
	730120	Iron Or Steel; Angles, Shapes And Sections, Welded	10		640	
	730290	Iron Or Steel, Railway Or Tramway Track Construction Material; N.e.c. In He	240.340	150.871	556.459	348.334
	730300	Cast Iron; Tubes, Pipes And Hollow Profiles	813	170	2.136	380
	730411	Iron Or Steel (excluding Cast Iron); Seamless, Line Pipe Of A Kind Used For	111	4.015.035	756	4.399.477
	730419	Iron Or Steel (excluding Cast Iron Or Stainless Steel); Seamless, Line Pipe Of	52.781	42.132	53.458	55.855
	730422	Steel, Stainless; Seamless, Drill Pipe, Of A Kind Used In Drilling For Oil Or Ga	1.014		53.754	
	730423	Iron Or Steel (excluding Cast Iron Or Stainless Steel); Seamless, Drill Pipe, O	2		2	
	730424	Steel, Stainless; Seamless, Casing And Tubing, Of A Kind Used In Drilling For	12.457.887	9.597.115	71.512.885	60.568.175
	730429	Iron Or Steel (excluding Cast Iron Or Stainless Steel); Seamless, Casing And	1.962.426	249.505	3.560.183	198.786
	730439	Iron Or Non-alloy Steel (excluding Cast Iron); Seamless, (excluding Cold-drawn Or Cold-rolled		416.770		996.537
	730441	Steel, Stainless; Cold-drawn Or Cold-rolled (cold-reduced), Tubes And Pipes	2.588	2	32.568	294
	730449	Steel, Stainless; (excluding Cold-drawn Or Cold-rolled), Tubes Pipes And Ho	3.579	45.469	8.706	180.502
	730459	Steel, Alloy (not Stainless Steel); (excluding Cold-drawn Or Cold-rolled), Tub	10.691		25.151	
	730490	Iron Or Steel (excluding Cast Iron); Seamless, Tubes, Pipes And Hollow Profiles, Seamless, N.e		25.215		24.650
	730519	Iron Or Steel (excluding Cast Iron); Line Pipe Of A Kind Used For Oil Or Gas I	4.584.370		3.797.027	
	730531	Iron Or Steel (excluding Cast Iron); Tubes And Pipes (other Than Line Pipe C	65.275	94.479	473.997	570.765
	730611	Steel; Stainless; Line Pipe Of A Kind Used For Oil Or Gas Pipelines N.e.c. In C	913	451	4.542	17.525
	730619	Iron Or Steel (excluding Cast Iron); Line Pipe Of A Kind Used For Oil Or Gas I	423		780	
	730630	Iron Or Non-alloy Steel (excluding Cast Iron); Tubes And Pipes (not Seamles	216.198	154.517	350.842	230.232
	730640	Steel, Stainless; Tubes, Pipes And Hollow Profiles, Welded, Of Circular Cros	36	26.363	101	57.653
	730661	Iron Or Steel (excluding Cast Iron); Tubes, Pipes And Hollow Profiles (not Se	149.590	95.640	248.289	159.426
	730669	Iron Or Steel (excluding Cast Iron); Tubes, Pipes And Hollow Profiles (not Seamless), N.e.c. In		20.581		138.867
	730690	Iron Or Steel (excluding Cast Iron); Tubes, Pipes And Hollow Profiles (not Se	85	84	499	216
	730711	Cast Iron; Cast Fittings, Of Non-malleable Cast Iron		107		8.219
	730719	Iron Or Steel; Cast Fittings, Other Than Of Non-malleable Cast Iron	25.051	18.271	113.069	76.029
	730721	Steel, Stainless; Tube Or Pipe Fittings, Flanges, Of Stainless Steel		115		1.039
	730722	Steel, Stainless; Tube Or Pipe Fittings, Threaded Elbows, Bends And Sleeves	35.743	49.653	1.386.624	1.404.622
	730729	Steel, Stainless; Tube Or Pipe Fittings, N.e.c. In Item No. 7307.2		162		8.860
	730791	Iron Or Steel; Tube Or Pipe Fittings, Flanges, Other Than Stainless Steel		1.438.180		1.449.174
	730792	Iron Or Steel; Tube Or Pipe Fittings, Threaded Elbows, Bends And Sleeves,	66	3.953	3.464	108.315
	730793	Iron Or Steel; Tube Or Pipe Fittings, Butt Welding Fittings, Other Than Stain	140		2.108	
	730799	Iron Or Steel; Tube Or Pipe Fittings, N.e.c. In Item No. 7307.9, Other Than S	287.135	227.366	7.048.614	6.044.823
	730810	Iron Or Steel; Structures And Parts Thereof, Bridges And Bridge-sections	9.109.200	265.322	16.601.159	533.443
	730820	Iron Or Steel; Structures And Parts Thereof, Towers And Lattice Masts	46.142.460	51.466.801	67.665.880	66.202.497
	730830	Iron Or Steel; Structures And Parts Thereof, Doors, Windows And Their Fra	3.060	45	19.694	396
	730840	Iron Or Steel; Structures And Parts Thereof, Props And Similar Equipment F	747.395	525.112	1.010.641	820.737
	730890	Iron Or Steel; Structures And Parts Thereof, N.e.c. In Heading 7308	9.314.689	19.211.073	17.497.253	38.699.432
	730900	Reservoirs, Tanks, Vats And Similar Containers; For Any Material (excluding	4.175	2.380	480	4.014
	731010	Tanks, Casks, Drums, Cans, Boxes And Similar Containers, For Any Material	65.228	140.015	90.360	226.024
	731021	Cans; Which Are To Be Closed By Soldering Or Crimping, For Any Material (	153.840	197.140	488.421	790.291

https://banten.bps.go.id

Tabel 2. Ekspor Provinsi Asal Barang Dirinci Menurut Kode HS6 Digit, 2020—2021

Provinsi Asal	Kode HS 6	Deskripsi HS 6 Digit	Berat Bersih (Kg)		Nilai FOB (US$)	
			2020	2021	2020	2021
(1)	(2)	(3)	(4)	(5)	(6)	(7)
Banten						
	731029	Tanks, Casks, Drums, Boxes And Similar Containers For Any Material (exclu	95	1.496	114	7.854
	731100	Containers For Compressed Or Liquefied Gas, Of Iron Or Steel	187.584	325.025	1.085.477	1.032.676
	731210	Iron Or Steel; Stranded Wire, Ropes And Cables, Not Electrically Insulated	100.914	62.645	316.143	233.716
	731290	Iron Or Steel; Plaited Bands, Slings And The Like, Not Electrically Insulated		2.778		10.036
	731414	Iron Or Steel; Woven Cloth, Of Stainless Steel, (other Than Endless Bands For Machinery)		70		4.310
	731419	Iron Or Steel; Woven Cloth, Other Than Of Stainless Steel	755		3.450	
	731420	Iron Or Steel Wire; Grill, Netting And Fencing, Welded At Intersections, Of \	320		498	
	731439	Iron Or Steel Wire; Grill, Netting And Fencing, Welded At The Intersection,	690		738	
	731441	Iron Or Steel Wire; Grill, Netting And Fencing, Plated Or Coated With Zinc	596.413	656.804	726.219	1.104.056
	731442	Iron Or Steel Wire; Grill, Netting And Fencing, Coated With Plastic	760.856	612.473	1.020.945	933.386
	731449	Iron Or Steel Wire; Grill, Netting And Fencing, Coated With Materials Other Than Zinc Or Plas		142.134		387.589
	731519	Chain; Articulated Link Parts, Of Iron Or Steel	7		6	
	731582	Chain; Welded Link Chain, Of Iron Or Steel		1.032		2.462
	731589	Chain; N.e.c. In Heading No. 7315, Of Iron Or Steel		1		21
	731600	Iron Or Steel; Anchors, Grapnels And Parts Thereof	200		445	
	731700	Iron Or Steel; Nails, Tacks, Drawing Pins, Corrugated Nails, Staples (not Tho	1.809.045	984.233	1.350.071	970.096
	731812	Iron Or Steel; Threaded Wood Screws Other Than Coach Screws	16.862	17.786	60.055	62.044
	731814	Iron Or Steel; Threaded Self-tapping Screws	59.610	64.016	108.608	124.468
	731815	Iron Or Steel; Threaded Screws And Bolts N.e.c. In Item No. 7318.1, Wheth	89.840	97.417	552.610	640.622
	731816	Iron Or Steel; Threaded Nuts	273	1.813	1.237	8.327
	731819	Iron Or Steel; Threaded Screws, Bolts And Nuts N.e.c. In Item No. 7318.1	32	15	845	12.506
	731821	Iron Or Steel; Non-threaded Spring Washers And Other Lock Washers	4	44	33	136
	731822	Iron Or Steel; Non-threaded Washers, Excluding Spring And Lock	9.397	19.438	44.295	52.356
	731823	Iron Or Steel; Non-threaded Rivets		413		586
	731824	Iron Or Steel; Non-threaded Cotters And Cotter-pins	10.533	17.114	194.692	270.699
	731829	Iron Or Steel; Non-threaded Articles, N.e.c. In Item No. 7318.2	82	9.813	1.864	81.118
	731990	Sewing And Knitting Needles, Bodkins, Crochet Hooks, Embroidery Stilettos	2	10	25	4.623
	732010	Iron Or Steel; Leaf-springs And Leaves Therefor	19.210	26.170	21.791	50.679
	732020	Iron Or Steel; Helical Springs And Leaves For Springs	2.365	1.938	35.468	29.480
	732090	Iron Or Steel; Springs N.e.c. In Heading No. 7320	4.218	5.457	28.409	52.309
	732111	Cooking Appliances And Plate Warmers; For Gas Fuel Or For Both Gas And	706.372	1.006.939	4.566.673	6.228.813
	732119	Cooking Appliances And Plate Warmers; For Solid Fuel And Fuels Other Tha	2		80	
	732190	Domestic Appliances; Non-electric, Parts Thereof, Of Iron Or Steel	12.413	12.586	139.712	133.132
	732310	Iron Or Steel; Wool, Pot Scourers And Scouring Or Polishing Pads, Gloves And The Like		113		639
	732391	Cast Iron; Table, Kitchen And Other Household Articles And Parts Thereof,	26.804	57.995	45.714	48.202
	732393	Steel, Stainless; Table, Kitchen And Other Household Articles And Parts The	176.756	249.135	2.106.391	2.712.198
	732394	Iron (excluding Cast) Or Steel; Table, Kitchen And Other Household Articles And Parts Thereo		12		0
	732399	Iron Or Steel; Table, Kitchen And Other Household Articles And Parts There	18.881	10.647	112.960	43.764
	732410	Steel; Sinks And Wash Basins, Of Stainless Steel	8.732	8.180	68.547	65.829
	732429	Iron (other Than Cast) Or Steel; Baths		12		402
	732490	Iron Or Steel; Sanitary Ware And Parts Thereof, Excluding Sinks, Wash Basi	4.812	4	4.802	1
	732510	Iron; Articles Of Non-malleable Cast Iron	44.874	23.484	88.424	45.762
	732599	Iron Or Steel; Cast Articles, Excluding Grinding Balls And Similar Articles For	40	12	660	284
	732611	Iron Or Steel; Grinding Balls And Similar Articles For Mills, Forged Or Stamp	7.059.131	2.629.617	6.391.169	2.621.001
	732619	Iron Or Steel; Articles N.e.c. In Item No. 7326.11, Forged Or Stamped, But N	52.317	7.948	49.822	25.039
	732620	Iron Or Steel; Wire Articles	15.755	50	4.630	614
	732690	Iron Or Steel; Articles N.e.c. In Heading 7326	1.121.084	2.410.138	2.021.379	4.427.643
	740100	Copper Mattes; Cement Copper (precipitated Copper)	4.816.284	10.548.900	5.536.283	11.916.747
	740319	Copper; Refined, Unwrought, N.e.c. In Item No. 7403.1	977.456	145.764	5.800.927	1.175.264
	740321	Copper; Copper-zinc Base Alloys (brass) Unwrought	3.377.199	4.117.380	13.642.760	24.004.895
	740322	Copper; Copper-tin Base Alloys (bronze) Unwrought	101.742		454.388	
	740400	Copper; Waste And Scrap	2.661.579	2.306.562	15.059.175	18.812.130
	740610	Copper; Powders Of Non-lamellar Structure	20		504	
	740710	Copper; Bars, Rods And Profiles, Of Refined Copper		189.615		1.495.844
	740721	Copper; Bars, Rods And Profiles, Of Copper-zinc Base Alloys (brass)	5.019.241	2.690.864	21.173.758	15.736.719
	740811	Copper; Wire, Of Refined Copper, Of Which The Maximum Cross-sectional	14.291.450	26.791.425	87.253.459	248.530.468
	740819	Copper; Wire, Of Refined Copper, Of Which The Maximum Cross-sectional	30.186.731	37.551.591	196.015.517	355.737.609
	740821	Copper; Wire, Of Copper-zinc Base Alloys (brass)	1.727.758	1.830.048	8.691.397	14.219.084
	740829	Copper; Wire, Of Copper Alloys (other Than Copper-zinc Base Alloys, Coppe	285.395	296.470	1.560.661	2.402.612
	740911	Copper; Strip, Of A Thickness Exceeding 0.15mm, Of Refined Copper, In Coi	495		2.053	

https://www.bps.go.id

Tabel 2. Ekspor Provinsi Asal Barang Dirinci Menurut Kode HS6 Digit, 2020—2021

Provinsi Asal	Kode HS 6	Deskripsi HS 6 Digit	Berat Bersih (Kg)		Nilai FOB (US$)	
			2020	2021	2020	2021
(1)	(2)	(3)	(4)	(5)	(6)	(7)
Banten						
	740921	Copper; Strip, Of A Thickness Exceeding 0.15mm, Of Copper-zinc Base Alloy	126.660	138.115	727.247	1.152.015
	740929	Copper; Plates And Sheets, Of A Thickness Exceeding 0.15mm, Of Copper-z	61	7	2.617	37
	741011	Copper; Foil, Not Backed, Of A Thickness Not Exceeding 0.15mm, Of Refined Copper		3.528		38.924
	741022	Copper; Foil, Backed With Paper, Paperboard, Plastics Or Similar Backing Material, Of A Thick		1		125
	741110	Copper; Tubes And Pipes, Of Refined Copper	182.594	283.317	1.796.285	3.589.877
	741220	Copper; Tube Or Pipe Fittings (e.g. Couplings, Elbows, Sleeves) Of Copper A	441.407	895.531	6.067.521	14.053.963
	741300	Copper; Stranded Wire, Cables, Plaited Bands And The Like, Not Electrically	2.072	0	16.798	1
	741510	Copper; Nails And Tacks, Drawing Pins, Staples And Similar Articles Of Copper, Or Of Iron Or		2		1.000
	741521	Copper; Washers, (including Spring Washers), Not Threaded	3	200	516	1.164
	741529	Copper; Rivets, Cotters, Cotter-pins And Similar Articles, Not Threaded	139	0	918	242
	741533	Copper; Screws, Bolts And Nuts, Threaded	1.758	120	2.314	2.914
	741539	Copper; Articles N.e.c. In Heading No. 7415		198		1.565
	741810	Copper; Table, Kitchen Or Other Household Articles And Parts Thereof; Pot	94		23	
	741820	Copper; Sanitary Ware And Parts Thereof	0	34	97	1.537
	750300	Nickel; Waste And Scrap	806.807	896.049	2.886.725	4.242.207
	750720	Nickel; Tube And Pipe Fittings		2.986		49.650
	750890	Nickel; Articles Thereof N.e.c. In Item No. 7508.1	16		10	
	760120	Aluminium; Unwrought, Alloys	4.328.777	4.581.366	6.760.878	9.847.177
	760200	Aluminium; Waste And Scrap	367.898	137.796	419.959	162.439
	760310	Aluminium; Powders Of Non-lamellar Structure	150		12.480	
	760320	Aluminium; Powders Of Lamellar Structure, Flakes	57.420		38.471	
	760410	Aluminium; (not Alloyed), Bars, Rods And Profiles	63	65	5.566	6.036
	760421	Aluminium; Alloys, Hollow Profiles	625.291		1.683.206	
	760429	Aluminium; Alloys, Bars, Rods And Profiles, Other Than Hollow	4.217.660	4.806.258	14.719.031	20.612.751
	760519	Aluminium; (not Alloyed), Wire, Maximum Cross-sectional Dimension Is 7m	317.763	652.760	962.639	2.400.706
	760529	Aluminium; Alloys, Wire, Maximum Cross-sectional Dimension Is 7mm Or L	426.427	240.086	1.198.146	850.078
	760611	Aluminium; Plates, Sheets And Strip, Thickness Exceeding 0.2mm, (not Allo	18.141	138.498	54.230	502.618
	760612	Aluminium; Plates, Sheets And Strip, Thickness Exceeding 0.2mm, Alloys, R	195.080	2.628.031	550.732	8.931.555
	760711	Aluminium; Foil, (not Backed), Rolled (but Not Further Worked), Of A Thick	4.493.439	2.086.919	13.849.334	6.734.451
	760719	Aluminium; Foil, (not Backed), Of A Thickness Not Exceeding 0.2mm, Not R	123.295	330.470	339.955	1.183.007
	760720	Aluminium; Foil, Backed With Paper, Paperboard, Plastics Or Similar Backin	767	936	5.424	9.736
	760810	Aluminium; Tubes And Pipes, Not Alloyed	18		38	
	760820	Aluminium; Tubes And Pipes, Alloys		4.693		19.687
	761010	Aluminium; Structures (excluding Prefabricated Buildings Of Heading No. 9	953.008	586.266	7.874.620	5.631.430
	761090	Aluminium; Structures (excluding Prefabricated Buildings Of Heading No. 9	176.635	890.301	667.826	4.784.774
	761100	Aluminium; Reservoirs, Tanks, Vats And Similar Containers, For Material (n	5.187	4.740	48.753	31.931
	761290	Aluminium; Casks, Drums, Cans, Boxes And The Like For Any Material (not	269.884	226.954	1.889.580	1.374.297
	761300	Aluminium; Containers For Compressed Or Liquefied Gas	180.241	145.386	1.293.916	1.013.061
	761410	Aluminium; Stranded Wire, Cables, Plaited Bands And The Like, (not Electrically Insulated), W		190		488
	761490	Aluminium; Stranded Wire, Cables, Plaited Bands And The Like, (not Electri	1.013	50	3.857	1.720
	761510	Aluminium; Table, Kitchen Or Other Household Articles And Parts Thereof;	47.134	34.421	154.623	133.102
	761520	Aluminium; Sanitary Ware And Parts Thereof	3	27	21	93
	761610	Aluminium; Nails, Tacks, Staples (other Than Those Of Heading No. 8305), S	31.036	71	510.881	6.465
	761699	Aluminium; Articles N.e.c. In Heading 7616	305.467	338.472	1.415.251	1.715.528
	780110	Lead; Unwrought, Refined	72.993		158.863	
	780199	Lead; Unwrought, Unrefined, Not Containing By Weight Antimony As The P	1.302.582	153.300	1.263.090	147.714
	780600	Lead; Articles N.e.c. In Chapter 78	280.296	341.556	2.461.135	5.077.752
	790112	Zinc; Unwrought, (not Alloyed), Containing By Weight Less Than 99.99% Of	156.997	777.084	333.777	1.886.547
	790120	Zinc; Unwrought, Alloys	788.936	671.514	1.442.129	1.431.016
	790200	Zinc; Waste And Scrap	721.049	1.765.454	831.335	2.758.388
	790310	Zinc Dust	170.000		134.850	
	790400	Zinc; Bars, Rods, Profiles And Wire		100.628		218.734
	790500	Zinc; Plates, Sheets, Strip And Foil	33		340	
	790700	Zinc; Articles N.e.c. In Chapter 79	56.513	28.052	170.121	593.776
	800300	Tin; Bars, Rods, Profiles And Wire	786.578	531.334	14.154.869	14.449.237
	810197	Tungsten (wolfram); Waste And Scrap	117.882	59.917	1.441.666	1.125.500
	810297	Molybdenum; Waste And Scrap	540	422	11.285	9.271
	810830	Titanium; Waste And Scrap	46.346	86.040	208.924	423.379
	810890	Titanium; Other Than Unwrought, N.e.c. In Heading No. 8108	1	6	19	649
	811213	Beryllium; Waste And Scrap		25.016		546.632

https://www.bps.go.id

Tabel 2. Ekspor Provinsi Asal Barang Dirinci Menurut Kode HS6 Digit, 2020—2021

Provinsi Asal	Kode HS 6	Deskripsi HS 6 Digit	Berat Bersih (Kg)		Nilai FOB (US$)	
			2020	2021	2020	2021
(1)	(2)	(3)	(4)	(5)	(6)	(7)
Banten						
	811300	Cermets; Articles Thereof, Including Waste And Scrap	368	350	1.840	1.750
	820130	Tools, Hand; Mattocks, Picks, Hoes And Rakes		1		11
	820140	Tools, Hand; Axes, Bill Hooks And Similar Hewing Tools, Of A Kind Used In A	14		56	
	820190	Tools, Hand; Forks, Scythes, Sickles, Hay Knives, Timber Wedges, And Other	24	49.444	284	262.418
	820210	Tools, Hand; Hand Saws	916		2.795	
	820220	Tools, Hand; Band Saw Blades	789	2.379	5.880	18.784
	820239	Tools, Hand; Circular Saw Blades (including Slitting Or Slotting Saw Blades),	2.157	202	9.665	38.160
	820299	Tools, Hand; Saw Blades N.e.c. In Heading No. 8202		154.624		1.039.528
	820310	Tools, Hand; Files, Rasps And Similar Tools	1.519	28	3.138	339
	820320	Tools, Hand; Pliers (including Cutting Pliers), Pincers, Tweezers And Similar	12.497	184	59.975	308
	820330	Tools, Hand; Metal Cutting Shears And Similar Tools	1.138	2	9.546	333
	820340	Tools, Hand; Pipe-cutters, Bolt Croppers, Perforating Punches And Similar Tools		4		1.206
	820411	Tools, Hand; Hand-operated Spanners And Wrenches (including Torque Me	9.011	294	24.021	532
	820412	Tools, Hand; Hand-operated Spanners And Wrenches (including Torque Me	1.515	299	12.614	6.987
	820420	Tools, Hand; Interchangeable Spanner Sockets, With Or Without Handles	28.467	138	44.901	5.202
	820510	Tools, Hand; Drilling, Threading Or Tapping Tools	9	4	63	336
	820520	Tools, Hand; Hammers And Sledge Hammers	2.462	105	8.487	1.589
	820530	Tools, Hand; Planes, Chisels, Gauges And Similar Cutting Tools For Working	1.961		2.468	
	820540	Tools, Hand; Screwdrivers	18.194	58	20.369	7
	820551	Tools, Hand; Household Tools	14		41	
	820559	Tools, Hand; Other Hand Tools (including Glaziers Diamonds), Excluding Ho	2.021	8.464	8.589	65.252
	820570	Tools, Hand; Vices, Clamps And The Like	3.384	3	11.879	576
	820590	Tools, Hand; N.e.c. In Heading 8205, Including Anvils, Portable Forges, Hand	938	72	7.609	3.420
	820600	Tools, Hand; Two Or More Of Heading No. 8202 To 8205, Put Up In Sets Fo	17.479	10	259.130	6
	820713	Tools, Interchangeable; Rock Drilling Or Earth Boring Tools, With Working Part Of Cermets, W		474		12.100
	820719	Tools, Interchangeable; Rock Drilling Or Earth Boring Tools, With Working P	4.317	7.272	268.482	161.791
	820720	Tools, Interchangeable; (for Machine Or Hand Tools, Whether Or Not Powe	36.885		21.277	
	820730	Tools, Interchangeable; (for Machine Or Hand Tools, Whether Or Not Powe	3.439	4.207	15.461	3.612
	820740	Tools, Interchangeable; (for Machine Or Hand Tools, Whether Or Not Powe	1	86	987	114
	820750	Tools, Interchangeable; (for Machine Or Hand Tools, Whether Or Not Powe	27.779	1.223.235	25.693	8.881.635
	820770	Tools, Interchangeable; (for Machine Or Hand Tools, Whether Or Not Powe	205	70.912	28.637	618.878
	820790	Tools, Interchangeable; (for Machine Or Hand Tools, Whether Or Not Powe	2.831.986	1.031.101	11.123.015	4.922.436
	820810	Tools; Knives And Cutting Blades, For Machines Or For Mechanical Applianc	16		11.784	
	820820	Tools; Knives And Cutting Blades, For Wood Working Machines Or Mechani	3		400	
	820830	Tools; Knives And Cutting Blades, For Kitchen Appliances Or For Machines Used By The Food		42		21
	820890	Tools; Knives And Cutting Blades, For Machines Or Mechanical Appliances,	3.104	4	52.899	9
	820900	Tools; Plates, Sticks, Tips And The Like For Tools, Unmounted, Of Sintered M	5		666	
	821000	Tools; Hand-operated Mechanical Appliances, Weighing 10kg Or Less, Used	10		71	
	821191	Knives; Table Knives, Having Fixed Cutting Blades, Serrated Or Not, Excludir	2		22	
	821192	Knives; Having Fixed Cutting Blades, (other Than Table Knives), Serrated Or	69		162	
	821193	Knives; With Cutting Blades, (having Other Than Fixed Blades), Serrated Or	91		74	
	821210	Razors	165	29	12.510	3.560
	821220	Razors; Safety Razor Blades, Including Razor Blade Blanks In Strips	428	366	10.491	6.465
	821300	Scissors; Tailors' Shears, Similar Shears And Blades Therefore	603		1.136	
	821410	Cutlery; Paper Knives, Letter Openers, Erasing Knives, Pencil Sharpeners An	501	571	447	7.681
	821420	Manicure Or Pedicure Sets And Instruments; (including Nail Files)	1.272	117	7.254	2.708
	821490	Cutlery; Hair Clippers And Mincing Knives	3.852	1.839	134	9.203
	821510	Cutlery; Sets Of Assorted Articles (e.g. Spoons, Forks, Ladles, Skimmers, Cake-servers, Fish-kr		2.217		6.776
	821520	Cutlery; Sets Of Assorted Articles (e.g. Spoons, Forks, Ladles, Skimmers, Cak	12.634	17.694	210.379	261.975
	821599	Cutlery; Other Than Plated With Precious Metal	477	23	6.743	391
	830110	Padlocks; (key, Combination Or Electrically Operated), Of Base Metal	162	1	2.023	1
	830120	Locks; Of A Kind Used For Motor Vehicles (key, Combination Or Electrically	6	0	254	3
	830140	Locks; (other Than Those For Motor Vehicles Or Furniture), (key, Combinati	529	533	6.430	12.080
	830150	Clasps And Frames With Clasps; Incorporating Locks, Of Base Metal	121	565	1.966	8.184
	830160	Locks; Parts Of Padlocks, Locks, Clasps And Frames With Clasps Incorporati	3		13	
	830170	Keys; Presented Separately, Of Base Metal	7	1	1.294	9
	830210	Hinges; Suitable For Furniture, Doors, Staircases, Windows, Blinds, Coachw	747	852	12.309	12.777
	830220	Castors; With Mountings, Of Base Metal	49	89	457	1.701
	830230	Mountings, Fittings And Similar Articles; For Motor Vehicles, Of Base Metal	7.906	1.939	26.294	14.202
	830241	Mountings, Fittings And Similar Articles; Of Base Metal, Suitable For Buildin	65.490	1.404	81.106	6.918

https://bantenbps.go.id

Tabel 2. Ekspor Provinsi Asal Barang Dirinci Menurut Kode HS6 Digit, 2020—2021

Provinsi Asal	Kode HS 6	Deskripsi HS 6 Digit	Berat Bersih (Kg)		Nilai FOB (US$)	
			2020	2021	2020	2021
(1)	(2)	(3)	(4)	(5)	(6)	(7)
Banten						
	830242	Mountings, Fittings And Similar Articles; Suitable For Furniture Of Base Met	264.171	64.846	996.324	385.017
	830249	Mountings, Fittings And Similar Articles; Suitable For Other Than Buildings (	3.425	4.636	27.499	59.825
	830250	Hat-racks, Hat-pegs, Brackets And Similar Fixtures, Of Base Metal	850	135	11.242	4.014
	830260	Automatic Door Closures; Of Base Metal	97	33	684	456
	830300	Safes; Armoured Or Reinforced, Strong-boxes, Doors And Safe Deposit Lock	207.842	189.427	385.103	437.411
	830400	Office Equipment; Filing Cabinets, Card-index Cabinets, Paper Trays, Paper	576	35	58.770	290
	830520	Stationery; Staples In Strips, (e.g. For Offices, Upholstery, Packaging), Of Ba	1.513	48	715	341
	830590	Stationery; Letter Clips, Letter Corners, Paper Clips, Indexing Tags And Simi	2.378		8.858	
	830610	Bells, Gongs And The Like; Non-electric, Of Base Metal	125		529	
	830629	Statuettes And Other Ornaments; Of Base Metal Other Than Plated With Pl	11.566	15.900	211.289	540.095
	830630	Photograph, Picture Or Similar Frames, Mirrors; Of Base Metal	2.708	2.406	2.126	1.762
	830710	Tubing; Flexible, With Or Without Fittings, Of Iron Or Steel	441.917	260	292.832	25.000
	830810	Hooks, Eyes And Eyelets; Of Base Metal, Of A Kind Used For Clothing, Footw	3.140	4.015	137.930	115.603
	830890	Clasps, Frames With Clasps, Buckles, Buckle Clasps; Of Base Metal, Of A Kin	6	114	111	1.184
	830910	Stoppers; Corks, Of Base Metal	7		7	
	830990	Stoppers; Caps And Lids, Of Base Metal	248.223	439.691	637.453	1.276.516
	831000	Sign Plates, Name-plates, Address-plates And Similar Plates, Numbers, Lett	15	39	4.139	86
	831110	Electrodes; Coated, Of Base Metal, For Electric Arc-welding	538.544	565.343	1.009.423	1.141.010
	831120	Wire; Cored, Of Base Metal, For Electric Arc-welding		51		2.164
	831190	Wires, Rods, Tubes, Plates, Electrodes Of Base Metal Or Metal Carbides; Of	8.640		194.628	
	840212	Boilers; Watertube Boilers With A Steam Production Not Exceeding 45t Per	17.341	22.391	89.037	94.000
	840219	Boilers; Vapour Generating Boilers, Including Hybrid Boilers N.e.c. In Headi	106.642		412.452	
	840290	Boilers; Parts Of Steam Or Other Vapour Generating Boilers	116.176	152.434	616.365	882.690
	840310	Boilers; Central Heating Boilers (excluding Those Of Heading No. 8402)	2.542	156	31.210	7.508
	840390	Boilers; Parts Of Central Heating Boilers (excluding Those Of Heading No. 8	1.304.222	2.988.931	7.343.227	14.607.173
	840410	Boilers; Auxiliary Plant, For Use With Boilers Of Heading No. 8402 Or 8403 (e.g. Economisers,		60		2.725
	840420	Boilers; Condensers, For Steam Or Other Vapour Power Units	2.052.645	1.966.213	7.264.658	5.578.317
	840590	Generators; Parts Of Producer Gas, Water Gas, Acetylene Gas And Similar V	4	7	259	646
	840690	Turbines; Parts Of Steam And Other Vapour Turbines	1.469.356	569.403	9.978.092	2.919.357
	840710	Engines; For Aircraft, Spark-ignition Reciprocating Or Rotary Internal Combu	317	4.000	1.000	105.000
	840732	Engines; Reciprocating Piston Engines, Of A Kind Used For The Propulsion Of Vehicles Of Cha		16		28
	840734	Engines; Reciprocating Piston Engines, Of A Kind Used For The Propulsion Of Vehicles Of Cha		199		14.771
	840790	Engines; Rotary Internal Combustion Piston Engines, For Other Than Aircraf	60.326	13.500	290.000	250.699
	840810	Engines; For Marine Propulsion, Compression-ignition Internal Combustion	98		4.900	
	840820	Engines; Compression-ignition Internal Combustion Piston Engines (diesel C	34.350	203	24.788	2.565
	840890	Engines; Compression-ignition Internal Combustion Piston Engines (diesel Or Semi-diesel Eng		31.148		635.533
	840910	Engines; Parts Of Aircraft Engines (spark-ignition Reciprocating Or Rotary In	568	400	130.000	10.000
	840991	Engines; Parts, Suitable For Use Solely Or Principally With Spark-ignition Int	409.315	76.090	3.754.136	1.751.519
	840999	Engines; Parts For Internal Combustion Piston Engines (excluding Spark-igni	587.975	625.273	8.548.501	9.360.370
	841112	Turbo-jets; Of A Thrust Exceeding 25kn	4.725	7.248	147.500	320.024
	841121	Turbo-propellers; Of A Power Not Exceeding 1100kw	300	1.006	235.040	149.255
	841122	Turbo-propellers; Of A Power Exceeding 1100kw		286		65.000
	841181	Turbines; Gas-turbines (excluding Turbo-jets And Turbo-propellers), Of A Po	200		29.550	
	841191	Turbines; Parts Of Turbo-jets And Turbo-propellers		194		10.350
	841199	Turbines; Parts Of Gas Turbines (excluding Turbo-jets And Turbo-propellers	103.336	175.784	1.377.680	3.219.205
	841210	Engines; Reaction Engines, Other Than Turbo-jets		1.435		3.623
	841221	Engines; Hydraulic Power Engines And Motors, Linear Acting (cylinders)	250	141	8.614	20.074
	841229	Engines; Hydraulic Power Engines And Motors, Other Than Linear Acting (cylinders)		870		68.219
	841231	Engines; Pneumatic Power Engines And Motors, Linear Acting (cylinders)	4	27	270	36.959
	841239	Engines; Pneumatic Power Engines And Motors, Other Than Linear Acting (cylinders)		1		381
	841290	Engines; Parts, For Engines And Motors Of Heading No. 8412	1.750	1.084	48.588	34.967
	841311	Pumps; Fitted Or Designed To Be Fitted With A Measuring Device, For Dispensing Fuel Or Lub		158		200
	841319	Pumps; For Liquids, Fitted Or Designed To Be Fitted With A Measuring Devi	1.244	3.333	14.549	36.544
	841320	Pumps; Hand, Fitted Or Designed To Be Fitted With A Measuring Device, Fo	50.519	121.540	804.351	1.654.706
	841330	Pumps; Fuel, Lubricating Or Cooling Medium Pumps For Internal Combustio	302.882	296.104	9.027.057	10.069.967
	841350	Pumps; Reciprocating Positive Displacement Pumps, N.e.c. In Heading No. 8	1.454	7.911	28.354	112.647
	841360	Pumps; Rotary Positive Displacement Pumps, N.e.c. In Heading No. 8413, F	7.797	5.517	58.333	23.052
	841370	Pumps; Centrifugal, N.e.c. In Heading No. 8413, For Liquids	12.172	2.062	60.645	4.227
	841381	Pumps And Liquid Elevators; N.e.c. In Heading No. 8413	6.321	9.046	47.989	38.644
	841391	Pumps; Parts Thereof	153.395	130.960	4.916.988	5.579.706

https://banten.bps.go.id

Tabel 2. Ekspor Provinsi Asal Barang Dirinci Menurut Kode HS6 Digit, 2020—2021

Provinsi Asal	Kode HS 6	Deskripsi HS 6 Digit	Berat Bersih (Kg)		Nilai FOB (US$)	
			2020	2021	2020	2021
(1)	(2)	(3)	(4)	(5)	(6)	(7)
Banten						
	841420	Pumps; Hand Or Foot-operated Air Pumps	100	4	7.875	56
	841430	Compressors; Of A Kind Used In Refrigerating Equipment	63.271	73.714	261.409	325.617
	841440	Compressors; Air Compressors Mounted On A Wheeled Chassis For Towing	4.733		39.793	
	841451	Fans; Table, Floor, Wall, Window, Ceiling Or Roof Fans, With A Self-contain	217.661	28.993	1.909.925	252.305
	841459	Fans; N.e.c. In Item No. 8414.51	109	78.234	6.027	844.095
	841460	Hoods; Ventilating Or Recycling Hoods Incorporating A Fan, Whether Or No	36.534	38.889	202.945	210.409
	841480	Pumps And Compressors; For Air, Vacuum Or Gas, N.e.c. In Heading No. 84	1.315.557	1.334.033	12.483.017	13.763.736
	841490	Pumps And Compressors; Parts, Of Air Or Vacuum Pumps, Air Or Other Gas	2.494	1.671	197.084	28.248
	841510	Air Conditioning Machines; Comprising A Motor-driven Fan And Elements F	974	9	3.088	58
	841581	Air Conditioning Machines; Containing A Motor Driven Fan, Other Than Wi	38	138	107	1.193
	841582	Air Conditioning Machines; Containing A Motor Driven Fan, Other Than Wi	38	46	11.355	7.090
	841583	Air Conditioning Machines; Containing A Motor Driven Fan, Other Than Wi	26	6	196	61
	841590	Air Conditioning Machines; With Motor Driven Fan And Elements For Temp	471.811	468.744	3.471.892	1.390.560
	841620	Furnaces; Furnace Burners, For Pulverized Solid Fuel Or Gas, Including Com	2		22	
	841690	Furnaces; Parts Of Furnace Burners, For Liquid Fuel, Pulverized Solid Fuel Or Gas, Mechanica		51		1.842
	841710	Furnaces And Ovens; Non-electric, For The Roasting, Melting Or Other Heat-treatment Of Or		650		3.680
	841720	Ovens; Non-electric, Bakery Ovens, Including Biscuit Ovens	10	212	71	430
	841780	Furnaces And Ovens; Including Incinerators, Non-electric, For Industrial Or	19.720	44.925	227.170	123.250
	841790	Furnaces And Ovens; Parts Of Non-electric Furnaces And Ovens (including I	39.853	3.639	121.147	19.926
	841810	Refrigerators And Freezers; Combined Refrigerator-freezers, Fitted With Se	68.942.335	70.844.750	247.419.549	303.340.822
	841821	Refrigerators; For Household Use, Compression-type, Electric Or Other		0		0
	841829	Refrigerators; Household, Electric Or Not, Other Than Compression-type	5	4	74	186
	841830	Freezers; Of The Chest Type, Not Exceeding 800l Capacity	5.384	1.850	22.197	5.860
	841840	Freezers; Of The Upright Type, Not Exceeding 900l Capacity	634	5.067	7.417	8.243
	841850	Furniture Incorporating Refrigerating Or Freezing Equipment; For Storage A	11.726	26.276	65.882	211.874
	841869	Refrigerating Or Freezing Equipment; N.e.c. In Heading No. 8418	24.401	57.626	319.093	822.144
	841891	Refrigerating Or Freezing Equipment; Parts, Furniture Designed To Receive	9.645	4.045	46.542	22.478
	841899	Refrigerating Or Freezing Equipment; Parts Thereof, Other Than Furniture	1.460.916	290.960	1.351.690	1.708.632
	841911	Heaters; Instantaneous Gas Water Heaters, For Domestic Or Other Purpose	806	1.917	12.673	49.431
	841919	Heaters; Instantaneous Or Storage Water Heaters, Non-electric, Other Tha	115	50	3.191	3.303
	841939	Dryers; For Products N.e.c. In Heading No. 8419, Not Used For Domestic Purposes		888		12.451
	841950	Heat Exchange Units; Not Used For Domestic Purposes	73.371	64.683	212.866	114.419
	841960	Machinery; For Liquefying Air Or Gas, Not Used For Domestic Purposes	840		90.750	
	841981	Machinery, Plant And Equipment; For Making Hot Drinks, For Cooking Or H	27.755	43.973	238.567	395.015
	841989	Machinery, Plant And Laboratory Equipment; For Treating Materials By Cha	252	31.522	29.687	682.130
	841990	Machinery, Plant And Laboratory Equipment; Parts Of Equipment For Treat	7.253	10.290	101.023	126.668
	842119	Centrifuges; N.e.c. In Heading No. 8421, Including Centrifugal Dryers (but N	5.340	9.551	38.679	199.023
	842121	Machinery; For Filtering Or Purifying Water	32.973	16.262	131.429	142.908
	842122	Machinery; For Filtering Or Purifying Beverages Other Than Water		2.402		7.939
	842123	Machinery; Filtering Or Purifying Machinery, Oil Or Petrol Filters For Interna	18.865.760	24.250.436	93.135.078	123.259.892
	842129	Machinery; For Filtering Or Purifying Liquids, N.e.c. In Item No. 8421.2	6.045	10.468	70.931	171.543
	842131	Machinery; Intake Air Filters For Internal Combustion Engines	4.545.961	5.745.986	31.378.764	39.994.279
	842139	Machinery; For Filtering Or Purifying Gases, Other Than Intake Air Filters Fo	51.195	16.266	368.748	167.635
	842199	Machinery; Parts For Filtering Or Purifying Liquids Or Gases	298.846	201.631	1.267.456	1.098.897
	842211	Dish Washing Machines; Of The Household Type	678	6.992	6.117	40.487
	842220	Machinery; For Cleaning Or Drying Bottles Or Other Containers	2.497		3.928	
	842230	Machinery; For Filling, Closing, Sealing, Capsuling Or Labelling Bottles, Cans	8.100	2.434	60.581	126.346
	842240	Machinery; For Packing Or Wrapping	23.145	7.249	100.850	360.750
	842290	Machinery; Parts Of Machinery Of Heading No. 8422	5.845	3.563	146.588	54.797
	842310	Weighing Machines; Personal (including Baby Scales) And Household Scales	196	130	2.687	2.638
	842320	Weighing Machines; Scales For Continuous Weighing Of Goods On Conveyo	57		1.458	
	842330	Weighing Machines; Constant Weight Scales And Scales For Discharging A F	1		6	
	842381	Weighing Machines; Having A Maximum Weighing Capacity Not Exceeding	5		941	
	842382	Weighing Machines; Having A Maximum Weighing Capacity Exceeding 30kg	0	382	175	5.426
	842389	Weighing Machines; Having A Maximum Weighing Capacity Exceeding 5000kg		50		800
	842390	Weighing Machines; Weights Of All Kinds, Parts Of Weighing Machinery	8		698	
	842410	Fire Extinguishers; Whether Or Not Charged	10	61	1.000	7.017
	842420	Spray Guns And Similar Appliances		37		913
	842430	Mechanical Appliances; Steam Or Sand Blasting Machines And Similar Jet P	13.600	5.429	323.052	24.081
	842441	Mechanical Appliances; Agricultural Or Horticultural Sprayers; Portable Spr	72.191	63.963	440.881	409.180

https://bantenbps.go.id

Tabel 2. Ekspor Provinsi Asal Barang Dirinci Menurut Kode HS6 Digit, 2020—2021

Provinsi Asal	Kode HS 6	Deskripsi HS 6 Digit	Berat Bersih (Kg)		Nilai FOB (US$)	
			2020	2021	2020	2021
(1)	(2)	(3)	(4)	(5)	(6)	(7)
Banten						
	842449	Mechanical Appliances; Agricultural Or Horticultural Sprayers; Other Than Portable Sprayers		105		77
	842489	Mechanical Appliances; For Projecting, Dispersing Or Spraying Liquids Or Pc	6.905	56	107.314	1.353
	842490	Mechanical Appliances; Parts Of Machines Projecting, Dispersing Or Sprayir	18.304	17.873	321.115	409.791
	842519	Pulley Tackle And Hoists; Not Powered By An Electric Motor (excluding Skip	13		1.999	
	842539	Winches; Capstans; Not Powered By An Electric Motor	25		49.676	
	842542	Jacks And Hoists; Hydraulic, Of A Kind Used For Raising Vehicles		7.899		17.977
	842549	Jacks And Hoists; (other Than Hydraulic), Of A Kind Used For Raising Vehicle	21.119	32.405	68.810	134.100
	842619	Cranes; Transporter, Gantry And Bridge Cranes	95.555	95.265	382.980	453.600
	842641	Cranes; Self-propelled Derricks And Cranes, On Tyres, N.e.c. In Heading No.	162.935	288.005	1.143.257	2.220.018
	842649	Cranes; Self-propelled Derricks And Cranes, Not On Tyres, N.e.c. In Heading No. 8426		27.025		376.069
	842691	Cranes And Derricks; Designed For Mounting On Road Vehicles		26.100		10.920
	842720	Fork-lift And Other Works Trucks; Fitted With Lifting Or Handling Equipmen	10.349	2.160.000	19.805	3.000.000
	842810	Lifts And Skip Hoists		736		11.220
	842820	Elevators And Conveyors; Pneumatic	842	10.579	2.038	94.570
	842832	Elevators And Conveyors; Continuous-action, For Goods Or Materials, Buck	1.039		5.766	
	842833	Elevators And Conveyors; Continuous-action, For Goods Or Materials, Belt	800	0	1.500	0
	842839	Elevators And Conveyors; Continuous-action, For Goods Or Materials, N.e.c	1.080	1.872	6.000	48.851
	842840	Escalators And Moving Walkways		804		9.322
	842860	Teleferics, Chair-lifts, Ski-draglines, Traction Mechanisms For Funiculars	617		15.000	
	842890	Lifting, Handling, Loading Or Unloading Machinery; N.e.c. In Heading No. 84	22		15	
	842919	Bulldozers And Angledozers; Self-propelled, Other Than Track Laying		533.040		1.071.654
	842920	Graders And Levellers		15.699		12.420
	842930	Scrapers; Self-propelled	0	8	53	282
	842940	Tamping Machines And Road Rollers; Self-propelled	21.558	682.080	3.056	825.047
	842952	Mechanical Shovels, Excavators And Shovel Loaders; With A 360 Degree Re	37.000		145.000	
	842959	Mechanical Shovels, Excavators And Shovel Loaders; N.e.c. In Item No. 842	258.794	871.700	171.849	764.780
	843041	Boring Or Sinking Machinery; Self-propelled, N.e.c. In Heading No. 8430		10.200		74.116
	843049	Boring And Sinking Machinery; Not Self-propelled		231.800		397.000
	843110	Machinery; Parts Of The Machinery Of Heading No. 8425	228	346	1.142	6.202
	843120	Machinery; Parts Of The Machinery Of Heading No. 8427	2		20	
	843131	Lifts, Skip Hoists Or Escalators; Parts Thereof		4		31
	843139	Machinery; Parts Of The Machinery Of Heading No. 8428, (other Than Lifts,	31.303	33.275	816.754	815.708
	843141	Machinery Parts; Buckets, Shovels, Grabs And Grips, For The Machinery Of	55.864	60.375	359.994	292.236
	843143	Boring Or Sinking Machinery; Parts Of The Machinery Of Item No. 8430.41	39.318	45.327	397.503	626.972
	843149	Machinery; Parts Of Machines Handling Earth, Minerals Or Ores And N.e.c.	339.730	133.507	360.488	274.163
	843280	Rollers; For Lawns Or Sports-grounds		990		6.475
	843290	Machinery; Parts Of Machinery For Soil Preparation Or Cultivation Or For Rollers For Lawns C		7		43
	843311	Mowers; Lawn, Parks Or Sports-grounds, Powered, With The Cutting Device	24		2.302	
	843351	Combine Harvester-threshers	14.820		144.313	
	843390	Harvesting Machinery; Parts, Including Parts Of Threshing Machinery, Strav	5.250	502	11.495	7.722
	843610	Machinery; For Preparing Animal Feeding Stuffs	42		1.337	
	843780	Machinery; For Use In The Milling Industry Or For The Working Of Cereals C	171	111	2.560	1.369
	843810	Machinery; Industrial, For Bakery And For The Manufacture Of Macaroni, S	14.292	25.452	457.227	520.670
	843850	Machinery; Industrial, For The Preparation Of Meat Or Poultry		71		500
	843860	Machinery; Industrial, For The Preparation Of Fruits, Nuts Or Vegetables	90		1.980	
	843880	Machinery; Used In The Industrial Preparation Or Manufacture Of Food Or	14.400	182	240.900	2.705
	843890	Machinery; Parts Of Those Machines Used In The Industrial Preparation Or	8.907	783	72.300	30.118
	843991	Machinery; Parts Of Machinery For Making Pulp Of Fibrous Cellulosic Mate	2.010		147.312	
	843999	Machinery; Parts Of Machinery For Making Or Finishing Paper Or Paperboa	114.204	7.157	3.423.486	32.738
	844110	Machines; Cutting, Of All Kinds, For Making Up Paper Pulp, Paper Or Paperboard		1		43
	844190	Machinery; Parts Of Machinery For Making Up Paper Pulp, Paper Or Paperb	1	563	30	2.556
	844250	Plates, Cylinders And Other Printing Components; Lithographic Stones Prep	4.983	8.555	33.680	40.311
	844311	Printing Machinery; Offset, Reel-fed	24.195		190.000	
	844313	Printing Machinery; Offset, N.e.c. In Item No. 8443.1		112		912
	844316	Printing Machinery; Flexographic		1.665		8.474
	844319	Printing Machinery; Used For Printing By Means Of Plates, Cylinders And Ot	260	26.944	3.030	170.270
	844331	Printing, Copying, And Facsimile Machines; Machines Which Perform Two C	118	16.759	6.476	170.250
	844332	Printing, Copying, And Facsimile Machines; Single-function Printing, Copyin	1.895	1.045	440.794	170.773
	844339	Printing, Copying, And Facsimile Machines; Single-function Printing, Copyin	342		12.131	
	844391	Printing Machinery Used For Printing By Means Of Plates, Cylinders And Other Printing Comp		2		5

https://www.bps.go.id

Tabel 2. Ekspor Provinsi Asal Barang Dirinci Menurut Kode HS6 Digit, 2020—2021

Provinsi Asal	Kode HS 6	Deskripsi HS 6 Digit	Berat Bersih (Kg)		Nilai FOB (US$)	
			2020	2021	2020	2021
(1)	(2)	(3)	(4)	(5)	(6)	(7)
Banten						
	844399	Printing Machinery; Parts And Accessories, N.e.c. In Item No. 8443.91	1.350	452	195.387	119.365
	844590	Textile Machinery; Involved In Textile Fibre Or Textile Yarn Preparation Anc	6.620		29.232	
	844610	Weaving Machines (looms); For Weaving Fabrics Of A Width 30cm Or Less		10		1.320
	844711	Knitting Machines; Circular, With Cylinder Diameter Not Exceeding 165mm	2.100		6.000	
	844712	Knitting Machines; Circular, With Cylinder Diameter Exceeding 165mm	3.320		6.000	
	844720	Knitting Machines; Flat, Stitch-bonding Machines	8.224	8.224	56.000	56.000
	844790	Machines; For Making Gimped Yarn, Tulle, Lace, Embroidery, Trimmings, Bı	67	0	1.400	21
	844819	Machinery, Auxiliary; For Machines Of Heading No. 8444, 8445, 8446 Or 84	22		5.379	
	844820	Machines; Parts And Accessories Of Machines Or Auxiliary Machinery Of He	456	2.062	12.465	56.670
	844833	Machines; Parts And Accessories Of Machines Or Auxiliary Machinery, Spin	25		1.500	
	844849	Weaving Machines (looms); Parts Including Their Auxiliary Machinery, And	82	500	9.500	122
	844859	Machines; Parts And Accessories Of Machines Or Auxiliary Machinery Of He	32		696	
	844900	Machinery; For Manufacture Or Finishing Felt Or Non-wovens In The Piece	1.540	14.000	89.512	800
	845011	Washing Machines; Household Or Laundry-type, Fully-automatic, (of A Dry	48.176	11.725	324.245	54.876
	845019	Washing Machines; Household Or Laundry-type, Not Fully-automatic, With	71	147	361	349
	845020	Washing Machines; Household Or Laundry-type, Of A Dry Linen Capacity Exceeding 10kg		274		1.232
	845090	Washing Machines; Parts For Household Or Laundry-type	247	304	3.284	3.777
	845180	Machinery; For Wringing, Dressing, Finishing, Coating Or Impregnating Textile Yarns, Fabrics		100		3.900
	845190	Machinery; Parts, Of The Machinery Of Heading No. 8451	764	745	10.242	22.221
	845210	Sewing Machines; Of The Household Type	406		4.735	
	845221	Sewing Machines; (not Household Type), Automatic Units	34.638	7.530	639.085	13.732
	845229	Sewing Machines; Not Household Or Automatic Unit Type	6.873		64.204	
	845290	Sewing Machines; Furniture, Bases And Covers For Sewing Machines And P	7.611	1.004	14.573	259
	845310	Machinery; For Preparing, Tanning Or Working Hides, Skins Or Leather, Oth	2.320		24.729	
	845320	Machinery; For Making Or Repairing Footwear, Other Than Sewing Machin	114.244	2.770	755.837	5.360
	845380	Machinery; For Making Or Repairing Articles Of Hides, Skins Or Leather, Otl	1.725	5.746	33.947	61.661
	845390	Machinery; Parts Of Those For Preparing, Tanning Or Working Hides, Skins	1.034		14.479	
	845410	Converters; Of A Type Used In Metallurgy Or In Metal Foundries	5	1	330	15
	845420	Ingot Moulds And Ladles; Of A Kind Used In Metallurgy Or In Metal Foundri	10.505	1.679	323.566	43.432
	845430	Casting Machines; Of A Kind Used In Metallurgy Or In Metal Foundries	24.000	11.700	35.820	17.910
	845490	Machines; Parts Of Converters, Ladles, Ingot Moulds And Casting Machines	1		7	
	845530	Metal-rolling Mills; Rolls Thereof	67.857		25.270	
	845611	Machine-tools; For Working Any Material By Removal Of Material; Operate	30	12.370	1.500	130.000
	845640	Machine Tools; For Working Any Material By Removal Of Material; Operate	261	573	18.497	31.659
	845811	Lathes; For Removing Metal, Horizontal, Numerically Controlled	3.000		29.800	
	845819	Lathes; For Removing Metal, Horizontal, Other Than Numerically Controlle	1.850		12.200	
	845891	Lathes; For Removing Metal, Numerically Controlled, Other Than Horizontal Lathes		22.480		109.567
	845929	Machine-tools; For Drilling By Removing Metal, Other Than Numerically Co	300	2.225	1.800	26.943
	845939	Machine-tools; For Boring-milling By Removing Metal, Other Than Numerically Controlled		11.000		70.999
	845959	Machine-tools; For Milling By Removing Metal, Knee-type, Other Than Num	1.350		9.900	
	845969	Machine-tools; For Milling By Removing Metal, Not Knee-type, Other Than Numerically Cont		2.200		24.630
	846031	Machine-tools; Sharpening (tool Or Cutter Grinding) Machines, Numerically	39		134	
	846039	Machine-tools; Sharpening (tool Or Cutter Grinding) Machines, Other Than Numerically Cont		0		10
	846090	Machine-tools; For Deburring, Grinding, Polishing Or Otherwise Finishing Metal, Sintered Me		0		21
	846120	Machine-tools; Shaping Or Slotting Machines, Working By Removing Metal,	1.310	8.900	42.771	46.000
	846150	Machine-tools; Sawing Or Cutting-off Machines, Working By Removing Met	324	2.500	13.549	26.400
	846190	Machine-tools; Planing Machines, And Other Machine-tools N.e.c. In Heading No. 8461; Wor		206		103.883
	846330	Machine-tools; Machines For Working Wire, Without Removing Material		595		24.860
	846410	Machine-tools; Sawing Machines, For Working Stone, Ceramics, Concrete, Asbestos-cement		7.440		9.600
	846420	Machine-tools; Grinding Or Polishing Machines, For Working Stone, Ceramics, Concrete, Asb		14		187
	846591	Machine-tools; For Working Wood, Cork, Bone, Hard Rubber, Hard Plastics	288.584	95.077	1.322.090	466.621
	846596	Machine-tools; For Working Wood, Cork, Bone, Hard Rubber, Hard Plastics	1.800		5.454	
	846599	Machine-tools; For Working Wood, Cork, Bone, Hard Rubber, Hard Plastics	140	19	1.747	1.500
	846610	Parts & Accessories Suited For Use Solely/principally With Machines Of Hea	11	51.299	127	402.182
	846620	Parts & Accessories Suited For Use Solely/principally With Machines Of Hea	384	417	17.963	8.301
	846630	Parts & Accessories Suited For Use Solely/principally With Machines Of Hea	194	105	9.087	11.980
	846692	Parts & Accessories Suited For Use Solely/principally For The Machines Of H	20		904	
	846693	Parts & Accessories Suited For Use Solely/principally With Machines Of Hea	23	3.002	1.189	59.907
	846694	Machine-tools; Parts And Accessories, For The Machines Of Heading No. 84	378	265	20.423	9.606
	846711	Tools; For Working In The Hand, Pneumatic, Rotary Type (including Combined Rotary-percus		302		14.348

https://bantenbps.go.id

Tabel 2. Ekspor Provinsi Asal Barang Dirinci Menurut Kode HS6 Digit, 2020—2021

Provinsi Asal	Kode HS 6	Deskripsi HS 6 Digit	Berat Bersih (Kg)		Nilai FOB (US$)	
			2020	2021	2020	2021
(1)	(2)	(3)	(4)	(5)	(6)	(7)
Banten						
	846719	Tools; For Working In The Hand, Pneumatic, Other Than Rotary Type	1.828	209	9.334	1.931
	846721	Tools; For Working In The Hand, With Self-contained Electric Motor; Drills (	1.076	93	50.397	860
	846722	Tools; For Working In The Hand, With Self-contained Electric Motor; Saws	1.975		45.586	
	846729	Tools; For Working In The Hand, With Self-contained Electric Motor; Other	2.348	1.817	132.907	47.288
	846781	Tools; For Working In The Hand, Chain Saws With Self-contained Non-elect	547	38	48.557	224
	846789	Tools; For Working In The Hand, (other Than Chain Saws), Hydraulic Or Wit	528	67	16.925	5.523
	846791	Tools; For Working In The Hand, Parts Of Chain Saws, With Self-contained N	14.464	65.036	192.614	1.001.163
	846792	Tools; For Working In The Hand, Parts Of Pneumatic Tools		2.920		6.635
	846799	Tools; For Working In The Hand, Parts Thereof For Other Than Chain Saws /	19.428	32.650	86.044	152.166
	846820	Machinery And Apparatus; Gas Operated Machinery And Apparatus N.e.c. In Item No. 8468.		4.516		6.957
	846880	Machinery And Apparatus; For Soldering, Brazing Or Welding, Whether Or	1.941		4.800	
	846890	Machinery And Apparatus; Parts, Soldering, Brazing Or Welding, Whether (	6.822	2.513	212.887	84.753
	847029	Calculating Machines; Electronic, (not Incorporating A Printing Device), Needing An External		4		3.110
	847090	Machines Incorporating A Calculating Device; N.e.c. In Heading No. 8470		1		1
	847130	Automatic Data Processing Machines; Portable, Weighing Not More Than 1	393	12.420	10.596	78.388
	847141	Automatic Data Processing Machines; Comprising In The Same Housing At I	87	375	600	17.140
	847149	Automatic Data Processing Machines; Presented In The Form Of Systems, N	88	683	22.000	61.663
	847150	Units Of Automatic Data Processing Machines; Processing Units Other Thar	898	7.666	10.127	39.655
	847160	Units Of Automatic Data Processing Machines; Input Or Output Units, Whe	418	242	16.028	8.927
	847170	Units Of Automatic Data Processing Machines; Storage Units	88	1.906	35.314	117.525
	847180	Units Of Automatic Data Processing Machines; N.e.c. In Item No. 8471.50, 8	32	38	1.264	11.824
	847190	Magnetic Or Optical Readers, Machines For Transcribing Data Onto Data M	408	23.779	72.638	80.216
	847290	Office Machines; Not Elsewhere Classified	600		10.930	
	847329	Machinery; Parts And Accessories Of The Machines Of Item No. 8470.30. 84	36	13	80	2.516
	847330	Machinery; Parts And Accessories (other Than Covers, Carrying Cases And T	2.655	3.090	19.503	175.572
	847340	Machinery; Parts And Accessories (other Than Covers, Carrying Cases And The Like) Of The M		9.538		22.984
	847350	Machines; Parts And Accessories (other Than Covers, Carrying Cases And Th	77.993	428.151	1.860.391	6.723.993
	847410	Machines; For Sorting, Screening, Separating Or Washing Earth, Stone, Ore	4.700		13.827	
	847420	Machines; For Crushing Or Grinding Earth, Stone, Ores Or Other Mineral Substances		85.000		753.087
	847431	Machines; Concrete Or Mortar Mixers	60.016	760	156.013	5.000
	847432	Machines; For Mixing Mineral Substances With Bitumen	10.866	46	28.325	1
	847439	Machines; For Mixing Or Kneading Mineral Substances, Excluding Concrete	24.000	1.050	34.560	1.173
	847490	Machines, For Sorting, Screening, Separating, Washing, Crushing Etc Miner	58.198	33.717	339.324	357.804
	847710	Machinery; Injection-moulding Machines, For Working Rubber Or Plastics (	28.411	114.651	62.200	96.013
	847720	Machinery; Extruders, For Working Rubber Or Plastics Or For The Manufact	8.500	3	6.500	4.495
	847730	Machinery; Blow Moulding Machines, For Working Rubber Or Plastics Or Fo	5.101	5.724	95.291	95.000
	847740	Machinery; Vacuum Moulding Machines And Other Thermoforming Machi	38.400		24.188	
	847780	Machinery; For Working Rubber Or Plastics Or For The Manufacture Of Pro	7.455	806	56.740	18.748
	847790	Machinery; Parts Of The Machines Of Heading No. 8477, N.e.c. In Item No.	71.502	8.673	799.198	246.312
	847910	Machinery And Mechanical Appliances; For Public Works, Building Or The L	168	81	2.166	1.761
	847920	Machinery; For The Extraction Or Preparation Of Animal Or Fixed Vegetabl	17.295		87.833	
	847940	Machines; For Making Rope Or Cable	106.662		219.596	
	847950	Machinery And Mechanical Appliances; Industrial Robots, N.e.c. Or Include	473		25	
	847960	Machinery And Mechanical Appliances; Evaporative Air Coolers	215		3.528	
	847981	Machines And Mechanical Appliances; For Treating Metal, Including Electri	764	206	200	129.030
	847982	Machines; For Mixing, Kneading, Crushing, Grinding, Screening, Sifting, Hor	9.001	19.250	53.114	294.955
	847989	Machines And Mechanical Appliances; Having Individual Functions, N.e.c. (	23.286	32.799	303.536	576.969
	847990	Machines And Mechanical Appliances; Parts, Of Those Having Individual Fu	2.411	92.347	131.754	2.198.090
	848020	Mould Bases; For Metal, Metal Carbides, Glass, Mineral Materials, Rubber (	1.226	31.772	27.084	1.102.699
	848030	Moulding Patterns; Of Metal, Metal Carbides, Glass, Mineral Materials, Rub	21.199	38	30.835	0
	848041	Moulds; For Metal Or Metal Carbides, Injection Or Compression Types	6.087		40.673	
	848049	Moulds; For Metal Or Metal Carbides, Other Than Injection Or Compression Types		255		7.200
	848060	Moulds; For Mineral Materials	11.431	45.348	235.898	111.971
	848071	Moulds; For Rubber Or Plastics, Injection Or Compression Types	86.618	61.434	1.776.354	1.686.762
	848079	Moulds; For Rubber Or Plastics, Other Than Injection Or Compression Type	153.318	19.935	2.825.283	612.758
	848110	Valves; Pressure Reducing, For Pipes, Boiler Shells, Tanks, Vats Or The Like	2.921	1.324	211.101	110.452
	848120	Valves; For Oleohydraulic Or Pneumatic Transmissions	9.668	1.132	142.486	32.677
	848130	Valves; Check (nonreturn) Valves, For Pipes, Boiler Shells, Tanks, Vats Or Th	62	167	6.914	21.398
	848140	Valves; Safety Or Relief Valves, For Pipes, Boiler Shells, Tanks, Vats Or The L	14.024	187	78.618	7.703
	848180	Taps, Cocks, Valves And Similar Appliances; For Pipes, Boiler Shells, Tanks,	723.261	739.001	4.753.099	5.556.032

https://banten.bps.go.id

Tabel 2. Ekspor Provinsi Asal Barang Dirinci Menurut Kode HS6 Digit, 2020—2021

Provinsi Asal	Kode HS 6	Deskripsi HS 6 Digit	Berat Bersih (Kg)		Nilai FOB (US$)	
			2020	2021	2020	2021
(1)	(2)	(3)	(4)	(5)	(6)	(7)
Banten						
	848190	Taps, Cocks, Valves And Similar Appliances; Parts Thereof	3.817	15.013	97.016	254.349
	848210	Ball Bearings	398	776	10.469	38.829
	848220	Bearings; Tapered Roller Bearings, Including Cone And Tapered Roller Assemblies		2		100
	848230	Bearings; Spherical Roller Bearings	10	112	22	8.955
	848240	Bearings; Needle Roller Bearings	1.743		69.252	
	848250	Bearings; Cylindrical Roller Bearings N.e.c. In Heading No. 8482		1		35
	848280	Bearings; N.e.c. In Heading No. 8482, Including Combined Ball/roller	199	1.725	10.713	1.058
	848291	Bearings; Parts, Balls, Needles And Rollers	1.028	2.708	28.018	58.464
	848299	Bearings; Parts, (other Than Balls, Needles And Rollers)	537	113	13.238	19.241
	848310	Transmission Shafts (including Cam Shafts And Crank Shafts) And Cranks	16.501	2.851	133.184	45.911
	848320	Bearing Housings, Incorporating Ball Or Roller Bearings	23	51	132	325
	848330	Bearing Housings, Not Incorporating Ball Or Roller Bearings And Plain Shaft	1.215	333.249	87.807	306.534
	848340	Gears And Gearing; (not Toothed Wheels, Chain Sprockets And Other Trans	51.459	29.811	567.896	187.503
	848350	Pulleys And Flywheels, Including Pulley Blocks	26.471	35.733	81.676	116.763
	848360	Clutches And Shaft Couplings (including Universal Joints)	13.692	29.686	47.999	155.845
	848390	Transmission Components; Toothed Wheels, Chain Sprockets And Other Tr	2.841	2.709	200.812	17.328
	848410	Gaskets And Similar Joints; Of Metal Sheeting Combined With Other Materi	39.611	42.912	1.307.947	1.708.996
	848420	Seals; Mechanical	102.061	463.157	3.123.043	4.927.172
	848490	Gasket Sets Or Assortments Of Gaskets And Similar Joints; Dissimilar In Con	4.676	58.215	153.220	2.730.537
	848690	Machines And Apparatus Of Heading 8486; Parts And Accessories		99.667		1.054.330
	848790	Machinery Parts; Not Containing Electrical Connectors, Insulators, Coils, Co	10.862	11.342	270.928	310.933
	850110	Electric Motors; Of An Output Not Exceeding 37.5w	118	38	7.372	3.147
	850120	Electric Motors; Universal Ac/dc Of An Output Exceeding 37.5w	3.434	92	6.418	774
	850131	Electric Motors And Generators; Dc, Of An Output Not Exceeding 750w	9.094	119	105.086	5.491
	850134	Electric Motors And Generators; Dc, Of An Output Exceeding 375kw	3.495		2.586	
	850140	Electric Motors; Ac Motors, Single-phase	288	531.320	1.868	3.065.716
	850151	Electric Motors; Ac Motors, Multi-phase, Of An Output Not Exceeding 750w	341	383	2.246	8.667
	850152	Electric Motors; Ac Motors, Multi-phase, Of An Output Exceeding 750w But	8.879	2.110	17.734	84.277
	850153	Electric Motors; Ac Motors, Multi-phase, Of An Output Exceeding 75kw	289	110	2.752	800
	850161	Generators; Ac Generators, (alternators), Of An Output Not Exceeding 75kv	14	2.021	137	3.260
	850164	Electric Generators; Ac Generators, (alternators), Of An Output Exceeding 7	13.836		19.841	
	850211	Electric Generating Sets; With Compression-ignition Internal Combustion Piston Engines (dies		1.920		20.601
	850212	Electric Generating Sets; With Compression-ignition Internal Combustion Piston Engines (dies		3.300		6.930
	850213	Electric Generating Sets; With Compression-ignition Internal Combustion Pi	24.000		104.900	
	850220	Electric Generating Sets; With Spark-ignition Internal Combustion Piston En	96.736	48	201.000	290
	850239	Electric Generating Sets; (excluding Those With Spark-ignition Or Compress	8.185		35.000	
	850300	Electric Motors And Generators; Parts Suitable For Use Solely Or Principally	54.813	225.123	479.688	2.064.241
	850410	Discharge Lamps Or Tubes; Ballasts Therefor		9		1.800
	850421	Electrical Transformers; Liquid Dielectric, Having A Power Handling Capacit	16.215	20.363	63.785	122.095
	850422	Electrical Transformers; Liquid Dielectric, Having A Power Handling Capacit	266.301	158.326	826.098	792.405
	850423	Electrical Transformers; Liquid Dielectric, Having A Power Handling Capacit	19.435	124.392	135.993	688.352
	850431	Electrical Transformers; N.e.c. In Item No. 8504.2, Having A Power Handling	20.703	14.120	349.595	231.251
	850432	Transformers; N.e.c. In Item No. 8504.2, Having A Power Handling Capacity	1	2	1	295
	850433	Transformers; N.e.c. In Item No. 8504.2, Having A Power Handling Capacity	24.969	17.776	147.124	130.090
	850434	Transformers; N.e.c. In Item No. 8504.2, Having A Power Handling Capacity	32.950	16.150	187.700	81.325
	850440	Electrical Static Converters	169.215	251.050	485.389	579.154
	850450	Electrical Inductors; N.e.c. In Heading No. 8504	8.561	2.427	143.427	67.562
	850490	Electrical Transformers, Static Converters And Inductors; Parts Thereof	18.466	49.405	1.266.106	1.603.573
	850511	Magnets; Permanent Magnets And Articles Intended To Become Permanen	2.325.607	2.894.549	15.876.052	21.453.883
	850519	Magnets; Permanent Magnets And Articles Intended To Become Permanen	20.900	20.349	144.922	183.265
	850610	Cells And Batteries; Primary, Manganese Dioxide	204	20	355	268
	850630	Cells And Batteries; Primary, Mercuric Oxide	1.764	1.685	22.163	21.870
	850650	Cells And Batteries; Primary, Lithium	4.008	1.965	698.187	608.398
	850660	Cells And Batteries; Primary, Air-zinc		4		605
	850680	Cells And Batteries; Primary, (other Than Manganese Dioxide, Mercuric Oxi	423	9	6.470	717
	850690	Cells And Batteries; Primary, Parts Thereof		21		2.219
	850710	Electric Accumulators; Lead-acid, Of A Kind Used For Starting Piston Engine	1	44	1	20.350
	850760	Electric Accumulators; Lithium-ion, Including Separators, Whether Or Not R	1.821	10.524	154.477	1.610.374
	850780	Electric Accumulators; Other Than Lead-acid, Nickel-cadmium, Nickel-iron,	3.952.798	6.332.483	14.925.986	26.573.539
	850790	Electric Accumulators; Parts N.e.c. In Heading No. 8507	493.175	4.027	1.380.129	18.236

https://www.bps.go.id

Tabel 2. Ekspor Provinsi Asal Barang Dirinci Menurut Kode HS6 Digit, 2020—2021

Provinsi Asal	Kode HS 6	Deskripsi HS 6 Digit	Berat Bersih (Kg)		Nilai FOB (US$)	
			2020	2021	2020	2021
(1)	(2)	(3)	(4)	(5)	(6)	(7)
Banten						
	850811	Vacuum Cleaners, With Self-contained Electric Motor, Of A Power Not Exce	215	43	1.636	84
	850819	Vacuum Cleaners, With Self-contained Electric Motor, N.e.c. In Item No. 85	165	4	4.885	154
	850860	Vacuum Cleaners, Other Than With A Self-contained Electric Motor		231		711
	850870	Parts Of Vacuum Cleaners		2		26
	850940	Electro-mechanical Domestic Appliances; Food Grinders And Mixers, Fruit (	221.170	173.308	1.150.929	790.967
	850980	Electro-mechanical Domestic Appliances; With Self-contained Electric Motc	5	41	204	657
	850990	Electro-mechanical Domestic Appliances; Parts For The Appliances Of Head	61	2	1.346	81
	851010	Shavers; With Self-contained Electric Motor	1		115	
	851110	Ignition Or Starting Equipment; Spark Plugs, Of A Kind Used For Spark Or Cc	8.815	13.632	68.996	119.473
	851120	Ignition Or Starting Equipment; Ignition Magnetos, Magneto-dynamos And Magnetic Flywhe		18		70
	851130	Ignition Or Starting Equipment; Distributors And Ignition Coils Of A Kind Us	4	0	15	954
	851140	Ignition Or Starting Equipment; Starter Motors And Dual Purpose Starter-ge	65.567	149.157	1.076.214	1.491.890
	851150	Ignition Or Starting Equipment; Generators N.e.c. In Heading No. 8511, Of A	129.679	106.776	1.104.919	996.632
	851180	Ignition Or Starting Equipment; N.e.c. In Heading No. 8511, Of A Kind Used	79	1.913	5.591	33.130
	851190	Ignition Or Starting Equipment; Parts Of The Equipment Of Heading No. 85	613.999	643.855	5.569.228	6.985.097
	851220	Lighting Or Visual Signalling Equipment; Electrical, Of A Kind Used On Moto	259.120	440.287	15.018.806	15.859.406
	851230	Sound Signalling Equipment; Electrical, Used On Cycles Or Motor Vehicles (	102.541	73.119	1.080.243	622.761
	851240	Windscreen Wipers, Defrosters And Demisters; Electrical, Of Kinds Used Fo	8.138	26.207	50.762	170.338
	851290	Lighting Or Signalling Equipment; Electrical, (excluding Articles Of Heading I	3.451.089	3.579.045	32.370.759	37.990.589
	851310	Lamps; Portable, Electric, Designed To Function By Their Own Source Of En	3.440	2.607	45.761	28.256
	851511	Brazing Or Soldering Machines And Apparatus; Soldering Irons And Guns, W	15		85	
	851519	Brazing Or Soldering Machines And Apparatus; Other Than Soldering Irons And Guns, Wheth		20		204
	851521	Welding Machines And Apparatus; For Resistance Welding Of Metal, Fully Or Partly Automat		2		15
	851531	Welding Machines And Apparatus; For Arc (including Plasma Arc) Welding (	390		7.140	
	851539	Welding Machines And Apparatus; For Arc (including Plasma Arc) Welding (	470	449	5.320	13.234
	851580	Welding Machines And Apparatus; N.e.c. In Heading No. 8515, Whether Or	195		7.403	
	851590	Welding, Brazing Or Soldering Machines; Parts Of The Machines Of Heading	60	205	208	2.212
	851610	Heaters; Electric, Instantaneous Or Storage Water And Immersion Heaters	3.881	617	25.758	10.992
	851629	Heating Apparatus; Electric Soil Heating Apparatus And Space Heating Apparatus (excluding		875		12.057
	851631	Hair-dressing Apparatus; Electro-thermic Hair Dryers	16		594	
	851632	Hair-dressing Apparatus; Electro-thermic, Other Than Hair Dryers	2		21	
	851640	Smoothing Irons; Electric	50		425	
	851650	Ovens; Microwave, Of A Kind Used For Domestic Purposes	704	120	5.504	623
	851660	Ovens, Cookers, Cooking Plates, Boiling Rings, Grillers And Roasters; Of A Ki	598.008	493.462	2.891.774	2.581.214
	851671	Electro-thermic Appliances; Coffee Or Tea Makers, Of A Kind Used For Dom	373	2.763	10.818	48.775
	851679	Electro-thermic Appliances; N.e.c. In Heading No. 8516, Used For Domestic	350	4.277	10.342	50.664
	851680	Resistors; Electric Heating, Other Than Those Of Heading No. 8545	10	125	273	3.207
	851690	Electro-thermic Appliances; Parts, Of Heating Resistors, Of Water, Space Ar	4.868	377	8.884	1.336
	851711	Line Telephone Sets With Cordless Handsets	2		18	
	851718	Telephone Sets N.e.c. In Item No. 8517.1	262	395	5.300	18.742
	851762	Communication Apparatus (excluding Telephone Sets Or Base Stations); Ma	820	2.080	72.635	136.977
	851769	Communication Apparatus (excluding Telephone Sets Or Base Stations); Ma	6	11	66	2.999
	851810	Microphones And Stands Therefor	1.452	20	39.237	5.351
	851821	Loudspeakers; Single, Mounted In Their Enclosures	13.475	10.152	22.192	16.779
	851822	Loudspeakers; Multiple, Mounted In The Same Enclosure	432	2	1.511	29
	851829	Loudspeakers; Not Mounted In Their Enclosures	12	1.305	2.126	18.505
	851830	Headphones And Earphones, Whether Or Not Combined With A Microphor	46	115	8.337	6.093
	851840	Amplifiers; Audio-frequency Electric	3.400	1.325	13.518	3.463
	851850	Amplifier Sets; Electric Sound		9		110
	851890	Microphones, Headphones, Earphones, Amplifier Equipment; Parts Of The	16	883	579	7.557
	851920	Sound Recording Or Reproducing Apparatus; Operated By Coins, Banknotes, Bank Cards, Tok		2		11
	851981	Sound Recording Or Reproducing Apparatus; Using Magnetic, Optical Or Se	0	206	1	6.936
	851989	Sound Recording Or Reproducing Apparatus; N.e.c. In Heading No 8519	0	1	22	31
	852190	Video Recording Or Reproducing Apparatus; Other Than Magnetic Tape-typ	5.317		154.959	
	852290	Sound Or Video Recording Or Reproducing Apparatus; Parts And Accessorie	2	6	11	523
	852321	Magnetic Media; Cards Incorporating A Magnetic Stripe, Whether Or Not R	51	2	365	60
	852329	Magnetic Media; Other Than Cards Incorporating A Magnetic Stripe, Wheth	2	2	87	119
	852349	Optical Media; Recorded, Excluding Products Of Chapter 37	336	43	11.644	4.124
	852351	Semiconductor Media; Solid-state Non-volatile Storage Devices, Whether C	1	41	130	141
	852352	Semiconductor Media; Smart Cards, Whether Or Not Recorded, Excluding	604	1.781	25.112	52.222

https://www.bps.go.id

Tabel 2. Ekspor Provinsi Asal Barang Dirinci Menurut Kode HS6 Digit, 2020—2021

Provinsi Asal	Kode HS 6	Deskripsi HS 6 Digit	Berat Bersih (Kg)		Nilai FOB (US$)	
			2020	2021	2020	2021
(1)	(2)	(3)	(4)	(5)	(6)	(7)
Banten						
	852359	Semiconductor Media; Other Than Smart Cards, Whether Or Not Recorded	539	1.944	45.197	130.267
	852380	Media N.e.c. In Heading 8523, Whether Or Not Recorded, Excluding Produc	3	46	610	938
	852560	Transmission Apparatus For Radio-broadcasting Or Television, Whether Or Not Incorporating		31		2.676
	852691	Radio Navigational Aid Apparatus		80		630
	852712	Radio Broadcast Receivers Capable Of Operating Without An External Powe	284.550	296.005	4.351.370	4.745.658
	852719	Radio Broadcast Receivers Capable Of Operating Without An External Powe	762	432	2.641	4.740
	852721	Radio-broadcast Receivers Not Capable Of Operating Without An External Source Of Power,		40		222
	852791	Radio-broadcast Receivers N.e.c. In Heading No. 8527; Combined With Sound Recording Or F		1		31
	852799	Radio-broadcast Receivers N.e.c. In Heading No. 8527; Not Combined With	11	11	132	5.179
	852842	Monitors; Cathode-ray Tube, Capable Of Directly Connecting To And Desigr	10		143	
	852849	Monitors; Cathode-ray Tube, N.e.c. In Subheading 8528.42, Whether Or Nc	1	6	24	293
	852852	Monitors; Other Than Cathode-ray Tube; Capable Of Directly Connecting To And Designed Fc		32		25
	852859	Monitors Other Than Cathode-ray Tube; N.e.c. In Subheading 8528.52, Wh	6	24	50	3.723
	852862	Projectors; Capable Of Directly Connecting To And Designed For Use With A	280		71.250	
	852869	Projectors; N.e.c. In Subheading 8528.62, Whether Or Not Colour	1	0	1	18
	852872	Reception Apparatus For Television, Whether Or Not Incorporating Radio-b	1.085	104	30.096	3.045
	852873	Reception Apparatus For Television, Whether Or Not Incorporating Radio-broadcast Receiver		746		13.678
	852910	Reception And Transmission Apparatus; Aerials And Aerial Reflectors Of All	2	86	7	5.719
	852990	Reception And Transmission Apparatus; For Use With The Apparatus Of He	11.767	1.216	713.213	152.662
	853080	Signalling, Safety Or Traffic Control Equipment; For Roads, Inland Waterways, Parking Faciliti		275		15.160
	853110	Signalling Apparatus; Electric, Sound Or Visual, Burglar Or Fire Alarms And S	67	111	14.329	27.918
	853120	Signalling Apparatus; Electric, Sound Or Visual, Indicator Panels Incorporati	22.404	11	34.739	45
	853180	Signalling Apparatus; Electric, Sound Or Visual, Apparatus N.e.c. In Heading No. 8531, Exclud		21		26.364
	853190	Signalling Apparatus; Parts Of The Electric, Sound Or Visual Apparatus Of Heading No. 8531		38		890
	853210	Electrical Capacitors; Fixed, Designed For Use In 50/60 Hz Circuits And Having A Reactive Pov		55		3.796
	853225	Electrical Capacitors; Fixed, Dielectric Of Paper Or Plastics		0		169
	853229	Electrical Capacitors; Fixed, N.e.c. In Heading No. 8532		9		1.398
	853230	Electrical Capacitors; Variable Or Adjustable (pre-set) Capacitors		0		3
	853310	Electrical Resistors; Fixed Carbon Resistors, Composition Or Film Types (incl	754	1.579	12.850	10.004
	853321	Electrical Resistors; Fixed, For A Power Handling Capacity Not Exceeding 20	261	1.090	3.979	9.344
	853329	Electrical Resistors; Fixed, For A Power Handling Capacity Exceeding 20w (i	69	60	4.327	14.458
	853340	Electrical Resistors; Variable, Including Rheostats And Potentiometers (excl	172	42	57.543	18.457
	853400	Circuits; Printed	6.181	11.092	329.149	510.410
	853510	Electrical Apparatus; Fuses, For A Voltage Exceeding 1000 Volts	2		3	
	853521	Electrical Apparatus; Automatic Circuit Breakers, For A Voltage Exceeding 1	1.206	1	22.005	21
	853529	Electrical Apparatus; Automatic Circuit Breakers, For A Voltage Of 72.5kv O	11		3.490	
	853530	Electrical Apparatus; Isolating And Make-and-break Switches, For A Voltage	948		18.000	
	853590	Electrical Apparatus; N.e.c. In Heading No. 8535, For Switching Or Protectir	94.179	29.458	685.835	261.180
	853610	Electrical Apparatus; Fuses, For A Voltage Not Exceeding 1000 Volts	39	124	715	1.859
	853620	Electrical Apparatus; Automatic Circuit Breakers, For A Voltage Not Exceedi	15.174	50.979	156.136	692.197
	853630	Electrical Apparatus; For Protecting Electrical Circuits, N.e.c. In Heading No.	350.312	581.772	2.251.952	3.932.913
	853641	Electrical Apparatus; Relays, (for A Voltage Not Exceeding 60 Volts)	62.668	59.029	4.552.019	5.408.582
	853649	Electrical Apparatus; Relays, For A Voltage Exceeding 60 Volts	4.526	31.204	392.313	694.134
	853650	Electrical Apparatus; Switches N.e.c. In Heading No. 8536, For A Voltage Nc	1.917	2.506	90.696	45.075
	853661	Electrical Apparatus; Lamp-holders, For A Voltage Not Exceeding 1000 Volts		243		7.749
	853669	Electrical Apparatus; Plugs And Sockets, For A Voltage Not Exceeding 1000	6.079	12.442	90.690	137.801
	853670	Connectors For Optical Fibres, Optical Fibre Bundles Or Cables	233	2	6.734	329
	853690	Electrical Apparatus; N.e.c. In Heading No. 8536, For Switching Or Protectir	11.796	7.779	60.655	239.164
	853710	Boards, Panels, Consoles, Desks And Other Bases; For Electric Control Or Th	18.813	28.327	828.416	507.568
	853720	Boards, Panels, Consoles, Desks And Other Bases; For Electric Control Or Th	364	1.620	8.432	6.522
	853810	Electrical Apparatus; Parts (e.g. Boards, Panels, Consoles, Desks, Cabinets,	1.159	1.065	39.079	32.646
	853890	Electrical Apparatus; Parts Suitable For Use Solely Or Principally With The A	7.347	1.951	118.416	45.451
	853910	Lamps; Sealed Beam Units	981	60	29.358	17.881
	853921	Lamps; Filament, (excluding Ultra-violet Or Infra-red), Tungsten Halogen	1	100	9	106
	853922	Lamps; Filament, (excluding Ultra-violet Or Infra-red), Of A Power Not Exce	220		452	
	853929	Lamps; Filament, (excluding Ultra-violet Or Infra-red), N.e.c. In Item No. 85	664	80	1.426	2.098
	853939	Lamps; Discharge, (excluding Ultra-violet, Excluding Fluorescent, Hot Cathode)		5		29
	853949	Lamps; Ultra-violet Or Infra-red Lamps, (excluding Arc-lamps)		0		1.008
	853990	Lamps; Parts Of The Lamps Of Heading No. 8539	3.031	627	25.454	12.738
	854011	Tubes; Cathode-ray Television Picture Tubes, Including Video Monitor Cath	165		1.039	

https://www.bps.go.id

Tabel 2. Ekspor Provinsi Asal Barang Dirinci Menurut Kode HS6 Digit, 2020—2021

Provinsi Asal	Kode HS 6	Deskripsi HS 6 Digit	Berat Bersih (Kg)		Nilai FOB (US$)	
			2020	2021	2020	2021
(1)	(2)	(3)	(4)	(5)	(6)	(7)
Banten						
	854040	Tubes; Data/graphic Display Tubes, Monochrome; Data/graphic Display Tubes, Colour, With		274		483
	854089	Valves And Tubes; N.e.c. In Heading No. 8540	58		4.275	
	854110	Electrical Apparatus; Diodes, Other Than Photosensitive Or Light-emitting Diodes (led)		9		2.126
	854121	Electrical Apparatus; Transistors, (other Than Photosensitive), With A Dissipation Rate Of Les		7		1.253
	854129	Electrical Apparatus; Transistors, (other Than Photosensitive), With A Dissip	43	33	23.126	7.114
	854190	Electrical Apparatus; Parts For Diodes, Transistors And Similar Semiconduct	4.636	2.949	216.102	156.977
	854231	Electronic Integrated Circuits; Processors And Controllers, Whether Or Not	33	22	3.016	225.177
	854233	Electronic Integrated Circuits; Amplifiers		50		821
	854239	Electronic Integrated Circuits; N.e.c. In Heading No. 8542	75	1.475	26.431	87.166
	854290	Parts Of Electronic Integrated Circuits	4	71	598	2.018
	854330	Electrical Machines And Apparatus; For Electroplating, Electrolysis Or Electrophoresis		4.709		1.924
	854370	Electrical Machines And Apparatus; Having Individual Functions, Not Specif	29.230	14.804	397.167	414.338
	854390	Electrical Machines And Apparatus; Parts Of The Electrical Goods Of Headir	104	156	1.286	13.979
	854411	Insulated Electric Conductors; Winding Wire, Of Copper	57.281	89.056	387.507	581.199
	854419	Insulated Electric Conductors; Winding Wire, (of Other Than Copper)	8.456	92	136.337	2.035
	854420	Insulated Electric Conductors; Co-axial Cable And Other Co-axial Electric Co	22.703	15.923	141.625	112.405
	854430	Insulated Electric Conductors; Ignition Wiring Sets And Other Wiring Sets O	6.366.195	6.609.649	139.323.565	153.354.795
	854442	Insulated Electric Conductors; For A Voltage Not Exceeding 1000 Volts, Fitte	221.514	107.000	994.709	978.149
	854449	Insulated Electric Conductors; For A Voltage Not Exceeding 1000 Volts, Not	21.004.893	23.865.777	123.574.445	194.320.236
	854460	Insulated Electric Conductors; For A Voltage Exceeding 1000 Volts	94.445	109.396	438.926	919.662
	854470	Insulated Electric Conductors; Optical Fibre Cables	54.678	132.188	357.071	587.224
	854520	Carbon Brushes; With Or Without Metal, Used For Electrical Purposes	84		102.819	
	854590	Carbon; Lamp Carbons, Battery Carbons And Other Articles Of Graphite Or Other Carbon, Wi		1		42
	854620	Electrical Insulators; Of Ceramics	23	80	249	296
	854690	Electrical Insulators; Other Than Of Glass And Ceramics	6.358	8.439	77.789	48.206
	854720	Insulating Fittings; Of Plastics, For Electrical Machines, Of Insulating Materi	449	270	8.587	12.696
	854790	Insulating Fittings; (other Than Of Ceramics Or Plastics), For Electrical Mach	45		400	
	860610	Railway Or Tramway Goods Vans And Wagons; Tank Wagons And The Like,	15.230	9.210	276.100	86.000
	860799	Railway Or Tramway Rolling Stock; Parts N.e.c. In Heading No. 8607	105.971	136.568	2.481.852	2.901.516
	860800	Railway Or Tramway Track Fixtures And Fittings; Mechanical (including Electro-mechanical) S		3.548		5.770
	860900	Containers; (including Containers For Transport Of Fluids) Specially Designe	230	7.807	7.370	20.774
	870130	Tractors; Track-laying	10.098		212.683	
	870192	Tractors; N.e.c. In Heading No 8701 (other Than Tractors Of Heading No 87	1.150		3.332	
	870323	Vehicles; With Only Spark-ignition Internal Combustion Reciprocating Pistor	1.530		18.400	
	870324	Vehicles; With Only Spark-ignition Internal Combustion Reciprocating Pistor	1.800		30.662	
	870390	Vehicles; For Transport Of Persons (other Than Those Of Heading No. 8702	1.898		8.510	
	870410	Vehicles; Dumpers, Designed For Off-highway Use, For Transport Of Goods		2.010		9.000
	870421	Vehicles; Compression-ignition Internal Combustion Piston Engine (diesel C	3.000	4.300	11.390	22.400
	870423	Vehicles; Compression-ignition Internal Combustion Piston Engine (diesel Or Semi-diesel), Fo		8.000		87.000
	870490	Vehicles; For Transport Of Goods, N.e.c. In Heading No. 8704	14.500		70.171	
	870510	Vehicles; Crane Lorries		113.818		682.467
	870790	Vehicles; Bodies (including Cabs) For The Motor Vehicles Of Heading No. 87	693		2.776	
	870810	Vehicles; Bumpers And Parts Thereof, For The Vehicles Of Heading No. 870	132.595	231.164	1.658.236	2.210.606
	870821	Vehicles; Parts Of Bodies, Safety Seat Belts	131	1.263	5.370	22.358
	870829	Vehicles; Parts And Accessories, Of Bodies, Other Than Safety Seat Belts	3.486	63.418	89.897	607.450
	870830	Vehicle Parts; Brakes, Servo-brakes And Parts Thereof	5.860	14.027	124.093	296.191
	870840	Vehicle Parts; Gear Boxes And Parts Thereof	53.075	19.381	205.333	282.650
	870850	Vehicle Parts; Drive-axles With Differential, Whether Or Not Provided With	161	10.168	6.807	48.133
	870870	Vehicle Parts; Road Wheels And Parts And Accessories Thereof	348.779	1.101.948	1.722.761	5.620.304
	870880	Vehicle Parts; Suspension Systems And Parts Thereof (including Shock-absc	381.906	345.087	864.850	888.340
	870891	Vehicle Parts; Radiators And Parts Thereof	75.482	177.989	858.152	2.218.579
	870892	Vehicle Parts; Silencers (mufflers) And Exhaust Pipes; Parts Thereof	4.144	2.171	104.738	111.947
	870893	Vehicle Parts; Clutches And Parts Thereof	894	1.833	56.848	68.442
	870894	Vehicle Parts; Steering Wheels, Steering Columns And Steering Boxes; Parts	10.492	24.874	219.474	326.220
	870895	Vehicle Parts; Safety Airbags With Inflater System; Parts Thereof	497	34	25.209	1.028
	870899	Vehicle Parts And Accessories; N.e.c. In Heading No. 8708	121.053	149.848	624.562	982.045
	870990	Vehicles; Parts Of The Vehicles Of Heading No. 8709	25.440		135.081	
	871110	Motorcycles (including Mopeds) And Cycles; Fitted With An Auxiliary Motor	810	60.548	9.700	922.452
	871120	Motorcycles (including Mopeds) And Cycles; Fitted With An Auxiliary Motor	4.293.483	3.327.655	61.428.228	50.789.894
	871160	Motorcycles (including Mopeds) And Cycles; Fitted With Auxiliary Motor, W	896	679	72.716	8.865

https://www.bps.go.id

Tabel 2. Ekspor Provinsi Asal Barang Dirinci Menurut Kode HS6 Digit, 2020—2021

Provinsi Asal	Kode HS 6	Deskripsi HS 6 Digit	Berat Bersih (Kg)		Nilai FOB (US$)	
			2020	2021	2020	2021
(1)	(2)	(3)	(4)	(5)	(6)	(7)
Banten						
	871200	Bicycles And Other Cycles; Including Delivery Tricycles, Not Motorised	5.148	92.199	54.383	963.212
	871390	Carriages For Disabled Persons; Mechanically Propelled	7.780	15.828	38.965	76.036
	871410	Motorcycles (including Mopeds); Parts And Accessories	59.854	96.404	476.695	581.803
	871420	Carriages For Disabled Persons; Parts And Accessories Thereof	1	75	3	500
	871491	Cycles; Frames And Forks, And Parts Thereof	34.573	35	71.264	3.780
	871492	Cycles; Parts Thereof, Wheel Rims And Spokes		1		6
	871494	Cycles; Parts Thereof, Brakes, Including Coaster Braking Hubs And Hub-bral	11.482	3.884	47.982	16.040
	871495	Cycles; Parts Thereof, Saddles	89.090	90.558	439.987	784.678
	871496	Cycles; Parts, Pedals And Crank-gear, And Parts Thereof	1.292.073	1.415.379	4.685.264	5.959.432
	871499	Cycles; Parts Thereof, N.e.c. In Item No. 8714.9	861.022	879.573	2.264.880	2.786.673
	871500	Baby Carriages And Parts Thereof		310		2.120
	871610	Trailers And Semi-trailers; Of The Caravan Type, For Housing Or Camping	136		326	
	871639	Trailers And Semi-trailers; (other Than Tanker Type)	54.573	54.448	609.126	609.126
	871680	Vehicles; N.e.c. In Heading No. 8716	573	467	2.062	440
	871690	Trailers, Semi-trailers And Other Vehicles Not Mechanically Propelled; Parts Thereof For Hea		445		5.488
	880211	Helicopters; Of An Unladen Weight Not Exceeding 2000kg		52		24
	880220	Aeroplanes And Other Aircraft; Of An Unladen Weight Not Exceeding 2000kg		125.990		31.410
	880510	Aircraft Launching Gear, Deck-arrestor Or Similar Gear And Parts Thereof		403		11.750
	890590	Vessels; Light, Fire-floats, Floating Cranes And Other Vessels, The Navigabili	110		900	
	890790	Floating Structures; Tanks, Coffer-dams, Landing Stages, Buoys And Beacon	38		457	
	900110	Optical Fibres, Optical Fibre Bundles And Cables; Excluding Those Of Headi	2.358		109.110	
	900130	Lenses, Contact; Unmounted, Of Any Material, Excluding Elements Of Glass	1	1.489	111	119.339
	900190	Optical Elements; Lenses N.e.c. In Heading No. 9001, Prisms, Mirrors And C	50		2.171	
	900211	Lenses; Objective, For Cameras, Projectors Or Photographic Enlargers Or Re	1.726	45.384	549.886	99.205
	900220	Filters; Mounted As Parts Or Fittings For Instruments Or Apparatus, Of Any	22		1.898	
	900290	Optical Elements; N.e.c. In Heading No. 9002 (e.g. Prisms And Mirrors), Mo	1		750	
	900319	Frames And Mountings; For Spectacles, Goggles Or The Like, Of Materials Other Than Plastic		25		1.054
	900390	Frames And Mountings; Parts For Spectacles, Goggles Or The Like		22		323
	900410	Sunglasses; Corrective, Protective Or Other	37	33	1.657	500
	900490	Spectacles, Goggles And The Like; (other Than Sunglasses) Corrective, Prote	26	44	1.152	1.814
	900590	Binoculars, Monoculars, Other Optical Telescopes, Astronomical Instrumen	10		357	
	900640	Cameras, Photographic (excluding Cinematographic); Instant Print Cameras	765		52.065	
	900669	Photographic Flashlight Apparatus; N.e.c. In Heading No. 9006	2		3.780	
	900699	Photographic Flashlight Apparatus; Parts And Accessories, For Other Than (	185		867	
	900710	Cameras, Cinematographic; Whether Or Not Incorporating Sound Recordin	220	166	44.469	23.671
	900720	Projectors, Cinematographic; Whether Or Not Incorporating Sound Recording Or Reproducin		1		50
	900890	Photographic (other Than Cinematographic) Image Projectors, Enlargers, A	2		10	
	901320	Lasers; Other Than Laser Diodes	31		37.403	
	901380	Optical Devices, Appliances And Instruments; N.e.c. In Heading No. 9013 (i	1		13.007	
	901390	Optical Appliances And Instruments; Parts And Accessories For Articles Of H	68		3.922	
	901420	Navigational Instruments And Appliances; For Aeronautical Or Space Navig	106		9.400	
	901510	Rangefinders	3		400	
	901580	Surveying Equipment; Articles N.e.c. In Heading No. 9015, Including Hydrog	327	388	39.587	44.058
	901590	Surveying Equipment; Parts And Accessories For Articles Of Heading No. 9015		212		19.347
	901600	Balances; Of A Sensitivity Of 5cg Or Better, With Or Without Weights	1		195	
	901710	Drafting Tables And Machines; Whether Or Not Automatic	647	1.380	9.783	82.954
	901720	Drawing, Marking-out Or Mathematical Calculating Instruments	1	60	191	383
	901730	Mathematical Equipment; Micrometers, Callipers And Gauges	723	126	38.193	6.092
	901780	Mathematical Instruments And Equipment; N.e.c. In Heading No. 9017	1	90	34	28
	901790	Drawing, Marking-out Equipment And Mathematical Instruments; Parts An	87		322	
	901819	Medical, Surgical Instruments And Appliances; Electro-diagnostic Apparatu	10.493	22.549	398.544	355.758
	901831	Medical, Surgical Instruments And Appliances; Syringes, With Or Without N	71.472	88.491	317.703	438.923
	901849	Dental Instruments And Appliances; Other Than Dental Drill Engines		1		30
	901850	Ophthalmic Instruments And Appliances	2	19	406	2
	901890	Medical, Surgical Or Dental Instruments And Appliances; N.e.c. In Heading	159.370	188.350	2.596.959	3.328.862
	901920	Therapeutic Respiration Apparatus; Ozone, Oxygen, Aerosol Therapy Apparatus; Artificial Re		4.356		77.440
	902000	Breathing Appliances And Gas Masks; Excluding Protective Masks Having N	1.719	537	30.770	268
	902129	Dental Fittings; Other Than Artificial Teeth	8		77	
	902139	Artificial Parts Of The Body; Excluding Artificial Joints	4	1.836	50	235.351
	902190	Appliances; Worn, Carried Or Implanted In The Body, To Compensate For A Defect Or Disabil		2		25

https://www.bps.go.id

Tabel 2. Ekspor Provinsi Asal Barang Dirinci Menurut Kode HS6 Digit, 2020—2021

Provinsi Asal	Kode HS 6	Deskripsi HS 6 Digit	Berat Bersih (Kg)		Nilai FOB (US$)	
			2020	2021	2020	2021
(1)	(2)	(3)	(4)	(5)	(6)	(7)
Banten						
	902219	Apparatus Based On The Use Of X-rays, Including Radiography Or Radiothe	301		38.308	
	902290	Apparatus Based On Use Of X-rays And Similar; Parts And Accessories (x-ray Generators, Tub		93		86.471
	902300	Instruments, Apparatus And Models; Designed For Demonstrational Purpo	539	6	10.475	148
	902410	Machines And Appliances; For Testing The Hardness, Strength, Compressib	7.300		37.249	
	902480	Machines And Appliances; For Testing The Hardness, Strength, Compressibility, Elasticity Or		18		22.100
	902490	Machines And Appliances; Parts And Accessories For Those Testing Hardne	2	4.340	50	91.384
	902511	Thermometers And Pyrometers; Liquid Filled, For Direct Reading, Not Coml	0	3	135	151
	902519	Thermometers And Pyrometers; (other Than Liquid Filled, For Direct Readi	4.800	288	237.627	19.738
	902580	Hydrometers And Similar Floating Instruments, Barometers, Hygrometers,	22	5	18.109	62
	902590	Hydrometers And Similar Floating Instruments, Barometers, Hygrometers,	9		320	
	902610	Instruments And Apparatus; For Measuring Or Checking The Flow Or Level	159	390	26.189	51.475
	902620	Instruments And Apparatus; For Measuring Or Checking Pressure	318	37	6.803	6.863
	902680	Instruments And Apparatus; For Measuring Or Checking Variables Of Liquid	2	125	274	25.248
	902690	Instruments And Apparatus; Parts And Accessories For Those Measuring Or	46.243	20.778	1.290.822	510.137
	902710	Instruments And Apparatus; Gas Or Smoke Analysis Apparatus, For Physica	30	45	13.970	2.382
	902730	Spectrometers, Spectrophotometers And Spectrographs; Using Optical Rad	4	46	42	3.670
	902750	Instruments And Apparatus; Using Optical Radiations (uv, Visible, Ir), (other	13	33	4.263	44
	902790	Microtomes And Parts And Accessories Thereof	52	37	3.358	4.977
	902820	Meters; Liquid Supply Or Production Meters, Including Calibrating Meters Thereof		0		20
	902830	Meters; Electricity Supply Or Production Meters, Including Calibrating Meters Thereof		1.090		48.000
	902890	Meters; Parts And Accessories Of Gas, Liquid, Electricity Supply Or Producti	12		3.477	
	902910	Meters And Counters; Revolution Counters, Production Counters, Taximeters, Mileometers,		616		6.822
	902920	Meters; Speed Indicators And Tachometers; Stroboscopes	102.707	157.345	4.856.384	8.107.528
	902990	Meters And Counters; Parts And Accessories For Revolution And Productio	242.492	150.779	5.938.870	3.376.914
	903010	Instruments And Apparatus; For Measuring Or Detecting Ionising Radiation	3	3	51	6.602
	903020	Oscilloscopes And Oscillographs	37		1.059	
	903031	Multimeters; For Measuring Or Checking Voltage, Current, Resistance Or Power, Without A		29		34
	903033	Instruments And Apparatus; For Measuring Or Checking Voltage, Current,	62	311	2.850	106.231
	903039	Instruments And Apparatus; For Measuring Or Checking Voltage, Current,	60	18	52.030	4.133
	903090	Instruments, Apparatus For Measuring, Checking Electrical Quantities, Not Meters Of Headin		75		8.590
	903120	Test Benches	45	127	2.940	2.750
	903149	Optical Instruments And Appliances; For Measuring Or Checking, N.e.c. In	32	6	8.082	122
	903180	Instruments, Appliances And Machines; For Measuring Or Checking N.e.c. I	8.041	2.163	524.859	395.068
	903190	Instruments, Appliances And Machines; Parts And Accessories For Those M	17	177	298	53.270
	903210	Regulating Or Controlling Instruments And Apparatus; Automatic Type, The	51	117	1.695	2.383
	903220	Regulating Or Controlling Instruments And Apparatus; Automatic, Manosta	297		3.292	
	903281	Regulating Or Controlling Instruments And Apparatus; Automatic, Hydraulic	4		1.089	
	903289	Regulating Or Controlling Instruments And Apparatus; Automatic, Other Th	4.305	7.636	66.845	124.438
	903290	Regulating Or Controlling Instruments And Apparatus; Automatic, Parts And Accessories		3		80
	903300	Machines And Appliances, Instruments Or Apparatus Of Chapter 90; Parts And Accessories N		472		94.009
	910111	Wrist-watches; Electrically Operated, With Or Without A Stop-watch, With	28		6.184	
	910129	Wrist-watches; (not Electrically Operated), (not Automatic Winding), Whetl	111		24.255	
	910199	Pocket-watches And Other Watches, Including Stop-watches; (excluding W	5	3	343	77
	910211	Wrist-watches; Electrically Operated, With Or Without A Stop-watch, (other Than Those Of		81		7.794
	910212	Wrist-watches; Electrically Operated, With Or Without A Stop-watch, (othe	2		866	
	910219	Wrist-watches; Electrically Operated, With Or Without A Stop-watch, (othe	4	47.019	900	164.918
	910229	Wrist-watches; Whether Or Not Incorporating A Stop-watch Facility, With	42	4	6.310	15.015
	910299	Pocket Watches And Other Watches, Including Stop-watches; (excluding W	17	24	1.990	46.777
	910400	Clocks; Instrument Panel Clocks And Clocks Of A Similar Type For Vehicles,	1		69	
	910511	Clocks; (excluding Those With Watch Movements And Instrument Panel Cl	12		100	
	910519	Clocks; (excluding Those With Watch Movements And Instrument Panel Cl	361		2.961	
	910529	Clocks; (excluding Those With Watch Movements And Instrument Panel Clocks), Wall Clocks,		1		50
	910599	Clocks; (excluding Those With Watch Movements And Instrument Panel Clocks), Other Than		1		50
	910610	Time Recording Apparatus; Time-registers, Time Recorders, With Clock, Wa	34		1.540	
	910700	Time Switches; With Clock, Watch Movement Or Synchronous Motor	4	6	279	299
	911011	Watches; Complete Movements, Unassembled Or Partly Assembled (movement Sets)		2		68
	911190	Watch Cases And Parts Thereof		1		3.140
	911390	Watch Straps, Watch Bands, Watch Bracelets, And Parts Thereof; N.e.c. In Heading No. 9113		2		86
	911490	Clock Or Watch Parts; Other Than Springs (including Hairsprings), Dials, Pla	19		260	
	920110	Musical Instruments; Pianos, Upright, Including Automatic Pianos	11.540	5.910	50.743	27.222

https://www.bps.go.id

Tabel 2. Ekspor Provinsi Asal Barang Dirinci Menurut Kode HS6 Digit, 2020—2021

Provinsi Asal	Kode HS 6	Deskripsi HS 6 Digit	Berat Bersih (Kg)		Nilai FOB (US$)	
			2020	2021	2020	2021
(1)	(2)	(3)	(4)	(5)	(6)	(7)
Banten						
	920120	Musical Instruments; Pianos, Grand		1.000		17.674
	920190	Musical Instruments; Harpsichords And Other Keyboard Stringed Instrumer	150		5.228	
	920290	Musical Instruments; String, Played Other Than With A Bow (e.g. Guitars Ar	257	674	4.814	23.266
	920590	Musical Instruments; Wind, Other Than Brass, (eg. Clarinet, Bagpipes, Pipe	2.620	641	6.831	1.680
	920600	Musical Instruments; Percussion (e.g. Drums, Xylophones, Cymbals, Castan	36.395	90	43.453	791
	920790	Musical Instruments; (other Than Keyboard), The Sound Of Which Is Produ	439.731	527.804	13.440.024	19.952.758
	920890	Fairground And Mechanical Street Organs, Mechanical Singing Birds, Music	2	48	18	120
	920991	Musical Instruments; Parts And Accessories For Pianos	89.249	42.620	371.673	193.299
	920994	Musical Instruments; Parts And Accessories For The Musical Instruments Th	23.672	9.989	112.140	415.601
	920999	Musical Instruments; Parts And Accessories For Musical Instruments N.e.c. In Heading No. 92		78		3.146
	930690	Ammunition; N.e.c. In Chapter 93		470		233.401
	930700	Arms; Swords, Cutlasses, Bayonets, Lances And The Like, Parts Thereof And Scabbards And S		10		110
	940110	Seats; Of A Kind Used For Aircraft		2		537
	940120	Seats; Of A Kind Used For Motor Vehicles		92		2.444
	940153	Seats; Of Rattan	62.583	60.445	403.968	355.311
	940159	Seats; Of Cane, Osier Or Similar Materials, Other Than Bamboo Or Rattan	969	457	8.477	7.686
	940161	Seats; With Wooden Frames, Upholstered, (excluding Medical, Surgical, De	94.221	18.795	804.655	56.043
	940169	Seats; With Wooden Frames, Not Upholstered, (excluding Medical, Surgical	3.036.039	4.258.613	19.893.755	28.356.502
	940171	Seats; With Metal Frames, Upholstered, (excluding Medical, Surgical, Denta	384.747	698.758	3.541.328	6.523.182
	940179	Seats; With Metal Frames, Not Upholstered, (excluding Medical, Surgical, D	186.134	97.656	904.751	497.116
	940180	Seats; N.e.c. In Heading No. 9401, (excluding Medical, Surgical, Dental, Vet	23.792	19.994	207.896	232.205
	940210	Chairs; Dentists', Barbers' Or Similar Chairs Having Rotating As Well As Both	7.043		21.892	
	940290	Furniture; For Medical, Surgical, Veterinary Use (e.g. Operating Tables, Exa	151	152	2.740	2.700
	940310	Furniture; Metal, For Office Use	838		19.496	
	940320	Furniture; Metal, Other Than For Office Use	5.242.340	6.204.930	15.024.737	21.221.476
	940330	Furniture; Wooden, For Office Use	502.126	425.466	852.670	792.614
	940340	Furniture; Wooden, For Kitchen Use	102.143	580.958	222.183	1.239.331
	940350	Furniture; Wooden, For Bedroom Use	3.221.203	2.360.448	8.051.431	6.555.811
	940360	Furniture; Wooden, Other Than For Office, Kitchen Or Bedroom Use	23.042.499	25.392.523	56.924.985	71.101.348
	940370	Furniture; Plastic	7.986	8.756	24.304	22.147
	940382	Furniture; Of Bamboo	41.359	60.296	108.435	169.432
	940383	Furniture; Of Rattan	111.589	197.005	959.661	1.867.649
	940389	Furniture; Of Cane, Osier, Or Similar Materials (other Than Bamboo Or Ratt	1.219	5.410	4.400	19.950
	940410	Mattress Supports	320.608	17.583	1.427.273	46.103
	940421	Mattresses; Of Cellular Rubber Or Plastics, Whether Or Not Covered	8.943.395	333.083	35.718.710	1.326.917
	940429	Mattresses; Of Other Materials, Not Cellular Rubber Or Plastics	6.865.987	9.871.955	17.683.369	29.321.478
	940430	Sleeping Bags	17		16	
	940490	Bedding And Similar Furnishing Articles; N.e.c. In Heading No. 9404 (e.g. Qu	33.344	3.758	177.737	70.883
	940550	Lamps And Light Fittings; Non-electric	929	2.298	9.841	24.736
	940591	Lamps And Light Fittings; Parts Thereof, Of Glass	6		140	
	940592	Lamps And Light Fittings; Parts Thereof, Of Plastics	145	8.442	3.443	32.981
	940599	Lamps And Light Fittings; Parts Thereof, Of Materials Other Than Glass Or P	2.075	275	10.133	2.903
	940690	Buildings; Prefabricated, Not Of Wood	22.000	81.417	89.273	107.002
	950300	Tricycles, Scooters, Pedal Cars And Similar Wheeled Toys; Dolls' Carriages; I	2.460.781	3.460.940	18.788.641	24.880.611
	950420	Billiard Articles And Accessories Of All Kinds	1.541	806	168.195	98.490
	950430	Games; Operated By Coins, Banknotes, Bank Cards, Tokens Or By Other Me	206.657	268.689	2.312.368	3.314.322
	950440	Games; Playing Cards		2.120		3.845
	950450	Games; Video Game Consoles And Machines, Other Than Those Of Subheading 9504.30		3		0
	950490	Games; Articles For Funfair, Table Or Parlour Games, Including Pintables, Sp	454	3.644	11.137	135.309
	950510	Christmas Festivity Articles	29	12	526	136
	950590	Festive, Carnival Or Other Entertainment Articles Including Novelty Jokes A	84.790	45.669	300.402	166.200
	950619	Snow-ski Equipment	3		34	
	950629	Water Sport Equipment; Water-skis, Surf-boards And Other Water-sport Eq	150	6	952	10
	950631	Golf Clubs; Complete	10	18	357	760
	950632	Golf Balls	215	35	14.805	123
	950639	Golf Equipment; Other Than Clubs And Balls	9.405	14.735	48.066	80.182
	950640	Table-tennis Articles And Equipment		1		103
	950651	Lawn-tennis Racquets; Whether Or Not Strung		7		421
	950659	Tennis, Badminton And Similar Racquets; Whether Or Not Strung	290		109.977	
	950670	Skates; Ice And Roller, Including Skating Boots With Skates Attached	90		43	

https://www.bps.go.id

Tabel 2. Ekspor Provinsi Asal Barang Dirinci Menurut Kode HS6 Digit, 2020—2021

Provinsi Asal	Kode HS 6	Deskripsi HS 6 Digit	Berat Bersih (Kg)		Nilai FOB (US$)	
			2020	2021	2020	2021
(1)	(2)	(3)	(4)	(5)	(6)	(7)
Banten						
	950691	Athletics And Gymnastics Equipment	250	327	497	2.320
	950699	Equipment For Outdoor Games And Recreation N.e.c. In Heading No. 9506	2.730	1.656	64.450	20.082
	950710	Fishing Rods	37	190	188	6.145
	950720	Fish-hooks; Whether Or Not Snelled	224	220	6.350	7.333
	950730	Fishing Reels	7.832	9.292	206.509	265.602
	950790	Fishing Tackle N.e.c., Butterfly Nets, Decoy Birds (other Than Those Of Hea	44.956	45.450	940.052	1.059.406
	960190	Bone, Tortoise Shell, Horn, Antlers, Coral, Mother-of-pearl And Other Anim	23.600	23.685	252.000	336.330
	960200	Vegetable, Mineral Carving Material And Articles Of These Materials, Moul	120	1	1.214	10
	960310	Brooms And Brushes; Consisting Of Twigs Or Other Vegetable Materials Bo	6.732	23.676	24.812	123.279
	960321	Brushes; Toothbrushes	3.755	4.679	43.538	54.515
	960329	Brushes; Shaving, Hair, Nail, Eyelash And Other Toilet Brushes For Use On T	157.582	154.443	1.999.434	1.954.306
	960340	Brushes; Paint, Distemper, Varnish Or Similar Brushes (not Those Of Item No. 9603.30), Paint		2		24
	960350	Brushes; Constituting Parts Of Machines, Appliances Or Vehicles	46	0	55	62
	960390	Brooms, Brushes, Mops, Feather Dusters, Squeegees, Hand Operated Mech	30.283	3.099	91.707	20.543
	960400	Hand Sieves And Hand Riddles	84	1	456	18
	960500	Travel Sets; For Personal Toilet, Sewing, Shoe Or Clothes Cleaning	15.633	5.948	171.579	64.206
	960610	Press-fasteners, Snap-fasteners, Press-studs And Parts Therefor	2.013	83	5.162	3.374
	960622	Buttons; Of Base Metal, Not Covered With Textile Material	35	183	2.116	6.030
	960629	Buttons; Of Other Than Base Metal Or Plastics, Not Covered With Textile M	331	1	8.524	8
	960711	Slide Fasteners; Fitted With Chain Scoops Of Base Metal	4.036	13.933	37.720	121.187
	960719	Slide Fasteners; Other Than Those Fitted With Chain Scoops Of Base Metal	147.980	145.060	739.902	770.551
	960720	Slide Fasteners; Parts	24.434	72.191	75.899	251.332
	960810	Pens; Ball Point	4.771	6	85.277	1.016
	960830	Pens; Fountain, Stylograph And Other Pens	3	2	20	126
	960840	Pencils; Propelling Or Sliding	9	12	24	28
	960910	Pencils And Crayons; With Leads Encased In Rigid Sheath	741.295	398.767	6.961.230	3.852.493
	960920	Pencil Leads; Black Or Coloured	3.125	276	20.765	4.215
	960990	Pastels, Drawing Charcoals, Writing Or Drawing Chalks, Tailors' Chalk	171.945	256.549	2.034.524	3.438.184
	961100	Stamps; Date, Numbering, Sealing Stamps And The Like (including Devices I	41	61	4.689	120
	961210	Ribbons; For Typewriters And The Like, Inked Or Otherwise Prepared, For G	807	3.511	3.547	5.613
	961400	Smoking Pipes (including Pipe Bowls) And Cigar Or Cigarette Holders, And P	288		1.070	
	961511	Combs, Hair Slides And The Like; Of Hard Rubber Or Plastics		32		225
	961519	Combs, Hair Slides And The Like; Of Other Than Hard Rubber Or Plastics	1	1	11	5
	961590	Hairpins, Curling Pins, Curling Grips, Hair Curlers And The Like (not Those O	20	32	396	227
	961610	Scent Sprays And Similar Toilet Sprays, And Mounts And Heads Therefor	1.702	5.212	18.304	62.757
	961620	Powder Puffs And Pads; For The Application Of Cosmetics Or Toilet Prepara	5	2.341	29	9.044
	961700	Vacuum Flasks And Other Vacuum Vessels, Complete With Cases; Parts The	232	1.262	2.188	5.179
	961800	Tailors' Dummies And Other Lay Figures; Automata And Other Animated Displays Used For S		450		207
	961900	Sanitary Towels (pads) And Tampons, Napkins And Napkin Liners For Babie	1.883.379	477.680	5.947.225	1.414.721
	962000	Monopods, Bipods, Tripods And Similar Articles	24	46	30	10.700
	970400	Stamps, Postage Or Revenue; Stamp-postmarks, First-day Covers, Postal Stationery (stampe		16		230
	999910	Postal packages n.c.a.k	43.825	60.212	2.879.635	1.237.076
	030510	Fish; Flours, Meals And Pellets, Fit For Human Consumption		253.000		256.895
	040310	Dairy Produce; Yoghurt, Whether Or Not Concentrated Or Containing Adde	33.103	61.290	49.556	90.875
	041000	Animal Products; Edible, N.e.c. In This Or Other Chapters	42.584	47.028	41.394.428	33.156.203
	080290	Nuts, Edible; N.e.c. In Heading No. 0801 And 0802, Fresh Or Dried, Whethe	162.937	227.028	240.856	281.067
	284440	Radioactive Elements, Isotopes, Compounds, N.e.c. In Heading No. 2844 Alloys, Dispersions (		110		27.553
	300220	Vaccines; For Human Medicine	390		147.236	
	300230	Vaccines; For Veterinary Medicine		1		3
	340211	Organic Surface-active Agents; Anionic (other Than Soap), Whether Or Not	3.692.968	7.320.024	4.038.539	9.802.908
	340212	Organic Surface-active Agents; Cationic (other Than Soap), Whether Or Not	5.870.970	6.561.973	7.592.840	9.160.295
	340213	Organic Surface-active Agents; Non-ionic (other Than Soap), Whether Or N	319.737	466.918	568.371	830.431
	340219	Organic Surface-active Agents; Whether Or Not Put Up For Retail Sale, N.e.	2.650.670	1.750.113	3.528.380	2.993.209
	340220	Washing And Cleaning Preparations; Surface-active, Whether Or Not Conta	16.508.917	3.253.709	16.110.109	3.461.478
	382200	Reagents; Diagnostic Or Laboratory Reagents On A Backing And Prepared D	1.509	67	2.306	62
	382471	Mixtures Containing Halogenated Derivatives Of Methane, Ethane Or Propa	2.445	4.202	3.204	4.985
	382479	Mixtures Containing Halogenated Derivatives Of Methane, Ethane Or Propane; N.e.c. In Item		12.485		33.983
	390720	Polyethers; In Primary Forms, Excluding Polyacetals	626.266	598.227	837.753	933.612
	440140	Wood; For Fuel, Sawdust And Wood Waste And Scrap, Not Agglomerated	273.924	291.869	135.201	277.932
	441294	Blockboard, Laminboard And Battenboard (not Bamboo, And Other Than P	4.438.493	5.035.101	4.614.273	6.042.393

https://www.bps.go.id

Tabel 2. Ekspor Provinsi Asal Barang Dirinci Menurut Kode HS6 Digit, 2020—2021

Provinsi Asal	Kode HS 6	Deskripsi HS 6 Digit	Berat Bersih (Kg)		Nilai FOB (US$)	
			2020	2021	2020	2021
(1)	(2)	(3)	(4)	(5)	(6)	(7)
Banten						
	441400	Wooden Frames; For Paintings, Photographs, Mirrors Or Similar Objects	8.943.432	9.462.135	28.356.583	33.928.828
	441810	Wood; Windows, French-windows And Their Frames		1.128		3.730
	441820	Wood; Doors And Their Frames And Thresholds	9.477.361	13.491.422	17.704.833	26.766.558
	442010	Wood; Statuettes And Other Ornaments Of Wood	25.067	10.781	93.162	59.205
	490591	Maps And Hydrographic Or Similar Charts; Printed In Book Form, Including	166	252	530	1.024
	550110	Fibres; Synthetic Filament Tow, Of Nylon Or Other Polyamides	98	0	274	0
	570320	Carpets And Other Textile Floor Coverings; Tufted, Of Nylon Or Other Polya	386	58.617	1.341	122.388
	570330	Carpets And Other Textile Floor Coverings; Tufted, Of Man-made Textile M	160	464	671	625
	620112	Coats; Men's Or Boys', Overcoats, Raincoats, Car-coats, Capes, Cloaks And	9.886	9.761	167.159	228.720
	620192	Anoraks (including Ski-jackets), Wind-cheaters, Wind-jackets And Similar Ar	53.767	32.213	192.472	136.958
	620113	Coats; Men's Or Boys', Overcoats, Raincoats, Car-coats, Capes, Cloaks And	555.503	394.342	35.893.389	31.158.030
	620193	Anoraks (including Ski-jackets), Wind-cheaters, Wind-jackets And Similar Ar	534.889	474.743	20.829.907	19.959.403
	620119	Coats; Men's Or Boys', Overcoats, Raincoats, Car-coats, Capes, Cloaks And	135.559	68.041	5.143.656	2.142.659
	620211	Coats; Women's Or Girls', Overcoats, Raincoats, Car-coats, Capes, Cloaks And Similar Articles		41		1.132
	620212	Coats; Women's Or Girls', Overcoats, Raincoats, Car-coats, Capes, Cloaks And Similar Articles		60		5.511
	620292	Anoraks (including Ski-jackets), Wind-cheaters, Wind-jackets And Similar Ar	202	4.911	8.534	246.289
	620213	Coats; Women's Or Girls', Overcoats, Raincoats, Car-coats, Capes, Cloaks A	230.515	242.744	14.983.466	15.347.416
	620293	Anoraks (including Ski-jackets), Wind-cheaters, Wind-jackets And Similar Ar	281.247	501.261	6.697.326	14.093.593
	620219	Coats; Women's Or Girls', Overcoats, Raincoats, Car-coats, Capes, Cloaks A	51.541	37.342	2.315.027	1.464.077
	681510	Stone Articles And Articles Of Other Mineral Substances; Non-electrical Arti	18.051	9.154	113.853	134.415
	701931	Glass Fibres; Non-woven Products, Mats		4		683
	701940	Glass Fibres; Woven Fabrics Of Rovings	1.096.859	19.508	1.059.313	38.463
	741910	Copper; Chain And Parts Thereof	512		1.625	
	741991	Copper; Cast, Moulded, Stamped Or Forged, But Not Further Worked	29.218	11.926	426.167	189.552
	741999	Copper; Articles N.e.c. In Heading No. 7419	4	630	6.024	4.422
	841931	Dryers; For Agricultural Products, Not Used For Domestic Purposes	120		5.971	
	846210	Machine-tools; Forging Or Die-stamping Machines (including Presses) And Hammers, For Wo		514.000		948.299
	846229	Machine-tools; Bending, Folding, Straightening Or Flattening Machines (inc	8.952	28.982	157.660	282.096
	851430	Furnaces And Ovens; Electric, For Industrial Or Laboratory Use, Other Than Those Functionin		2		1
	851712	Telephones For Cellular Networks Or For Other Wireless Networks	25.377	592.417	6.940.544	9.249.719
	851770	Telephone Sets And Other Apparatus For The Transmission Or Reception O	52.354	174.525	4.348.025	17.840.152
	852580	Television Cameras, Digital Cameras And Video Camera Recorders	52.403	6.662	3.228.567	427.263
	853950	Lamps; Light-emitting Diode (led) Lamps	16.188	37	210.106	115
	854140	Electrical Apparatus; Photosensitive, Including Photovoltaic Cells, Whether	21.007	141	85.495	11.596
	854890	Electrical Parts Of Machinery Or Apparatus; N.e.c. In Chapter 85	780.488	613.383	10.007.043	10.389.715
	880310	Aircraft And Spacecraft; Propellers And Rotors And Parts Thereof	374	413	2.700	36.652
	880320	Aircraft And Spacecraft; Under-carriages And Parts Thereof	1.602	3.760	5.050	96.630
	880330	Aircraft And Spacecraft; Parts Of Aeroplanes Or Helicopters N.e.c. In Headi	13.332	39.857	654.032	11.355.339
	880390	Aircraft And Spacecraft; Parts Thereof N.e.c. In Chapter 88	983	12	21.635	7.962
	940540	Lamps And Light Fittings; Electric, N.e.c. In Heading No. 9405	20.860	14.851	246.855	295.530
	902780	Instruments And Apparatus; For Physical Or Chemical Analysis, For Measur	6	24	1.539	264
	940130	Seats; Swivel With Variable Height Adjustment, Excluding Medical, Surgical,	3.473		11.148	
	940140	Seats; Convertible Into Beds, Other Than Garden Seats Or Camping Equipm	5.677		40.210	
	940190	Seat; Parts	1.212.594	1.403.677	4.141.772	4.729.563
	940390	Furniture; Parts	549.139	1.000.436	2.359.667	3.566.994
	940510	Chandeliers And Other Electric Ceiling Or Wall Light Fittings; Excluding Thos	285	7.021	5.801	258.829
	940520	Lamps, Electric; Floor-standing Or For Table, Desk Or Bedside	175	72	1.082	392
	940530	Lighting Sets; Of A Kind Used For Christmas Trees	1.498		7.832	
	940560	Illuminated Signs, Name Plates And The Like	835	400	28.223	5.800
	950890	Roundabouts, Swings, Shooting Galleries, Other Fairground Amusements; T	90		186	
	970110	Paintings, Drawings And Pastels; Executed Entirely By Hand, Other Than Dr	624	14.801	11.621	792.981
	970190	Artwork; Collages And Similar Decorative Plaques	2.172	480	43.856	3.840
	970200	Engravings, Prints And Lithographs; Original		11		494
	970300	Sculptures And Statuary; Original, In Any Material	172		500	
	382478	Mixtures Containing Halogenated Derivatives Of Methane, Ethane Or Propane; Containing P		7.707		6.900
Total Banten			**10.561.572.720**	**11.451.091.979**	**10.685.695.411**	**13.508.909.530**

https://www.bps.go.id

Tabel 2. Ekspor Provinsi Asal Barang Dirinci Menurut Kode HS6 Digit, 2020—2021

Provinsi Asal	Kode HS 6	Deskripsi HS 6 Digit	Berat Bersih (Kg)		Nilai FOB (US$)	
			2020	2021	2020	2021
(1)	(2)	(3)	(4)	(5)	(6)	(7)
Bali						
	010511	Poultry; Live, Fowls Of The Species Gallus Domesticus, Weighing Not More Th	3.080	1.932	50.927	11.250
	010620	Reptiles; Live (including Snakes And Turtles)	1.332	2.575	188.184	373.299
	010632	Birds; Live, Psittaciformes	28	42	71.300	46.750
	010649	Insects; Live, Other Than Bees	19		6.666	
	010690	Animals; Live, N.e.c. In Chapter 01, Other Than Mammals, Reptiles, Birds And	120	537	2.945	12.965
	030111	Fish; Live, Ornamental, Freshwater	4.428	3.008	19.021	13.820
	030119	Fish; Live, Ornamental, Other Than Freshwater	176.951	205.690	3.322.805	3.958.662
	030192	Fish; Live, Eels (anguilla Spp.)	1.445		6.035	
	030199	Fish; Live, N.e.c. In Heading 0301	398.110	448.085	5.520.919	5.647.655
	030229	Fish; Fresh Or Chilled, Flat Fish, N.e.c. In Item No. 0302.2, Excluding Fillets, Fish Meat Of 0304,		274		6.626
	030231	Fish; Fresh Or Chilled, Albacore Or Longfinned Tunas (thunnus Alalunga), Excl	371.867	51.970	903.062	122.525
	030232	Fish; Fresh Or Chilled, Yellowfin Tunas (thunnus Albacares), Excluding Fillets,	1.426.993	1.332.876	5.979.292	5.007.684
	030234	Fish; Fresh Or Chilled, Bigeye Tunas (thunnus Obesus), Excluding Fillets, Fish I	247.481	164.443	1.696.769	696.587
	030236	Fish; Fresh Or Chilled, Southern Bluefin Tunas (thunnus Maccoyii), Excluding I	12.542	32.920	87.251	133.362
	030243	Fish; Fresh Or Chilled, Sardines (sardina Pilchardus, Sardinops Spp.), Sardinell	700		5.785	
	030244	Fish; Fresh Or Chilled, Mackerel (scomber Scombrus, Scomber Australasicus, Scomber Japonicu		1.070		3.834
	030245	Fish; Fresh Or Chilled, Jack And Horse Mackerel (trachurus Spp.), Excluding Fillets, Fish Meat O		100		1.380
	030247	Fish; Fresh Or Chilled, Swordfish (xiphias Gladius), Excluding Fillets, Fish Meat	43.958	64.159	438.371	785.793
	030249	Fish; Fresh Or Chilled, N.e.c. In Item No. 0302.4, Excluding Fillets, Fish Meat C	44.638	53.522	154.663	192.683
	030282	Fish; Fresh Or Chilled, Rays And Skates (rajidae), Excluding Fillets, Fish Meat Of 0304, And Edib		1.141		1.901
	030285	Fish; Fresh Or Chilled, Seabream (sparidae), Excluding Fillets, Fish Meat Of 0304, And Edible Fis		74		882
	030289	Fish; Fresh Or Chilled, N.e.c. In Heading 0302, Excluding Fillets, Fish Meat Of (	1.257.103	1.136.557	6.124.551	5.109.718
	030326	Fish; Frozen, Eels (anguilla Spp.), Excluding Fillets, Fish Meat Of 0304, And Ed	6.828		8.194	
	030333	Fish; Frozen, Sole (solea Spp.), Excluding Fillets, Fish Meat Of 0304, And Edibl	47		100	
	030341	Fish; Frozen, Albacore Or Longfinned Tunas (thunnus Alalunga), Excluding Fill	55.964	1.348.153	150.475	3.192.608
	030342	Fish; Frozen, Yellowfin Tunas (thunnus Albacares), Excluding Fillets, Fish Mea	373.924	510.261	1.297.471	1.956.466
	030343	Fish; Frozen, Skipjack Or Stripe-bellied Bonito, Excluding Fillets, Fish Meat Of	24.000		24.960	
	030344	Fish; Frozen, Bigeye Tunas (thunnus Obesus), Excluding Fillets, Fish Meat Of C	1.215	4.825	5.388	66.914
	030346	Fish; Frozen, Southern Bluefin Tunas (thunnus Maccoyii), Excluding Fillets, Fis	11.859	53.047	73.621	168.255
	030349	Fish; Frozen, Tuna, N.e.c. In Item No. 0303.4, Excluding Fillets, Fish Meat Of 0	19.265	238	101.655	2.366
	030353	Fish; Frozen, Sardines (sardina Pilchardus, Sardinops Spp.), Sardinella (sardine	570	23.760	3.421	28.976
	030354	Fish; Frozen, Mackerel (scomber Scombrus, Scomber Australasicus, Scomber	52.000	26.000	60.320	36.920
	030356	Fish; Frozen, Cobia (rachycentron Canadum), Excluding Fillets, Fish Meat Of 0	31.608	10.067	80.408	12.233
	030357	Fish; Frozen, Swordfish (xiphias Gladius), Excluding Fillets, Fish Meat Of 0304,	103.729	275.585	382.633	1.150.603
	030359	Fish; Frozen, N.e.c. In Item No. 0303.5, Excluding Fillets, Fish Meat Of 0304, A	956.297	933.661	2.633.578	2.244.824
	030381	Fish; Frozen, Dogfish And Other Sharks, Excluding Fillets, Fish Meat Of 0304, /	167.389	153.903	265.604	219.836
	030384	Fish; Frozen, Seabass (dicentrarchus Spp.), Excluding Fillets, Fish Meat Of 0304, And Edible Fish		4.319		10.390
	030389	Fish; Frozen, N.e.c. In Heading 0303, Excluding Fillets, Fish Meat Of 0304, And	606.710	1.004.206	1.387.329	2.031.108
	030392	Fish; Frozen, Shark Fins	72.812	54.438	104.618	164.651
	030399	Fish; Frozen, Fish Fins (other Than Shark Fins), Heads, Tails, Maws And Other	2.176	75.745	2.803	126.308
	030432	Fish Fillets; Fresh Or Chilled, Catfish (pangasius Spp., Silurus Spp., Clarias Spp.	351		4.274	
	030445	Fish Fillets; Fresh Or Chilled, Swordfish (xiphias Gladius)	8.008	20.931	53.864	163.351
	030449	Fish Fillets; Fresh Or Chilled, Other Than Fish Of Heading 0304.4	531.316	489.280	6.517.668	5.672.495
	030459	Fish Meat; Excluding Fillets, Whether Or Not Minced; Fresh Or Chilled, Of Fish	272	3.680	4.155	18.847
	030481	Fish Fillets; Frozen, Salmon, Pacific (oncorhynchus Nerka, Oncorhynchus Gorb	62		620	
	030484	Fish Fillets; Frozen, Swordfish (xiphias Gladius)	315.729	389.691	2.221.857	2.270.799
	030487	Fish Fillets; Frozen, Tunas (of The Genus Thunnus), Skipjack Or Stripe-bellied	3.690.775	4.757.027	34.804.648	48.559.618
	030489	Fish Fillets; Frozen, Of Fish N.e.c. In Heading 0304.8	615.899	384.855	5.111.383	2.543.454
	030491	Fish Meat, Excluding Fillets, Whether Or Not Minced; Frozen, Swordfish (xiph	52	4.835	115	7.538
	030499	Fish Meat, Excluding Fillets, Whether Or Not Minced; Frozen, N.e.c. In Item N	286.314	1.112.385	1.612.168	6.682.496
	030554	Dried Herrings, Anchovies, Sardines, Sardinella, Brisling Or Sprats, Mackerel (	3.451		5.186	
	030571	Fish; Edible Offal, Shark Fins	24.826		121.645	
	030572	Fish; Edible Offal, Fish Heads, Tails And Maws		570		4.845
	030611	Crustaceans; Frozen, Rock Lobsters And Other Sea Crawfish (palinurus Spp., F	9.505	3	35.216	9
	030615	Crustaceans; Frozen, Norway Lobsters (nephrops Norvegicus), In Shell Or Not	630		2.412	
	030617	Crustaceans; Frozen, Shrimps And Prawns, Excluding Cold-water Varieties, In	1.758	378	17.080	1.304

https://www.bps.go.id

Tabel 2. Ekspor Provinsi Asal Barang Dirinci Menurut Kode HS6 Digit, 2020—2021

Provinsi Asal	Kode HS 6	Deskripsi HS 6 Digit	Berat Bersih (Kg)		Nilai FOB (US$)	
			2020	2021	2020	2021
(1)	(2)	(3)	(4)	(5)	(6)	(7)
Bali						
	030631	Crustaceans; Live, Fresh Or Chilled, Rock Lobsters And Other Sea Crawfish (pa	41.550	11.203	930.583	204.019
	030632	Crustaceans; Live, Fresh Or Chilled, Lobsters (homarus Spp.), Whether In Shel	2.754	162	61.580	3.666
	030633	Crustaceans; Live, Fresh Or Chilled, Crabs, Whether In Shell Or Not	86.666	15.622	321.795	66.205
	030635	Crustaceans; Live, Fresh Or Chilled, Cold-water Shrimps And Prawns (pandalus Spp., Crangon C		1.765		1.765
	030636	Crustaceans; Live, Fresh Or Chilled, Shrimps And Prawns Excluding Cold-wate	33.196	26.527	470.338	460.748
	030639	Crustaceans; Live, Fresh Or Chilled, N.e.c. In Item No. 0306.3, In Shell Or Not,	1.189	975	46.921	25.137
	030711	Molluscs; Oysters, Whether In Shell Or Not, Live, Fresh Or Chilled		40		40
	030721	Molluscs; Scallops, Whether In Shell Or Not, Including Queen Scallops, Of The	940	155	3.545	1.151
	030743	Molluscs; Cuttle Fish And Squid, Whether In Shell Or Not, Includes Flours, Me	7.029.737	5.951.891	36.339.227	32.274.431
	030749	Molluscs; Cuttle Fish And Squid, Whether In Shell Or Not, Includes Flours, Me	183.686	415.336	772.417	3.381.249
	030751	Molluscs; Octopus (octopus Spp.), Live, Fresh Or Chilled	8	5	99	3
	030752	Molluscs; Octopus (octopus Spp.), Frozen	62.763	20	183.353	148
	030760	Molluscs; Snails, Other Than Sea Snails, Whether In Shell Or Not, Live, Fresh,	37	73	363	1.193
	030771	Molluscs; Clams, Cockles And Ark Shells (families Arcidae, Arcticidae, Cardiida	995	1.662	14.454	88.700
	030781	Molluscs; Abalone (haliotis Spp.), Whether In Shell Or Not, Live, Fresh Or Chil	20		41	
	030791	Molluscs; N.e.c. In Heading 0307, Whether In Shell Or Not, Includes Flours, M	27.792	36.446	426.887	423.177
	030792	Molluscs; N.e.c. In Heading 0307, Whether In Shell Or Not, Includes Flours, M	510		2.978	
	030811	Aquatic Invertebrates; Sea Cucumbers (stichopus Japonicus, Holothuroidea), Live, Fresh Or Chi		157		808
	030819	Aquatic Invertebrates; Sea Cucumbers (stichopus Japonicus, Holothuroidea),	185	2.441	3.330	5.715
	030821	Aquatic Invertebrates; Sea Urchins (strongylocentrotus Spp., Paracentrotus L	7.042	5.281	30.489	31.770
	030830	Aquatic Invertebrates; Jellyfish (rhopilema Spp.), Live, Fresh, Chilled, Frozen,	18		289	
	030890	Aquatic Invertebrates; Other Than Crustaceans, Molluscs, Sea Urchins, Sea C	52.719	46.386	546.182	427.456
	040120	Dairy Produce; Milk And Cream, Not Concentrated, Not Containing Added Sugar Or Other Swe		55		195
	040140	Dairy Produce; Milk And Cream, Not Concentrated, Not Containing Added Su	3.353	155	9.730	464
	040221	Dairy Produce; Milk And Cream, Concentrated, Not Containing Added Sugar (	740		1.507	
	040299	Dairy Produce; Milk And Cream, Containing Added Sugar Or Other Sweetening Matter, Other T		281		872
	040390	Dairy Produce; Buttermilk, Curdled Milk Or Cream, Kephir, Fermented Or Acidified Milk Or Cre		1.001		1.108
	040410	Dairy Produce; Whey, Whether Or Not Concentrated Or Containing Added Su	6.251		14.319	
	040490	Dairy Produce; Natural Milk Constituents (excluding Whey), Whether Or Not	518		830	
	040510	Dairy Produce; Derived From Milk, Butter		108		2.213
	040620	Dairy Produce; Cheese Of All Kinds, Grated Or Powdered		505		1.917
	040630	Dairy Produce; Cheese, Processed (not Grated Or Powdered)		6		65
	040900	Honey; Natural	9	34	111	516
	050510	Animal Products; Feathers And Down Used For Stuffing, Not Further Worked	1.191	20	15.242	628
	050590	Animal Products; Skins And Other Parts Of Birds, Feathers And Down (not For	1.632	844	21.654	20.030
	050610	Animal Products; Ossein And Bones Treated With Acid		148		3.145
	050690	Animal Products; Bones And Horn-cores And Powder Or Waste Of Such, Unw	60	3.565	680	73.413
	050710	Animal Products; Ivory, Unworked Or Simply Prepared But Not Cut To Shape,	225	280	40.506	36.855
	050790	Animal Products; Tortoise-shell, Whalebone And Whalebone Hair, Horns, Ant	52		101	
	050800	Animal Products; Coral And Similar Materials, Shells Of Molluscs, Crustaceans	181.570	308.005	2.281.907	3.529.822
	051191	Animal Products; Of Fish Or Crustaceans, Molluscs Or Other Aquatic Inverteb	428	1	5.138	36
	060120	Plants, Live; Bulbs, Tubers, Tuberous Roots, Corms, Crowns And Rhizomes, In	1.171	17.003	1.598	21.551
	060210	Plants, Live; Unrooted Cuttings And Slips		1		53
	060290	Plants, Live; N.e.c. In Heading No. 0602		10.445		27.331
	060319	Flowers, Cut; Flowers And Buds Of A Kind Suitable For Bouquets Or Ornamental Purposes, Fres		30		349
	060420	Foliage, Branches And Other Parts Of Plants, Without Flowers Or Flower Buds	16	62	24	69
	070310	Vegetables, Alliaceous; Onions And Shallots, Fresh Or Chilled	77.230	14.720	178.884	32.586
	070519	Vegetables; Lettuce (lactuca Sativa), (other Than Cabbage Lettuce), Fresh Or (	38		10	
	070610	Vegetables, Root; Carrots And Turnips, Fresh Or Chilled		1.500		516
	070820	Vegetables, Leguminous; Beans (vigna Spp., Phaseolus Spp.), Shelled Or Unsh	1.100		304	
	070890	Vegetables, Leguminous; (other Than Peas And Beans), Shelled Or Unshelled,	1.187	1.275	6.006	701
	070960	Vegetables; Fruits Of The Genus Capsicum Or Of The Genus Pimenta, Fresh O	27.120	10.578	78.965	58.602
	070993	Vegetables; Pumpkins, Squash And Gourds (cucurbita Spp.), Fresh Or Chilled		5		3
	070999	Vegetables; Edible, N.e.c. In Chapter 07, Fresh Or Chilled		1.000		106
	071010	Vegetables; Potatoes, Uncooked Or Cooked By Steaming Or Boiling In Water,	580		449	
	071029	Vegetables, Leguminous; (other Than Peas Or Beans), Shelled Or Unshelled, Uncooked Or Cool		60		51

https://www.bps.go.id

Tabel 2. Ekspor Provinsi Asal Barang Dirinci Menurut Kode HS6 Digit, 2020—2021

Provinsi Asal	Kode HS 6	Deskripsi HS 6 Digit	Berat Bersih (Kg)		Nilai FOB (US$)	
			2020	2021	2020	2021
(1)	(2)	(3)	(4)	(5)	(6)	(7)
Bali						
	071040	Vegetables; Sweetcorn, Uncooked Or Cooked By Steaming Or Boiling In Water, Frozen		2.850		14.649
	071080	Vegetables; Uncooked Or Cooked By Steaming Or Boiling In Water, N.e.c. In Heading No. 0710,		5.780		30.710
	071232	Vegetables; Wood Ears (auricularia Spp), Whole, Cut, Sliced, Broken Or In Pov	251		752	
	071290	Vegetables; Mixtures Of Vegetables N.e.c. In Heading No. 0712, Whole, Cut, S	1	450	7	5.944
	071320	Vegetables, Leguminous; Chickpeas (garbanzos), Shelled, Whether Or Not Ski	59		568	
	071331	Vegetables, Leguminous; Beans Of The Species Vigna Mungo (l.) Hepper Or Vigna Radiata (l.) W		20.000		16.750
	071333	Vegetables, Leguminous; Kidney Beans, Including White Pea Beans (phaseolu	483		1.597	
	071410	Vegetable Roots And Tubers; Manioc (cassava), With High Starch Or Inulin Co	4.959	3.246	18.257	13.196
	071420	Vegetable Roots And Tubers; Sweet Potatoes, With High Starch Or Inulin Con	88		123	
	071440	Vegetable Roots And Tubers; Taro (colocasia Spp.) With High Starch Or Inulin Content, Fresh, C		65		245
	080111	Nuts, Edible; Coconuts, Desiccated	147		775	
	080119	Nuts, Edible; Coconuts, Fresh Or Dried, Other Than Desiccated Or In The Inne	874.435	10	216.604	32
	080131	Nuts, Edible; Cashew Nuts, Fresh Or Dried, In Shell	156.080	3.150	163.884	27.311
	080211	Nuts, Edible; Almonds, Fresh Or Dried, In Shell	5		36	
	080222	Nuts, Edible; Hazelnuts Or Filberts (corylus Spp.), Fresh Or Dried, Shelled	1.000		1.004	
	080310	Fruit, Edible; Plantains, Fresh Or Dried	55		904	
	080390	Fruit, Edible; Bananas, Other Than Plantains, Fresh Or Dried	1.798	4.234	13.852	40.164
	080430	Fruit, Edible; Pineapples, Fresh Or Dried		2.005		659
	080440	Fruit, Edible; Avocados, Fresh Or Dried	54	2.170	78	574
	080450	Fruit, Edible; Guavas, Mangoes And Mangosteens, Fresh Or Dried	868.747	818.419	2.224.766	2.425.935
	080510	Fruit, Edible; Oranges, Fresh Or Dried	20	1.200	100	168
	080529	Fruit, Edible; Tangelos, Wilkings And Similar Citrus Hybrid, Fresh Or Dried		1.000		141
	080550	Fruit, Edible; Lemons (citrus Limon, Citrus Limonum), Limes (citrus Aurantifoli	26.079	1.039	108.113	217
	080590	Fruit, Edible; Citrus Fruit N.e.c. In Heading No. 0805, Fresh Or Dried	20.741		33.206	
	080711	Fruit, Edible; Watermelons, Fresh		7.043		2.144
	080719	Fruit, Edible; Melons, Other Than Watermelons, Fresh		4.100		2.561
	080720	Fruit, Edible; Papaws (papayas), Fresh	4.397		7.359	
	080810	Fruit, Edible; Apples, Fresh		500		70
	081060	Fruit, Edible; Durians, Fresh	523	2.580	2.474	11.008
	081090	Fruit, Edible; Fruits N.e.c. In Heading No. 0801 To 0810, Fresh	22.610	18.812	77.405	31.199
	081190	Fruit, Edible; Fruit And Nuts N.e.c. In Heading No. 0811, Uncooked Or Cooked	20		137	
	081330	Fruit, Edible; Apples, Dried		1.600		660
	081340	Fruit, Edible; Fruit N.e.c. In Heading No. 0812, Dried	168.044	50	20.278	246
	081350	Nuts, Edible; Mixtures Of Nuts Or Dried Fruits Of Chapter 08		80		600
	090111	Coffee; Not Roasted Or Decaffeinated	303.288	446.396	1.688.383	1.954.069
	090112	Coffee; Decaffeinated, Not Roasted	166	2	1.060	5
	090121	Coffee; Roasted, Not Decaffeinated	23.486	7.775	240.482	108.235
	090122	Coffee; Roasted, Decaffeinated	31.767		95.539	
	090190	Coffee; Husks And Skins, Coffee Substitutes Containing Coffee In Any Proport	20.000	11	1.890	786
	090210	Tea, Green; (not Fermented), In Immediate Packings Of A Content Not Excee	279	120	6.194	2.732
	090220	Tea, Green; (not Fermented), In Immediate Packings Of A Content Exceeding	227	204	4.154	4.711
	090230	Tea, Black; (fermented) And Partly Fermented Tea, In Immediate Packings Of	16	120	253	171
	090240	Tea, Black; (fermented) And Partly Fermented Tea, In Immediate Packings Of	554	375	4.834	26.193
	090300	Mate		20		715
	090411	Spices; Pepper (of The Genus Piper), Neither Crushed Nor Ground	2.266	28.171	15.216	22.583
	090421	Spices; Fruits Of The Genus Capsicum Or Pimenta, Dried, Neither Crushed No	433	42	108.434	59.775
	090422	Spices; Fruits Of The Genus Capsicum Or Pimenta, Crushed Or Ground		8.150		1.606
	090510	Spices; Vanilla, Neither Crushed Nor Ground	5.357	4.980	677.210	673.865
	090520	Spices; Vanilla, Crushed Or Ground	9.247	32.809	1.049.014	3.857.717
	090611	Spices; Cinnamon (cinnamomum Zeylanicum Blume), Neither Crushed Nor Gr	119		236	
	090619	Spices; Cinnamon And Cinnamon-tree Flowers, Other Than Cinnamon (cinnar	25	1	925	2
	090620	Spices; Cinnamon And Cinnamon-tree Flowers, Crushed Or Ground	230		19.979	
	090710	Spices; Cloves (whole Fruit, Cloves And Stems), Neither Crushed Nor Ground	37.230	11.600	196.493	72.790
	090811	Spices; Nutmeg, Neither Crushed Nor Ground		100		3.245
	090812	Spices; Nutmeg, Crushed Or Ground	301	631	7.952	16.239
	090822	Spices; Mace, Crushed Or Ground	201		7.922	

https://www.bps.go.id

Tabel 2. Ekspor Provinsi Asal Barang Dirinci Menurut Kode HS6 Digit, 2020—2021

Provinsi Asal	Kode HS 6	Deskripsi HS 6 Digit	Berat Bersih (Kg)		Nilai FOB (US$)	
			2020	2021	2020	2021
(1)	(2)	(3)	(4)	(5)	(6)	(7)
Bali						
	090831	Spices; Cardamoms, Neither Crushed Nor Ground	300		3.000	
	090832	Spices; Cardamoms, Crushed Or Ground		1		1
	090921	Spices; Coriander Seeds, Neither Crushed Nor Ground	153	74	536	360
	090922	Spices; Coriander Seeds, Crushed Or Ground	473	32	368	165
	091011	Spices; Ginger, Neither Crushed Nor Ground	780	12	5.979	331
	091012	Spices; Ginger, Crushed Or Ground	4	3	211	57
	091030	Spices; Turmeric (curcuma)	788		1.369	
	091091	Spices; Mixtures Of 2 Or More Products Of Different Headings	30	1	806	3
	091099	Spices; N.e.c. In Heading No. 0910	300	12	4.919	216
	100590	Cereals; Maize (corn), Other Than Seed	225	150	324	240
	100610	Cereals; Rice In The Husk (paddy Or Rough)	28		85	
	100620	Cereals; Husked (brown) Rice	1.828		9.466	
	100640	Cereals; Rice, Broken	6		28	
	110100	Wheat Or Meslin Flour	2.070	3.350	3.130	4.137
	110290	Cereal Flours; Other Than Wheat, Meslin, And Maize (corn)	2.949	2.200	8.299	2.100
	110311	Cereal Groats And Meal; Of Wheat	275		393	
	110319	Cereal Groats And Meal; N.e.c. In Heading No. 1103	225		330	
	110412	Cereal Grains; Rolled Or Flaked, Of Oats	14		3	
	110510	Flour, Meal And Powder; Of Potatoes	12.456	395	106.538	245
	110520	Flakes, Granules And Pellets; Of Potatoes	5		1	
	110610	Flour, Meal And Powder; Of The Dried Leguminous Vegetables Of Heading No. 0713		20		300
	110620	Flour, Meal And Powder; Of Sago Or Of Roots Or Tubers Of Heading No. 0714	1.234	1.346	1.699	1.429
	110630	Flour, Meal And Powder; Of The Products Of Chapter 8		112		739
	110814	Starch; Manioc (cassava)	1		7	
	110819	Starch; N.e.c. In Item No. 1108.11 To 1108.14	1.583		1.985	
	120230	Ground-nuts; Seed, Not Roasted Or Otherwise Cooked, Whether Or Not Shelled Or Broken		30		150
	120241	Ground-nuts; Other Than Seed, Not Roasted Or Otherwise Cooked, In Shell	400		1.486	
	120242	Ground-nuts; Other Than Seed, Not Roasted Or Otherwise Cooked, Shelled, Whether Or Not B		8		8
	120924	Seeds Of Forage Plants; Kentucky Blue Grass (poa Pratensis L.) Seeds, Of A Ki	225		2.955	
	120991	Seeds; Vegetable Seeds, Of A Kind Used For Sowing		18.714		66.060
	120999	Seeds; N.e.c. In Heading 1209, Of A Kind Used For Sowing		0		185
	121190	Plants And Parts (including Seeds And Fruits) N.e.c. In Heading No. 1211, Of A	3.198.832	828.656	6.394.768	1.657.635
	121221	Seaweeds And Other Algae; Fit For Human Consumption, Fresh, Chilled, Frozen Or Dried, Whe		50.300		64.045
	121229	Seaweeds And Other Algae; Not Fit For Human Consumption, Fresh, Chilled,	4.733	231.703	3.170	54.480
	121299	Vegetable Products; Fit For Human Consumption, N.e.c. In Heading No. 1212	3.500		5.670	
	121490	Forage Products Including Swedes, Mangolds, Fodder Roots, Hay, Sainfoin, Cl	17.000		12.318	
	130190	Natural Gums, Resins, Gum-resins And Oleoresins, N.e.c. In Heading No. 1301	5.689	37.187	11.243	132.233
	130219	Vegetable Saps And Extracts; N.e.c. In Item No. 1302.1	150		6.300	
	130231	Mucilages And Thickeners; Agar-agar, Whether Or Not Modified, Derived From Vegetable Proc		2.000		29.974
	130239	Mucilages And Thickeners; Whether Or Not Modified, Derived From Vegetab	546	1.720	1.347	74.295
	140110	Bamboo Used Primarily For Plaiting	18.153	122.021	8.800	520.621
	140190	Vegetable Materials Of A Kind Used Primarily For Plaiting; N.e.c. In Heading N	43.793	24.005	126.179	155.335
	140420	Vegetable Products; Cotton Linters		5		139
	140490	Vegetable Products; N.e.c. In Chapter 14	50	16.754	413	40.733
	151311	Vegetable Oils; Coconut (copra) Oil And Its Fractions, Crude, Not Chemically Modified		90		980
	151319	Vegetable Oils; Coconut (copra) Oil And Its Fractions, Other Than Crude, Whe	2.529	25	40.079	209
	151321	Vegetable Oils; Palm Kernel Or Babassu Oil And Their Fractions, Crude, Not Chemically Modifie		204		2.480
	151590	Vegetable Fats And Oils And Their Fractions; Fixed, N.e.c. In Heading No. 151	148	4.735	10.630	223.794
	151710	Margarine; Excluding Liquid Margarine	3	3	2	148
	151790	Edible Mixtures Or Preparations Of Animal Or Vegetable Fats Or Oils Or Of Fr	0		10	
	151800	Animal Or Vegetable Fats And Oils And Their Fractions; Oxidised, Boiled Or O	4		0	
	160100	Meat Preparations; Sausages And Similar Products, Of Meat, Meat Offal Or Blood, And Food Pr		78		715
	160250	Meat Preparations; Of Bovine Animals, Meat Or Meat Offal, Prepared Or Preserved (excluding		3		171
	160413	Fish Preparations; Sardines, Sardinella And Brisling Or Sprats, Prepared Or Pr	227.628	34.422	245.836	56.176
	160414	Fish Preparations; Tunas, Skipjack And Atlantic Bonito (sarda Spp.), Prepared	1.141	2.003	13.379	8.995
	160415	Fish Preparations; Mackerel, Prepared Or Preserved, Whole Or In Pieces (but	27.345	127	67.422	235
	160552	Mollusc Preparations; Scallops, Including Queen Scallops, Prepared Or Preser	2.451	3.546	7.280	48.627
	160555	Mollusc Preparations; Octopus, Prepared Or Preserved	64.056	48.365	587.095	512.262

https://www.bps.go.id

Tabel 2. Ekspor Provinsi Asal Barang Dirinci Menurut Kode HS6 Digit, 2020—2021

Provinsi Asal	Kode HS 6	Deskripsi HS 6 Digit	Berat Bersih (Kg)		Nilai FOB (US$)	
			2020	2021	2020	2021
(1)	(2)	(3)	(4)	(5)	(6)	(7)
Bali						
	170114	Sugars; Cane Sugar, Raw, In Solid Form, Other Than As Specified In Subheadir	23		17	
	170199	Sugars; Sucrose, Chemically Pure, In Solid Form, Not Containing Added Flavou	222		477	
	170230	Sugars; Glucose And Glucose Syrup, Not Containing Fructose Or Containing Ir	3	4	0	6
	170290	Sugars; N.e.c. In Heading No. 1702, Including Invert Sugar And Other Sugar A	80.076	111.717	208.129	271.955
	170310	Sugars; Molasses, From Sugar Cane, Resulting From The Extraction Or Refinin	8	1	30	10
	170390	Sugars; Molasses, From Sugar Beet, Resulting From The Extraction Or Refining Of Sugar		1.520		17.000
	170490	Sugar Confectionery; (excluding Chewing Gum, Including White Chocolate), N	952	2.468	612	7.659
	180100	Cocoa Beans; Whole Or Broken, Raw Or Roasted	18.440	8.707	82.142	54.670
	180310	Cocoa; Paste, Not Defatted	1.011	3.561	12.614	45.211
	180400	Cocoa; Butter, Fat And Oil		30		559
	180500	Cocoa; Powder, Not Containing Added Sugar Or Other Sweetening Matter	2.098	600	10.533	14.498
	180610	Cocoa; Powder, Containing Added Sugar Or Other Sweetening Matter	1.576	7	2.066	100
	180620	Chocolate & Other Food Preparations Containing Cocoa; In Blocks, Slabs Or B	200	1.004	3.308	17.867
	180631	Chocolate And Other Food Preparations Containing Cocoa; In Blocks, Slabs O	163	49	3.424	1.151
	180632	Chocolate And Other Food Preparations Containing Cocoa; In Blocks, Slabs Or Bars, (not Filled)		66		4.045
	180690	Chocolate And Other Food Preparations Containing Cocoa; N.e.c. In Chapter	1.077	1.745	2.785	27.742
	190120	Food Preparations; Mixes And Doughs For The Preparation Of Bread, Pastry, Cakes, Biscuits An		58		1.965
	190190	Food Preparations; Of Flour, Meal, Starch, Malt Extract Or Milk Products, For	4.925	86.059	5.277	94.695
	190219	Food Preparations; Pasta, Uncooked (excluding That Containing Eggs), Not St	3.613	317	14.078	432
	190230	Food Preparations; Pasta (excluding Stuffed), Cooked Or Otherwise Prepared	3.395	26	12.635	8
	190300	Food Preparations; Tapioca And Substitutes Thereof, Prepared From Starch I	80		148	
	190410	Food Preparations; Obtained By The Swelling Or Roasting Of Cereals Or Cere	58.544	49.171	404.274	364.419
	190420	Food Preparations; Obtained From Unroasted Cereal Flakes Or From Mixtures Of Unroasted Ce		265		3.323
	190430	Prepared Foods Obtained By The Swelling Or Roasting Of Cereals Or Cereal P	1.111	1.969	5.463	13.419
	190490	Food Preparations; Cereal Or Cereal Products (excluding Maize), In Grain Form, Pre-cooked Or		3.905		11.041
	190531	Food Preparations; Sweet Biscuits, Whether Or Not Containing Cocoa	11.020	18.756	30.610	38.442
	190532	Food Preparations; Waffles And Wafers, Whether Or Not Containing Cocoa	220	1.250	706	2.655
	190590	Food Preparations; Bakers' Wares N.e.c. In Heading No. 1605, Whether Or N	12.387	9.878	35.111	15.551
	200210	Vegetable Preparations; Tomatoes, Whole Or In Pieces, Prepared Or Preserved Otherwise Tha		2		1
	200490	Vegetable Preparations; Vegetables And Mixtures Of Vegetables (excluding Potatoes), Prepare		4.060		471
	200599	Vegetable Preparations; Vegetables And Mixtures Of Vegetables N.e.c. In He	59	54	593	600
	200600	Vegetables, Fruit, Nuts, Fruit-peel And Other Parts Of Plants, Preserved By Su	4		84	
	200791	Jams, Jellies, Marmalades, Purees And Pastes; Of Citrus Fruit, Being Cooked Preparations (excl		31		291
	200799	Jams, Fruit Jellies, Marmalades, Purees And Pastes; Of Fruit Or Nuts N.e.c. In	32	55	1.164	1.106
	200811	Nuts; Ground-nuts, Whether Or Not Containing Added Sugar, Other Sweeten	400	494	1.179	4.482
	200819	Nuts And Other Seeds; Whether Or Not Containing Added Sugar, Other Swee	82.069	51.340	749.084	709.556
	200899	Fruit, Nuts And Other Edible Parts Of Plants; Prepared Or Preserved, Whethe	2.818	818	7.017	1.718
	200919	Juice; Orange, Not Frozen, Of A Brix Value Exceeding 20, Unfermented, Not C	101.636	99.421	171.038	149.094
	200929	Juice; Grapefruit (including Pomelo), Of A Brix Value Exceeding 20, Unfermented, Not Containi		13		104
	200990	Juices; Mixtures Of Fruits Or Vegetables, Unfermented, Not Containing Added Spirit, Whether		1		49
	210111	Extracts, Essences And Concentrates; Of Coffee, And Preparations With A Bas	24.193	6.898	80.292	29.316
	210112	Preparations With A Basis Of Extracts, Essences Or Concentrates Or With A B	28.261	1.777	110.679	4.887
	210120	Extracts, Essences And Concentrates; Of Tea Or Mate, And Preparations With	3.822	6.542	13.324	17.333
	210130	Chicory, Roasted And Other Roasted Coffee Substitutes; Extracts, Essences And Concentrates T		2		10
	210210	Yeasts; Active	2.619	1	20.315	6
	210230	Baking Powders; Prepared		12		64
	210310	Sauces; Soya	8.022	2.405	15.719	11.217
	210330	Mustard Flour And Meal And Prepared Mustard		138		1.074
	210390	Sauces And Preparations Therefor; Mixed Condiments And Mixed Seasonings	18.178	17.039	48.781	46.157
	210410	Soups And Broths And Preparations Therefor	95		280	
	210420	Homogenised Composite Food Preparations		2		26
	210500	Ice Cream And Other Edible Ice; Whether Or Not Containing Cocoa		22		549
	210610	Protein; Concentrates And Textured Protein Substances	382	1	292	2
	210690	Food Preparations; N.e.c. In Item No. 2106.10	25.943	13.482	36.342	23.977
	220110	Waters; Mineral And Aerated, Including Natural Or Artificial, (not Containing	209.648	1	27.377	69
	220210	Waters; Including Mineral And Aerated, Containing Added Sugar Or Other Sw	15.314	5.907	37.391	18.004
	220299	Non-alcoholic Beverages; Other Than Non-alcoholic Beer, N.e.c. In Item No. 2	3.123	1.287	6.276	3.548
	220300	Beer; Made From Malt	1.732		1.730	
	220410	Wine; Sparkling	19.528		45.101	
	220421	Wine; Still, In Containers Holding 2 Litres Or Less	1.733	160	26.471	2.486

Tabel 2. Ekspor Provinsi Asal Barang Dirinci Menurut Kode HS6 Digit, 2020—2021

Provinsi Asal	Kode HS 6	Deskripsi HS 6 Digit	Berat Bersih (Kg)		Nilai FOB (US$)	
			2020	2021	2020	2021
(1)	(2)	(3)	(4)	(5)	(6)	(7)
Bali						
	220429	Wine; Still, In Containers Holding More Than 10 Litres	1.259	4.218	18.528	25.363
	220510	Vermouth And Other Wine Of Fresh Grapes, Flavoured With Plants Or Aromatic Substances, In		1		13
	220600	Beverages, Fermented; (e.g. Cider, Perry, Mead, Sake)	63.936	58.634	53.094	53.026
	220830	Whiskies	27	2	500	157
	220840	Rum And Other Spirits Obtained By Distilling Fermented Sugar-cane Products		1		68
	220850	Gin And Geneva	35	162	174	549
	220860	Vodka	41	146	159	1.059
	220870	Liqueurs And Cordials		7.276		31.450
	220900	Vinegar And Substitutes For Vinegar; Obtained From Acetic Acid	3.167		842	
	230120	Flours, Meals And Pellets; Of Fish Or Of Crustaceans, Molluscs Or Other Aqua	988.200	841.500	497.199	350.695
	230700	Wine Lees; Argol		6		63
	230910	Dog Or Cat Food; Put Up For Retail Sale, Used In Animal Feeding	200	12.407	4.000	63.277
	230990	Dog Or Cat Food; (not Put Up For Retail Sale), Used In Animal Feeding		2		133
	240110	Tobacco, (not Stemmed Or Stripped)	480	1	16.549	35
	240319	Tobacco; Smoking, Other Than Water Pipe Tobacco, Whether Or Not Contain	33	2	980	210
	240391	Tobacco; Homogenised Or Reconstituted		1.000		2.750
	250100	Salt (including Table Salt And Denatured Salt); Pure Sodium Chloride Whethe	10.671	8.395	24.792	18.364
	251310	Pumice Stone, Whether Or Not Heat Treated	370	169	66.187	141
	251400	Slate; Whether Or Not Roughly Trimmed Or Merely Cut, By Sawing Or Otherv	2.278		1.808	
	251620	Sandstone;. Whether Or Not Roughly Trimmed, Cut, By Sawing Etc, Into Block	2	23	170	244
	251690	Monumental Or Building Stone; N.e.c. In Heading No. 2516, Whether Or Not	200	36.885	53	14.684
	251710	Pebbles, Gravel, Broken Or Crushed Stone; Of A Kind Commonly Used For Co	44.625	1.604	12.253	389
	251741	Stones; Of Marble, In Granules, Chippings And Powder, Whether Or Not Heat-treated		16		178
	251749	Stones; Of Heading No. 2515 Or 2516 (excluding Marble), In Granules, Chippi	469.188	298.958	103.307	46.168
	252310	Cement Clinkers (whether Or Not Coloured)	12.634	586	3.468	149
	252329	Cement; Portland, Other Than White, Whether Or Not Artificially Coloured	12.300	1.600	936	123
	252620	Steatite; Natural, Crushed, Powdered, Whether Or Not Roughly Trimmed Or Merely Cut, By Sa		7		70
	253090	Mineral Substances; N.e.c. In Chapter 25	41.000		15.230	
	261510	Zirconium Ores And Concentrates	25.000		42.071	
	271019	Petroleum Oils And Oils From Bituminous Minerals, Not Containing Biodiesel, Not Crude, Not V		1		6
	271290	Paraffin Wax; Containing By Weight 0.75% Or More Of Oil, Obtained By Synthesis Or By Other		26		274
	280300	Carbon; Carbon Blacks And Other Forms Of Carbon N.e.c.		1		2
	280519	Alkali Or Alkali-earth Metals; Other Than Sodium And Calcium	6	20	4.998	8.666
	281122	Silicon Dioxide		7		62
	282739	Chlorides; Other Than Of Ammonium, Calcium, Magnesium, Aluminium And	3.528	1.073	16.074	11.011
	283919	Silicates; Of Sodium (excluding Sodium Metasilicates)		3		11
	284290	Salts; Of Inorganic Acids Or Peroxoacids, Other Than Double Or Complex Silic	450	450	340	351
	290511	Alcohols; Saturated Monohydric, Methanol (methyl Alcohol)		24		40
	291030	Epoxides, Epoxyalcohols, Epoxyphenols And Epoxyethers; With A Three-membered Ring And T		40		600
	291241	Aldehydes; Aldehyde-ethers, Aldehyde-phenols And Aldehydes With Other O	10	2	482	2
	291614	Acids; Unsaturated Acyclic Monocarboxylic Acids; Esters Of Methacrylic Acid		13		138
	293627	Vitamins; Vitamin C And Its Derivatives, Unmixed	14	1	2.600	47
	293629	Vitamins; N.e.c. In Item No. 2936.2, And Their Derivatives, Unmixed	85	1	3.493	31
	293690	Vitamins; N.e.c. In Heading No. 2936, Including Natural Concentrates	1	2	19	225
	293723	Steroidal Hormones, Their Derivatives And Structural Analogues; Oestrogens	1		573	
	294000	Sugars, Chemically Pure, Other Than Sucrose, Lactose, Maltose, Glucose And Fructose; Sugar E		2		17
	294190	Antibiotics; N.e.c. In Heading No. 2941		5		181
	294200	Organic Compounds; N.e.c. In Chapter 29		1		23
	300212	Blood, Human Or Animal, Antisera, Other Blood Fractions And Immunologica	4	5	56	75
	300215	Blood, Human Or Animal, Antisera, Other Blood Fractions And Immunological Products; Immu		4		480
	300290	Toxins, Cultures Of Micro-organisms (excluding Yeasts) And Similar Products		2		11
	300410	Medicaments; Containing Penicillins, Streptomycins Or Their Derivatives, For Therapeutic Or P		2		2.116
	300450	Medicaments; Containing Vitamins Or Their Derivatives, For Therapeutic Or F	63	31	1.241	1.281
	300460	Medicaments; Containing Antimalarial Active Principles Described In Subheading Note 2 To Th		13		792
	300490	Medicaments; Consisting Of Mixed Or Unmixed Products N.e.c. In Heading N	1.069	2.043	35.509	19.762
	300510	Dressings, Adhesive; And Other Articles Having An Adhesive Layer, Packed Fo	360	432	4.024	5.216
	300590	Wadding, Gauze, Bandages And Similar Articles; (excluding Adhesive Dressing	739	216	2.811	1.282
	300650	Pharmaceutical Goods; First Aid Boxes And Kits		101		179
	310100	Fertilizers, Animal Or Vegetable; Whether Or Not Mixed Together Or Chemic	35.002	2.260	87.310	4.620
	310590	Fertilizers, Mineral Or Chemical; N.e.c. In Heading No. 3105	16.000		36.800	

https://www.bps.go.id

Tabel 2. Ekspor Provinsi Asal Barang Dirinci Menurut Kode HS6 Digit, 2020—2021

Provinsi Asal	Kode HS 6	Deskripsi HS 6 Digit	Berat Bersih (Kg)		Nilai FOB (US$)	
			2020	2021	2020	2021
(1)	(2)	(3)	(4)	(5)	(6)	(7)
Bali						
	320411	Dyes; Disperse Dyes And Preparations Based Thereon	4		5	
	320412	Dyes; Acid, Whether Or Not Premetallised And Preparations Based Thereon,	12		1.402	
	320416	Dyes; Reactive Dyes And Preparations Based Thereon	1	1	3	11
	320490	Dyes; Synthetic Organic Products N.e.c. In Heading No. 3204 (e.g. Of A Kind U	49		484	
	320500	Colour Lakes; Preparations Based On Colour Lakes As Specified In Note 3 To T	9		11	
	320620	Colouring Matter; Pigments And Preparations Based On Chromium Compounds		7		60
	320649	Colouring Matter; Other Preparations N.e.c. In Item No. 3206.4		1		1
	320710	Pigments; Prepared Pigments, Opacifiers, Colours And Similar Preparations		180		250
	320740	Glass; Glass Frit And Other Glass, In The Form Of Powder, Granules Or Flakes		12.475		312
	320810	Paints And Varnishes; Based On Polyesters, Dispersed Or Dissolved In A Non-	9	3	38	73
	320890	Paints And Varnishes; Based On Polymers N.e.c. In Heading No. 3208, Dispers	62		417	
	320910	Paints And Varnishes; Based On Acrylic Or Vinyl Polymers, Dispersed Or Disso	99	6	531	9
	320990	Paints And Varnishes; (based On Polymers Other Than Acrylic Or Vinyl), Dispe	218		3.204	
	321000	Paints And Varnishes; (including Enamels, Lacquers And Distempers), Prepare	209	56	55.704	3.408
	321290	Pigments; Of A Kind Used In The Manufacture Of Paints, Other Than Stampin	22	150	359	403
	321390	Colours; (other Than In Sets), Of A Kind Used By Artists, Students Or Signboard Painters		4		837
	321410	Mastics; Painters' Fillings	70		424	
	321490	Mastics; N.e.c. In Heading No. 3214	8	100	29	149
	321511	Ink; For Printing, Black, Whether Or Not Concentrated Or Solid	2		312	
	321519	Ink; For Printing, Other Than Black, Whether Or Not Concentrated Or Solid		17		95
	321590	Ink; Writing, Drawing And Other Inks, N.e.c. In Heading No. 3215, Whether Or Not Concentrate		1		5
	330112	Oils, Essential; Of Orange (terpeneless Or Not), Including Concretes And Absc	22		490	
	330119	Oils, Essential; Of Citrus Fruits N.e.c. In Heading No. 3301 (terpeneless Or Not	276	697	10.484	7.261
	330129	Oils, Essential; N.e.c. In Heading No. 3301 (terpeneless Or Not), Including Cor	1.411	903	68.832	34.856
	330190	Oils, Essential; Concentrates In Fats, Fixed Oils, Waxes And The Like, Terpenic	12.926	7.661	233.078	127.576
	330210	Odoriferous Substances And Mixtures; Of A Kind Used In The Food Or Drink I	4.990	14.167	146.866	235.906
	330290	Odoriferous Substances And Mixtures; Used As Raw Materials In Industries Other Than The Fo		650		1.846
	330300	Perfumes And Toilet Waters	568	908	8.553	15.393
	330410	Cosmetic And Toilet Preparations; Lip Make-up	57	4	3.105	32
	330420	Cosmetic And Toilet Preparations; Eye Make-up		3		500
	330430	Cosmetic And Toilet Preparations; Manicure Or Pedicure Preparations	2.242	4.559	10.446	73.327
	330491	Cosmetic And Toilet Preparations; Powders, Whether Or Not Compressed (ex	16.584	11.585	69.704	75.317
	330499	Cosmetic And Toilet Preparations; N.e.c. In Heading No. 3304, For The Care C	31.404	36.921	528.037	702.772
	330510	Hair Preparations; Shampoos	2.876	430	12.581	7.560
	330520	Hair Preparations; For Permanent Waving Or Straightening		69		766
	330530	Hair Preparations; Lacquers		80		64
	330590	Hair Preparations; N.e.c. In Heading No. 3305	28.049	15.047	508.494	341.038
	330610	Oral Or Dental Hygiene Preparations; Dentifrices	1.285	315	5.245	1.860
	330620	Oral Or Dental Hygiene Preparations; Yarn Used To Clean Between The Teeth	40		7.316	
	330690	Oral Or Dental Hygiene Preparations; Other Than Dentifrices	2		18	
	330710	Perfumery, Cosmetic Or Toilet Preparations; Pre-shave, Shaving Or After-shav	91	7	465	314
	330720	Perfumery, Cosmetic Or Toilet Preparations; Personal Deodorants And Antipe	3.496	2.973	31.314	39.564
	330730	Perfumery, Cosmetic Or Toilet Preparations; Perfumed Bath Salts And Other	248	151	761	3.086
	330741	Perfumes And Deodorizers; Perfuming Or Deodorizing Preparations For Room	8.286	27.437	72.784	243.196
	330749	Perfumes And Deodorizers; Perfuming Or Deodorizing Preparations For Room	981	904	17.518	16.578
	330790	Perfumes And Deodorizers; Perfuming Or Deodorizing Preparations N.e.c. In	2.435	774	20.427	27.336
	340111	Soap And Organic Surface-active Products; In The Form Of Bars, Cakes, Moul	128.016	127.861	944.826	948.344
	340119	Soap And Organic Surface-active Products; In The Form Of Bars, Cakes, Moul	60	242	160	938
	340120	Soap; In Forms N.e.c. In Item No. 3401.11	848	497	4.897	4.480
	340130	Organic Surface-active Products And Preparations For Washing The Skin, In T	1.856	1.000	33.364	4.642
	340290	Washing And Cleaning Preparations; Surface-active, Whether Or Not Contain	17	391	667	510
	340311	Lubricating Preparations; For The Treatment Of Textile And Similar Materials	19		601	
	340319	Lubricating Preparations; (other Than For The Treatment Of Textile And Similar Materials), Cor		0		41
	340490	Waxes; Artificial And Prepared, Other Than Of Polyethylene Glycol	2	7	107	28
	340510	Polishes, Creams And Similar Preparations; For Footwear Or Leather, Excludir	7		71	
	340520	Polishes, Creams And Similar Preparations; For The Maintenance Of Wooden	4.076	512	6.371	445
	340540	Scouring Pastes And Powders And Other Scouring Preparations; (whether Or	645		32	
	340590	Polishes, Creams And Similar Preparations; N.e.c. In Heading No. 3405, Exclu	323		7.352	
	340600	Candles, Tapers And The Like	17.693	24.720	135.116	188.689
	340700	Modelling Pastes; Preparations Known As Dental Wax, Put Up In Sets, In Pack	6	0	30	14

https://www.bps.go.id

Tabel 2. Ekspor Provinsi Asal Barang Dirinci Menurut Kode HS6 Digit, 2020—2021

Provinsi Asal	Kode HS 6	Deskripsi HS 6 Digit	Berat Bersih (Kg)		Nilai FOB (US$)	
			2020	2021	2020	2021
(1)	(2)	(3)	(4)	(5)	(6)	(7)
Bali						
	350300	Gelatin (including Gelatin In Rectangular Sheets, Whether Or Not Surface-wo	2		913	
	350520	Glues; Based On Starches, Or On Dextrins Or Other Modified Starches	2	260	3	357
	350610	Glues Or Adhesives; Prepared, Products Suitable For Use As Glues Or Adhesiv	33		671	
	350691	Adhesives; Prepared, Based On Polymers Of Heading 3901 To 3913 Or On Rubber		0		24
	350699	Glues And Other Adhesives; Prepared, N.e.c. In Heading No. 3506, Not Excee	17	134	84	866
	360490	Pyrotechnic Products; Signalling Flares, Rain Rockets, Fog Signals And Other F	20		2.120	
	370199	Photographic Plates And Film; (for Other Than Colour Photography), In The Flat, Sensitised, Un		2		124
	370500	Photographic Plates And Film; Exposed And Developed, Other Than Cinematographic Film		16		1.294
	370610	Cinematographic Film; Exposed And Developed, Whether Or Not Incorporating Sound Track Or		3		215
	370690	Cinematographic Film; Exposed And Developed, Whether Or Not Incorporatir	6	1	997	21
	380210	Carbon; Activated		8		309
	380859	Insecticides, Rodenticides, Fungicides, Disinfectants, Herbicides And The Like; Containing Good		150		4
	380891	Insecticides; Other Than Containing Goods Specified In Subheading Notes 1 &	351	306	6.790	2.174
	380991	Finishing Agents And Dye Carriers; To Accelerate Dyeing Or Fixing Of Dye-stuffs, Other Product		14		2
	380993	Finishing Agents And Dye Carriers; To Accelerate Dyeing Or Fixing Of Dye-stul	7	493	300	3.198
	381090	Fluxes And Other Auxiliary Preparations; For Soldering, Brazing Or Welding, C	60		1.124	
	381400	Solvents And Thinners; Organic Composite Solvents And Thinners, N.e.c. Or In	15		22	
	381519	Catalysts, Supported; Reaction Initiators, Reaction Accelerators And Catalytic Preparations, Wi		7		56
	382100	Prepared Culture Media For The Development Or Maintenance Of Micro-organisms (including		31		1.294
	382440	Cements, Mortars Or Concretes; Their Prepared Additives	3.520		1.378	
	382450	Mortars And Concretes; Non-refractory	760	3.931	1.492	2.617
	382460	Sorbitol; Other Than That Of Subheading No. 2905.44		3.240		3.402
	382499	Chemical Products, Mixtures And Preparations; N.e.c. Heading 3824	1		20	
	390110	Ethylene Polymers; In Primary Forms, Polyethylene Having A Specific Gravity Of Less Than 0.94		451		1.378
	390120	Ethylene Polymers; In Primary Forms, Polyethylene Having A Specific Gravity Of 0.94 Or More		310		853
	390210	Propylene, Other Olefin Polymers; Polypropylene In Primary Forms	500	3.505	1.500	6.479
	390311	Styrene Polymers; Expansible Polystyrene, In Primary Forms		3		1.051
	390330	Styrene Polymers; Acrylonitrile-butadiene-styrene (abs) Copolymers, In Primary Forms		1		25
	390410	Vinyl Chloride, Other Halogenated Olefin Polymers; Poly(vinyl Chloride), Not Mixed With Any C		1		4
	390421	Vinyl Chloride, Other Halogenated Olefin Polymers; Non-plasticised Poly(viny	60		103	
	390490	Vinyl Chloride, Other Halogenated Olefin Polymers; N.e.c. In Heading No. 390	39		47	
	390519	Poly(vinyl Acetate); (other Than In Aqueous Dispersion), In Primary Forms	2		245	
	390529	Vinyl Acetate Copolymers; (other Than In Aqueous Dispersion), In Primary Forms		40		73
	390690	Acrylic Polymers; (other Than Polymethyl Methacrylate), In Primary Forms	868	173	56	1.114
	390730	Epoxide Resins; In Primary Forms	3.792	5.692	22.667	72.693
	390740	Polycarbonates; In Primary Forms		56		1.203
	390750	Alkyd Resins; In Primary Forms		100		7.596
	390791	Polyesters; N.e.c. In Heading No. 3907, Unsaturated, In Primary Forms		7		81
	390799	Polyesters; N.e.c. In Heading No. 3907, Saturated, In Primary Forms	531	345	8.101	6.684
	390810	Polyamides; Polyamide-6, -11, -12, -6,6, -6,9, -6,10 Or -6,12, In Primary Forms		4		826
	390890	Polyamides; N.e.c. In Heading No. 3908, In Primary Forms	52		2.680	
	390920	Amino-resins; Melamine Resins, In Primary Forms		450		1.235
	391000	Silicones; In Primary Forms	19	1	4.621	4
	391190	Polysulphides, Polysulphones And Similar Products Of Chemical Synthesis N.e	13.705	4.413	84.193	37.178
	391212	Cellulose Acetates; Plasticised, In Primary Forms		509		28.309
	391290	Cellulose And Its Chemical Derivatives; N.e.c. In Item No. 3912, In Primary Fo	115	86	778	488
	391390	Polymers, Natural And Modified Natural; In Primary Forms (excluding Alginic	1.746	20.000	4.511	57.700
	391590	Plastics N.e.c. In Heading No. 3915; Waste, Parings And Scrap	5	846	29	1.137
	391620	Vinyl Chloride Polymers; Monofilament, Of Which Any Cross-sectional Dimen	691		3.552	
	391690	Plastics; Monofilament, Of Plastics N.e.c. In Heading No. 3916, Cross-sectiona	60	29	668	6.215
	391710	Plastics; Artificial Guts (sausage Casings) Of Hardened Protein Or Of Cellulosic	20	1	8	3
	391729	Plastics; Tubes, Pipes And Hoses Thereof, Rigid, Of Plastics N.e.c. In Heading I	32	2.543	1.779	7.488
	391731	Plastics; Tubes, Pipes And Hoses Thereof, Flexible, Having A Minimum Burst Pressure Of 27.6m		66		6.461
	391732	Plastics; Tubes, Pipes And Hoses Thereof, Other Than Those Of Item No. 3917	22	72	375	1.635
	391739	Plastics; Tubes, Pipes And Hoses Thereof, N.e.c. In Item No. 3917.30	1.910	20	57.767	190
	391810	Floor, Wall Or Ceiling Coverings; Of Polymers Of Vinyl Chloride, Whether Or Not Self-adhesive,		1		104
	391890	Floor, Wall Or Ceiling Coverings; Of Plastics (excluding Polymers Of Vinyl Chlo	1.015	6	594	1
	391910	Plastics; Plates, Sheets, Film, Foil, Tape, Strip, Other Flat Shapes Thereof, Self	92	338	148	3.209
	391990	Plastics; Plates, Sheets, Film, Foil, Tape, Strip, Other Flat Shapes Thereof, Self	16.058	518	162.686	9.121
	392010	Plastics; Plates, Sheets, Film, Foil And Strip (not Self-adhesive), Of Polymers C	101	3	2.435	105

https://bali.bps.go.id

Tabel 2. Ekspor Provinsi Asal Barang Dirinci Menurut Kode HS6 Digit, 2020—2021

Provinsi Asal	Kode HS 6	Deskripsi HS 6 Digit	Berat Bersih (Kg)		Nilai FOB (US$)	
			2020	2021	2020	2021
(1)	(2)	(3)	(4)	(5)	(6)	(7)
Bali						
	392020	Plastics; Of Polymers Of Propylene, Plates, Sheets, Film, Foil And Strip (not Self-adhesive), Non-		121		1.457
	392030	Plastics; Of Polymers Of Styrene, Plates, Sheets, Film, Foil And Strip (not Self-	1		1	
	392061	Plastics; Plates, Sheets, Film, Foil And Strip (not Self-adhesive), Of Polycarbon	109		17	
	392062	Plastics; Plates, Sheets, Film, Foil And Strip (not Self-adhesive), Of Poly(ethyle	0		1	
	392071	Plastics; Plates, Sheets, Film, Foil And Strip (not Self-adhesive), Of Regenerated Cellulose; Non-		5		241
	392079	Plastics; Plates, Sheets, Film, Foil And Strip (not Self-adhesive), Of Cellulose D	1		10	
	392092	Plastics; Plates, Sheets, Film, Foil And Strip (not Self-adhesive), Of Polyamides, Non-cellular An		18		188
	392094	Plastics; Plates, Sheets, Film, Foil And Strip (not Self-adhesive), Of Phenolic Re	20		2.414	
	392099	Plastics; Plates, Sheets, Film, Foil And Strip (not Self-adhesive), Of Plastics N.e	3	13	7	113
	392111	Plastics; Plates, Sheets, Film, Foil And Strip, Of Polymers Of Styrene, Cellular	34	83	207	1.371
	392113	Plastics; Plates, Sheets, Film, Foil And Strip, Of Polyurethanes, Cellular	4.029		52.828	
	392119	Plastics; Plates, Sheets, Film, Foil And Strip, Of Plastics N.e.c. In Heading No. 3	331		6.167	
	392190	Plastics; Plates, Sheets, Film, Foil And Strip, Other Than Cellular	195	213	338	659
	392210	Plastics; Baths, Shower-baths, Sinks And Wash-basins	387	487	4.125	2.644
	392220	Plastics; Lavatory Seats And Covers	6.808	3.758	49.984	20.126
	392290	Plastics; Bidets, Lavatory Pans, Flushing Cisterns And Similar Sanitary Ware N	125	14.513	1.709	46.692
	392310	Plastics; Boxes, Cases, Crates And Similar Articles For The Conveyance Or Pac	3.593	1.695	16.698	32.358
	392321	Ethylene Polymers; Sacks And Bags (including Cones), For The Conveyance Or	1.275	1.467	10.529	15.816
	392329	Plastics; Sacks And Bags (including Cones), For The Conveyance Or Packing Of	712	1.331	6.127	6.123
	392330	Plastics; Carboys, Bottles, Flasks And Similar Articles, For The Conveyance Or	28	237	943	3.628
	392350	Plastics; Stoppers, Lids, Caps And Other Closures, For The Conveyance Or Pac	760	2.044	10.270	68.361
	392390	Plastics; Articles For The Conveyance Or Packing Of Goods N.e.c. In Heading N	1.212	10.862	10.033	76.705
	392410	Plastics; Tableware And Kitchenware	3.519	3.962	100.922	124.266
	392490	Plastics; Household Articles And Hygienic Or Toilet Articles	1.831	1.216	23.714	34.878
	392530	Plastics; Builders' Ware, Shutters, Blinds (including Venetian Blinds) And Similar Articles And Pa		5		2
	392590	Plastics; Builders' Ware, N.e.c. Or Included In Heading No. 3925		80		84
	392610	Plastics; Office Or School Supplies	797	617	30.325	6.521
	392620	Plastics; Articles Of Apparel And Clothing Accessories (including Gloves, Mitte	120.903	58.854	598.483	460.327
	392630	Plastics; Fittings For Furniture, Coachwork Or The Like	816	154	25.398	7.876
	392640	Plastics; Statuettes And Other Ornamental Articles	578.141	584.833	3.660.709	3.964.455
	392690	Plastics; Other Articles N.e.c. In Chapter 39	154.915	113.635	1.398.281	1.511.739
	400130	Balata, Gutta-percha, Guayule, Chicle And Similar Natural Gums; In Primary F	94		1.005	
	400219	Rubber; Synthetic, Styrene-butadiene Rubber (sbr) And Carboxylated Styrene	125	78	1	1.199
	400280	Rubber; Mixtures Of Natural And Synthetic Rubbers Of Heading No. 4001 And	0	22	60	1.187
	400591	Rubber; Unvulcanised, (compounded Other Than With Carbon Black Or Silica), In Plates, Sheets		34		354
	400599	Rubber; Unvulcanised, (compounded Other Than With Carbon Black Or Silica	1.588	2.849	11.217	15.989
	400690	Rubber; Unvulcanised, Other Than Camel Back Strips For Retreading Rubber	1.152	406	31.538	46.437
	400829	Rubber; Vulcanised (other Than Hard Rubber), Non-cellular Rubber, In Forms	15	0	222	41
	400941	Rubber; Vulcanised (other Than Hard Rubber), Tubing, Piping And Hoses, Rei	34		259	
	400942	Rubber; Vulcanised (other Than Hard Rubber), Tubing, Piping And Hoses, Rei	15	60	1.084	515
	401019	Rubber; Vulcanised, Conveyor Belts Or Belting, (reinforced With Other Than Metal Only Or Tex		10		2
	401031	Rubber; Vulcanised, Endless Transmission Belts Of Trapezoidal Cross-section	183		2.893	
	401039	Rubber; Vulcanised, Conveyor Or Transmission Belts Or Belting, N.e.c. In Heading No. 4010		25		113
	401130	Rubber; New Pneumatic Tyres, Of A Kind Used On Aircraft		709		51.906
	401150	Rubber; New Pneumatic Tyres, Of A Kind Used On Bicycles	16		67	
	401190	Rubber; New Pneumatic Tyres, Of A Kind Used On Light Commercial Vehicles	3.966		7.238	
	401212	Retreaded Tyres; Of A Kind Used On Motor Buses Or Lorries	169		948	
	401220	Rubber; Used Pneumatic Tyres	102		15	
	401290	Rubber; Tyres N.e.c. In Heading No. 4012	290	1	1.860	19
	401490	Rubber; Vulcanised (other Than Hard Rubber), Hygienic Or Pharmaceutical Articles (excluding S		196		1.857
	401519	Rubber; Vulcanised (other Than Hard Rubber), Gloves, Mittens And Mitts Oth	2.561	228	6.858	3.088
	401590	Rubber; Vulcanised (other Than Hard Rubber), Articles Of Apparel And Clothi	1.990	2.784	18.352	19.014
	401610	Rubber; Vulcanised (other Than Hard Rubber), Moulded Rubber Mats And M	2.736	1.156	16.553	7.450
	401691	Rubber; Vulcanised (other Than Hard Rubber), Floor Coverings And Mats, Of	1.069	1.169	2.924	5.855
	401692	Rubber; Vulcanised (other Than Hard Rubber), Erasers, Of Non-cellular Rubbe	1.046	1.193	4.169	1.792
	401693	Rubber; Vulcanised (other Than Hard Rubber), Gaskets, Washers And Other Seals, Of Non-cellu		1		110
	401695	Rubber; Vulcanised (other Than Hard Rubber), Inflatable Articles (other Than	11	7	184	22
	401699	Rubber; Vulcanised (other Than Hard Rubber), Articles N.e.c. In Heading No.	265	211	7.321	4.560
	401700	Rubber; Ebonite And Other Hard Rubbers In All Forms, Including Waste And Scrap, And Article		85		1.617
	410320	Hides And Skins; Raw, Of Reptiles (fresh Or Salted, Dried, Limed, Pickled Or O	198		24.269	

https://www.bps.go.id

Tabel 2. Ekspor Provinsi Asal Barang Dirinci Menurut Kode HS6 Digit, 2020—2021

Provinsi Asal	Kode HS 6	Deskripsi HS 6 Digit	Berat Bersih (Kg)		Nilai FOB (US$)	
			2020	2021	2020	2021
(1)	(2)	(3)	(4)	(5)	(6)	(7)
Bali						
	410632	Tanned Or Crust Hides And Skins; Of Swine, Without Hair On, Whether Or No	31	8.068	640	13.040
	410640	Tanned Or Crust Hides And Skins; Of Reptiles, Whether Or Not Split, But Not	2.696	7.726	353.424	773.761
	410719	Leather; Further Prepared After Tanning Or Crusting, Including Parchment-dr	111	142	7.140	7.880
	410792	Leather; Further Prepared After Tanning Or Crusting, Including Parchment-dressed, Of Bovine		84		1.061
	410799	Leather; Further Prepared After Tanning Or Crusting, Incl. Parchment-dressec	1.098	1.041	46.125	41.055
	411200	Leather; Further Prepared After Tanning Or Crusting, Including Parchment Dressed Leather, Of		0		52
	411310	Leather; Further Prepared After Tanning Or Crusting, Including Parchment-dressed Leather, W		11		96
	411390	Leather; Further Prepared After Tanning Or Crusting, Including Parchment-dr	77	5	1.577	50
	411510	Leather; Composition Leather With A Basis Of Leather Or Leather Fibre, In Slabs, Sheets Or Stri		790		45.483
	420100	Saddlery And Harness; For Any Animal (including Traces, Leads, Knee Pads, M	68	663	10.068	5.483
	420211	Cases And Containers; Trunks, Suit-cases, Vanity-cases, Executive-cases, Brief	24.664	10.445	1.110.931	539.918
	420212	Cases And Containers; Trunks, Suit-cases, Vanity-cases, Executive-cases, Brief	27.396	13.555	472.286	416.620
	420219	Cases And Containers; Trunks, Suit-cases, Vanity-cases, Executive-cases, Brief	3.186	1.463	64.699	52.220
	420221	Cases And Containers; Handbags (whether Or Not With Shoulder Strap And I	16.137	31.500	688.029	2.212.718
	420222	Cases And Containers; Handbags (whether Or Not With Shoulder Strap And I	24.058	30.919	338.874	1.000.156
	420229	Cases And Containers; Handbags (whether Or Not With Shoulder Strap And I	83.007	86.264	1.141.030	1.330.473
	420231	Cases And Containers; Of A Kind Normally Carried In The Pocket Or In The Ha	15.159	14.949	589.443	945.940
	420232	Cases And Containers; Of A Kind Normally Carried In The Pocket Or In The Ha	5.948	4.957	83.844	53.247
	420239	Cases And Containers; Of A Kind Normally Carried In The Pocket Or In The Ha	450	808	5.332	7.176
	420291	Cases And Containers; N.e.c. In Heading 4202, With Outer Surface Of Leather	48.242	41.076	1.360.350	1.614.707
	420292	Cases And Containers; N.e.c. In Heading 4202, With Outer Surface Of Sheetin	13.168	38.084	267.438	407.170
	420299	Cases And Containers; N.e.c. In Heading 4202, Of Vulcanised Fibre Or Of Pape	23.501	30.675	851.145	817.892
	420310	Apparel; Articles Of Apparel, Of Leather Or Of Composition Leather	4.072	2.805	153.215	103.754
	420321	Clothing Accessories; Gloves, Mittens And Mitts, Specially Designed For Use In Sports, Of Leath		3		89
	420329	Clothing Accessories; Gloves, Mittens And Mitts, N.e.c. In Heading No. 4203,	3.998	2.542	43.747	67.120
	420330	Clothing Accessories; Belts And Bandoliers, Of Leather Or Of Composition Lea	3.163	2.479	100.554	172.942
	420340	Clothing Accessories; Of Leather Or Of Composition Leather, N.e.c. In Heading	5.468	3.196	126.830	45.077
	420500	Leather Articles; N.e.c. In Chapter 42, Of Leather Or Composition Leather	28.962	26.477	632.232	353.132
	430219	Furskins; Tanned Or Dressed, Whole, With Or Without Head, Tail Or Paws, Nc	20	55	42	0
	430310	Furskin Articles; Apparel And Clothing Accessories		12		105
	430390	Furskin Articles; Other Than Apparel And Clothing Accessories	123	39	14.851	62
	440139	Wood; For Fuel, Sawdust And Wood Waste And Scrap, Agglomerated In Logs,	1.250	56	679	253
	440210	Wood; Charcoal Of Bamboo (including Shell Or Nut Charcoal), Whether Or Nc	3.503	5.457	35.350	110.511
	440290	Wood; Charcoal Of Wood Other Than Bamboo (including Shell Or Nut Charco	42.418	93.821	175.449	203.581
	440500	Wood; Wood Wool And Wood Flour		32		254
	440721	Wood, Tropical; As Specified In Subheading Note 2 To This Chapter, Mahogany (swietenia Spp.		171		426
	440722	Wood, Tropical; Virola, Imbuia And Balsa, Sawn Or Chipped Lengthwise, Slice	7.957	678	34.246	6.620
	440729	Wood, Tropical, N.e.c. In Item No. 4407.2, Sawn Or Chipped Lengthwise, Slice	17.052		62.615	
	440839	Wood, Of Tropical Wood; As In Subheading Note 2 To This Chapter, N.e.c. In Heading No. 4408		80		2.105
	440890	Wood; N.e.c. In Heading No. 4408, Sheets For Veneer Or Plywood, Other Wood Sawn Lengthw		109		1.455
	440921	Wood; Bamboo (including Unassembled Strips And Friezes For Parquet Flooring), Continuously		8.138		15.827
	440922	Wood; Tropical (including Unassembled Strips And Friezes For Parquet Floori	426.082	480.617	943.653	901.937
	441019	Wafer Board And Similar Board Of Wood N.e.c. In Item No. 4410.1, Whether	795		27.877	
	441090	Particle Board, Oriented Strand Board (osb) And Similar Board Of Ligneous M	25		14	
	441210	Plywood, Veneered Panels And Similar Laminated Wood; Of Bamboo	1.208	5.917	4.807	14.165
	441231	Plywood; Consisting Only Of Sheets Of Wood (not Bamboo), Each Ply 6mm O	224.400	222.814	191.700	159.998
	441510	Wood; Cases, Boxes, Crates, Drums, Similar Packings And Cable-drums	1.942	7.716	10.132	10.678
	441520	Wood; Pallets, Box Pallets And Other Load Boards; Pallet Collars	1.206		6.330	
	441600	Wood; Casks, Barrels, Vats, Tubs And Other Coopers' Products And Parts The	1.556	951	2.203	2.848
	441700	Wood; Tools, Tool Bodies, Tool Handles, Broom Or Brush Bodies And Handles	235	611	697	1.743
	441850	Wood; Shingles And Shakes	53.038	100.811	28.114	131.209
	441873	Wood; Assembled Flooring Panels, Of Bamboo Or With At Least The Top Layer (wear Layer) Of		60		52
	441874	Wood; Assembled Flooring Panels, Not Of Bamboo Or With At Least The Top	763	19.317	640	39.500
	441879	Wood; Assembled Flooring Panels, N.e.c In Headings 4418.73, 4418.74 Or 44	14.540		14.500	
	441891	Wood; Builders' Joinery And Carpentry Of Wood N.e.c. In Heading No. 4418, Of Bamboo		6.554		26.843
	441899	Wood; Builders' Joinery And Carpentry Of Wood N.e.c. In Heading No. 4418,	390.433	381.554	1.655.410	1.676.052
	441911	Tableware And Kitchenware, Of Wood; Of Bamboo, Bread Boards, Chopping Boards And Simila		1.828		18.463
	441912	Tableware And Kitchenware, Of Wood; Of Bamboo, Chopsticks	3.058	324	6.658	2.339
	441919	Tableware And Kitchenware, Of Wood; Of Bamboo, N.e.c. In Heading 4419	2.360	1.086	41.711	30.785
	441990	Tableware And Kitchenware, Of Wood; Not Of Bamboo	215.454	219.284	1.242.527	1.928.447

https://bali.bps.go.id

Tabel 2. Ekspor Provinsi Asal Barang Dirinci Menurut Kode HS6 Digit, 2020—2021

Provinsi Asal	Kode HS 6	Deskripsi HS 6 Digit	Berat Bersih (Kg)		Nilai FOB (US$)	
			2020	2021	2020	2021
(1)	(2)	(3)	(4)	(5)	(6)	(7)
Bali						
	442090	Wood; Marquetry And Inlaid Wood, Caskets And Cases For Jewellery Or Cutle	53.677	90.450	234.026	383.410
	442110	Wood; Clothes Hangers	154	802	2.235	10.187
	442191	Wood; Of Bamboo, Articles N.e.c. In Heading No. 4414 To 4420 (excluding Cl	9.551	18.614	36.511	95.347
	442199	Wood; Not Of Bamboo, Articles N.e.c. In Heading No. 4414 To 4420 (excludin	1.491	14.362	11.618	23.483
	450200	Cork; Natural Cork, Debacked Or Roughly Squared, Or In Rectangular (includi	26	516	1.008	3.388
	450390	Cork; Articles Of Natural Cork Other Than Corks And Stoppers	1.171	617	15.073	3.284
	450410	Cork; Blocks, Plates, Sheets And Strip, Tiles Of Any Shape, Solid Cylinders (inc	15		19	
	450490	Cork; Articles Of Agglomerated Cork (with Or Without A Binding Substance), I	54		236	
	460121	Plaiting Materials, Plaits And Similar Products Of Plaiting Materials; Mats, Ma	276.677	160.570	886.507	427.070
	460122	Plaiting Materials, Plaits And Similar Products Of Plaiting Materials; Mats, Ma	248.534	270.017	1.982.681	2.233.323
	460129	Plaiting Materials, Plaits And Similar Products Of Plaiting Materials; Mats, Ma	123.700	129.784	551.202	755.151
	460192	Plaiting Materials, Plaits And Similar Products Of Plaiting Materials; (not Mats	1.070	16.634	9.503	36.734
	460193	Plaiting Materials, Plaits And Similar Products Of Plaiting Materials; (not Mats	1.702	2.215	26.350	28.283
	460194	Plaiting Materials, Plaits And Similar Products Of Plaiting Materials; (not Mats	3.277	65.174	28.431	112.602
	460199	Plaiting Materials, Plaits And Similar Products Of Plaiting Materials; Products	508.438	431.750	562.021	452.030
	460211	Basketwork, Wickerwork And Other Articles; Of Bamboo, Made Directly To Sh	806.886	806.089	3.046.174	3.174.187
	460212	Basketwork, Wickerwork And Other Articles; Of Rattan, Made Directly To Sha	338.669	462.559	2.719.020	4.677.879
	460219	Basketwork, Wickerwork And Other Articles; Of Vegetable Materials (not Ban	338.469	385.764	2.253.426	2.375.894
	460290	Basketwork, Wickerwork And Other Articles; Of Non-vegetable Materials, Ma	306.027	319.310	1.627.501	2.042.322
	470610	Pulp; Cotton Linters Pulp		13		471
	470620	Pulp; Of Fibres Derived From Recovered (waste And Scrap) Paper Or Paperboard		1		37
	470630	Pulp; Of Bamboo	920	932	1.805	7.213
	470710	Paper Or Paperboard; Waste And Scrap, Of Unbleached Kraft Paper Or Paperboard Or Corruga		3		166
	470730	Paper Or Paperboard; Waste And Scrap, Paper Or Paperboard Made Mainly (	1	54	150	3.210
	480300	Tissue, Towel, Napkin Stock Or Similar; For Household Or Sanitary Use, Cellul	59	179	293	732
	480511	Paper And Paperboard; Uncoated, Semi-chemical Fluting Paper, Rolls Or Shee	25.310		17.717	
	480519	Paper And Paperboard; Uncoated, Fluting Paper Other Than Semi-chemical C	191.400		220.801	
	480530	Paper And Paperboard; Sulphite Wrapping Paper, Uncoated, In Rolls Or Sheets		7		106
	480620	Paper; Greaseproof Papers, In Rolls Or Sheets	19	47	89	1.172
	480810	Paper And Paperboard; Corrugated, Whether Or Not Perforated, In Rolls Or S	2		214	
	481014	Paper And Paperboard; Coated With Kaolin Or Other Inorganic Substances, For Printing/writing		4		43
	481149	Paper And Paperboard; Gummed Or Adhesive Paper And Paperboard (excluding Self-adhesive)		47		575
	481310	Paper, Cigarette; In The Form Of Booklets Or Tubes	375.652	608.403	15.209.171	23.845.520
	481490	Wallpaper And Similar Wall Coverings And Window Transparencies Of Paper;	3	170	69	4.701
	481710	Paper And Paperboard; Envelopes	40	79	375	1.483
	481720	Paper And Paperboard; Letter Cards, Plain Postcards And Correspondence Cards		747		786
	481730	Paper And Paperboard; Boxes, Pouches, Wallets And Writing Compendiums (	1.104	106	5.541	557
	481810	Paper Articles; Toilet Paper	174	136	784	985
	481820	Paper Articles; Handkerchiefs, Cleansing Or Facial Tissues And Towels	25	13	200	306
	481830	Paper Articles; Tablecloths And Serviettes, Of Paper, Cellulose Wadding Or Fibres		55		424
	481910	Paper And Paperboard; Cartons, Boxes And Cases, Of Corrugated Paper Or Pa	7.355	6.890	26.710	49.902
	481920	Paper And Paperboard; Folding Cartons, Boxes And Cases, Of Non-corrugated	10.144	5.039	82.756	27.652
	481930	Paper And Paperboard; Sacks And Bags Of Paper, Paperboard, Cellulose Wad	60	684	632	2.811
	481940	Paper And Paperboard; Sacks And Bags, Including Cones, Of Paper, Paperboa	16.623	11.809	98.788	62.731
	481950	Paper And Paperboard; Packing Containers, Including Record Sleeves, Of Pap	3.985	891	11.666	34.220
	481960	Paper And Paperboard; Box Files, Letter Trays, Storage Boxes And Similar Art	11	767	340	21.321
	482010	Paper And Paperboard; Registers, Account Books, Note Books, Order Books, I	2.024	3.527	7.423	23.571
	482020	Paper And Paperboard; Exercise Books	272	147	328	387
	482030	Paper And Paperboard; Binders, Folders And File Covers	217	171	1.956	7.718
	482050	Paper And Paperboard; Albums For Samples Or For Collections	1.496	52	3.738	401
	482090	Paper Or Paperboard; Stationery N.e.c. In Heading No. 4820	42.656	58.495	384.631	442.646
	482190	Paper And Paperboard; Labels Of All Kinds, Unprinted	422	579	5.788	98.254
	482369	Paper And Paperboard; Trays, Dishes, Plates, Cups And The Like, Of Paper Or	8	1	8	24
	482390	Paper Pulp, Paper, Paperboard, Cellulose Wadding Or Webs Of Cellulose Fibr	8	1	190	150
	490110	Printed Matter; In Single Sheets, Whether Or Not Folded	2.439	2.160	22.071	13.312
	490191	Printed Matter; Dictionaries, Encyclopaedias And Serial Instalments Thereof		23		144
	490199	Printed Matter; Books, Brochures, Leaflets And Similar Printed Matter N.e.c.	3.662	857	109.198	11.684
	490210	Newspapers, Journals And Periodicals; Whether Or Not Illustrated Or Contain	5		79	
	490290	Newspapers, Journals And Periodicals; Whether Or Not Illustrated Or Contain	1.042	10	1.695	5
	490300	Printed Matter; Children's Picture, Drawing Or Colouring Books		6		82

https://www.bps.go.id

Tabel 2. Ekspor Provinsi Asal Barang Dirinci Menurut Kode HS6 Digit, 2020—2021

Provinsi Asal	Kode HS 6	Deskripsi HS 6 Digit	Berat Bersih (Kg)		Nilai FOB (US$)	
			2020	2021	2020	2021
(1)	(2)	(3)	(4)	(5)	(6)	(7)
Bali						
	490700	Unused Postage, Revenue Or Similar Stamps Of Current Or New Issue In The	555	500	3.707	12.231
	490810	Printed Matter; Transfers (decalcomanias), Vitrifiable	5.133	1.992	461.741	185.922
	490890	Printed Matter; Transfers (decalcomanias), Other Than Vitrifiable	1.841	787	126.635	64.417
	490900	Printed Or Illustrated Postcards; Printed Cards Bearing Personal Greetings, M	465	216	12.398	10.081
	491000	Calendars; Printed, Of Any Kind, Including Calendar Blocks	46	28	700	720
	491110	Printed Matter; Trade Advertising Material, Commercial Catalogues And The	1.949	1.114	40.918	20.809
	491191	Printed Matter; Pictures, Designs And Photographs, N.e.c. In Item No. 4911.1	76	1.845	1.385	12.867
	491199	Printed Matter; N.e.c. In Heading No. 4911	24.315	19.641	161.401	107.414
	500710	Silk; Woven Fabrics Of Noil Silk	52		1.116	
	500720	Silk; Woven Fabrics, Containing 85% Or More By Weight Of Silk Or Of Silk Wa	1	30	27	624
	500790	Silk; Woven Fabrics N.e.c. In Heading No. 5007	19	10	53	608
	510129	Wool; (not Carded Or Combed), Degreased, (not Carbonised), (other Than Sh	15		63	
	510219	Hair; Fine Animal Hair, Not Carded Or Combed, Other Than Of Kashmir (cashmere) Goats		20		57
	510990	Yarn; Of Wool Or Of Fine Animal Hair, Containing Less Than 85% By Weight Of Wool Or Fine Ar		152		720
	511119	Fabrics, Woven; Of Carded Wool Or Of Carded Fine Animal Hair, Containing 85% Or More By W		183		1.573
	520100	Cotton; Not Carded Or Combed	250	5.804	3.408	11.334
	520210	Cotton; Yarn Waste (including Thread Waste)	2.343	3.765	53.555	94.403
	520300	Cotton; Carded Or Combed	637	562	11.038	22.298
	520420	Cotton; Sewing Thread, Put Up For Retail Sale		175		2.074
	520514	Cotton Yarn; (not Sewing Thread), Single, Of Uncombed Fibres, 85% Or More	1		88	
	520710	Cotton Yarn; (not Sewing Thread), Containing 85% Or More By Weight Of Cot	1	19	3	796
	520790	Cotton Yarn; (not Sewing Thread), Containing Less Than 85% By Weight Of Cc	250		3.350	
	520811	Fabrics, Woven; Containing 85% Or More By Weight Of Cotton, Unbleached,	1		5	
	520812	Fabrics, Woven; Containing 85% Or More By Weight Of Cotton, Unbleached,	6		51	
	520819	Fabrics, Woven; Containing 85% Or More By Weight Of Cotton, Unbleached,	2.557	1.610	47.842	28.633
	520821	Fabrics, Woven; Containing 85% Or More By Weight Of Cotton, Bleached, Plain Weave, Weighi		4		24
	520823	Fabrics, Woven; Containing 85% Or More By Weight Of Cotton, Bleached, 3-t	27		162	
	520829	Fabrics, Woven; Containing 85% Or More By Weight Of Cotton, Bleached, Of	1.126	658	18.189	9.652
	520831	Fabrics, Woven; Containing 85% Or More By Weight Of Cotton, Dyed, Plain W	7	107	33	282
	520839	Fabrics, Woven; Containing 85% Or More By Weight Of Cotton, Dyed, Of Wea	1.083	1.252	14.940	15.428
	520841	Fabrics, Woven; Containing 85% Or More By Weight Of Cotton, Of Yarns Of Different Colours, I		2		25
	520842	Fabrics, Woven; Containing 85% Or More By Weight Of Cotton, Of Yarns Of D	17		183	
	520849	Fabrics, Woven; Containing 85% Or More By Weight Of Cotton, Of Yarns Of D	94		8.450	
	520851	Fabrics, Woven; Containing 85% Or More By Weight Of Cotton, Printed, Plain	486	133	2.557	2.435
	520852	Fabrics, Woven; Containing 85% Or More By Weight Of Cotton, Printed, Plain	4.266	20.947	73.666	280.400
	520859	Fabrics, Woven; Containing 85% Or More By Weight Of Cotton, Printed, Of W	50.717	1.573	660.582	17.855
	520911	Fabrics, Woven; Containing 85% Or More By Weight Of Cotton, Unbleached,	2.093	1.026	32.626	19.989
	520919	Fabrics, Woven; Containing 85% Or More By Weight Of Cotton, Unbleached,	6.586	7.759	95.298	121.166
	520931	Fabrics, Woven; Containing 85% Or More By Weight Of Cotton, Dyed, Plain Weave, Weighing M		1		47
	520932	Fabrics, Woven; Containing 85% Or More By Weight Of Cotton, Dyed, 3-threa	10		269	
	520939	Fabrics, Woven; Containing 85% Or More By Weight Of Cotton, Dyed, Of Wea	4.698	44.067	62.063	570.538
	520942	Fabrics, Woven; Containing 85% Or More By Weight Of Cotton, Of Yarns Of D	26	20	570	369
	520949	Fabrics, Woven; Containing 85% Or More By Weight Of Cotton, Of Yarns Of Different Colours, (		550		3.616
	520951	Fabrics, Woven; Containing 85% Or More By Weight Of Cotton, Printed, Plain	1.306	46	16.562	345
	520959	Fabrics, Woven; Containing 85% Or More By Weight Of Cotton, Printed, Of W	185.838	217.994	3.688.120	4.331.135
	521019	Fabrics, Woven; Containing Less Than 85% By Weight Of Cotton, Mixed Main	103		460	
	521049	Fabrics, Woven; Containing Less Than 85% By Weight Of Cotton, Mixed Main	40		116	
	521059	Fabrics, Woven; Containing Less Than 85% By Weight Of Cotton, Mixed Main	6.065		82.718	
	521111	Fabrics, Woven; Containing Less Than 85% By Weight Of Cotton, Mixed Main	19		30	
	521142	Fabrics, Woven; Containing Less Than 85% By Weight Of Cotton, Mixed Main	10	5	235	79
	521211	Fabrics, Woven; Of Cotton, Unbleached, Weighing Not More Than 200g/m2,	589	720	11.873	14.562
	521213	Fabrics, Woven; Of Cotton, Dyed, Weighing Not More Than 200g/m2, N.e.c. I	138.437	234.289	1.783.343	2.840.024
	521215	Fabrics, Woven; Of Cotton, Printed, Weighing Not More Than 200g/m2, N.e.c	3.239	1.275	51.964	19.986
	521221	Fabrics, Woven; Of Cotton, Unbleached, Weighing More Than 200g/m2, N.e.	1.077	74	16.656	936
	521225	Fabrics, Woven; Of Cotton, Printed, Weighing More Than 200g/m2, N.e.c. In	26	275	139	528
	530129	Flax; Hackled Or Otherwise Processed, But Not Spun		1.920		9.524
	530390	Jute And Other Textile Bast Fibres; Processed But Not Spun, Tow And Waste	1		20	
	530500	Coconut, Abaca (manila Hemp Or Musa Textilis Nee), Ramie And Other Veget	389.658	252.169	102.782	70.043
	530929	Fabrics, Woven; Of Flax, Containing Less Than 85% Flax, Other Than Unbleach	9		329	
	531090	Fabrics, Woven; Of Jute Or Of Other Textile Bast Fibres Of Heading No. 5303,	32		193	

https://bali.bps.go.id

Tabel 2. Ekspor Provinsi Asal Barang Dirinci Menurut Kode HS6 Digit, 2020—2021

Provinsi Asal	Kode HS 6	Deskripsi HS 6 Digit	Berat Bersih (Kg)		Nilai FOB (US$)	
			2020	2021	2020	2021
(1)	(2)	(3)	(4)	(5)	(6)	(7)
Bali						
	531100	Fabrics, Woven; Of Vegetable Textile Fibres N.e.c. In Heading No. 5309 And 5	160	0	1.054	32
	540110	Sewing Thread; Of Synthetic Filaments, Whether Or Not Put Up For Retail Sale		2		34
	540120	Sewing Thread; Of Artificial Filaments, Whether Or Not Put Up For Retail Sale	147	6	8.583	51
	540219	Yarn, Synthetic; Filament, Monofilament (less Than 67 Decitex), Of High Tena	47	0	708	1
	540220	Yarn, Synthetic; Filament, Monofilament (less Than 67 Decitex), Of High Tena	0	9	26	1.609
	540233	Yarn, Synthetic; Filament, Monofilament (less Than 67 Decitex), Textured, Of Polyesters, Not F		9		804
	540239	Yarn, Synthetic; Filament, Monofilament (less Than 67 Decitex), Textured, Ot	3		8	
	540245	Yarn, Synthetic; Filament, Monofilament (less Than 67 Decitex), Of Nylon Or (	2.042		12.311	
	540247	Yarn, Synthetic; Filament, Monofilament (less Than 67 Decitex), Polyesters (n	1	7	4	659
	540251	Yarn, Synthetic; Filament, Monofilament (less Than 67 Decitex), Of Nylon Or Other Polymides (		35		1.618
	540259	Yarn, Synthetic; Filament, Monofilament (less Than 67 Decitex), Other Than High Tenacity Or T		265		2.143
	540261	Yarn, Synthetic; Filament, Monofilament (less Than 67 Decitex), Of Nylon Or Other Polymides (		65		73
	540269	Yarn, Synthetic; Filament, Monofilament (less Than 67 Decitex), Other Than H	1		42	
	540331	Yarn, Artificial; Filament, Monofilament (less Than 67 Decitex), Of Viscose Rayon (not High Ten		151		1.216
	540341	Yarn, Artificial; Filament, Monofilament (less Than 67 Decitex), Of Viscose Rayon (not High Ten		9		129
	540349	Yarn, Artificial; Filament, Monofilament (less Than 67 Decitex), Multiple (fold	145	50	1.561	562
	540419	Monofilament N.e.c. In Heading No 5404; Of 67 Decitex Or More And Of Which No Cross-secti		30		94
	540490	Filament, Synthetic; Strip And The Like (e.g.. Artificial Straw), Of Synthetic Textile Materials Of		635		37.490
	540710	Fabrics, Woven; From High Tenacity Yarn, Of Nylon, Other Polyamides Or Of	747	355	8.124	9.427
	540741	Fabrics, Woven; Containing 85% Or More By Weight Of Filaments Of Nylon O	10	3	284	600
	540751	Fabrics, Woven; Containing 85% Or More By Weight Of Textured Polyester Filaments, Unbleac		23		20
	540752	Fabrics, Woven; Containing 85% Or More By Weight Of Textured Polyester Fi	61	1	887	10
	540753	Fabrics, Woven; Containing 85% Or More By Weight Of Textured Polyester Filaments, Of Yarns		5		50
	540754	Fabrics, Woven; Containing 85% Or More By Weight Of Textured Polyester Fi	1.566		10.365	
	540761	Fabrics, Woven; Containing 85% Or More By Weight Of Non-textured Polyester Filaments		70		3.527
	540769	Fabrics, Woven; Containing Less Than 85% By Weight Of Non-textured Polyes	11	99	275	1.166
	540773	Fabrics, Woven; Containing 85% Or More By Weight Of Synthetic Filaments (excluding Nylon O		30		3.996
	540774	Fabrics, Woven; Containing 85% Or More By Weight Of Synthetic Filaments (	588		976	
	540782	Fabrics, Woven; Of Synthetic Filament Yarn, Containing Less Than 85% By We	2	2	30	17
	540794	Fabrics, Woven; Of Synthetic Filament Yarn, Printed, N.e.c. In Heading No. 54	5.681	5.465	134.019	128.973
	540810	Fabrics, Woven; Of Viscose Rayon, High Tenacity, Artificial Filament Yarn	6.382	515	103.912	3.414
	540822	Fabrics, Woven; Of Artificial Filament Yarn, Containing 85% Or More By Weig	1		1	
	540824	Fabrics, Woven; Of Artificial Filament Yarn, Containing 85% Or More By Weig	504	41	1.412	3.528
	540831	Fabrics, Woven; Of Artificial Filament Yarn, Of Artificial Monofilament, Strip A	3.384	4.132	72.352	42.110
	540834	Fabrics, Woven; Of Artificial Filament Yarn, Of Artificial Monofilament, Strip A	233	11	3.633	42
	550120	Fibres; Synthetic Filament Tow, Of Polyesters	99	4.542	1.420	9.371
	550320	Fibres; Synthetic Staple Fibres, Of Polyesters, Not Carded, Combed Or Otherv	1		15	
	550410	Fibres; Artificial Staple Fibres, Of Viscose, Not Carded, Combed Or Otherwise	314	39	13.970	61
	550490	Fibres; Artificial Staple Fibres, Other Than Of Viscose, Not Carded, Combed Or Otherwise Proce		131		610
	550510	Fibres; Waste (including Noils, Yarn Waste And Garnetted Stock), Of Synthetic	276	143	7.789	12.339
	550610	Fibres; Synthetic Staple Fibres, Of Nylon Or Other Polyamides, Carded, Comb	1.012	85	14.764	1.811
	550630	Fibres; Synthetic Staple Fibres, Acrylic Or Modacrylic, Carded, Combed Or Oth	153	290	17.184	3.491
	550690	Fibres; Synthetic Staple Fibres, N.e.c. In Heading No. 5506, Carded, Combed (	0		3	
	550820	Sewing Thread; Of Artificial Staple Fibres, Whether Or Not Put Up For Retail S	2		1	
	550921	Yarn; (not Sewing Thread), Single, Of Synthetic Staple Fibres, Containing 85%	22.952		31.280	
	550962	Yarn; (not Sewing Thread), Of Acrylic Or Modacrylic Staple Fibres, Mixed Mai	77	170	700	1.872
	550999	Yarn; (not Sewing Thread), Of Synthetic Staple Fibres, Mixed Mainly Or Solely	21		601	
	551011	Yarn; (not Sewing Thread), Single, Of Artificial Staple Fibres, Containing 85% Or More By Weigh		25		116
	551030	Yarn; (not Sewing Thread), Of Artificial Staple Fibres, Mixed Mainly Or Solely With Cotton, Not		10		1.488
	551090	Yarn; (not Sewing Thread), Of Artificial Staple Fibres, Mixed Mainly Or Solely	117	203	1.895	8.042
	551219	Fabrics, Woven; Of Synthetic Staple Fibres, Containing 85% Or More By Weig	1		132	
	551229	Fabrics, Woven; Of Synthetic Staple Fibres, Containing 85% Or More By Weight Of Acrylic Or M		74		3.548
	551299	Fabrics, Woven; Of Synthetic Staple Fibres, Containing 85% Or More By Weig	190		16.021	
	551329	Fabrics, Woven; Dyed, Containing Less Than 85% By Weight Of Synthetic Stap	15		101	
	551331	Fabrics, Woven; Plain Weave, Of Yarns Of Different Colours, Containing Less Than 85% By Weig		4		42
	551339	Fabrics, Woven; Of Yarns Of Different Colours, Containing Less Than 85% Of S	656	1.093	2.939	4.899
	551349	Fabrics, Woven; Printed, Containing Less Than 85% By Weight Of Synthetic St	10	12	165	217
	551430	Fabrics, Woven; Of Yarns Of Different Colours, Containing Less Than 85% By	32		662	
	551449	Fabrics, Woven; Printed, Containing Less Than 85% By Weight Of Synthetic St	205		835	
	551519	Fabrics, Woven; Of Polyester Staple Fibres N.e.c. In Chapter 55, Mixed Mainly	199		2.131	

https://bali.bps.go.id

Tabel 2. Ekspor Provinsi Asal Barang Dirinci Menurut Kode HS6 Digit, 2020—2021

Provinsi Asal	Kode HS 6	Deskripsi HS 6 Digit	Berat Bersih (Kg)		Nilai FOB (US$)	
			2020	2021	2020	2021
(1)	(2)	(3)	(4)	(5)	(6)	(7)
Bali						
	551599	Fabrics, Woven; Of Synthetic Staple Fibres N.e.c. In Chapter 55, Mixed Mainly	46	114	47	991
	551611	Fabrics, Woven; Unbleached Or Bleached, Containing 85% Or More By Weight Of Artificial Stap		27		431
	551613	Fabrics, Woven; Of Yarns Of Different Colours, Containing 85% Or More By Weight Of Artificial		10		35
	551614	Fabrics, Woven; Printed, Containing 85% Or More By Weight Of Artificial Stap	7		16	
	551624	Fabrics, Woven; Printed, Containing Less Than 85% By Weight Of Artificial Staple Fibres, Mixed		33		689
	551694	Fabrics, Woven; Printed, Of Artificial Staple Fibres, N.e.c. In Heading No. 5516		3.286		24.493
	560121	Wadding; Other Articles Thereof, Of Cotton	0	12	2	454
	560129	Wadding; Other Articles Thereof, Other Than Of Cotton Or Man-made Fibres	8		157	
	560290	Felt; Impregnated, Coated, Covered Or Laminated (excluding Needleloom Fel	5	74	273	1.192
	560311	Nonwovens; Whether Or Not Impregnated, Coated, Covered Or Laminated, C	1		6	
	560312	Nonwovens; Whether Or Not Impregnated, Coated, Covered Or Laminated, Of Man-made Filar		36		5.172
	560394	Nonwovens; Whether Or Not Impregnated, Coated, Covered Or Laminated, N	3	84	12	3.277
	560410	Rubber Thread And Cord; Textile Covered		7		87
	560490	Yarn; Textile Yarn, Strip, And The Like Of Heading No. 5404 Or 5405, Impregn	4.678	5.757	37.684	42.299
	560729	Twine, Cordage, Ropes, Cables; Of Sisal Or Other Textile Fibres Of The Genus	8.253	786	45.050	28.361
	560741	Twine; Binder Or Baler Twine, Of Polyethylene Or Polypropylene	477	1.052	8.346	18.195
	560749	Twine, Cordage, Ropes, Cables; Of Polyethylene Or Polypropylene (excluding	207.838	400.521	121.439	335.365
	560750	Twine, Cordage, Ropes, Cables; Of Synthetic Fibres Other Than Polyethylene	16.849	29.370	276.161	430.213
	560790	Twine, Cordage, Ropes, Cables; Of Materials N.e.c. In Heading No. 5607, Whe	35.745	17.257	271.361	175.777
	560819	Twine, Cordage Or Rope; Knotted Netting, For Other Than Fishing, Of Man-m	49	6.916	1.396	234.471
	560890	Twine, Cordage Or Rope; Knotted Netting, Of Other Than Man-made Textiles	3.434	1.474	53.090	31.281
	560900	Yarn; Articles Of Yarn, Strip Or The Like Of Heading No. 5404 And 5405, Twin	858	2.071	12.730	27.786
	570110	Carpets And Other Textile Floor Coverings; Knotted, Of Wool Or Fine Animal	1.859	2.617	12.659	22.597
	570190	Carpets And Other Textile Floor Coverings; Knotted, Of Textile Materials (oth	494	2.382	4.264	32.491
	570231	Carpets And Other Textile Floor Coverings; Woven, (not Tufted Or Flocked), Of Wool Or Fine A		8		345
	570239	Carpets And Other Textile Floor Coverings; Woven, (not Tufted Or Flocked), C	10	827	40	9.685
	570242	Carpets And Other Textile Floor Coverings; Woven, (not Tufted Or Flocked), Of Man-made Text		46		1.146
	570249	Carpets And Other Textile Floor Coverings; Woven, (not Tufted Or Flocked), Of Textile Material		13		73
	570250	Carpets And Other Textile Floor Coverings; Woven, (not Tufted Or Flocked), N	34	118	347	2.790
	570292	Carpets And Other Textile Floor Coverings; Woven, (not Tufted Or Flocked), Of Man-made Text		99		3.389
	570299	Carpets And Other Textile Floor Coverings; Woven, (not Tufted Or Flocked), C	499	1.321	3.646	5.870
	570310	Carpets And Other Textile Floor Coverings; Tufted, Of Wool Or Fine Animal H	1.825	1.794	44.945	17.576
	570390	Carpets And Other Textile Floor Coverings; Tufted, Of Textile Materials (other	44	275	619	2.092
	570490	Carpets And Other Textile Floor Coverings; Of Felt, (not Tufted Or Flocked), In	74		173	
	570500	Carpets And Other Textile Floor Coverings; N.e.c. In Chapter 57, Whether Or	1.479	1.460	20.773	14.835
	580122	Fabrics; Woven Pile, Of Cotton, Cut Corduroy, Other Than Fabrics Of Heading No. 5802 Or 580		16		590
	580137	Fabrics; Woven Pile, Of Man-made Fibres, Warp Pile Fabrics, Other Than Fabr	5		7	
	580230	Fabrics; Tufted Textile Fabrics, Excluding Products Of Heading No. 5703	592	425	5.790	5.150
	580300	Gauze; Other Than Narrow Fabrics Of Heading No. 5806	156		1.506	
	580410	Tulles And Other Net Fabrics; Excluding Woven, Knitted Or Crocheted Fabrics	5	39	806	7.019
	580421	Lace; Mechanically Made, Of Man-made Fibres In The Piece, In Strips Or In M	2.592	97	16.117	1.101
	580429	Lace; Mechanically Made, Of Textile Materials, (other Than Man-made Fibres	2	3	117	106
	580430	Lace; Hand-made, In The Piece, In Strips Or Motifs, (other Than Fabrics Of Headings 60.02 To 6		10		373
	580500	Tapestries; Hand-woven, (gobelins, Flanders, Aubusson, Beauvais And The Lik	13	464	9	5.627
	580610	Fabrics; Woven Pile (including Terry Towelling And Similar Terry Fabrics) And	146	29	4.668	823
	580620	Fabrics; Narrow (excluding Pile Fabrics), Containing By Weight 5% Or More O	1.953	6	1.275	1.520
	580631	Fabrics; Narrow Woven Fabrics, N.e.c. In Heading No. 5806, Of Cotton (exclu	1	28	57	363
	580632	Fabrics, Narrow Woven Fabrics, N.e.c. In Heading No. 5806, Of Man-made Fib	17	14	2.736	490
	580639	Fabrics; Narrow Woven Fabrics, N.e.c. In Heading No. 5806, Of Textile Materi	109	304	247	2.413
	580710	Labels, Badges And Similar Articles; Woven, Of Textile Materials, In The Piece	44	20	1.014	143
	580790	Labels, Badges And Similar Articles; (other Than Woven), Of Textile Materials	1.044	753	69.272	33.514
	580810	Braids; In The Piece	302	45	1.861	2.028
	580890	Ornamental Trimmings; Tassels, Pompons And Similar Articles; Ornamental T	564	144	23.257	1.937
	580900	Fabrics, Woven; Of Metal Thread And Metallised Yarn Of Heading No. 5605,	27	354	164	5.253
	581091	Embroidery; With Visible Ground, Of Cotton, In The Piece, In Strips Or In Mot	0	100	40	41
	581099	Embroidery; With Visible Ground, Of Textile Materials (other Than Cotton An	113	596	1.206	5.438
	581100	Quilted Textile Products; In The Piece, Composed Of One Or More Layers Of	1.505	2.503	19.620	33.305
	590110	Textile Fabrics; Coated With Gum Or Amylaceous Substances, Of A Kind Used	396	403	10.320	13.906
	590190	Textile Fabrics; Coated With Gum Or Amylaceous Substances, Tracing Cloth,	16.687	12.550	243.842	227.670
	590210	Textile Fabrics; Tyrecord Of High Tenacity Yarn Of Nylon Or Other Polyamides		20		2.000

https://bali.bps.go.id

Tabel 2. Ekspor Provinsi Asal Barang Dirinci Menurut Kode HS6 Digit, 2020—2021

Provinsi Asal	Kode HS 6	Deskripsi HS 6 Digit	Berat Bersih (Kg)		Nilai FOB (US$)	
			2020	2021	2020	2021
(1)	(2)	(3)	(4)	(5)	(6)	(7)
Bali						
	590310	Textile Fabrics; Impregnated, Coated, Covered Or Laminated With Poly(vinyl (	9	1	4.267	68
	590320	Textile Fabrics; Impregnated, Coated, Covered Or Laminated With Polyurethane		121		2.274
	590390	Textile Fabrics; Impregnated, Coated, Covered Or Laminated With Plastics, (e	395	1.042	10.033	12.850
	590500	Textile Wall Coverings Of Fabrics Impregnated, Coated, Covered Or Laminate	649	1.425	6.841	7.089
	590691	Textile Fabrics, Rubberised; (excluding Those Of Heading No. 5902 And Adhe:	12		262	
	590699	Textile Fabrics, Rubberised; (excluding Those Of Heading No. 5902 And Adhe:	190		2.904	
	590700	Textile Fabrics; Otherwise Impregnated, Coated Or Covered, Painted Canvas Being Theatrical S		3.447		18.499
	590900	Textile Hosepiping And Similar Textile Tubing; With Or Without Lining, Armour Or Accessories (		3		13
	591110	Textile Fabric, Felt & Felt-lined Woven Fabrics, Coated/covered/laminated W	53	6	505	121
	600110	Fabrics; Long Pile Fabrics, Knitted Or Crocheted	28	49	276	453
	600121	Fabrics; Looped Pile Fabrics, Of Cotton, Knitted Or Crocheted	1		7	
	600191	Fabrics; Pile Fabrics (excluding Long Pile And Loop Pile), Of Cotton, Knitted Or	112		1.378	
	600192	Fabrics; Pile Fabrics (excluding Long Pile And Loop Pile), Of Man-made Fibres,	30		1.529	
	600240	Fabrics; Knitted Or Crocheted, Other Than Those Of Heading 60.01, Of A Wid	6	8	87	102
	600290	Fabrics; Knitted Or Crocheted, Other Than Those Of Heading 60.01, Of A Wid	525	690	10.139	10.734
	600320	Fabrics; Knitted Or Crocheted Fabrics, Other Than Those Of Heading 60.01 Ar	130	3	3.306	31
	600330	Fabrics; Knitted Or Crocheted Fabrics, Other Than Those Of Heading 60.01 Ar	288	110	4.108	2.063
	600390	Fabrics; Knitted Or Crocheted Fabrics, Other Than Those Of Heading 60.01 Ar	1.099	1	45.119	129
	600410	Fabrics; Knitted Or Crocheted Fabrics Of A Width Exceeding 30 Cm, Other Tha	5.569	7	38.623	837
	600490	Fabrics; Knitted Or Crocheted, Other Than Those Of Heading 60.01, Of A Wid	4.704		36.120	
	600524	Fabrics; Warp Knit (including Those Made On Galloon Knitting Machines), Oth	249	1	1.479	14
	600536	Fabrics; Warp Knit (including Those Made On Galloon Knitting Machines), Oth	1	20	53	570
	600537	Fabrics; Warp Knit (including Those Made On Galloon Knitting Machines), Oth	8		541	
	600539	Fabrics; Warp Knit (including Those Made On Galloon Knitting Machines), Other Than Those Of		1		5
	600542	Fabrics; Warp Knit (including Those Made On Galloon Knitting Machines), Oth	1	1	15	5
	600590	Fabrics; Warp Knit (including Those Made On Galloon Knitting Machines), Oth	18	289	715	7.242
	600610	Fabrics; Knitted Or Crocheted Fabrics, Other Than Those Of Headings 60.01 T	17	86	1.822	10.500
	600622	Fabrics; Knitted Or Crocheted Fabrics, Other Than Those Of Headings 60.01 T	44	90	1.204	956
	600631	Fabrics; Knitted Or Crocheted Fabrics, Other Than Those Of Headings 60.01 T	136	214	3.140	4.772
	600632	Fabrics; Knitted Or Crocheted Fabrics, Other Than Those Of Headings 60.01 T	0	687	10	9.865
	600633	Fabrics; Knitted Or Crocheted Fabrics, Other Than Those Of Headings 60.01 T	59	10	300	80
	600634	Fabrics; Knitted Or Crocheted Fabrics, Other Than Those Of Headings 60.01 T	100		2.590	
	600641	Fabrics; Knitted Or Crocheted Fabrics, Other Than Those Of Headings 60.01 To 60.04, Of Artific		28		296
	600642	Fabrics; Knitted Or Crocheted Fabrics, Other Than Those Of Headings 60.01 T	107	222	605	2.638
	600690	Fabrics; Knitted Or Crocheted Fabrics, Other Than Those Of Headings 60.01 T	2.611	723	142.348	11.200
	610120	Coats; Men's Or Boys' Overcoats, Car-coats, Capes, Anoraks, Wind-jackets An	1.674	2.557	20.545	124.703
	610130	Coats; Men's Or Boys' Overcoats, Car-coats, Capes, Anoraks, Wind-jackets An	43	257	457	5.324
	610190	Coats; Men's Or Boys' Overcoats, Car-coats, Capes, Anoraks, Wind-jackets An	756	402	11.069	7.731
	610220	Coats; Women's Or Girls' Overcoats, Car-coats, Capes, Anoraks, Wind-jackets	576	2.534	41.682	113.903
	610230	Coats; Women's Or Girls' Overcoats, Car-coats, Capes, Anoraks, Wind-jackets	1.139	159	8.541	5.065
	610290	Coats; Women's Or Girls' Overcoats, Car-coats, Capes, Anoraks, Wind-jackets	1.375	976	27.054	20.883
	610310	Suits; Men's Or Boys', Knitted Or Crocheted	77	192	2.392	10.906
	610322	Ensembles; Men's Or Boys', Of Cotton, Knitted Or Crocheted	390	702	10.670	18.372
	610329	Ensembles; Men's Or Boys', Of Textile Materials (other Than Cotton Or Synth	376	13	12.867	1.023
	610331	Jackets And Blazers; Men's Or Boys', Of Wool Or Fine Animal Hair, Knitted Or	4	1	55	548
	610332	Jackets And Blazers; Men's Or Boys', Of Cotton, Knitted Or Crocheted	72	432	5.602	11.971
	610333	Jackets And Blazers; Men's Or Boys', Of Synthetic Fibres, Knitted Or Crochete	2.014	3.325	50.892	57.780
	610339	Jackets And Blazers; Men's Or Boys', Of Textile Materials (other Than Wool O	1.798	1.323	136.107	46.738
	610342	Trousers, Bib And Brace Overalls, Breeches And Shorts; Men's Or Boys', Of Co	1.325	1.045	31.972	21.454
	610343	Trousers, Bib And Brace Overalls, Breeches And Shorts; Men's Or Boys', Of Sy	523	30	13.109	2.078
	610349	Trousers, Bib And Brace Overalls, Breeches And Shorts; Men's Or Boys', Of Te	3.426	7.769	243.190	458.979
	610413	Suits; Women's Or Girls', Of Synthetic Fibres, Knitted Or Crocheted	68	75	4.996	2.884
	610419	Suits; Women's Or Girls', Of Textile Materials (other Than Synthetic Fibres), K	8.055	3.365	280.754	205.397
	610422	Ensembles; Women's Or Girls', Of Cotton, Knitted Or Crocheted	236	333	11.362	13.653
	610423	Ensembles; Women's Or Girls', Of Synthetic Fibres, Knitted Or Crocheted	3.678	3.948	233.006	341.543
	610429	Ensembles; Women's Or Girls', Of Textile Materials (other Than Cotton Or Syn	544	1	16.738	21
	610432	Jackets; Women's Or Girls', Of Cotton, Knitted Or Crocheted	15.568	11.177	536.605	256.598
	610433	Jackets; Women's Or Girls', Of Synthetic Fibres, Knitted Or Crocheted	326	286	20.108	17.464
	610439	Jackets; Women's Or Girls', Of Textile Materials (other Than Wool Or Fine Ani	916	1.537	21.563	33.049
	610441	Dresses; Women's Or Girls', Of Wool Or Fine Animal Hair, Knitted Or Crocheted		394		2.404

Tabel 2. Ekspor Provinsi Asal Barang Dirinci Menurut Kode HS6 Digit, 2020—2021

Provinsi Asal	Kode HS 6	Deskripsi HS 6 Digit	Berat Bersih (Kg)		Nilai FOB (US$)	
			2020	2021	2020	2021
(1)	(2)	(3)	(4)	(5)	(6)	(7)
Bali						
	610442	Dresses; Women's Or Girls', Of Cotton, Knitted Or Crocheted	30.851	60.935	1.172.921	1.969.858
	610443	Dresses; Women's Or Girls', Of Synthetic Fibres, Knitted Or Crocheted	19.848	8.581	1.055.008	569.728
	610444	Dresses; Women's Or Girls', Of Artificial Fibres, Knitted Or Crocheted	2.518	2.933	112.826	166.940
	610449	Dresses; Women's Or Girls', Of Textile Materials (other Than Wool Or Fine An	64.291	96.895	1.466.096	833.458
	610452	Skirts And Divided Skirts; Women's Or Girls', Of Cotton, Knitted Or Crocheted	2.126	2.037	99.823	148.804
	610453	Skirts And Divided Skirts; Women's Or Girls', Of Synthetic Fibres, Knitted Or C	5.012	2.075	98.130	56.318
	610459	Skirts And Divided Skirts; Women's Or Girls', Of Textile Materials (other Than	5.493	3.230	106.780	79.481
	610462	Trousers, Bib And Brace Overalls, Breeches And Shorts; Women's Or Girls', Of	24.027	18.084	1.011.259	726.191
	610463	Trousers, Bib And Brace Overalls, Breeches And Shorts; Women's Or Girls', Of	4.916	5.300	315.882	468.302
	610469	Trousers, Bib And Brace Overalls, Breeches And Shorts; Women's Or Girls', Of	11.881	16.839	414.965	613.509
	610510	Shirts; Men's Or Boys', Of Cotton, Knitted Or Crocheted	5.714	3.923	162.206	161.086
	610520	Shirts; Men's Or Boys', Of Man-made Fibres, Knitted Or Crocheted	1.204	175	23.700	21.418
	610590	Shirts; Men's Or Boys', Of Textile Materials (other Than Cotton Or Man-made	2.998	6.630	109.923	311.705
	610610	Blouses, Shirts And Shirt-blouses; Women's Or Girls', Of Cotton, Knitted Or Cr	18.737	38.725	604.065	1.979.890
	610620	Blouses, Shirts And Shirt-blouses; Women's Or Girls', Of Man-made Fibres, Kr	5.422	7.758	196.426	234.409
	610690	Blouses, Shirts And Shirt-blouses; Women's Or Girls', Of Textile Materials (oth	13.441	16.738	490.962	829.347
	610711	Underpants And Briefs; Men's Or Boys', Of Cotton, Knitted Or Crocheted	1.209	1.889	5.068	36.689
	610712	Underpants And Briefs; Men's Or Boys', Of Man-made Fibres, Knitted Or Croc	2.195	937	52.202	92.883
	610719	Underpants And Briefs; Men's Or Boys', Of Textile Materials (other Than Cott	191	641	7.931	17.060
	610721	Nightshirts And Pyjamas; Men's Or Boys', Of Cotton, Knitted Or Crocheted	539	241	272.562	1.948
	610729	Nightshirts And Pyjamas; Men's Or Boys', Of Textile Materials (other Than Co	322	472	13.596	21.040
	610791	Bathrobes, Dressing Gowns And Similar Articles; Men's Or Boys', Of Cotton, K	37	251	5.218	8.088
	610799	Bathrobes, Dressing Gowns And Similar Articles; Men's Or Boys', Of Textile M	1.820	3.381	35.739	127.740
	610811	Slips And Petticoats; Women's Or Girls', Of Man-made Fibres, Knitted Or Croc	2	3	21	229
	610819	Slips And Petticoats; Women's Or Girls', Of Textile Materials (other Than Mar	1.189	1.293	118.572	172.065
	610821	Briefs And Panties; Women's Or Girls', Of Cotton, Knitted Or Crocheted	255	76	3.259	518
	610822	Briefs And Panties; Women's Or Girls', Of Man-made Fibres, Knitted Or Croch	149	230	18.572	14.375
	610829	Briefs And Panties; Women's Or Girls', Of Textile Materials (other Than Cotto	214	1.517	12.187	121.513
	610831	Nightdresses And Pyjamas; Women's Or Girls', Of Cotton, Knitted Or Crochet	1.587	2.156	25.177	44.406
	610832	Nightdresses And Pyjamas; Women's Or Girls', Of Man-made Fibres, Knitted Or Crocheted		2		234
	610839	Nightdresses And Pyjamas; Women's Or Girls', Of Textile Materials (other Tha	2.888	10.422	142.898	392.059
	610891	Negligees, Bathrobes, Dressing Gowns And Similar Articles; Women's Or Girls', Of Cotton, Knitt		185		4.738
	610892	Negligees, Bathrobes, Dressing Gowns And Similar Articles; Women's Or Girls	164	6	15.994	4.673
	610899	Negligees, Bathrobes, Dressing Gowns And Similar Articles; Women's Or Girls	1.089	1.532	194.207	88.485
	610910	T-shirts, Singlets And Other Vests; Of Cotton, Knitted Or Crocheted	28.698	27.728	1.049.886	951.291
	610990	T-shirts, Singlets And Other Vests; Of Textile Materials (other Than Cotton), K	31.315	44.899	743.314	946.630
	611011	Jerseys, Pullovers, Cardigans, Waistcoats And Similar Articles; Knitted Or Croc	84	208	4.604	12.225
	611019	Jerseys, Pullovers, Cardigans, Waistcoats And Similar Articles; Knitted Or Croc	1.951	4.291	46.512	101.698
	611020	Jerseys, Pullovers, Cardigans, Waistcoats And Similar Articles; Of Cotton, Knit	27.833	29.216	1.397.435	1.566.141
	611030	Jerseys, Pullovers, Cardigans, Waistcoats And Similar Articles; Of Man-made F	33.102	22.109	1.359.852	1.052.757
	611090	Jerseys, Pullovers, Cardigans, Waistcoats And Similar Articles; Of Textile Mate	9.144	6.684	218.046	361.261
	611120	Garments And Clothing Accessories; Babies', Of Cotton, Knitted Or Crocheted	1.770	1.066	59.629	15.531
	611130	Garments And Clothing Accessories; Babies', Of Synthetic Fibres, Knitted Or C	100	250	7.306	12.632
	611190	Garments And Clothing Accessories; Babies', Of Textile Materials (other Than	1.138	1.076	47.964	99.712
	611211	Track Suits; Of Cotton, Knitted Or Crocheted	270	87	11.457	2.095
	611212	Track Suits; Of Synthetic Fibres, Knitted Or Crocheted	6.345	8.749	772.884	1.937.562
	611219	Track Suits; Of Textile Materials (other Than Cotton Or Synthetic Fibres), Knit	2.103	3.294	50.578	147.047
	611220	Ski Suits; Knitted Or Crocheted	1	4	45	247
	611231	Swimwear; Men's Or Boys', Of Synthetic Fibres, Knitted Or Crocheted	849	943	80.747	66.199
	611239	Swimwear; Men's Or Boys', Of Textile Materials (other Than Synthetic Fibres)	1.326	2.679	25.252	93.364
	611241	Swimwear; Women's Or Girls', Of Synthetic Fibres, Knitted Or Crocheted	25.188	33.115	3.363.753	5.029.044
	611249	Swimwear; Women's Or Girls', Of Textile Materials (other Than Synthetic Fibr	3.821	3.288	286.486	360.696
	611300	Garments Made Up Of Knitted Or Crocheted Fabrics Of Heading No. 5903, 59	7	137	36	6.418
	611420	Garments; Of Cotton, Knitted Or Crocheted, N.e.c. In Chapter 61	3.089	3.187	84.819	152.525
	611430	Garments; Of Man-made Fibres, Knitted Or Crocheted, N.e.c. In Chapter 61	1.469	1.309	92.941	59.405
	611490	Garments; Of Textile Materials (other Than Cotton Or Man-made Fibres), Knit	127.695	140.729	2.711.497	2.575.487
	611510	Graduated Compression Hosiery (for Example, Stockings For Varicose Veins),	243	286	10.497	6.932
	611529	Hosiery; Panty Hose And Tights (other Than Graduated Compression Hosiery)	2.622	4.577	262.528	452.451
	611595	Hosiery And Footwear; Without Applied Soles, Of Cotton, Knitted Or Crochet	74	26	592	595
	611596	Hosiery And Footwear; Without Applied Soles, Of Synthetic Fibres, Knitted Or	21	33	969	1.697

https://bali.bps.go.id

Tabel 2. Ekspor Provinsi Asal Barang Dirinci Menurut Kode HS6 Digit, 2020—2021

Provinsi Asal	Kode HS 6	Deskripsi HS 6 Digit	Berat Bersih (Kg)		Nilai FOB (US$)	
			2020	2021	2020	2021
(1)	(2)	(3)	(4)	(5)	(6)	(7)
Bali						
	611599	Hosiery And Footwear; Without Applied Soles, Of Textile Materials N.e.c. In It	384	943	3.911	9.935
	611610	Gloves, Mittens And Mitts; Knitted Or Crocheted, Impregnated, Coated Or Cc	290	485	2.268	8.594
	611692	Gloves, Mittens And Mitts; Of Cotton, Knitted Or Crocheted, (other Than Imp	353	105	4.720	2.023
	611693	Gloves, Mittens And Mitts; Of Synthetic Fibres, Knitted Or Crocheted, (other	283	184	7.017	3.245
	611699	Gloves, Mittens And Mitts; Of Textile Materials (other Than Wool Or Fine Ani	180	438	1.436	13.543
	611710	Shawls, Scarves, Mufflers, Mantillas, Veils And The Like; Knitted Or Crochetec	17.815	8.647	639.072	653.577
	611780	Clothing Accessories; Knitted Or Crocheted, N.e.c. In Heading No. 6117	20.509	24.249	353.205	604.695
	611790	Clothing; Parts, Knitted Or Crocheted	942	384	20.252	3.824
	620311	Suits; Men's Or Boys', Of Wool Or Fine Animal Hair (not Knitted Or Crocheted	2	0	1.072	26
	620312	Suits; Men's Or Boys', Of Synthetic Fibres (not Knitted Or Crocheted)	322	1.189	6.045	30.468
	620319	Suits; Men's Or Boys', Of Textile Materials N.e.c. In Item No. 6203.1 (not Knit	9.543	4.441	268.597	99.794
	620322	Ensembles; Men's Or Boys', Of Cotton (not Knitted Or Crocheted)	9	245	40	3.458
	620323	Ensembles; Men's Or Boys', Of Synthetic Fibres (not Knitted Or Crocheted)		69		5.669
	620329	Ensembles; Men's Or Boys', Of Textile Materials N.e.c. In Item No. 6203.2 (not Knitted Or Croc		147		5.590
	620331	Jackets And Blazers; Men's Or Boys', Of Wool Or Fine Animal Hair (not Knitted Or Crocheted)		8		95
	620332	Jackets And Blazers; Men's Or Boys', Of Cotton (not Knitted Or Crocheted)	282	220	9.445	3.141
	620333	Jackets And Blazers; Men's Or Boys', Of Synthetic Fibres (not Knitted Or Croch	23	413	114	7.770
	620339	Jackets And Blazers; Men's Or Boys', Of Textile Materials N.e.c. In Item No. 62	209	525	6.405	40.026
	620342	Trousers, Bib And Brace Overalls, Breeches And Shorts; Men's Or Boys', Of Cc	3.649	4.398	77.710	66.222
	620343	Trousers, Bib And Brace Overalls, Breeches And Shorts; Men's Or Boys', Of Sy	4.310	1.840	191.865	153.235
	620349	Trousers, Bib And Brace Overalls, Breeches And Shorts; Men's Or Boys', Of Te	14.827	16.540	235.546	330.812
	620411	Suits; Women's Or Girls', Of Wool Or Fine Animal Hair (not Knitted Or Croche	824	495	21.050	20.957
	620412	Suits; Women's Or Girls', Of Cotton (not Knitted Or Crocheted)	27.662	30.570	999.104	731.907
	620413	Suits; Women's Or Girls', Of Synthetic Fibres (not Knitted Or Crocheted)	22.219	17.068	526.607	456.489
	620419	Suits; Women's Or Girls', Of Textile Materials N.e.c. In Item No. 6204.1 (not K	14.820	13.210	629.555	637.044
	620421	Ensembles; Women's Or Girls', Of Wool Or Fine Animal Hair (not Knitted Or C	359		61.184	
	620422	Ensembles; Women's Or Girls', Of Cotton (not Knitted Or Crocheted)	706	39	10.220	3.250
	620423	Ensembles; Women's Or Girls', Of Synthetic Fibres (not Knitted Or Crocheted)	2.093	1.387	39.224	49.597
	620429	Ensembles; Women's Or Girls', Of Textile Materials N.e.c. In Item No. 6204.2	242	7.231	5.869	239.500
	620431	Jackets And Blazers; Women's Or Girls', Of Wool Or Fine Animal Hair (not Knit	151		3.932	
	620432	Jackets And Blazers; Women's Or Girls', Of Cotton (not Knitted Or Crocheted)	8.650	1.919	133.078	80.616
	620433	Jackets And Blazers; Women's Or Girls', Of Synthetic Fibres (not Knitted Or Cr	1.395	2.249	35.983	67.005
	620439	Jackets And Blazers; Women's Or Girls', Of Textile Materials N.e.c. In Item No	5.988	8.449	145.468	206.847
	620441	Dresses; Women's Or Girls', Of Wool Or Fine Animal Hair (not Knitted Or Croc	4	8	387	100
	620442	Dresses; Women's Or Girls', Of Cotton (not Knitted Or Crocheted)	37.965	47.893	956.384	3.108.147
	620443	Dresses; Women's Or Girls', Of Synthetic Fibres (not Knitted Or Crocheted)	114.488	135.600	5.647.229	3.879.829
	620444	Dresses; Women's Or Girls', Of Artificial Fibres (not Knitted Or Crocheted)	55.462	80.761	1.843.852	2.577.477
	620449	Dresses; Women's Or Girls', Of Textile Materials N.e.c. In Item No. 6204.4 (nc	272.855	337.223	11.242.139	17.913.650
	620451	Skirts And Divided Skirts; Women's Or Girls', Of Wool Or Fine Animal Hair (not Knitted Or Croch		2		369
	620452	Skirts And Divided Skirts; Women's Or Girls', Of Cotton (not Knitted Or Croche	13.038	14.998	288.022	596.367
	620453	Skirts And Divided Skirts; Women's Or Girls', Of Synthetic Fibres (not Knitted	51.094	32.001	1.119.210	1.033.693
	620459	Skirts And Divided Skirts; Women's Or Girls', Of Textile Materials N.e.c. In Iter	27.321	22.646	1.250.677	1.159.493
	620461	Trousers, Bib And Brace Overalls, Breeches And Shorts; Women's Or Girls', Of	41	21	1.690	949
	620462	Trousers, Bib And Brace Overalls, Breeches And Shorts; Women's Or Girls', Of	13.494	36.591	361.157	1.166.108
	620463	Trousers, Bib And Brace Overalls, Breeches And Shorts; Women's Or Girls', Of	16.271	22.493	425.409	337.823
	620469	Trousers, Bib And Brace Overalls, Breeches And Shorts; Women's Or Girls', Of	52.414	67.434	2.288.739	2.042.294
	620520	Shirts; Men's Or Boys', Of Cotton (not Knitted Or Crocheted)	12.042	13.277	363.842	273.286
	620530	Shirts; Men's Or Boys', Of Man-made Fibres (not Knitted Or Crocheted)	12.769	16.635	345.007	301.641
	620590	Shirts; Men's Or Boys', Of Textile Materials N.e.c. In Heading No. 6205 (not Kn	13.920	12.957	353.135	289.325
	620610	Blouses, Shirts And Shirt-blouses; Women's Or Girls', Of Silk Or Silk Waste (nc	3.842	8.906	144.111	213.038
	620620	Blouses, Shirts And Shirt-blouses; Women's Or Girls', Of Wool Or Fine Animal	29	90	92	1.244
	620630	Blouses, Shirts And Shirt-blouses; Women's Or Girls', Of Cotton (not Knitted C	33.968	26.248	760.684	1.197.799
	620640	Blouses, Shirts And Shirt-blouses; Women's Or Girls', Of Man-made Fibres (nc	110.714	91.208	3.169.825	2.704.953
	620690	Blouses, Shirts And Shirt-blouses; Women's Or Girls', Of Textile Materials N.e	65.110	65.408	2.068.120	2.415.293
	620711	Underpants And Briefs; Men's Or Boys', Of Cotton (not Knitted Or Crocheted)	33	151	296	2.031
	620719	Underpants And Briefs; Men's Or Boys', Of Textile Materials Other Than Cotto	380	166	14.741	2.300
	620721	Nightshirts And Pyjamas; Men's Or Boys', Of Cotton (not Knitted Or Crochete	427	213	7.717	2.992
	620722	Nightshirts And Pyjamas; Men's Or Boys', Of Man-made Fibres (not Knitted O	822	365	15.309	4.551
	620729	Nightshirts And Pyjamas; Men's Or Boys', Of Textile Materials Other Than Cot	672	2.487	18.570	49.451
	620791	Singlets And Other Vests, Bathrobes, Dressing Gowns And Similar Articles; Me	2.478	3.992	21.356	72.473

https://bali.bps.go.id

Tabel 2. Ekspor Provinsi Asal Barang Dirinci Menurut Kode HS6 Digit, 2020—2021

Provinsi Asal	Kode HS 6	Deskripsi HS 6 Digit	Berat Bersih (Kg)		Nilai FOB (US$)	
			2020	2021	2020	2021
(1)	(2)	(3)	(4)	(5)	(6)	(7)
Bali						
	620799	Singlets And Other Vests, Bathrobes, Dressing Gowns And Similar Articles; Me	1.347	1.424	24.725	28.154
	620811	Slips And Petticoats; Women's Or Girls', Of Man-made Fibres (not Knitted Or Crocheted)		186		22.162
	620819	Slips And Petticoats; Women's Or Girls', Of Textile Materials Other Than Man	363	498	16.718	56.642
	620821	Nightdresses And Pyjamas; Women's Or Girls', Of Cotton (not Knitted Or Croc	668	537	75.102	23.213
	620822	Nightdresses And Pyjamas; Women's Or Girls', Of Man-made Fibres (not Knitt	770	1.378	25.979	92.656
	620829	Nightdresses And Pyjamas; Women's Or Girls', Of Textile Materials Other Tha	103	580	4.909	17.185
	620891	Singlets And Other Vests, Briefs, Panties, Negligees, Bathrobes, Dressing Gow	1.759	2.462	73.085	82.574
	620892	Singlets And Other Vests, Briefs, Panties, Negligees, Bathrobes, Dressing Gow	1.002	1.964	11.034	49.331
	620899	Singlets And Other Vests, Briefs, Panties, Negligees, Bathrobes, Dressing Gow	599	1.500	8.525	27.761
	620920	Garments And Clothing Accessories; Babies', Of Cotton (not Knitted Or Croch	2.842	5.362	98.813	116.387
	620930	Garments And Clothing Accessories; Babies', Of Synthetic Fibres (not Knitted	2.154	144	36.256	1.594
	620990	Garments And Clothing Accessories; Babies', Of Textile Materials Other Than	426	590	12.479	25.412
	621010	Garments; Of Felt Or Non-wovens (not Knitted Or Crocheted)	9.551	10.031	691.607	643.230
	621020	Garments; Overcoats, Raincoats, Car-coats, Capes, Cloaks And Similar Articles	5		94	
	621030	Garments; Overcoats, Raincoats, Car-coats, Capes, Cloaks And Similar Articles	35	787	180	18.685
	621040	Garments; Men's Or Boys', N.e.c. In Item No. 6210.2, Of The Fabrics Of Heading No. 5602, 560		388		16.939
	621050	Garments; Women's Or Girls', N.e.c. In Item No. 6210.3, Of The Fabrics Of He	13.478	9.777	236.492	288.004
	621111	Swimwear; Men's Or Boys', (not Knitted Or Crocheted)	5.058	2.577	203.011	75.204
	621112	Swimwear; Women's Or Girls', (not Knitted Or Crocheted)	55.730	83.218	3.408.050	5.725.579
	621120	Ski Suits; (not Knitted Or Crocheted)	871		47.301	
	621132	Track Suits And Other Garments N.e.c.; Men's Or Boys', Of Cotton (not Knitte	33.364	18.943	477.016	206.073
	621133	Track Suits And Other Garments N.e.c.; Men's Or Boys', Of Man-made Fibres	363.578	366.805	2.904.468	2.950.749
	621139	Track Suits And Other Garments N.e.c.; Men's Or Boys', Of Textile Materials N	7.012	593	53.326	19.541
	621142	Track Suits And Other Garments N.e.c.; Women's Or Girls', Of Cotton (not Kni	29.837	28.893	978.622	896.686
	621143	Track Suits And Other Garments N.e.c.; Women's Or Girls', Of Man-made Fibr	9.112	4.716	135.633	151.853
	621149	Track Suits And Other Garments N.e.c.; Women's Or Girls', Of Textile Materia	23.085	12.685	997.709	254.535
	621210	Brassieres; Whether Or Not Knitted Or Crocheted	12.404	4.726	1.323.488	227.946
	621220	Girdles And Panty-girdles; Whether Or Not Knitted Or Crocheted		280		1.807
	621230	Corselettes; Whether Or Not Knitted Or Crocheted	459	29	20.253	591
	621290	Braces, Suspenders, Garters And Similar Articles; Whether Or Not Knitted Or	137	997	18.230	54.288
	621320	Handkerchiefs; Of Cotton (not Knitted Or Crocheted)	13	52	144	137
	621390	Handkerchiefs; Of Textile Materials Other Than Cotton (not Knitted Or Croche	44	67	66.512	644
	621410	Shawls, Scarves, Mufflers, Mantillas, Veils And The Like; Of Silk Or Silk Waste	2.055	3.590	38.306	70.749
	621420	Shawls, Scarves, Mufflers, Mantillas, Veils And The Like; Of Wool Or Fine Anir	5	68	8	648
	621430	Shawls, Scarves, Mufflers, Mantillas, Veils And The Like; Of Synthetic Fibres (r	2.137	1.090	45.501	33.789
	621440	Shawls, Scarves, Mufflers, Mantillas, Veils And The Like; Of Artificial Fibres (n	14.354	9.132	166.239	105.019
	621490	Shawls, Scarves, Mufflers, Mantillas, Veils And The Like; Of Textile Materials I	22.569	13.717	218.892	160.183
	621510	Ties, Bow Ties And Cravats; Of Silk Or Silk Waste (not Knitted Or Crocheted)	56	55	248	240
	621520	Ties, Bow Ties And Cravats; Of Man-made Fibres (not Knitted Or Crocheted)	18	1	430	249
	621590	Ties, Bow Ties And Cravats; Of Textile Materials Other Than Silk Or Man-mad	20	9	214	229
	621600	Gloves, Mittens And Mitts (not Knitted Or Crocheted)	432	524	11.253	6.989
	621710	Clothing Accessories; Other Than Those Of Heading No. 6212 (not Knitted Or	152.729	127.092	2.035.786	1.771.578
	621790	Clothing; Parts Of Garments Or Of Clothing Accessories, Other Than Those Of	4.996	5.541	57.836	44.361
	630110	Blankets; Electric	1.931	4.792	18.756	17.673
	630120	Blankets (other Than Electric Blankets) And Travelling Rugs; Of Wool Or Fine /	164	100	5.493	1.390
	630130	Blankets (other Than Electric Blankets) And Travelling Rugs; Of Cotton	5.427	6.960	93.924	92.393
	630140	Blankets (other Than Electric Blankets) And Travelling Rugs; Of Synthetic Fibre	9.725	10.961	65.922	126.543
	630190	Blankets And Travelling Rugs; N.e.c. In Heading No. 6301	11.118	27.009	124.486	229.809
	630210	Bed Linen; Knitted Or Crocheted	1.170	461	15.639	20.206
	630221	Bed Linen; Of Cotton, Printed, Not Knitted Or Crocheted	17.912	13.530	133.703	176.311
	630222	Bed Linen; Of Man-made Fibres, Printed, Not Knitted Or Crocheted	4.476	4.367	80.191	105.775
	630229	Bed Linen; Of Textile Materials (other Than Cotton Or Man-made Fibres), Prir	2.815	2.961	40.685	35.321
	630231	Bed Linen; Of Cotton (not Printed, Knitted Or Crocheted)	21.382	14.691	288.978	222.385
	630232	Bed Linen; Of Man-made Fibres (not Printed, Knitted Or Crocheted)	2.099	6.741	45.969	97.995
	630239	Bed Linen; Of Textile Materials Other Than Cotton Or Man-made Fibres (not I	464	1.179	8.043	27.914
	630240	Table Linen; Knitted Or Crocheted	1	116	2	9.020
	630251	Table Linen; Of Cotton, Not Knitted Or Crocheted	4.561	6.184	49.389	82.619
	630253	Table Linen; Of Man-made Fibres, Not Knitted Or Crocheted	12	60	71	982
	630259	Table Linen; Of Textile Materials (other Than Cotton Or Man-made Fibres), N	1.484	75	15.623	1.481
	630260	Kitchen And Toilet Linen; Of Terry Towelling Or Similar Terry Fabrics, Of Cotto	4.784	6.403	36.938	46.963

https://www.bps.go.id

Tabel 2. Ekspor Provinsi Asal Barang Dirinci Menurut Kode HS6 Digit, 2020—2021

Provinsi Asal	Kode HS 6	Deskripsi HS 6 Digit	Berat Bersih (Kg)		Nilai FOB (US$)	
			2020	2021	2020	2021
(1)	(2)	(3)	(4)	(5)	(6)	(7)
Bali						
	630291	Toilet And Kitchen Linen; Of Cotton, Excluding Terry Towelling Or Similar Terr	573	302	3.661	3.726
	630293	Toilet And Kitchen Linen; Of Man-made Fibres	82	210	1.192	1.936
	630299	Toilet And Kitchen Linen; Of Textile Materials (other Than Cotton Or Man-ma	92	562	3.829	14.291
	630312	Curtains (including Drapes) And Interior Blinds; Curtain Or Bed Valances, Knit	262	2	3.083	214
	630319	Curtains (including Drapes) And Interior Blinds; Curtain Or Bed Valances, Knit	2.212	4.966	18.292	43.796
	630391	Curtains (including Drapes) And Interior Blinds, Curtain Or Bed Valances; Of C	2.227	1.523	37.223	15.162
	630392	Curtains (including Drapes) And Interior Blinds, Curtain Or Bed Valances; Of S	362		77.093	
	630399	Curtains (including Drapes) And Interior Blinds, Curtain Or Bed Valances; Of T	580	3.595	10.812	11.635
	630411	Bedspreads; Knitted Or Crocheted	22	260	606	6.654
	630419	Bedspreads; Not Knitted Or Crocheted	2.564	3.453	23.431	20.854
	630420	Furnishing Articles; Excluding Those Of Heading No. 9404, Bed Nets, Specifiec	50		589	
	630491	Furnishing Articles; Excluding Those Of Heading No. 9404, N.e.c. In Heading 6	31.421	30.862	833.116	1.092.810
	630492	Furnishing Articles; Of Cotton, Not Knitted Or Crocheted (excluding Bedsprea	11.447	8.999	167.820	154.029
	630493	Furnishing Articles; Of Synthetic Fibres, Not Knitted Or Crocheted (excluding I	519	2.509	9.309	43.318
	630499	Furnishing Articles; Of Textile Materials Other Than Cotton Or Synthetic Fibre	2.461	2.719	32.074	53.924
	630510	Sacks And Bags; Of A Kind Used For The Packing Of Goods, Of Jute Or Of Othe	794	331	7.350	3.942
	630520	Sacks And Bags; Of A Kind Used For The Packing Of Goods, Of Cotton	9.397	3.549	139.849	44.422
	630532	Sacks And Bags; Of A Kind Used For The Packing Of Goods, Of Man-made Tex	134	1	830	46
	630533	Sacks And Bags; Of A Kind Used For The Packing Of Goods, Of Man-made Tex	343	172	3.198	1.438
	630539	Sacks And Bags; Of A Kind Used For The Packing Of Goods, Of Man-made Tex	523	231	10.228	3.604
	630590	Sacks And Bags; Of A Kind Used For The Packing Of Goods, Of Textile Materia	421	514	7.881	10.430
	630612	Tarpaulins, Awnings And Sunblinds; Of Synthetic Fibres	169		1.428	
	630619	Tarpaulins, Awnings And Sunblinds; Of Textile Materials Other Than Synthetic	617	1.752	13.255	10.326
	630622	Tents; Of Synthetic Fibres	4	302	28	112
	630629	Tents; Of Textile Materials Other Than Synthetic Fibres	270	24.778	3.015	415.227
	630640	Camping Goods; Pneumatic Mattresses	7.265	1.866	41.519	17.954
	630690	Camping Goods; (of Textile Materials), N.e.c In Heading No. 6306	81.732	132.152	2.667.904	4.016.566
	630710	Cloths; Floor Cloths, Dish-cloths, Dusters And Similar Cleaning Cloths	6.010	708	55.461	11.756
	630720	Life-jackets And Life-belts	48	101	963	571
	630790	Textiles; Made Up Articles (including Dress Patterns), N.e.c. In Chapter 63, N.	186.574	140.415	2.310.069	2.082.676
	630800	Fabrics, Woven And Yarn; In Sets, Whether Or Not With Accessories, For Mak	10	1	247	1
	630900	Clothing; Worn, And Other Worn Articles	12.825	6.016	49.708	41.988
	631010	Rags; Used Or New, Scrap Twine, Cordage, Rope And Cables And Worn Out A	43.520		11.562	
	640192	Footwear; Waterproof, Covering The Ankle (but Not The Knee), Rubber Or Plastic Outer Soles		26		376
	640199	Footwear; Waterproof, N.e.c. In Heading No. 6401, Rubber Or Plastic Outer S	51	698	533	857
	640212	Sports Footwear; With Outer Soles And Uppers Of Rubber Or Plastics, Ski-boo	219	133	12.730	1.522
	640219	Sports Footwear; (other Than Ski-boots, Snowboard Boots Or Cross-country S	3.711	7.769	103.470	113.021
	640220	Footwear; With Outer Soles And Uppers Of Rubber Or Plastics, Upper Straps	13.806	1.282	196.264	61.755
	640291	Footwear; N.e.c. In Heading No. 6402, Covering The Ankle, With Outer Soles	3		62	
	640299	Footwear; N.e.c. In Heading No. 6402, (other Than Just Covering The Ankle),	5.060	2.910	91.049	123.182
	640319	Sports Footwear; (other Than Ski-boots, Snowboard Boots Or Cross-country S	6.393	7.092	78.884	330.936
	640320	Footwear; With Outer Soles Of Leather, Uppers Consisting Of Leather Straps	87	2.319	3.839	87.491
	640351	Footwear; N.e.c. In Heading No. 6403, With Outer Soles And Uppers Of Leath	855	184	83.696	9.279
	640359	Footwear; N.e.c. In Heading No. 6403, (not Covering The Ankle), Outer Soles	1.818	4.723	103.022	282.934
	640391	Footwear; N.e.c. In Heading No. 6403, Covering The Ankle, Outer Soles Of Ru	957	1.083	52.967	58.618
	640399	Footwear; N.e.c. In Heading No. 6403, (not Covering The Ankle), Outer Soles	7.538	5.159	249.015	299.640
	640411	Sports Footwear; Tennis Shoes, Basketball Shoes, Gym Shoes, Training Shoes	1.913	2.150	16.110	76.950
	640419	Footwear; (other Than Sportswear), With Outer Soles Of Rubber Or Plastics A	21.413	13.298	612.734	489.275
	640420	Footwear; Outer Soles Of Leather Or Composition Leather, Uppers Of Textile	4.095	3.601	221.169	230.779
	640510	Footwear; With Uppers Of Leather Or Composition Leather, N.e.c. In Chapter	3.664	5.389	214.783	547.229
	640520	Footwear; With Uppers Of Textile Materials, N.e.c. In Chapter 64	1.092	1.058	17.898	30.434
	640590	Footwear; N.e.c. In Chapter 64	9.338	9.637	400.912	330.889
	640610	Footwear; Parts, Uppers And Parts Thereof, Other Than Stiffeners	985	3.471	68.719	135.091
	640620	Footwear; Parts, Outer Soles And Heels, Of Rubber Or Plastics	24	66	71	3.709
	640690	Footwear; Parts, N.e.c. In Heading 6406	426	231	19.721	5.148
	650100	Hat-forms, Hat Bodies And Hoods Of Felt, Neither Blocked To Shape Nor With	112	75	2.369	2.749
	650200	Hat-shapes; Plaited Or Made By Assembling Strips Of Any Material, Neither B	12	313	988	17.119
	650400	Hats And Other Headgear; Plaited Or Made By Assembling Strips Of Any Mate	7.710	8.890	126.686	195.261
	650500	Hats And Other Headgear; Knitted Or Crocheted, Or Made Up From Lace, Felt	20.422	20.769	583.224	352.388
	650610	Headgear; Safety, Whether Or Not Lined Or Trimmed	2.362	1.751	22.589	15.553

https://www.bps.go.id

Tabel 2. Ekspor Provinsi Asal Barang Dirinci Menurut Kode HS6 Digit, 2020—2021

Provinsi Asal	Kode HS 6	Deskripsi HS 6 Digit	Berat Bersih (Kg)		Nilai FOB (US$)	
			2020	2021	2020	2021
(1)	(2)	(3)	(4)	(5)	(6)	(7)
Bali						
	650691	Headgear; (other Than Safety Headgear), Of Rubber Or Plastics, Whether Or I	2	979	24	7.936
	650699	Headgear; (other Than Safety Headgear), (of Materials Other Than Rubber Or	353	395	5.521	23.952
	650700	Head-bands, Linings, Covers, Hat Foundations, Hat Frames, Peaks And Chinst	4.842	12.056	189.022	88.640
	660110	Umbrellas And Sun Umbrellas; Garden Or Similar Umbrellas	19.087	33.481	147.163	350.996
	660199	Umbrellas And Sun Umbrellas; N.e.c. In Heading No. 6601 (including Walking	10.590	23.778	74.491	151.862
	660200	Walking-sticks, Seat-sticks, Whips, Riding-crops And The Like	886	1.562	7.673	12.848
	660320	Umbrella Frames; Including Frames Mounted On Shafts (sticks)	10	175	120	4.193
	660390	Trimmings, Accessories And Parts Of Articles Of Heading No. 6601 Or 6602; N.e.c. In Heading N		125		105
	670100	Skins And Other Parts Of Birds With Their Feathers Or Down; Feathers, Parts	9.569	14.826	155.673	238.601
	670210	Flowers, Foliage And Fruit, Artificial, And Parts Thereof; Articles Made Of Arti	379	4.806	4.269	25.438
	670290	Flowers, Foliage And Fruit, Artificial, And Parts Thereof; Articles Made Of Arti	10.449	20.971	93.435	139.158
	670300	Human Hair, Dressed, Thinned, Bleached Or Otherwise Worked; Wool Or Oth	75	92	38.811	37.709
	670411	Wigs; Complete, Of Synthetic Textile Materials	401	1.153	247.121	396.603
	670419	False Beards, Eyebrows And Eyelashes, Switches And The Like; Of Synthetic T	200	28	5.036	1.317
	670420	Wigs, False Beards, Eyebrows And Eyelashes, Switches And The Like And Oth	2.127	1.917	622.552	913.085
	670490	Wigs, False Beards, Eyebrows And Eyelashes, Switches And The Like And Oth	1.053	1.138	166.010	352.142
	680100	Stone; Setts, Curbstones And Flagstones, Of Natural Stone (except Slate)		29.666		14.807
	680210	Tiles, Cubes And Similar Articles; Whether Or Not Rectangular (including Squa	185.133	178.685	134.407	140.829
	680221	Marble, Travertine And Alabaster; Simply Cut Or Sawn, With A Flat Or Even S	167.221	154.890	241.008	147.512
	680223	Granite; Articles Thereof, Simply Cut Or Sawn, With A Flat Or Even Surface	3.857	19.260	8.253	9.683
	680229	Stone; Monumental Or Building Stone, N.e.c. In Item No. 6802.2, Articles The	2.865.165	2.704.396	1.860.372	2.322.417
	680291	Marble, Travertine And Alabaster; Articles Thereof, (other Than Simply Cut O	163.725	118.326	200.391	198.247
	680292	Stone; Calcareous (excluding Marble, Travertine, Alabaster) Articles Thereof, (other Than Simp		944		3.183
	680299	Stone; Natural (excluding Marble, Travertine, Alabaster, Other Calcareous Sto	2.153.463	1.688.097	2.456.945	2.203.323
	680300	Slate, Worked; And Articles Of Slate Or Of Agglomerated Slate		10.720		1.162
	680410	Millstones And Grindstones; For Milling, Grinding Or Pulping	71	101	326	5
	680421	Millstones, Grindstones, Grinding Wheels And The Like; Of Agglomerated Synthetic Or Natural		1		50
	680422	Millstones, Grindstones, Grinding Wheels And The Like; Of Other Agglomerat	14	13	370	70
	680423	Millstones, Grindstones, Grinding Wheels And The Like; Of Natural Stone	25	407	4.823	964
	680510	Abrasive Powder Or Grain; Natural Or Artificial, On A Base Of Woven Textile F	1		1	
	680520	Abrasive Powder Or Grain; Natural Or Artificial, On A Base Of Paper Or Paperboard Only, Whet		38		1.140
	680690	Minerals; Mixtures And Articles Of Heat-insulating, Sound-insulating Or Soun	1.636	38	1.887	58
	680800	Panels, Boards, Tiles, Blocks And The Like; Of Vegetable Fibre, Of Straw, Shav	160	4.591	7.660	341.915
	680919	Plaster, Or Plaster Compositions; Boards, Sheets, Panels, Tiles And Similar Art	3.344	1.000	1.438	537
	680990	Plaster Articles Or Articles Of Compositions Based On Plaster; N.e.c. In Headir	10		10	
	681011	Cement, Concrete Or Artificial Stone; Building Blocks Or Bricks, Whether Or Not Reinforced		55		568
	681019	Cement, Concrete Or Artificial Stone; Tiles, Flagstones And Similar, (excluding	1.155.685	1.333.198	916.790	940.698
	681091	Cement, Concrete Or Artificial Stone; Prefabricated Structural Components F	17.721	12.086	19.709	12.611
	681099	Cement, Concrete Or Artificial Stone; Articles (other Than Prefabricated Struc	607.468	323.326	319.921	372.211
	681140	Asbestos-cement; Articles Or The Like, Containing Asbestos	80.033	10.051	41.480	10.996
	681189	Cellulose Fibre-cement; Articles Or The Like, Other Than Corrugated Sheets A	3.775		1.838	
	681280	Fabricated Crocidolite (blue Asbestos) Fibres, Mixtures With A Basis Of Crocic	219	6.640	1.152	36.350
	681291	Asbestos Or Mixtures With A Basis Of Asbestos (other Than Crocidolite); Clotl	797	644	25.591	829
	681299	Asbestos Or Mixtures With A Basis Of Asbestos (other Than Crocidolite); Fibres, Mixtures Or Ar		1		16
	681320	Friction Material And Articles Thereof (e.g. Sheets, Rolls, Strips, Segments, Di	15		240	
	681490	Mica; Worked Mica And Articles Of Mica (excluding Plates, Sheets And Strips)	9.295	3.554	49.447	8.742
	681520	Peat; Articles Of Peat N.e.c. Or Included	715		699	
	681599	Stone Articles And Articles Of Other Mineral Substances; N.e.c. Or Included Ir	794.345	686.193	715.208	636.296
	690100	Bricks, Blocks, Tiles And Other Ceramic Goods Of Siliceous Fossil Meals (e.g. K	475	9	3.080	69
	690290	Refractory Bricks, Blocks, Tiles And Similar Refractory Ceramic Constructional	16	97	29	478
	690390	Refractory Ceramic Goods; Composition Of Which N.e.c. In Heading No. 6903	2	693	77	7.255
	690410	Ceramic Building Bricks	1.000		400	
	690490	Ceramic Flooring Blocks, Supports Or Filler Tiles And The Like (excluding Build	4.646	1.827	2.507	4.440
	690510	Ceramic Roofing Tiles	240	2.563	63	1.696
	690590	Ceramic Chimney-pots, Cowls, Chimney Liners, Architectural Ornaments And	13.221	12.269	5.508	6.897
	690721	Ceramic Tiles; Flags And Paving, Hearth Or Wall Tiles Other Than Those Of Su	36.654	13.320	112.793	50.841
	690722	Ceramic Tiles; Flags And Paving, Hearth Or Wall Tiles Other Than Those Of Su	217	1	998	1
	690723	Ceramic Tiles; Flags And Paving, Hearth Or Wall Tiles Other Than Those Of Su	180	376	2.948	7.026
	690730	Mosaic Cubes And The Like, Other Than Those Of Subheading 6907.40	21	388	10	344
	690740	Finishing Ceramics	3	4	8	1

https://www.bps.go.id

Tabel 2. Ekspor Provinsi Asal Barang Dirinci Menurut Kode HS6 Digit, 2020—2021

Provinsi Asal	Kode HS 6	Deskripsi HS 6 Digit	Berat Bersih (Kg)		Nilai FOB (US$)	
			2020	2021	2020	2021
(1)	(2)	(3)	(4)	(5)	(6)	(7)
Bali						
	690911	Ceramic Wares; For Laboratory, Chemical Or Other Technical Uses, Of Porcel	285	210	3.240	2.520
	690919	Ceramic Wares; For Laboratory, Chemical Or Other Technical Uses, Other Tha	256	692	5.312	611
	690990	Ceramic Wares; Pots, Jars And Similar Articles Of A Kind Used For The Convey	89.166	152.167	136.400	883.332
	691010	Ceramic Sinks, Wash Basins, Wash Basin Pedestals, Baths, Bidets, Water Clos	2.245	294	9.253	3.524
	691090	Ceramic Sinks, Wash Basins, Wash Basin Pedestals, Baths, Bidets, Water Clos	8.364	1.419	11.563	19.392
	691110	Tableware And Kitchenware; Of Porcelain Or China	7.512	12.570	221.591	291.056
	691190	Household And Toilet Articles; N.e.c. In Heading No. 6911, Of Porcelain Or Ch	65.723	64.607	197.749	274.382
	691200	Ceramic Tableware, Kitchenware, Other Household Articles And Toilet Article	165.654	155.999	508.566	929.385
	691310	Ceramic Statuettes And Other Ornamental Ceramic Articles, Of Porcelain Or	85.129	71.030	116.080	406.700
	691390	Ceramic Statuettes And Other Ornamental Ceramic Articles; Other Than Of P	396.917	419.920	687.897	826.529
	691410	Ceramic Articles N.e.c. In Chapter 69; Of Porcelain Or China	2.206	13.702	122.503	49.244
	691490	Ceramic Articles N.e.c. In Chapter 69; Other Than Of Porcelain Or China	397.554	335.422	796.707	577.091
	700210	Glass; Unworked, In Balls (other Than Microspheres Of Heading No. 7018)		29		1.640
	700231	Glass; Unworked, In Tubes, Of Fused Quartz Or Other Fused Silica		2		58
	700239	Glass; Unworked, In Tubes, Other Than Of Glass Having A Linear Coefficient Of Expansion Not		6		833
	700490	Glass; Drawn And Blown, In Sheets, (other Than Glass Coloured Throughout	323		30	
	700600	Glass Of Heading No. 7003, 7004 Or 7005; Bent, Edge-worked, Engraved, Dril	25.651	15.755	78.930	58.301
	700719	Glass; Safety Glass, Toughened (tempered), (not Of A Size And Shape Suitable	32		1.241	
	700910	Glass; Rear-view Mirrors For Vehicles		115		648
	700991	Glass Mirrors; Unframed, Excluding Rear-view Mirrors For Vehicles	429	1.204	918	4.599
	700992	Glass Mirrors; Framed, Excluding Rear-view Mirrors For Vehicles	54.429	124.864	218.500	512.018
	701090	Glass; Carboys, Bottles, Flasks, Jars, Pots, Phials And Other Containers Of Glas	23.403	3.524	38.455	16.605
	701310	Glassware; Of A Kind Used For Table, Kitchen, Toilet, Office, Indoor Decoratic	3.480	5.660	9.772	26.345
	701328	Stemware Drinking Glasses, Other Than Of Lead Crystal Or Glass-ceramics	11.378	122.274	112.151	124.119
	701333	Glassware; Drinking Glasses (not Stemware), Of Lead Crystal	1	10	116	640
	701337	Glassware; Drinking Glasses (not Stemware), Other Than Of Lead Crystal Or G	4.463	2.139	9.486	12.451
	701349	Glassware Of A Kind Used For Table Or Kitchen Purposes (not Drinking Glasse	536	1.043	1.289	5.557
	701399	Glassware; N.e.c. In Heading No. 7013, Other Than Of Lead Crystal	89.302	221.818	535.967	981.661
	701590	Glasses; Clock Or Watch And Similar, Glasses For Non-corrective Spectacles, Curved, Bent, Holl		6		137
	701610	Glass Cubes And Other Glass Smallwares; Whether Or Not On A Backing, For	78	21	1.005	1.871
	701690	Multicellular Or Foam Glass; In Blocks, Panels, Plates, Shells Or Similar Forms; Paving Blocks, Sl		2.216		1.986
	701790	Glassware; Laboratory, Hygienic Or Pharmaceutical, Whether Or Not Graduat	4	10	2	1
	701810	Glass; Beads, Imitation Pearls, Imitation Precious Or Semi-precious Stones An	14.611	5.345	156.525	117.690
	701890	Glass; Articles Thereof, Statuettes And Other Ornaments Of Lamp Worked Gl	8.710	11.343	49.144	67.652
	701919	Glass Fibres; (including Glass Wool), Slivers, Yarns And Threads	15.487	30.079	55.906	88.048
	701990	Glass Fibres; N.e.c. In Heading No. 7019	5.243	290	15.378	10.050
	702000	Glass; Articles N.e.c. In Chapter 70	674.026	588.261	2.061.282	1.877.786
	710121	Pearls; Cultured, Unworked, Whether Or Not Graded (but Not Strung, Mount	712	625	8.264.201	7.136.772
	710310	Stones; Precious (other Than Diamonds) And Semi-precious Stones, Unworke	7.358	8.202	5.561	12.932
	710391	Stones; Rubies, Sapphires And Emeralds, Worked (other Than Simply Sawn O	132	94	2.400	121.846
	710399	Stones; Precious (other Than Diamonds) And Semi-precious Stones, (other Th	1.176	1.642	5.857	3.543
	710700	Base Metals Clad With Silver; Not Further Worked Than Semi-manufactured	15		40	
	711291	Waste And Scrap Of Precious Metals; Of Gold, Including Metal Clad With Gol	50	15	825.216	265.613
	711299	Waste And Scrap Of Precious Metals; Waste And Scrap Of Precious Metals In	2.552	1.748	1.306.776	1.011.584
	711311	Jewellery; Of Silver, Whether Or Not Plated Or Clad With Other Precious Met	51.022	68.878	36.575.657	41.325.336
	711319	Jewellery; Of Precious Metal (excluding Silver) Whether Or Not Plated Or Clad	3.590	4.973	4.197.180	5.523.623
	711320	Jewellery; Of Base Metal Clad With Precious Metal, And Parts Thereof	1.246	1.362	93.884	121.419
	711411	Silversmiths' Wares; And Parts Thereof, Of Silver, Whether Or Not Plated Or	1.053	479	77.167	47.375
	711419	Goldsmiths' Wares; Articles Of And Parts Thereof, Of Precious Metal (excludi	510	58	2.474	1.264
	711420	Goldsmiths' And Silversmiths' Wares; Articles Of And Parts Thereof, Of Base	3	2	1.919	635
	711590	Metal; Precious Or Metal Clad With Precious Metal, Other Than That Of Item	62	216	13.992	19.123
	711610	Pearls; Articles Of Natural Or Cultured Pearls	2	36	570	4.333
	711620	Stones; Precious Or Semi-precious Stones (natural, Synthetic Or Reconstructe	15.060	571	84.468	520.600
	711711	Jewellery; Imitation, Cuff Links And Studs, Of Base Metal, Whether Or Not Pla	16.292	15.126	1.644.769	868.713
	711719	Jewellery; Imitation, (excluding Cuff Links And Studs), Of Base Metal, Whethe	93.316	71.549	3.812.964	2.957.183
	711790	Jewellery; Imitation, Of Other Than Base Metal, Whether Or Not Plated With	94.295	81.016	1.650.298	2.701.238
	711810	Coin (other Than Gold Coin), Not Being Legal Tender	43	249	746	3.061
	711890	Coin; Other Than Coin Of Item No. 7118.10		510		6.315
	720390	Ferrous Products; Spongy Ferrous Products And Iron Having A Minimum Puri	89		860	
	720690	Iron Or Non-alloy Steel; Primary Forms (excluding Ingots And Iron Of Heading	2	1	84	10

https://www.bps.go.id

Tabel 2. Ekspor Provinsi Asal Barang Dirinci Menurut Kode HS6 Digit, 2020—2021

Provinsi Asal	Kode HS 6	Deskripsi HS 6 Digit	Berat Bersih (Kg)		Nilai FOB (US$)	
			2020	2021	2020	2021
(1)	(2)	(3)	(4)	(5)	(6)	(7)
Bali						
	720810	Iron Or Non-alloy Steel; In Coils, Flat-rolled, Of A Width 600mm Or More, Hot	5		13	
	721113	Iron Or Non-alloy Steel; Flat-rolled, Hot-rolled, Rolled On Four Faces Or In A C	1		57	
	721230	Iron Or Non-alloy Steel; Flat-rolled, Width Less Than 600mm, Plated Or Coated With Zinc (not E		100		83.255
	721590	Iron Or Non-alloy Steel; Bars And Rods, N.e.c. In Chapter 72, N.e.c. In Heading No. 7215		1		2
	721699	Iron Or Non-alloy Steel; Angles, Shapes And Sections, N.e.c. In Heading No. 7216		250		378
	721710	Iron Or Non-alloy Steel; Wire, (not Plated Or Coated), Whether Or Not Polished		6		227
	721730	Iron Or Non-alloy Steel; Wire, Plated Or Coated With Base Metals (other Than Zinc)		1		34
	721899	Steel, Stainless; Semi-finished Products, Other Than Of Rectangular Cross-sec	10	46	66	1.035
	722100	Steel, Stainless; Bars And Rods, Hot-rolled, In Irregularly Wound Coils		68		92
	722211	Steel, Stainless; Bars And Rods, Hot-rolled, Hot-drawn Or Extruded, Of Circula	4.500	38	678	21
	722300	Steel, Stainless; Wire	0	4	1	884
	730110	Iron Or Steel; Sheet Piling, Whether Or Not Drilled, Punched Or Made From A	35		45	
	730411	Iron Or Steel (excluding Cast Iron); Seamless, Line Pipe Of A Kind Used For Oil	1.156	101	6.083	558
	730419	Iron Or Steel (excluding Cast Iron Or Stainless Steel); Seamless, Line Pipe Of A Kind Used For Oi		8		340
	730459	Steel, Alloy (not Stainless Steel); (excluding Cold-drawn Or Cold-rolled), Tubes	30	5	10	198
	730630	Iron Or Non-alloy Steel (excluding Cast Iron); Tubes And Pipes (not Seamless), Welded, Of Circu		2.750		960
	730690	Iron Or Steel (excluding Cast Iron); Tubes, Pipes And Hollow Profiles (not Sear	6		344	
	730719	Iron Or Steel; Cast Fittings, Other Than Of Non-malleable Cast Iron		0		20
	730799	Iron Or Steel; Tube Or Pipe Fittings, N.e.c. In Item No. 7307.9, Other Than Stainless Steel		1		71
	730810	Iron Or Steel; Structures And Parts Thereof, Bridges And Bridge-sections		600		1.085
	730830	Iron Or Steel; Structures And Parts Thereof, Doors, Windows And Their Frame	555	1.415	9.217	11.807
	730890	Iron Or Steel; Structures And Parts Thereof, N.e.c. In Heading 7308	44.470	7	18.386	26
	730900	Reservoirs, Tanks, Vats And Similar Containers; For Any Material (excluding C	4		350	
	731010	Tanks, Casks, Drums, Cans, Boxes And Similar Containers, For Any Material (e	30	15	9	84
	731029	Tanks, Casks, Drums, Boxes And Similar Containers For Any Material (excluding Compressed Or		0		4
	731210	Iron Or Steel; Stranded Wire, Ropes And Cables, Not Electrically Insulated		12		299
	731290	Iron Or Steel; Plaited Bands, Slings And The Like, Not Electrically Insulated	326		8.440	
	731300	Iron Of Steel; Barbed Wire, Twisted Hoop Or Single Flat Wire And Loosely Twisted Double Wire		1.816		1.579
	731419	Iron Or Steel; Woven Cloth, Other Than Of Stainless Steel		25		290
	731511	Chain; Articulated Link, Roller, Of Iron Or Steel		1		150
	731700	Iron Or Steel; Nails, Tacks, Drawing Pins, Corrugated Nails, Staples (not Those	7		66	
	731812	Iron Or Steel; Threaded Wood Screws Other Than Coach Screws	48	38	629	3.306
	731813	Iron Or Steel; Threaded Screw Hooks And Screw Rings	12		55	
	731815	Iron Or Steel; Threaded Screws And Bolts N.e.c. In Item No. 7318.1, Whether	17	612	565	7.319
	731819	Iron Or Steel; Threaded Screws, Bolts And Nuts N.e.c. In Item No. 7318.1	3	123	50	191
	731829	Iron Or Steel; Non-threaded Articles, N.e.c. In Item No. 7318.2	1.380	823	721	26.299
	731990	Sewing And Knitting Needles, Bodkins, Crochet Hooks, Embroidery Stilettos A	869	1	3.121	7
	732020	Iron Or Steel; Helical Springs And Leaves For Springs	19		7	
	732111	Cooking Appliances And Plate Warmers; For Gas Fuel Or For Both Gas And Ot	60		55	
	732119	Cooking Appliances And Plate Warmers; For Solid Fuel And Fuels Other Than	15		150	
	732310	Iron Or Steel; Wool, Pot Scourers And Scouring Or Polishing Pads, Gloves And	954	1.898	21.687	30.902
	732391	Cast Iron; Table, Kitchen And Other Household Articles And Parts Thereof, Of	41.982	7.961	161.200	42.635
	732392	Cast Iron; Table, Kitchen And Other Household Articles And Parts Thereof, Of	0	141	5	57.507
	732393	Steel, Stainless; Table, Kitchen And Other Household Articles And Parts There	4.871	856	48.600	9.760
	732394	Iron (excluding Cast) Or Steel; Table, Kitchen And Other Household Articles A	477	4.247	1.498	2.418
	732399	Iron Or Steel; Table, Kitchen And Other Household Articles And Parts Thereof	85.744	139.156	773.856	1.343.589
	732410	Steel; Sinks And Wash Basins, Of Stainless Steel	225		298	
	732599	Iron Or Steel; Cast Articles, Excluding Grinding Balls And Similar Articles For M	528	38	4.930	247
	732619	Iron Or Steel; Articles N.e.c. In Item No. 7326.11, Forged Or Stamped, But No	65.259	47.669	540.131	497.162
	732620	Iron Or Steel; Wire Articles	615	258	5.742	1.115
	732690	Iron Or Steel; Articles N.e.c. In Heading 7326	49.715	49.521	240.620	307.788
	740321	Copper; Copper-zinc Base Alloys (brass) Unwrought	141	4.171	2.229	38.873
	740322	Copper; Copper-tin Base Alloys (bronze) Unwrought	9	633	180	10.213
	740400	Copper; Waste And Scrap	400		12.738	
	740721	Copper; Bars, Rods And Profiles, Of Copper-zinc Base Alloys (brass)	212		8.382	
	740729	Copper; Bars, Rods And Profiles, Of Copper Alloys (other Than Copper-zinc Ba	126	43	1.037	1.244
	740819	Copper; Wire, Of Refined Copper, Of Which The Maximum Cross-sectional Di	11	34	7	85
	740829	Copper; Wire, Of Copper Alloys (other Than Copper-zinc Base Alloys, Copper-	0		38	
	740919	Copper; Plates And Sheets, Of A Thickness Exceeding 0.15mm, Of Refined Co	2		162	
	740929	Copper; Plates And Sheets, Of A Thickness Exceeding 0.15mm, Of Copper-zin	1.548	1.968	38.889	40.085

https://www.bps.go.id

Tabel 2. Ekspor Provinsi Asal Barang Dirinci Menurut Kode HS6 Digit, 2020—2021

Provinsi Asal	Kode HS 6	Deskripsi HS 6 Digit	Berat Bersih (Kg)		Nilai FOB (US$)	
			2020	2021	2020	2021
(1)	(2)	(3)	(4)	(5)	(6)	(7)
Bali						
	740939	Copper; Plates And Sheets, Of A Thickness Exceeding 0.15mm, Of Copper-tin	650	287	4.801	2.563
	740990	Copper; Plates, Sheets And Strip, Of A Thickness Exceeding 0.15mm, Of Copp	16	40	257	815
	741121	Copper; Tubes And Pipes, Of Copper-zinc Base Alloys (brass)	71		3.733	
	741129	Copper; Tubes And Pipes, Of Copper Alloys (other Than Copper-zinc, Copper-	95		567	
	741220	Copper; Tube Or Pipe Fittings (e.g. Couplings, Elbows, Sleeves) Of Copper Allc	89	127	5.772	3.343
	741533	Copper; Screws, Bolts And Nuts, Threaded	190	31	34	206
	741539	Copper; Articles N.e.c. In Heading No. 7415		0		209
	741810	Copper; Table, Kitchen Or Other Household Articles And Parts Thereof; Pot S	1.028	5.210	13.507	73.096
	741820	Copper; Sanitary Ware And Parts Thereof	5	1.328	141	6.043
	750522	Nickel; Wire, Of Nickel Alloys	18		100	
	760120	Aluminium; Unwrought, Alloys	0		4	
	760410	Aluminium; (not Alloyed), Bars, Rods And Profiles	812	3.821	5.207	23.752
	760421	Aluminium; Alloys, Hollow Profiles	45		180	
	760529	Aluminium; Alloys, Wire, Maximum Cross-sectional Dimension Is 7mm Or Les	1		93	
	760691	Aluminium; Plates, Sheets And Strip, Thickness Exceeding 0.2mm, Not Alloye	8.234		20.212	
	760692	Aluminium; Plates, Sheets And Strip, Thickness Exceeding 0.2mm, Alloys, (no	0		6	
	760719	Aluminium; Foil, (not Backed), Of A Thickness Not Exceeding 0.2mm, Not Roll	451	107	49.155	1.785
	760720	Aluminium; Foil, Backed With Paper, Paperboard, Plastics Or Similar Backing	45		86	
	760900	Aluminium; Tube Or Pipe Fittings (e.g. Couplings, Elbows, Sleeves)	200	74	2.100	2.944
	761010	Aluminium; Structures (excluding Prefabricated Buildings Of Heading No. 9406) And Parts Of S		4.276		20.304
	761090	Aluminium; Structures (excluding Prefabricated Buildings Of Heading No. 940	6.948	4.965	24.017	23.822
	761290	Aluminium; Casks, Drums, Cans, Boxes And The Like For Any Material (not Co	260	0	497	11
	761510	Aluminium; Table, Kitchen Or Other Household Articles And Parts Thereof; P	1.152	2.283	9.350	26.974
	761520	Aluminium; Sanitary Ware And Parts Thereof	9	14	102	382
	761610	Aluminium; Nails, Tacks, Staples (other Than Those Of Heading No. 8305), Sc	220	2.700	21.226	15.751
	761691	Aluminium; Cloth, Grill, Netting And Fencing, Of Aluminium Wire	152		1.385	
	761699	Aluminium; Articles N.e.c. In Heading 7616	2.115	4.161	13.616	146.524
	780200	Lead; Waste And Scrap		0		7
	790700	Zinc; Articles N.e.c. In Chapter 79	1.331		1.941	
	810296	Molybdenum; Wire	2		16	
	820140	Tools, Hand; Axes, Bill Hooks And Similar Hewing Tools, Of A Kind Used In Ag	104	2.750	4.100	941
	820190	Tools, Hand; Forks, Scythes, Sickles, Hay Knives, Timber Wedges, And Other	0	70	38	730
	820210	Tools, Hand; Hand Saws		101		21
	820320	Tools, Hand; Pliers (including Cutting Pliers), Pincers, Tweezers And Similar Tools		4		4.936
	820330	Tools, Hand; Metal Cutting Shears And Similar Tools	19	26	19.668	155
	820510	Tools, Hand; Drilling, Threading Or Tapping Tools		17		1
	820520	Tools, Hand; Hammers And Sledge Hammers		71		28
	820551	Tools, Hand; Household Tools		2.027		859
	820559	Tools, Hand; Other Hand Tools (including Glaziers Diamonds), Excluding Hous	27	152	618	1.913
	820590	Tools, Hand; N.e.c. In Heading 8205, Including Anvils, Portable Forges, Hand Or Pedal-operate		45		18
	820750	Tools, Interchangeable; (for Machine Or Hand Tools, Whether Or Not Power-operated), Tools		1		49
	820760	Tools, Interchangeable; (for Machine Or Hand Tools, Whether Or Not Power-operated), For Bo		29		2.060
	820770	Tools, Interchangeable; (for Machine Or Hand Tools, Whether Or Not Power-operated), For Mi		5		5.060
	820790	Tools, Interchangeable; (for Machine Or Hand Tools, Whether Or Not Power-	519	43	11.065	19
	820890	Tools; Knives And Cutting Blades, For Machines Or Mechanical Appliances, N.e.c. In Heading N		7		25
	820900	Tools; Plates, Sticks, Tips And The Like For Tools, Unmounted, Of Sintered Metal Carbides Or C		76		4.886
	821191	Knives; Table Knives, Having Fixed Cutting Blades, Serrated Or Not, Excluding	140	34	2.400	224
	821193	Knives; With Cutting Blades, (having Other Than Fixed Blades), Serrated Or N	6	22	3.426	14.440
	821195	Knives; With Handles Of Base Metal	42	6	1.895	4.280
	821220	Razors; Safety Razor Blades, Including Razor Blade Blanks In Strips	2		337	
	821300	Scissors; Tailors' Shears, Similar Shears And Blades Therefore		13		0
	821490	Cutlery; Hair Clippers And Mincing Knives	11	19	6.431	7.203
	821520	Cutlery; Sets Of Assorted Articles (e.g. Spoons, Forks, Ladles, Skimmers, Cake	30	13	320	888
	821599	Cutlery; Other Than Plated With Precious Metal	1.095	571	11.950	20.479
	830110	Padlocks; (key, Combination Or Electrically Operated), Of Base Metal		1		105
	830120	Locks; Of A Kind Used For Motor Vehicles (key, Combination Or Electrically O	11	24	19	160
	830140	Locks; (other Than Those For Motor Vehicles Or Furniture), (key, Combinatio	140	196	643	11.242
	830160	Locks; Parts Of Padlocks, Locks, Clasps And Frames With Clasps Incorporating	305	85	7.407	4.479
	830170	Keys; Presented Separately, Of Base Metal	35	24	1.881	204
	830210	Hinges; Suitable For Furniture, Doors, Staircases, Windows, Blinds, Coachwor	177	10	645	325

https://www.bps.go.id

Tabel 2. Ekspor Provinsi Asal Barang Dirinci Menurut Kode HS6 Digit, 2020—2021

Provinsi Asal	Kode HS 6	Deskripsi HS 6 Digit	Berat Bersih (Kg)		Nilai FOB (US$)	
			2020	2021	2020	2021
(1)	(2)	(3)	(4)	(5)	(6)	(7)
Bali						
	830220	Castors; With Mountings, Of Base Metal	128	10	8.040	489
	830230	Mountings, Fittings And Similar Articles; For Motor Vehicles, Of Base Metal	224	152	4.235	2.326
	830241	Mountings, Fittings And Similar Articles; Of Base Metal, Suitable For Buildings	2.111	948	48.406	16.811
	830242	Mountings, Fittings And Similar Articles; Suitable For Furniture Of Base Metal	487	2.064	12.102	56.982
	830249	Mountings, Fittings And Similar Articles; Suitable For Other Than Buildings Or	768	88	9.139	8.788
	830250	Hat-racks, Hat-pegs, Brackets And Similar Fixtures, Of Base Metal	650	1.295	5.946	8.708
	830260	Automatic Door Closures; Of Base Metal		0		14
	830300	Safes; Armoured Or Reinforced, Strong-boxes, Doors And Safe Deposit Lockers For Strong-roor		18.335		30.692
	830400	Office Equipment; Filing Cabinets, Card-index Cabinets, Paper Trays, Paper Re	546	407	3.153	3.497
	830520	Stationery; Staples In Strips, (e.g. For Offices, Upholstery, Packaging), Of Base	331	101	31.725	26
	830590	Stationery; Letter Clips, Letter Corners, Paper Clips, Indexing Tags And Similar	1	5	5	2
	830610	Bells, Gongs And The Like; Non-electric, Of Base Metal	19.417	18.362	71.926	111.313
	830621	Statuettes And Other Ornaments; Of Base Metal Plated With Precious Metal	29.050	32.414	210.901	228.609
	830629	Statuettes And Other Ornaments; Of Base Metal Other Than Plated With Pre	988.591	992.320	5.885.067	7.096.789
	830630	Photograph, Picture Or Similar Frames, Mirrors; Of Base Metal	6.874	2.450	60.290	32.003
	830710	Tubing; Flexible, With Or Without Fittings, Of Iron Or Steel		60		198
	830790	Tubing; Flexible, With Or Without Fittings Of Base Metal, Other Than Those Of Iron Or Steel		0		29
	830810	Hooks, Eyes And Eyelets; Of Base Metal, Of A Kind Used For Clothing, Footwe	74	47	2.363	1.875
	830820	Rivets; Tubular Or Bifurcated, Of Base Metal	3		759	
	830890	Clasps, Frames With Clasps, Buckles, Buckle Clasps; Of Base Metal, Of A Kind	25.194	16.112	181.084	125.415
	830910	Stoppers; Corks, Of Base Metal	90		1.099	
	830990	Stoppers; Caps And Lids, Of Base Metal	75	1.124	3.404	26.890
	831000	Sign Plates, Name-plates, Address-plates And Similar Plates, Numbers, Letter	63	356	2.537	4.968
	831110	Electrodes; Coated, Of Base Metal, For Electric Arc-welding	269	1.134	562	3.278
	840690	Turbines; Parts Of Steam And Other Vapour Turbines	266		35.119	
	840710	Engines; For Aircraft, Spark-ignition Reciprocating Or Rotary Internal Combus	1.385	356	242.100	34.000
	840790	Engines; Rotary Internal Combustion Piston Engines, For Other Than Aircraft	1.500		15.558	
	840991	Engines; Parts, Suitable For Use Solely Or Principally With Spark-ignition Inter	2.290		2.002	
	840999	Engines; Parts For Internal Combustion Piston Engines (excluding Spark-ignition)		0		25
	841121	Turbo-propellers; Of A Power Not Exceeding 1100kw	252		10.000	
	841191	Turbines; Parts Of Turbo-jets And Turbo-propellers		15		75.000
	841311	Pumps; Fitted Or Designed To Be Fitted With A Measuring Device, For Dispen	10		186	
	841320	Pumps; Hand, Fitted Or Designed To Be Fitted With A Measuring Device, For	80	1.080	3.850	40.965
	841360	Pumps; Rotary Positive Displacement Pumps, N.e.c. In Heading No. 8413, For Liquids		50		630
	841381	Pumps And Liquid Elevators; N.e.c. In Heading No. 8413	8		1.206	
	841391	Pumps; Parts Thereof	8	1	207	6
	841430	Compressors; Of A Kind Used In Refrigerating Equipment	200		575	
	841451	Fans; Table, Floor, Wall, Window, Ceiling Or Roof Fans, With A Self-contained	23	5	268	3
	841459	Fans; N.e.c. In Item No. 8414.51	96	1.195	1.123	7.578
	841480	Pumps And Compressors; For Air, Vacuum Or Gas, N.e.c. In Heading No. 8414	27		944	
	841490	Pumps And Compressors; Parts, Of Air Or Vacuum Pumps, Air Or Other Gas C	1		5	
	841590	Air Conditioning Machines; With Motor Driven Fan And Elements For Temperature Control, Pa		2		47
	841780	Furnaces And Ovens; Including Incinerators, Non-electric, For Industrial Or Laboratory Use, N.e		600		5.460
	841810	Refrigerators And Freezers; Combined Refrigerator-freezers, Fitted With Separate External Doc		6		201
	841899	Refrigerating Or Freezing Equipment; Parts Thereof, Other Than Furniture		524		20.326
	841919	Heaters; Instantaneous Or Storage Water Heaters, Non-electric, Other Than I	15		1.035	
	841950	Heat Exchange Units; Not Used For Domestic Purposes	100		75	
	841989	Machinery, Plant And Laboratory Equipment; For Treating Materials By Change Of Temperatur		0		0
	841990	Machinery, Plant And Laboratory Equipment; Parts Of Equipment For Treatin	4		450	
	842119	Centrifuges; N.e.c. In Heading No. 8421, Including Centrifugal Dryers (but Not Clothes-dryers)		4		21
	842121	Machinery; For Filtering Or Purifying Water	40	65	1.700	350
	842122	Machinery; For Filtering Or Purifying Beverages Other Than Water		6		42
	842129	Machinery; For Filtering Or Purifying Liquids, N.e.c. In Item No. 8421.2		31		23
	842139	Machinery; For Filtering Or Purifying Gases, Other Than Intake Air Filters For Internal Combust		5		145
	842199	Machinery; Parts For Filtering Or Purifying Liquids Or Gases		7		51
	842290	Machinery; Parts Of Machinery Of Heading No. 8422	7	5	50	15
	842330	Weighing Machines; Constant Weight Scales And Scales For Discharging A Predetermined Weig		1		63
	842420	Spray Guns And Similar Appliances		2		21
	842430	Mechanical Appliances; Steam Or Sand Blasting Machines And Similar Jet Projecting Machines		1		475
	842490	Mechanical Appliances; Parts Of Machines Projecting, Dispersing Or Spraying Liquids Or Powde		0		80

https://www.bps.go.id

Tabel 2. Ekspor Provinsi Asal Barang Dirinci Menurut Kode HS6 Digit, 2020—2021

Provinsi Asal	Kode HS 6	Deskripsi HS 6 Digit	Berat Bersih (Kg)		Nilai FOB (US$)	
			2020	2021	2020	2021
(1)	(2)	(3)	(4)	(5)	(6)	(7)
Bali						
	842810	Lifts And Skip Hoists		20		8
	842820	Elevators And Conveyors; Pneumatic		2		106
	842890	Lifting, Handling, Loading Or Unloading Machinery; N.e.c. In Heading No. 842	1.905	387	400	4.258
	843010	Pile-drivers And Pile-extractors		9		12
	843110	Machinery; Parts Of The Machinery Of Heading No. 8425		48		271
	843149	Machinery; Parts Of Machines Handling Earth, Minerals Or Ores And N.e.c. In	165	1.689	13.918	151.090
	843340	Balers; Straw Or Fodder Balers, Including Pick-up Balers		7		431
	843510	Presses, Crushers And Similar Machinery; Used In The Manufacture Of Wine, Cider, Fruit Juices		5		180
	843710	Machines; For Cleaning, Sorting Or Grading Seed, Grain Or Dried Leguminous Vegetables		18.000		4.800
	843810	Machinery; Industrial, For Bakery And For The Manufacture Of Macaroni, Spaghetti Or Similar		35		69
	843860	Machinery; Industrial, For The Preparation Of Fruits, Nuts Or Vegetables	320	200	5.270	4.850
	843930	Machinery; For Finishing Paper Or Paperboard		5		35
	844110	Machines; Cutting, Of All Kinds, For Making Up Paper Pulp, Paper Or Paperbo	60		345	
	844331	Printing, Copying, And Facsimile Machines; Machines Which Perform Two Or	16	119	684	2.500
	844332	Printing, Copying, And Facsimile Machines; Single-function Printing, Copying	33		3.688	
	844391	Printing Machinery Used For Printing By Means Of Plates, Cylinders And Other Printing Compo		0		6
	844720	Knitting Machines; Flat, Stitch-bonding Machines	1		98	
	844819	Machinery, Auxiliary; For Machines Of Heading No. 8444, 8445, 8446 Or 8447	146		800	
	844833	Machines; Parts And Accessories Of Machines Or Auxiliary Machinery, Spindle	1	0	16	130
	844839	Machines; Parts And Accessories Of Machines Or Auxiliary Machinery Of Hea	1	154	17	1.165
	844849	Weaving Machines (looms); Parts Including Their Auxiliary Machinery, And Accessories Thereo		8		3
	844859	Machines; Parts And Accessories Of Machines Or Auxiliary Machinery Of Hea	69		849	
	845011	Washing Machines; Household Or Laundry-type, Fully-automatic, (of A Dry Linen Capacity Not		10		10
	845090	Washing Machines; Parts For Household Or Laundry-type	199	30	211	48
	845190	Machinery; Parts, Of The Machinery Of Heading No. 8451		17		8
	845210	Sewing Machines; Of The Household Type	260		200	
	845221	Sewing Machines; (not Household Type), Automatic Units	98		607	
	845229	Sewing Machines; Not Household Or Automatic Unit Type	434		1.595	
	846019	Machine-tools; Flat-surface Grinding Machines, Other Than Numerically Cont	1		1.030	
	846410	Machine-tools; Sawing Machines, For Working Stone, Ceramics, Concrete, As	1		105	
	846510	Machine-tools; Which Can Carry Out Different Types Of Machining Operations Without Tool Ch		50		20.877
	846596	Machine-tools; For Working Wood, Cork, Bone, Hard Rubber, Hard Plastics O	70		922	
	846599	Machine-tools; For Working Wood, Cork, Bone, Hard Rubber, Hard Plastics O	65		217	
	846610	Parts & Accessories Suited For Use Solely/principally With Machines Of Headi	7	27	360	810
	846620	Parts & Accessories Suited For Use Solely/principally With Machines Of Headi	31		3.119	
	846630	Parts & Accessories Suited For Use Solely/principally With Machines Of Headi	15		89	
	846693	Parts & Accessories Suited For Use Solely/principally With Machines Of Headi	228	2	844	1
	846694	Machine-tools; Parts And Accessories, For The Machines Of Heading No. 8462 Or 8463, N.e.c. I		3		1
	846721	Tools; For Working In The Hand, With Self-contained Electric Motor; Drills Of All Kinds		12		10
	846729	Tools; For Working In The Hand, With Self-contained Electric Motor; Other Than Saws And Dril		13		5
	846799	Tools; For Working In The Hand, Parts Thereof For Other Than Chain Saws And Pneumatic Tool		7		101
	846890	Machinery And Apparatus; Parts, Soldering, Brazing Or Welding, Whether Or	477	601	12.046	15.765
	847010	Calculating Machines; Electronic Calculators Capable Of Operation Without A	1	5	210	11
	847130	Automatic Data Processing Machines; Portable, Weighing Not More Than 10k	269	314	19.367	17.665
	847141	Automatic Data Processing Machines; Comprising In The Same Housing At Le	14	197	2.233	1.314
	847149	Automatic Data Processing Machines; Presented In The Form Of Systems, N.e	5	6	6	15
	847150	Units Of Automatic Data Processing Machines; Processing Units Other Than T	69	4	1.560	1.171
	847160	Units Of Automatic Data Processing Machines; Input Or Output Units, Wheth	47	34	444	647
	847170	Units Of Automatic Data Processing Machines; Storage Units	122	34	3.475	2.053
	847180	Units Of Automatic Data Processing Machines; N.e.c. In Item No. 8471.50, 84	1	1	49	245
	847190	Magnetic Or Optical Readers, Machines For Transcribing Data Onto Data Mec	3	111	980	4.770
	847290	Office Machines; Not Elsewhere Classified		10		25
	847329	Machinery; Parts And Accessories Of The Machines Of Item No. 8470.30. 847	1.403	1.159	63.592	110.671
	847330	Machinery; Parts And Accessories (other Than Covers, Carrying Cases And Th	313	712	20.773	107.346
	847350	Machines; Parts And Accessories (other Than Covers, Carrying Cases And The Like) Equally Suit		2		113
	847420	Machines; For Crushing Or Grinding Earth, Stone, Ores Or Other Mineral Subs	300		5.156	
	847490	Machines, For Sorting, Screening, Separating, Washing, Crushing Etc Mineral Substances, For A		108		982
	847710	Machinery; Injection-moulding Machines, For Working Rubber Or Plastics Or	2.005		2.800	
	847790	Machinery; Parts Of The Machines Of Heading No. 8477, N.e.c. In Item No. 84	77		3.102	
	847810	Machinery; For Preparing Or Making Up Tobacco, N.e.c. In This Chapter	34.805	29.470	2.708.741	2.667.049

https://www.bpsntb.id

Tabel 2. Ekspor Provinsi Asal Barang Dirinci Menurut Kode HS6 Digit, 2020—2021

Provinsi Asal	Kode HS 6	Deskripsi HS 6 Digit	Berat Bersih (Kg)		Nilai FOB (US$)	
			2020	2021	2020	2021
(1)	(2)	(3)	(4)	(5)	(6)	(7)
Bali						
	847982	Machines; For Mixing, Kneading, Crushing, Grinding, Screening, Sifting, Homc	109		2.268	
	847989	Machines And Mechanical Appliances; Having Individual Functions, N.e.c. Or	24	29	44	200
	847990	Machines And Mechanical Appliances; Parts, Of Those Having Individual Func	2	28	466	2.397
	848030	Moulding Patterns; Of Metal, Metal Carbides, Glass, Mineral Materials, Rubb	1		10	
	848049	Moulds; For Metal Or Metal Carbides, Other Than Injection Or Compression T	73	69	3.455	3.774
	848060	Moulds; For Mineral Materials		5		255
	848071	Moulds; For Rubber Or Plastics, Injection Or Compression Types		18		523
	848079	Moulds; For Rubber Or Plastics, Other Than Injection Or Compression Types	1		14	
	848110	Valves; Pressure Reducing, For Pipes, Boiler Shells, Tanks, Vats Or The Like		1		151
	848180	Taps, Cocks, Valves And Similar Appliances; For Pipes, Boiler Shells, Tanks, Va	11		176	
	848190	Taps, Cocks, Valves And Similar Appliances; Parts Thereof	107	108	3.983	210
	848210	Ball Bearings	11		6.890	
	848230	Bearings; Spherical Roller Bearings	300		252	
	848299	Bearings; Parts, (other Than Balls, Needles And Rollers)	3		142	
	848310	Transmission Shafts (including Cam Shafts And Crank Shafts) And Cranks	10	4	11	2
	848320	Bearing Housings, Incorporating Ball Or Roller Bearings		2		28
	848330	Bearing Housings, Not Incorporating Ball Or Roller Bearings And Plain Shaft B	26	267	3.613	1.713
	848340	Gears And Gearing; (not Toothed Wheels, Chain Sprockets And Other Transmission Elements P		47		396
	848360	Clutches And Shaft Couplings (including Universal Joints)	1	73	16	3.601
	848390	Transmission Components; Toothed Wheels, Chain Sprockets And Other Trar	55		616	
	848490	Gasket Sets Or Assortments Of Gaskets And Similar Joints; Dissimilar In Comp	1		27	
	848690	Machines And Apparatus Of Heading 8486; Parts And Accessories	2		139	
	848790	Machinery Parts; Not Containing Electrical Connectors, Insulators, Coils, Cont	90	860	1.095	2.080
	850110	Electric Motors; Of An Output Not Exceeding 37.5w	6		609	
	850131	Electric Motors And Generators; Dc, Of An Output Not Exceeding 750w		11		2.336
	850300	Electric Motors And Generators; Parts Suitable For Use Solely Or Principally V	8.777	11.932	1.630.093	497.323
	850410	Discharge Lamps Or Tubes; Ballasts Therefor	5		422	
	850421	Electrical Transformers; Liquid Dielectric, Having A Power Handling Capacity I	1		0	
	850431	Electrical Transformers; N.e.c. In Item No. 8504.2, Having A Power Handling (	829	1.699	694.901	1.579.429
	850440	Electrical Static Converters	183	59	6.408	3.195
	850490	Electrical Transformers, Static Converters And Inductors; Parts Thereof	75	475	645	4.849
	850511	Magnets; Permanent Magnets And Articles Intended To Become Permanent Magnets After Ma		256		1.928
	850519	Magnets; Permanent Magnets And Articles Intended To Become Permanent I	1.020	125	3.345	2.143
	850520	Magnets; Electro-magnetic Couplings, Clutches And Brakes	28		880	
	850590	Magnets; Electro-magnets, Holding Devices And Parts N.e.c. In Heading No. 8505		20		1.246
	850610	Cells And Batteries; Primary, Manganese Dioxide		1		6
	850710	Electric Accumulators; Lead-acid, Of A Kind Used For Starting Piston Engines,	42		943	
	850720	Electric Accumulators; Lead-acid, (other Than For Starting Piston Engines), Including Separators		2		14
	850760	Electric Accumulators; Lithium-ion, Including Separators, Whether Or Not Re	133	1.538	857	9.000
	850940	Electro-mechanical Domestic Appliances; Food Grinders And Mixers, Fruit Or	91		398	
	850980	Electro-mechanical Domestic Appliances; With Self-contained Electric Motor, Other Than Vacu		1		201
	850990	Electro-mechanical Domestic Appliances; Parts For The Appliances Of Heading No. 8509		10		50
	851110	Ignition Or Starting Equipment; Spark Plugs, Of A Kind Used For Spark Or Com	9		1.196	
	851120	Ignition Or Starting Equipment; Ignition Magnetos, Magneto-dynamos And Magnetic Flywheels		30		286
	851220	Lighting Or Visual Signalling Equipment; Electrical, Of A Kind Used On Motor V	106	5	1.796	4
	851230	Sound Signalling Equipment; Electrical, Used On Cycles Or Motor Vehicles (excluding Articles O		89		734
	851290	Lighting Or Signalling Equipment; Electrical, (excluding Articles Of Heading No	5		113	
	851310	Lamps; Portable, Electric, Designed To Function By Their Own Source Of Ener	69		2.728	
	851519	Brazing Or Soldering Machines And Apparatus; Other Than Soldering Irons And Guns, Whether		4		13
	851590	Welding, Brazing Or Soldering Machines; Parts Of The Machines Of Heading N	2	20	313	69
	851610	Heaters; Electric, Instantaneous Or Storage Water And Immersion Heaters	29	25	104	630
	851631	Hair-dressing Apparatus; Electro-thermic Hair Dryers	6	162	73	1.890
	851632	Hair-dressing Apparatus; Electro-thermic, Other Than Hair Dryers	1		135	
	851650	Ovens; Microwave, Of A Kind Used For Domestic Purposes	81	8	500	23
	851660	Ovens, Cookers, Cooking Plates, Boiling Rings, Grillers And Roasters; Of A Kind	134	133	619	1.417
	851671	Electro-thermic Appliances; Coffee Or Tea Makers, Of A Kind Used For Domes	80	37	1.450	768
	851679	Electro-thermic Appliances; N.e.c. In Heading No. 8516, Used For Domestic P	1	65	5	423
	851680	Resistors; Electric Heating, Other Than Those Of Heading No. 8545		1		27
	851690	Electro-thermic Appliances; Parts, Of Heating Resistors, Of Water, Space And	23		514	
	851718	Telephone Sets N.e.c. In Item No. 8517.1	152	23	14.999	746

https://www.bps.go.id

Tabel 2. Ekspor Provinsi Asal Barang Dirinci Menurut Kode HS6 Digit, 2020—2021

Provinsi Asal	Kode HS 6	Deskripsi HS 6 Digit	Berat Bersih (Kg)		Nilai FOB (US$)	
			2020	2021	2020	2021
(1)	(2)	(3)	(4)	(5)	(6)	(7)
Bali						
	851762	Communication Apparatus (excluding Telephone Sets Or Base Stations); Mac	136	1.049	8.734	17.640
	851769	Communication Apparatus (excluding Telephone Sets Or Base Stations); Mac	3	14	97	1.793
	851810	Microphones And Stands Therefor	247	4	4.718	175
	851821	Loudspeakers; Single, Mounted In Their Enclosures	9	40	25	300
	851822	Loudspeakers; Multiple, Mounted In The Same Enclosure	23	78	512	650
	851829	Loudspeakers; Not Mounted In Their Enclosures		109		1.522
	851830	Headphones And Earphones, Whether Or Not Combined With A Microphone	117	44	3.077	1.703
	851850	Amplifier Sets; Electric Sound		7		1.282
	851890	Microphones, Headphones, Earphones, Amplifier Equipment; Parts Of The Equipment Of Head		2.490		14.884
	851920	Sound Recording Or Reproducing Apparatus; Operated By Coins, Banknotes,	3	43	40	622
	851930	Sound Recording Or Reproducing Apparatus; Turntables (record-decks)	4	2	38	9
	851981	Sound Recording Or Reproducing Apparatus; Using Magnetic, Optical Or Sem	6		334	
	851989	Sound Recording Or Reproducing Apparatus; N.e.c. In Heading No 8519	48		3.530	
	852190	Video Recording Or Reproducing Apparatus; Other Than Magnetic Tape-type	38		571	
	852290	Sound Or Video Recording Or Reproducing Apparatus; Parts And Accessories	106	5	1.020	159
	852321	Magnetic Media; Cards Incorporating A Magnetic Stripe, Whether Or Not Rec	8	5	162	268
	852329	Magnetic Media; Other Than Cards Incorporating A Magnetic Stripe, Whethe	14	13	619	148
	852341	Optical Media; Unrecorded, Excluding Products Of Chapter 37	1	2	5	7
	852349	Optical Media; Recorded, Excluding Products Of Chapter 37	36	207	1.858	90
	852351	Semiconductor Media; Solid-state Non-volatile Storage Devices, Whether Or	1	33	3	673
	852352	Semiconductor Media; Smart Cards, Whether Or Not Recorded, Excluding Pr	135	6	2.071	119
	852359	Semiconductor Media; Other Than Smart Cards, Whether Or Not Recorded, E	1	27	21	386
	852380	Media N.e.c. In Heading 8523, Whether Or Not Recorded, Excluding Products	3	10	190	51
	852550	Transmission Apparatus For Radio-broadcasting Or Television, Whether Or Not Incorporating S		0		13
	852560	Transmission Apparatus For Radio-broadcasting Or Television, Whether Or N	2		606	
	852691	Radio Navigational Aid Apparatus	5		4.765	
	852692	Radio Remote Control Apparatus	1	0	1	3
	852719	Radio Broadcast Receivers Capable Of Operating Without An External Power Source; N.e.c. In I		17		13
	852849	Monitors; Cathode-ray Tube, N.e.c. In Subheading 8528.42, Whether Or Not	32	7	109	125
	852852	Monitors; Other Than Cathode-ray Tube; Capable Of Directly Connecting To A	8	53	2.698	10.696
	852869	Projectors; N.e.c. In Subheading 8528.62, Whether Or Not Colour	9		92	
	852871	Reception Apparatus For Television, Whether Or Not Incorporating Radio-brc	1		50	
	852872	Reception Apparatus For Television, Whether Or Not Incorporating Radio-brc	83	300	207	1.575
	852873	Reception Apparatus For Television, Whether Or Not Incorporating Radio-broadcast Receivers		6		323
	852910	Reception And Transmission Apparatus; Aerials And Aerial Reflectors Of All Ki	4		1.193	
	852990	Reception And Transmission Apparatus; For Use With The Apparatus Of Heac	2	20	15	2.212
	853120	Signalling Apparatus; Electric, Sound Or Visual, Indicator Panels Incorporating Liquid Crystal De		1		1
	853400	Circuits; Printed	1.775	2.252	147.924	147.156
	853590	Electrical Apparatus; N.e.c. In Heading No. 8535, For Switching Or Protecting	7		113	
	853610	Electrical Apparatus; Fuses, For A Voltage Not Exceeding 1000 Volts	86	1	829	123
	853620	Electrical Apparatus; Automatic Circuit Breakers, For A Voltage Not Exceeding 1000 Volts		4		303
	853630	Electrical Apparatus; For Protecting Electrical Circuits, N.e.c. In Heading No. 8	110		774	
	853649	Electrical Apparatus; Relays, For A Voltage Exceeding 60 Volts	1		101	
	853650	Electrical Apparatus; Switches N.e.c. In Heading No. 8536, For A Voltage Not	11	13	1.235	4
	853661	Electrical Apparatus; Lamp-holders, For A Voltage Not Exceeding 1000 Volts	0	24	2	60
	853669	Electrical Apparatus; Plugs And Sockets, For A Voltage Not Exceeding 1000 Volts		9		178
	853670	Connectors For Optical Fibres, Optical Fibre Bundles Or Cables	740	495	2.250	22.321
	853690	Electrical Apparatus; N.e.c. In Heading No. 8536, For Switching Or Protecting	57	134	5.864	4.528
	853710	Boards, Panels, Consoles, Desks And Other Bases; For Electric Control Or The	81	121	1.328	4.008
	853720	Boards, Panels, Consoles, Desks And Other Bases; For Electric Control Or The	2	28	212	1.837
	853810	Electrical Apparatus; Parts (e.g. Boards, Panels, Consoles, Desks, Cabinets, Ot	165	27	2.716	3.355
	853890	Electrical Apparatus; Parts Suitable For Use Solely Or Principally With The Ap	24	148	3.119	1.283
	853910	Lamps; Sealed Beam Units	27	75	315	4.638
	853921	Lamps; Filament, (excluding Ultra-violet Or Infra-red), Tungsten Halogen	1		10	
	853922	Lamps; Filament, (excluding Ultra-violet Or Infra-red), Of A Power Not Exceed	10	144	1.026	205
	853929	Lamps; Filament, (excluding Ultra-violet Or Infra-red), N.e.c. In Item No. 8539.2		0		165
	853949	Lamps; Ultra-violet Or Infra-red Lamps, (excluding Arc-lamps)	11	238	227	1.216
	853990	Lamps; Parts Of The Lamps Of Heading No. 8539		9		292
	854071	Tubes; Microwave, Magnetrons, Excluding Grid-controlled Tubes	76		409	
	854110	Electrical Apparatus; Diodes, Other Than Photosensitive Or Light-emitting Dic	4		1.200	

https://www.bps.go.id

Tabel 2. Ekspor Provinsi Asal Barang Dirinci Menurut Kode HS6 Digit, 2020—2021

Provinsi Asal	Kode HS 6	Deskripsi HS 6 Digit	Berat Bersih (Kg)		Nilai FOB (US$)	
			2020	2021	2020	2021
(1)	(2)	(3)	(4)	(5)	(6)	(7)
Bali						
	854190	Electrical Apparatus; Parts For Diodes, Transistors And Similar Semiconductor	10	15	982	42
	854231	Electronic Integrated Circuits; Processors And Controllers, Whether Or Not Co	4	6	506	82
	854239	Electronic Integrated Circuits; N.e.c. In Heading No. 8542	1	4	141	22
	854310	Electrical Machines And Apparatus; Particle Accelerators	1		104	
	854330	Electrical Machines And Apparatus; For Electroplating, Electrolysis Or Electrop	1		101	
	854370	Electrical Machines And Apparatus; Having Individual Functions, Not Specifie	37	27	2.711	5.367
	854411	Insulated Electric Conductors; Winding Wire, Of Copper	14	51	256	3.805
	854419	Insulated Electric Conductors; Winding Wire, (of Other Than Copper)	7	7	185	187
	854420	Insulated Electric Conductors; Co-axial Cable And Other Co-axial Electric Cond	103	26	8.792	451
	854442	Insulated Electric Conductors; For A Voltage Not Exceeding 1000 Volts, Fitted	137	18	874	122
	854449	Insulated Electric Conductors; For A Voltage Not Exceeding 1000 Volts, Not Fi	85	81	62	1.366
	854460	Insulated Electric Conductors; For A Voltage Exceeding 1000 Volts	10		25	
	854470	Insulated Electric Conductors; Optical Fibre Cables	11		328	
	854610	Electrical Insulators; Of Glass	7.825	8.687	31.149	17.347
	854690	Electrical Insulators; Other Than Of Glass And Ceramics	9	54	61	28
	854720	Insulating Fittings; Of Plastics, For Electrical Machines, Of Insulating Material Only (except Min		3		579
	860799	Railway Or Tramway Rolling Stock; Parts N.e.c. In Heading No. 8607		4		203
	870210	Vehicles; Public Transport Type (carries 10 Or More Persons, Including Driver	9.702	9.540	52.565	45.419
	870310	Vehicles; Specially Designed For Travelling On Snow, Golf Cars And Similar Ve	1.700		7.210	
	870323	Vehicles; With Only Spark-ignition Internal Combustion Reciprocating Piston E	12.075	8.630	66.060	41.457
	870324	Vehicles; With Only Spark-ignition Internal Combustion Reciprocating Piston E	5.900	3.640	34.538	26.000
	870333	Vehicles; With Only Compression-ignition Internal Combustion Piston Engine	4.000		16.500	
	870350	Vehicles; With Both Compression-ignition Internal Combustion Piston Engine	20.921	23.784	45.248	44.126
	870422	Vehicles; Compression-ignition Internal Combustion Piston Engine (diesel Or Semi-diesel), For		3.000		6.979
	870810	Vehicles; Bumpers And Parts Thereof, For The Vehicles Of Heading No. 8701	35	151	400	635
	870829	Vehicles; Parts And Accessories, Of Bodies, Other Than Safety Seat Belts		65		296
	870830	Vehicle Parts; Brakes, Servo-brakes And Parts Thereof		33		262
	870840	Vehicle Parts; Gear Boxes And Parts Thereof	102	19	1.358	209
	870870	Vehicle Parts; Road Wheels And Parts And Accessories Thereof	2	50	50	65
	870891	Vehicle Parts; Radiators And Parts Thereof		21		95
	870892	Vehicle Parts; Silencers (mufflers) And Exhaust Pipes; Parts Thereof	6	3	1.134	106
	870893	Vehicle Parts; Clutches And Parts Thereof	2	24	14	1.157
	870894	Vehicle Parts; Steering Wheels, Steering Columns And Steering Boxes; Parts Thereof		110		973
	870899	Vehicle Parts And Accessories; N.e.c. In Heading No. 8708	231	319	4.473	2.650
	871110	Motorcycles (including Mopeds) And Cycles; Fitted With An Auxiliary Motor,	14.390	12.240	77.767	136.195
	871120	Motorcycles (including Mopeds) And Cycles; Fitted With An Auxiliary Motor,	9.410	7.292	40.725	67.689
	871130	Motorcycles (including Mopeds) And Cycles; Fitted With An Auxiliary Motor, Reciprocating Inte		184		3.153
	871150	Motorcycles (including Mopeds) And Cycles; Fitted With Auxiliary Motor, Wit	300		15.410	
	871160	Motorcycles (including Mopeds) And Cycles; Fitted With Auxiliary Motor, Wit	200	4.300	2.345	8.750
	871190	Motorcycles (including Mopeds) And Cycles; N.e.c. In Heading No. 8711, Fitted With Auxiliary M		580		4.358
	871200	Bicycles And Other Cycles; Including Delivery Tricycles, Not Motorised	370	83	1.808	748
	871410	Motorcycles (including Mopeds); Parts And Accessories	6.070	557	126.825	9.802
	871420	Carriages For Disabled Persons; Parts And Accessories Thereof	32	118	2.952	699
	871491	Cycles; Frames And Forks, And Parts Thereof	23	5	998	350
	871492	Cycles; Parts Thereof, Wheel Rims And Spokes		5		1.365
	871495	Cycles; Parts Thereof, Saddles	1	31	2	112
	871496	Cycles; Parts, Pedals And Crank-gear, And Parts Thereof		45		7.129
	871499	Cycles; Parts Thereof, N.e.c. In Item No. 8714.9	17.101	98	9.256	759
	871500	Baby Carriages And Parts Thereof	153	30	1.031	821
	880100	Balloons And Dirigibles; Gliders, Hang Gliders And Other Non-powered Aircraft.		11		9
	880400	Parachutes (including Dirigible Parachutes And Paragliders) And Rotochutes;	204	255	715	770
	890790	Floating Structures; Tanks, Coffer-dams, Landing Stages, Buoys And Beacons	287		1.779	
	900130	Lenses, Contact; Unmounted, Of Any Material, Excluding Elements Of Glass N	2		50	
	900211	Lenses; Objective, For Cameras, Projectors Or Photographic Enlargers Or Red	7		834	
	900220	Filters; Mounted As Parts Or Fittings For Instruments Or Apparatus, Of Any M	1		50	
	900311	Frames And Mountings; For Spectacles, Goggles Or The Like, Of Plastics		1		37
	900390	Frames And Mountings; Parts For Spectacles, Goggles Or The Like	41		126	
	900410	Sunglasses; Corrective, Protective Or Other	1.259	17	68.569	948
	900490	Spectacles, Goggles And The Like; (other Than Sunglasses) Corrective, Protect	225	91	17.125	4.749
	900510	Binoculars	2		200	

https://www.bps.go.id

Tabel 2. Ekspor Provinsi Asal Barang Dirinci Menurut Kode HS6 Digit, 2020—2021

Provinsi Asal	Kode HS 6	Deskripsi HS 6 Digit	Berat Bersih (Kg)		Nilai FOB (US$)	
			2020	2021	2020	2021
(1)	(2)	(3)	(4)	(5)	(6)	(7)
Bali						
	900580	Monoculars; Other Optical Telescopes And Astronomical Instruments, Excluding Instruments F		10		34
	900630	Cameras, Photographic (excluding Cinematographic); Specially Designed For Underwater Use,		2		21
	900691	Cameras, Photographic (excluding Cinematographic); Parts And Accessories	6	3	790	380
	900699	Photographic Flashlight Apparatus; Parts And Accessories, For Other Than Ca	3	1	445	136
	900710	Cameras, Cinematographic; Whether Or Not Incorporating Sound Recording	18		170	
	900792	Projectors, Cinematographic; Parts And Accessories, Whether Or Not Incorporating Sound Rep		0		128
	901380	Optical Devices, Appliances And Instruments; N.e.c. In Heading No. 9013 (including Liquid Crys		2		25
	901390	Optical Appliances And Instruments; Parts And Accessories For Articles Of Heading No. 9013		105		593
	901410	Navigational Instruments And Appliances; Direction Finding Compasses	1		10	
	901530	Surveying Equipment; Levels		5		2
	901580	Surveying Equipment; Articles N.e.c. In Heading No. 9015, Including Hydrogra	100		2.215	
	901590	Surveying Equipment; Parts And Accessories For Articles Of Heading No. 9015	1		110	
	901710	Drafting Tables And Machines; Whether Or Not Automatic	1	0	235	45
	901790	Drawing, Marking-out Equipment And Mathematical Instruments; Parts And	72		1.046	
	901811	Medical, Surgical Instruments And Appliances; Electro-cardiographs	8		120	
	901819	Medical, Surgical Instruments And Appliances; Electro-diagnostic Apparatus (	33	32	1.803	1.444
	901839	Medical, Surgical Instruments And Appliances; Catheters, Cannulae And The	630	2	300	34
	901849	Dental Instruments And Appliances; Other Than Dental Drill Engines	1		91	
	901850	Ophthalmic Instruments And Appliances	2		21	
	901890	Medical, Surgical Or Dental Instruments And Appliances; N.e.c. In Heading No	41	235	470	1.040
	901910	Mechano-therapy Appliances; Massage Apparatus And Psychological Aptitud	5	2	1.946	534
	902000	Breathing Appliances And Gas Masks; Excluding Protective Masks Having Neit	3.781	1.781	85.212	23.017
	902121	Dental Fittings; Artificial Teeth	4	4	403	55
	902140	Hearing Aids (excluding Parts And Accessories)	1	1	355	28
	902190	Appliances; Worn, Carried Or Implanted In The Body, To Compensate For A D	1		30	
	902290	Apparatus Based On Use Of X-rays And Similar; Parts And Accessories (x-ray Generators, Tubes		4		15
	902300	Instruments, Apparatus And Models; Designed For Demonstrational Purposes	29	58	618	2.393
	902511	Thermometers And Pyrometers; Liquid Filled, For Direct Reading, Not Combir	42		1.842	
	902519	Thermometers And Pyrometers; (other Than Liquid Filled, For Direct Reading	557	2	36.609	106
	902580	Hydrometers And Similar Floating Instruments, Barometers, Hygrometers, Ps	10		50	
	902610	Instruments And Apparatus; For Measuring Or Checking The Flow Or Level Of Liquids		3		200
	902620	Instruments And Apparatus; For Measuring Or Checking Pressure	2	3	32	121
	902690	Instruments And Apparatus; Parts And Accessories For Those Measuring Or C	7	3	524	1
	902710	Instruments And Apparatus; Gas Or Smoke Analysis Apparatus, For Physical C	33		100	
	902790	Microtomes And Parts And Accessories Thereof		5		31
	903031	Multimeters; For Measuring Or Checking Voltage, Current, Resistance Or Power, Without A Re		5		2
	903039	Instruments And Apparatus; For Measuring Or Checking Voltage, Current, Resistance Or Power		13		5
	903110	Machines; For Balancing Mechanical Parts	1		10	
	903149	Optical Instruments And Appliances; For Measuring Or Checking, N.e.c. In Chapter 90		1		2
	903180	Instruments, Appliances And Machines; For Measuring Or Checking N.e.c. In	5	1	658	150
	903190	Instruments, Appliances And Machines; Parts And Accessories For Those Mea	119		610	
	903289	Regulating Or Controlling Instruments And Apparatus; Automatic, Other Thar	14	3	2.395	1
	903290	Regulating Or Controlling Instruments And Apparatus; Automatic, Parts And Accessories		1		50
	903300	Machines And Appliances, Instruments Or Apparatus Of Chapter 90; Parts An	50	57	1.457	359
	910111	Wrist-watches; Electrically Operated, With Or Without A Stop-watch, With Case Of Precious M		6		3.874
	910119	Wrist-watches; Electrically Operated, With Or Without A Stop-watch, With Ca	1	0	282	10
	910129	Wrist-watches; (not Electrically Operated), (not Automatic Winding), Whethe	3		1.020	
	910199	Pocket-watches And Other Watches, Including Stop-watches; (excluding Wris	57	30	745	2.617
	910211	Wrist-watches; Electrically Operated, With Or Without A Stop-watch, (other Than Those Of He		1		46.529
	910219	Wrist-watches; Electrically Operated, With Or Without A Stop-watch, (other Than Those Of He		1		149
	910229	Wrist-watches; Whether Or Not Incorporating A Stop-watch Facility, With Otl	163	23	17.982	1.741
	910299	Pocket Watches And Other Watches, Including Stop-watches; (excluding Wris	1	54	231	5.907
	910529	Clocks; (excluding Those With Watch Movements And Instrument Panel Cloc	39		6.830	
	910700	Time Switches; With Clock, Watch Movement Or Synchronous Motor	1		229	
	911012	Watches; Incomplete Movements, Assembled		4		696
	911320	Watch Straps, Watch Bands, Watch Bracelets, And Parts Thereof; Of Base Me	3		235	
	911390	Watch Straps, Watch Bands, Watch Bracelets, And Parts Thereof; N.e.c. In He	62	387	1.342	9.133
	920190	Musical Instruments; Harpsichords And Other Keyboard Stringed Instruments	432	90	5.864	100
	920290	Musical Instruments; String, Played Other Than With A Bow (e.g. Guitars And	2.554	705	18.233	24.815
	920510	Musical Instruments; Brass-wind (e.g. Trumpets), Other Than Fairground Organs And Mechani		4		180

https://bali.bps.go.id

Tabel 2. Ekspor Provinsi Asal Barang Dirinci Menurut Kode HS6 Digit, 2020—2021

Provinsi Asal	Kode HS 6	Deskripsi HS 6 Digit	Berat Bersih (Kg)		Nilai FOB (US$)	
			2020	2021	2020	2021
(1)	(2)	(3)	(4)	(5)	(6)	(7)
Bali						
	920590	Musical Instruments; Wind, Other Than Brass, (eg. Clarinet, Bagpipes, Pipe O	1.341	463	10.803	2.712
	920600	Musical Instruments; Percussion (e.g. Drums, Xylophones, Cymbals, Castanet	363.341	442.843	2.711.420	3.576.848
	920790	Musical Instruments; (other Than Keyboard), The Sound Of Which Is Produce	1.375	1.671	98.469	12.367
	920810	Musical Boxes	1		37	
	920890	Fairground And Mechanical Street Organs, Mechanical Singing Birds, Musical	1.739	815	9.522	7.288
	920930	Musical Instrument Strings	1	10	9	102
	920992	Musical Instruments; Parts And Accessories For String Musical Instruments O	5	7	1.117	47
	920994	Musical Instruments; Parts And Accessories For The Musical Instruments The	2	34	30	721
	920999	Musical Instruments; Parts And Accessories For Musical Instruments N.e.c. In	62	66	1.182	1.389
	930400	Firearms; (e.g. Spring, Air Or Gas Guns And Pistols, Truncheons), Excluding Those Of Heading N		26		651
	930591	Firearms; Parts And Accessories, Of Military Weapons Of Heading 9301	5		45	
	930700	Arms; Swords, Cutlasses, Bayonets, Lances And The Like, Parts Thereof And Scabbards And She		58		1.410
	940110	Seats; Of A Kind Used For Aircraft	78		458	
	940120	Seats; Of A Kind Used For Motor Vehicles	271	132	3.531	777
	940152	Seats; Of Bamboo	3.480	5.345	13.336	14.542
	940153	Seats; Of Rattan	130.189	149.637	540.243	823.535
	940159	Seats; Of Cane, Osier Or Similar Materials, Other Than Bamboo Or Rattan	20.288	26.758	61.667	104.578
	940161	Seats; With Wooden Frames, Upholstered, (excluding Medical, Surgical, Dent	70.127	12.768	462.071	168.417
	940169	Seats; With Wooden Frames, Not Upholstered, (excluding Medical, Surgical, I	1.362.608	1.425.914	4.745.909	6.291.922
	940171	Seats; With Metal Frames, Upholstered, (excluding Medical, Surgical, Dental,	1.343	3.270	28.696	57.491
	940179	Seats; With Metal Frames, Not Upholstered, (excluding Medical, Surgical, Der	17.382	20.707	73.062	130.321
	940180	Seats; N.e.c. In Heading No. 9401, (excluding Medical, Surgical, Dental, Veteri	16.829	21.443	98.020	117.001
	940290	Furniture; For Medical, Surgical, Veterinary Use (e.g. Operating Tables, Exami	680	22	605	1.394
	940310	Furniture; Metal, For Office Use	630	747	7.700	12.034
	940320	Furniture; Metal, Other Than For Office Use	89.431	68.896	288.807	270.947
	940330	Furniture; Wooden, For Office Use	46.916	10.563	166.413	33.804
	940340	Furniture; Wooden, For Kitchen Use	29.693	23.186	85.393	171.238
	940350	Furniture; Wooden, For Bedroom Use	228.473	202.528	740.413	879.935
	940360	Furniture; Wooden, Other Than For Office, Kitchen Or Bedroom Use	3.875.879	3.801.518	12.432.831	13.816.832
	940370	Furniture; Plastic	60.106	49.178	327.711	502.427
	940382	Furniture; Of Bamboo	124.520	111.901	268.928	254.353
	940383	Furniture; Of Rattan	265.374	252.039	1.230.914	1.409.305
	940389	Furniture; Of Cane, Osier, Or Similar Materials (other Than Bamboo Or Rattar	89.071	114.412	471.966	527.901
	940410	Mattress Supports	35.148	23.863	194.275	241.169
	940421	Mattresses; Of Cellular Rubber Or Plastics, Whether Or Not Covered	785	920	612	2.449
	940429	Mattresses; Of Other Materials, Not Cellular Rubber Or Plastics	37.048	38.238	210.398	198.340
	940430	Sleeping Bags	115	180	1.267	2.621
	940490	Bedding And Similar Furnishing Articles; N.e.c. In Heading No. 9404 (e.g. Quil	76.348	68.448	790.572	608.029
	940550	Lamps And Light Fittings; Non-electric	16.568	24.382	80.785	139.986
	940591	Lamps And Light Fittings; Parts Thereof, Of Glass	41	625	257	3.753
	940592	Lamps And Light Fittings; Parts Thereof, Of Plastics	4.111	2.110	29.796	30.983
	940599	Lamps And Light Fittings; Parts Thereof, Of Materials Other Than Glass Or Pla	56.307	16.134	269.968	304.640
	940610	Buildings; Prefabricated, Of Wood	633.908	891.197	1.405.956	1.300.164
	940690	Buildings; Prefabricated, Not Of Wood	86.499	74.545	138.990	175.959
	950300	Tricycles, Scooters, Pedal Cars And Similar Wheeled Toys; Dolls' Carriages; Do	16.535	8.668	125.871	225.939
	950420	Billiard Articles And Accessories Of All Kinds	986	3	13.732	50
	950430	Games; Operated By Coins, Banknotes, Bank Cards, Tokens Or By Other Mear	1	4	5	207
	950440	Games; Playing Cards		2		10
	950450	Games; Video Game Consoles And Machines, Other Than Those Of Subheadi	3	5	470	23
	950490	Games; Articles For Funfair, Table Or Parlour Games, Including Pintables, Spe	383	762	1.923	2.555
	950510	Christmas Festivity Articles	1.828	6.874	27.814	69.544
	950590	Festive, Carnival Or Other Entertainment Articles Including Novelty Jokes And	4.733	5.445	35.100	56.401
	950611	Skis; For Snow	16	10	294	676
	950619	Snow-ski Equipment	272	1.167	10.343	9.273
	950621	Sailboards; For Water Sport	790	1.380	20.657	24.779
	950629	Water Sport Equipment; Water-skis, Surf-boards And Other Water-sport Equi	22.268	37.314	525.109	1.519.831
	950631	Golf Clubs; Complete	30	96	87	499
	950632	Golf Balls	4		29	
	950639	Golf Equipment; Other Than Clubs And Balls	12	255	115	14.458
	950640	Table-tennis Articles And Equipment	160	71	8.071	4.363

https://www.bps.go.id

Tabel 2. Ekspor Provinsi Asal Barang Dirinci Menurut Kode HS6 Digit, 2020—2021

Provinsi Asal	Kode HS 6	Deskripsi HS 6 Digit	Berat Bersih (Kg)		Nilai FOB (US$)	
			2020	2021	2020	2021
(1)	(2)	(3)	(4)	(5)	(6)	(7)
Bali						
	950651	Lawn-tennis Racquets; Whether Or Not Strung	2		68	
	950659	Tennis, Badminton And Similar Racquets; Whether Or Not Strung		5		35
	950661	Lawn-tennis Balls	2		11	
	950662	Balls; Inflatable		601		6.743
	950669	Balls; (other Than Inflatable Or For Lawn-tennis, Golf Or Table-tennis)	22	111	500	1.196
	950670	Skates; Ice And Roller, Including Skating Boots With Skates Attached	9	59	195	1.518
	950691	Athletics And Gymnastics Equipment	1.564	2.433	54.590	138.565
	950699	Equipment For Outdoor Games And Recreation N.e.c. In Heading No. 9506	1.369	1.547	10.548	64.980
	950720	Fish-hooks; Whether Or Not Snelled	80	51	2.383	3.037
	950730	Fishing Reels	89	32	1.954	821
	950790	Fishing Tackle N.e.c., Butterfly Nets, Decoy Birds (other Than Those Of Headir	1.072	468	13.490	6.571
	960110	Ivory And Articles Thereof; Worked	11.775	1.648	276.862	36.017
	960190	Bone, Tortoise Shell, Horn, Antlers, Coral, Mother-of-pearl And Other Animal	199.653	152.676	1.267.152	1.432.224
	960200	Vegetable, Mineral Carving Material And Articles Of These Materials, Moulde	8.366	8.876	47.729	52.194
	960310	Brooms And Brushes; Consisting Of Twigs Or Other Vegetable Materials Boun	3.494	2.986	8.661	8.916
	960321	Brushes; Toothbrushes	1.420	128	5.604	285
	960329	Brushes; Shaving, Hair, Nail, Eyelash And Other Toilet Brushes For Use On The	149	791	743	25.921
	960330	Brushes; Artists' Brushes, Writing Brushes And Similar Brushes For The Application Of Cosmetic		5		191
	960340	Brushes; Paint, Distemper, Varnish Or Similar Brushes (not Those Of Item No.	2	2	2.999	165
	960390	Brooms, Brushes, Mops, Feather Dusters, Squeegees, Hand Operated Mecha	95	122	404	644
	960400	Hand Sieves And Hand Riddles	895	644	12.900	3.609
	960500	Travel Sets; For Personal Toilet, Sewing, Shoe Or Clothes Cleaning	56	13	558	238
	960610	Press-fasteners, Snap-fasteners, Press-studs And Parts Therefor	275	66	2.070	1.674
	960621	Buttons; Of Plastics, Not Covered With Textile Material		9		2.725
	960629	Buttons; Of Other Than Base Metal Or Plastics, Not Covered With Textile Mat	312	11	1.571	164
	960630	Button Moulds And Other Parts Of Buttons; Button Blanks	5	30	2.037	216
	960711	Slide Fasteners; Fitted With Chain Scoops Of Base Metal		12		92
	960719	Slide Fasteners; Other Than Those Fitted With Chain Scoops Of Base Metal	601	469	7.801	9.588
	960720	Slide Fasteners; Parts	12	50	97	154
	960810	Pens; Ball Point	152	113	1.860	1.429
	960830	Pens; Fountain, Stylograph And Other Pens	1	2	494	49
	960840	Pencils; Propelling Or Sliding		181		2.709
	960910	Pencils And Crayons; With Leads Encased In Rigid Sheath	302	10	26.606	30
	960920	Pencil Leads; Black Or Coloured	4		132	
	961100	Stamps; Date, Numbering, Sealing Stamps And The Like (including Devices Fo	0	0	8	2
	961210	Ribbons; For Typewriters And The Like, Inked Or Otherwise Prepared, For Giv	25	0	361	257
	961310	Lighters; Pocket, Cigarette, Gas Fuelled, Non-refillable	2		20	
	961320	Lighters; Pocket, Cigarette, Gas Fuelled, Refillable	1		5	
	961390	Lighters; Parts For Cigarette Lighters And Other Lighters, Whether Or Not Me	0		29	
	961400	Smoking Pipes (including Pipe Bowls) And Cigar Or Cigarette Holders, And Par	32	42	2.000	700
	961511	Combs, Hair Slides And The Like; Of Hard Rubber Or Plastics	1.322	693	4.908	3.245
	961519	Combs, Hair Slides And The Like; Of Other Than Hard Rubber Or Plastics	1.037	875	19.010	24.982
	961590	Hairpins, Curling Pins, Curling Grips, Hair Curlers And The Like (not Those Of H	3.153	792	24.091	11.216
	961620	Powder Puffs And Pads; For The Application Of Cosmetics Or Toilet Preparati	17	300	191	3.189
	961700	Vacuum Flasks And Other Vacuum Vessels, Complete With Cases; Parts There	3		97	
	961800	Tailors' Dummies And Other Lay Figures; Automata And Other Animated Disp	682	6	20.636	98
	961900	Sanitary Towels (pads) And Tampons, Napkins And Napkin Liners For Babies A	2.036	1.486	5.213	6.859
	962000	Monopods, Bipods, Tripods And Similar Articles	1.762	1.175	3.393	2.171
	970400	Stamps, Postage Or Revenue; Stamp-postmarks, First-day Covers, Postal Stati	89		2.688	
	999910	Postal packages n.c.a.k	194.772	96.175	13.927.121	1.986.838
	030510	Fish; Flours, Meals And Pellets, Fit For Human Consumption	90		739	
	040310	Dairy Produce; Yoghurt, Whether Or Not Concentrated Or Containing Added Sugar Or Other Sv		2.805		15.340
	041000	Animal Products; Edible, N.e.c. In This Or Other Chapters	52	104	912	3.284
	080290	Nuts, Edible; N.e.c. In Heading No. 0801 And 0802, Fresh Or Dried, Whether (	200	365	1.928	2.389
	284440	Radioactive Elements, Isotopes, Compounds, N.e.c. In Heading No. 2844 Alloys, Dispersions (in		1		1
	300220	Vaccines; For Human Medicine	6	1	250	25
	300230	Vaccines; For Veterinary Medicine	78	216	1.621	9.155
	340211	Organic Surface-active Agents; Anionic (other Than Soap), Whether Or Not Pu	22	861	561	12.458
	340220	Washing And Cleaning Preparations; Surface-active, Whether Or Not Contain	5.246	2	6.045	58
	300620	Pharmaceutical Goods; Blood-grouping Reagents		1		1

https://www.bps.go.id

Tabel 2. Ekspor Provinsi Asal Barang Dirinci Menurut Kode HS6 Digit, 2020—2021

Provinsi Asal	Kode HS 6	Deskripsi HS 6 Digit	Berat Bersih (Kg)		Nilai FOB (US$)	
			2020	2021	2020	2021
(1)	(2)	(3)	(4)	(5)	(6)	(7)
Bali						
	382200	Reagents; Diagnostic Or Laboratory Reagents On A Backing And Prepared Dia	7		2.552	
	390720	Polyethers; In Primary Forms, Excluding Polyacetals		16		3.720
	441294	Blockboard, Laminboard And Battenboard (not Bamboo, And Other Than Ply	16.659	200	42.068	700
	441400	Wooden Frames; For Paintings, Photographs, Mirrors Or Similar Objects	145.903	133.323	447.288	487.167
	441810	Wood; Windows, French-windows And Their Frames	32.279	12.426	348.150	86.703
	441820	Wood; Doors And Their Frames And Thresholds	171.210	169.610	884.230	813.452
	441860	Wood; Posts And Beams	2.849	1.755	9.654	4.445
	442010	Wood; Statuettes And Other Ornaments Of Wood	6.162.257	6.699.150	26.878.621	30.455.814
	490591	Maps And Hydrographic Or Similar Charts; Printed In Book Form, Including At	2		2	
	490599	Maps And Hydrographic Or Similar Charts; (printed Other Than In Book Form	25		2.571	
	550110	Fibres; Synthetic Filament Tow, Of Nylon Or Other Polyamides	2.309	8	12.206	113
	570320	Carpets And Other Textile Floor Coverings; Tufted, Of Nylon Or Other Polyam	737	520	11.246	2.431
	570330	Carpets And Other Textile Floor Coverings; Tufted, Of Man-made Textile Mat	134		1.807	
	580219	Fabrics; Terry Towelling And Similar Woven Terry Fabrics, Of Cotton, Bleache	3.256	1.895	50.524	26.462
	620111	Coats; Men's Or Boys', Overcoats, Raincoats, Car-coats, Capes, Cloaks And Similar Articles, Of \		2		10
	620191	Anoraks (including Ski-jackets), Wind-cheaters, Wind-jackets And Similar Arti	110		4.227	
	620112	Coats; Men's Or Boys', Overcoats, Raincoats, Car-coats, Capes, Cloaks And Sir	724	377	4.417	2.248
	620113	Coats; Men's Or Boys', Overcoats, Raincoats, Car-coats, Capes, Cloaks And Sir	7.267	3.325	93.629	61.257
	620193	Anoraks (including Ski-jackets), Wind-cheaters, Wind-jackets And Similar Arti	20	169	4.828	13.256
	620119	Coats; Men's Or Boys', Overcoats, Raincoats, Car-coats, Capes, Cloaks And Sir	9.110	9.438	131.086	130.830
	620211	Coats; Women's Or Girls', Overcoats, Raincoats, Car-coats, Capes, Cloaks And	71	7	985	283
	620291	Anoraks (including Ski-jackets), Wind-cheaters, Wind-jackets And Similar Articles; Women's Or		1		14
	620212	Coats; Women's Or Girls', Overcoats, Raincoats, Car-coats, Capes, Cloaks And	330	2.206	3.396	30.744
	620292	Anoraks (including Ski-jackets), Wind-cheaters, Wind-jackets And Similar Arti	13.800	4.444	180.861	87.558
	620213	Coats; Women's Or Girls', Overcoats, Raincoats, Car-coats, Capes, Cloaks And	7.299	464	116.269	11.907
	620293	Anoraks (including Ski-jackets), Wind-cheaters, Wind-jackets And Similar Arti	444	421	6.021	12.873
	620219	Coats; Women's Or Girls', Overcoats, Raincoats, Car-coats, Capes, Cloaks And	15.679	7.516	446.264	160.911
	681510	Stone Articles And Articles Of Other Mineral Substances; Non-electrical Articl	112.013	76.001	74.944	138.469
	701940	Glass Fibres; Woven Fabrics Of Rovings		80		42
	710490	Stones; Precious Or Semi-precious, Synthetic Or Reconstructed, (not Piezo-el	11	10	175	702
	741910	Copper; Chain And Parts Thereof	157	167	2.285	4.418
	741991	Copper; Cast, Moulded, Stamped Or Forged, But Not Further Worked	166	1.166	4.449	11.252
	741999	Copper; Articles N.e.c. In Heading No. 7419	40	1.262	11.526	39.049
	841931	Dryers; For Agricultural Products, Not Used For Domestic Purposes		514		5.936
	851712	Telephones For Cellular Networks Or For Other Wireless Networks	149	8	29.027	2.339
	851770	Telephone Sets And Other Apparatus For The Transmission Or Reception Of \	355		13.028	
	852580	Television Cameras, Digital Cameras And Video Camera Recorders	49	211	4.602	7.855
	853950	Lamps; Light-emitting Diode (led) Lamps	600	11	10.528	63
	880310	Aircraft And Spacecraft; Propellers And Rotors And Parts Thereof	332	273	16.150	14.000
	880330	Aircraft And Spacecraft; Parts Of Aeroplanes Or Helicopters N.e.c. In Heading	303	997	36.710	69.348
	890310	Yachts And Other Vessels; For Pleasure Or Sports, Rowing Boats And Canoes,	23.671	14.519	123.001	67.212
	890392	Motorboats; (other Than Outboard Motorboats), For Pleasure Or Sports, Oth	3.486		10.000	
	940540	Lamps And Light Fittings; Electric, N.e.c. In Heading No. 9405	610	416	15.273	18.718
	940140	Seats; Convertible Into Beds, Other Than Garden Seats Or Camping Equipment		59		762
	940190	Seat; Parts	11.800	9.317	48.009	37.376
	940390	Furniture; Parts	7.494	8.748	62.174	64.976
	940510	Chandeliers And Other Electric Ceiling Or Wall Light Fittings; Excluding Those	15.961	5.545	114.271	57.576
	940520	Lamps, Electric; Floor-standing Or For Table, Desk Or Bedside	5.061	8.791	53.246	311.902
	940530	Lighting Sets; Of A Kind Used For Christmas Trees	18		10	
	940560	Illuminated Signs, Name Plates And The Like	192	89	5.830	834
	950890	Roundabouts, Swings, Shooting Galleries, Other Fairground Amusements; Tra	46		131	
	970110	Paintings, Drawings And Pastels; Executed Entirely By Hand, Other Than Drav	100.360	45.442	851.065	574.967
	970190	Artwork; Collages And Similar Decorative Plaques	59.908	140.408	860.583	1.118.182
	970300	Sculptures And Statuary; Original, In Any Material	347.330	307.992	417.366	353.213
	701939	Glass Fibres; Webs, Mattresses, Boards And Similar Non-woven Products Excl	60		2.580	
Total Bali			**67.330.909**	**65.719.686**	**456.172.955**	**508.167.138**

https://www.bps.go.id

Tabel 2. Ekspor Provinsi Asal Barang Dirinci Menurut Kode HS6 Digit, 2020—2021

Provinsi Asal	Kode HS 6	Deskripsi HS 6 Digit	Berat Bersih (Kg)		Nilai FOB (US$)	
			2020	2021	2020	2021
(1)	(2)	(3)	(4)	(5)	(6)	(7)
Nusa Tenggara Barat						
	030224	Fish; Fresh Or Chilled, Turbots (psetta Maxima, Scophthalmidae), Excluding Fi	4		56	
	030242	Fish; Fresh Or Chilled, Anchovies (engraulis Spp.), Excluding Fillets, Fish Meat	6		63	
	030243	Fish; Fresh Or Chilled, Sardines (sardina Pilchardus, Sardinops Spp.), Sardinell	39	32	378	288
	030249	Fish; Fresh Or Chilled, N.e.c. In Item No. 0302.4, Excluding Fillets, Fish Meat C	27		435	
	030289	Fish; Fresh Or Chilled, N.e.c. In Heading 0302, Excluding Fillets, Fish Meat Of (	1.744	7.942	8.889	17.489
	030349	Fish; Frozen, Tuna, N.e.c. In Item No. 0303.4, Excluding Fillets, Fish Meat Of 0	74	17	1.085	253
	030353	Fish; Frozen, Sardines (sardina Pilchardus, Sardinops Spp.), Sardinella (sardine	24	76	201	608
	030356	Fish; Frozen, Cobia (rachycentron Canadum), Excluding Fillets, Fish Meat Of 0	19	3	362	39
	030359	Fish; Frozen, N.e.c. In Item No. 0303.5, Excluding Fillets, Fish Meat Of 0304, A	36		323	
	030389	Fish; Frozen, N.e.c. In Heading 0303, Excluding Fillets, Fish Meat Of 0304, Anc	167	25	2.392	400
	030489	Fish Fillets; Frozen, Of Fish N.e.c. In Heading 0304.8	15		188	
	030520	Fish; Livers, Roes And Milt Of Fish, Dried, Smoked, Salted Or In Brine	3	2	1.406	114
	030539	Fish Fillets; Dried, Salted Or In Brine, But Not Smoked, N.e.c. In Item No. 0305	17	0	170	20
	030549	Fish; Smoked, Whether Or Not Cooked Before Or During Smoking, N.e.c. In It	1		41	
	030611	Crustaceans; Frozen, Rock Lobsters And Other Sea Crawfish (palinurus Spp., F	87	100	355	367
	030617	Crustaceans; Frozen, Shrimps And Prawns, Excluding Cold-water Varieties, In	3.203.656	2.603.323	27.379.539	22.506.485
	030631	Crustaceans; Live, Fresh Or Chilled, Rock Lobsters And Other Sea Crawfish (pa	231		2.564	
	030636	Crustaceans; Live, Fresh Or Chilled, Shrimps And Prawns Excluding Cold-wate	151	1.225	29.168	99.313
	030695	Crustaceans; Shrimps And Prawns, Smoked, Cooked Or Not, Whether In Shell	1		346	
	030721	Molluscs; Scallops, Whether In Shell Or Not, Including Queen Scallops, Of The	500		825	
	030742	Molluscs; Cuttle Fish And Squid, Whether In Shell Or Not, Live, Fresh Or Chille	35		450	
	030743	Molluscs; Cuttle Fish And Squid, Whether In Shell Or Not, Includes Flours, Me	13	27	194	405
	030751	Molluscs; Octopus (octopus Spp.), Live, Fresh Or Chilled	18		254	
	030752	Molluscs; Octopus (octopus Spp.), Frozen	12		182	
	030771	Molluscs; Clams, Cockles And Ark Shells (families Arcidae, Arcticidae, Cardiida	231		866	
	030772	Molluscs; Clams, Cockles, Ark Shells (arcidae, Arcticidae, Cardiidae, Donacida	87		2.029	
	030821	Aquatic Invertebrates; Sea Urchins (strongylocentrotus Spp., Paracentrotus Li	1	1	84	55
	030829	Aquatic Invertebrates; Sea Urchins (strongylocentrotus Spp., Paracentrotus Li	0		0	
	030830	Aquatic Invertebrates; Jellyfish (rhopilema Spp.), Live, Fresh, Chilled, Frozen,	673.900	234.800	755.800	281.172
	030890	Aquatic Invertebrates; Other Than Crustaceans, Molluscs, Sea Urchins, Sea Cu	6.722		89.197	
	040900	Honey; Natural		9		138
	050800	Animal Products; Coral And Similar Materials, Shells Of Molluscs, Crustaceans	50	34.390	2.214	87.382
	051191	Animal Products; Of Fish Or Crustaceans, Molluscs Or Other Aquatic Inverteb	2	1	344	50
	060290	Plants, Live; N.e.c. In Heading No. 0602		2		49
	070310	Vegetables, Alliaceous; Onions And Shallots, Fresh Or Chilled		55.600		85.590
	070930	Vegetables; Aubergines, (e.g. Plants), Fresh Or Chilled	2		1	
	070959	Vegetables; Truffles And Mushrooms (other Than Of The Genus Agaricus), Fre	1		0	
	070960	Vegetables; Fruits Of The Genus Capsicum Or Of The Genus Pimenta, Fresh O	1		1	
	080119	Nuts, Edible; Coconuts, Fresh Or Dried, Other Than Desiccated Or In The Inne	25.000		7.000	
	080131	Nuts, Edible; Cashew Nuts, Fresh Or Dried, In Shell	1.974.583	4.513.966	2.936.282	6.526.135
	080450	Fruit, Edible; Guavas, Mangoes And Mangosteens, Fresh Or Dried	2.973	3.500	4.897	29.890
	080510	Fruit, Edible; Oranges, Fresh Or Dried	357		3.472	
	080550	Fruit, Edible; Lemons (citrus Limon, Citrus Limonum), Limes (citrus Aurantifoli	1		1	
	080620	Fruit, Edible; Grapes, Dried	1.185		543	
	081090	Fruit, Edible; Fruits N.e.c. In Heading No. 0801 To 0810, Fresh		50.563		25.207
	081340	Fruit, Edible; Fruit N.e.c. In Heading No. 0812, Dried		49.560		25.197
	090111	Coffee; Not Roasted Or Decaffeinated	10.240	19.052	37.383	69.572
	090121	Coffee; Roasted, Not Decaffeinated		12		150
	090411	Spices; Pepper (of The Genus Piper), Neither Crushed Nor Ground		14.000		97.488
	090421	Spices; Fruits Of The Genus Capsicum Or Pimenta, Dried, Neither Crushed Nor Ground		25		331
	090510	Spices; Vanilla, Neither Crushed Nor Ground	1.370	2.456	206.060	315.247
	090821	Spices; Mace, Neither Crushed Nor Ground		5.500		119.766
	091030	Spices; Turmeric (curcuma)		33		77
	091099	Spices; N.e.c. In Heading No. 0910		10		49
	100590	Cereals; Maize (corn), Other Than Seed	12.700.000		3.022.100	
	100790	Cereals; Grain Sorghum, Other Than Seed		6		47

https://www.bps.go.id

Tabel 2. Ekspor Provinsi Asal Barang Dirinci Menurut Kode HS6 Digit, 2020—2021

Provinsi Asal	Kode HS 6	Deskripsi HS 6 Digit	Berat Bersih (Kg)		Nilai FOB (US$)	
			2020	2021	2020	2021
(1)	(2)	(3)	(4)	(5)	(6)	(7)
Nusa Tenggara Barat						
	110290	Cereal Flours; Other Than Wheat, Meslin, And Maize (corn)		5		39
	121190	Plants And Parts (including Seeds And Fruits) N.e.c. In Heading No. 1211, Of A	70.100		21.175	
	121221	Seaweeds And Other Algae; Fit For Human Consumption, Fresh, Chilled, Froz	0	26.010	26	17.026
	121229	Seaweeds And Other Algae; Not Fit For Human Consumption, Fresh, Chilled,	2.329.288	1.946.831	703.769	799.050
	140110	Bamboo Used Primarily For Plaiting		8.990		4.495
	140190	Vegetable Materials Of A Kind Used Primarily For Plaiting; N.e.c. In Heading N	20		0	
	160242	Meat Preparations; Of Swine, Shoulders And Cuts Thereof, Prepared Or Preserved (excluding H		3		22
	160414	Fish Preparations; Tunas, Skipjack And Atlantic Bonito (sarda Spp.), Prepared	34	4	383	56
	160415	Fish Preparations; Mackerel, Prepared Or Preserved, Whole Or In Pieces (but	160	2.220	430	4.673
	160510	Crustacean Preparations; Crab, Prepared Or Preserved	11		568	
	160521	Crustacean Preparations; Shrimps And Prawns, Prepared Or Preserved, Not I	1.114.096	641.433	11.347.245	6.423.145
	160554	Mollusc Preparations; Cuttle Fish And Squid, Prepared Or Preserved	0		15	
	170199	Sugars; Sucrose, Chemically Pure, In Solid Form, Not Containing Added Flavouring Or Colouring		48		360
	170290	Sugars; N.e.c. In Heading No. 1702, Including Invert Sugar And Other Sugar A	200	108	1.104	636
	180100	Cocoa Beans; Whole Or Broken, Raw Or Roasted		3		9
	190230	Food Preparations; Pasta (excluding Stuffed), Cooked Or Otherwise Prepared		300		901
	190490	Food Preparations; Cereal Or Cereal Products (excluding Maize), In Grain Form, Pre-cooked Or		1		10
	190590	Food Preparations; Bakers' Wares N.e.c. In Heading No. 1605, Whether Or Not Containing Coc		406		3.610
	200600	Vegetables, Fruit, Nuts, Fruit-peel And Other Parts Of Plants, Preserved By Su	50		100	
	210120	Extracts, Essences And Concentrates; Of Tea Or Mate, And Preparations With A Basis Of These		33		240
	210390	Sauces And Preparations Therefor; Mixed Condiments And Mixed Seasonings		48		539
	210690	Food Preparations; N.e.c. In Item No. 2106.10		1		221
	220210	Waters; Including Mineral And Aerated, Containing Added Sugar Or Other Sweetening Matter		3.352		1.464
	220299	Non-alcoholic Beverages; Other Than Non-alcoholic Beer, N.e.c. In Item No. 2202.10, Not Inclu		825		768
	240120	Tobacco; Partly Or Wholly Stemmed Or Stripped	137.160	464.400	318.924	894.510
	240290	Cigars, Cigarillos And Cheroots; Containing Tobacco Substitutes Including The	1		29	
	251310	Pumice Stone, Whether Or Not Heat Treated	49.239.036	55.298.744	2.707.805	3.570.784
	260300	Copper Ores And Concentrates	374.506.095	506.979.041	587.692.386	1.089.519.398
	271099	Waste Oils; Of Petroleum Or Obtained From Bituminous Minerals, Not Crude And Preparations		120		150
	282720	Chlorides; Of Calcium	9.600	26.175	15.840	49.080
	330499	Cosmetic And Toilet Preparations; N.e.c. In Heading No. 3304, For The Care Of The Skin (exclu		1		12
	330590	Hair Preparations; N.e.c. In Heading No. 3305		3		9
	340111	Soap And Organic Surface-active Products; In The Form Of Bars, Cakes, Moul	212		522	
	382499	Chemical Products, Mixtures And Preparations; N.e.c. Heading 3824	4.250		425	
	392690	Plastics; Other Articles N.e.c. In Chapter 39	25		320	
	420211	Cases And Containers; Trunks, Suit-cases, Vanity-cases, Executive-cases, Brief	24		551	
	420231	Cases And Containers; Of A Kind Normally Carried In The Pocket Or In The Handbag, With Oute		111		1.000
	440139	Wood; For Fuel, Sawdust And Wood Waste And Scrap, Agglomerated In Logs,	11.450		5.451	
	440290	Wood; Charcoal Of Wood Other Than Bamboo (including Shell Or Nut Charcoal), Whether Or N		30		399
	442191	Wood; Of Bamboo, Articles N.e.c. In Heading No. 4414 To 4420 (excluding Clothes Hangers)		4		53
	460193	Plaiting Materials, Plaits And Similar Products Of Plaiting Materials; (not Mats, Matting Or Scre		30		341
	460199	Plaiting Materials, Plaits And Similar Products Of Plaiting Materials; Products	1.620		1.118	
	460211	Basketwork, Wickerwork And Other Articles; Of Bamboo, Made Directly To Sh	1.403		2.759	
	460212	Basketwork, Wickerwork And Other Articles; Of Rattan, Made Directly To Sha	275	10.748	3.929	79.392
	460219	Basketwork, Wickerwork And Other Articles; Of Vegetable Materials (not Ban	7.461	8.937	11.023	16.363
	460290	Basketwork, Wickerwork And Other Articles; Of Non-vegetable Materials, Ma	135	160	666	553
	482010	Paper And Paperboard; Registers, Account Books, Note Books, Order Books, Receipt Books, Let		20		10
	490110	Printed Matter; In Single Sheets, Whether Or Not Folded	2		15	
	490700	Unused Postage, Revenue Or Similar Stamps Of Current Or New Issue In The	3		13	
	530500	Coconut, Abaca (manila Hemp Or Musa Textilis Nee), Ramie And Other Vegetable Textile Fibre		145.678		17.432
	540794	Fabrics, Woven; Of Synthetic Filament Yarn, Printed, N.e.c. In Heading No. 54	1		10	
	570110	Carpets And Other Textile Floor Coverings; Knotted, Of Wool Or Fine Animal Hair, Whether Or		20		20
	610462	Trousers, Bib And Brace Overalls, Breeches And Shorts; Women's Or Girls', Of	17		210	
	610610	Blouses, Shirts And Shirt-blouses; Women's Or Girls', Of Cotton, Knitted Or Cr	304		2.382	
	610990	T-shirts, Singlets And Other Vests; Of Textile Materials (other Than Cotton), Knitted Or Crochet		1		6
	611020	Jerseys, Pullovers, Cardigans, Waistcoats And Similar Articles; Of Cotton, Knit	153		2.215	

https://www.bps.go.id

Tabel 2. Ekspor Provinsi Asal Barang Dirinci Menurut Kode HS6 Digit, 2020—2021

Provinsi Asal	Kode HS 6	Deskripsi HS 6 Digit	Berat Bersih (Kg)		Nilai FOB (US$)	
			2020	2021	2020	2021
(1)	(2)	(3)	(4)	(5)	(6)	(7)
Nusa Tenggara Barat						
	611529	Hosiery; Panty Hose And Tights (other Than Graduated Compression Hosiery)	0		50	
	620349	Trousers, Bib And Brace Overalls, Breeches And Shorts; Men's Or Boys', Of Textile Materials (ot		0		7
	620690	Blouses, Shirts And Shirt-blouses; Women's Or Girls', Of Textile Materials N.e	2		90	
	621132	Track Suits And Other Garments N.e.c.; Men's Or Boys', Of Cotton (not Knitted Or Crocheted)		30		25
	630190	Blankets And Travelling Rugs; N.e.c. In Heading No. 6301		7		140
	630790	Textiles; Made Up Articles (including Dress Patterns), N.e.c. In Chapter 63, N.	1.447	1	9.782	6
	630900	Clothing; Worn, And Other Worn Articles	2.380		2.096	
	680229	Stone; Monumental Or Building Stone, N.e.c. In Item No. 6802.2, Articles The	1		436	
	680299	Stone; Natural (excluding Marble, Travertine, Alabaster, Other Calcareous Stone Or Granite), N		3.080		1.722
	681599	Stone Articles And Articles Of Other Mineral Substances; N.e.c. Or Included Ir	1		51	
	691490	Ceramic Articles N.e.c. In Chapter 69; Other Than Of Porcelain Or China	65	4.298	269	10.643
	701328	Stemware Drinking Glasses, Other Than Of Lead Crystal Or Glass-ceramics		12		104
	710121	Pearls; Cultured, Unworked, Whether Or Not Graded (but Not Strung, Mount	828	1.007	5.674.090	8.673.480
	711311	Jewellery; Of Silver, Whether Or Not Plated Or Clad With Other Precious Met	22		3.172	
	711319	Jewellery; Of Precious Metal (excluding Silver) Whether Or Not Plated Or Clac	13	0	15.829	175
	711320	Jewellery; Of Base Metal Clad With Precious Metal, And Parts Thereof	2		70	
	711610	Pearls; Articles Of Natural Or Cultured Pearls		0		207
	711620	Stones; Precious Or Semi-precious Stones (natural, Synthetic Or Reconstructe	3		8.430	
	711719	Jewellery; Imitation, (excluding Cuff Links And Studs), Of Base Metal, Whethe	12		7.610	
	732690	Iron Or Steel; Articles N.e.c. In Heading 7326	2		14	
	830629	Statuettes And Other Ornaments; Of Base Metal Other Than Plated With Pre	275		3.031	
	847329	Machinery; Parts And Accessories Of The Machines Of Item No. 8470.30. 847	5		1.370	
	851830	Headphones And Earphones, Whether Or Not Combined With A Microphone	0		35	
	851981	Sound Recording Or Reproducing Apparatus; Using Magnetic, Optical Or Sem	0		35	
	853810	Electrical Apparatus; Parts (e.g. Boards, Panels, Consoles, Desks, Cabinets, Ot	0		35	
	854442	Insulated Electric Conductors; For A Voltage Not Exceeding 1000 Volts, Fitted	1		50	
	902000	Breathing Appliances And Gas Masks; Excluding Protective Masks Having Neit	534		95.845	
	902519	Thermometers And Pyrometers; (other Than Liquid Filled, For Direct Reading	3		100	
	902580	Hydrometers And Similar Floating Instruments, Barometers, Hygrometers, Psychrometers, The		0		0
	940153	Seats; Of Rattan	38		909	
	940169	Seats; With Wooden Frames, Not Upholstered, (excluding Medical, Surgical, I	1.900		911	
	940360	Furniture; Wooden, Other Than For Office, Kitchen Or Bedroom Use		65		313
	940383	Furniture; Of Rattan	111		1.805	
	940389	Furniture; Of Cane, Osier, Or Similar Materials (other Than Bamboo Or Rattan)		1.260		16.800
	940490	Bedding And Similar Furnishing Articles; N.e.c. In Heading No. 9404 (e.g. Quilt	0		26	
	950669	Balls; (other Than Inflatable Or For Lawn-tennis, Golf Or Table-tennis)	1		151	
	950720	Fish-hooks; Whether Or Not Snelled		1		20
	960190	Bone, Tortoise Shell, Horn, Antlers, Coral, Mother-of-pearl And Other Animal Carving Material		15		3.128
	999910	Postal packages n.c.a.k	7.490	3.797	296.572	57.169
	382200	Reagents; Diagnostic Or Laboratory Reagents On A Backing And Prepared Dia	4		459	
	442010	Wood; Statuettes And Other Ornaments Of Wood	5.554		28.273	
	851712	Telephones For Cellular Networks Or For Other Wireless Networks	1		100	
	852580	Television Cameras, Digital Cameras And Video Camera Recorders	1		498	
	940190	Seat; Parts		200		200
	970190	Artwork; Collages And Similar Decorative Plaques	23		609	
Total Nusa Tenggara Barat			**446.057.487**	**573.174.870**	**643.492.350**	**1.140.460.284**

http://www.bps.go.id

Tabel 2. Ekspor Provinsi Asal Barang Dirinci Menurut Kode HS6 Digit, 2020—2021

Provinsi Asal	Kode HS 6	Deskripsi HS 6 Digit	Berat Bersih (Kg)		Nilai FOB (US$)	
			2020	2021	2020	2021
(1)	(2)	(3)	(4)	(5)	(6)	(7)
Nusa Tenggara Timur						
	010511	Poultry; Live, Fowls Of The Species Gallus Domesticus, Weighing Not More Th	18.525	14.970	230.003	194.516
	010594	Poultry; Live, Fowls Of The Species Gallus Domesticus, Weighing More Than 185g		66		3.630
	021019	Meat; Salted In Brine, Dried Or Smoked, Of Swine, N.e.c. In Item No. 0210.1	462		110	
	030199	Fish; Live, N.e.c. In Heading 0301	2.170	1.080	69.620	33.060
	030249	Fish; Fresh Or Chilled, N.e.c. In Item No. 0302.4, Excluding Fillets, Fish Meat C	39	274	203	1.444
	030289	Fish; Fresh Or Chilled, N.e.c. In Heading 0302, Excluding Fillets, Fish Meat Of (	76.311	88.950	277.624	361.898
	030324	Fish; Frozen, Catfish (pangasius Spp., Silurus Spp., Clarias Spp., Ictalurus Spp.), Excluding Fillets		2.000		1.150
	030342	Fish; Frozen, Yellowfin Tunas (thunnus Albacares), Excluding Fillets, Fish Mea	1.000		750	
	030343	Fish; Frozen, Skipjack Or Stripe-bellied Bonito, Excluding Fillets, Fish Meat Of	101.100	104.000	129.200	146.141
	030359	Fish; Frozen, N.e.c. In Item No. 0303.5, Excluding Fillets, Fish Meat Of 0304, And Edible Fish Of		2.347		4.077
	030389	Fish; Frozen, N.e.c. In Heading 0303, Excluding Fillets, Fish Meat Of 0304, Anc	105.415	90.579	278.175	292.860
	030449	Fish Fillets; Fresh Or Chilled, Other Than Fish Of Heading 0304.4	513	4.920	1.820	17.156
	030459	Fish Meat; Excluding Fillets, Whether Or Not Minced; Fresh Or Chilled, Of Fish N.e.c. In Item Nc		12.605		43.910
	030487	Fish Fillets; Frozen, Tunas (of The Genus Thunnus), Skipjack Or Stripe-bellied	93.988	49.822	948.231	445.049
	030489	Fish Fillets; Frozen, Of Fish N.e.c. In Heading 0304.8	8.795	20.076	67.013	70.031
	030539	Fish Fillets; Dried, Salted Or In Brine, But Not Smoked, N.e.c. In Item No. 0305	89.054	21.120	307.115	75.298
	030549	Fish; Smoked, Whether Or Not Cooked Before Or During Smoking, N.e.c. In It	179		302	
	030559	Fish; Dried, Whether Or Not Salted But Not Smoked, Other Than Edible Fish C	228.695	220.772	51.515	69.511
	030569	Fish; Salted Or In Brine, Not Dried Or Smoked, Other Than Edible Fish Offal, N	16.400	51.820	2.951	9.560
	030611	Crustaceans; Frozen, Rock Lobsters And Other Sea Crawfish (palinurus Spp., Panulirus Spp., Jas		5.990		51.020
	030617	Crustaceans; Frozen, Shrimps And Prawns, Excluding Cold-water Varieties, In Shell Or Not, Smc		7.000		71.921
	030743	Molluscs; Cuttle Fish And Squid, Whether In Shell Or Not, Includes Flours, Me	2.666	28.571	15.998	173.373
	040110	Dairy Produce; Milk And Cream, Not Concentrated, Not Containing Added Su	1.795	2.907	1.559	1.613
	040120	Dairy Produce; Milk And Cream, Not Concentrated, Not Containing Added Su	1.002	40	353	95
	040140	Dairy Produce; Milk And Cream, Not Concentrated, Not Containing Added Su	11.971	10.071	7.459	7.593
	040150	Dairy Produce; Milk And Cream, Not Concentrated, Not Containing Added Su	1.154	18	1.080	60
	040210	Dairy Produce; Milk And Cream, Concentrated Or Containing Added Sugar Or	287.844	234.732	1.192.849	971.835
	040221	Dairy Produce; Milk And Cream, Concentrated, Not Containing Added Sugar (	42.937	14.505	22.404	51.578
	040299	Dairy Produce; Milk And Cream, Containing Added Sugar Or Other Sweetenin	12	2.415	8	850
	040390	Dairy Produce; Buttermilk, Curdled Milk Or Cream, Kephir, Fermented Or Acic	9.981	9.538	14.012	6.155
	040410	Dairy Produce; Whey, Whether Or Not Concentrated Or Containing Added Su	50	45	10	86
	040510	Dairy Produce; Derived From Milk, Butter	30.154	23.578	5.828	8.305
	040590	Dairy Produce; Fats And Oils Derived From Milk (other Than Butter Or Dairy Spreads)		132		132
	040620	Dairy Produce; Cheese Of All Kinds, Grated Or Powdered	379	215	224	189
	040630	Dairy Produce; Cheese, Processed (not Grated Or Powdered)	10	1.055	10	4.070
	040690	Dairy Produce; Cheese (not Grated, Powdered Or Processed), N.e.c. In Headi	255	175	256	715
	040790	Birds' Eggs, In Shell; Preserved Or Cooked		160		504
	050800	Animal Products; Coral And Similar Materials, Shells Of Molluscs, Crustaceans, Echinoderms, C		66.440		61.512
	060290	Plants, Live; N.e.c. In Heading No. 0602		175		350
	060311	Flowers, Cut; Roses, Flowers And Buds Of A Kind Suitable For Bouquets Or Or	65	1.000	86	8.790
	060314	Flowers, Cut; Chrysanthemums, Flowers And Buds Of A Kind Suitable For Bou	142	341	269	3.671
	060315	Flowers, Cut; Lilies (lilium Spp.), Flowers And Flower Buds Of A Kind Suitable I	1		1	
	070310	Vegetables, Alliaceous; Onions And Shallots, Fresh Or Chilled	1.686	5	298	5
	070320	Vegetables, Alliaceous; Garlic, Fresh Or Chilled	1.080		270	
	070390	Vegetables, Alliaceous; Leeks And Other Kinds N.e.c. In Heading No. 0703, Fr	2.000		250	
	070820	Vegetables, Leguminous; Beans (vigna Spp., Phaseolus Spp.), Shelled Or Unsh	56.670	75.880	7.020	17.510
	070890	Vegetables, Leguminous; (other Than Peas And Beans), Shelled Or Unshelled,	50		80	
	070999	Vegetables; Edible, N.e.c. In Chapter 07, Fresh Or Chilled	454		110	
	071190	Vegetables And Mixed Vegetables; N.e.c. In Heading No. 0711, Provisionally Preserved But Uns		10		7
	071239	Vegetables; Mushrooms, Other Than The Genus Agaricus And Truffles, Whole	1.106		279	
	071290	Vegetables; Mixtures Of Vegetables N.e.c. In Heading No. 0712, Whole, Cut, Sliced, Broken Or		23		1.241
	071331	Vegetables, Leguminous; Beans Of The Species Vigna Mungo (l.) Hepper Or V	23.510	129.800	3.464	44.746
	071332	Vegetables, Leguminous; Small Red (adzuki) Beans (phaseolus Or Vigna Angul	500		50	
	071333	Vegetables, Leguminous; Kidney Beans, Including White Pea Beans (phaseolu	6.300	218.925	789	45.296
	071390	Vegetables, Leguminous; N.e.c. In Heading No. 0713, Shelled, Whether Or Not Skinned Or Split		12.500		3.125
	080111	Nuts, Edible; Coconuts, Desiccated	2.148	296	1.765	200

https://www.bps.go.id

Tabel 2. Ekspor Provinsi Asal Barang Dirinci Menurut Kode HS6 Digit, 2020—2021

Provinsi Asal	Kode HS 6	Deskripsi HS 6 Digit	Berat Bersih (Kg)		Nilai FOB (US$)	
			2020	2021	2020	2021
(1)	(2)	(3)	(4)	(5)	(6)	(7)
Nusa Tenggara Timur						
	080119	Nuts, Edible; Coconuts, Fresh Or Dried, Other Than Desiccated Or In The Inne	44		22	
	080131	Nuts, Edible; Cashew Nuts, Fresh Or Dried, In Shell	14.327.866	11.056.569	20.234.951	15.823.426
	080232	Nuts, Edible; Walnuts, Fresh Or Dried, Shelled	2		2	
	080280	Nuts, Edible; Areca Nuts, Fresh Or Dried, Whether Or Not Shelled Or Peeled	290	270	145	154
	080410	Fruit, Edible; Dates, Fresh Or Dried		10		10
	080430	Fruit, Edible; Pineapples, Fresh Or Dried	220		176	
	080450	Fruit, Edible; Guavas, Mangoes And Mangosteens, Fresh Or Dried	1.150		1.150	
	080620	Fruit, Edible; Grapes, Dried	61		14	
	080711	Fruit, Edible; Watermelons, Fresh	20.440	23.000	4.845	5.400
	080719	Fruit, Edible; Melons, Other Than Watermelons, Fresh	475	440	200	440
	081060	Fruit, Edible; Durians, Fresh		625		325
	081090	Fruit, Edible; Fruits N.e.c. In Heading No. 0801 To 0810, Fresh	5.127	1.040	5.130	630
	081340	Fruit, Edible; Fruit N.e.c. In Heading No. 0812, Dried	2.377.015	384.290	941.493	188.453
	090111	Coffee; Not Roasted Or Decaffeinated	68.730	44.460	278.479	190.379
	090121	Coffee; Roasted, Not Decaffeinated	6.937		20.776	
	090210	Tea, Green; (not Fermented), In Immediate Packings Of A Content Not Excee	1.646	2.270	1.210	1.097
	090220	Tea, Green; (not Fermented), In Immediate Packings Of A Content Exceeding	946	721	1.668	914
	090240	Tea, Black; (fermented) And Partly Fermented Tea, In Immediate Packings Of	44	54	25	51
	090411	Spices; Pepper (of The Genus Piper), Neither Crushed Nor Ground	7.202	1.432	1.535	450
	090412	Spices; Pepper (of The Genus Piper), Crushed Or Ground	546	467	119	243
	090520	Spices; Vanilla, Crushed Or Ground	8		10	
	090710	Spices; Cloves (whole Fruit, Cloves And Stems), Neither Crushed Nor Ground	458	2.500	50	21.268
	090811	Spices; Nutmeg, Neither Crushed Nor Ground	975	1.300	180	9.657
	090812	Spices; Nutmeg, Crushed Or Ground	250	75	25	30
	090921	Spices; Coriander Seeds, Neither Crushed Nor Ground	1.525	455	385	205
	090922	Spices; Coriander Seeds, Crushed Or Ground	210	249	41	40
	090931	Spices; Cumin Seeds, Neither Crushed Nor Ground		126		105
	090932	Spices; Cumin Seeds, Crushed Or Ground	15	183	10	45
	091012	Spices; Ginger, Crushed Or Ground	15	10	7	8
	091030	Spices; Turmeric (curcuma)	22.000	6.140	22.500	6.691
	091099	Spices; N.e.c. In Heading No. 0910	125	5	25	3
	100590	Cereals; Maize (corn), Other Than Seed	28.578	76.101	3.530	13.053
	100620	Cereals; Husked (brown) Rice	220		70	
	100630	Cereals; Rice, Semi-milled Or Wholly Milled, Whether Or Not Polished Or Gla	25.000	60	1.875	30
	110100	Wheat Or Meslin Flour	348.862	229.947	37.253	29.027
	110220	Cereal Flour; Of Maize (corn)	4.819	18.528	1.259	6.534
	110290	Cereal Flours; Other Than Wheat, Meslin, And Maize (corn)	16.189	37.096	3.137	5.126
	110311	Cereal Groats And Meal; Of Wheat	1.444	40	1.001	30
	110319	Cereal Groats And Meal; N.e.c. In Heading No. 1103	892	555	985	272
	110419	Cereal Grains; Rolled Or Flaked, Other Than Oats	52.600	33.750	6.260	8.700
	110620	Flour, Meal And Powder; Of Sago Or Of Roots Or Tubers Of Heading No. 0714	5.693	6.450	961	1.000
	110819	Starch; N.e.c. In Item No. 1108.11 To 1108.14		250		50
	120110	Soya Beans; Seed, Whether Or Not Broken		20.000		8.000
	120190	Soya Beans; Other Than Seed, Whether Or Not Broken	1.078.338	422.900	113.005	53.950
	120241	Ground-nuts; Other Than Seed, Not Roasted Or Otherwise Cooked, In Shell	18.830	22.000	2.137	6.600
	120242	Ground-nuts; Other Than Seed, Not Roasted Or Otherwise Cooked, Shelled, V	20.600	4.380	2.080	420
	120740	Oil Seeds; Sesamum Seeds, Whether Or Not Broken	280	100	70	20
	120929	Seeds Of Forage Plants; Other Than Lucerne, Clover, Fescue, Kentucky Blue Grass, And Rye Gra		18.550		5.565
	120991	Seeds; Vegetable Seeds, Of A Kind Used For Sowing	279	75	445	87
	121221	Seaweeds And Other Algae; Fit For Human Consumption, Fresh, Chilled, Froz	638.110	2.628.030	817.068	3.607.360
	121490	Forage Products Including Swedes, Mangolds, Fodder Roots, Hay, Sainfoin, Cl	85.680	53.350	16.068	9.110
	130231	Mucilages And Thickeners; Agar-agar, Whether Or Not Modified, Derived From Vegetable Proc		150		30
	130239	Mucilages And Thickeners; Whether Or Not Modified, Derived From Vegetab	47.170	82.554	343.110	442.995
	150890	Vegetable Oils; Ground-nut Oil And Its Fractions, Other Than Crude, Whether	7		5	
	151190	Vegetable Oils; Palm Oil And Its Fractions, Other Than Crude, Whether Or No	610.671	446.357	98.551	97.320
	151319	Vegetable Oils; Coconut (copra) Oil And Its Fractions, Other Than Crude, Whe	200		803	

https://www.bps.go.id

Tabel 2. Ekspor Provinsi Asal Barang Dirinci Menurut Kode HS6 Digit, 2020—2021

Provinsi Asal	Kode HS 6	Deskripsi HS 6 Digit	Berat Bersih (Kg)		Nilai FOB (US$)	
			2020	2021	2020	2021
(1)	(2)	(3)	(4)	(5)	(6)	(7)
Nusa Tenggara Timur						
	151329	Vegetable Oils; Palm Kernel Or Babassu Oil And Their Fractions, Other Than Crude, Whether O		3.600		1.600
	151550	Vegetable Oils; Sesame Oil And Its Fractions, Whether Or Not Refined, But Nc	36	28	18	9
	151710	Margarine; Excluding Liquid Margarine	13.094	15.024	7.465	3.188
	151800	Animal Or Vegetable Fats And Oils And Their Fractions; Oxidised, Boiled Or O	5	1	15	1
	160100	Meat Preparations; Sausages And Similar Products, Of Meat, Meat Offal Or B	29	265	53	347
	160239	Meat Preparations; Of Poultry (excluding Turkeys), Prepared Or Preserved Meat Or Meat Offal		35		25
	160250	Meat Preparations; Of Bovine Animals, Meat Or Meat Offal, Prepared Or Pres	374	1.675	105	3.685
	160290	Meat Preparations; Of Meat, Meat Offal Or The Blood Of Any Animal, N.e.c. I	333	229	85	72
	160413	Fish Preparations; Sardines, Sardinella And Brisling Or Sprats, Prepared Or Pr	30		12	
	160414	Fish Preparations; Tunas, Skipjack And Atlantic Bonito (sarda Spp.), Prepared	368.215	61.110	2.321.016	381.204
	170114	Sugars; Cane Sugar, Raw, In Solid Form, Other Than As Specified In Subheadir	111	80	51	22
	170191	Sugars; Sucrose, Chemically Pure, In Solid Form, Containing Added Flavouring	184	130	50	92
	170199	Sugars; Sucrose, Chemically Pure, In Solid Form, Not Containing Added Flavou	289	53	46	252
	170219	Sugars; Lactose And Lactose Syrup, Containing By Weight Less Than 99% Lact	206	1.447	278	11.092
	170220	Sugars; Maple Sugar, Chemically Pure, In Solid Form; Maple Syrup, Not Conta	494		1.909	
	170230	Sugars; Glucose And Glucose Syrup, Not Containing Fructose Or Containing Ir	513	5	307	27
	170260	Sugars; Fructose, Other Than Chemically Pure Fructose, And Fructose Syrup (	10		57	
	170290	Sugars; N.e.c. In Heading No. 1702, Including Invert Sugar And Other Sugar A	13.308	10.204	12.689	4.724
	170310	Sugars; Molasses, From Sugar Cane, Resulting From The Extraction Or Refinin	275	155	153	70
	170410	Sugar Confectionery; Chewing Gum, Whether Or Not Sugar-coated, Not Cont	18.288	22.376	10.552	8.023
	170490	Sugar Confectionery; (excluding Chewing Gum, Including White Chocolate), N	99.696	77.243	39.007	46.220
	180320	Cocoa; Paste, Wholly Or Partly Defatted		20		20
	180500	Cocoa; Powder, Not Containing Added Sugar Or Other Sweetening Matter	2		2	
	180610	Cocoa; Powder, Containing Added Sugar Or Other Sweetening Matter	4.231	4.157	823	1.083
	180620	Chocolate & Other Food Preparations Containing Cocoa; In Blocks, Slabs Or B	1.769	1.284	1.607	2.667
	180631	Chocolate And Other Food Preparations Containing Cocoa; In Blocks, Slabs Or	212		106	
	180632	Chocolate And Other Food Preparations Containing Cocoa; In Blocks, Slabs Or	2		5	
	180690	Chocolate And Other Food Preparations Containing Cocoa; N.e.c. In Chapter	3.184	280	1.341	47
	190110	Food Preparations; Of Flour, Meal, Starch, Malt Extract Or Milk Products, Suit	2.739	344	729	458
	190120	Food Preparations; Mixes And Doughs For The Preparation Of Bread, Pastry,	6.952	5.346	10.086	11.834
	190190	Food Preparations; Of Flour, Meal, Starch, Malt Extract Or Milk Products, For	5.497	5.057	1.732	1.717
	190219	Food Preparations; Pasta, Uncooked (excluding That Containing Eggs), Not St	18.237	36.662	8.418	19.451
	190230	Food Preparations; Pasta (excluding Stuffed), Cooked Or Otherwise Prepared	263.782	389.629	94.027	158.964
	190300	Food Preparations; Tapioca And Substitutes Thereof, Prepared From Starch I	457	958	110	442
	190410	Food Preparations; Obtained By The Swelling Or Roasting Of Cereals Or Cere	715	1.127	801	733
	190420	Food Preparations; Obtained From Unroasted Cereal Flakes Or From Mixture	916	1.854	455	1.244
	190490	Food Preparations; Cereal Or Cereal Products (excluding Maize), In Grain For	330	656	150	721
	190510	Food Preparations; Crispbread, Whether Or Not Containing Cocoa	459	4.503	348	1.537
	190520	Food Preparations; Gingerbread And The Like, Whether Or Not Containing Co	107.605	121.097	105.179	124.872
	190531	Food Preparations; Sweet Biscuits, Whether Or Not Containing Cocoa	37.773	14.315	9.915	5.320
	190532	Food Preparations; Waffles And Wafers, Whether Or Not Containing Cocoa	10.377	17.478	3.863	8.858
	190540	Food Preparations; Rusks, Toasted Bread And Similar Toasted Products, Whe	22.389	10.724	8.645	11.938
	190590	Food Preparations; Bakers' Wares N.e.c. In Heading No. 1605, Whether Or N	143.889	101.318	95.146	34.426
	200310	Vegetable Preparations; Mushrooms Of The Genus Agaricus, Prepared Or Pre	4	8.552	5	17.105
	200559	Vegetable Preparations; Beans, (not Shelled), Prepared Or Preserved Otherw	7	10	2	2
	200580	Vegetable Preparations; Sweetcorn (zea Mays Var. Saccharata), Prepared Or	2		5	
	200599	Vegetable Preparations; Vegetables And Mixtures Of Vegetables N.e.c. In He	10	1	5	5
	200799	Jams, Fruit Jellies, Marmalades, Purees And Pastes; Of Fruit Or Nuts N.e.c. In	2.744	3.752	1.157	1.517
	200811	Nuts; Ground-nuts, Whether Or Not Containing Added Sugar, Other Sweeten	359	251	280	64
	200819	Nuts And Other Seeds; Whether Or Not Containing Added Sugar, Other Swee	50		20	
	200820	Fruit; Pineapples, Prepared Or Preserved In Ways N.e.c. In Heading No. 2007,	20	2	10	3
	200830	Fruit; Citrus, Prepared Or Preserved In Ways N.e.c. In Heading No. 2007, Whe	40	193	120	101
	200899	Fruit, Nuts And Other Edible Parts Of Plants; Prepared Or Preserved, Whethe	345	214	210	187
	200919	Juice; Orange, Not Frozen, Of A Brix Value Exceeding 20, Unfermented, Not C	9.122	4.953	9.439	2.767
	200929	Juice; Grapefruit (including Pomelo), Of A Brix Value Exceeding 20, Unfermen	7.867	1.011	1.721	390
	200939	Juice; Of Single Citrus Fruit (excluding Orange Or Grapefruit), Of A Brix Value	1.287	1.272	1.223	943

https://www.bps.go.id

Tabel 2. Ekspor Provinsi Asal Barang Dirinci Menurut Kode HS6 Digit, 2020—2021

Provinsi Asal	Kode HS 6	Deskripsi HS 6 Digit	Berat Bersih (Kg)		Nilai FOB (US$)	
			2020	2021	2020	2021
(1)	(2)	(3)	(4)	(5)	(6)	(7)
Nusa Tenggara Timur						
	200969	Juice; Grape, Of A Brix Value Exceeding 30, Unfermented, Not Containing Adc	120		258	
	200979	Juice; Apple, Of A Brix Value Exceeding 20, Unfermented, Not Containing Adc	1.102	1.098	2.299	679
	200989	Juice; Of Any Single Fruit Or Vegetable N.e.c. In Heading No. 2009, Unfermen	60		105	
	200990	Juices; Mixtures Of Fruits Or Vegetables, Unfermented, Not Containing Adde	1.124	2.009	677	1.426
	210111	Extracts, Essences And Concentrates; Of Coffee, And Preparations With A Bas	210.833	42.347	769.887	60.062
	210112	Preparations With A Basis Of Extracts, Essences Or Concentrates Or With A Ba	31.051	55.127	40.190	76.872
	210120	Extracts, Essences And Concentrates; Of Tea Or Mate, And Preparations With	102	235	34	120
	210210	Yeasts; Active	806	639	137	165
	210220	Yeasts; Inactive, Other Single-cell Micro-organisms, Dead	380	15	89	3
	210230	Baking Powders; Prepared	8.236	4.633	5.447	2.181
	210310	Sauces; Soya	16.105	11.045	3.614	4.683
	210320	Sauces; Tomato Ketchup And Other Tomato Sauces	6.444	7.200	2.146	2.249
	210330	Mustard Flour And Meal And Prepared Mustard	15.530	21.652	4.368	6.043
	210390	Sauces And Preparations Therefor; Mixed Condiments And Mixed Seasonings	92.236	63.326	43.472	33.329
	210410	Soups And Broths And Preparations Therefor	165	54	125	76
	210420	Homogenised Composite Food Preparations	765		492	
	210500	Ice Cream And Other Edible Ice; Whether Or Not Containing Cocoa	1.247	6.648	466	1.836
	210690	Food Preparations; N.e.c. In Item No. 2106.10	53.848	53.122	81.326	70.237
	220110	Waters; Mineral And Aerated, Including Natural Or Artificial, (not Containing	7.470.648	7.432.658	641.872	679.635
	220190	Waters; Other Than Mineral And Aerated, (not Containing Added Sugar Or Ot	46.209	467.052	56.480	102.670
	220210	Waters; Including Mineral And Aerated, Containing Added Sugar Or Other Sw	334.371	472.003	87.827	101.797
	220299	Non-alcoholic Beverages; Other Than Non-alcoholic Beer, N.e.c. In Item No. 2	747.621	683.977	80.058	115.660
	220410	Wine; Sparkling	9		3	
	220600	Beverages, Fermented; (e.g. Cider, Perry, Mead, Sake)	2.678	607	1.960	522
	220900	Vinegar And Substitutes For Vinegar; Obtained From Acetic Acid	4.563	2.938	775	631
	230120	Flours, Meals And Pellets; Of Fish Or Of Crustaceans, Molluscs Or Other Aquatic Invertebrates		4.050		675
	230210	Bran, Sharps And Other Residues; Of Maize (corn), Whether Or Not In The Fo	8		16	
	230650	Oil-cake And Other Solid Residues; Whether Or Not Ground Or In The Form C	2.428	14.131	804	4.180
	230800	Vegetable Materials And Vegetable Waste, Vegetable Residues And By-produ	12.965		2.261	
	230910	Dog Or Cat Food; Put Up For Retail Sale, Used In Animal Feeding	40		20	
	230990	Dog Or Cat Food; (not Put Up For Retail Sale), Used In Animal Feeding	23.070	17.400	4.617	5.135
	250100	Salt (including Table Salt And Denatured Salt); Pure Sodium Chloride Whethe	111.002	152.735	14.133	20.151
	251310	Pumice Stone, Whether Or Not Heat Treated	220.470	1.191.629	34.571	158.735
	251320	Emery, Natural Corundum, Natural Garnet And Other Natural Abrasives, Whe	10		8	
	251400	Slate; Whether Or Not Roughly Trimmed Or Merely Cut, By Sawing Or Otherv	13.200		1.122	
	251620	Sandstone;. Whether Or Not Roughly Trimmed, Cut, By Sawing Etc, Into Block	125		25	
	251690	Monumental Or Building Stone; N.e.c. In Heading No. 2516, Whether Or Not	60.950	13.600	6.577	3.880
	251710	Pebbles, Gravel, Broken Or Crushed Stone; Of A Kind Commonly Used For Co	5.189.712	7.818.375	787.868	1.103.282
	251749	Stones; Of Heading No. 2515 Or 2516 (excluding Marble), In Granules, Chippi	1.754.468	2.137.093	288.217	346.088
	252020	Plasters; (consisting Of Calcined Gypsum Or Calcium Sulphate), Whether Or N	175		263	
	252310	Cement Clinkers (whether Or Not Coloured)	4.907.037	10.551.648	290.822	636.936
	252321	Cement; Portland, White, Whether Or Not Artificially Coloured	29.820	21.208	2.482	1.617
	252329	Cement; Portland, Other Than White, Whether Or Not Artificially Coloured	1.159.670	5.520	100.671	400
	252330	Cement; Aluminous (ciment Fondu), Whether Or Not Coloured Or In The Form	252.520		15.896	
	252390	Cement; Hydraulic Kinds N.e.c. In Heading No. 2523	23.339.593	19.372.720	1.593.157	1.332.402
	253090	Mineral Substances; N.e.c. In Chapter 25	6.200	47.821	1.240	10.358
	271012	Petroleum Oils And Oils From Bituminous Minerals, Not Containing Biodiesel,	2.696	2.655	833	1.046
	271019	Petroleum Oils And Oils From Bituminous Minerals, Not Containing Biodiesel,	1.275.323	1.436.365	842.265	999.670
	271099	Waste Oils; Of Petroleum Or Obtained From Bituminous Minerals, Not Crude	4.396	23.000	1.528	14.928
	271490	Bitumen And Asphalt, Natural; Asphaltites And Asphaltic Rock	26.269		16.306	
	282110	Iron Oxides And Hydroxides	12		15	
	282810	Hypochlorites; Commercial Calcium Hypochlorite And Other Calcium Hypochlorites		71		60
	283630	Carbonates; Sodium Hydrogen Carbonate (sodium Bicarbonate)	2	1	5	2
	285390	Phosphides, Chemically Defined Or Not, Not Ferrophosphorus; Other Inorgan	3.424	5.677	1.712	3.731
	290329	Unsaturated Chlorinated Derivatives Of Acyclic Hydrocarbons; N.e.c. In Item I	21		5	
	290371	Halogenated Derivatives Of Acyclic Hydrocarbons Containing Two Or More Di	5		5	

https://www.bps.go.id

Tabel 2. Ekspor Provinsi Asal Barang Dirinci Menurut Kode HS6 Digit, 2020—2021

Provinsi Asal	Kode HS 6	Deskripsi HS 6 Digit	Berat Bersih (Kg)		Nilai FOB (US$)	
			2020	2021	2020	2021
(1)	(2)	(3)	(4)	(5)	(6)	(7)
Nusa Tenggara Timur						
	290960	Alcohol Peroxides, Ether Peroxides, Ketone Peroxides And Their Halogenated, Sulphonated, Ni		225		125
	291429	Ketones; Cyclanic, Cyclenic Or Cycloterpenic, Without Other Oxygen Function	1.643	2.435	4.232	3.212
	291814	Acids; Carboxylic Acids, (with Alcohol Function But Without Other Oxygen Function), Citric Acic		100		20
	292990	Nitrogen-function Compounds; N.e.c. In Chapter 29, Excluding Isocyanates	7	22	17	25
	293627	Vitamins; Vitamin C And Its Derivatives, Unmixed	4		20	
	293629	Vitamins; N.e.c. In Item No. 2936.2, And Their Derivatives, Unmixed	220	65	167	281
	293690	Vitamins; N.e.c. In Heading No. 2936, Including Natural Concentrates	90	18	105	41
	293790	Hormones, Prostaglandins, Thromboxanes And Leukotrienes, Natural Or Reproduced By Synth		2		10
	294000	Sugars, Chemically Pure, Other Than Sucrose, Lactose, Maltose, Glucose And Fructose; Sugar E		6		15
	300290	Toxins, Cultures Of Micro-organisms (excluding Yeasts) And Similar Products	195	5	127	14
	300310	Medicaments; Containing Penicillins, Streptomycins Or Their Derivatives, For	1.544	2.771	2.160	3.410
	300339	Medicaments; Containing Hormones (excluding Insulin), (but Not Containing	614	1.970	1.335	2.905
	300410	Medicaments; Containing Penicillins, Streptomycins Or Their Derivatives, For	99	459	79	1.086
	300420	Medicaments; Containing Antibiotics (other Than Penicillins, Streptomycins Or Their Derivative		62		122
	300450	Medicaments; Containing Vitamins Or Their Derivatives, For Therapeutic Or F	1.099	1.488	1.547	1.799
	300490	Medicaments; Consisting Of Mixed Or Unmixed Products N.e.c. In Heading N	15.040	25.739	100.400	234.147
	300510	Dressings, Adhesive; And Other Articles Having An Adhesive Layer, Packed Fo	34	645	153	6.060
	300590	Wadding, Gauze, Bandages And Similar Articles; (excluding Adhesive Dressing	3.144	4.572	9.209	9.763
	310221	Fertilizers, Mineral Or Chemical; Nitrogenous, Ammonium Sulphate		42.000		16.800
	310490	Fertilizers, Mineral Or Chemical; Potassic, N.e.c. In Heading No. 3104	5	5.000	2	2.800
	310560	Fertilizers, Mineral Or Chemical; Containing The Two Fertilizing Elements Pho	8.000	8.500	800	1.050
	320300	Colouring Matter Of Vegetable Or Animal Origin, Including Dyeing Extracts N	171	157	120	104
	320411	Dyes; Disperse Dyes And Preparations Based Thereon	49	45	29	25
	320490	Dyes; Synthetic Organic Products N.e.c. In Heading No. 3204 (e.g. Of A Kind Used As Luminoph		25		5
	320620	Colouring Matter; Pigments And Preparations Based On Chromium Compounds		20		20
	320710	Pigments; Prepared Pigments, Opacifiers, Colours And Similar Preparations		135		71
	320730	Lustres; Liquid Lustres And Similar Preparations	2.634	1.291	3.595	2.057
	320810	Paints And Varnishes; Based On Polyesters, Dispersed Or Dissolved In A Non-	5.770	1.164	4.611	1.773
	320820	Paints And Varnishes; Based On Acrylic Or Vinyl Polymers, Dispersed Or Disso	3.433	2.344	1.429	1.265
	320890	Paints And Varnishes; Based On Polymers N.e.c. In Heading No. 3208, Dispers	1.409	4.960	829	3.576
	320910	Paints And Varnishes; Based On Acrylic Or Vinyl Polymers, Dispersed Or Disso	7.614	4.934	4.651	2.745
	320990	Paints And Varnishes; (based On Polymers Other Than Acrylic Or Vinyl), Dispe	10.718	15.704	4.100	6.192
	321000	Paints And Varnishes; (including Enamels, Lacquers And Distempers), Prepare	192	629	181	248
	321100	Driers; Prepared		9		15
	321210	Pigments; Of A Kind Used In The Manufacture Of Paints, Stamping Foils	100		15	
	321290	Pigments; Of A Kind Used In The Manufacture Of Paints, Other Than Stampin	30	458	63	240
	321390	Colours; (other Than In Sets), Of A Kind Used By Artists, Students Or Signboar	762	44	1.176	130
	321410	Mastics; Painters' Fillings	295	145	123	150
	321490	Mastics; N.e.c. In Heading No. 3214	89	87	102	137
	321511	Ink; For Printing, Black, Whether Or Not Concentrated Or Solid	296	32	640	100
	321519	Ink; For Printing, Other Than Black, Whether Or Not Concentrated Or Solid	7.721	5.284	12.016	11.087
	321590	Ink; Writing, Drawing And Other Inks, N.e.c. In Heading No. 3215, Whether O	770	2.871	2.265	2.451
	330119	Oils, Essential; Of Citrus Fruits N.e.c. In Heading No. 3301 (terpeneless Or Not	5		5	
	330190	Oils, Essential; Concentrates In Fats, Fixed Oils, Waxes And The Like, Terpenic	7.895	11.972	37.035	141.754
	330210	Odoriferous Substances And Mixtures; Of A Kind Used In The Food Or Drink I	25		25	
	330300	Perfumes And Toilet Waters	45.801	52.895	110.659	162.049
	330410	Cosmetic And Toilet Preparations; Lip Make-up	870	833	2.614	3.312
	330420	Cosmetic And Toilet Preparations; Eye Make-up	102	69	1.532	1.131
	330430	Cosmetic And Toilet Preparations; Manicure Or Pedicure Preparations	238	489	2.884	2.707
	330491	Cosmetic And Toilet Preparations; Powders, Whether Or Not Compressed (ex	15.417	36.391	65.750	52.739
	330499	Cosmetic And Toilet Preparations; N.e.c. In Heading No. 3304, For The Care C	92.680	145.643	195.152	466.465
	330510	Hair Preparations; Shampoos	66.047	59.862	150.154	132.609
	330520	Hair Preparations; For Permanent Waving Or Straightening	14.955	11.173	104.523	105.793
	330530	Hair Preparations; Lacquers	3.608	8.866	26.155	36.679
	330590	Hair Preparations; N.e.c. In Heading No. 3305	18.136	31.535	107.405	191.730
	330610	Oral Or Dental Hygiene Preparations; Dentifrices	23.010	6.898	42.966	50.255

https://www.bps.go.id

Tabel 2. Ekspor Provinsi Asal Barang Dirinci Menurut Kode HS6 Digit, 2020—2021

Provinsi Asal	Kode HS 6	Deskripsi HS 6 Digit	Berat Bersih (Kg)		Nilai FOB (US$)	
			2020	2021	2020	2021
(1)	(2)	(3)	(4)	(5)	(6)	(7)
Nusa Tenggara Timur						
	330690	Oral Or Dental Hygiene Preparations; Other Than Dentifrices	3.949	1.051	7.882	2.867
	330710	Perfumery, Cosmetic Or Toilet Preparations; Pre-shave, Shaving Or After-shav	35	1.201	236	605
	330720	Perfumery, Cosmetic Or Toilet Preparations; Personal Deodorants And Antipe	27.026	48.771	102.842	164.329
	330741	Perfumes And Deodorizers; Perfuming Or Deodorizing Preparations For Room	2.150	359	12.809	585
	330749	Perfumes And Deodorizers; Perfuming Or Deodorizing Preparations For Room	18.199	15.899	31.028	37.317
	330790	Perfumes And Deodorizers; Perfuming Or Deodorizing Preparations N.e.c. In	13.547	6.998	16.351	17.640
	340111	Soap And Organic Surface-active Products; In The Form Of Bars, Cakes, Moul	163.109	99.501	162.615	95.302
	340119	Soap And Organic Surface-active Products; In The Form Of Bars, Cakes, Moul	24		24	
	340120	Soap; In Forms N.e.c. In Item No. 3401.11	450	950	1.558	1.085
	340130	Organic Surface-active Products And Preparations For Washing The Skin, In T	42.609	47.911	166.138	246.935
	340290	Washing And Cleaning Preparations; Surface-active, Whether Or Not Contain	11.321	18.402	4.593	4.208
	340311	Lubricating Preparations; For The Treatment Of Textile And Similar Materials	6.898	1.227	1.898	1.549
	340319	Lubricating Preparations; (other Than For The Treatment Of Textile And Simil	398	17	176	17
	340399	Lubricating Preparations; Other Than For The Treatment Of Textile And Simil	63	231	378	70
	340510	Polishes, Creams And Similar Preparations; For Footwear Or Leather, Excludi	233	20	3.697	20
	340520	Polishes, Creams And Similar Preparations; For The Maintenance Of Wooden	32	452	82	237
	340590	Polishes, Creams And Similar Preparations; N.e.c. In Heading No. 3405, Exclu	16		26	
	340600	Candles, Tapers And The Like	42.594	40.397	4.956	5.411
	350510	Dextrins And Other Modified Starches		30		38
	350520	Glues; Based On Starches, Or On Dextrins Or Other Modified Starches	486	950	367	1.777
	350610	Glues Or Adhesives; Prepared, Products Suitable For Use As Glues Or Adhesiv	3.333	1.401	4.671	1.623
	350691	Adhesives; Prepared, Based On Polymers Of Heading 3901 To 3913 Or On Ru	1.036	1.480	698	1.571
	350699	Glues And Other Adhesives; Prepared, N.e.c. In Heading No. 3506, Not Excee	6.365	5.240	3.662	4.730
	350790	Enzymes And Prepared Enzymes; Other Than Rennet And Concentrates There	112		140	
	360410	Pyrotechnic Products; Fireworks		70		490
	360500	Matches; Other Than Pyrotechnic Articles Of Heading No. 3604	6.939	711	3.816	287
	370120	Photographic Plates And Film; Instant Print Film, In The Flat, Sensitised, Unex	14	35	5	175
	370130	Photographic Plates And Film; In The Flat, Sensitised, Unexposed, With Any Side Exceeding 225		60		215
	370191	Photographic Plates And Film; For Colour Photography (polychrome), In The Flat, Sensitised, U		80		120
	370320	Photographic Paper, Paperboard And Textiles; For Colour Photography (polyc	2	10	3	8
	370400	Photographic Plates, Film, Paper, Paperboard And Textiles; Exposed But Not Developed		156		270
	380852	Insecticides And The Like; Containing Goods Specified In Subheading Note 1 T	16.003		19.454	
	380859	Insecticides, Rodenticides, Fungicides, Disinfectants, Herbicides And The Like,	6.201	26.941	5.468	29.573
	380861	Insecticides And The Like; Containing Goods Specified In Subheading Note 2 T	1.971	230	2.231	214
	380862	Insecticides; Containing Goods Specified In Subheading Note 2 To This Chapte	3.547	1.812	2.219	577
	380869	Insecticides; Containing Goods Named In Subheading Note 2 To This Chapter,	102	50	25	40
	380891	Insecticides; Other Than Containing Goods Specified In Subheading Notes 1 &	13.190	16.869	14.265	25.198
	380892	Fungicides; Other Than Containing Goods Specified In Subheading Note 1 To	100		40	
	380893	Herbicides, Anti-sprouting Products And Plant-growth Regulators; Other Thar	32.124	33.028	26.778	44.290
	380894	Disinfectants; Other Than Containing Goods Specified In Subheading Note 1 I	942		3.000	
	380899	Rodenticides And Other Similar Products N.e.c. In Heading No. 3808.9; Other	292	1.890	240	2.050
	380991	Finishing Agents And Dye Carriers; To Accelerate Dyeing Or Fixing Of Dye-stu	2	64	3	55
	381190	Oxidation And Gum Inhibitors, Viscosity Improvers, Anti-corrosive Preparatio	21	110	21	98
	381239	Anti-oxidising Preparations And Other Compound Stabilisers; For Rubber Or F	720		258	
	381300	Fire-extinguishers; Preparations And Charges And Charged Fire-extinguishing Grenades		15		30
	381400	Solvents And Thinners; Organic Composite Solvents And Thinners, N.e.c. Or I	560	189	373	321
	381900	Hydraulic Fluids; For Brakes And Other Prepared Liquids For Hydraulic Transn	1.174	932	978	645
	382000	Anti-freezing Preparations And Prepared De-icing Fluids	62	540	86	440
	382100	Prepared Culture Media For The Development Or Maintenance Of Micro-organisms (including		560		800
	382440	Cements, Mortars Or Concretes; Their Prepared Additives	9.685	4.035	3.282	1.226
	382499	Chemical Products, Mixtures And Preparations; N.e.c. Heading 3824	86	565	58	439
	382530	Residual Products Of The Chemical Or Allied Industries, Not Elsewhere Specified Or Included; C		27		135
	390210	Propylene, Other Olefin Polymers; Polypropylene In Primary Forms	247		170	
	390330	Styrene Polymers; Acrylonitrile-butadiene-styrene (abs) Copolymers, In Primary Forms		20		20
	390519	Poly(vinyl Acetate); (other Than In Aqueous Dispersion), In Primary Forms		1		5
	390740	Polycarbonates; In Primary Forms		10		30

https://www.bps.go.id

Tabel 2. Ekspor Provinsi Asal Barang Dirinci Menurut Kode HS6 Digit, 2020—2021

Provinsi Asal	Kode HS 6	Deskripsi HS 6 Digit	Berat Bersih (Kg)		Nilai FOB (US$)	
			2020	2021	2020	2021
(1)	(2)	(3)	(4)	(5)	(6)	(7)
Nusa Tenggara Timur						
	390750	Alkyd Resins; In Primary Forms	5	161	50	307
	391000	Silicones; In Primary Forms		1		1
	391110	Petroleum Resins, Coumarone, Indene Or Coumarone-indene Resins And Polyterpenes; In Prin		9		20
	391590	Plastics N.e.c. In Heading No. 3915; Waste, Parings And Scrap	123	175	47	50
	391610	Ethylene Polymers; Monofilament, Of Which Any Cross-sectional Dimension Exceeds 1mm, Ro		1		6
	391690	Plastics; Monofilament, Of Plastics N.e.c. In Heading No. 3916, Cross-sectiona	407	45	393	70
	391710	Plastics; Artificial Guts (sausage Casings) Of Hardened Protein Or Of Cellulosic	2.635	17.116	3.065	24.279
	391721	Plastics; Tubes, Pipes And Hoses Thereof, Rigid, Of Polymers Of Ethylene	1.090	5.993	760	7.968
	391722	Plastics; Tubes, Pipes And Hoses Thereof, Rigid, Of Polymers Of Propylene	10	1	53	10
	391723	Plastics; Tubes, Pipes And Hoses Thereof, Rigid, Of Polymers Of Vinyl Chloride	3.004	3.137	1.562	3.888
	391729	Plastics; Tubes, Pipes And Hoses Thereof, Rigid, Of Plastics N.e.c. In Heading I	4.151	633	1.970	800
	391731	Plastics; Tubes, Pipes And Hoses Thereof, Flexible, Having A Minimum Burst F	1.041	316	905	242
	391732	Plastics; Tubes, Pipes And Hoses Thereof, Other Than Those Of Item No. 3917	93	694	193	285
	391733	Plastics; Tubes, Pipes And Hoses Thereof, Other Than Those Of Item No. 3917.31, Not Reinforc		47		40
	391739	Plastics; Tubes, Pipes And Hoses Thereof, N.e.c. In Item No. 3917.30	18	15	24	30
	391740	Plastics; Tube, Pipe And Hose Fittings (e.g. Joints, Elbows, Flanges)	206	351	222	807
	391810	Floor, Wall Or Ceiling Coverings; Of Polymers Of Vinyl Chloride, Whether Or N	747	2.786	247	557
	391890	Floor, Wall Or Ceiling Coverings; Of Plastics (excluding Polymers Of Vinyl Chlo	4.647	5.955	2.771	4.303
	391910	Plastics; Plates, Sheets, Film, Foil, Tape, Strip, Other Flat Shapes Thereof, Self	198	487	447	1.133
	391990	Plastics; Plates, Sheets, Film, Foil, Tape, Strip, Other Flat Shapes Thereof, Self	172	147	269	258
	392010	Plastics; Plates, Sheets, Film, Foil And Strip (not Self-adhesive), Of Polymers C	1.420	294	604	621
	392020	Plastics; Of Polymers Of Propylene, Plates, Sheets, Film, Foil And Strip (not Self-adhesive), Non		6		20
	392030	Plastics; Of Polymers Of Styrene, Plates, Sheets, Film, Foil And Strip (not Self-	486	75	172	138
	392059	Plastics; Of Acrylic Polymers (excluding Polymethyl Methacrylate), Plates, Sheets, Film, Foil And		20		20
	392071	Plastics; Plates, Sheets, Film, Foil And Strip (not Self-adhesive), Of Regenerate	10		50	
	392091	Plastics; Plates, Sheets, Film, Foil And Strip (not Self-adhesive), Of Poly(vinyl E	1.799	569	781	477
	392099	Plastics; Plates, Sheets, Film, Foil And Strip (not Self-adhesive), Of Plastics N.e.c. In Heading No		12		10
	392111	Plastics; Plates, Sheets, Film, Foil And Strip, Of Polymers Of Styrene, Cellular	30	1.113	30	188
	392112	Plastics; Plates, Sheets, Film, Foil And Strip, Of Polymers Of Vinyl Chloride, Ce	247	30	232	30
	392119	Plastics; Plates, Sheets, Film, Foil And Strip, Of Plastics N.e.c. In Heading No. 3	914	267	885	518
	392190	Plastics; Plates, Sheets, Film, Foil And Strip, Other Than Cellular	568	202	238	240
	392210	Plastics; Baths, Shower-baths, Sinks And Wash-basins	120.526	94.727	50.195	40.645
	392220	Plastics; Lavatory Seats And Covers	1.445	488	2.670	2.645
	392290	Plastics; Bidets, Lavatory Pans, Flushing Cisterns And Similar Sanitary Ware N	38.824	27.292	11.098	8.207
	392310	Plastics; Boxes, Cases, Crates And Similar Articles For The Conveyance Or Pac	44.114	32.114	46.500	24.766
	392321	Ethylene Polymers; Sacks And Bags (including Cones), For The Conveyance Or	9.819	83.990	3.125	51.005
	392329	Plastics; Sacks And Bags (including Cones), For The Conveyance Or Packing Of	4.594	36.711	2.176	15.370
	392330	Plastics; Carboys, Bottles, Flasks And Similar Articles, For The Conveyance Or	22.699	13.538	15.477	8.960
	392340	Plastics; Spools, Cops, Bobbins And Similar Supports, For The Conveyance Or	10	40	10	40
	392350	Plastics; Stoppers, Lids, Caps And Other Closures, For The Conveyance Or Pac	3.205	6.334	2.084	3.168
	392390	Plastics; Articles For The Conveyance Or Packing Of Goods N.e.c. In Heading N	2.500	2.804	1.550	1.700
	392410	Plastics; Tableware And Kitchenware	123.184	134.620	70.283	93.407
	392490	Plastics; Household Articles And Hygienic Or Toilet Articles	116.098	138.728	63.524	74.651
	392510	Plastics; Builders' Ware, Reservoirs, Tanks, Vats And Similar Containers Of A C	69.230	136.700	34.457	154.474
	392520	Plastics; Builders' Ware, Doors, Windows And Their Frames And Thresholds F	2.876	480	1.660	470
	392590	Plastics; Builders' Ware, N.e.c. Or Included In Heading No. 3925	1.787	1.924	1.283	727
	392610	Plastics; Office Or School Supplies	483	727	375	525
	392620	Plastics; Articles Of Apparel And Clothing Accessories (including Gloves, Mitte	350	789	353	1.175
	392630	Plastics; Fittings For Furniture, Coachwork Or The Like	33.565	51.373	18.099	52.452
	392640	Plastics; Statuettes And Other Ornamental Articles	2.520	2.994	1.535	2.357
	392690	Plastics; Other Articles N.e.c. In Chapter 39	55.599	94.873	32.959	50.112
	400110	Rubber; Natural Rubber Latex, Whether Or Not Pre-vulcanised, In Primary Fo	3		20	
	400510	Rubber; Unvulcanised, Compounded With Carbon Black Or Silica, In Primary F	556	310	106	105
	400610	Rubber; Unvulcanised, Camel-back Strips For Retreading Rubber Tyres		130		78
	400690	Rubber; Unvulcanised, Other Than Camel Back Strips For Retreading Rubber	242	285	197	87
	400700	Rubber; Vulcanised, Thread And Cord	12	20	15	10

https://www.bps.go.id

Tabel 2. Ekspor Provinsi Asal Barang Dirinci Menurut Kode HS6 Digit, 2020—2021

Provinsi Asal	Kode HS 6	Deskripsi HS 6 Digit	Berat Bersih (Kg)		Nilai FOB (US$)	
			2020	2021	2020	2021
(1)	(2)	(3)	(4)	(5)	(6)	(7)
Nusa Tenggara Timur						
	400811	Rubber; Vulcanised (other Than Hard Rubber), In Plates, Sheets And Strip Of (	1.318	2.267	1.801	3.846
	400819	Rubber; Vulcanised (other Than Hard Rubber), Cellular Rubber, (other Than I	5	209	4	87
	400829	Rubber; Vulcanised (other Than Hard Rubber), Non-cellular Rubber, In Forms Other Than Plate		21		55
	400911	Rubber; Vulcanised (other Than Hard Rubber), Tubing, Piping And Hoses, Not	154		87	
	400912	Rubber; Vulcanised (other Than Hard Rubber), Tubing, Piping And Hoses, Not	7	30	17	500
	400921	Rubber; Vulcanised (other Than Hard Rubber), Tubing, Piping And Hoses, Rei	15	42	10	45
	400931	Rubber; Vulcanised (other Than Hard Rubber), Tubing, Piping And Hoses, Rei	1.160	396	1.235	932
	400932	Rubber; Vulcanised (other Than Hard Rubber), Tubing, Piping And Hoses, Rei	15		10	
	400942	Rubber; Vulcanised (other Than Hard Rubber), Tubing, Piping And Hoses, Rei	243	10	235	10
	401019	Rubber; Vulcanised, Conveyor Belts Or Belting, (reinforced With Other Than M	6.892	4.564	3.132	3.067
	401031	Rubber; Vulcanised, Endless Transmission Belts Of Trapezoidal Cross-section	362	2.100	1.124	7.912
	401033	Rubber; Vulcanised, Endless Transmission Belts Of Trapezoidal Cross-section	55	23	143	75
	401039	Rubber; Vulcanised, Conveyor Or Transmission Belts Or Belting, N.e.c. In Hea	452	620	313	1.106
	401110	Rubber; New Pneumatic Tyres, Of A Kind Used On Motor Cars (including Stati	74.169	50.479	71.374	72.926
	401120	Rubber; New Pneumatic Tyres, Of A Kind Used On Buses Or Lorries	12.984	18.300	11.738	18.918
	401140	Rubber; New Pneumatic Tyres, Of A Kind Used On Motorcycles	179.882	187.318	178.636	262.407
	401150	Rubber; New Pneumatic Tyres, Of A Kind Used On Bicycles	3.179	2.668	1.858	1.376
	401170	Rubber; New Pneumatic Tyres, Of A Kind Used On Agricultural Or Forestry Ve	1.503	1.043	1.980	8.685
	401180	Rubber; New Pneumatic Tyres, Of A Kind Used On Construction, Mining Or In	1.491	2.504	2.115	5.370
	401190	Rubber; New Pneumatic Tyres, Of A Kind Used On Light Commercial Vehicles	465	4.925	250	5.209
	401211	Retreaded Tyres ; Of A Kind Used On Motor Cars (including Station Wagons And Racing Cars)		20		100
	401212	Retreaded Tyres; Of A Kind Used On Motor Buses Or Lorries	4.801	13.378	3.854	20.354
	401219	Retreaded Tyres; Other Than Of A Kind Used On Motor Cars (including Statio	50	355	38	475
	401220	Rubber; Used Pneumatic Tyres	573	261	335	419
	401290	Rubber; Tyres N.e.c. In Heading No. 4012	4.920	1.481	1.540	1.033
	401310	Rubber; Inner Tubes, Of A Kind Used On Motorcars (including Station Wagon	8.118	3.300	5.101	3.985
	401320	Rubber; Inner Tubes, Of A Kind Used On Bicycles	12.253	13.650	8.873	15.540
	401390	Rubber; Inner Tubes, N.e.c. In Heading No. 4013	48.059	29.176	45.718	32.467
	401410	Rubber; Vulcanised (other Than Hard Rubber), Sheath Contraceptives	15	61	20	60
	401490	Rubber; Vulcanised (other Than Hard Rubber), Hygienic Or Pharmaceutical A	2.484	2.504	5.808	11.691
	401519	Rubber; Vulcanised (other Than Hard Rubber), Gloves, Mittens And Mitts Oth	62	121	48	134
	401590	Rubber; Vulcanised (other Than Hard Rubber), Articles Of Apparel And Clothi	16	10	30	10
	401610	Rubber; Vulcanised (other Than Hard Rubber), Moulded Rubber Mats And M	362	22	295	21
	401691	Rubber; Vulcanised (other Than Hard Rubber), Floor Coverings And Mats, Of Non-cellular Rubb		5		5
	401692	Rubber; Vulcanised (other Than Hard Rubber), Erasers, Of Non-cellular Rubbe	20	127	54	55
	401693	Rubber; Vulcanised (other Than Hard Rubber), Gaskets, Washers And Other S	119	917	232	1.161
	401699	Rubber; Vulcanised (other Than Hard Rubber), Articles N.e.c. In Heading No.	1.719	6.580	2.702	11.254
	401700	Rubber; Ebonite And Other Hard Rubbers In All Forms, Including Waste And S	5		10	
	420100	Saddlery And Harness; For Any Animal (including Traces, Leads, Knee Pads, Muzzles, Saddle Cl		10		10
	420211	Cases And Containers; Trunks, Suit-cases, Vanity-cases, Executive-cases, Brief	9.326	12.167	12.460	12.092
	420212	Cases And Containers; Trunks, Suit-cases, Vanity-cases, Executive-cases, Brief	8.346	12.023	10.398	13.497
	420219	Cases And Containers; Trunks, Suit-cases, Vanity-cases, Executive-cases, Brief	174	739	210	706
	420221	Cases And Containers; Handbags (whether Or Not With Shoulder Strap And I	1		10	
	420222	Cases And Containers; Handbags (whether Or Not With Shoulder Strap And I	74	133	30	123
	420229	Cases And Containers; Handbags (whether Or Not With Shoulder Strap And I	4.762	2.220	7.214	2.409
	420232	Cases And Containers; Of A Kind Normally Carried In The Pocket Or In The Handbag, With Out		44		20
	420239	Cases And Containers; Of A Kind Normally Carried In The Pocket Or In The Ha	214	1.044	252	2.058
	420291	Cases And Containers; N.e.c. In Heading 4202, With Outer Surface Of Leather	1.485	6	3.280	25
	420292	Cases And Containers; N.e.c. In Heading 4202, With Outer Surface Of Sheetin	114	1.254	32	254
	420299	Cases And Containers; N.e.c. In Heading 4202, Of Vulcanised Fibre Or Of Pap	70	54	134	298
	420310	Apparel; Articles Of Apparel, Of Leather Or Of Composition Leather	52.236	2.908	22.262	11.238
	420321	Clothing Accessories; Gloves, Mittens And Mitts, Specially Designed For Use I	2	99	2	35
	420329	Clothing Accessories; Gloves, Mittens And Mitts, N.e.c. In Heading No. 4203,	12	54	23	70
	420330	Clothing Accessories; Belts And Bandoliers, Of Leather Or Of Composition Lea	1.403	1.176	1.985	1.314
	420340	Clothing Accessories; Of Leather Or Of Composition Leather, N.e.c. In Heading No. 4203		5		5
	420500	Leather Articles; N.e.c. In Chapter 42, Of Leather Or Composition Leather	15		3	

https://www.bps.go.id

Tabel 2. Ekspor Provinsi Asal Barang Dirinci Menurut Kode HS6 Digit, 2020—2021

Provinsi Asal	Kode HS 6	Deskripsi HS 6 Digit	Berat Bersih (Kg)		Nilai FOB (US$)	
			2020	2021	2020	2021
(1)	(2)	(3)	(4)	(5)	(6)	(7)
Nusa Tenggara Timur						
	430310	Furskin Articles; Apparel And Clothing Accessories	342		194	
	430400	Fur, Artificial; Articles Thereof		2		10
	440290	Wood; Charcoal Of Wood Other Than Bamboo (including Shell Or Nut Charco	22.601		19.139	
	441210	Plywood, Veneered Panels And Similar Laminated Wood; Of Bamboo		10		10
	441231	Plywood; Consisting Only Of Sheets Of Wood (not Bamboo), Each Ply 6mm O	53.049	44.777	9.658	13.574
	441300	Wood; Densified Wood, In Blocks, Plates, Strips Or Profile Shapes	24		60	
	441510	Wood; Cases, Boxes, Crates, Drums, Similar Packings And Cable-drums	5.170	3.250	1.230	1.655
	441911	Tableware And Kitchenware, Of Wood; Of Bamboo, Bread Boards, Chopping	285		150	
	442110	Wood; Clothes Hangers	30	22	260	25
	442191	Wood; Of Bamboo, Articles N.e.c. In Heading No. 4414 To 4420 (excluding Cl	3.199	3.000	2.039	1.500
	442199	Wood; Not Of Bamboo, Articles N.e.c. In Heading No. 4414 To 4420 (excludin	8		20	
	450200	Cork; Natural Cork, Debacked Or Roughly Squared, Or In Rectangular (including Square) Blocks,		23		50
	450390	Cork; Articles Of Natural Cork Other Than Corks And Stoppers	20		20	
	450410	Cork; Blocks, Plates, Sheets And Strip, Tiles Of Any Shape, Solid Cylinders (including Discs), Of A		26		30
	450490	Cork; Articles Of Agglomerated Cork (with Or Without A Binding Substance), I	181	169	199	400
	460122	Plaiting Materials, Plaits And Similar Products Of Plaiting Materials; Mats, Matting And Screens		252		126
	460192	Plaiting Materials, Plaits And Similar Products Of Plaiting Materials; (not Mats, Matting Or Scre		24		40
	460199	Plaiting Materials, Plaits And Similar Products Of Plaiting Materials; Products Of Non-vegetable		560		223
	460212	Basketwork, Wickerwork And Other Articles; Of Rattan, Made Directly To Sha	104		30	
	460219	Basketwork, Wickerwork And Other Articles; Of Vegetable Materials (not Bamboo Or Rattan), I		500		530
	470710	Paper Or Paperboard; Waste And Scrap, Of Unbleached Kraft Paper Or Paper	20		4	
	470790	Paper Or Paperboard; Waste And Scrap, Of Paper Or Paperboard N.e.c. In He	1.373	40	459	80
	480100	Newsprint; Made Of Fibres Obtained Essentially By A Chemi-mechanical Proc	5.128		6.496	
	480254	Uncoated Paper And Paperboard (not 4801 Or 4803); Printing, Writing Or Gra	525		75	
	480256	Uncoated Paper And Paperboard (not 4801 Or 4803); Printing, Writing Or Gra	18.642	4.840	4.559	3.535
	480300	Tissue, Towel, Napkin Stock Or Similar; For Household Or Sanitary Use, Cellul	316	120	580	600
	481710	Paper And Paperboard; Envelopes		210		121
	481910	Paper And Paperboard; Cartons, Boxes And Cases, Of Corrugated Paper Or Pa	776	1.782	307	914
	481920	Paper And Paperboard; Folding Cartons, Boxes And Cases, Of Non-corrugated	45.230	1.309	5.751	1.098
	481930	Paper And Paperboard; Sacks And Bags Of Paper, Paperboard, Cellulose Wad	5	185	25	27
	481940	Paper And Paperboard; Sacks And Bags, Including Cones, Of Paper, Paperboa	1.169	2.583	500	674
	481950	Paper And Paperboard; Packing Containers, Including Record Sleeves, Of Pap	1.910	875	812	785
	481960	Paper And Paperboard; Box Files, Letter Trays, Storage Boxes And Similar Art	25		25	
	482010	Paper And Paperboard; Registers, Account Books, Note Books, Order Books, I	18.464	17.450	37.421	39.440
	482020	Paper And Paperboard; Exercise Books	28.243	9.846	14.568	6.800
	482030	Paper And Paperboard; Binders, Folders And File Covers	4.082	5.460	1.775	1.715
	482040	Paper And Paperboard; Manifold Business Forms And Interleaved Carbon Set	6		1	
	482090	Paper Or Paperboard; Stationery N.e.c. In Heading No. 4820	120	518	105	859
	490110	Printed Matter; In Single Sheets, Whether Or Not Folded	1.221		954	
	490191	Printed Matter; Dictionaries, Encyclopaedias And Serial Instalments Thereof	150		30	
	490199	Printed Matter; Books, Brochures, Leaflets And Similar Printed Matter N.e.c.	9.046	4.689	7.109	3.626
	490300	Printed Matter; Children's Picture, Drawing Or Colouring Books		40		2
	490700	Unused Postage, Revenue Or Similar Stamps Of Current Or New Issue In The Country In Which		15		20
	490810	Printed Matter; Transfers (decalcomanias), Vitrifiable	104	122	994	232
	490890	Printed Matter; Transfers (decalcomanias), Other Than Vitrifiable	1.117	686	1.436	1.508
	490900	Printed Or Illustrated Postcards; Printed Cards Bearing Personal Greetings, M	1.010	46	610	36
	491000	Calendars; Printed, Of Any Kind, Including Calendar Blocks	1.931	1.017	3.427	1.493
	491110	Printed Matter; Trade Advertising Material, Commercial Catalogues And The	631	77	775	114
	491191	Printed Matter; Pictures, Designs And Photographs, N.e.c. In Item No. 4911.1	51	95	26	205
	491199	Printed Matter; N.e.c. In Heading No. 4911	818	368	222	1.132
	500600	Silk Yarn And Yarn Spun From Silk Waste; Put Up For Retail Sale, And Silk-wor	10.500	7.913	1.050	1.772
	500710	Silk; Woven Fabrics Of Noil Silk	343	53	2.450	247
	500720	Silk; Woven Fabrics, Containing 85% Or More By Weight Of Silk Or Of Silk Waste Other Than N		2		2
	500790	Silk; Woven Fabrics N.e.c. In Heading No. 5007		10		20
	511000	Yarn; Of Coarse Animal Hair Or Of Horsehair (including Gimped Horsehair Yar	35.772	37.392	16.599	7.527
	511119	Fabrics, Woven; Of Carded Wool Or Of Carded Fine Animal Hair, Containing 8	36		45	

https://www.bps.go.id

Tabel 2. Ekspor Provinsi Asal Barang Dirinci Menurut Kode HS6 Digit, 2020—2021

Provinsi Asal	Kode HS 6	Deskripsi HS 6 Digit	Berat Bersih (Kg)		Nilai FOB (US$)	
			2020	2021	2020	2021
(1)	(2)	(3)	(4)	(5)	(6)	(7)
Nusa Tenggara Timur						
	520100	Cotton; Not Carded Or Combed		20		84
	520419	Cotton; Sewing Thread, Containing Less Than 85% By Weight Of Cotton, Not I	115	1.924	120	1.660
	520420	Cotton; Sewing Thread, Put Up For Retail Sale	13.331	19.709	4.819	8.304
	520790	Cotton Yarn; (not Sewing Thread), Containing Less Than 85% By Weight Of Cc	23.676	16.871	6.569	8.063
	520819	Fabrics, Woven; Containing 85% Or More By Weight Of Cotton, Unbleached, Of Weaves N.e.c.		13		33
	520841	Fabrics, Woven; Containing 85% Or More By Weight Of Cotton, Of Yarns Of Different Colours, I		2		5
	520842	Fabrics, Woven; Containing 85% Or More By Weight Of Cotton, Of Yarns Of Different Colours, \		35		75
	520859	Fabrics, Woven; Containing 85% Or More By Weight Of Cotton, Printed, Of W	6		200	
	520919	Fabrics, Woven; Containing 85% Or More By Weight Of Cotton, Unbleached, Of Weaves N.e.c.		11.881		38.891
	520921	Fabrics, Woven; Containing 85% Or More By Weight Of Cotton, Bleached, Plain Weave, Weighi		25		100
	520949	Fabrics, Woven; Containing 85% Or More By Weight Of Cotton, Of Yarns Of Different Colours, (		60		60
	521021	Fabrics, Woven; Containing Less Than 85% By Weight Of Cotton, Mixed Mainly Or Solely With I		100		400
	521149	Fabrics, Woven; Containing Less Than 85% By Weight Of Cotton, Mixed Mainly Or Solely With I		50		80
	540110	Sewing Thread; Of Synthetic Filaments, Whether Or Not Put Up For Retail Sal	1		2	
	540261	Yarn, Synthetic; Filament, Monofilament (less Than 67 Decitex), Of Nylon Or Other Polymides (		6		25
	540744	Fabrics, Woven; Containing 85% Or More By Weight Of Filaments Of Nylon O	3.758	40	1.000	50
	540810	Fabrics, Woven; Of Viscose Rayon, High Tenacity, Artificial Filament Yarn		15		45
	540831	Fabrics, Woven; Of Artificial Filament Yarn, Of Artificial Monofilament, Strip A	11.403	9.966	15.888	9.178
	550810	Sewing Thread; Of Synthetic Staple Fibres, Whether Or Not Put Up For Retail	32	535	40	324
	551090	Yarn; (not Sewing Thread), Of Artificial Staple Fibres, Mixed Mainly Or Solely With Fibres (other		426		1.118
	551519	Fabrics, Woven; Of Polyester Staple Fibres N.e.c. In Chapter 55, Mixed Mainly Or Solely With Fi		761		650
	560129	Wadding; Other Articles Thereof, Other Than Of Cotton Or Man-made Fibres	25	59	20	52
	560210	Felt; Needleloom Felt And Stitch-bonded Fibre Fabrics, Whether Or Not Impr	20		80	
	560290	Felt; Impregnated, Coated, Covered Or Laminated (excluding Needleloom Felt And Stitch-bond		5		2
	560314	Nonwovens; Whether Or Not Impregnated, Coated, Covered Or Laminated, C	300		1.200	
	560410	Rubber Thread And Cord; Textile Covered	22	25	25	29
	560490	Yarn; Textile Yarn, Strip, And The Like Of Heading No. 5404 Or 5405, Impregn	35	36	35	16
	560729	Twine, Cordage, Ropes, Cables; Of Sisal Or Other Textile Fibres Of The Genus	242	82	152	82
	560749	Twine, Cordage, Ropes, Cables; Of Polyethylene Or Polypropylene (excluding	110	311	90	325
	560750	Twine, Cordage, Ropes, Cables; Of Synthetic Fibres Other Than Polyethylene	349	297	389	236
	560790	Twine, Cordage, Ropes, Cables; Of Materials N.e.c. In Heading No. 5607, Whe	1.249	5.011	635	715
	560811	Twine, Cordage Or Rope; Fishing Nets, Made Up, Of Man Made Textile Mater	3.347	3.362	2.621	2.936
	560819	Twine, Cordage Or Rope; Knotted Netting, For Other Than Fishing, Of Man-m	161	406	155	463
	560890	Twine, Cordage Or Rope; Knotted Netting, Of Other Than Man-made Textiles	98	485	85	207
	560900	Yarn; Articles Of Yarn, Strip Or The Like Of Heading No. 5404 And 5405, Twin	142	99	124	183
	570110	Carpets And Other Textile Floor Coverings; Knotted, Of Wool Or Fine Animal I	921	1.427	1.268	1.501
	570190	Carpets And Other Textile Floor Coverings; Knotted, Of Textile Materials (oth	1.015	523	734	678
	570231	Carpets And Other Textile Floor Coverings; Woven, (not Tufted Or Flocked), C	21		18	
	570232	Carpets And Other Textile Floor Coverings; Woven, (not Tufted Or Flocked), C	5		15	
	570239	Carpets And Other Textile Floor Coverings; Woven, (not Tufted Or Flocked), C	25		25	
	570250	Carpets And Other Textile Floor Coverings; Woven, (not Tufted Or Flocked), N	260		195	
	570310	Carpets And Other Textile Floor Coverings; Tufted, Of Wool Or Fine Animal H	1.672	10	1.456	5
	570390	Carpets And Other Textile Floor Coverings; Tufted, Of Textile Materials (other	256	570	469	464
	570490	Carpets And Other Textile Floor Coverings; Of Felt, (not Tufted Or Flocked), Ir	20		10	
	570500	Carpets And Other Textile Floor Coverings; N.e.c. In Chapter 57, Whether Or	2.661	2.589	2.324	1.083
	580190	Fabrics; Woven Pile And Chenille, Of Textile Materials N.e.c. In Heading No. 5	6.724	10.192	5.350	10.833
	580220	Fabrics; Terry Towelling And Similar Woven Terry Fabrics, Of Textile Materials	97		38	
	580230	Fabrics; Tufted Textile Fabrics, Excluding Products Of Heading No. 5703	65	100	60	113
	580300	Gauze; Other Than Narrow Fabrics Of Heading No. 5806	91	96	411	39
	580410	Tulles And Other Net Fabrics; Excluding Woven, Knitted Or Crocheted Fabrics	5		5	
	580429	Lace; Mechanically Made, Of Textile Materials, (other Than Man-made Fibres	14	77	23	219
	580610	Fabrics; Woven Pile (including Terry Towelling And Similar Terry Fabrics) And	15		30	
	580631	Fabrics; Narrow Woven Fabrics, N.e.c. In Heading No. 5806, Of Cotton (exclu	20	10	14	10
	580632	Fabrics, Narrow Woven Fabrics, N.e.c. In Heading No. 5806, Of Man-made Fib	27	60	35	50
	580639	Fabrics; Narrow Woven Fabrics, N.e.c. In Heading No. 5806, Of Textile Materi	25		19	
	580790	Labels, Badges And Similar Articles; (other Than Woven), Of Textile Materials	5		5	

https://www.bps.go.id

Tabel 2. Ekspor Provinsi Asal Barang Dirinci Menurut Kode HS6 Digit, 2020—2021

Provinsi Asal	Kode HS 6	Deskripsi HS 6 Digit	Berat Bersih (Kg)		Nilai FOB (US$)	
			2020	2021	2020	2021
(1)	(2)	(3)	(4)	(5)	(6)	(7)
Nusa Tenggara Timur						
	580890	Ornamental Trimmings; Tassels, Pompons And Similar Articles; Ornamental T	2.963	5.169	1.130	2.629
	581099	Embroidery; With Visible Ground, Of Textile Materials (other Than Cotton An	3.645	4.037	1.785	1.199
	581100	Quilted Textile Products; In The Piece, Composed Of One Or More Layers Of Textile Materials A		60		20
	590190	Textile Fabrics; Coated With Gum Or Amylaceous Substances, Tracing Cloth, Prepared Painting		40		20
	590210	Textile Fabrics; Tyrecord Of High Tenacity Yarn Of Nylon Or Other Polyamides		8		12
	590220	Textile Fabrics; Tyrecord Of High Tenacity Yarn Of Polyester	60		120	
	590310	Textile Fabrics; Impregnated, Coated, Covered Or Laminated With Poly(vinyl (	31	541	30	784
	590390	Textile Fabrics; Impregnated, Coated, Covered Or Laminated With Plastics, (excluding Polyviny		110		145
	590500	Textile Wall Coverings Of Fabrics Impregnated, Coated, Covered Or Laminated		400		400
	590700	Textile Fabrics; Otherwise Impregnated, Coated Or Covered, Painted Canvas	538	76	1.530	135
	590800	Textile Wicks, Woven, Plaited Or Knitted; For Lamps, Stoves, Lighters, Candle	290	706	263	422
	590900	Textile Hosepiping And Similar Textile Tubing; With Or Without Lining, Armour Or Accessories (		20		50
	591110	Textile Fabric, Felt & Felt-lined Woven Fabrics, Coated/covered/laminated W	863	105	673	162
	591120	Textile Products And Articles For Technical Uses; Bolting Cloth, Whether Or N	6		6	
	591140	Textile Products And Articles For Technical Uses; Straining Cloth Of A Kind Us	55	10	30	20
	591190	Textile Products And Articles For Technical Uses; N.e.c. In Heading No. 5911	250	695	117	1.363
	600631	Fabrics; Knitted Or Crocheted Fabrics, Other Than Those Of Headings 60.01 To 60.04, Of Synth		1		1
	610120	Coats; Men's Or Boys' Overcoats, Car-coats, Capes, Anoraks, Wind-jackets An	168	257	88	144
	610130	Coats; Men's Or Boys' Overcoats, Car-coats, Capes, Anoraks, Wind-jackets An	199	93	153	145
	610190	Coats; Men's Or Boys' Overcoats, Car-coats, Capes, Anoraks, Wind-jackets An	5.417	16.217	6.577	11.366
	610210	Coats; Women's Or Girls' Overcoats, Car-coats, Capes, Anoraks, Wind-jackets And Similar Artic		100		40
	610230	Coats; Women's Or Girls' Overcoats, Car-coats, Capes, Anoraks, Wind-jackets And Similar Artic		115		87
	610290	Coats; Women's Or Girls' Overcoats, Car-coats, Capes, Anoraks, Wind-jackets	3.599	762	2.270	563
	610310	Suits; Men's Or Boys', Knitted Or Crocheted	1.040	7.835	4.621	8.055
	610322	Ensembles; Men's Or Boys', Of Cotton, Knitted Or Crocheted		2		12
	610323	Ensembles; Men's Or Boys', Of Synthetic Fibres, Knitted Or Crocheted	3.340		5.224	
	610329	Ensembles; Men's Or Boys', Of Textile Materials (other Than Cotton Or Synth	6.628	237	8.652	263
	610333	Jackets And Blazers; Men's Or Boys', Of Synthetic Fibres, Knitted Or Crocheted		619		492
	610339	Jackets And Blazers; Men's Or Boys', Of Textile Materials (other Than Wool O	239	5.125	158	3.115
	610342	Trousers, Bib And Brace Overalls, Breeches And Shorts; Men's Or Boys', Of Cc	23.087	9.755	43.223	9.815
	610343	Trousers, Bib And Brace Overalls, Breeches And Shorts; Men's Or Boys', Of Sy	597	5	573	30
	610349	Trousers, Bib And Brace Overalls, Breeches And Shorts; Men's Or Boys', Of Te	64.739	27.805	96.427	36.715
	610413	Suits; Women's Or Girls', Of Synthetic Fibres, Knitted Or Crocheted	12		60	
	610419	Suits; Women's Or Girls', Of Textile Materials (other Than Synthetic Fibres), K	6.714	21.417	7.014	22.728
	610429	Ensembles; Women's Or Girls', Of Textile Materials (other Than Cotton Or Syr	350		664	
	610439	Jackets; Women's Or Girls', Of Textile Materials (other Than Wool Or Fine Ani	20	50	200	140
	610442	Dresses; Women's Or Girls', Of Cotton, Knitted Or Crocheted	15	1.845	50	1.037
	610449	Dresses; Women's Or Girls', Of Textile Materials (other Than Wool Or Fine An	235	2.855	325	3.547
	610459	Skirts And Divided Skirts; Women's Or Girls', Of Textile Materials (other Than	259	268	92	207
	610461	Trousers, Bib And Brace Overalls, Breeches And Shorts; Women's Or Girls', Of	2		5	
	610462	Trousers, Bib And Brace Overalls, Breeches And Shorts; Women's Or Girls', Of Cotton, Knitted (		3		15
	610463	Trousers, Bib And Brace Overalls, Breeches And Shorts; Women's Or Girls', Of	6.647	14.876	8.803	12.113
	610469	Trousers, Bib And Brace Overalls, Breeches And Shorts; Women's Or Girls', Of	29.433	35.981	22.610	15.660
	610510	Shirts; Men's Or Boys', Of Cotton, Knitted Or Crocheted		1.225		6.216
	610590	Shirts; Men's Or Boys', Of Textile Materials (other Than Cotton Or Man-made	10.275	8.978	10.199	15.255
	610610	Blouses, Shirts And Shirt-blouses; Women's Or Girls', Of Cotton, Knitted Or Crocheted		37		115
	610620	Blouses, Shirts And Shirt-blouses; Women's Or Girls', Of Man-made Fibres, Kr	163	109	295	85
	610690	Blouses, Shirts And Shirt-blouses; Women's Or Girls', Of Textile Materials (oth	2.158	16.604	2.722	12.702
	610712	Underpants And Briefs; Men's Or Boys', Of Man-made Fibres, Knitted Or Croc	10	30	15	31
	610719	Underpants And Briefs; Men's Or Boys', Of Textile Materials (other Than Cott	2.218	4.026	2.366	2.273
	610729	Nightshirts And Pyjamas; Men's Or Boys', Of Textile Materials (other Than Co	98	125	125	99
	610799	Bathrobes, Dressing Gowns And Similar Articles; Men's Or Boys', Of Textile M	5	142	25	153
	610819	Slips And Petticoats; Women's Or Girls', Of Textile Materials (other Than Mar	3	146	3	49
	610829	Briefs And Panties; Women's Or Girls', Of Textile Materials (other Than Cotto	425	327	223	332
	610839	Nightdresses And Pyjamas; Women's Or Girls', Of Textile Materials (other Than Cotton Or Man		29		15
	610899	Negligees, Bathrobes, Dressing Gowns And Similar Articles; Women's Or Girls	174	97	263	125

https://www.bps.go.id

Tabel 2. Ekspor Provinsi Asal Barang Dirinci Menurut Kode HS6 Digit, 2020—2021

Provinsi Asal	Kode HS 6	Deskripsi HS 6 Digit	Berat Bersih (Kg)		Nilai FOB (US$)	
			2020	2021	2020	2021
(1)	(2)	(3)	(4)	(5)	(6)	(7)
Nusa Tenggara Timur						
	610910	T-shirts, Singlets And Other Vests; Of Cotton, Knitted Or Crocheted	18.197	65.657	18.624	45.664
	610990	T-shirts, Singlets And Other Vests; Of Textile Materials (other Than Cotton), K	30.743	15.098	32.404	11.195
	611019	Jerseys, Pullovers, Cardigans, Waistcoats And Similar Articles; Knitted Or Croc	163	149	143	215
	611020	Jerseys, Pullovers, Cardigans, Waistcoats And Similar Articles; Of Cotton, Knit	12		20	
	611030	Jerseys, Pullovers, Cardigans, Waistcoats And Similar Articles; Of Man-made F	10		5	
	611090	Jerseys, Pullovers, Cardigans, Waistcoats And Similar Articles; Of Textile Mate	4.691	2.779	4.220	3.411
	611120	Garments And Clothing Accessories; Babies', Of Cotton, Knitted Or Crocheted	1.277	105	2.195	87
	611130	Garments And Clothing Accessories; Babies', Of Synthetic Fibres, Knitted Or C	51	49	48	24
	611190	Garments And Clothing Accessories; Babies', Of Textile Materials (other Than	6.623	12.810	7.041	8.084
	611239	Swimwear; Men's Or Boys', Of Textile Materials (other Than Synthetic Fibres)	12		15	
	611300	Garments Made Up Of Knitted Or Crocheted Fabrics Of Heading No. 5903, 59	123		140	
	611490	Garments; Of Textile Materials (other Than Cotton Or Man-made Fibres), Knit	60	5	80	5
	611510	Graduated Compression Hosiery (for Example, Stockings For Varicose Veins),	57		95	
	611529	Hosiery; Panty Hose And Tights (other Than Graduated Compression Hosiery)	124	87	51	27
	611530	Hosiery; Women's, Full-length Or Knee-length (other Than Graduated Compr	915	1.347	642	1.665
	611599	Hosiery And Footwear; Without Applied Soles, Of Textile Materials N.e.c. In It	511	1.631	354	897
	611610	Gloves, Mittens And Mitts; Knitted Or Crocheted, Impregnated, Coated Or Co	5	10	20	10
	611699	Gloves, Mittens And Mitts; Of Textile Materials (other Than Wool Or Fine Ani	667	1.267	459	583
	611710	Shawls, Scarves, Mufflers, Mantillas, Veils And The Like; Knitted Or Crocheted	3.164	334	7.440	242
	611780	Clothing Accessories; Knitted Or Crocheted, N.e.c. In Heading No. 6117	82	253	91	280
	611790	Clothing; Parts, Knitted Or Crocheted	30	45	22	59
	620311	Suits; Men's Or Boys', Of Wool Or Fine Animal Hair (not Knitted Or Crocheted)		120		40
	620319	Suits; Men's Or Boys', Of Textile Materials N.e.c. In Item No. 6203.1 (not Knitt	6.399	18.913	5.420	11.200
	620329	Ensembles; Men's Or Boys', Of Textile Materials N.e.c. In Item No. 6203.2 (no	8		90	
	620332	Jackets And Blazers; Men's Or Boys', Of Cotton (not Knitted Or Crocheted)	24		80	
	620339	Jackets And Blazers; Men's Or Boys', Of Textile Materials N.e.c. In Item No. 62	80	291	15	298
	620342	Trousers, Bib And Brace Overalls, Breeches And Shorts; Men's Or Boys', Of Cotton (not Knitted		822		510
	620349	Trousers, Bib And Brace Overalls, Breeches And Shorts; Men's Or Boys', Of Te	5.925	35.394	10.901	23.023
	620412	Suits; Women's Or Girls', Of Cotton (not Knitted Or Crocheted)	48	124	204	90
	620413	Suits; Women's Or Girls', Of Synthetic Fibres (not Knitted Or Crocheted)	600	468	1.170	1.381
	620419	Suits; Women's Or Girls', Of Textile Materials N.e.c. In Item No. 6204.1 (not K	457	32.236	462	17.018
	620429	Ensembles; Women's Or Girls', Of Textile Materials N.e.c. In Item No. 6204.2	69	360	36	445
	620439	Jackets And Blazers; Women's Or Girls', Of Textile Materials N.e.c. In Item No. 6204.3 (not Knit		13		20
	620449	Dresses; Women's Or Girls', Of Textile Materials N.e.c. In Item No. 6204.4 (no	1.740	12.131	1.226	3.219
	620452	Skirts And Divided Skirts; Women's Or Girls', Of Cotton (not Knitted Or Croche	778	605	885	595
	620453	Skirts And Divided Skirts; Women's Or Girls', Of Synthetic Fibres (not Knitted	63		36	
	620459	Skirts And Divided Skirts; Women's Or Girls', Of Textile Materials N.e.c. In Iter	9.139	1.522	10.701	1.442
	620462	Trousers, Bib And Brace Overalls, Breeches And Shorts; Women's Or Girls', Of Cotton (not Knitt		129		64
	620469	Trousers, Bib And Brace Overalls, Breeches And Shorts; Women's Or Girls', Of	5.450	797	10.688	611
	620520	Shirts; Men's Or Boys', Of Cotton (not Knitted Or Crocheted)	4.818	3.890	4.474	3.344
	620530	Shirts; Men's Or Boys', Of Man-made Fibres (not Knitted Or Crocheted)	30		40	
	620590	Shirts; Men's Or Boys', Of Textile Materials N.e.c. In Heading No. 6205 (not Kn	16.192	17.685	14.341	16.405
	620610	Blouses, Shirts And Shirt-blouses; Women's Or Girls', Of Silk Or Silk Waste (no	214	297	389	155
	620630	Blouses, Shirts And Shirt-blouses; Women's Or Girls', Of Cotton (not Knitted Or Crocheted)		25		35
	620690	Blouses, Shirts And Shirt-blouses; Women's Or Girls', Of Textile Materials N.e	27.832	25.759	34.325	17.704
	620711	Underpants And Briefs; Men's Or Boys', Of Cotton (not Knitted Or Crocheted)		5		4
	620719	Underpants And Briefs; Men's Or Boys', Of Textile Materials Other Than Cotto	262	174	223	180
	620721	Nightshirts And Pyjamas; Men's Or Boys', Of Cotton (not Knitted Or Crocheted)		12		20
	620729	Nightshirts And Pyjamas; Men's Or Boys', Of Textile Materials Other Than Cotton Or Man-mad		259		195
	620799	Singlets And Other Vests, Bathrobes, Dressing Gowns And Similar Articles; Me	213	6.626	200	9.391
	620819	Slips And Petticoats; Women's Or Girls', Of Textile Materials Other Than Man	8.897	9.044	7.298	5.160
	620821	Nightdresses And Pyjamas; Women's Or Girls', Of Cotton (not Knitted Or Crocheted)		9		8
	620822	Nightdresses And Pyjamas; Women's Or Girls', Of Man-made Fibres (not Knitt	5	140	10	105
	620829	Nightdresses And Pyjamas; Women's Or Girls', Of Textile Materials Other Than Cotton Or Man-		206		115
	620892	Singlets And Other Vests, Briefs, Panties, Negligees, Bathrobes, Dressing Gow	47	1.416	31	735
	620899	Singlets And Other Vests, Briefs, Panties, Negligees, Bathrobes, Dressing Gow	1.410	871	690	561
	620920	Garments And Clothing Accessories; Babies', Of Cotton (not Knitted Or Croch	7.902	13.194	5.149	9.000
	620930	Garments And Clothing Accessories; Babies', Of Synthetic Fibres (not Knitted	2.098	416	2.228	328

https://www.bps.go.id

Tabel 2. Ekspor Provinsi Asal Barang Dirinci Menurut Kode HS6 Digit, 2020—2021

Provinsi Asal	Kode HS 6	Deskripsi HS 6 Digit	Berat Bersih (Kg)		Nilai FOB (US$)	
			2020	2021	2020	2021
(1)	(2)	(3)	(4)	(5)	(6)	(7)
Nusa Tenggara Timur						
	620990	Garments And Clothing Accessories; Babies', Of Textile Materials Other Than	30.177	3.314	21.987	4.935
	621010	Garments; Of Felt Or Non-wovens (not Knitted Or Crocheted)		15		35
	621050	Garments; Women's Or Girls', N.e.c. In Item No. 6210.3, Of The Fabrics Of He	85	427	130	475
	621111	Swimwear; Men's Or Boys', (not Knitted Or Crocheted)		3		18
	621120	Ski Suits; (not Knitted Or Crocheted)	1.106	5.005	1.295	4.266
	621132	Track Suits And Other Garments N.e.c.; Men's Or Boys', Of Cotton (not Knitte	1.326	3.133	1.801	1.643
	621133	Track Suits And Other Garments N.e.c.; Men's Or Boys', Of Man-made Fibres	35		8	
	621139	Track Suits And Other Garments N.e.c.; Men's Or Boys', Of Textile Materials N	7.967	28	6.410	100
	621142	Track Suits And Other Garments N.e.c.; Women's Or Girls', Of Cotton (not Kni	116	113	110	169
	621143	Track Suits And Other Garments N.e.c.; Women's Or Girls', Of Man-made Fibr	10	44	35	25
	621149	Track Suits And Other Garments N.e.c.; Women's Or Girls', Of Textile Materia	1.247	4.168	1.128	5.850
	621210	Brassieres; Whether Or Not Knitted Or Crocheted		40		36
	621230	Corselettes; Whether Or Not Knitted Or Crocheted	5		5	
	621290	Braces, Suspenders, Garters And Similar Articles; Whether Or Not Knitted Or Crocheted, N.e.c.		1		4
	621490	Shawls, Scarves, Mufflers, Mantillas, Veils And The Like; Of Textile Materials N.e.c. In Heading		2		5
	621590	Ties, Bow Ties And Cravats; Of Textile Materials Other Than Silk Or Man-mad	44	20	48	16
	621600	Gloves, Mittens And Mitts (not Knitted Or Crocheted)	424	293	316	300
	621710	Clothing Accessories; Other Than Those Of Heading No. 6212 (not Knitted Or	154	92	234	120
	621790	Clothing; Parts Of Garments Or Of Clothing Accessories, Other Than Those Of Heading No. 621		5		12
	630120	Blankets (other Than Electric Blankets) And Travelling Rugs; Of Wool Or Fine	25	99	25	70
	630130	Blankets (other Than Electric Blankets) And Travelling Rugs; Of Cotton	159	129	171	92
	630140	Blankets (other Than Electric Blankets) And Travelling Rugs; Of Synthetic Fibr	4	94	25	60
	630190	Blankets And Travelling Rugs; N.e.c. In Heading No. 6301	4.664	6.739	4.786	3.874
	630222	Bed Linen; Of Man-made Fibres, Printed, Not Knitted Or Crocheted	3.010	3.163	2.319	2.065
	630229	Bed Linen; Of Textile Materials (other Than Cotton Or Man-made Fibres), Prir	5.780	691	6.993	1.613
	630232	Bed Linen; Of Man-made Fibres (not Printed, Knitted Or Crocheted)	1.201		1.240	
	630239	Bed Linen; Of Textile Materials Other Than Cotton Or Man-made Fibres (not	113	506	210	575
	630240	Table Linen; Knitted Or Crocheted	60	6	60	14
	630251	Table Linen; Of Cotton, Not Knitted Or Crocheted	180		12	
	630259	Table Linen; Of Textile Materials (other Than Cotton Or Man-made Fibres), N	129	10	79	16
	630260	Kitchen And Toilet Linen; Of Terry Towelling Or Similar Terry Fabrics, Of Cottc	257	91	6.284	140
	630291	Toilet And Kitchen Linen; Of Cotton, Excluding Terry Towelling Or Similar Terry Fabrics		61		35
	630299	Toilet And Kitchen Linen; Of Textile Materials (other Than Cotton Or Man-ma	112	1.230	20	9.922
	630312	Curtains (including Drapes) And Interior Blinds; Curtain Or Bed Valances, Knit	52	140	245	125
	630319	Curtains (including Drapes) And Interior Blinds; Curtain Or Bed Valances, Knit	2.572	2.459	3.696	3.108
	630399	Curtains (including Drapes) And Interior Blinds, Curtain Or Bed Valances; Of T	10.730	9.709	5.267	7.401
	630419	Bedspreads; Not Knitted Or Crocheted	789	1.046	1.313	928
	630420	Furnishing Articles; Excluding Those Of Heading No. 9404, Bed Nets, Specifiec	159	31	156	42
	630491	Furnishing Articles; Excluding Those Of Heading No. 9404, N.e.c. In Heading 6304, Knitted Or C		1.055		563
	630499	Furnishing Articles; Of Textile Materials Other Than Cotton Or Synthetic Fibre	100	95	96	49
	630510	Sacks And Bags; Of A Kind Used For The Packing Of Goods, Of Jute Or Of Othe	3.130	2.919	2.124	1.274
	630532	Sacks And Bags; Of A Kind Used For The Packing Of Goods, Of Man-made Textile Materials, Fle		5		10
	630533	Sacks And Bags; Of A Kind Used For The Packing Of Goods, Of Man-made Textile Materials, Of		6.780		3.390
	630539	Sacks And Bags; Of A Kind Used For The Packing Of Goods, Of Man-made Tex	4.080	140	298	120
	630590	Sacks And Bags; Of A Kind Used For The Packing Of Goods, Of Textile Materia	32	4.990	19	1.198
	630612	Tarpaulins, Awnings And Sunblinds; Of Synthetic Fibres	370	440	345	287
	630619	Tarpaulins, Awnings And Sunblinds; Of Textile Materials Other Than Synthetic	2.083	903	1.591	725
	630622	Tents; Of Synthetic Fibres	14		65	
	630629	Tents; Of Textile Materials Other Than Synthetic Fibres	1.042	1.620	426	726
	630630	Sails; For Boats, Sailboards Or Landcraft		10		5
	630640	Camping Goods; Pneumatic Mattresses	17	939	240	7.935
	630690	Camping Goods; (of Textile Materials), N.e.c In Heading No. 6306	1.040	151	1.470	374
	630710	Cloths; Floor Cloths, Dish-cloths, Dusters And Similar Cleaning Cloths	937	593	12.820	418
	630720	Life-jackets And Life-belts	60		360	
	630790	Textiles; Made Up Articles (including Dress Patterns), N.e.c. In Chapter 63, N.	90	124	455	119
	630800	Fabrics, Woven And Yarn; In Sets, Whether Or Not With Accessories, For Mak	566	427	718	243
	631010	Rags; Used Or New, Scrap Twine, Cordage, Rope And Cables And Worn Out A	8		65	
	631090	Rags; Used Or New, Scrap Twine, Cordage, Rope And Cables And Worn Out A	1.375	170	434	90
	640192	Footwear; Waterproof, Covering The Ankle (but Not The Knee), Rubber Or Pl	24	436	60	382
	640199	Footwear; Waterproof, N.e.c. In Heading No. 6401, Rubber Or Plastic Outer S	90.051	41.604	37.154	17.205

https://www.bps.go.id

Tabel 2. Ekspor Provinsi Asal Barang Dirinci Menurut Kode HS6 Digit, 2020—2021

Provinsi Asal	Kode HS 6	Deskripsi HS 6 Digit	Berat Bersih (Kg)		Nilai FOB (US$)	
			2020	2021	2020	2021
(1)	(2)	(3)	(4)	(5)	(6)	(7)
Nusa Tenggara Timur						
	640219	Sports Footwear; (other Than Ski-boots, Snowboard Boots Or Cross-country S	1.186	8.485	1.034	6.467
	640220	Footwear; With Outer Soles And Uppers Of Rubber Or Plastics, Upper Straps	912	8.377	1.094	6.338
	640291	Footwear; N.e.c. In Heading No. 6402, Covering The Ankle, With Outer Soles	25.029	5.163	14.312	3.188
	640299	Footwear; N.e.c. In Heading No. 6402, (other Than Just Covering The Ankle),	14.884	10.856	23.391	11.683
	640312	Sports Footwear; With Outer Soles Of Rubber, Plastics, Leather Or Compositi	4		5	
	640319	Sports Footwear; (other Than Ski-boots, Snowboard Boots Or Cross-country S	49.360	69.376	27.360	48.847
	640320	Footwear; With Outer Soles Of Leather, Uppers Consisting Of Leather Straps	17.862	6.293	22.436	9.568
	640351	Footwear; N.e.c. In Heading No. 6403, With Outer Soles And Uppers Of Leather, Covering The		5		25
	640359	Footwear; N.e.c. In Heading No. 6403, (not Covering The Ankle), Outer Soles	338	3.875	432	3.119
	640391	Footwear; N.e.c. In Heading No. 6403, Covering The Ankle, Outer Soles Of Rubber, Plastics Or		10		15
	640399	Footwear; N.e.c. In Heading No. 6403, (not Covering The Ankle), Outer Soles Of Rubber, Plastic		8.146		6.887
	640411	Sports Footwear; Tennis Shoes, Basketball Shoes, Gym Shoes, Training Shoes	2.072	1.061	1.518	1.442
	640419	Footwear; (other Than Sportswear), With Outer Soles Of Rubber Or Plastics A	77	2.789	125	2.593
	640420	Footwear; Outer Soles Of Leather Or Composition Leather, Uppers Of Textile	90	213	510	343
	640510	Footwear; With Uppers Of Leather Or Composition Leather, N.e.c. In Chapter	1.286	1.929	917	2.949
	640520	Footwear; With Uppers Of Textile Materials, N.e.c. In Chapter 64	305	377	230	142
	640590	Footwear; N.e.c. In Chapter 64	129.057	90.877	51.344	55.920
	640690	Footwear; Parts, N.e.c. In Heading 6406	4.788	415	5.542	657
	650100	Hat-forms, Hat Bodies And Hoods Of Felt, Neither Blocked To Shape Nor With	10	15	15	20
	650400	Hats And Other Headgear; Plaited Or Made By Assembling Strips Of Any Mate	5.108	8.104	5.019	6.613
	650500	Hats And Other Headgear; Knitted Or Crocheted, Or Made Up From Lace, Felt	2.096	1.755	2.184	2.438
	650610	Headgear; Safety, Whether Or Not Lined Or Trimmed	46.038	63.835	35.607	43.278
	650691	Headgear; (other Than Safety Headgear), Of Rubber Or Plastics, Whether Or I	67		54	
	650699	Headgear; (other Than Safety Headgear), (of Materials Other Than Rubber Or	74	19	66	40
	660110	Umbrellas And Sun Umbrellas; Garden Or Similar Umbrellas	168	788	203	471
	660199	Umbrellas And Sun Umbrellas; N.e.c. In Heading No. 6601 (including Walking	54	692	65	515
	660200	Walking-sticks, Seat-sticks, Whips, Riding-crops And The Like	609	50	823	80
	670210	Flowers, Foliage And Fruit, Artificial, And Parts Thereof; Articles Made Of Arti	64	31	50	82
	670290	Flowers, Foliage And Fruit, Artificial, And Parts Thereof; Articles Made Of Arti	10	30	15	50
	670411	Wigs; Complete, Of Synthetic Textile Materials	2	8	5	30
	670419	False Beards, Eyebrows And Eyelashes, Switches And The Like; Of Synthetic T	2		20	
	680100	Stone; Setts, Curbstones And Flagstones, Of Natural Stone (except Slate)	1.150	1.350	572	410
	680210	Tiles, Cubes And Similar Articles; Whether Or Not Rectangular (including Squa	20.000	1.975	9.800	472
	680221	Marble, Travertine And Alabaster; Simply Cut Or Sawn, With A Flat Or Even S	8.400		1.327	
	680229	Stone; Monumental Or Building Stone, N.e.c. In Item No. 6802.2, Articles The	14.891	43.745	7.929	2.943
	680291	Marble, Travertine And Alabaster; Articles Thereof, (other Than Simply Cut O	2.500		250	
	680299	Stone; Natural (excluding Marble, Travertine, Alabaster, Other Calcareous Sto	445.524	223.786	339.987	103.438
	680410	Millstones And Grindstones; For Milling, Grinding Or Pulping	113	101	129	240
	680422	Millstones, Grindstones, Grinding Wheels And The Like; Of Other Agglomerat	1.211	235	1.234	935
	680423	Millstones, Grindstones, Grinding Wheels And The Like; Of Natural Stone	156	45	79	66
	680430	Stones; Hand Sharpening Or Polishing Stones, Of Natural Stone, Agglomerate	19	119	32	20
	680520	Abrasive Powder Or Grain; Natural Or Artificial, On A Base Of Paper Or Paperboard Only, Whet		15		18
	680530	Abrasive Powder Or Grain; Natural Or Artificial, On A Base Of Materials N.e.c. In Heading No. 6		9		50
	680690	Minerals; Mixtures And Articles Of Heat-insulating, Sound-insulating Or Soun	3		25	
	680800	Panels, Boards, Tiles, Blocks And The Like; Of Vegetable Fibre, Of Straw, Shav	6	674	14	3.370
	680911	Plaster, Or Plaster Compositions; Boards, Sheets, Panels, Tiles And Similar Art	2.431	3.382	934	1.674
	681011	Cement, Concrete Or Artificial Stone; Building Blocks Or Bricks, Whether Or N	30.953	40.989	2.490	3.979
	681019	Cement, Concrete Or Artificial Stone; Tiles, Flagstones And Similar, (excluding	1.775	2.356	995	822
	681099	Cement, Concrete Or Artificial Stone; Articles (other Than Prefabricated Struc	128	738	119	128
	681140	Asbestos-cement; Articles Or The Like, Containing Asbestos	17.000		910	
	681182	Cellulose Fibre-cement; Articles Or The Like, Sheets, Panels, Tiles And Similar	200	100	100	40
	681189	Cellulose Fibre-cement; Articles Or The Like, Other Than Corrugated Sheets A	10		10	
	681280	Fabricated Crocidolite (blue Asbestos) Fibres, Mixtures With A Basis Of Crocidolite (blue Asbest		9		6
	681291	Asbestos Or Mixtures With A Basis Of Asbestos (other Than Crocidolite); Clotl	50		40	
	681320	Friction Material And Articles Thereof (e.g. Sheets, Rolls, Strips, Segments, Di	60	10	145	5
	681490	Mica; Worked Mica And Articles Of Mica (excluding Plates, Sheets And Strips)	53	20	103	7
	681599	Stone Articles And Articles Of Other Mineral Substances; N.e.c. Or Included In	594		936	
	690100	Bricks, Blocks, Tiles And Other Ceramic Goods Of Siliceous Fossil Meals (e.g. K	164.589	155.907	22.492	29.595
	690290	Refractory Bricks, Blocks, Tiles And Similar Refractory Ceramic Constructional	6.561	7.683	1.843	2.243
	690390	Refractory Ceramic Goods; Composition Of Which N.e.c. In Heading No. 6903	11.127	7.497	1.958	2.033

https://ntt.bps.go.id

Tabel 2. Ekspor Provinsi Asal Barang Dirinci Menurut Kode HS6 Digit, 2020—2021

Provinsi Asal	Kode HS 6	Deskripsi HS 6 Digit	Berat Bersih (Kg)		Nilai FOB (US$)	
			2020	2021	2020	2021
(1)	(2)	(3)	(4)	(5)	(6)	(7)
Nusa Tenggara Timur						
	690410	Ceramic Building Bricks	9.629	17.469	1.097	5.707
	690490	Ceramic Flooring Blocks, Supports Or Filler Tiles And The Like (excluding Build	27.802	112.923	4.388	10.042
	690590	Ceramic Chimney-pots, Cowls, Chimney Liners, Architectural Ornaments And	70	27	69	17
	690600	Ceramic Pipes, Conduits, Guttering And Pipe Fittings	122		81	
	690721	Ceramic Tiles; Flags And Paving, Hearth Or Wall Tiles Other Than Those Of Su	1.120		560	
	690730	Mosaic Cubes And The Like, Other Than Those Of Subheading 6907.40	59.341	57.243	12.472	9.381
	691010	Ceramic Sinks, Wash Basins, Wash Basin Pedestals, Baths, Bidets, Water Clos	3.064	3.914	1.125	5.920
	691090	Ceramic Sinks, Wash Basins, Wash Basin Pedestals, Baths, Bidets, Water Clos	1.183	2.024	1.138	2.637
	691110	Tableware And Kitchenware; Of Porcelain Or China	4.208	3.829	1.463	1.324
	691190	Household And Toilet Articles; N.e.c. In Heading No. 6911, Of Porcelain Or China		94		117
	691200	Ceramic Tableware, Kitchenware, Other Household Articles And Toilet Article	192	126	138	172
	691310	Ceramic Statuettes And Other Ornamental Ceramic Articles, Of Porcelain Or (	887	635	1.014	1.117
	691390	Ceramic Statuettes And Other Ornamental Ceramic Articles; Other Than Of Porcelain Or China		5		5
	691410	Ceramic Articles N.e.c. In Chapter 69; Of Porcelain Or China	5.325	138	2.409	204
	691490	Ceramic Articles N.e.c. In Chapter 69; Other Than Of Porcelain Or China	810	10	100	6
	700210	Glass; Unworked, In Balls (other Than Microspheres Of Heading No. 7018)	3	2	60	8
	700232	Glass; Unworked, Tubes, Of Glass Having A Linear Coefficient Of Expansion N	115	1	9	5
	700239	Glass; Unworked, In Tubes, Other Than Of Glass Having A Linear Coefficient C	322	192	51	218
	700312	Glass; Cast Glass And Rolled Glass, Non-wired Sheets, Coloured Through The	4.324	6.710	1.571	3.793
	700319	Glass; Cast Glass And Rolled Glass, Non-wired Sheets, (excluding Those Coloured Throughout T		325		140
	700320	Glass; Cast Glass And Rolled Glass, Wired Sheets, Whether Or Not Having An Absorbent Or Ref		349		230
	700330	Glass; Cast Glass And Rolled Glass, Profiles, Not Otherwise Worked	2.871	79	617	419
	700420	Glass; Drawn And Blown, In Sheets, Coloured Throughout The Mass (body Tir	318	244	320	540
	700490	Glass; Drawn And Blown, In Sheets, (other Than Glass Coloured Throughout T	8		32	
	700510	Glass; Float Glass And Surface Ground Or Polished Glass, In Sheets, Non-wired, Having An Absc		5		10
	700600	Glass Of Heading No. 7003, 7004 Or 7005; Bent, Edge-worked, Engraved, Drilled, Enamelled Or		37		27
	700711	Glass; Safety Glass, Toughened (tempered), Of Size And Shape Suitable For In	521	203	537	355
	700719	Glass; Safety Glass, Toughened (tempered), (not Of A Size And Shape Suitable	65	89	65	135
	700721	Glass; Safety Glass, Laminated, Of Size And Shape Suitable For Incorporation	109	475	135	391
	700729	Glass; Safety Glass, Laminated, (not Of A Size And Shape Suitable For Incorpo	10	20	25	35
	700800	Glass; Multiple-walled Insulating Units Of Glass	15.852	17.319	3.262	5.242
	700910	Glass; Rear-view Mirrors For Vehicles	8.197	6.578	9.583	10.917
	700991	Glass Mirrors; Unframed, Excluding Rear-view Mirrors For Vehicles	486	1.515	247	910
	700992	Glass Mirrors; Framed, Excluding Rear-view Mirrors For Vehicles	205	1.328	691	2.594
	701090	Glass; Carboys, Bottles, Flasks, Jars, Pots, Phials And Other Containers Of Glas	126	617	1.219	343
	701110	Glass Envelopes (including Bulbs And Tubes); Open, And Glass Parts Thereof,	5	55	45	60
	701190	Glass Envelopes (including Bulbs And Tubes); Open, And Glass Parts Thereof,	7		6	
	701310	Glassware; Of A Kind Used For Table, Kitchen, Toilet, Office, Indoor Decoratic	9.006	7.050	2.185	2.008
	701328	Stemware Drinking Glasses, Other Than Of Lead Crystal Or Glass-ceramics	545	183	2.141	92
	701337	Glassware; Drinking Glasses (not Stemware), Other Than Of Lead Crystal Or G	18.120	1.856	5.695	1.093
	701341	Glassware Of A Kind Used For Table Or Kitchen Purposes (not Drinking Glasse	30		30	
	701349	Glassware Of A Kind Used For Table Or Kitchen Purposes (not Drinking Glasse	708	3.664	185	2.070
	701399	Glassware; N.e.c. In Heading No. 7013, Other Than Of Lead Crystal	6.702	13.870	2.707	8.955
	701400	Glassware; Signalling, (not Optically Worked)		82		98
	701510	Glasses For Corrective Spectacles; Curved, Bent, Hollowed Or The Like, Not O	132		265	
	701590	Glasses; Clock Or Watch And Similar, Glasses For Non-corrective Spectacles, (	68	22	5	42
	701610	Glass Cubes And Other Glass Smallwares; Whether Or Not On A Backing, For	27		40	
	701690	Multicellular Or Foam Glass; In Blocks, Panels, Plates, Shells Or Similar Forms,	17.353	15.581	6.968	7.833
	701810	Glass; Beads, Imitation Pearls, Imitation Precious Or Semi-precious Stones An	50		50	
	701890	Glass; Articles Thereof, Statuettes And Other Ornaments Of Lamp Worked Gl	70		116	
	701990	Glass Fibres; N.e.c. In Heading No. 7019	10		10	
	702000	Glass; Articles N.e.c. In Chapter 70	2.864	4.863	1.268	2.181
	710121	Pearls; Cultured, Unworked, Whether Or Not Graded (but Not Strung, Mounted Or Set), Temp		75		673.589
	711311	Jewellery; Of Silver, Whether Or Not Plated Or Clad With Other Precious Met	0		7.138	
	711319	Jewellery; Of Precious Metal (excluding Silver) Whether Or Not Plated Or Clac	0		2.866	
	711320	Jewellery; Of Base Metal Clad With Precious Metal, And Parts Thereof	6		6	
	711590	Metal; Precious Or Metal Clad With Precious Metal, Other Than That Of Item	2		100	
	711711	Jewellery; Imitation, Cuff Links And Studs, Of Base Metal, Whether Or Not Plated With Preciou		20		75
	711719	Jewellery; Imitation, (excluding Cuff Links And Studs), Of Base Metal, Whethe	12	7	43	31
	711790	Jewellery; Imitation, Of Other Than Base Metal, Whether Or Not Plated With	79	151	167	416

https://nttprov.bps.go.id

Tabel 2. Ekspor Provinsi Asal Barang Dirinci Menurut Kode HS6 Digit, 2020—2021

Provinsi Asal	Kode HS 6	Deskripsi HS 6 Digit	Berat Bersih (Kg)		Nilai FOB (US$)	
			2020	2021	2020	2021
(1)	(2)	(3)	(4)	(5)	(6)	(7)
Nusa Tenggara Timur						
	720690	Iron Or Non-alloy Steel; Primary Forms (excluding Ingots And Iron Of Heading	365	1.130	186	896
	720719	Iron Or Non-alloy Steel; Semi-finished Products Of Iron Or Non-alloy Steel, Co	1.017	175	546	28
	720720	Iron Or Non-alloy Steel; Semi-finished Products Of Iron Or Non-alloy Steel, Co	25		8	
	720827	Iron Or Non-alloy Steel; In Coils, Without Patterns In Relief, Flat-rolled, Of A V	216		40	
	721012	Iron Or Non-alloy Steel; Flat-rolled, Width 600mm Or More, Plated Or Coated	38.911	48.199	12.776	24.416
	721030	Iron Or Non-alloy Steel; Flat-rolled, Width 600mm Or More, Electrolytically Pl	1.400	260	200	215
	721041	Iron Or Non-alloy Steel; Flat-rolled, Width 600mm Or More, Corrugated, Plate	1.450	2.450	180	575
	721049	Iron Or Non-alloy Steel; Flat-rolled, Width 600mm Or More, (not Corrugated)	910	3.600	277	2.925
	721113	Iron Or Non-alloy Steel; Flat-rolled, Hot-rolled, Rolled On Four Faces Or In A C	22	20	15	150
	721114	Iron Or Non-alloy Steel; Flat-rolled, Hot-rolled, Of A Width Less Than 600mm, 4.75mm Thick Or		5		10
	721240	Iron Or Non-alloy Steel; Flat-rolled, Width Less Than 600mm, Painted, Varnish	10		25	
	721310	Iron Or Non-alloy Steel; Bars And Rods, Hot-rolled, In Irregularly Wound Coils	42.259	52.295	6.484	8.622
	721410	Iron Or Non-alloy Steel; Bars And Rods, Forged, Hot-rolled, Hot-drawn Or Hot	40.165	71.757	13.120	26.065
	721420	Iron Or Non-alloy Steel; Bars And Rods, Hot-rolled, Hot-drawn Or Hot-extrude	410.896	716.987	49.251	134.370
	721430	Iron Or Non-alloy Steel; Bars And Rods, Hot-rolled, Hot-drawn Or Hot-extrude	29.164	25.329	13.885	11.677
	721499	Iron Or Non-alloy Steel; Bars And Rods, Hot-rolled, Hot-drawn Or Hot-extrude	174.184	278.388	30.351	49.928
	721510	Iron Or Non-alloy Steel; Bars And Rods, Of Free-cutting Steel, Cold-formed Or	2.307	71	2.048	73
	721590	Iron Or Non-alloy Steel; Bars And Rods, N.e.c. In Chapter 72, N.e.c. In Heading	5.340	1.015	718	357
	721621	Iron Or Non-alloy Steel; L Sections, Hot-rolled, Hot-drawn Or Extruded, Of A H	4.430	878	965	306
	721650	Iron Or Non-alloy Steel; Angles, Shapes And Sections, N.e.c. In Heading No. 7216, Hot-rolled, H		150		150
	721710	Iron Or Non-alloy Steel; Wire, (not Plated Or Coated), Whether Or Not Polishe	913	1.284	458	807
	721730	Iron Or Non-alloy Steel; Wire, Plated Or Coated With Base Metals (other Than Zinc)		286		180
	721790	Iron Or Non-alloy Steel; Wire, N.e.c. In Heading No. 7217	100	25	50	29
	721891	Steel, Stainless; Semi-finished Products, Of Rectangular (other Than Square) (	16		17	
	721899	Steel, Stainless; Semi-finished Products, Other Than Of Rectangular Cross-sec	4.482	13.860	1.454	6.472
	722219	Steel, Stainless; Bars And Rods, Hot-rolled, Hot-drawn Or Extruded, Other Tha	2		5	
	722300	Steel, Stainless; Wire	30		10	
	722699	Steel, Alloy; Flat-rolled, Width Less Than 600mm, N.e.c. In Item No. 7226.9		4.000		800
	722810	Steel, Alloy; Bars And Rods, Of High Speed Steel	5		25	
	722870	Steel, Alloy; Angles, Shapes And Sections	8		30	
	722990	Steel, Alloy; Wire, Of Materials Other Than Silico-manganese Steel	15	20	2	5
	730120	Iron Or Steel; Angles, Shapes And Sections, Welded	12		5	
	730240	Iron Or Steel, Railway Or Tramway Track Construction Material; Fish-plates A	100	10	85	18
	730290	Iron Or Steel, Railway Or Tramway Track Construction Material; N.e.c. In Heading No. 7302		331		367
	730300	Cast Iron; Tubes, Pipes And Hollow Profiles	17.694	4.556	11.343	4.151
	730411	Iron Or Steel (excluding Cast Iron); Seamless, Line Pipe Of A Kind Used For Oil	49	111.516	146	44.900
	730419	Iron Or Steel (excluding Cast Iron Or Stainless Steel); Seamless, Line Pipe Of A	7.569	783	3.887	681
	730422	Steel, Stainless; Seamless, Drill Pipe, Of A Kind Used In Drilling For Oil Or Gas	20	100	200	400
	730512	Iron Or Steel (excluding Cast Iron); Line Pipe Of A Kind Used For Oil Or Gas Pip	547	940	460	190
	730531	Iron Or Steel (excluding Cast Iron); Tubes And Pipes (other Than Line Pipe Or	779	607	279	1.572
	730611	Steel; Stainless; Line Pipe Of A Kind Used For Oil Or Gas Pipelines N.e.c. In Cha	4	111	5	113
	730690	Iron Or Steel (excluding Cast Iron); Tubes, Pipes And Hollow Profiles (not Sear	874	6.761	664	5.316
	730711	Cast Iron; Cast Fittings, Of Non-malleable Cast Iron	138	23	62	41
	730719	Iron Or Steel; Cast Fittings, Other Than Of Non-malleable Cast Iron	4.702	17	2.414	17
	730722	Steel, Stainless; Tube Or Pipe Fittings, Threaded Elbows, Bends And Sleeves	413	28	145	11
	730799	Iron Or Steel; Tube Or Pipe Fittings, N.e.c. In Item No. 7307.9, Other Than Sta	1.165	1.327	520	1.386
	730810	Iron Or Steel; Structures And Parts Thereof, Bridges And Bridge-sections	4.111		3.280	
	730820	Iron Or Steel; Structures And Parts Thereof, Towers And Lattice Masts	13.707	50.849	3.743	10.097
	730830	Iron Or Steel; Structures And Parts Thereof, Doors, Windows And Their Frame	3.137	2.317	1.547	1.829
	730840	Iron Or Steel; Structures And Parts Thereof, Props And Similar Equipment For	414	1.322	149	631
	730890	Iron Or Steel; Structures And Parts Thereof, N.e.c. In Heading 7308	23.836	11.124	9.362	5.390
	730900	Reservoirs, Tanks, Vats And Similar Containers; For Any Material (excluding C	24	1.850	30	500
	731010	Tanks, Casks, Drums, Cans, Boxes And Similar Containers, For Any Material (e	13.432	25.920	7.397	11.442
	731021	Cans; Which Are To Be Closed By Soldering Or Crimping, For Any Material (ex	390	545	223	285
	731029	Tanks, Casks, Drums, Boxes And Similar Containers For Any Material (excludi	7.995	4.775	3.182	1.805
	731100	Containers For Compressed Or Liquefied Gas, Of Iron Or Steel		11		18
	731210	Iron Or Steel; Stranded Wire, Ropes And Cables, Not Electrically Insulated	269	751	192	771
	731290	Iron Or Steel; Plaited Bands, Slings And The Like, Not Electrically Insulated	631	1.830	1.623	3.275
	731300	Iron Of Steel; Barbed Wire, Twisted Hoop Or Single Flat Wire And Loosely Twi	2.389	1.251	1.311	720
	731412	Iron Or Steel; Woven Cloth, Endless Bands For Machinery, Of Stainless Steel	60	150	65	180

https://www.bps.go.id

Tabel 2. Ekspor Provinsi Asal Barang Dirinci Menurut Kode HS6 Digit, 2020—2021

Provinsi Asal	Kode HS 6	Deskripsi HS 6 Digit	Berat Bersih (Kg)		Nilai FOB (US$)	
			2020	2021	2020	2021
(1)	(2)	(3)	(4)	(5)	(6)	(7)
Nusa Tenggara Timur						
	731420	Iron Or Steel Wire; Grill, Netting And Fencing, Welded At Intersections, Of Wi	182	5	95	7
	731439	Iron Or Steel Wire; Grill, Netting And Fencing, Welded At The Intersection, N.e.c. In Item No. 7		1.348		463
	731449	Iron Or Steel Wire; Grill, Netting And Fencing, Coated With Materials Other Than Zinc Or Plasti		15		25
	731511	Chain; Articulated Link, Roller, Of Iron Or Steel	804	545	972	1.308
	731512	Chain; Articulated Link, (other Than Roller), Of Iron Or Steel	320	46	230	54
	731589	Chain; N.e.c. In Heading No. 7315, Of Iron Or Steel		26		39
	731590	Chain; Parts N.e.c. In Heading No. 7315, Of Iron Or Steel	12	93	30	268
	731700	Iron Or Steel; Nails, Tacks, Drawing Pins, Corrugated Nails, Staples (not Those	2.451	1.607	1.065	926
	731811	Iron Or Steel; Threaded Coach Screws	96		170	
	731812	Iron Or Steel; Threaded Wood Screws Other Than Coach Screws	289	151	440	145
	731813	Iron Or Steel; Threaded Screw Hooks And Screw Rings	10		12	
	731814	Iron Or Steel; Threaded Self-tapping Screws	12		10	
	731815	Iron Or Steel; Threaded Screws And Bolts N.e.c. In Item No. 7318.1, Whether	608	75	727	60
	731816	Iron Or Steel; Threaded Nuts	1.023	1.575	733	960
	731819	Iron Or Steel; Threaded Screws, Bolts And Nuts N.e.c. In Item No. 7318.1		88		95
	731821	Iron Or Steel; Non-threaded Spring Washers And Other Lock Washers		12		10
	731829	Iron Or Steel; Non-threaded Articles, N.e.c. In Item No. 7318.2	30	92	9	298
	731940	Safety Pins And Other Pins; Of Iron Or Steel	89	2	163	2
	731990	Sewing And Knitting Needles, Bodkins, Crochet Hooks, Embroidery Stilettos A	263	21	33	31
	732010	Iron Or Steel; Leaf-springs And Leaves Therefor	190		141	
	732020	Iron Or Steel; Helical Springs And Leaves For Springs	8		10	
	732111	Cooking Appliances And Plate Warmers; For Gas Fuel Or For Both Gas And Ot	196	103	293	270
	732112	Cooking Appliances And Plate Warmers; For Liquid Fuel, Of Iron Or Steel	776	1.523	751	1.060
	732119	Cooking Appliances And Plate Warmers; For Solid Fuel And Fuels Other Than	64	84	103	110
	732181	Domestic Appliances; Non-electric, (other Than Cookers And Plate Warmers),	9	162	135	405
	732182	Domestic Appliances; Non-electric, (other Than Cookers And Plate Warmers),	11.198	15.309	8.227	7.290
	732190	Domestic Appliances; Non-electric, Parts Thereof, Of Iron Or Steel	4.366	8.552	5.092	6.500
	732211	Radiators And Parts Thereof; For Central Heating, (not Electrically Heated), O	8		10	
	732219	Radiators And Parts Thereof; For Central Heating, (not Electrically Heated), O	2.763	607	6.948	355
	732290	Air Heaters And Hot Air Distributors, (not Electrically Heated), Incorporating A	59	30	100	120
	732310	Iron Or Steel; Wool, Pot Scourers And Scouring Or Polishing Pads, Gloves And	60	3	37	3
	732391	Cast Iron; Table, Kitchen And Other Household Articles And Parts Thereof, Of	24.831	57.686	15.756	37.900
	732393	Steel, Stainless; Table, Kitchen And Other Household Articles And Parts There	699	545	2.941	2.158
	732394	Iron (excluding Cast) Or Steel; Table, Kitchen And Other Household Articles A	175		26	
	732399	Iron Or Steel; Table, Kitchen And Other Household Articles And Parts Thereof	5.909	1.830	3.425	1.940
	732410	Steel; Sinks And Wash Basins, Of Stainless Steel	277	68	441	138
	732421	Cast Iron, Baths, Whether Or Not Enamelled	35	1	5	5
	732490	Iron Or Steel; Sanitary Ware And Parts Thereof, Excluding Sinks, Wash Basins	106	1	73	5
	732510	Iron; Articles Of Non-malleable Cast Iron	614		280	
	732591	Iron; Grinding Balls And Similar Articles For Mills, Other Than Of Non-malleable Cast Iron		10		8
	732599	Iron Or Steel; Cast Articles, Excluding Grinding Balls And Similar Articles For M	209	35	200	108
	732611	Iron Or Steel; Grinding Balls And Similar Articles For Mills, Forged Or Stampec	8		25	
	732619	Iron Or Steel; Articles N.e.c. In Item No. 7326.11, Forged Or Stamped, But No	180	148	420	633
	732620	Iron Or Steel; Wire Articles	300	42	188	62
	732690	Iron Or Steel; Articles N.e.c. In Heading 7326	7.070	6.946	4.649	7.503
	740811	Copper; Wire, Of Refined Copper, Of Which The Maximum Cross-sectional Di	170	1	520	6
	741129	Copper; Tubes And Pipes, Of Copper Alloys (other Than Copper-zinc, Copper-	430		172	
	741220	Copper; Tube Or Pipe Fittings (e.g. Couplings, Elbows, Sleeves) Of Copper Alloys		585		2.365
	741510	Copper; Nails And Tacks, Drawing Pins, Staples And Similar Articles Of Copper	1.196	2.035	149	735
	741533	Copper; Screws, Bolts And Nuts, Threaded	918	845	786	511
	741539	Copper; Articles N.e.c. In Heading No. 7415	531	1.292	240	1.772
	741810	Copper; Table, Kitchen Or Other Household Articles And Parts Thereof; Pot S	5.340	6.066	1.905	1.967
	760410	Aluminium; (not Alloyed), Bars, Rods And Profiles	35	45	43	16
	760429	Aluminium; Alloys, Bars, Rods And Profiles, Other Than Hollow	60	753	65	445
	760529	Aluminium; Alloys, Wire, Maximum Cross-sectional Dimension Is 7mm Or Les	25	10	25	4
	760611	Aluminium; Plates, Sheets And Strip, Thickness Exceeding 0.2mm, (not Alloye	18	51	18	55
	760612	Aluminium; Plates, Sheets And Strip, Thickness Exceeding 0.2mm, Alloys, Rec	4.139		861	
	760711	Aluminium; Foil, (not Backed), Rolled (but Not Further Worked), Of A Thickne	30		10	
	760720	Aluminium; Foil, Backed With Paper, Paperboard, Plastics Or Similar Backing	19	750	20	50
	760820	Aluminium; Tubes And Pipes, Alloys	25		15	

https://kaltim.bps.go.id

Tabel 2. Ekspor Provinsi Asal Barang Dirinci Menurut Kode HS6 Digit, 2020—2021

Provinsi Asal	Kode HS 6	Deskripsi HS 6 Digit	Berat Bersih (Kg)		Nilai FOB (US$)	
			2020	2021	2020	2021
(1)	(2)	(3)	(4)	(5)	(6)	(7)
Nusa Tenggara Timur						
	761010	Aluminium; Structures (excluding Prefabricated Buildings Of Heading No. 940	7.181	2.046	7.006	2.545
	761090	Aluminium; Structures (excluding Prefabricated Buildings Of Heading No. 940	813	1.495	549	599
	761290	Aluminium; Casks, Drums, Cans, Boxes And The Like For Any Material (not Co	10		10	
	761410	Aluminium; Stranded Wire, Cables, Plaited Bands And The Like, (not Electrica	673	180	842	300
	761490	Aluminium; Stranded Wire, Cables, Plaited Bands And The Like, (not Electrica	10		10	
	761510	Aluminium; Table, Kitchen Or Other Household Articles And Parts Thereof; Pc	5.825	4.447	7.067	4.262
	761520	Aluminium; Sanitary Ware And Parts Thereof	97.641	88.851	79.000	69.080
	761610	Aluminium; Nails, Tacks, Staples (other Than Those Of Heading No. 8305), Scı	200		26	
	761699	Aluminium; Articles N.e.c. In Heading 7616	2.465	3.386	1.608	2.032
	790500	Zinc; Plates, Sheets, Strip And Foil	2.690	455	1.120	390
	790700	Zinc; Articles N.e.c. In Chapter 79	28.439	24.060	5.325	3.750
	810196	Tungsten (wolfram); Wire	110	618	58	336
	820110	Tools, Hand; Spades And Shovels	56	596	36	371
	820130	Tools, Hand; Mattocks, Picks, Hoes And Rakes	436	1.215	417	771
	820140	Tools, Hand; Axes, Bill Hooks And Similar Hewing Tools, Of A Kind Used In Agriculture, Horticul		15		5
	820150	Tools, Hand; One-handed Secateurs (including Poultry Shears)	10	10	20	24
	820160	Tools, Hand; Hedge Shears, Two-handed Pruning Shears And Similar Two-har	20		15	
	820190	Tools, Hand; Forks, Scythes, Sickles, Hay Knives, Timber Wedges, And Other H	642	528	702	521
	820210	Tools, Hand; Hand Saws	197	400	844	707
	820220	Tools, Hand; Band Saw Blades	137	94	955	495
	820239	Tools, Hand; Circular Saw Blades (including Slitting Or Slotting Saw Blades), With Working Part		20		10
	820240	Tools, Hand; Chain Saw Blades	52	10	228	50
	820299	Tools, Hand; Saw Blades N.e.c. In Heading No. 8202	62	273	49	1.599
	820310	Tools, Hand; Files, Rasps And Similar Tools	178	914	255	828
	820320	Tools, Hand; Pliers (including Cutting Pliers), Pincers, Tweezers And Similar Tc	183	39	226	140
	820330	Tools, Hand; Metal Cutting Shears And Similar Tools	217	60	443	155
	820340	Tools, Hand; Pipe-cutters, Bolt Croppers, Perforating Punches And Similar Toı	234	130	3.989	1.023
	820411	Tools, Hand; Hand-operated Spanners And Wrenches (including Torque Mete	357	206	338	287
	820412	Tools, Hand; Hand-operated Spanners And Wrenches (including Torque Mete	115	238	117	288
	820420	Tools, Hand; Interchangeable Spanner Sockets, With Or Without Handles	1.494	150	962	313
	820510	Tools, Hand; Drilling, Threading Or Tapping Tools	14	4	25	30
	820520	Tools, Hand; Hammers And Sledge Hammers	15	261	27	1.268
	820530	Tools, Hand; Planes, Chisels, Gauges And Similar Cutting Tools For Working W	620	2	271	8
	820540	Tools, Hand; Screwdrivers	35	149	41	189
	820551	Tools, Hand; Household Tools	12		25	
	820559	Tools, Hand; Other Hand Tools (including Glaziers Diamonds), Excluding Hous	254	97	156	71
	820570	Tools, Hand; Vices, Clamps And The Like	395	24	428	152
	820590	Tools, Hand; N.e.c. In Heading 8205, Including Anvils, Portable Forges, Hand (	5		5	
	820600	Tools, Hand; Two Or More Of Heading No. 8202 To 8205, Put Up In Sets For F	7	2	5	5
	820719	Tools, Interchangeable; Rock Drilling Or Earth Boring Tools, With Working Part (other Than Of (		7		15
	820730	Tools, Interchangeable; (for Machine Or Hand Tools, Whether Or Not Power-	209	509	226	1.104
	820740	Tools, Interchangeable; (for Machine Or Hand Tools, Whether Or Not Power-	11	18	30	40
	820750	Tools, Interchangeable; (for Machine Or Hand Tools, Whether Or Not Power-	16	89	90	150
	820760	Tools, Interchangeable; (for Machine Or Hand Tools, Whether Or Not Power-	84	103	165	468
	820770	Tools, Interchangeable; (for Machine Or Hand Tools, Whether Or Not Power-	945	30	790	30
	820780	Tools, Interchangeable; (for Machine Or Hand Tools, Whether Or Not Power-	40		20	
	820790	Tools, Interchangeable; (for Machine Or Hand Tools, Whether Or Not Power-	14	47	20	46
	820810	Tools; Knives And Cutting Blades, For Machines Or For Mechanical Appliances	5		5	
	820820	Tools; Knives And Cutting Blades, For Wood Working Machines Or Mechanica	25	50	75	25
	820830	Tools; Knives And Cutting Blades, For Kitchen Appliances Or For Machines Us	10	40	30	80
	820840	Tools; Knives And Cutting Blades, For Agricultural, Horticultural Or Forestry M	15	91	15	157
	820890	Tools; Knives And Cutting Blades, For Machines Or Mechanical Appliances, N.	20	25	45	25
	821191	Knives; Table Knives, Having Fixed Cutting Blades, Serrated Or Not, Excluding	236	10	383	10
	821192	Knives; Having Fixed Cutting Blades, (other Than Table Knives), Serrated Or N	45	114	75	1.020
	821193	Knives; With Cutting Blades, (having Other Than Fixed Blades), Serrated Or Not, Excluding Kniv		30		30
	821194	Blades; Cutting, Serrated Or Not, Excluding Those Of Heading No. 8208		11		18
	821195	Knives; With Handles Of Base Metal	3	6	80	40
	821210	Razors	12	27	11	421
	821220	Razors; Safety Razor Blades, Including Razor Blade Blanks In Strips	549	750	4.839	3.552
	821300	Scissors; Tailors' Shears, Similar Shears And Blades Therefore	73	498	86	254

https://www.bps.go.id

Tabel 2. Ekspor Provinsi Asal Barang Dirinci Menurut Kode HS6 Digit, 2020—2021

Provinsi Asal	Kode HS 6	Deskripsi HS 6 Digit	Berat Bersih (Kg)		Nilai FOB (US$)	
			2020	2021	2020	2021
(1)	(2)	(3)	(4)	(5)	(6)	(7)
Nusa Tenggara Timur						
	821410	Cutlery; Paper Knives, Letter Openers, Erasing Knives, Pencil Sharpeners And	10	242	10	52
	821420	Manicure Or Pedicure Sets And Instruments; (including Nail Files)	5	5	125	10
	821490	Cutlery; Hair Clippers And Mincing Knives	34	84	1.791	63
	821520	Cutlery; Sets Of Assorted Articles (e.g. Spoons, Forks, Ladles, Skimmers, Cake-	2	65	8	57
	821599	Cutlery; Other Than Plated With Precious Metal	1.365	2.553	1.207	2.731
	830110	Padlocks; (key, Combination Or Electrically Operated), Of Base Metal	119	565	155	1.282
	830120	Locks; Of A Kind Used For Motor Vehicles (key, Combination Or Electrically O	516	1.317	910	2.868
	830130	Locks; Of A Kind Used For Furniture (key, Combination Or Electrically Operate	165	216	188	299
	830140	Locks; (other Than Those For Motor Vehicles Or Furniture), (key, Combinatio	1.256	612	1.043	914
	830160	Locks; Parts Of Padlocks, Locks, Clasps And Frames With Clasps Incorporating	187	23	210	25
	830210	Hinges; Suitable For Furniture, Doors, Staircases, Windows, Blinds, Coachwor	387	614	374	397
	830220	Castors; With Mountings, Of Base Metal	522	90	1.078	191
	830230	Mountings, Fittings And Similar Articles; For Motor Vehicles, Of Base Metal	78	789	125	120
	830241	Mountings, Fittings And Similar Articles; Of Base Metal, Suitable For Buildings	134	520	394	1.359
	830242	Mountings, Fittings And Similar Articles; Suitable For Furniture Of Base Metal	77	170	111	264
	830249	Mountings, Fittings And Similar Articles; Suitable For Other Than Buildings Or	141	440	127	126
	830250	Hat-racks, Hat-pegs, Brackets And Similar Fixtures, Of Base Metal	1.377	300	1.212	245
	830260	Automatic Door Closures; Of Base Metal	17		16	
	830300	Safes; Armoured Or Reinforced, Strong-boxes, Doors And Safe Deposit Locke	993	147	1.770	270
	830400	Office Equipment; Filing Cabinets, Card-index Cabinets, Paper Trays, Paper Re	6.629	4.138	5.670	4.692
	830510	Stationery; Fittings For Loose-leaf Binders Or Files, Of Base Metal	50	1.461	50	395
	830520	Stationery; Staples In Strips, (e.g. For Offices, Upholstery, Packaging), Of Base	78	89	93	123
	830590	Stationery; Letter Clips, Letter Corners, Paper Clips, Indexing Tags And Similar	463	556	296	376
	830610	Bells, Gongs And The Like; Non-electric, Of Base Metal	62	155	40	255
	830629	Statuettes And Other Ornaments; Of Base Metal Other Than Plated With Pre	541	152	1.002	541
	830630	Photograph, Picture Or Similar Frames, Mirrors; Of Base Metal	630	553	526	805
	830810	Hooks, Eyes And Eyelets; Of Base Metal, Of A Kind Used For Clothing, Footwe	120		160	
	830890	Clasps, Frames With Clasps, Buckles, Buckle Clasps; Of Base Metal, Of A Kind	121	193	3.810	2.399
	830990	Stoppers; Caps And Lids, Of Base Metal	258	400	186	380
	831000	Sign Plates, Name-plates, Address-plates And Similar Plates, Numbers, Letter	16	106	60	369
	831110	Electrodes; Coated, Of Base Metal, For Electric Arc-welding	522	619	527	263
	831120	Wire; Cored, Of Base Metal, For Electric Arc-welding	18		26	
	831130	Rods And Wire; Coated Rods And Cored Wire, Of Base Metal, For Soldering, Brazing Or Weldin		25		15
	831190	Wires, Rods, Tubes, Plates, Electrodes Of Base Metal Or Metal Carbides; Of A Kind Used For So		3		10
	840211	Boilers; Watertube Boilers With A Steam Production Exceeding 45t Per Hour	4	5	15	20
	840310	Boilers; Central Heating Boilers (excluding Those Of Heading No. 8402)	85		200	
	840721	Engines; Outboard Motors For Marine Propulsion, Spark-ignition Reciprocatir	218	245	60	2.390
	840729	Engines; For Marine Propulsion, (other Than Outboard Motors), Spark-ignitio	315	55	535	350
	840731	Engines; Reciprocating Piston Engines, Of A Kind Used For The Propulsion Of Vehicles Of Chapt		100		100
	840732	Engines; Reciprocating Piston Engines, Of A Kind Used For The Propulsion Of	467	477	581	587
	840734	Engines; Reciprocating Piston Engines, Of A Kind Used For The Propulsion Of	400		1.250	
	840790	Engines; Rotary Internal Combustion Piston Engines, For Other Than Aircraft	76	25	96	150
	840810	Engines; For Marine Propulsion, Compression-ignition Internal Combustion P	5.427	4.574	8.845	5.405
	840820	Engines; Compression-ignition Internal Combustion Piston Engines (diesel Or	500		2.500	
	840890	Engines; Compression-ignition Internal Combustion Piston Engines (diesel Or	75		55	
	840910	Engines; Parts Of Aircraft Engines (spark-ignition Reciprocating Or Rotary Internal Combustion		85		50
	840991	Engines; Parts, Suitable For Use Solely Or Principally With Spark-ignition Inter	3.542	1.950	3.544	5.357
	840999	Engines; Parts For Internal Combustion Piston Engines (excluding Spark-ignitio	1.405	3.347	2.789	11.564
	841090	Turbines; Parts Of Hydraulic Turbines And Water Wheels, Including Regulators		29		40
	841229	Engines; Hydraulic Power Engines And Motors, Other Than Linear Acting (cyli	365	9	220	40
	841280	Engines; Pneumatic Power Engines And Motors, N.e.c. In Heading No. 8412	210	900	650	1.200
	841290	Engines; Parts, For Engines And Motors Of Heading No. 8412		8		32
	841311	Pumps; Fitted Or Designed To Be Fitted With A Measuring Device, For Dispen	439	552	1.351	1.543
	841319	Pumps; For Liquids, Fitted Or Designed To Be Fitted With A Measuring Device	731	359	1.318	1.655
	841320	Pumps; Hand, Fitted Or Designed To Be Fitted With A Measuring Device, For	5.995	7.812	14.061	13.734
	841330	Pumps; Fuel, Lubricating Or Cooling Medium Pumps For Internal Combustion	251	189	552	313
	841350	Pumps; Reciprocating Positive Displacement Pumps, N.e.c. In Heading No. 84	512	105	1.065	240
	841360	Pumps; Rotary Positive Displacement Pumps, N.e.c. In Heading No. 8413, For	1.610	1.087	2.233	2.293
	841370	Pumps; Centrifugal, N.e.c. In Heading No. 8413, For Liquids	1.628	98	2.531	668
	841381	Pumps And Liquid Elevators; N.e.c. In Heading No. 8413	146	130	228	460

https://www.bpsntt.go.id

Tabel 2. Ekspor Provinsi Asal Barang Dirinci Menurut Kode HS6 Digit, 2020—2021

Provinsi Asal	Kode HS 6	Deskripsi HS 6 Digit	Berat Bersih (Kg)		Nilai FOB (US$)	
			2020	2021	2020	2021
(1)	(2)	(3)	(4)	(5)	(6)	(7)
Nusa Tenggara Timur						
	841382	Liquid Elevators		261		885
	841391	Pumps; Parts Thereof	261	280	313	2.631
	841410	Pumps; Vacuum	564	2.294	482	2.317
	841420	Pumps; Hand Or Foot-operated Air Pumps	128	162	182	257
	841430	Compressors; Of A Kind Used In Refrigerating Equipment	120	94	153	372
	841440	Compressors; Air Compressors Mounted On A Wheeled Chassis For Towing	676	286	1.105	1.100
	841451	Fans; Table, Floor, Wall, Window, Ceiling Or Roof Fans, With A Self-contained	7.666	5.927	6.928	6.046
	841459	Fans; N.e.c. In Item No. 8414.51	50	38	40	60
	841460	Hoods; Ventilating Or Recycling Hoods Incorporating A Fan, Whether Or Not Fitted With Filters		30		15
	841480	Pumps And Compressors; For Air, Vacuum Or Gas, N.e.c. In Heading No. 8414	721	730	1.187	2.145
	841490	Pumps And Compressors; Parts, Of Air Or Vacuum Pumps, Air Or Other Gas C	5	3.285	60	35.570
	841510	Air Conditioning Machines; Comprising A Motor-driven Fan And Elements For	12.469	8.988	23.997	11.416
	841520	Air Conditioning Machines; Comprising A Motor Driven Fan And Elements For	666	301	924	1.367
	841581	Air Conditioning Machines; Containing A Motor Driven Fan, Other Than Wind	5		15	
	841590	Air Conditioning Machines; With Motor Driven Fan And Elements For Temper	226	3.195	950	23.196
	841620	Furnaces; Furnace Burners, For Pulverized Solid Fuel Or Gas, Including Combi	40		40	
	841720	Ovens; Non-electric, Bakery Ovens, Including Biscuit Ovens	1.684	230	5.489	578
	841780	Furnaces And Ovens; Including Incinerators, Non-electric, For Industrial Or Laboratory Use, N.e		31		45
	841790	Furnaces And Ovens; Parts Of Non-electric Furnaces And Ovens (including Inc	42	32	26	123
	841810	Refrigerators And Freezers; Combined Refrigerator-freezers, Fitted With Sepa	3.438	4.599	4.587	6.031
	841821	Refrigerators; For Household Use, Compression-type, Electric Or Other		30		50
	841829	Refrigerators; Household, Electric Or Not, Other Than Compression-type	24.881	9.200	22.565	13.260
	841830	Freezers; Of The Chest Type, Not Exceeding 800l Capacity	5.345	6.995	5.060	8.010
	841840	Freezers; Of The Upright Type, Not Exceeding 900l Capacity	910	2.825	1.160	3.900
	841850	Furniture Incorporating Refrigerating Or Freezing Equipment; For Storage And	825	2.099	425	1.054
	841869	Refrigerating Or Freezing Equipment; N.e.c. In Heading No. 8418	826	186	1.095	620
	841899	Refrigerating Or Freezing Equipment; Parts Thereof, Other Than Furniture		8		27
	841919	Heaters; Instantaneous Or Storage Water Heaters, Non-electric, Other Than I	221		635	
	841939	Dryers; For Products N.e.c. In Heading No. 8419, Not Used For Domestic Purp	10		250	
	841940	Distilling Or Rectifying Plant; Not Used For Domestic Purposes	55		625	
	841950	Heat Exchange Units; Not Used For Domestic Purposes		2		50
	841990	Machinery, Plant And Laboratory Equipment; Parts Of Equipment For Treating Materials By A F		5		30
	842010	Machines; Calendering Or Other Rolling Machines, For Other Than Metal Or Glass		26		260
	842091	Machines; Parts, Cylinders For Calendering Or Other Rolling Machines, For Ot	375		1.250	
	842119	Centrifuges; N.e.c. In Heading No. 8421, Including Centrifugal Dryers (but Not	265		777	
	842121	Machinery; For Filtering Or Purifying Water	210	783	1.759	320
	842122	Machinery; For Filtering Or Purifying Beverages Other Than Water	52	78	86	199
	842123	Machinery; Filtering Or Purifying Machinery, Oil Or Petrol Filters For Internal	7.769	1.175	8.870	1.485
	842129	Machinery; For Filtering Or Purifying Liquids, N.e.c. In Item No. 8421.2	411	36	570	123
	842131	Machinery; Intake Air Filters For Internal Combustion Engines	1.173	132	1.202	267
	842139	Machinery; For Filtering Or Purifying Gases, Other Than Intake Air Filters For	2.451	3.727	4.773	8.078
	842199	Machinery; Parts For Filtering Or Purifying Liquids Or Gases	110	164	105	77
	842220	Machinery; For Cleaning Or Drying Bottles Or Other Containers	12		20	
	842230	Machinery; For Filling, Closing, Sealing, Capsuling Or Labelling Bottles, Cans, E	10	305	20	735
	842240	Machinery; For Packing Or Wrapping	131	448	325	1.083
	842290	Machinery; Parts Of Machinery Of Heading No. 8422	25	20	500	30
	842310	Weighing Machines; Personal (including Baby Scales) And Household Scales	263	119	299	329
	842320	Weighing Machines; Scales For Continuous Weighing Of Goods On Conveyors	2	120	20	100
	842330	Weighing Machines; Constant Weight Scales And Scales For Discharging A Pre	305	215	218	389
	842381	Weighing Machines; Having A Maximum Weighing Capacity Not Exceeding 30kg (excluding Bal		1		5
	842382	Weighing Machines; Having A Maximum Weighing Capacity Exceeding 30kg E	340		102	
	842389	Weighing Machines; Having A Maximum Weighing Capacity Exceeding 5000k	79	353	36	636
	842390	Weighing Machines; Weights Of All Kinds, Parts Of Weighing Machinery	45		30	
	842410	Fire Extinguishers; Whether Or Not Charged	10	201	15	635
	842420	Spray Guns And Similar Appliances	226	521	797	476
	842430	Mechanical Appliances; Steam Or Sand Blasting Machines And Similar Jet Projecting Machines		10		25
	842441	Mechanical Appliances; Agricultural Or Horticultural Sprayers; Portable Spray	1.307	499	1.799	1.128
	842449	Mechanical Appliances; Agricultural Or Horticultural Sprayers; Other Than Po	24	10	18	25
	842482	Mechanical Appliances; Agricultural Or Horticultural, N.e.c. In Heading 8424		2		30
	842489	Mechanical Appliances; For Projecting, Dispersing Or Spraying Liquids Or Powders, For Other T		183		171

https://nttbps.go.id

Tabel 2. Ekspor Provinsi Asal Barang Dirinci Menurut Kode HS6 Digit, 2020—2021

Provinsi Asal	Kode HS 6	Deskripsi HS 6 Digit	Berat Bersih (Kg)		Nilai FOB (US$)	
			2020	2021	2020	2021
(1)	(2)	(3)	(4)	(5)	(6)	(7)
Nusa Tenggara Timur						
	842490	Mechanical Appliances; Parts Of Machines Projecting, Dispersing Or Spraying Liquids Or Powde		50		170
	842519	Pulley Tackle And Hoists; Not Powered By An Electric Motor (excluding Skip H	155	2	290	5
	842539	Winches; Capstans; Not Powered By An Electric Motor	86	147	175	200
	842541	Jacks; Built-in Jacking Systems Of A Type Used In Garages, For Raising Vehicle	947	106	795	104
	842542	Jacks And Hoists; Hydraulic, Of A Kind Used For Raising Vehicles	640	326	1.275	805
	842549	Jacks And Hoists; (other Than Hydraulic), Of A Kind Used For Raising Vehicles	285	90	135	170
	842810	Lifts And Skip Hoists	600		105	
	842919	Bulldozers And Angledozers; Self-propelled, Other Than Track Laying	665	10	1.585	40
	842920	Graders And Levellers		12.000		25.000
	842940	Tamping Machines And Road Rollers; Self-propelled	710	3.488	1.120	2.620
	842951	Front-end Shovel Loaders		15.000		20.000
	842959	Mechanical Shovels, Excavators And Shovel Loaders; N.e.c. In Item No. 8429.	31		55	
	843020	Snow-ploughs And Snow-blowers		400		250
	843039	Coal Or Rock Cutters And Tunnelling Machinery; Not Self-propelled	1.900	375	1.800	1.000
	843041	Boring Or Sinking Machinery; Self-propelled, N.e.c. In Heading No. 8430	85	35	239	550
	843049	Boring And Sinking Machinery; Not Self-propelled	300	190	2.000	900
	843061	Machinery; For Tamping Or Compacting, Not Self-propelled	150		1.000	
	843069	Machinery; For Moving, Levelling, Scraping, Grading, Excavating Earth Minerals Or Ores; Not S		10		10
	843110	Machinery; Parts Of The Machinery Of Heading No. 8425		95		60
	843120	Machinery; Parts Of The Machinery Of Heading No. 8427		305		780
	843139	Machinery; Parts Of The Machinery Of Heading No. 8428, (other Than Lifts, Skip Hoists Or Esca		30		5
	843141	Machinery Parts; Buckets, Shovels, Grabs And Grips, For The Machinery Of H	2.225	883	3.626	2.822
	843149	Machinery; Parts Of Machines Handling Earth, Minerals Or Ores And N.e.c. In	25	475	280	987
	843210	Ploughs; For Soil Preparation	1.080	1.604	4.605	2.050
	843229	Harrows; (excluding Disc), Scarifiers, Cultivators, Weeders And Hoes		32		45
	843231	Seeders, Planters And Transplanters; No-till Direct Seeders, Planters And Tra	15		50	
	843280	Rollers; For Lawns Or Sports-grounds	201	90	167	97
	843290	Machinery; Parts Of Machinery For Soil Preparation Or Cultivation Or For Roll	518	20	955	25
	843311	Mowers; Lawn, Parks Or Sports-grounds, Powered, With The Cutting Device F	62	656	140	1.600
	843319	Mowers; For Lawns, Parks Or Sports-grounds, Other Than With The Cutting Device Rotating In		1.950		2.415
	843320	Mowers; N.e.c. In Item No. 8433.1 (including Cutter Bars For Tractor Mountir	240	137	895	723
	843359	Harvesting Machinery; N.e.c. In Heading No. 8433	40	60	21	105
	843360	Machines; For Cleaning, Sorting Or Grading Eggs, Fruit Or Other Agricultural F	2	55	25	375
	843390	Harvesting Machinery; Parts, Including Parts Of Threshing Machinery, Straw (	247		336	
	843510	Presses, Crushers And Similar Machinery; Used In The Manufacture Of Wine, Cider, Fruit Juices		13		27
	843590	Presses, Crushers And Similar Machinery; Parts, Used In The Manufacture Of	5		45	
	843621	Poultry Incubators And Brooders	426	864	1.125	2.225
	843629	Poultry-keeping Machinery; Other Than Incubators And Brooders		51		143
	843680	Machinery; For Agricultural, Horticultural Or Forestry Use And N.e.c. In Headi	90	10	500	250
	843691	Machinery; Parts Of Poultry-keeping Machinery Or Poultry Incubators And Br	35		170	
	843699	Machinery; Parts Of That Machinery For Agricultural, Horticultural Or Forestry Use N.e.c. In He		40		20
	843710	Machines; For Cleaning, Sorting Or Grading Seed, Grain Or Dried Leguminous	1.107	3.717	2.285	9.945
	843780	Machinery; For Use In The Milling Industry Or For The Working Of Cereals Or	17.161	26.559	35.185	67.446
	843790	Machines; Parts Of Those For Cleaning, Sorting Or Grading Seed, Grain Or Dri	1.066	615	976	1.503
	843810	Machinery; Industrial, For Bakery And For The Manufacture Of Macaroni, Spa	290	2.822	480	5.160
	843820	Machinery; Industrial, For The Manufacture Of Confectionery, Cocoa Or Chocolate		2		30
	843830	Machinery; Industrial, For Sugar Manufacture	1		50	
	843850	Machinery; Industrial, For The Preparation Of Meat Or Poultry	29	305	78	200
	843860	Machinery; Industrial, For The Preparation Of Fruits, Nuts Or Vegetables	15		25	
	843880	Machinery; Used In The Industrial Preparation Or Manufacture Of Food Or D	95	27	200	60
	843890	Machinery; Parts Of Those Machines Used In The Industrial Preparation Or M	161	115	266	200
	844010	Book-binding Machinery; Including Book-sewing Machines	30	3	115	18
	844110	Machines; Cutting, Of All Kinds, For Making Up Paper Pulp, Paper Or Paperbo	94	176	120	343
	844140	Machines; For Moulding Articles, In Paper Pulp, Paper Or Paperboard	137	1	105	5
	844180	Machinery; N.e.c. In Heading No. 8441, For Making Up Paper Pulp, Paper Or Paperboard		224		465
	844240	Machinery, Apparatus And Equipment (excluding Machines Of Heading No. 8456 To 8465) For		60		300
	844250	Plates, Cylinders And Other Printing Components; Lithographic Stones Prepar	143	15	222	20
	844311	Printing Machinery; Offset, Reel-fed	1.261	1.377	2.970	2.445
	844312	Printing Machinery; Offset, Sheet-fed, Office Type (sheet Size Not Exceeding	2		400	
	844313	Printing Machinery; Offset, N.e.c. In Item No. 8443.1	51		35	

https://www.bps.go.id

Tabel 2. Ekspor Provinsi Asal Barang Dirinci Menurut Kode HS6 Digit, 2020—2021

Provinsi Asal	Kode HS 6	Deskripsi HS 6 Digit	Berat Bersih (Kg)		Nilai FOB (US$)	
			2020	2021	2020	2021
(1)	(2)	(3)	(4)	(5)	(6)	(7)
Nusa Tenggara Timur						
	844319	Printing Machinery; Used For Printing By Means Of Plates, Cylinders And Oth	290	352	4.194	1.215
	844331	Printing, Copying, And Facsimile Machines; Machines Which Perform Two Or	4.150	2.312	12.417	12.690
	844332	Printing, Copying, And Facsimile Machines; Single-function Printing, Copying	111	373	480	963
	844339	Printing, Copying, And Facsimile Machines; Single-function Printing, Copying	2.516	1.951	6.624	12.465
	844391	Printing Machinery Used For Printing By Means Of Plates, Cylinders And Othe	709	1.285	1.773	3.365
	844399	Printing Machinery; Parts And Accessories, N.e.c. In Item No. 8443.91	1.211	947	3.635	5.331
	844400	Textile Machinery; For Extruding, Drawing, Texturing Or Cutting Man-made Textile Materials		88		170
	844711	Knitting Machines; Circular, With Cylinder Diameter Not Exceeding 165mm	50		80	
	844720	Knitting Machines; Flat, Stitch-bonding Machines	5	5	5	10
	844849	Weaving Machines (looms); Parts Including Their Auxiliary Machinery, And A	43		55	
	845011	Washing Machines; Household Or Laundry-type, Fully-automatic, (of A Dry Li	4.432	4.445	4.025	5.643
	845012	Washing Machines; Household Or Laundry-type, With Built-in Centrifugal Dri	25	32	150	85
	845019	Washing Machines; Household Or Laundry-type, Not Fully-automatic, Withou	25	35	375	40
	845090	Washing Machines; Parts For Household Or Laundry-type		1		6
	845110	Dry-cleaning Machines		23		50
	845129	Drying Machines; Of A Dry Linen Capacity Exceeding 10kg		1		3
	845130	Ironing Machines And Presses (including Fusing Presses)	5	108	10	900
	845140	Machines; For Washing, Bleaching Or Dyeing		44		50
	845180	Machinery; For Wringing, Dressing, Finishing, Coating Or Impregnating Textile Yarns, Fabrics O		127		125
	845190	Machinery; Parts, Of The Machinery Of Heading No. 8451		15		120
	845210	Sewing Machines; Of The Household Type	4.359	1.042	6.368	1.893
	845221	Sewing Machines; (not Household Type), Automatic Units	240		2.000	
	845229	Sewing Machines; Not Household Or Automatic Unit Type	64	77	570	395
	845230	Sewing Machine Needles	1		5	
	845290	Sewing Machines; Furniture, Bases And Covers For Sewing Machines And Par	89	6	175	26
	845410	Converters; Of A Type Used In Metallurgy Or In Metal Foundries	20		10	
	845640	Machine Tools; For Working Any Material By Removal Of Material; Operated	7		18	
	845891	Lathes; For Removing Metal, Numerically Controlled, Other Than Horizontal Lathes		5		50
	845899	Lathes; For Removing Metal, Other Than Horizontal Or Numerically Controlle	5	130	5	135
	845931	Machine-tools; For Boring-milling By Removing Metal, Numerically Controlled	725	640	1.680	800
	845949	Machine-tools; For Boring By Removing Metal, Not Numerically Controlled Boring Machines, N		15		12
	846012	Machine-tools; Flat-surface Grinding Machines, Numerically Controlled		6		40
	846019	Machine-tools; Flat-surface Grinding Machines, Other Than Numerically Cont	14	3	30	10
	846022	Machine-tools; Grinding Machines (excluding Flat-surface), Centreless, Nume	15	24	53	80
	846023	Machine-tools; Cylindrical Grinding Machines (excluding Flat-surface And Centreless), Numeric		20		50
	846029	Machine-tools; Grinding Machines (excluding Flat-surface), Other Than Nume	15	150	115	350
	846031	Machine-tools; Sharpening (tool Or Cutter Grinding) Machines, Numerically C	68	22	58	129
	846040	Machine-tools; For Honing Or Lapping		15		25
	846090	Machine-tools; For Deburring, Grinding, Polishing Or Otherwise Finishing Metal, Sintered Meta		2		25
	846120	Machine-tools; Shaping Or Slotting Machines, Working By Removing Metal, S	65	28	205	110
	846150	Machine-tools; Sawing Or Cutting-off Machines, Working By Removing Metal	15		110	
	846190	Machine-tools; Planing Machines, And Other Machine-tools N.e.c. In Heading	90	508	195	505
	846410	Machine-tools; Sawing Machines, For Working Stone, Ceramics, Concrete, As	10	10	20	35
	846420	Machine-tools; Grinding Or Polishing Machines, For Working Stone, Ceramics	20	2	40	20
	846490	Machine-tools; For Working Stone, Ceramics, Concrete, Asbestos-cement Or	18	700	15	1.900
	846591	Machine-tools; For Working Wood, Cork, Bone, Hard Rubber, Hard Plastics O	43	104	80	250
	846593	Machine-tools; For Working Wood, Cork, Bone, Hard Rubber, Hard Plastics O	49	16	80	20
	846595	Machine-tools; For Working Wood, Cork, Bone, Hard Rubber, Hard Plastics Or Similar Hard Ma		15		55
	846596	Machine-tools; For Working Wood, Cork, Bone, Hard Rubber, Hard Plastics Or Similar Hard Ma		8		50
	846599	Machine-tools; For Working Wood, Cork, Bone, Hard Rubber, Hard Plastics O	174	101	425	175
	846610	Parts & Accessories Suited For Use Solely/principally With Machines Of Head	12	4	11	87
	846691	Parts & Accessories Suited For Use Solely/principally; For The Machines Of He	45	30	60	75
	846693	Parts & Accessories Suited For Use Solely/principally With Machines Of Headings 8456-8465; N		1		30
	846711	Tools; For Working In The Hand, Pneumatic, Rotary Type (including Combine	207	74	763	257
	846719	Tools; For Working In The Hand, Pneumatic, Other Than Rotary Type	42	181	95	248
	846721	Tools; For Working In The Hand, With Self-contained Electric Motor; Drills Of	132	65	248	355
	846722	Tools; For Working In The Hand, With Self-contained Electric Motor; Saws	116	75	225	250
	846729	Tools; For Working In The Hand, With Self-contained Electric Motor; Other Th	458	229	590	875
	846781	Tools; For Working In The Hand, Chain Saws With Self-contained Non-electric	404	324	981	2.308
	846789	Tools; For Working In The Hand, (other Than Chain Saws), Hydraulic Or With	320	281	521	625

https://ntt.bps.go.id

Tabel 2. Ekspor Provinsi Asal Barang Dirinci Menurut Kode HS6 Digit, 2020—2021

Provinsi Asal	Kode HS 6	Deskripsi HS 6 Digit	Berat Bersih (Kg)		Nilai FOB (US$)	
			2020	2021	2020	2021
(1)	(2)	(3)	(4)	(5)	(6)	(7)
Nusa Tenggara Timur						
	846791	Tools; For Working In The Hand, Parts Of Chain Saws, With Self-contained No	514	887	1.052	1.462
	846799	Tools; For Working In The Hand, Parts Thereof For Other Than Chain Saws An	230	376	506	871
	846820	Machinery And Apparatus; Gas Operated Machinery And Apparatus N.e.c. In Item No. 8468.10		31		80
	846890	Machinery And Apparatus; Parts, Soldering, Brazing Or Welding, Whether Or Not Capable Of C		201		432
	847010	Calculating Machines; Electronic Calculators Capable Of Operation Without A	175	362	1.124	768
	847021	Calculating Machines; Electronic, Incorporating A Printing Device, Needing Ar	72	65	60	475
	847029	Calculating Machines; Electronic, (not Incorporating A Printing Device), Needi	41	523	180	376
	847030	Calculating Machines; Non-electronic	97	88	135	185
	847090	Machines Incorporating A Calculating Device; N.e.c. In Heading No. 8470		25		43
	847130	Automatic Data Processing Machines; Portable, Weighing Not More Than 10	3.309	2.392	55.010	107.008
	847141	Automatic Data Processing Machines; Comprising In The Same Housing At Le	1.990	214	7.535	2.225
	847149	Automatic Data Processing Machines; Presented In The Form Of Systems, N.e	285	1.709	4.435	14.015
	847150	Units Of Automatic Data Processing Machines; Processing Units Other Than T	972	687	12.625	29.995
	847160	Units Of Automatic Data Processing Machines; Input Or Output Units, Wheth	1.633	228	3.699	1.894
	847170	Units Of Automatic Data Processing Machines; Storage Units	616	1.072	5.104	3.624
	847180	Units Of Automatic Data Processing Machines; N.e.c. In Item No. 8471.50, 84	555	62	2.878	686
	847190	Magnetic Or Optical Readers, Machines For Transcribing Data Onto Data Mec	35	100	303	1.060
	847210	Office Machines; Duplicating Machines		7		19
	847230	Office Machines; For Sorting Or Folding Mail Or For Inserting Mail In Envelopes Or Bands, Mach		100		40
	847290	Office Machines; Not Elsewhere Classified	56	29	171	550
	847321	Calculating Machines; Parts And Accessories Of The Electronic Calculating Machines Of Item N		120		1.250
	847329	Machinery; Parts And Accessories Of The Machines Of Item No. 8470.30. 8470.50 Or 8470.90 (		60		15
	847330	Machinery; Parts And Accessories (other Than Covers, Carrying Cases And Th	4.945	311	9.985	4.172
	847340	Machinery; Parts And Accessories (other Than Covers, Carrying Cases And The Like) Of The Ma		36		1.050
	847350	Machines; Parts And Accessories (other Than Covers, Carrying Cases And The	9	277	580	2.985
	847410	Machines; For Sorting, Screening, Separating Or Washing Earth, Stone, Ores (	977	1.845	12.670	2.925
	847420	Machines; For Crushing Or Grinding Earth, Stone, Ores Or Other Mineral Substances		540		4.680
	847431	Machines; Concrete Or Mortar Mixers	2.795	1.843	1.485	4.010
	847432	Machines; For Mixing Mineral Substances With Bitumen	4.262	700	904	1.025
	847480	Machines; For Agglomerating, Shaping Or Moulding Solid Mineral Fuels, Ceramic Paste, Unhar		170		300
	847490	Machines, For Sorting, Screening, Separating, Washing, Crushing Etc Mineral	315	55	590	15
	847510	Machines; For Assembling Electric Or Electronic Lamps, Tubes, Valves Or Flash-bulbs, In Glass E		5		10
	847629	Machines; Automatic Beverage-vending Machines, Not Incorporating Heating	40		200	
	847710	Machinery; Injection-moulding Machines, For Working Rubber Or Plastics Or	42		115	
	847740	Machinery; Vacuum Moulding Machines And Other Thermoforming Machine	30		110	
	847759	Machinery; For Moulding Or Forming, For Working Rubber Or Plastics Or For	10	350	15	395
	847780	Machinery; For Working Rubber Or Plastics Or For The Manufacture Of Produ	25		40	
	847910	Machinery And Mechanical Appliances; For Public Works, Building Or The Lik	1.150	3.100	3.190	8.300
	847920	Machinery; For The Extraction Or Preparation Of Animal Or Fixed Vegetable F	50		50	
	847982	Machines; For Mixing, Kneading, Crushing, Grinding, Screening, Sifting, Homo	9	9	215	100
	847989	Machines And Mechanical Appliances; Having Individual Functions, N.e.c. Or	270	653	675	3.680
	847990	Machines And Mechanical Appliances; Parts, Of Those Having Individual Func	200		100	
	848030	Moulding Patterns; Of Metal, Metal Carbides, Glass, Mineral Materials, Rubb	160	100	200	300
	848049	Moulds; For Metal Or Metal Carbides, Other Than Injection Or Compression Types		40		60
	848050	Moulds; For Glass		4		4
	848060	Moulds; For Mineral Materials		31		16
	848071	Moulds; For Rubber Or Plastics, Injection Or Compression Types	100		25	
	848079	Moulds; For Rubber Or Plastics, Other Than Injection Or Compression Types	6.415	1.880	7.620	3.062
	848110	Valves; Pressure Reducing, For Pipes, Boiler Shells, Tanks, Vats Or The Like	201	996	223	476
	848120	Valves; For Oleohydraulic Or Pneumatic Transmissions	10	16	15	32
	848140	Valves; Safety Or Relief Valves, For Pipes, Boiler Shells, Tanks, Vats Or The Like		45		120
	848180	Taps, Cocks, Valves And Similar Appliances; For Pipes, Boiler Shells, Tanks, Va	296	1.272	409	141
	848190	Taps, Cocks, Valves And Similar Appliances; Parts Thereof		35		28
	848210	Ball Bearings		10		40
	848280	Bearings; N.e.c. In Heading No. 8482, Including Combined Ball/roller	68		59	
	848299	Bearings; Parts, (other Than Balls, Needles And Rollers)	42	23	115	28
	848310	Transmission Shafts (including Cam Shafts And Crank Shafts) And Cranks	128	38	986	57
	848320	Bearing Housings, Incorporating Ball Or Roller Bearings		2		20
	848340	Gears And Gearing; (not Toothed Wheels, Chain Sprockets And Other Transm	136	95	102	305
	848360	Clutches And Shaft Couplings (including Universal Joints)	505		928	

https://www.bps.go.id

Tabel 2. Ekspor Provinsi Asal Barang Dirinci Menurut Kode HS6 Digit, 2020—2021

Provinsi Asal	Kode HS 6	Deskripsi HS 6 Digit	Berat Bersih (Kg)		Nilai FOB (US$)	
			2020	2021	2020	2021
(1)	(2)	(3)	(4)	(5)	(6)	(7)
Nusa Tenggara Timur						
	848390	Transmission Components; Toothed Wheels, Chain Sprockets And Other Trar	85	480	151	235
	848410	Gaskets And Similar Joints; Of Metal Sheeting Combined With Other Material	10	81	270	121
	848490	Gasket Sets Or Assortments Of Gaskets And Similar Joints; Dissimilar In Comp	223	745	700	1.704
	848610	Machines And Apparatus Of A Kind Used Solely Or Principally For The Manufa	30	10	20	24
	848640	Machines And Apparatus Of A Kind Used Solely Or Principally For The Manufa	108		285	
	848690	Machines And Apparatus Of Heading 8486; Parts And Accessories	17		25	
	848710	Ships' Or Boats' Propellers And Blades Therefor	20	814	200	1.021
	848790	Machinery Parts; Not Containing Electrical Connectors, Insulators, Coils, Cont	210	57	726	205
	850110	Electric Motors; Of An Output Not Exceeding 37.5w	350	165	880	1.065
	850120	Electric Motors; Universal Ac/dc Of An Output Exceeding 37.5w	25		30	
	850131	Electric Motors And Generators; Dc, Of An Output Not Exceeding 750w	903	1.194	1.935	4.545
	850132	Electric Motors And Generators; Dc, Of An Output Exceeding 750w But Not Exceeding 75kw		214		650
	850152	Electric Motors; Ac Motors, Multi-phase, Of An Output Exceeding 750w But N	265	190	1.225	550
	850211	Electric Generating Sets; With Compression-ignition Internal Combustion Pist	3.036	2.730	10.485	2.580
	850213	Electric Generating Sets; With Compression-ignition Internal Combustion Pist	281	120	300	450
	850220	Electric Generating Sets; With Spark-ignition Internal Combustion Piston Engi	100		200	
	850239	Electric Generating Sets; (excluding Those With Spark-ignition Or Compressio	2.306	3.650	3.455	5.410
	850300	Electric Motors And Generators; Parts Suitable For Use Solely Or Principally W	269	185	737	760
	850421	Electrical Transformers; Liquid Dielectric, Having A Power Handling Capacity I	247	94	566	229
	850422	Electrical Transformers; Liquid Dielectric, Having A Power Handling Capacity E	558	141	1.012	381
	850423	Electrical Transformers; Liquid Dielectric, Having A Power Handling Capacity E	4.835	52	2.081	340
	850431	Electrical Transformers; N.e.c. In Item No. 8504.2, Having A Power Handling Capacity Not Exce		5		20
	850432	Transformers; N.e.c. In Item No. 8504.2, Having A Power Handling Capacity Exceeding 1kva Bu		10		150
	850434	Transformers; N.e.c. In Item No. 8504.2, Having A Power Handling Capacity Exceeding 500kva		35		60
	850440	Electrical Static Converters	987	708	3.643	4.260
	850450	Electrical Inductors; N.e.c. In Heading No. 8504		11		400
	850490	Electrical Transformers, Static Converters And Inductors; Parts Thereof	665	119	1.009	350
	850519	Magnets; Permanent Magnets And Articles Intended To Become Permanent Magnets After Ma		1		6
	850520	Magnets; Electro-magnetic Couplings, Clutches And Brakes		5		10
	850590	Magnets; Electro-magnets, Holding Devices And Parts N.e.c. In Heading No. 8	51	7	624	40
	850610	Cells And Batteries; Primary, Manganese Dioxide	3.697	800	683	262
	850650	Cells And Batteries; Primary, Lithium		1		10
	850660	Cells And Batteries; Primary, Air-zinc	5.790	8.501	2.750	4.977
	850680	Cells And Batteries; Primary, (other Than Manganese Dioxide, Mercuric Oxide	8.869	4.030	10.340	9.852
	850690	Cells And Batteries; Primary, Parts Thereof	45	82	117	73
	850710	Electric Accumulators; Lead-acid, Of A Kind Used For Starting Piston Engines,	29.093	20.918	27.839	33.730
	850720	Electric Accumulators; Lead-acid, (other Than For Starting Piston Engines), Inc	65		425	
	850730	Electric Accumulators; Nickel-cadmium, Including Separators, Whether Or No	868		569	
	850760	Electric Accumulators; Lithium-ion, Including Separators, Whether Or Not Rec	1.879	2.055	1.493	2.690
	850780	Electric Accumulators; Other Than Lead-acid, Nickel-cadmium, Nickel-iron, Ni	1.528	1.102	1.003	2.076
	850790	Electric Accumulators; Parts N.e.c. In Heading No. 8507	24.786	23.360	30.519	29.566
	850811	Vacuum Cleaners, With Self-contained Electric Motor, Of A Power Not Exceeding 1,500 W And		10		25
	850819	Vacuum Cleaners, With Self-contained Electric Motor, N.e.c. In Item No. 8508	343	109	381	139
	850860	Vacuum Cleaners, Other Than With A Self-contained Electric Motor	50	170	120	455
	850870	Parts Of Vacuum Cleaners		25		50
	850940	Electro-mechanical Domestic Appliances; Food Grinders And Mixers, Fruit Or	8.910	8.005	13.232	17.972
	850980	Electro-mechanical Domestic Appliances; With Self-contained Electric Motor,	65		175	
	850990	Electro-mechanical Domestic Appliances; Parts For The Appliances Of Headin	22	8	55	4
	851010	Shavers; With Self-contained Electric Motor	27	19	41	37
	851020	Hair Clippers; With A Self-contained Electric Motor	91	123	305	567
	851110	Ignition Or Starting Equipment; Spark Plugs, Of A Kind Used For Spark Or Com	2.567	2.888	5.250	4.951
	851120	Ignition Or Starting Equipment; Ignition Magnetos, Magneto-dynamos And M	433	92	1.303	450
	851130	Ignition Or Starting Equipment; Distributors And Ignition Coils Of A Kind Used	1.234	715	1.629	2.172
	851140	Ignition Or Starting Equipment; Starter Motors And Dual Purpose Starter-gen	332	372	703	1.089
	851190	Ignition Or Starting Equipment; Parts Of The Equipment Of Heading No. 8511	2.020	42	1.260	210
	851220	Lighting Or Visual Signalling Equipment; Electrical, Of A Kind Used On Motor V	307	13	5.688	29
	851230	Sound Signalling Equipment; Electrical, Used On Cycles Or Motor Vehicles (ex	1.393	1.263	1.884	2.521
	851240	Windscreen Wipers, Defrosters And Demisters; Electrical, Of Kinds Used For C	272	395	276	330
	851310	Lamps; Portable, Electric, Designed To Function By Their Own Source Of Ener	100	140	139	171
	851390	Lamps; Parts Of Portable, Electric Lamps Of Heading No. 8513, Designed To F	59	60	426	68

https://www.bpsntb.id

Tabel 2. Ekspor Provinsi Asal Barang Dirinci Menurut Kode HS6 Digit, 2020—2021

Provinsi Asal	Kode HS 6	Deskripsi HS 6 Digit	Berat Bersih (Kg)		Nilai FOB (US$)	
			2020	2021	2020	2021
(1)	(2)	(3)	(4)	(5)	(6)	(7)
Nusa Tenggara Timur						
	851420	Furnaces And Ovens; Electric, For Industrial Or Laboratory Use, Functioning B	60	8	135	45
	851511	Brazing Or Soldering Machines And Apparatus; Soldering Irons And Guns, Wh	2	4	4	35
	851519	Brazing Or Soldering Machines And Apparatus; Other Than Soldering Irons Ar	3	33	1	42
	851529	Welding Machines And Apparatus; For Resistance Welding Of Metal, Other Tl	102	20	20	60
	851539	Welding Machines And Apparatus; For Arc (including Plasma Arc) Welding Of	665	75	210	195
	851590	Welding, Brazing Or Soldering Machines; Parts Of The Machines Of Heading N	184	195	78	645
	851610	Heaters; Electric, Instantaneous Or Storage Water And Immersion Heaters	9.067	4.266	7.637	5.545
	851621	Heating Apparatus; Electric Storage Heating Radiators	931	54	885	82
	851629	Heating Apparatus; Electric Soil Heating Apparatus And Space Heating Apparatus (excluding St		20		175
	851631	Hair-dressing Apparatus; Electro-thermic Hair Dryers	33	76	31	748
	851632	Hair-dressing Apparatus; Electro-thermic, Other Than Hair Dryers	807	335	4.218	849
	851633	Hand-drying Apparatus; Electro-thermic	0		5	
	851640	Smoothing Irons; Electric	767	2.687	1.289	3.241
	851650	Ovens; Microwave, Of A Kind Used For Domestic Purposes	3.124	6.462	5.235	15.143
	851660	Ovens, Cookers, Cooking Plates, Boiling Rings, Grillers And Roasters; Of A Kin	18.614	15.010	21.759	17.053
	851671	Electro-thermic Appliances; Coffee Or Tea Makers, Of A Kind Used For Dome	65	48	169	218
	851672	Electro-thermic Appliances; Toasters, Of A Kind Used For Domestic Purposes	106	758	242	399
	851679	Electro-thermic Appliances; N.e.c. In Heading No. 8516, Used For Domestic P	592	202	433	145
	851680	Resistors; Electric Heating, Other Than Those Of Heading No. 8545	62	88	89	216
	851690	Electro-thermic Appliances; Parts, Of Heating Resistors, Of Water, Space And	54	20	155	20
	851711	Line Telephone Sets With Cordless Handsets	42	17	180	75
	851718	Telephone Sets N.e.c. In Item No. 8517.1	481	371	1.335	2.591
	851762	Communication Apparatus (excluding Telephone Sets Or Base Stations); Mac	506	609	4.453	2.870
	851769	Communication Apparatus (excluding Telephone Sets Or Base Stations); Mac	5	360	75	610
	851810	Microphones And Stands Therefor	465	293	2.339	1.068
	851821	Loudspeakers; Single, Mounted In Their Enclosures	878	1.821	1.790	4.830
	851822	Loudspeakers; Multiple, Mounted In The Same Enclosure	8.863	5.942	18.632	16.712
	851829	Loudspeakers; Not Mounted In Their Enclosures	760	66	615	190
	851830	Headphones And Earphones, Whether Or Not Combined With A Microphone	369	282	980	1.429
	851840	Amplifiers; Audio-frequency Electric		130		330
	851850	Amplifier Sets; Electric Sound	468	326	1.810	1.503
	851890	Microphones, Headphones, Earphones, Amplifier Equipment; Parts Of The Ec	140	40	410	45
	851920	Sound Recording Or Reproducing Apparatus; Operated By Coins, Banknotes,	3		20	
	851981	Sound Recording Or Reproducing Apparatus; Using Magnetic, Optical Or Sem	260	182	3.682	230
	851989	Sound Recording Or Reproducing Apparatus; N.e.c. In Heading No 8519		66		676
	852110	Video Recording Or Reproducing Apparatus; Magnetic Tape-type	66	257	555	1.475
	852190	Video Recording Or Reproducing Apparatus; Other Than Magnetic Tape-type	17	66	71	545
	852210	Sound Recording Or Reproducing Apparatus; Parts And Accessories Thereof,	2		20	
	852290	Sound Or Video Recording Or Reproducing Apparatus; Parts And Accessories	335	36	1.645	75
	852321	Magnetic Media; Cards Incorporating A Magnetic Stripe, Whether Or Not Recorded, Excluding		401		415
	852329	Magnetic Media; Other Than Cards Incorporating A Magnetic Stripe, Whethe	332	145	892	2.083
	852341	Optical Media; Unrecorded, Excluding Products Of Chapter 37	2		8	
	852349	Optical Media; Recorded, Excluding Products Of Chapter 37	35	10	55	10
	852351	Semiconductor Media; Solid-state Non-volatile Storage Devices, Whether Or	40		500	
	852352	Semiconductor Media; Smart Cards, Whether Or Not Recorded, Excluding Products Of Chapte		50		200
	852359	Semiconductor Media; Other Than Smart Cards, Whether Or Not Recorded, E	21	12	24	82
	852380	Media N.e.c. In Heading 8523, Whether Or Not Recorded, Excluding Products	2	2	30	360
	852550	Transmission Apparatus For Radio-broadcasting Or Television, Whether Or N	10	35	30	50
	852560	Transmission Apparatus For Radio-broadcasting Or Television, Whether Or N	5	5	150	50
	852610	Radar Apparatus		35		210
	852692	Radio Remote Control Apparatus		31		813
	852713	Radio Broadcast Receivers Capable Of Operating Without An External Power Source; Apparatu		35		180
	852721	Radio-broadcast Receivers Not Capable Of Operating Without An External So	180	185	935	885
	852729	Radio-broadcast Receivers Not Capable Of Operating Without An External So	54		150	
	852799	Radio-broadcast Receivers N.e.c. In Heading No. 8527; Not Combined With S	6	14	180	675
	852842	Monitors; Cathode-ray Tube, Capable Of Directly Connecting To And Designe	21	35	760	250
	852849	Monitors; Cathode-ray Tube, N.e.c. In Subheading 8528.42, Whether Or Not	64	92	1.035	930
	852852	Monitors; Other Than Cathode-ray Tube; Capable Of Directly Connecting To A	655	123	2.395	2.990
	852859	Monitors Other Than Cathode-ray Tube; N.e.c. In Subheading 8528.52, Whet	3.203	3.771	9.350	25.934
	852862	Projectors; Capable Of Directly Connecting To And Designed For Use With An	109	184	265	5.058

https://www.bps.go.id

Tabel 2. Ekspor Provinsi Asal Barang Dirinci Menurut Kode HS6 Digit, 2020—2021

Provinsi Asal	Kode HS 6	Deskripsi HS 6 Digit	Berat Bersih (Kg)		Nilai FOB (US$)	
			2020	2021	2020	2021
(1)	(2)	(3)	(4)	(5)	(6)	(7)
Nusa Tenggara Timur						
	852869	Projectors; N.e.c. In Subheading 8528.62, Whether Or Not Colour	40	101	375	850
	852871	Reception Apparatus For Television, Whether Or Not Incorporating Radio-brc	281	8	70	112
	852872	Reception Apparatus For Television, Whether Or Not Incorporating Radio-brc	9.118	479	33.055	5.266
	852910	Reception And Transmission Apparatus; Aerials And Aerial Reflectors Of All Ki	16.531	6.717	24.873	13.382
	852990	Reception And Transmission Apparatus; For Use With The Apparatus Of Heac	386	1.059	2.611	4.561
	853110	Signalling Apparatus; Electric, Sound Or Visual, Burglar Or Fire Alarms And Sir	0	79	20	60
	853180	Signalling Apparatus; Electric, Sound Or Visual, Apparatus N.e.c. In Heading No. 8531, Excludin		5		120
	853190	Signalling Apparatus; Parts Of The Electric, Sound Or Visual Apparatus Of Heading No. 8531		1		5
	853210	Electrical Capacitors; Fixed, Designed For Use In 50/60 Hz Circuits And Having A Reactive Powe		1		3
	853510	Electrical Apparatus; Fuses, For A Voltage Exceeding 1000 Volts	10	71	17	187
	853521	Electrical Apparatus; Automatic Circuit Breakers, For A Voltage Exceeding 10(	57	41	122	109
	853529	Electrical Apparatus; Automatic Circuit Breakers, For A Voltage Of 72.5kv Or M	20	22	35	52
	853530	Electrical Apparatus; Isolating And Make-and-break Switches, For A Voltage E	26	5	66	21
	853590	Electrical Apparatus; N.e.c. In Heading No. 8535, For Switching Or Protecting	7.628	136	5.354	327
	853610	Electrical Apparatus; Fuses, For A Voltage Not Exceeding 1000 Volts	175	640	295	1.181
	853620	Electrical Apparatus; Automatic Circuit Breakers, For A Voltage Not Exceeding	13	6	35	40
	853630	Electrical Apparatus; For Protecting Electrical Circuits, N.e.c. In Heading No. 8	30	7	14	12
	853649	Electrical Apparatus; Relays, For A Voltage Exceeding 60 Volts	1		40	
	853650	Electrical Apparatus; Switches N.e.c. In Heading No. 8536, For A Voltage Not	358	410	719	612
	853661	Electrical Apparatus; Lamp-holders, For A Voltage Not Exceeding 1000 Volts	29	2	75	6
	853669	Electrical Apparatus; Plugs And Sockets, For A Voltage Not Exceeding 1000 Vc	103	24	714	85
	853670	Connectors For Optical Fibres, Optical Fibre Bundles Or Cables	649	2.115	903	1.642
	853690	Electrical Apparatus; N.e.c. In Heading No. 8536, For Switching Or Protecting	337	114	463	836
	853710	Boards, Panels, Consoles, Desks And Other Bases; For Electric Control Or The	1.104	39	2.225	88
	853720	Boards, Panels, Consoles, Desks And Other Bases; For Electric Control Or The	487	28	1.279	93
	853810	Electrical Apparatus; Parts (e.g. Boards, Panels, Consoles, Desks, Cabinets, Ot	40		115	
	853890	Electrical Apparatus; Parts Suitable For Use Solely Or Principally With The Apparatus Of Headin		7		90
	853910	Lamps; Sealed Beam Units	2.756	3.819	4.139	6.102
	853921	Lamps; Filament, (excluding Ultra-violet Or Infra-red), Tungsten Halogen	941	171	1.823	190
	853922	Lamps; Filament, (excluding Ultra-violet Or Infra-red), Of A Power Not Exceed	1.627	1.422	2.347	2.903
	853929	Lamps; Filament, (excluding Ultra-violet Or Infra-red), N.e.c. In Item No. 8539	828	1.610	1.065	3.375
	853931	Lamps; Discharge, (excluding Ultra-violet), Fluorescent, Hot Cathode	30		29	
	853939	Lamps; Discharge, (excluding Ultra-violet, Excluding Fluorescent, Hot Cathode	32		103	
	853990	Lamps; Parts Of The Lamps Of Heading No. 8539	782	2.356	1.267	5.669
	854011	Tubes; Cathode-ray Television Picture Tubes, Including Video Monitor Cathoc	159	39	365	120
	854099	Valves And Tubes; Parts Of The Valves And Tubes Of Heading No. 8540, Exclu	20		1	
	854231	Electronic Integrated Circuits; Processors And Controllers, Whether Or Not Cc	14	5	630	140
	854232	Electronic Integrated Circuits; Memories	2	0	207	30
	854233	Electronic Integrated Circuits; Amplifiers	227	104	490	545
	854239	Electronic Integrated Circuits; N.e.c. In Heading No. 8542	55	9	580	165
	854290	Parts Of Electronic Integrated Circuits	1		2	
	854330	Electrical Machines And Apparatus; For Electroplating, Electrolysis Or Electro	2		30	
	854370	Electrical Machines And Apparatus; Having Individual Functions, Not Specifie	184	70	415	287
	854390	Electrical Machines And Apparatus; Parts Of The Electrical Goods Of Heading	20	150	15	192
	854411	Insulated Electric Conductors; Winding Wire, Of Copper	392	1.099	937	630
	854419	Insulated Electric Conductors; Winding Wire, (of Other Than Copper)	25	220	50	190
	854420	Insulated Electric Conductors; Co-axial Cable And Other Co-axial Electric Conc	8.367	1.653	6.954	2.751
	854430	Insulated Electric Conductors; Ignition Wiring Sets And Other Wiring Sets Of A	763	30.840	603	583.989
	854442	Insulated Electric Conductors; For A Voltage Not Exceeding 1000 Volts, Fitted	464	1.638	304	2.277
	854449	Insulated Electric Conductors; For A Voltage Not Exceeding 1000 Volts, Not Fi	1	3.110	3	1.330
	854470	Insulated Electric Conductors; Optical Fibre Cables	396	906	669	1.005
	854620	Electrical Insulators; Of Ceramics	1.151		511	
	860500	Railway Or Tramway Coaches; Passenger Coaches, Luggage Vans, Post Office Coaches And Oth		10		24
	860799	Railway Or Tramway Rolling Stock; Parts N.e.c. In Heading No. 8607		5		10
	870110	Tractors; Single Axle	5.579	9.517	11.922	34.742
	870191	Tractors; N.e.c. In Heading No 8701 (other Than Tractors Of Heading No 8709	10.055	12.240	58.345	53.759
	870192	Tractors; N.e.c. In Heading No 8701 (other Than Tractors Of Heading No 8709	330	928	2.150	1.950
	870194	Tractors; N.e.c. In Heading No 8701 (other Than Tractors Of Heading No 8709); Of An Engine P		100		100
	870195	Tractors; N.e.c. In Heading No 8701 (other Than Tractors Of Heading No 8709	8.498	4.900	15.060	27.400
	870210	Vehicles; Public Transport Type (carries 10 Or More Persons, Including Driver	22.550	12.380	51.791	84.305

https://www.bps.go.id

Tabel 2. Ekspor Provinsi Asal Barang Dirinci Menurut Kode HS6 Digit, 2020—2021

Provinsi Asal	Kode HS 6	Deskripsi HS 6 Digit	Berat Bersih (Kg)		Nilai FOB (US$)	
			2020	2021	2020	2021
(1)	(2)	(3)	(4)	(5)	(6)	(7)
Nusa Tenggara Timur						
	870220	Vehicles; Public Transport Type (carries 10 Or More Persons, Including Driver	3.810		20.020	
	870321	Vehicles; With Only Spark-ignition Internal Combustion Reciprocating Piston I	9.185		23.856	
	870322	Vehicles; With Only Spark-ignition Internal Combustion Reciprocating Piston I	17.313	18.200	64.803	36.557
	870323	Vehicles; With Only Spark-ignition Internal Combustion Reciprocating Piston I	5.480	8.160	25.565	33.873
	870324	Vehicles; With Only Spark-ignition Internal Combustion Reciprocating Piston I	3.900	3.900	15.000	22.000
	870331	Vehicles; With Only Compression-ignition Internal Combustion Piston Engine	2.500		5.500	
	870332	Vehicles; With Only Compression-ignition Internal Combustion Piston Engine	8.400	6.600	31.000	18.500
	870333	Vehicles; With Only Compression-ignition Internal Combustion Piston Engine	17.500	15.240	90.712	72.000
	870360	Vehicles; With Both Spark-ignition Internal Combustion Reciprocating Piston Engine And Electr		2.500		15.133
	870410	Vehicles; Dumpers, Designed For Off-highway Use, For Transport Of Goods	1.650		7.618	
	870421	Vehicles; Compression-ignition Internal Combustion Piston Engine (diesel Or	32.270	24.660	71.205	141.486
	870422	Vehicles; Compression-ignition Internal Combustion Piston Engine (diesel Or	5.002	59.320	25.514	303.600
	870431	Vehicles; Spark-ignition Internal Combustion Piston Engine, For Transport Of Goods, (of A G.v.\		2.520		9.725
	870432	Vehicles; Spark-ignition Internal Combustion Piston Engine, For Transport Of Goods, (of A G.v.\		3.500		5.000
	870490	Vehicles; For Transport Of Goods, N.e.c. In Heading No. 8704	15.100	3.000	38.750	4.720
	870590	Vehicles; Break-down Lorries, Road-sweepers, Spraying Lorries, Mobile Work	3.810	7.620	16.250	39.597
	870600	Chassis; Fitted With Engines, For The Motor Vehicles Of Heading No. 8701 To	3.632	4.200	12.800	10.000
	870710	Vehicles; Bodies (including Cabs) For The Motor Vehicles Of Heading No. 870	549	164	380	595
	870790	Vehicles; Bodies (including Cabs) For The Motor Vehicles Of Heading No. 870	4.340	9	3.550	40
	870810	Vehicles; Bumpers And Parts Thereof, For The Vehicles Of Heading No. 8701	24.863	10.236	25.703	18.053
	870821	Vehicles; Parts Of Bodies, Safety Seat Belts		7		14
	870829	Vehicles; Parts And Accessories, Of Bodies, Other Than Safety Seat Belts	16.576	2.121	21.964	10.406
	870830	Vehicle Parts; Brakes, Servo-brakes And Parts Thereof	18.802	4.750	18.797	7.519
	870840	Vehicle Parts; Gear Boxes And Parts Thereof	5.918	2.297	5.687	3.651
	870850	Vehicle Parts; Drive-axles With Differential, Whether Or Not Provided With O	3.336	1.427	3.935	2.237
	870870	Vehicle Parts; Road Wheels And Parts And Accessories Thereof	15.436	5.534	12.267	10.691
	870880	Vehicle Parts; Suspension Systems And Parts Thereof (including Shock-absorb	6.923	3.144	6.962	4.225
	870891	Vehicle Parts; Radiators And Parts Thereof	51.419	11.499	79.937	22.871
	870892	Vehicle Parts; Silencers (mufflers) And Exhaust Pipes; Parts Thereof	1.340	870	2.659	2.466
	870893	Vehicle Parts; Clutches And Parts Thereof	2.485	279	1.653	628
	870894	Vehicle Parts; Steering Wheels, Steering Columns And Steering Boxes; Parts T	1.735	51	1.775	60
	870895	Vehicle Parts; Safety Airbags With Inflater System; Parts Thereof		3		20
	870899	Vehicle Parts And Accessories; N.e.c. In Heading No. 8708	9.616	11.850	12.993	19.186
	870919	Vehicles; (not Electrical), Self-propelled, Without Handling Equipment, Used For Short Distance		98		310
	870990	Vehicles; Parts Of The Vehicles Of Heading No. 8709		472		251
	871110	Motorcycles (including Mopeds) And Cycles; Fitted With An Auxiliary Motor,	372	8.530	3.950	63.305
	871120	Motorcycles (including Mopeds) And Cycles; Fitted With An Auxiliary Motor,	271	995	2.266	3.650
	871160	Motorcycles (including Mopeds) And Cycles; Fitted With Auxiliary Motor, Wit	50	30	125	200
	871200	Bicycles And Other Cycles; Including Delivery Tricycles, Not Motorised	14.042	1.595	17.462	3.283
	871310	Carriages For Disabled Persons; Not Mechanically Propelled	16	2	102	5
	871390	Carriages For Disabled Persons; Mechanically Propelled	165	341	390	498
	871410	Motorcycles (including Mopeds); Parts And Accessories	279.706	161.175	309.024	221.673
	871420	Carriages For Disabled Persons; Parts And Accessories Thereof	39	170	55	430
	871491	Cycles; Frames And Forks, And Parts Thereof	90	25	206	25
	871492	Cycles; Parts Thereof, Wheel Rims And Spokes	513	283	1.029	784
	871493	Cycles; Parts Thereof, Hubs (other Than Coaster Braking Hubs And Hub Brake	55	56	53	67
	871494	Cycles; Parts Thereof, Brakes, Including Coaster Braking Hubs And Hub-brake	91	155	95	127
	871495	Cycles; Parts Thereof, Saddles	52	13	33	17
	871496	Cycles; Parts, Pedals And Crank-gear, And Parts Thereof	837	246	877	578
	871499	Cycles; Parts Thereof, N.e.c. In Item No. 8714.9	41.317	10.962	36.791	16.540
	871500	Baby Carriages And Parts Thereof	168	82	660	95
	871680	Vehicles; N.e.c. In Heading No. 8716	940	508	862	418
	871690	Trailers, Semi-trailers And Other Vehicles Not Mechanically Propelled; Parts T	3.821	3.051	1.218	1.123
	880100	Balloons And Dirigibles; Gliders, Hang Gliders And Other Non-powered Aircraft.		1		2
	890399	Yachts And Other Vessels; For Pleasure Or Sports, Rowing Boats And Canoes,	281		520	
	890790	Floating Structures; Tanks, Coffer-dams, Landing Stages, Buoys And Beacons	517	86	206	104
	900140	Lenses, Spectacle; Unmounted, Of Glass, Excluding Elements Of Glass Not Op	49	42	1.470	391
	900150	Lenses, Spectacle; Unmounted, Of Materials Other Than Glass	102	4	4.115	400
	900190	Optical Elements; Lenses N.e.c. In Heading No. 9001, Prisms, Mirrors And Oth	61	20	63	43
	900211	Lenses; Objective, For Cameras, Projectors Or Photographic Enlargers Or Red	14	5	1.995	110

https://www.bps.go.id

Tabel 2. Ekspor Provinsi Asal Barang Dirinci Menurut Kode HS6 Digit, 2020—2021

Provinsi Asal	Kode HS 6	Deskripsi HS 6 Digit	Berat Bersih (Kg)		Nilai FOB (US$)	
			2020	2021	2020	2021
(1)	(2)	(3)	(4)	(5)	(6)	(7)
Nusa Tenggara Timur						
	900220	Filters; Mounted As Parts Or Fittings For Instruments Or Apparatus, Of Any Material (excluding		10		50
	900311	Frames And Mountings; For Spectacles, Goggles Or The Like, Of Plastics	55	4	33	16
	900410	Sunglasses; Corrective, Protective Or Other	493	478	915	990
	900490	Spectacles, Goggles And The Like; (other Than Sunglasses) Corrective, Protect	1.098	1.364	2.786	4.383
	900580	Monoculars; Other Optical Telescopes And Astronomical Instruments, Excluding Instruments F		1		20
	900590	Binoculars, Monoculars, Other Optical Telescopes, Astronomical Instruments	175		35	
	900661	Photographic Flashlight Apparatus; Discharge Lamp (electronic)		6		15
	900669	Photographic Flashlight Apparatus; N.e.c. In Heading No. 9006	2	10	10	50
	900691	Cameras, Photographic (excluding Cinematographic); Parts And Accessories	2	6	10	20
	900699	Photographic Flashlight Apparatus; Parts And Accessories, For Other Than Ca	25	4	432	100
	900710	Cameras, Cinematographic; Whether Or Not Incorporating Sound Recording /	340	211	3.917	7.583
	900720	Projectors, Cinematographic; Whether Or Not Incorporating Sound Recording	40	30	145	710
	900791	Cameras, Cinematographic; Parts And Accessories, Whether Or Not Incorpora	8	3	46	5
	900792	Projectors, Cinematographic; Parts And Accessories, Whether Or Not Incorporating Sound Rep		10		45
	900890	Photographic (other Than Cinematographic) Image Projectors, Enlargers, And Reducers; Parts /		20		15
	901050	Photographic Laboratory Apparatus And Equipment; N.e.c. In Item No. 9010.	170		192	
	901060	Photographic Laboratory Apparatus And Equipment (including Cinematograp	100	13	150	195
	901110	Microscopes, Compound Optical; Stereoscopic Microscopes		165		40
	901180	Microscopes, Compound Optical; (other Than Stereoscopic And Microscopes For Photomicrog		1		2
	901510	Rangefinders		80		1.005
	901520	Surveying Equipment; Theodolites And Tacheometers	180	48	3.125	340
	901530	Surveying Equipment; Levels		60		200
	901600	Balances; Of A Sensitivity Of 5cg Or Better, With Or Without Weights	5	45	10	225
	901720	Drawing, Marking-out Or Mathematical Calculating Instruments	65	82	63	66
	901730	Mathematical Equipment; Micrometers, Callipers And Gauges		2		90
	901790	Drawing, Marking-out Equipment And Mathematical Instruments; Parts And	5		10	
	901811	Medical, Surgical Instruments And Appliances; Electro-cardiographs	79	56	110	129
	901812	Medical, Surgical Instruments And Appliances; Ultrasonic Scanning Apparatus	80	2	100	10
	901819	Medical, Surgical Instruments And Appliances; Electro-diagnostic Apparatus (	26	348	268	700
	901831	Medical, Surgical Instruments And Appliances; Syringes, With Or Without Nee	162	299	215	470
	901839	Medical, Surgical Instruments And Appliances; Catheters, Cannulae And The Like		15		96
	901849	Dental Instruments And Appliances; Other Than Dental Drill Engines		11		62
	901890	Medical, Surgical Or Dental Instruments And Appliances; N.e.c. In Heading No	236	887	1.615	3.131
	901910	Mechano-therapy Appliances; Massage Apparatus And Psychological Aptitud	23	27	40	98
	901920	Therapeutic Respiration Apparatus; Ozone, Oxygen, Aerosol Therapy Apparatus; Artificial Resp		1		15
	902000	Breathing Appliances And Gas Masks; Excluding Protective Masks Having Neit	26	56	280	62
	902121	Dental Fittings; Artificial Teeth	3	1	15	5
	902129	Dental Fittings; Other Than Artificial Teeth		4		4
	902140	Hearing Aids (excluding Parts And Accessories)		1		10
	902190	Appliances; Worn, Carried Or Implanted In The Body, To Compensate For A Defect Or Disability		1		4
	902290	Apparatus Based On Use Of X-rays And Similar; Parts And Accessories (x-ray Generators, Tubes		150		300
	902300	Instruments, Apparatus And Models; Designed For Demonstrational Purposes (in Education Or		11		90
	902511	Thermometers And Pyrometers; Liquid Filled, For Direct Reading, Not Combir	54	45	98	180
	902519	Thermometers And Pyrometers; (other Than Liquid Filled, For Direct Reading	261	148	6.038	408
	902590	Hydrometers And Similar Floating Instruments, Barometers, Hygrometers, Psychrometers, The		27		77
	902610	Instruments And Apparatus; For Measuring Or Checking The Flow Or Level Of Liquids		42		75
	902620	Instruments And Apparatus; For Measuring Or Checking Pressure	56	11	817	10
	902680	Instruments And Apparatus; For Measuring Or Checking Variables Of Liquids	15	6	15	30
	902710	Instruments And Apparatus; Gas Or Smoke Analysis Apparatus, For Physical Or Chemical Analy		45		300
	902750	Instruments And Apparatus; Using Optical Radiations (uv, Visible, Ir), (other T	70		410	
	902820	Meters; Liquid Supply Or Production Meters, Including Calibrating Meters Th	3.050	23	600	250
	902830	Meters; Electricity Supply Or Production Meters, Including Calibrating Meters Thereof		20		20
	902910	Meters And Counters; Revolution Counters, Production Counters, Taximeters	20		250	
	902920	Meters; Speed Indicators And Tachometers; Stroboscopes	80	280	274	652
	903033	Instruments And Apparatus; For Measuring Or Checking Voltage, Current, Re	84	6	499	54
	903090	Instruments, Apparatus For Measuring, Checking Electrical Quantities, Not M	10		10	
	903149	Optical Instruments And Appliances; For Measuring Or Checking, N.e.c. In Ch	15	10	150	175
	903180	Instruments, Appliances And Machines; For Measuring Or Checking N.e.c. In Chapter 90		22		35
	903210	Regulating Or Controlling Instruments And Apparatus; Automatic Type, Therr	5		6	
	903300	Machines And Appliances, Instruments Or Apparatus Of Chapter 90; Parts And Accessories N.e		4		10

https://ntt.bps.go.id

Tabel 2. Ekspor Provinsi Asal Barang Dirinci Menurut Kode HS6 Digit, 2020—2021

Provinsi Asal	Kode HS 6	Deskripsi HS 6 Digit	Berat Bersih (Kg)		Nilai FOB (US$)	
			2020	2021	2020	2021
(1)	(2)	(3)	(4)	(5)	(6)	(7)
Nusa Tenggara Timur						
	910111	Wrist-watches; Electrically Operated, With Or Without A Stop-watch, With Ca	7		30	
	910119	Wrist-watches; Electrically Operated, With Or Without A Stop-watch, With Ca	165	90	390	203
	910121	Wrist-watches; (not Electrically Operated), Automatic Winding, Whether Or N	467	414	1.262	2.434
	910129	Wrist-watches; (not Electrically Operated), (not Automatic Winding), Whethe	19	27	140	60
	910191	Pocket-watches And Other Watches, Including Stop-watches; (excluding Wrist-watches), With		1		10
	910199	Pocket-watches And Other Watches, Including Stop-watches; (excluding Wris	426	394	999	1.945
	910211	Wrist-watches; Electrically Operated, With Or Without A Stop-watch, (other T	12		25	
	910219	Wrist-watches; Electrically Operated, With Or Without A Stop-watch, (other T	156	42	3.570	2.290
	910229	Wrist-watches; Whether Or Not Incorporating A Stop-watch Facility, With Otl	42	2	120	10
	910291	Pocket Watches And Other Watches, Including Stop-watches; (excluding Wris	0		10	
	910299	Pocket Watches And Other Watches, Including Stop-watches; (excluding Wris	78	66	650	120
	910390	Clocks; With Watch Movements, Other Than Electrically Operated, Excluding	29	133	125	444
	910511	Clocks; (excluding Those With Watch Movements And Instrument Panel Cloc	156		210	
	910519	Clocks; (excluding Those With Watch Movements And Instrument Panel Cloc	82	79	350	157
	910521	Clocks; (excluding Those With Watch Movements And Instrument Panel Cloc	95	15	180	92
	910529	Clocks; (excluding Those With Watch Movements And Instrument Panel Clocks), Wall Clocks, C		237		130
	910610	Time Recording Apparatus; Time-registers, Time Recorders, With Clock, Watch Movement Or S		9		30
	910690	Time Recording Apparatus; With Clock Or Watch Movement Or With Synchro	24		30	
	910990	Clock Movements; Complete And Assembled, Other Than Electrically Operated		2		10
	911390	Watch Straps, Watch Bands, Watch Bracelets, And Parts Thereof; N.e.c. In He	67	81	123	116
	920120	Musical Instruments; Pianos, Grand	3		55	
	920190	Musical Instruments; Harpsichords And Other Keyboard Stringed Instruments	1.038	332	4.710	6.630
	920210	Musical Instruments; String, Played With A Bow (e.g. Violins)	287	18	460	180
	920290	Musical Instruments; String, Played Other Than With A Bow (e.g. Guitars And	595	285	3.014	2.575
	920510	Musical Instruments; Brass-wind (e.g. Trumpets), Other Than Fairground Organs And Mechani		24		100
	920590	Musical Instruments; Wind, Other Than Brass, (eg. Clarinet, Bagpipes, Pipe O	65	9	810	34
	920600	Musical Instruments; Percussion (e.g. Drums, Xylophones, Cymbals, Castanet	864	502	4.940	1.290
	920790	Musical Instruments; (other Than Keyboard), The Sound Of Which Is Produce	507	133	2.310	1.135
	920890	Fairground And Mechanical Street Organs, Mechanical Singing Birds, Musical	20	11	28	19
	920930	Musical Instrument Strings	30	12	32	125
	920991	Musical Instruments; Parts And Accessories For Pianos	2		2	
	920992	Musical Instruments; Parts And Accessories For String Musical Instruments O	2	27	100	146
	920999	Musical Instruments; Parts And Accessories For Musical Instruments N.e.c. In	15	10	30	15
	940110	Seats; Of A Kind Used For Aircraft		7.661		16.740
	940120	Seats; Of A Kind Used For Motor Vehicles	1.661	316	514	577
	940159	Seats; Of Cane, Osier Or Similar Materials, Other Than Bamboo Or Rattan	4.055	350	1.648	245
	940161	Seats; With Wooden Frames, Upholstered, (excluding Medical, Surgical, Dent	44.268	23.136	40.370	60.360
	940169	Seats; With Wooden Frames, Not Upholstered, (excluding Medical, Surgical, I	32.804	61.722	21.281	68.440
	940171	Seats; With Metal Frames, Upholstered, (excluding Medical, Surgical, Dental,	1.273	4.686	830	1.375
	940179	Seats; With Metal Frames, Not Upholstered, (excluding Medical, Surgical, Der	3.093	3.889	3.283	3.768
	940180	Seats; N.e.c. In Heading No. 9401, (excluding Medical, Surgical, Dental, Veteri	68.355	90.559	41.790	56.992
	940210	Chairs; Dentists', Barbers' Or Similar Chairs Having Rotating As Well As Both F	2.712	1.355	1.859	1.368
	940290	Furniture; For Medical, Surgical, Veterinary Use (e.g. Operating Tables, Exami	317	89	440	260
	940310	Furniture; Metal, For Office Use	120	292	127	321
	940320	Furniture; Metal, Other Than For Office Use	3.773	13.189	1.751	4.481
	940350	Furniture; Wooden, For Bedroom Use	60.972	116.109	79.706	184.686
	940360	Furniture; Wooden, Other Than For Office, Kitchen Or Bedroom Use	674.421	708.332	249.225	362.066
	940370	Furniture; Plastic	222.923	151.976	124.571	98.660
	940389	Furniture; Of Cane, Osier, Or Similar Materials (other Than Bamboo Or Rattan)		99		60
	940410	Mattress Supports	189.920	184.377	442.889	283.920
	940421	Mattresses; Of Cellular Rubber Or Plastics, Whether Or Not Covered	43	5.022	124	12.463
	940429	Mattresses; Of Other Materials, Not Cellular Rubber Or Plastics	572.901	736.659	690.064	965.100
	940430	Sleeping Bags		11		65
	940490	Bedding And Similar Furnishing Articles; N.e.c. In Heading No. 9404 (e.g. Quilt	17.909	24.440	15.972	17.980
	940550	Lamps And Light Fittings; Non-electric	7		10	
	940591	Lamps And Light Fittings; Parts Thereof, Of Glass	148	130	140	290
	940592	Lamps And Light Fittings; Parts Thereof, Of Plastics	6		10	
	940599	Lamps And Light Fittings; Parts Thereof, Of Materials Other Than Glass Or Pla	2	10	100	25
	950300	Tricycles, Scooters, Pedal Cars And Similar Wheeled Toys; Dolls' Carriages; Do	16.344	12.886	16.282	10.560
	950420	Billiard Articles And Accessories Of All Kinds	2.404	3.968	2.865	4.291

https://kupang.bps.go.id

Tabel 2. Ekspor Provinsi Asal Barang Dirinci Menurut Kode HS6 Digit, 2020—2021

Provinsi Asal	Kode HS 6	Deskripsi HS 6 Digit	Berat Bersih (Kg)		Nilai FOB (US$)	
			2020	2021	2020	2021
(1)	(2)	(3)	(4)	(5)	(6)	(7)
Nusa Tenggara Timur						
	950430	Games; Operated By Coins, Banknotes, Bank Cards, Tokens Or By Other Mear	1.009	4	895	10
	950440	Games; Playing Cards	1.729	886	287	188
	950450	Games; Video Game Consoles And Machines, Other Than Those Of Subheadi	68	280	493	3.198
	950490	Games; Articles For Funfair, Table Or Parlour Games, Including Pintables, Spe	5.729	1.117	9.556	827
	950510	Christmas Festivity Articles	12	6	60	20
	950590	Festive, Carnival Or Other Entertainment Articles Including Novelty Jokes And	3	14	54	40
	950619	Snow-ski Equipment	153		155	
	950629	Water Sport Equipment; Water-skis, Surf-boards And Other Water-sport Equi	1	6	130	30
	950631	Golf Clubs; Complete		5		60
	950632	Golf Balls	674	653	952	989
	950639	Golf Equipment; Other Than Clubs And Balls	35	1	100	3
	950640	Table-tennis Articles And Equipment	68	37	96	68
	950651	Lawn-tennis Racquets; Whether Or Not Strung	25	25	30	65
	950659	Tennis, Badminton And Similar Racquets; Whether Or Not Strung	139	189	220	395
	950661	Lawn-tennis Balls	141	77	109	267
	950662	Balls; Inflatable	719	845	971	2.388
	950669	Balls; (other Than Inflatable Or For Lawn-tennis, Golf Or Table-tennis)	685	2.851	568	3.193
	950691	Athletics And Gymnastics Equipment	3.070	974	2.821	1.372
	950699	Equipment For Outdoor Games And Recreation N.e.c. In Heading No. 9506	2.171	1.091	2.406	1.739
	950710	Fishing Rods	152	49	187	226
	950720	Fish-hooks; Whether Or Not Snelled	33	27	25	104
	950730	Fishing Reels	38	250	130	525
	950790	Fishing Tackle N.e.c., Butterfly Nets, Decoy Birds (other Than Those Of Headir	4.333	1.100	3.531	1.820
	960310	Brooms And Brushes; Consisting Of Twigs Or Other Vegetable Materials Boun	4.181	8.624	2.233	2.402
	960321	Brushes; Toothbrushes	9.440	1.106	12.865	2.118
	960329	Brushes; Shaving, Hair, Nail, Eyelash And Other Toilet Brushes For Use On The	23	3	29	1
	960330	Brushes; Artists' Brushes, Writing Brushes And Similar Brushes For The Applic	7	83	2	157
	960340	Brushes; Paint, Distemper, Varnish Or Similar Brushes (not Those Of Item No.	145	378	107	242
	960350	Brushes; Constituting Parts Of Machines, Appliances Or Vehicles	26	5	22	11
	960390	Brooms, Brushes, Mops, Feather Dusters, Squeegees, Hand Operated Mecha	389	949	270	898
	960400	Hand Sieves And Hand Riddles	632	575	599	302
	960500	Travel Sets; For Personal Toilet, Sewing, Shoe Or Clothes Cleaning	210		150	
	960610	Press-fasteners, Snap-fasteners, Press-studs And Parts Therefor	38	40	55	134
	960621	Buttons; Of Plastics, Not Covered With Textile Material	14	11	5	29
	960630	Button Moulds And Other Parts Of Buttons; Button Blanks		7		20
	960711	Slide Fasteners; Fitted With Chain Scoops Of Base Metal	43	20	48	51
	960719	Slide Fasteners; Other Than Those Fitted With Chain Scoops Of Base Metal	16	121	20	135
	960810	Pens; Ball Point	3.774	4.965	2.155	2.215
	960820	Pens; Felt Tipped And Other Porous-tipped Pens And Markers	237	28	222	63
	960830	Pens; Fountain, Stylograph And Other Pens	284	451	313	543
	960840	Pencils; Propelling Or Sliding		10		15
	960899	Pens And Pencils; Duplicating Stylos, Pen-holders, Pencil-holders, And Similar	24	243	30	254
	960910	Pencils And Crayons; With Leads Encased In Rigid Sheath	59	34	58	39
	960920	Pencil Leads; Black Or Coloured		25		12
	960990	Pastels, Drawing Charcoals, Writing Or Drawing Chalks, Tailors' Chalk	1.795	1.031	567	770
	961000	Slates And Boards; With Writing Or Drawing Surfaces, Whether Or Not Frame	92	83	85	105
	961100	Stamps; Date, Numbering, Sealing Stamps And The Like (including Devices Fo	128	12	253	80
	961210	Ribbons; For Typewriters And The Like, Inked Or Otherwise Prepared, For Giv	235	13	431	100
	961220	Ink Pads; Whether Or Not Inked, With Or Without Boxes	2		12	
	961310	Lighters; Pocket, Cigarette, Gas Fuelled, Non-refillable	188	74	59	62
	961320	Lighters; Pocket, Cigarette, Gas Fuelled, Refillable	5	8	5	4
	961511	Combs, Hair Slides And The Like; Of Hard Rubber Or Plastics	730	324	811	327
	961519	Combs, Hair Slides And The Like; Of Other Than Hard Rubber Or Plastics	167	390	85	702
	961590	Hairpins, Curling Pins, Curling Grips, Hair Curlers And The Like (not Those Of H	44	115	74	115
	961610	Scent Sprays And Similar Toilet Sprays, And Mounts And Heads Therefor	10	14	20	15
	961620	Powder Puffs And Pads; For The Application Of Cosmetics Or Toilet Preparati	2.471	1.216	6.655	1.750
	961700	Vacuum Flasks And Other Vacuum Vessels, Complete With Cases; Parts There	38.885	28.324	22.892	14.586
	961800	Tailors' Dummies And Other Lay Figures; Automata And Other Animated Disp	530		915	
	961900	Sanitary Towels (pads) And Tampons, Napkins And Napkin Liners For Babies A	276.542	178.597	506.007	266.826
	962000	Monopods, Bipods, Tripods And Similar Articles	230	258	788	1.362

https://www.bps.go.id

Tabel 2. Ekspor Provinsi Asal Barang Dirinci Menurut Kode HS6 Digit, 2020—2021

Provinsi Asal	Kode HS 6	Deskripsi HS 6 Digit	Berat Bersih (Kg)		Nilai FOB (US$)	
			2020	2021	2020	2021
(1)	(2)	(3)	(4)	(5)	(6)	(7)
Nusa Tenggara Timur						
	999910	Postal packages n.c.a.k	1.711	1.541	74.616	68.985
	040310	Dairy Produce; Yoghurt, Whether Or Not Concentrated Or Containing Added	35.205	31.951	15.190	19.984
	080290	Nuts, Edible; N.e.c. In Heading No. 0801 And 0802, Fresh Or Dried, Whether Or Not Shelled Or		13.256		30.641
	300220	Vaccines; For Human Medicine		840		4.830
	300230	Vaccines; For Veterinary Medicine	741		4.305	
	340211	Organic Surface-active Agents; Anionic (other Than Soap), Whether Or Not Pu	755	3.699	1.430	4.597
	340213	Organic Surface-active Agents; Non-ionic (other Than Soap), Whether Or Not	10.073	20.492	5.944	8.841
	340219	Organic Surface-active Agents; Whether Or Not Put Up For Retail Sale, N.e.c.	600		300	
	340220	Washing And Cleaning Preparations; Surface-active, Whether Or Not Contain	452.253	279.858	131.026	109.365
	382200	Reagents; Diagnostic Or Laboratory Reagents On A Backing And Prepared Dia	131	3.974	3.950	26.231
	382471	Mixtures Containing Halogenated Derivatives Of Methane, Ethane Or Propane; Containing Chl		2		20
	441400	Wooden Frames; For Paintings, Photographs, Mirrors Or Similar Objects	500		150	
	441810	Wood; Windows, French-windows And Their Frames	22.938	15.906	9.191	8.198
	441820	Wood; Doors And Their Frames And Thresholds	77.499	77.315	27.751	28.855
	442010	Wood; Statuettes And Other Ornaments Of Wood		105		450
	490599	Maps And Hydrographic Or Similar Charts; (printed Other Than In Book Form), Including Wall M		11		37
	570320	Carpets And Other Textile Floor Coverings; Tufted, Of Nylon Or Other Polyam	641		295	
	570330	Carpets And Other Textile Floor Coverings; Tufted, Of Man-made Textile Mat	1.135	2.610	594	503
	620111	Coats; Men's Or Boys', Overcoats, Raincoats, Car-coats, Capes, Cloaks And Similar Articles, Of W		20		120
	620113	Coats; Men's Or Boys', Overcoats, Raincoats, Car-coats, Capes, Cloaks And Sir	38	272	65	180
	620119	Coats; Men's Or Boys', Overcoats, Raincoats, Car-coats, Capes, Cloaks And Sir	2.170	1.088	2.103	520
	620213	Coats; Women's Or Girls', Overcoats, Raincoats, Car-coats, Capes, Cloaks And Similar Articles, (		60		50
	620219	Coats; Women's Or Girls', Overcoats, Raincoats, Car-coats, Capes, Cloaks And	15	81	43	204
	681510	Stone Articles And Articles Of Other Mineral Substances; Non-electrical Articl	8.538	24.342	4.491	18.851
	701931	Glass Fibres; Non-woven Products, Mats		280		340
	741910	Copper; Chain And Parts Thereof	40	7	40	90
	741991	Copper; Cast, Moulded, Stamped Or Forged, But Not Further Worked	350	45	250	65
	741999	Copper; Articles N.e.c. In Heading No. 7419	123	108	87	145
	846210	Machine-tools; Forging Or Die-stamping Machines (including Presses) And Ha	50	10	65	50
	846229	Machine-tools; Bending, Folding, Straightening Or Flattening Machines (inclu	57	169	60	460
	851430	Furnaces And Ovens; Electric, For Industrial Or Laboratory Use, Other Than Those Functioning		1		30
	851712	Telephones For Cellular Networks Or For Other Wireless Networks	1.289	1.334	51.640	136.738
	851770	Telephone Sets And Other Apparatus For The Transmission Or Reception Of V	635	505	11.168	2.986
	852580	Television Cameras, Digital Cameras And Video Camera Recorders	669	1.954	11.150	9.559
	853950	Lamps; Light-emitting Diode (led) Lamps	614	87	1.650	387
	854890	Electrical Parts Of Machinery Or Apparatus; N.e.c. In Chapter 85	3		30	
	854810	Waste And Scrap Of Primary Cells, Primary Batteries And Electric Accumulato	4.028	2.099	4.553	2.962
	870120	Tractors; Road, For Semi-trailers	40		25	
	880330	Aircraft And Spacecraft; Parts Of Aeroplanes Or Helicopters N.e.c. In Heading	605	14	11.000	1.500
	880390	Aircraft And Spacecraft; Parts Thereof N.e.c. In Chapter 88		223		20.000
	890392	Motorboats; (other Than Outboard Motorboats), For Pleasure Or Sports, Oth	80		180	
	900651	Cameras, Photographic (excluding Cinematographic); With A Through-the-ler	15		1	
	940540	Lamps And Light Fittings; Electric, N.e.c. In Heading No. 9405	667	84	2.157	277
	902780	Instruments And Apparatus; For Physical Or Chemical Analysis, For Measurin	1	50	25	1.500
	940130	Seats; Swivel With Variable Height Adjustment, Excluding Medical, Surgical, D	70	935	175	990
	940140	Seats; Convertible Into Beds, Other Than Garden Seats Or Camping Equipmer	785		100	
	940190	Seat; Parts	175.832	96.471	147.746	79.264
	940390	Furniture; Parts	1.215	2.069	2.974	5.497
	940510	Chandeliers And Other Electric Ceiling Or Wall Light Fittings; Excluding Those	2.884	557	2.296	960
	940520	Lamps, Electric; Floor-standing Or For Table, Desk Or Bedside	121	67	220	85
	940530	Lighting Sets; Of A Kind Used For Christmas Trees	5	64	17	195
	940560	Illuminated Signs, Name Plates And The Like	155	500	2.121	250
	950890	Roundabouts, Swings, Shooting Galleries, Other Fairground Amusements; Tra	259		80	
	970110	Paintings, Drawings And Pastels; Executed Entirely By Hand, Other Than Drav	56	85	35	120
	970190	Artwork; Collages And Similar Decorative Plaques	20		50	
	970300	Sculptures And Statuary; Original, In Any Material	428	570	838	785
	382478	Mixtures Containing Halogenated Derivatives Of Methane, Ethane Or Propan	10		10	
Total Nusa Tenggara Timur			**79.005.613**	**79.827.740**	**44.172.561**	**42.426.353**

https://www.bps.go.id

Tabel 2. Ekspor Provinsi Asal Barang Dirinci Menurut Kode HS6 Digit, 2020—2021

Provinsi Asal	Kode HS 6	Deskripsi HS 6 Digit	Berat Bersih (Kg)		Nilai FOB (US$)	
			2020	2021	2020	2021
(1)	(2)	(3)	(4)	(5)	(6)	(7)
Kalimantan Barat						
	010614	Mammals; Live, Rabbits And Hares	168		4.965	
	010620	Reptiles; Live (including Snakes And Turtles)	3	25	280	2.019
	010690	Animals; Live, N.e.c. In Chapter 01, Other Than Mammals, Reptiles, Birds And Insects		3		60
	030111	Fish; Live, Ornamental, Freshwater	53.352	49.840	7.708.915	6.682.945
	030119	Fish; Live, Ornamental, Other Than Freshwater	94	1.133	5.759	66.435
	030199	Fish; Live, N.e.c. In Heading 0301	308	14	2.491	279
	030249	Fish; Fresh Or Chilled, N.e.c. In Item No. 0302.4, Excluding Fillets, Fish Meat C	15.750		22.508	
	030282	Fish; Fresh Or Chilled, Rays And Skates (rajidae), Excluding Fillets, Fish Meat C	5.325		6.093	
	030289	Fish; Fresh Or Chilled, N.e.c. In Heading 0302, Excluding Fillets, Fish Meat Of (	74.925		115.764	
	030359	Fish; Frozen, N.e.c. In Item No. 0303.5, Excluding Fillets, Fish Meat Of 0304, A	33.150		65.345	
	030554	Dried Herrings, Anchovies, Sardines, Sardinella, Brisling Or Sprats, Mackerel (	9.771		38.873	
	030616	Crustaceans; Frozen, Cold-water Shrimps And Prawns (pandalus Spp., Crangc	10.320		53.829	
	030617	Crustaceans; Frozen, Shrimps And Prawns, Excluding Cold-water Varieties, In	111.547	390.457	604.438	2.423.728
	030632	Crustaceans; Live, Fresh Or Chilled, Lobsters (homarus Spp.), Whether In Shell Or Not		44		1.400
	030633	Crustaceans; Live, Fresh Or Chilled, Crabs, Whether In Shell Or Not	1.620	220	2.131	8.384
	030636	Crustaceans; Live, Fresh Or Chilled, Shrimps And Prawns Excluding Cold-wate	175.976	253	327.906	8.075
	030742	Molluscs; Cuttle Fish And Squid, Whether In Shell Or Not, Live, Fresh Or Chille	300		405	
	030743	Molluscs; Cuttle Fish And Squid, Whether In Shell Or Not, Includes Flours, Me	1.791	22.275	2.195	120.933
	030752	Molluscs; Octopus (octopus Spp.), Frozen	78.470	57.100	293.705	232.204
	030760	Molluscs; Snails, Other Than Sea Snails, Whether In Shell Or Not, Live, Fresh,	11	889	198	28.846
	030771	Molluscs; Clams, Cockles And Ark Shells (families Arcidae, Arcticidae, Cardiida	780		787	
	030799	Molluscs; N.e.c. In Heading 0307, Whether In Shell Or Not, Includes Flours, M	1.524	2.370	9.144	42.318
	030830	Aquatic Invertebrates; Jellyfish (rhopilema Spp.), Live, Fresh, Chilled, Frozen,	325.005	22.050	653.418	22.050
	030890	Aquatic Invertebrates; Other Than Crustaceans, Molluscs, Sea Urchins, Sea C	435	55	3.163	320
	040120	Dairy Produce; Milk And Cream, Not Concentrated, Not Containing Added Su	1.554		4.684	
	040140	Dairy Produce; Milk And Cream, Not Concentrated, Not Containing Added Su	34		58	
	040299	Dairy Produce; Milk And Cream, Containing Added Sugar Or Other Sweetenin	3		4	
	040390	Dairy Produce; Buttermilk, Curdled Milk Or Cream, Kephir, Fermented Or Aci	3.793	3.019	6.279	5.087
	040510	Dairy Produce; Derived From Milk, Butter	1.134		1.040	
	040630	Dairy Produce; Cheese, Processed (not Grated Or Powdered)	28	192	93	277
	040690	Dairy Produce; Cheese (not Grated, Powdered Or Processed), N.e.c. In Headi	1.080		1.692	
	040900	Honey; Natural	25		73	
	051191	Animal Products; Of Fish Or Crustaceans, Molluscs Or Other Aquatic Invertebrates; Dead Anim		110		432
	060120	Plants, Live; Bulbs, Tubers, Tuberous Roots, Corms, Crowns And Rhizomes, In Growth Or In Flo		56		4.780
	060210	Plants, Live; Unrooted Cuttings And Slips	2.806	90	1.403	6.385
	060290	Plants, Live; N.e.c. In Heading No. 0602		6.440		106.333
	060314	Flowers, Cut; Chrysanthemums, Flowers And Buds Of A Kind Suitable For Bouquets Or Orname		1		6
	070200	Vegetables; Tomatoes, Fresh Or Chilled	10.140	500	7.473	365
	070310	Vegetables, Alliaceous; Onions And Shallots, Fresh Or Chilled	12.000		13.582	
	070690	Vegetables, Root; Salad Beetroot, Salsify, Celeric, Radishes And Similar Edible Roots, Fresh Or C		350		122
	070700	Vegetables; Cucumbers And Gherkins, Fresh Or Chilled	2.843		1.060	
	070820	Vegetables, Leguminous; Beans (vigna Spp., Phaseolus Spp.), Shelled Or Unsh	1.645		2.167	
	070890	Vegetables, Leguminous; (other Than Peas And Beans), Shelled Or Unshelled,	112.988	940	135.130	1.718
	070930	Vegetables; Aubergines, (e.g. Plants), Fresh Or Chilled	4.160	100	2.461	47
	070993	Vegetables; Pumpkins, Squash And Gourds (cucurbita Spp.), Fresh Or Chilled	6.700		2.902	
	070999	Vegetables; Edible, N.e.c. In Chapter 07, Fresh Or Chilled	31.834		20.087	
	071029	Vegetables, Leguminous; (other Than Peas Or Beans), Shelled Or Unshelled, U	7.290		9.047	
	071040	Vegetables; Sweetcorn, Uncooked Or Cooked By Steaming Or Boiling In Wate	620		235	
	071090	Vegetable Mixtures; Uncooked Or Cooked By Steaming Or Boiling In Water, Frozen		50		61
	071190	Vegetables And Mixed Vegetables; N.e.c. In Heading No. 0711, Provisionally I	1.620		2.344	
	071231	Vegetables; Mushrooms Of The Genus Agaricus, Whole, Cut, Sliced, Broken C	330	1.623	2.640	12.984
	071239	Vegetables; Mushrooms, Other Than The Genus Agaricus And Truffles, Whole, Cut, Sliced, Brol		5.456		36.518
	071331	Vegetables, Leguminous; Beans Of The Species Vigna Mungo (l.) Hepper Or V	50		26	
	071333	Vegetables, Leguminous; Kidney Beans, Including White Pea Beans (phaseolu	630	450	571	547
	071420	Vegetable Roots And Tubers; Sweet Potatoes, With High Starch Or Inulin Con	24.991	1.200	10.746	584
	071430	Vegetable Roots And Tubers; Yams (dioscorea Spp.) With High Starch Or Inuli	3.000		2.147	

https://www.bps.go.id

Tabel 2. Ekspor Provinsi Asal Barang Dirinci Menurut Kode HS6 Digit, 2020—2021

Provinsi Asal	Kode HS 6	Deskripsi HS 6 Digit	Berat Bersih (Kg)		Nilai FOB (US$)	
			2020	2021	2020	2021
(1)	(2)	(3)	(4)	(5)	(6)	(7)
Kalimantan Barat						
	071440	Vegetable Roots And Tubers; Taro (colocasia Spp.) With High Starch Or Inulin	3.806	594	2.168	2.009
	071490	Vegetable Roots And Tubers; Arrowroot, Salep, Jerusalem Artichokes And Sin	4.490		1.502	
	080111	Nuts, Edible; Coconuts, Desiccated	6.702.395	7.008.220	12.079.525	13.025.055
	080112	Nuts, Edible; Coconuts, In The Inner Shell (endocarp)	121.998.033	194.018.186	27.538.775	43.937.498
	080119	Nuts, Edible; Coconuts, Fresh Or Dried, Other Than Desiccated Or In The Inne	52.130.258	26.132.680	9.325.321	6.787.886
	080280	Nuts, Edible; Areca Nuts, Fresh Or Dried, Whether Or Not Shelled Or Peeled	3.670.955	4.724.046	2.145.593	4.840.996
	080310	Fruit, Edible; Plantains, Fresh Or Dried	164.430		38.710	
	080390	Fruit, Edible; Bananas, Other Than Plantains, Fresh Or Dried	66.019	14.500	15.455	3.543
	080430	Fruit, Edible; Pineapples, Fresh Or Dried	6.300	20	2.300	8
	080440	Fruit, Edible; Avocados, Fresh Or Dried	15		10	
	080450	Fruit, Edible; Guavas, Mangoes And Mangosteens, Fresh Or Dried	15.190		12.922	
	080510	Fruit, Edible; Oranges, Fresh Or Dried	60.112	740	36.745	439
	080529	Fruit, Edible; Tangelos, Wilkings And Similar Citrus Hybrid, Fresh Or Dried	4.005		1.976	
	080550	Fruit, Edible; Lemons (citrus Limon, Citrus Limonum), Limes (citrus Aurantifoli	35		33	
	080590	Fruit, Edible; Citrus Fruit N.e.c. In Heading No. 0805, Fresh Or Dried	500		301	
	080711	Fruit, Edible; Watermelons, Fresh	156.457	5.100	45.655	363
	080719	Fruit, Edible; Melons, Other Than Watermelons, Fresh	1.000		730	
	081060	Fruit, Edible; Durians, Fresh	2.320		903	
	081090	Fruit, Edible; Fruits N.e.c. In Heading No. 0801 To 0810, Fresh	230.632	2.170	139.411	1.533
	081340	Fruit, Edible; Fruit N.e.c. In Heading No. 0812, Dried	2.700		2.700	
	090210	Tea, Green; (not Fermented), In Immediate Packings Of A Content Not Excee	21.071		21.672	
	090220	Tea, Green; (not Fermented), In Immediate Packings Of A Content Exceeding	87		266	
	090230	Tea, Black; (fermented) And Partly Fermented Tea, In Immediate Packings Of	4.595	1.332	31.796	9.488
	090411	Spices; Pepper (of The Genus Piper), Neither Crushed Nor Ground	3.417.165	716.300	3.731.700	1.642.514
	090412	Spices; Pepper (of The Genus Piper), Crushed Or Ground	64.150	54.875	134.049	91.261
	090510	Spices; Vanilla, Neither Crushed Nor Ground	2		100	
	090710	Spices; Cloves (whole Fruit, Cloves And Stems), Neither Crushed Nor Ground	35.950		75.316	
	090821	Spices; Mace, Neither Crushed Nor Ground	210		330	
	090831	Spices; Cardamoms, Neither Crushed Nor Ground	1.975		30.580	
	090962	Spices; Seeds Of Anise, Badian, Caraway Or Fennel; Juniper Berries, Crushed	10		464	
	091011	Spices; Ginger, Neither Crushed Nor Ground	6.237	50	7.523	52
	091030	Spices; Turmeric (curcuma)	420		533	
	100630	Cereals; Rice, Semi-milled Or Wholly Milled, Whether Or Not Polished Or Gla	260		172	
	110290	Cereal Flours; Other Than Wheat, Meslin, And Maize (corn)	200		132	
	110320	Cereal Pellets	180		515	
	110620	Flour, Meal And Powder; Of Sago Or Of Roots Or Tubers Of Heading No. 0714	287.100	40	105.343	148
	120241	Ground-nuts; Other Than Seed, Not Roasted Or Otherwise Cooked, In Shell	2.520		1.397	
	120300	Copra	34.460		27.740	
	120991	Seeds; Vegetable Seeds, Of A Kind Used For Sowing	860		942	
	120999	Seeds; N.e.c. In Heading 1209, Of A Kind Used For Sowing	43		900	
	121190	Plants And Parts (including Seeds And Fruits) N.e.c. In Heading No. 1211, Of A	570.111	3.476.096	1.382.241	5.815.782
	130190	Natural Gums, Resins, Gum-resins And Oleoresins, N.e.c. In Heading No. 1301	3.840.280	7.115.181	1.405.658	3.936.380
	130219	Vegetable Saps And Extracts; N.e.c. In Item No. 1302.1	2		18	
	140490	Vegetable Products; N.e.c. In Chapter 14	13.600	28.107.400	15.170	2.804.904
	151110	Vegetable Oils; Palm Oil And Its Fractions, Crude, Not Chemically Modified	85.827.500		59.978.571	
	151190	Vegetable Oils; Palm Oil And Its Fractions, Other Than Crude, Whether Or No	119.794.366	550.670.526	87.321.581	550.332.960
	151311	Vegetable Oils; Coconut (copra) Oil And Its Fractions, Crude, Not Chemically M	1.501.764	1.782.030	1.330.381	2.515.316
	151319	Vegetable Oils; Coconut (copra) Oil And Its Fractions, Other Than Crude, Whe	87.876	123.170	511.001	282.856
	151321	Vegetable Oils; Palm Kernel Or Babassu Oil And Their Fractions, Crude, Not C	5.203.047	6.001.763	4.882.070	8.647.356
	151329	Vegetable Oils; Palm Kernel Or Babassu Oil And Their Fractions, Other Than Crude, Whether O		18.000.016		23.660.684
	151590	Vegetable Fats And Oils And Their Fractions; Fixed, N.e.c. In Heading No. 151	14.610	17.539	63.942	77.908
	151620	Vegetable Fats And Oils And Their Fractions; Partly Or Wholly Hydrogenated,	200	1.114.000	106	1.706.231
	151790	Edible Mixtures Or Preparations Of Animal Or Vegetable Fats Or Oils Or Of Fractions Of Differe		190		2.090
	151800	Animal Or Vegetable Fats And Oils And Their Fractions; Oxidised, Boiled Or O	9	160.000	44	146.463
	152200	Degras; Residues Resulting From The Treatment Of Fatty Substances Or Anim	1.478.570		755.975	
	160100	Meat Preparations; Sausages And Similar Products, Of Meat, Meat Offal Or B	800		3.233	

https://www.bps.go.id

Tabel 2. Ekspor Provinsi Asal Barang Dirinci Menurut Kode HS6 Digit, 2020—2021

Provinsi Asal	Kode HS 6	Deskripsi HS 6 Digit	Berat Bersih (Kg)		Nilai FOB (US$)	
			2020	2021	2020	2021
(1)	(2)	(3)	(4)	(5)	(6)	(7)
Kalimantan Barat						
	160250	Meat Preparations; Of Bovine Animals, Meat Or Meat Offal, Prepared Or Pres	1.601		7.769	
	160555	Mollusc Preparations; Octopus, Prepared Or Preserved	9.100	9.070	69.700	84.120
	160557	Mollusc Preparations; Abalone, Prepared Or Preserved	150.050	84.002	3.145.982	1.962.351
	170199	Sugars; Sucrose, Chemically Pure, In Solid Form, Not Containing Added Flavou	915		1.702	
	170290	Sugars; N.e.c. In Heading No. 1702, Including Invert Sugar And Other Sugar A	358.027	335.581	217.444	229.166
	170410	Sugar Confectionery; Chewing Gum, Whether Or Not Sugar-coated, Not Cont	113		385	
	170490	Sugar Confectionery; (excluding Chewing Gum, Including White Chocolate), N	15.584	7.988	38.602	22.172
	180100	Cocoa Beans; Whole Or Broken, Raw Or Roasted	233		10.105	
	180620	Chocolate & Other Food Preparations Containing Cocoa; In Blocks, Slabs Or B	1.068		2.014	
	180690	Chocolate And Other Food Preparations Containing Cocoa; N.e.c. In Chapter	81		1.606	
	190190	Food Preparations; Of Flour, Meal, Starch, Malt Extract Or Milk Products, For	13.318	393	17.159	645
	190219	Food Preparations; Pasta, Uncooked (excluding That Containing Eggs), Not St	207		310	
	190220	Food Preparations; Pasta, Stuffed (with Meat Or Other Substances), Whether	18		27	
	190230	Food Preparations; Pasta (excluding Stuffed), Cooked Or Otherwise Prepared	4.613		10.902	
	190300	Food Preparations; Tapioca And Substitutes Thereof, Prepared From Starch In The Form Of Fla		666.050		243.139
	190410	Food Preparations; Obtained By The Swelling Or Roasting Of Cereals Or Cerea	2.075		1.356	
	190490	Food Preparations; Cereal Or Cereal Products (excluding Maize), In Grain Form	20		29	
	190510	Food Preparations; Crispbread, Whether Or Not Containing Cocoa	430		931	
	190531	Food Preparations; Sweet Biscuits, Whether Or Not Containing Cocoa	42.845	4.169	96.010	11.487
	190532	Food Preparations; Waffles And Wafers, Whether Or Not Containing Cocoa	10.795	10.845	25.555	29.692
	190590	Food Preparations; Bakers' Wares N.e.c. In Heading No. 1605, Whether Or No	2.849	781	13.475	2.517
	200190	Vegetable Preparations; Vegetables, Fruit, Nuts And Other Edible Parts Of Pla	10.550		9.052	
	200210	Vegetable Preparations; Tomatoes, Whole Or In Pieces, Prepared Or Preserve	550		251	
	200791	Jams, Jellies, Marmalades, Purees And Pastes; Of Citrus Fruit, Being Cooked P	49.220	1.500	30.151	142
	200799	Jams, Fruit Jellies, Marmalades, Purees And Pastes; Of Fruit Or Nuts N.e.c. In	280.153	459.087	1.366.443	2.253.847
	200811	Nuts; Ground-nuts, Whether Or Not Containing Added Sugar, Other Sweeten	1.111		4.293	
	200819	Nuts And Other Seeds; Whether Or Not Containing Added Sugar, Other Swee	231		678	
	200830	Fruit; Citrus, Prepared Or Preserved In Ways N.e.c. In Heading No. 2007, Whe	220		384	
	200897	Fruit, Nuts And Other Edible Parts Of Plants; Mixtures (other Than Those Of S	164		150	
	200899	Fruit, Nuts And Other Edible Parts Of Plants; Prepared Or Preserved, Whethe	35	11.808	57	12.367
	200989	Juice; Of Any Single Fruit Or Vegetable N.e.c. In Heading No. 2009, Unfermen	41.790	65.407	20.546	34.283
	210111	Extracts, Essences And Concentrates; Of Coffee, And Preparations With A Bas	3		45	
	210120	Extracts, Essences And Concentrates; Of Tea Or Mate, And Preparations With	13.000		13.000	
	210130	Chicory, Roasted And Other Roasted Coffee Substitutes; Extracts, Essences A	3		30	
	210310	Sauces; Soya	46.319	12.275	107.048	30.245
	210330	Mustard Flour And Meal And Prepared Mustard	410		973	
	210390	Sauces And Preparations Therefor; Mixed Condiments And Mixed Seasonings	50.663	15.258	119.718	35.843
	210410	Soups And Broths And Preparations Therefor	1	24	9	34
	210690	Food Preparations; N.e.c. In Item No. 2106.10	3.453.128	5.843.614	3.452.982	6.767.718
	220190	Waters; Other Than Mineral And Aerated, (not Containing Added Sugar Or O	24.990		11.995	
	220210	Waters; Including Mineral And Aerated, Containing Added Sugar Or Other Sw	61.361	123.016	42.181	74.607
	220299	Non-alcoholic Beverages; Other Than Non-alcoholic Beer, N.e.c. In Item No. 2	76.848	6.719	93.358	15.463
	230210	Bran, Sharps And Other Residues; Of Maize (corn), Whether Or Not In The Fo	1.500		184	
	230610	Oil-cake And Other Solid Residues; Whether Or Not Ground Or In The Form C	330.700		80.570	
	230650	Oil-cake And Other Solid Residues; Whether Or Not Ground Or In The Form C	99.579	16.000	32.943	662
	230660	Oil-cake And Other Solid Residues; Whether Or Not Ground Or In The Form C	194.727.804	233.636.234	31.433.172	47.325.905
	230690	Oil-cake And Other Solid Residues; Whether Or Not Ground Or In The Form C	329.935	65.720	136.674	48.220
	230800	Vegetable Materials And Vegetable Waste, Vegetable Residues And By-produ	165		1.411	
	240220	Cigarettes; Containing Tobacco	23.268	71.836	426.582	1.074.013
	250100	Salt (including Table Salt And Denatured Salt); Pure Sodium Chloride Whethe	110		222	
	253090	Mineral Substances; N.e.c. In Chapter 25	339.000	19.000	521.687	47.075
	260600	Aluminium Ores And Concentrates	17.120.859.663	18.625.981.446	508.034.508	598.005.664
	261400	Titanium Ores And Concentrates		3.822.000		851.413
	261510	Zirconium Ores And Concentrates	8.293.000	5.943.010	8.681.872	8.419.272
	280800	Nitric Acid; Sulphonitric Acids	500		241	
	281820	Aluminium Oxide; Other Than Artificial Corundum	907.803.735	1.057.654.767	258.880.730	349.150.170

https://www.bps.go.id

Tabel 2. Ekspor Provinsi Asal Barang Dirinci Menurut Kode HS6 Digit, 2020—2021

Provinsi Asal	Kode HS 6	Deskripsi HS 6 Digit	Berat Bersih (Kg)		Nilai FOB (US$)	
			2020	2021	2020	2021
(1)	(2)	(3)	(4)	(5)	(6)	(7)
Kalimantan Barat						
	281830	Aluminium Hydroxide	51.973.948	70.490.060	11.951.152	15.297.724
	282300	Titanium Oxides		96.000		60.306
	300212	Blood, Human Or Animal, Antisera, Other Blood Fractions And Immunologica	2		20	
	300310	Medicaments; Containing Penicillins, Streptomycins Or Their Derivatives, For	23		756	
	300420	Medicaments; Containing Antibiotics (other Than Penicillins, Streptomycins C	9		576	
	300450	Medicaments; Containing Vitamins Or Their Derivatives, For Therapeutic Or F	28	42	447	1.403
	300490	Medicaments; Consisting Of Mixed Or Unmixed Products N.e.c. In Heading N	2.341	4.130	67.107	53.929
	300510	Dressings, Adhesive; And Other Articles Having An Adhesive Layer, Packed Fo	1		28	
	300590	Wadding, Gauze, Bandages And Similar Articles; (excluding Adhesive Dressing	219		2.388	
	320300	Colouring Matter Of Vegetable Or Animal Origin, Including Dyeing Extracts N	1.551		9.475	
	320412	Dyes; Acid, Whether Or Not Premetallised And Preparations Based Thereon,	57		250	
	320820	Paints And Varnishes; Based On Acrylic Or Vinyl Polymers, Dispersed Or Dissolved In A Non-aq		300		4.873
	330129	Oils, Essential; N.e.c. In Heading No. 3301 (terpeneless Or Not), Including Cor	10		26	
	330300	Perfumes And Toilet Waters	8.036	2.471	45.182	23.544
	330491	Cosmetic And Toilet Preparations; Powders, Whether Or Not Compressed (ex	2.000	317	10.398	1.625
	330499	Cosmetic And Toilet Preparations; N.e.c. In Heading No. 3304, For The Care C	7.277	3.074	23.820	12.897
	330510	Hair Preparations; Shampoos	4.346	1.081	22.844	6.151
	330590	Hair Preparations; N.e.c. In Heading No. 3305	1.207	971	18.098	13.168
	330610	Oral Or Dental Hygiene Preparations; Dentifrices	16.898	1.347	57.893	4.924
	330690	Oral Or Dental Hygiene Preparations; Other Than Dentifrices	100		512	
	330720	Perfumery, Cosmetic Or Toilet Preparations; Personal Deodorants And Antipe	5.640	956	47.512	14.820
	330749	Perfumes And Deodorizers; Perfuming Or Deodorizing Preparations For Room	720		2.809	
	340111	Soap And Organic Surface-active Products; In The Form Of Bars, Cakes, Moul	24.480	6.989	52.968	15.363
	340120	Soap; In Forms N.e.c. In Item No. 3401.11	827		2.416	
	340130	Organic Surface-active Products And Preparations For Washing The Skin, In T	2.413	1.224	19.148	17.490
	340290	Washing And Cleaning Preparations; Surface-active, Whether Or Not Contain	38		319	
	340399	Lubricating Preparations; Other Than For The Treatment Of Textile And Simil	516		4.688	
	380861	Insecticides And The Like; Containing Goods Specified In Subheading Note 2 T	22		233	
	380891	Insecticides; Other Than Containing Goods Specified In Subheading Notes 1 &	654		1.718	
	382319	Industrial Monocarboxylic Fatty Acids; Acid Oils From Refining; (other Than S	5.823.280	29.274.377	4.734.016	24.471.966
	382499	Chemical Products, Mixtures And Preparations; N.e.c. Heading 3824	562.000	514.000	77.390	69.486
	382569	Residual Products Of The Chemical Or Allied Industries, Not Elsewhere Specified Or Included; (		2.200.000		8.800
	390410	Vinyl Chloride, Other Halogenated Olefin Polymers; Poly(vinyl Chloride), Not Mixed With Any C		87		2.042
	391590	Plastics N.e.c. In Heading No. 3915; Waste, Parings And Scrap	101		186	
	391729	Plastics; Tubes, Pipes And Hoses Thereof, Rigid, Of Plastics N.e.c. In Heading No. 3917		600		744
	391810	Floor, Wall Or Ceiling Coverings; Of Polymers Of Vinyl Chloride, Whether Or N	86		369	
	391910	Plastics; Plates, Sheets, Film, Foil, Tape, Strip, Other Flat Shapes Thereof, Self	473		1.695	
	392321	Ethylene Polymers; Sacks And Bags (including Cones), For The Conveyance O	16	162	443	2.490
	392330	Plastics; Carboys, Bottles, Flasks And Similar Articles, For The Conveyance Or	20		50	
	392350	Plastics; Stoppers, Lids, Caps And Other Closures, For The Conveyance Or Pac	135		293	
	392390	Plastics; Articles For The Conveyance Or Packing Of Goods N.e.c. In Heading No. 3923		700		2.656
	392410	Plastics; Tableware And Kitchenware	3.021		22.240	
	392590	Plastics; Builders' Ware, N.e.c. Or Included In Heading No. 3925	27		711	
	392620	Plastics; Articles Of Apparel And Clothing Accessories (including Gloves, Mitte	2	137	36	383
	392630	Plastics; Fittings For Furniture, Coachwork Or The Like	500	0	241	38
	392690	Plastics; Other Articles N.e.c. In Chapter 39	516	141	4.961	1.393
	400122	Rubber; Technically Specified Natural Rubber (tsnr), In Primary Forms Or In P	174.804.420	179.390.960	228.584.561	307.415.203
	400219	Rubber; Synthetic, Styrene-butadiene Rubber (sbr) And Carboxylated Styrene-butadiene Rubb		18.600		34.038
	400280	Rubber; Mixtures Of Natural And Synthetic Rubbers Of Heading No. 4001 An	19.031.040		24.353.795	
	401120	Rubber; New Pneumatic Tyres, Of A Kind Used On Buses Or Lorries	15		82	
	401140	Rubber; New Pneumatic Tyres, Of A Kind Used On Motorcycles	4		33	
	401212	Retreaded Tyres; Of A Kind Used On Motor Buses Or Lorries		92		1.605
	401519	Rubber; Vulcanised (other Than Hard Rubber), Gloves, Mittens And Mitts Oth	1		26	
	401610	Rubber; Vulcanised (other Than Hard Rubber), Moulded Rubber Mats And M	40		469	
	420222	Cases And Containers; Handbags (whether Or Not With Shoulder Strap And I	85	84	752	577
	420229	Cases And Containers; Handbags (whether Or Not With Shoulder Strap And I	40	16	146	71
	420310	Apparel; Articles Of Apparel, Of Leather Or Of Composition Leather	2.899		18.625	
	430400	Fur, Artificial; Articles Thereof		12		94

www.bps.go.id

Tabel 2. Ekspor Provinsi Asal Barang Dirinci Menurut Kode HS6 Digit, 2020—2021

Provinsi Asal	Kode HS 6	Deskripsi HS 6 Digit	Berat Bersih (Kg)		Nilai FOB (US$)	
			2020	2021	2020	2021
(1)	(2)	(3)	(4)	(5)	(6)	(7)
Kalimantan Barat						
	440290	Wood; Charcoal Of Wood Other Than Bamboo (including Shell Or Nut Charco	15.281.504	11.098.614	14.632.828	9.789.480
	440349	Wood, Tropical; Other Than Dark Red Meranti, Light Red Meranti And Meranti Bakau, In The R		70		1.400
	440721	Wood, Tropical; As Specified In Subheading Note 2 To This Chapter, Mahogar	38.236	11.586	15.891	10.336
	440725	Wood, Tropical; Dark Red Meranti, Light Red Meranti And Meranti Bakau, Sa	11.500	62.354	13.064	63.278
	440729	Wood, Tropical, N.e.c. In Item No. 4407.2, Sawn Or Chipped Lengthwise, Slice	2.512.687	1.722.765	1.290.829	953.929
	440831	Wood, Tropical; As Specified In Subheading Note 2 To This Chapter, Dark Red	351.461	1	347.063	4
	440839	Wood, Of Tropical Wood; As In Subheading Note 2 To This Chapter, N.e.c. In	9.796	186.294	3.265	78.746
	440922	Wood; Tropical (including Unassembled Strips And Friezes For Parquet Floori	3.252.259	3.908.590	3.597.408	5.041.470
	440929	Wood; Non-coniferous, Other Than Bamboo Or Tropical Wood, (including Un	496.651	499.277	540.788	465.389
	441231	Plywood; Consisting Only Of Sheets Of Wood (not Bamboo), Each Ply 6mm O	92.518.771	112.930.236	84.308.112	139.238.454
	441234	Plywood; Consisting Only Of Sheets Of Wood (not Bamboo), Each Ply 6mm O	131.797	23.096	108.940	28.022
	441299	Plywood, Veneered Panels And Similar Laminated Wood (other Than Blockbo	1.499.212	2.307.665	1.374.870	2.618.907
	442090	Wood; Marquetry And Inlaid Wood, Caskets And Cases For Jewellery Or Cutle	238		2.006	
	442191	Wood; Of Bamboo, Articles N.e.c. In Heading No. 4414 To 4420 (excluding Cl	14		120	
	460122	Plaiting Materials, Plaits And Similar Products Of Plaiting Materials; Mats, Ma	2.700	1.950	9.066	6.630
	460129	Plaiting Materials, Plaits And Similar Products Of Plaiting Materials; Mats, Ma	8		33	
	460193	Plaiting Materials, Plaits And Similar Products Of Plaiting Materials; (not Mats	68		58	
	460211	Basketwork, Wickerwork And Other Articles; Of Bamboo, Made Directly To Sh	42	70	277	244
	460212	Basketwork, Wickerwork And Other Articles; Of Rattan, Made Directly To Sha	326	78	365	390
	460219	Basketwork, Wickerwork And Other Articles; Of Vegetable Materials (not Bamboo Or Rattan), I		21		60
	460290	Basketwork, Wickerwork And Other Articles; Of Non-vegetable Materials, Ma	2		33	
	480300	Tissue, Towel, Napkin Stock Or Similar; For Household Or Sanitary Use, Cellul	26		156	
	481910	Paper And Paperboard; Cartons, Boxes And Cases, Of Corrugated Paper Or Pa	11.250		6.000	
	490199	Printed Matter; Books, Brochures, Leaflets And Similar Printed Matter N.e.c. In Item No. 4901.		58		87
	490700	Unused Postage, Revenue Or Similar Stamps Of Current Or New Issue In The	1		1	
	500100	Silk; Silk-worm Cocoons Suitable For Reeling	44		177	
	520100	Cotton; Not Carded Or Combed	450		443	
	520300	Cotton; Carded Or Combed	227		2.034	
	520829	Fabrics, Woven; Containing 85% Or More By Weight Of Cotton, Bleached, Of	60		235	
	520959	Fabrics, Woven; Containing 85% Or More By Weight Of Cotton, Printed, Of W	395		2.000	
	521143	Fabrics, Woven; Containing Less Than 85% By Weight Of Cotton, Mixed Main	220		1.044	
	530500	Coconut, Abaca (manila Hemp Or Musa Textilis Nee), Ramie And Other Veget	1.559.555	1.801.742	258.954	178.617
	531100	Fabrics, Woven; Of Vegetable Textile Fibres N.e.c. In Heading No. 5309 And 5	22		45	
	560490	Yarn; Textile Yarn, Strip, And The Like Of Heading No. 5404 Or 5405, Impregnated, Coated, Cov		12		260
	570242	Carpets And Other Textile Floor Coverings; Woven, (not Tufted Or Flocked), C	10		52	
	570500	Carpets And Other Textile Floor Coverings; N.e.c. In Chapter 57, Whether Or	5		23	
	580190	Fabrics; Woven Pile And Chenille, Of Textile Materials N.e.c. In Heading No. 5	73		353	
	590190	Textile Fabrics; Coated With Gum Or Amylaceous Substances, Tracing Cloth, I	15.624		35.322	
	610339	Jackets And Blazers; Men's Or Boys', Of Textile Materials (other Than Wool O	200		511	
	610413	Suits; Women's Or Girls', Of Synthetic Fibres, Knitted Or Crocheted		20		365
	610442	Dresses; Women's Or Girls', Of Cotton, Knitted Or Crocheted	84		990	
	610462	Trousers, Bib And Brace Overalls, Breeches And Shorts; Women's Or Girls', Of	1.359		23.122	
	610610	Blouses, Shirts And Shirt-blouses; Women's Or Girls', Of Cotton, Knitted Or Cr	356		6.528	
	610831	Nightdresses And Pyjamas; Women's Or Girls', Of Cotton, Knitted Or Crochet	621		7.150	
	610910	T-shirts, Singlets And Other Vests; Of Cotton, Knitted Or Crocheted	1.635		20.049	
	610990	T-shirts, Singlets And Other Vests; Of Textile Materials (other Than Cotton), K	31		300	
	611020	Jerseys, Pullovers, Cardigans, Waistcoats And Similar Articles; Of Cotton, Knitted Or Crocheted		50		730
	611490	Garments; Of Textile Materials (other Than Cotton Or Man-made Fibres), Kni	6		25	
	611530	Hosiery; Women's, Full-length Or Knee-length (other Than Graduated Compression Hosiery), M		15		102
	620520	Shirts; Men's Or Boys', Of Cotton (not Knitted Or Crocheted)	5.040		23.229	
	620721	Nightshirts And Pyjamas; Men's Or Boys', Of Cotton (not Knitted Or Crochete	2.458	1.210	15.262	5.079
	620920	Garments And Clothing Accessories; Babies', Of Cotton (not Knitted Or Croch	2.172		17.995	
	620930	Garments And Clothing Accessories; Babies', Of Synthetic Fibres (not Knitted	540	6.800	4.205	32.736
	621010	Garments; Of Felt Or Non-wovens (not Knitted Or Crocheted)	13	741	391	5.301
	621133	Track Suits And Other Garments N.e.c.; Men's Or Boys', Of Man-made Fibres (not Knitted Or Cr		15		296
	621139	Track Suits And Other Garments N.e.c.; Men's Or Boys', Of Textile Materials N	484	45	2.772	690
	621142	Track Suits And Other Garments N.e.c.; Women's Or Girls', Of Cotton (not Kni	1.031	100	6.104	536
	621143	Track Suits And Other Garments N.e.c.; Women's Or Girls', Of Man-made Fibres (not Knitted O		144		997
	621149	Track Suits And Other Garments N.e.c.; Women's Or Girls', Of Textile Materials N.e.c. In Item N		10		138
	621230	Corselettes; Whether Or Not Knitted Or Crocheted	300		1.659	

https://www.bps.go.id

Tabel 2. Ekspor Provinsi Asal Barang Dirinci Menurut Kode HS6 Digit, 2020—2021

Provinsi Asal	Kode HS 6	Deskripsi HS 6 Digit	Berat Bersih (Kg)		Nilai FOB (US$)	
			2020	2021	2020	2021
(1)	(2)	(3)	(4)	(5)	(6)	(7)
Kalimantan Barat						
	621490	Shawls, Scarves, Mufflers, Mantillas, Veils And The Like; Of Textile Materials N.e.c. In Heading I		76		215
	621600	Gloves, Mittens And Mitts (not Knitted Or Crocheted)	183		519	
	621710	Clothing Accessories; Other Than Those Of Heading No. 6212 (not Knitted Or	1.980	550	19.018	3.455
	630239	Bed Linen; Of Textile Materials Other Than Cotton Or Man-made Fibres (not I	10		29	
	630260	Kitchen And Toilet Linen; Of Terry Towelling Or Similar Terry Fabrics, Of Cottc	8		80	
	630539	Sacks And Bags; Of A Kind Used For The Packing Of Goods, Of Man-made Tex	99.820	996.840	36.296	360.182
	630790	Textiles; Made Up Articles (including Dress Patterns), N.e.c. In Chapter 63, N.	4.822		14.495	
	640199	Footwear; Waterproof, N.e.c. In Heading No. 6401, Rubber Or Plastic Outer S	325		1.545	
	640411	Sports Footwear; Tennis Shoes, Basketball Shoes, Gym Shoes, Training Shoes And The Like, Wit		1		152
	640419	Footwear; (other Than Sportswear), With Outer Soles Of Rubber Or Plastics And Uppers Of Tex		87		895
	640510	Footwear; With Uppers Of Leather Or Composition Leather, N.e.c. In Chapter 64		2		150
	650400	Hats And Other Headgear; Plaited Or Made By Assembling Strips Of Any Mate	92		705	
	650610	Headgear; Safety, Whether Or Not Lined Or Trimmed	140	200	307	131
	650699	Headgear; (other Than Safety Headgear), (of Materials Other Than Rubber Or	8		40	
	680421	Millstones, Grindstones, Grinding Wheels And The Like; Of Agglomerated Synthetic Or Natural		1		120
	681599	Stone Articles And Articles Of Other Mineral Substances; N.e.c. Or Included Ir	687	28	992	42
	690990	Ceramic Wares; Pots, Jars And Similar Articles Of A Kind Used For The Convey	360		350	
	691200	Ceramic Tableware, Kitchenware, Other Household Articles And Toilet Article	1.356		3.426	
	701333	Glassware; Drinking Glasses (not Stemware), Of Lead Crystal	216		517	
	701810	Glass; Beads, Imitation Pearls, Imitation Precious Or Semi-precious Stones And Similar Glass Sn		240		2.032
	710691	Metals; Silver, Unwrought, (but Not Powder)	1.345		1.111.918	
	710812	Metals; Gold, Non-monetary, Unwrought (but Not Powder)	10.127		554.990.449	
	711311	Jewellery; Of Silver, Whether Or Not Plated Or Clad With Other Precious Met	1		408	
	711319	Jewellery; Of Precious Metal (excluding Silver) Whether Or Not Plated Or Clad With Precious M		1.213		67.671.901
	711790	Jewellery; Imitation, Of Other Than Base Metal, Whether Or Not Plated With Precious Metal		50		170
	730419	Iron Or Steel (excluding Cast Iron Or Stainless Steel); Seamless, Line Pipe Of A	2.750		50	
	731029	Tanks, Casks, Drums, Boxes And Similar Containers For Any Material (excludir	360.800		20.325	
	732393	Steel, Stainless; Table, Kitchen And Other Household Articles And Parts There	18		334	
	732399	Iron Or Steel; Table, Kitchen And Other Household Articles And Parts Thereof	60		132	
	732620	Iron Or Steel; Wire Articles	176		1.572	
	741121	Copper; Tubes And Pipes, Of Copper-zinc Base Alloys (brass)	30		299	
	761510	Aluminium; Table, Kitchen Or Other Household Articles And Parts Thereof; Pc	20		37	
	761520	Aluminium; Sanitary Ware And Parts Thereof	10		58	
	790700	Zinc; Articles N.e.c. In Chapter 79	12		15	
	810196	Tungsten (wolfram); Wire	30		66	
	820510	Tools, Hand; Drilling, Threading Or Tapping Tools		0		20
	820830	Tools; Knives And Cutting Blades, For Kitchen Appliances Or For Machines Us	31		161	
	820890	Tools; Knives And Cutting Blades, For Machines Or Mechanical Appliances, N.	7		4	
	821220	Razors; Safety Razor Blades, Including Razor Blade Blanks In Strips	17		275	
	821300	Scissors; Tailors' Shears, Similar Shears And Blades Therefore		7		232
	821410	Cutlery; Paper Knives, Letter Openers, Erasing Knives, Pencil Sharpeners And	50		151	
	821591	Cutlery; (e.g. Spoons, Forks, Ladles, Skimmers, Cake-servers, Fish-knives, Butter-knives, Sugar T		60		608
	830210	Hinges; Suitable For Furniture, Doors, Staircases, Windows, Blinds, Coachwork, Saddlery, Trunk		50		2.257
	830610	Bells, Gongs And The Like; Non-electric, Of Base Metal		25		61
	830629	Statuettes And Other Ornaments; Of Base Metal Other Than Plated With Pre	301		1.880	
	841319	Pumps; For Liquids, Fitted Or Designed To Be Fitted With A Measuring Device	20		104	
	841320	Pumps; Hand, Fitted Or Designed To Be Fitted With A Measuring Device, For Liquids, Other Tha		20		468
	841391	Pumps; Parts Thereof		23.276		8.398
	841459	Fans; N.e.c. In Item No. 8414.51	10		66	
	842121	Machinery; For Filtering Or Purifying Water	25		66	
	842199	Machinery; Parts For Filtering Or Purifying Liquids Or Gases		157		374
	842489	Mechanical Appliances; For Projecting, Dispersing Or Spraying Liquids Or Powders, For Other T		60		306
	842649	Cranes; Self-propelled Derricks And Cranes, Not On Tyres, N.e.c. In Heading N	114.700		372.502	
	843860	Machinery; Industrial, For The Preparation Of Fruits, Nuts Or Vegetables	200		467	
	846595	Machine-tools; For Working Wood, Cork, Bone, Hard Rubber, Hard Plastics Or Similar Hard Ma		3		609
	846719	Tools; For Working In The Hand, Pneumatic, Other Than Rotary Type		0		196
	847330	Machinery; Parts And Accessories (other Than Covers, Carrying Cases And Th	1		64	
	848190	Taps, Cocks, Valves And Similar Appliances; Parts Thereof	20		93	
	848280	Bearings; N.e.c. In Heading No. 8482, Including Combined Ball/roller		0		14
	848310	Transmission Shafts (including Cam Shafts And Crank Shafts) And Cranks		1		15

https://www.bps.go.id

Tabel 2. Ekspor Provinsi Asal Barang Dirinci Menurut Kode HS6 Digit, 2020—2021

Provinsi Asal	Kode HS 6	Deskripsi HS 6 Digit	Berat Bersih (Kg)		Nilai FOB (US$)	
			2020	2021	2020	2021
(1)	(2)	(3)	(4)	(5)	(6)	(7)
Kalimantan Barat						
	848320	Bearing Housings, Incorporating Ball Or Roller Bearings	3		86	
	850680	Cells And Batteries; Primary, (other Than Manganese Dioxide, Mercuric Oxide	1.282		9.560	
	851110	Ignition Or Starting Equipment; Spark Plugs, Of A Kind Used For Spark Or Compression-ignition		1.450		20.540
	851150	Ignition Or Starting Equipment; Generators N.e.c. In Heading No. 8511, Of A I	30		205	
	851660	Ovens, Cookers, Cooking Plates, Boiling Rings, Grillers And Roasters; Of A Kin	8		66	
	851672	Electro-thermic Appliances; Toasters, Of A Kind Used For Domestic Purposes	116		634	
	851821	Loudspeakers; Single, Mounted In Their Enclosures	2.570		34.044	
	851830	Headphones And Earphones, Whether Or Not Combined With A Microphone	1		132	
	851850	Amplifier Sets; Electric Sound	12		73	
	853610	Electrical Apparatus; Fuses, For A Voltage Not Exceeding 1000 Volts		0		30
	853810	Electrical Apparatus; Parts (e.g. Boards, Panels, Consoles, Desks, Cabinets, Other Bases), For G		0		2
	854411	Insulated Electric Conductors; Winding Wire, Of Copper	60		274	
	860900	Containers; (including Containers For Transport Of Fluids) Specially Designed	1.595.264	1.816.892	626.237	1.024.020
	870810	Vehicles; Bumpers And Parts Thereof, For The Vehicles Of Heading No. 8701 To 8705		1		213
	870829	Vehicles; Parts And Accessories, Of Bodies, Other Than Safety Seat Belts	201		1.340	
	870840	Vehicle Parts; Gear Boxes And Parts Thereof	426		3.989	
	870911	Vehicles; Electrical, Self-propelled, (not Fitted With Lifting Or Handling Equipr	339.600		90.714	
	871410	Motorcycles (including Mopeds); Parts And Accessories	243		1.127	
	890120	Tankers		1.425.000		50.000
	901780	Mathematical Instruments And Equipment; N.e.c. In Heading No. 9017		5		116
	902110	Orthopaedic Or Fracture Appliances		60		579
	920290	Musical Instruments; String, Played Other Than With A Bow (e.g. Guitars And Harps)		8		50
	940153	Seats; Of Rattan	5.773	1.933	11.119	5.309
	940159	Seats; Of Cane, Osier Or Similar Materials, Other Than Bamboo Or Rattan	40		88	
	940290	Furniture; For Medical, Surgical, Veterinary Use (e.g. Operating Tables, Exami	470		539	
	940350	Furniture; Wooden, For Bedroom Use	20		44	
	940383	Furniture; Of Rattan	789	362	1.337	1.144
	940389	Furniture; Of Cane, Osier, Or Similar Materials (other Than Bamboo Or Rattar	22.000	15.035	4.615	2.563
	940429	Mattresses; Of Other Materials, Not Cellular Rubber Or Plastics		1.160		706
	940490	Bedding And Similar Furnishing Articles; N.e.c. In Heading No. 9404 (e.g. Quil	131	1.740	780	965
	950300	Tricycles, Scooters, Pedal Cars And Similar Wheeled Toys; Dolls' Carriages; Dc	89		521	
	950430	Games; Operated By Coins, Banknotes, Bank Cards, Tokens Or By Other Mear	71		579	
	950440	Games; Playing Cards	96		1.185	
	950590	Festive, Carnival Or Other Entertainment Articles Including Novelty Jokes And Conjuring Tricks;		9		61
	950651	Lawn-tennis Racquets; Whether Or Not Strung		5		775
	950669	Balls; (other Than Inflatable Or For Lawn-tennis, Golf Or Table-tennis)		732		3.400
	950720	Fish-hooks; Whether Or Not Snelled		60		2.426
	960310	Brooms And Brushes; Consisting Of Twigs Or Other Vegetable Materials Boun	726.050	575.400	319.891	206.448
	960321	Brushes; Toothbrushes	1.015	501	4.566	2.660
	960390	Brooms, Brushes, Mops, Feather Dusters, Squeegees, Hand Operated Mecha	36		80	
	961511	Combs, Hair Slides And The Like; Of Hard Rubber Or Plastics	885		3.967	
	961590	Hairpins, Curling Pins, Curling Grips, Hair Curlers And The Like (not Those Of I	1.065		2.960	
	961700	Vacuum Flasks And Other Vacuum Vessels, Complete With Cases; Parts There	2		8	
	961900	Sanitary Towels (pads) And Tampons, Napkins And Napkin Liners For Babies A	8.019	2.057	38.420	8.128
	999910	Postal packages n.c.a.k	77.596	63.199	735.658	541.438
	041000	Animal Products; Edible, N.e.c. In This Or Other Chapters	414	3.250	370.353	3.091.915
	080290	Nuts, Edible; N.e.c. In Heading No. 0801 And 0802, Fresh Or Dried, Whether	125.680	396.000	211.204	849.459
	340220	Washing And Cleaning Preparations; Surface-active, Whether Or Not Contain	3.995		10.582	
	441294	Blockboard, Laminboard And Battenboard (not Bamboo, And Other Than Ply	1.561.649	2.037.856	806.369	1.165.295
	441400	Wooden Frames; For Paintings, Photographs, Mirrors Or Similar Objects	77		176	
	441810	Wood; Windows, French-windows And Their Frames	3.616		2.538	
	441820	Wood; Doors And Their Frames And Thresholds	114.753		112.462	
	490591	Maps And Hydrographic Or Similar Charts; Printed In Book Form, Including At	135		692	
	741999	Copper; Articles N.e.c. In Heading No. 7419	600	100	4.097	608
	950890	Roundabouts, Swings, Shooting Galleries, Other Fairground Amusements; Tra	55		47	
	970190	Artwork; Collages And Similar Decorative Plaques	1		31	
Total Kalimantan Barat			**19.021.284.805**	**21.208.619.992**	**1.977.346.912**	**2.277.914.526**

https://www.bps.go.id

Tabel 2. Ekspor Provinsi Asal Barang Dirinci Menurut Kode HS6 Digit, 2020—2021

Provinsi Asal	Kode HS 6	Deskripsi HS 6 Digit	Berat Bersih (Kg)		Nilai FOB (US$)	
			2020	2021	2020	2021
(1)	(2)	(3)	(4)	(5)	(6)	(7)
Kalimantan Tengah						
	030111	Fish; Live, Ornamental, Freshwater	3.762	5.157	18.277	41.635
	030119	Fish; Live, Ornamental, Other Than Freshwater		8		558
	030199	Fish; Live, N.e.c. In Heading 0301	1.021	828	7.812	10.751
	030289	Fish; Fresh Or Chilled, N.e.c. In Heading 0302, Excluding Fillets, Fish Meat Of 0304, And Edible I		20		90
	060120	Plants, Live; Bulbs, Tubers, Tuberous Roots, Corms, Crowns And Rhizomes, In Growth Or In Flo		8		117
	060210	Plants, Live; Unrooted Cuttings And Slips	1.531	177	158.870	32.233
	060290	Plants, Live; N.e.c. In Heading No. 0602		312		49.489
	080280	Nuts, Edible; Areca Nuts, Fresh Or Dried, Whether Or Not Shelled Or Peeled	38		2.400	
	120300	Copra		279.305		302.470
	130190	Natural Gums, Resins, Gum-resins And Oleoresins, N.e.c. In Heading No. 130	158.500	306.675	63.454	168.816
	140490	Vegetable Products; N.e.c. In Chapter 14	34.236.240	164.245.092	2.921.238	15.754.470
	151110	Vegetable Oils; Palm Oil And Its Fractions, Crude, Not Chemically Modified	21.086.585	4.651.789	15.217.709	5.261.670
	151190	Vegetable Oils; Palm Oil And Its Fractions, Other Than Crude, Whether Or No	484.478.231	518.425.711	290.045.406	508.532.309
	151321	Vegetable Oils; Palm Kernel Or Babassu Oil And Their Fractions, Crude, Not C	11.199.707	2.053.138	10.134.527	2.793.456
	152200	Degras; Residues Resulting From The Treatment Of Fatty Substances Or Anim	4.698.127		1.969.492	
	230660	Oil-cake And Other Solid Residues; Whether Or Not Ground Or In The Form C	154.126.341	152.950.692	19.780.342	26.129.009
	230690	Oil-cake And Other Solid Residues; Whether Or Not Ground Or In The Form C	248.090	1.217.615	133.757	836.875
	253090	Mineral Substances; N.e.c. In Chapter 25	2.861.900	1.663.000	4.276.643	2.995.082
	260600	Aluminium Ores And Concentrates	2.020.371.000	1.091.500.000	40.719.116	24.909.623
	260700	Lead Ores And Concentrates	10.963.090	9.823.430	20.476.523	18.661.149
	260800	Zinc Ores And Concentrates	34.838.930	25.905.873	21.190.653	27.200.663
	261400	Titanium Ores And Concentrates		110.542.310		31.489.541
	261510	Zirconium Ores And Concentrates	52.291.064	47.209.046	69.991.751	85.533.478
	262019	Slag, Ash And Residues; (not From The Manufacture Of Iron Or Steel), Contai	7.954.340	4.719.040	6.514.014	5.256.866
	270112	Coal; Bituminous, Whether Or Not Pulverised, But Not Agglomerated	9.312.721.863	10.558.244.306	635.247.527	1.218.607.032
	270119	Coal; (other Than Anthracite And Bituminous), Whether Or Not Pulverised Bu	4.757.128.037	6.003.662.026	320.550.031	652.775.586
	270210	Lignite; Whether Or Not Pulverised, But Not Agglomerated, Excluding Jet	1.083.057.000	962.686.000	41.658.311	66.101.216
	282300	Titanium Oxides	2.376.000	5.107.100	1.900.800	4.534.079
	382319	Industrial Monocarboxylic Fatty Acids; Acid Oils From Refining; (other Than S	14.124.738	25.897.519	7.839.489	23.491.858
	382569	Residual Products Of The Chemical Or Allied Industries, Not Elsewhere Specif	5.000.000	9.545.380	12.255	38.182
	392310	Plastics; Boxes, Cases, Crates And Similar Articles For The Conveyance Or Packing Of Goods		2.000		5.013
	400121	Rubber; Natural (excluding Latex), In Smoked Sheets	146.448		211.617	
	400122	Rubber; Technically Specified Natural Rubber (tsnr), In Primary Forms Or In P	62.875.680	62.056.500	81.805.459	104.857.028
	400130	Balata, Gutta-percha, Guayule, Chicle And Similar Natural Gums; In Primary F	90.000	36.000	783.036	313.200
	400280	Rubber; Mixtures Of Natural And Synthetic Rubbers Of Heading No. 4001 An	22.034.880	4.838.400	25.753.262	7.614.355
	411330	Leather; Further Prepared After Tanning Or Crusting, Including Parchment-dr	101	129	5.040	12.600
	420321	Clothing Accessories; Gloves, Mittens And Mitts, Specially Designed For Use In Sports, Of Leath		4.560		398.148
	440122	Wood; For Fuel, In Chips Or Particles, Non-coniferous, Whether Or Not Agglo	631.193.090	832.663.460	44.522.324	60.408.467
	440131	Wood; For Fuel, Sawdust And Wood Waste And Scrap, Agglomerated In Logs,	10.090.000	31.453.000	1.220.890	3.805.813
	440139	Wood; For Fuel, Sawdust And Wood Waste And Scrap, Agglomerated In Logs,	40.000	8.840	29.196	4.420
	440722	Wood, Tropical; Virola, Imbuia And Balsa, Sawn Or Chipped Lengthwise, Slice	20.000		21.816	
	440729	Wood, Tropical, N.e.c. In Item No. 4407.2, Sawn Or Chipped Lengthwise, Slice	16.056	12.826	19.226	18.145
	440831	Wood, Tropical; As Specified In Subheading Note 2 To This Chapter, Dark Red	18.000		21.841	
	440839	Wood, Of Tropical Wood; As In Subheading Note 2 To This Chapter, N.e.c. In Heading No. 4408		587.180		487.259
	440890	Wood; N.e.c. In Heading No. 4408, Sheets For Veneer Or Plywood, Other Wo	1.573.875	1.767.787	1.246.507	1.525.258
	440910	Wood; Coniferous (including Unassembled Strips And Friezes For Parquet Flooring), Continuou		165		0
	440922	Wood; Tropical (including Unassembled Strips And Friezes For Parquet Floori	1.961.847	1.864.244	2.475.660	2.472.360
	441231	Plywood; Consisting Only Of Sheets Of Wood (not Bamboo), Each Ply 6mm O	38.537.996	32.745.308	32.238.973	31.193.122
	441239	Plywood; Consisting Only Of Sheets Of Wood (not Bamboo), Each Ply 6mm O	10.305.481	7.906.254	8.652.146	6.734.844
	441879	Wood; Assembled Flooring Panels, N.e.c In Headings 4418.73, 4418.74 Or 44	16.854		25.274	
	441899	Wood; Builders' Joinery And Carpentry Of Wood N.e.c. In Heading No. 4418,	414.072	607.408	716.144	942.412
	441912	Tableware And Kitchenware, Of Wood; Of Bamboo, Chopsticks	7.088		35.805	
	441990	Tableware And Kitchenware, Of Wood; Not Of Bamboo	6.750	10.953	3.353	64.588
	611693	Gloves, Mittens And Mitts; Of Synthetic Fibres, Knitted Or Crocheted, (other Than Impregnatec		4.539		300.304
	620463	Trousers, Bib And Brace Overalls, Breeches And Shorts; Women's Or Girls', Of Synthetic Fibres		30		412
	680229	Stone; Monumental Or Building Stone, N.e.c. In Item No. 6802.2, Articles The	540		2.902	

https://www.bps.go.id

Tabel 2. Ekspor Provinsi Asal Barang Dirinci Menurut Kode HS6 Digit, 2020—2021

Provinsi Asal	Kode HS 6	Deskripsi HS 6 Digit	Berat Bersih (Kg)		Nilai FOB (US$)	
			2020	2021	2020	2021
(1)	(2)	(3)	(4)	(5)	(6)	(7)
Kalimantan Tengah						
	680291	Marble, Travertine And Alabaster; Articles Thereof, (other Than Simply Cut O	2.604		6.196	
	702000	Glass; Articles N.e.c. In Chapter 70		9		1.106
	710691	Metals; Silver, Unwrought, (but Not Powder)		2.000		1.540.000
	710812	Metals; Gold, Non-monetary, Unwrought (but Not Powder)	2.001	2.872	112.275.621	156.656.452
	731300	Iron Of Steel; Barbed Wire, Twisted Hoop Or Single Flat Wire And Loosely Twisted Double Wire		7.000		5.514
	731813	Iron Or Steel; Threaded Screw Hooks And Screw Rings		1.000		527
	732690	Iron Or Steel; Articles N.e.c. In Heading 7326		21.794		1.285
	830242	Mountings, Fittings And Similar Articles; Suitable For Furniture Of Base Metal	20		250	
	840290	Boilers; Parts Of Steam Or Other Vapour Generating Boilers	60		1.343	
	841410	Pumps; Vacuum		3		1.106
	850440	Electrical Static Converters		9		166
	853630	Electrical Apparatus; For Protecting Electrical Circuits, N.e.c. In Heading No. 8	870		7.834	
	853669	Electrical Apparatus; Plugs And Sockets, For A Voltage Not Exceeding 1000 Volts		21		89
	853720	Boards, Panels, Consoles, Desks And Other Bases; For Electric Control Or The Distribution Of El		51		6.103
	854370	Electrical Machines And Apparatus; Having Individual Functions, Not Specified Or Included Else		38		16.583
	854442	Insulated Electric Conductors; For A Voltage Not Exceeding 1000 Volts, Fitted With Connectors		225		8.462
	902519	Thermometers And Pyrometers; (other Than Liquid Filled, For Direct Reading), Not Combined \		2		443
	902580	Hydrometers And Similar Floating Instruments, Barometers, Hygrometers, Psychrometers, The		81		27.130
	902590	Hydrometers And Similar Floating Instruments, Barometers, Hygrometers, Psychrometers, The		23		9.069
	902620	Instruments And Apparatus; For Measuring Or Checking Pressure		116		21.289
	902680	Instruments And Apparatus; For Measuring Or Checking Variables Of Liquids Or Gases (excludi		700		9.375
	902710	Instruments And Apparatus; Gas Or Smoke Analysis Apparatus, For Physical Or Chemical Analy		190		51.889
	903033	Instruments And Apparatus; For Measuring Or Checking Voltage, Current, Resistance Or Power		1		4.975
	940169	Seats; With Wooden Frames, Not Upholstered, (excluding Medical, Surgical, Dental, Veterinary		2.584		11.096
	940330	Furniture; Wooden, For Office Use	1.995		13.160	
	940350	Furniture; Wooden, For Bedroom Use	1.460	63.047	9.475	245.175
	940360	Furniture; Wooden, Other Than For Office, Kitchen Or Bedroom Use	45.712	21.112	137.698	71.887
	940429	Mattresses; Of Other Materials, Not Cellular Rubber Or Plastics	97.907		213.326	
	950612	Ski-fastenings (ski-bindings); For Snow-skis		5.200		215
	999910	Postal packages n.c.a.k	484	392	23.336	8.961
	441294	Blockboard, Laminboard And Battenboard (not Bamboo, And Other Than Ply	700.144	607.994	1.091.316	927.837
	902780	Instruments And Apparatus; For Physical Or Chemical Analysis, For Measuring Or Checking Visc		1		680
Total Kalimantan Tengah			**18.794.128.150**	**20.677.947.607**	**1.824.400.421**	**3.102.293.463**

https://www.bps.go.id

Tabel 2. Ekspor Provinsi Asal Barang Dirinci Menurut Kode HS6 Digit, 2020—2021

Provinsi Asal	Kode HS 6	Deskripsi HS 6 Digit	Berat Bersih (Kg)		Nilai FOB (US$)	
			2020	2021	2020	2021
(1)	(2)	(3)	(4)	(5)	(6)	(7)
Kalimantan Selatan						
	030111	Fish; Live, Ornamental, Freshwater	495	545	89.239	106.457
	030192	Fish; Live, Eels (anguilla Spp.)	3.695		15.440	
	030249	Fish; Fresh Or Chilled, N.e.c. In Item No. 0302.4, Excluding Fillets, Fish Meat	9.463	602	32.625	14.465
	030289	Fish; Fresh Or Chilled, N.e.c. In Heading 0302, Excluding Fillets, Fish Meat O	1.701	10.000	5.672	7.014
	030389	Fish; Frozen, N.e.c. In Heading 0303, Excluding Fillets, Fish Meat Of 0304, A	1.080		7.169	
	030482	Fish Fillets; Frozen, Trout (salmo Trutta, Oncorhynchus Mykiss, Oncorhynchus Clarki, Oncorhy		7.927		115.196
	030487	Fish Fillets; Frozen, Tunas (of The Genus Thunnus), Skipjack Or Stripe-bellied Bonito (euthynnu		13.922		225.874
	030489	Fish Fillets; Frozen, Of Fish N.e.c. In Heading 0304.8		53.515		441.988
	030617	Crustaceans; Frozen, Shrimps And Prawns, Excluding Cold-water Varieties, I	1.663.294	1.500.086	12.618.297	10.601.198
	030631	Crustaceans; Live, Fresh Or Chilled, Rock Lobsters And Other Sea Crawfish (	108		275	
	030633	Crustaceans; Live, Fresh Or Chilled, Crabs, Whether In Shell Or Not	51.739	404.868	137.042	3.588.761
	030636	Crustaceans; Live, Fresh Or Chilled, Shrimps And Prawns Excluding Cold-wa	95.507	66.780	65.396	45.076
	030695	Crustaceans; Shrimps And Prawns, Smoked, Cooked Or Not, Whether In Sh	79.885		131.418	
	030743	Molluscs; Cuttle Fish And Squid, Whether In Shell Or Not, Includes Flours, M	9.090		48.257	
	030752	Molluscs; Octopus (octopus Spp.), Frozen		53.881		453.300
	040299	Dairy Produce; Milk And Cream, Containing Added Sugar Or Other Sweeten	1	1	1	1
	090111	Coffee; Not Roasted Or Decaffeinated		1		41
	090210	Tea, Green; (not Fermented), In Immediate Packings Of A Content Not Exce	500		5	
	091012	Spices; Ginger, Crushed Or Ground		36		236
	120760	Oil Seeds; Safflower (carthamus Tinctorius) Seeds, Whether Or Not Broken		8		1.225
	120930	Seeds Of Herbaceous Plants; Cultivated Principally For Their Flowers, Of A Kind Used For Sowi		3		16
	121190	Plants And Parts (including Seeds And Fruits) N.e.c. In Heading No. 1211, Of	221.210	215.050	1.094.999	1.071.931
	130190	Natural Gums, Resins, Gum-resins And Oleoresins, N.e.c. In Heading No. 13	116.752	533.552	55.093	284.582
	130239	Mucilages And Thickeners; Whether Or Not Modified, Derived From Vegeta	1	6	1	53
	151110	Vegetable Oils; Palm Oil And Its Fractions, Crude, Not Chemically Modified	279.555.224	16.700.316	206.007.426	18.313.873
	151190	Vegetable Oils; Palm Oil And Its Fractions, Other Than Crude, Whether Or N	683.203.709	955.513.614	463.785.410	988.385.307
	151319	Vegetable Oils; Coconut (copra) Oil And Its Fractions, Other Than Crude, Wh	8.100	48.122	72.150	95.954
	151321	Vegetable Oils; Palm Kernel Or Babassu Oil And Their Fractions, Crude, Not	25.880.761	3.249.799	23.070.858	4.327.001
	151329	Vegetable Oils; Palm Kernel Or Babassu Oil And Their Fractions, Other Than	116.699.741	87.879.058	83.790.471	115.275.593
	152000	Glycerol, Crude; Glycerol Waters And Glycerol Lyes	22.496.611	6.999.581	5.057.553	4.879.773
	160510	Crustacean Preparations; Crab, Prepared Or Preserved		412.827		17.656.403
	160521	Crustacean Preparations; Shrimps And Prawns, Prepared Or Preserved, Not	143.444	199.566	1.235.579	1.687.981
	160529	Crustacean Preparations; Shrimps And Prawns, Prepared Or Preserved, In Airtight Containers		1		2
	170490	Sugar Confectionery; (excluding Chewing Gum, Including White Chocolate),	3		250	
	190190	Food Preparations; Of Flour, Meal, Starch, Malt Extract Or Milk Products, For Uses N.e.c. In He		8.775		47.613
	190490	Food Preparations; Cereal Or Cereal Products (excluding Maize), In Grain Form, Pre-cooked Or		4		49
	190540	Food Preparations; Rusks, Toasted Bread And Similar Toasted Products, Whether Or Not Cont		410		2.450
	190590	Food Preparations; Bakers' Wares N.e.c. In Heading No. 1605, Whether Or Not Containing Coc		13		85
	200799	Jams, Fruit Jellies, Marmalades, Purees And Pastes; Of Fruit Or Nuts N.e.c. In Heading No. 200		1.764		8.196
	200811	Nuts; Ground-nuts, Whether Or Not Containing Added Sugar, Other Sweetening Matter Or Spi		22		137
	210112	Preparations With A Basis Of Extracts, Essences Or Concentrates Or With A Basis Of Coffee		1		41
	210120	Extracts, Essences And Concentrates; Of Tea Or Mate, And Preparations Wi	1	5	1	33
	210230	Baking Powders; Prepared		270		2.065
	210390	Sauces And Preparations Therefor; Mixed Condiments And Mixed Seasonin	2		2	
	210420	Homogenised Composite Food Preparations		2		10
	210690	Food Preparations; N.e.c. In Item No. 2106.10	32	157	89	1.896
	220429	Wine; Still, In Containers Holding More Than 10 Litres	5		8	
	230650	Oil-cake And Other Solid Residues; Whether Or Not Ground Or In The Form	1		1	
	230660	Oil-cake And Other Solid Residues; Whether Or Not Ground Or In The Form	177.167.737	153.608.865	22.073.696	28.615.074
	250610	Quartz; Other Than Natural Sands		24.000		360
	251620	Sandstone;. Whether Or Not Roughly Trimmed, Cut, By Sawing Etc, Into Blo	11		3	
	252310	Cement Clinkers (whether Or Not Coloured)	122.995.020	360.672.395	3.452.194	10.823.198
	252329	Cement; Portland, Other Than White, Whether Or Not Artificially Coloured	4		8	
	260111	Iron Ores And Concentrates; Non-agglomerated	2.585.585.000	1.627.178.000	36.097.854	33.369.610
	270112	Coal; Bituminous, Whether Or Not Pulverised, But Not Agglomerated	7.370.184.548	9.014.403.503	413.873.595	889.417.309
	270119	Coal; (other Than Anthracite And Bituminous), Whether Or Not Pulverised E	57.501.911.674	44.065.656.293	2.265.120.039	2.907.105.972

https://www.bps.go.id

Tabel 2. Ekspor Provinsi Asal Barang Dirinci Menurut Kode HS6 Digit, 2020—2021

Provinsi Asal	Kode HS 6	Deskripsi HS 6 Digit	Berat Bersih (Kg)		Nilai FOB (US$)	
			2020	2021	2020	2021
(1)	(2)	(3)	(4)	(5)	(6)	(7)
Kalimantan Selatan						
	270210	Lignite; Whether Or Not Pulverised, But Not Agglomerated, Excluding Jet	43.809.190.430	60.556.335.252	1.279.582.264	3.373.448.007
	270220	Lignite; Agglomerated, Excluding Jet	105.750.000		3.586.109	
	280920	Phosphoric Acid And Polyphosphoric Acids		1		1
	290949	Ether-alcohols And Their Halogenated, Sulphonated, Nitrated Or Nitrosated	1		1	
	292142	Amine-function-compounds; Aromatic Monoamines And Their Derivatives,	237	51	453	75
	293629	Vitamins; N.e.c. In Item No. 2936.2, And Their Derivatives, Unmixed	1		41	
	293690	Vitamins; N.e.c. In Heading No. 2936, Including Natural Concentrates		1		2
	294190	Antibiotics; N.e.c. In Heading No. 2941	32	10	36	26
	300290	Toxins, Cultures Of Micro-organisms (excluding Yeasts) And Similar Product	1		3	
	300420	Medicaments; Containing Antibiotics (other Than Penicillins, Streptomycins Or Their Derivativ		3		1.956
	300490	Medicaments; Consisting Of Mixed Or Unmixed Products N.e.c. In Heading No. 3004, For Ther		7		275
	300590	Wadding, Gauze, Bandages And Similar Articles; (excluding Adhesive Dressings), Impregnated		56		5.765
	320412	Dyes; Acid, Whether Or Not Premetallised And Preparations Based Thereon, Mordant Dyes Ar		6		12
	320416	Dyes; Reactive Dyes And Preparations Based Thereon	2		6	
	320417	Dyes; Pigments And Preparations Based Thereon	4		7	
	320649	Colouring Matter; Other Preparations N.e.c. In Item No. 3206.4	2		3	
	320710	Pigments; Prepared Pigments, Opacifiers, Colours And Similar Preparations	2		6	
	320810	Paints And Varnishes; Based On Polyesters, Dispersed Or Dissolved In A Nor	188	71	359	110
	320910	Paints And Varnishes; Based On Acrylic Or Vinyl Polymers, Dispersed Or Dis	1		1	
	320990	Paints And Varnishes; (based On Polymers Other Than Acrylic Or Vinyl), Dis	291	104	632	217
	321000	Paints And Varnishes; (including Enamels, Lacquers And Distempers), Prepa	8		19	
	321519	Ink; For Printing, Other Than Black, Whether Or Not Concentrated Or Solid	1.529		15.656	
	321590	Ink; Writing, Drawing And Other Inks, N.e.c. In Heading No. 3215, Whether Or Not Concentrat		2		22
	330119	Oils, Essential; Of Citrus Fruits N.e.c. In Heading No. 3301 (terpeneless Or N	1		10	
	330129	Oils, Essential; N.e.c. In Heading No. 3301 (terpeneless Or Not), Including C	3	2	42	2
	330190	Oils, Essential; Concentrates In Fats, Fixed Oils, Waxes And The Like, Terper	83	94	3.827	6.150
	330290	Odoriferous Substances And Mixtures; Used As Raw Materials In Industries	2	14	10	365
	330499	Cosmetic And Toilet Preparations; N.e.c. In Heading No. 3304, For The Care	29	92	59	11.233
	330590	Hair Preparations; N.e.c. In Heading No. 3305		1		9
	330741	Perfumes And Deodorizers; Perfuming Or Deodorizing Preparations For Roo	2		20	
	330749	Perfumes And Deodorizers; Perfuming Or Deodorizing Preparations For Roo	6	43	9	213
	330790	Perfumes And Deodorizers; Perfuming Or Deodorizing Preparations N.e.c. I	2	6	3	7
	340111	Soap And Organic Surface-active Products; In The Form Of Bars, Cakes, Mou	17	7	5	10
	340120	Soap; In Forms N.e.c. In Item No. 3401.11	36.001	8	32.401	10
	340290	Washing And Cleaning Preparations; Surface-active, Whether Or Not Contai	4	1	8	2
	381090	Fluxes And Other Auxiliary Preparations; For Soldering, Brazing Or Welding,	3	8	29	186
	381129	Lubricating Oil Additives; Not Containing Petroleum Oils Or Oils Obtained From Bituminous Mi		9		15
	382319	Industrial Monocarboxylic Fatty Acids; Acid Oils From Refining; (other Than	56.493.386	77.301.743	33.415.990	74.409.850
	382491	Chemical Products, Mixtures And Preparations; Consisting Mainly Of (5-eth	1		3	
	390130	Ethylene Polymers; In Primary Forms, Ethylene-vinyl Acetate Copolymers	6		13	
	390320	Styrene Polymers; Styrene-acrylonitrile (san) Copolymers, In Primary Forms		25		53
	390390	Styrene Polymers; In Primary Forms, N.e.c. In Heading No. 3903	27	22	55	45
	390410	Vinyl Chloride, Other Halogenated Olefin Polymers; Poly(vinyl Chloride), Not Mixed With Any		3		7
	390610	Acrylic Polymers; Poly(methyl Methacrylate), In Primary Forms		3		6
	390690	Acrylic Polymers; (other Than Polymethyl Methacrylate), In Primary Forms	1.802	405	3.408	988
	390799	Polyesters; N.e.c. In Heading No. 3907, Saturated, In Primary Forms		9		5
	390920	Amino-resins; Melamine Resins, In Primary Forms	6		10	
	390950	Polyurethanes; In Primary Forms	1		3	
	391000	Silicones; In Primary Forms	19	46	34	93
	391190	Polysulphides, Polysulphones And Similar Products Of Chemical Synthesis N	1		1	
	391390	Polymers, Natural And Modified Natural; In Primary Forms (excluding Alginic Acid, Its Salts An		2		68
	391610	Ethylene Polymers; Monofilament, Of Which Any Cross-sectional Dimensior	5		2	
	391690	Plastics; Monofilament, Of Plastics N.e.c. In Heading No. 3916, Cross-sectional Dimension Exce		1		1
	391910	Plastics; Plates, Sheets, Film, Foil, Tape, Strip, Other Flat Shapes Thereof, Self-adhesive, In Roll		1		1
	392020	Plastics; Of Polymers Of Propylene, Plates, Sheets, Film, Foil And Strip (not	2	4	120	2
	392049	Plastics; Polymers Of Vinyl Chloride, Containing By Weight, Less Than 6% Of Plasticisers; Plates		2		5

https://www.bps.go.id

Tabel 2. Ekspor Provinsi Asal Barang Dirinci Menurut Kode HS6 Digit, 2020—2021

Provinsi Asal	Kode HS 6	Deskripsi HS 6 Digit	Berat Bersih (Kg)		Nilai FOB (US$)	
			2020	2021	2020	2021
(1)	(2)	(3)	(4)	(5)	(6)	(7)
Kalimantan Selatan						
	392062	Plastics; Plates, Sheets, Film, Foil And Strip (not Self-adhesive), Of Poly(ethy	258.435		148.859	
	392310	Plastics; Boxes, Cases, Crates And Similar Articles For The Conveyance Or Pa	4	250	1	100
	392321	Ethylene Polymers; Sacks And Bags (including Cones), For The Conveyance Or Packing Of Gooc		1		10
	392329	Plastics; Sacks And Bags (including Cones), For The Conveyance Or Packing Of Goods, Of Plasti		100		106
	392330	Plastics; Carboys, Bottles, Flasks And Similar Articles, For The Conveyance C	2	3	64	981
	392350	Plastics; Stoppers, Lids, Caps And Other Closures, For The Conveyance Or Packing Of Goods		1		1
	392690	Plastics; Other Articles N.e.c. In Chapter 39	179	134	3.813	1.422
	400121	Rubber; Natural (excluding Latex), In Smoked Sheets	1.922.130	1.684.152	3.105.745	3.700.994
	400122	Rubber; Technically Specified Natural Rubber (tsnr), In Primary Forms Or In	88.965.100	94.756.200	117.075.802	160.758.590
	400211	Rubber; Synthetic, Styrene-butadiene Rubber (sbr) And Carboxylated Styrer	61	10	117	21
	400219	Rubber; Synthetic, Styrene-butadiene Rubber (sbr) And Carboxylated Styrer	44	60	69	124
	400280	Rubber; Mixtures Of Natural And Synthetic Rubbers Of Heading No. 4001 A	8.890.560		10.367.862	
	400299	Rubber; Synthetic, N.e.c. In Heading 4002, (other Than Latex), In Primary Forms Or In Plates, S		1		2
	400690	Rubber; Unvulcanised, Other Than Camel Back Strips For Retreading Rubbe	80	3	992	5
	400942	Rubber; Vulcanised (other Than Hard Rubber), Tubing, Piping And Hoses, Re	0	3	23	533
	401110	Rubber; New Pneumatic Tyres, Of A Kind Used On Motor Cars (including Sta	235		672	
	401290	Rubber; Tyres N.e.c. In Heading No. 4012	6	1	7	1
	401519	Rubber; Vulcanised (other Than Hard Rubber), Gloves, Mittens And Mitts Other Than Surgical		1		24
	401693	Rubber; Vulcanised (other Than Hard Rubber), Gaskets, Washers And Other	10	2	2.002	1.086
	401699	Rubber; Vulcanised (other Than Hard Rubber), Articles N.e.c. In Heading No	0	26	444	772
	410799	Leather; Further Prepared After Tanning Or Crusting, Incl. Parchment-dress	2	1	6	1
	420211	Cases And Containers; Trunks, Suit-cases, Vanity-cases, Executive-cases, Brief-cases, School Sa		2		21
	420212	Cases And Containers; Trunks, Suit-cases, Vanity-cases, Executive-cases, Bri	54		450	
	420229	Cases And Containers; Handbags (whether Or Not With Shoulder Strap And	4		14	
	420292	Cases And Containers; N.e.c. In Heading 4202, With Outer Surface Of Sheeting Of Plastics Or C		1		8
	420299	Cases And Containers; N.e.c. In Heading 4202, Of Vulcanised Fibre Or Of Pa	75	68	3.362	679
	420500	Leather Articles; N.e.c. In Chapter 42, Of Leather Or Composition Leather	18		423	
	440131	Wood; For Fuel, Sawdust And Wood Waste And Scrap, Agglomerated In Log	20.384.200	12.656.006	1.673.189	925.589
	440210	Wood; Charcoal Of Bamboo (including Shell Or Nut Charcoal), Whether Or N	35.184.341	33.057.805	11.034.056	9.584.698
	440290	Wood; Charcoal Of Wood Other Than Bamboo (including Shell Or Nut Charc	8.923.626	10.807.101	4.947.473	4.309.153
	440719	Wood; Coniferous Species, Other Than Of Pine (pinus Spp.) Or Fir (abies Spp	4.264		19.288	
	440725	Wood, Tropical; Dark Red Meranti, Light Red Meranti And Meranti Bakau, Sawn Or Chipped Le		36.171		35.325
	440729	Wood, Tropical, N.e.c. In Item No. 4407.2, Sawn Or Chipped Lengthwise, Sli	25.640		16.122	
	440810	Wood; Coniferous, Sheets For Veneering (including Those Obtained By Slicing Laminated Woo		25.162		27.309
	440831	Wood, Tropical; As Specified In Subheading Note 2 To This Chapter, Dark Re	122.145	166.946	143.030	203.108
	440839	Wood, Of Tropical Wood; As In Subheading Note 2 To This Chapter, N.e.c. In Heading No. 4408		114.840		195.738
	440890	Wood; N.e.c. In Heading No. 4408, Sheets For Veneer Or Plywood, Other W	192.530	111.391	227.299	170.845
	440922	Wood; Tropical (including Unassembled Strips And Friezes For Parquet Floo	884.733		1.351.726	
	440929	Wood; Non-coniferous, Other Than Bamboo Or Tropical Wood, (including U	494.114	543.916	629.127	671.693
	441231	Plywood; Consisting Only Of Sheets Of Wood (not Bamboo), Each Ply 6mm	265.761.339	245.152.308	233.869.005	308.181.796
	441233	Plywood; With Sheets Of Wood Only; Not Bamboo; Each Ply 6mm Or Less, \	1.943.739	1.697.243	2.864.825	2.675.439
	441234	Plywood; Consisting Only Of Sheets Of Wood (not Bamboo), Each Ply 6mm	1.466.006	1.796.309	1.570.389	2.446.680
	441239	Plywood; Consisting Only Of Sheets Of Wood (not Bamboo), Each Ply 6mm	5.148.667	1.178.131	3.908.076	1.206.453
	441299	Plywood, Veneered Panels And Similar Laminated Wood (other Than Blockb	508.292	332.000	601.621	504.183
	441899	Wood; Builders' Joinery And Carpentry Of Wood N.e.c. In Heading No. 4418	326.485	329.948	676.391	637.542
	441911	Tableware And Kitchenware, Of Wood; Of Bamboo, Bread Boards, Chopping Boards And Simil		0		10
	441919	Tableware And Kitchenware, Of Wood; Of Bamboo, N.e.c. In Heading 4419		0		10
	442110	Wood; Clothes Hangers	1	3	1	3
	442199	Wood; Not Of Bamboo, Articles N.e.c. In Heading No. 4414 To 4420 (exclud	3.936.035	3.094.096	2.536.388	2.431.647
	460122	Plaiting Materials, Plaits And Similar Products Of Plaiting Materials; Mats, M	39.215	45.301	481.529	523.471
	460129	Plaiting Materials, Plaits And Similar Products Of Plaiting Materials; Mats, M	1		1	
	460193	Plaiting Materials, Plaits And Similar Products Of Plaiting Materials; (not Ma	1.514	26.661	14.241	334.781
	460212	Basketwork, Wickerwork And Other Articles; Of Rattan, Made Directly To Sh	1.129	775	26.795	19.940
	460290	Basketwork, Wickerwork And Other Articles; Of Non-vegetable Materials, M	1	3	3	92
	470620	Pulp; Of Fibres Derived From Recovered (waste And Scrap) Paper Or Paperb	1		52	
	481910	Paper And Paperboard; Cartons, Boxes And Cases, Of Corrugated Paper Or	35	31	103	26

https://www.bps.go.id

Tabel 2. Ekspor Provinsi Asal Barang Dirinci Menurut Kode HS6 Digit, 2020—2021

Provinsi Asal	Kode HS 6	Deskripsi HS 6 Digit	Berat Bersih (Kg)		Nilai FOB (US$)	
			2020	2021	2020	2021
(1)	(2)	(3)	(4)	(5)	(6)	(7)
Kalimantan Selatan						
	481930	Paper And Paperboard; Sacks And Bags Of Paper, Paperboard, Cellulose Wa	1		3	
	481950	Paper And Paperboard; Packing Containers, Including Record Sleeves, Of Pa	10		1.724	
	482050	Paper And Paperboard; Albums For Samples Or For Collections	3	2	157	197
	482090	Paper Or Paperboard; Stationery N.e.c. In Heading No. 4820	1	97	1	531
	490110	Printed Matter; In Single Sheets, Whether Or Not Folded	13	69	1.789	568
	490199	Printed Matter; Books, Brochures, Leaflets And Similar Printed Matter N.e.c	3	150	7	914
	490700	Unused Postage, Revenue Or Similar Stamps Of Current Or New Issue In Th	68	58	147	288
	490810	Printed Matter; Transfers (decalcomanias), Vitrifiable	7		38	
	490890	Printed Matter; Transfers (decalcomanias), Other Than Vitrifiable	2	21	13	437
	490900	Printed Or Illustrated Postcards; Printed Cards Bearing Personal Greetings,	1	6	6	157
	491110	Printed Matter; Trade Advertising Material, Commercial Catalogues And Th	3	3	2	59
	491191	Printed Matter; Pictures, Designs And Photographs, N.e.c. In Item No. 4911	1	54	10	3.497
	491199	Printed Matter; N.e.c. In Heading No. 4911	58	2	452	12
	520811	Fabrics, Woven; Containing 85% Or More By Weight Of Cotton, Unbleached	1		1	
	520819	Fabrics, Woven; Containing 85% Or More By Weight Of Cotton, Unbleached	1		1	
	520829	Fabrics, Woven; Containing 85% Or More By Weight Of Cotton, Bleached, C	11		74	
	540710	Fabrics, Woven; From High Tenacity Yarn, Of Nylon, Other Polyamides Or O	3		31	
	540761	Fabrics, Woven; Containing 85% Or More By Weight Of Non-textured Polye	2		12	
	540794	Fabrics, Woven; Of Synthetic Filament Yarn, Printed, N.e.c. In Heading No. 5	86	6	676	65
	551599	Fabrics, Woven; Of Synthetic Staple Fibres N.e.c. In Chapter 55, Mixed Mair	1		53	
	570310	Carpets And Other Textile Floor Coverings; Tufted, Of Wool Or Fine Animal	5		46	
	570500	Carpets And Other Textile Floor Coverings; N.e.c. In Chapter 57, Whether O	17		220	
	580790	Labels, Badges And Similar Articles; (other Than Woven), Of Textile Materia	3	132	13	2.741
	590110	Textile Fabrics; Coated With Gum Or Amylaceous Substances, Of A Kind Use	18	1	148	2
	590190	Textile Fabrics; Coated With Gum Or Amylaceous Substances, Tracing Cloth	7	108	123	10
	600290	Fabrics; Knitted Or Crocheted, Other Than Those Of Heading 60.01, Of A Wi	4	5	20	125
	610290	Coats; Women's Or Girls' Overcoats, Car-coats, Capes, Anoraks, Wind-jacke	9		79	
	610419	Suits; Women's Or Girls', Of Textile Materials (other Than Synthetic Fibres),	1		6	
	610469	Trousers, Bib And Brace Overalls, Breeches And Shorts; Women's Or Girls',	34	4	1.038	464
	610510	Shirts; Men's Or Boys', Of Cotton, Knitted Or Crocheted	1		2	
	610590	Shirts; Men's Or Boys', Of Textile Materials (other Than Cotton Or Man-mac	11		136	
	610620	Blouses, Shirts And Shirt-blouses; Women's Or Girls', Of Man-made Fibres, Knitted Or Crochet		2		156
	610690	Blouses, Shirts And Shirt-blouses; Women's Or Girls', Of Textile Materials (other Than Cotton C		1		21
	610899	Negligees, Bathrobes, Dressing Gowns And Similar Articles; Women's Or Gir	1	1	2.626	7
	610910	T-shirts, Singlets And Other Vests; Of Cotton, Knitted Or Crocheted	171	1	7.802	136
	610990	T-shirts, Singlets And Other Vests; Of Textile Materials (other Than Cotton),	51	4	518	327
	611190	Garments And Clothing Accessories; Babies', Of Textile Materials (other Than Cotton Or Synth		40		40
	611490	Garments; Of Textile Materials (other Than Cotton Or Man-made Fibres), Ki	43	41	468	418
	611699	Gloves, Mittens And Mitts; Of Textile Materials (other Than Wool Or Fine A	1		4	
	611710	Shawls, Scarves, Mufflers, Mantillas, Veils And The Like; Knitted Or Crochet	4		166	
	611780	Clothing Accessories; Knitted Or Crocheted, N.e.c. In Heading No. 6117	315	27	1.710	261
	620412	Suits; Women's Or Girls', Of Cotton (not Knitted Or Crocheted)		1		82
	620449	Dresses; Women's Or Girls', Of Textile Materials N.e.c. In Item No. 6204.4 (r	22	2	171	187
	620469	Trousers, Bib And Brace Overalls, Breeches And Shorts; Women's Or Girls',	1	3	6	235
	620690	Blouses, Shirts And Shirt-blouses; Women's Or Girls', Of Textile Materials N.	207	30	59.735	1.207
	620899	Singlets And Other Vests, Briefs, Panties, Negligees, Bathrobes, Dressing Go	1		6	
	620990	Garments And Clothing Accessories; Babies', Of Textile Materials Other Tha	9		46	
	621050	Garments; Women's Or Girls', N.e.c. In Item No. 6210.3, Of The Fabrics Of Heading No. 5602,		6		145
	621112	Swimwear; Women's Or Girls', (not Knitted Or Crocheted)		0		42
	621410	Shawls, Scarves, Mufflers, Mantillas, Veils And The Like; Of Silk Or Silk Waste (not Knitted Or C		18		103
	621490	Shawls, Scarves, Mufflers, Mantillas, Veils And The Like; Of Textile Materials	2		12	
	630190	Blankets And Travelling Rugs; N.e.c. In Heading No. 6301	12		94	
	630210	Bed Linen; Knitted Or Crocheted	2		12	
	630229	Bed Linen; Of Textile Materials (other Than Cotton Or Man-made Fibres), Printed, Not Knitted		16		95
	630231	Bed Linen; Of Cotton (not Printed, Knitted Or Crocheted)		4		5
	630260	Kitchen And Toilet Linen; Of Terry Towelling Or Similar Terry Fabrics, Of Cot	1	3	2	40
	630492	Furnishing Articles; Of Cotton, Not Knitted Or Crocheted (excluding Bedspre	1		6	
	630790	Textiles; Made Up Articles (including Dress Patterns), N.e.c. In Chapter 63, N	5.920	5	155.862	382

https://www.bps.go.id

Tabel 2. Ekspor Provinsi Asal Barang Dirinci Menurut Kode HS6 Digit, 2020—2021

Provinsi Asal	Kode HS 6	Deskripsi HS 6 Digit	Berat Bersih (Kg)		Nilai FOB (US$)	
			2020	2021	2020	2021
(1)	(2)	(3)	(4)	(5)	(6)	(7)
Kalimantan Selatan						
	630900	Clothing; Worn, And Other Worn Articles	7	21	19	293
	640319	Sports Footwear; (other Than Ski-boots, Snowboard Boots Or Cross-country Ski Footwear), Wi		4		527
	640411	Sports Footwear; Tennis Shoes, Basketball Shoes, Gym Shoes, Training Shoes And The Like, Wi		5		380
	640419	Footwear; (other Than Sportswear), With Outer Soles Of Rubber Or Plastics	21	43	151	467
	640420	Footwear; Outer Soles Of Leather Or Composition Leather, Uppers Of Textile Materials		3		317
	640590	Footwear; N.e.c. In Chapter 64	3	7	51	1.308
	640610	Footwear; Parts, Uppers And Parts Thereof, Other Than Stiffeners	2	3	6	12
	650500	Hats And Other Headgear; Knitted Or Crocheted, Or Made Up From Lace, Felt Or Other Textile		1		43
	680800	Panels, Boards, Tiles, Blocks And The Like; Of Vegetable Fibre, Of Straw, Sha	9	2	117.058	3
	681299	Asbestos Or Mixtures With A Basis Of Asbestos (other Than Crocidolite); Fibres, Mixtures Or A		1		14
	690721	Ceramic Tiles; Flags And Paving, Hearth Or Wall Tiles Other Than Those Of S	6		10	
	691200	Ceramic Tableware, Kitchenware, Other Household Articles And Toilet Artic	39		1.179	
	701090	Glass; Carboys, Bottles, Flasks, Jars, Pots, Phials And Other Containers Of Gl	1	3	1	37
	701399	Glassware; N.e.c. In Heading No. 7013, Other Than Of Lead Crystal		1		1
	711291	Waste And Scrap Of Precious Metals; Of Gold, Including Metal Clad With Go	2.116	1.325	50.701.011	76.008.580
	711292	Waste And Scrap Of Precious Metals; Of Platinum, Including Metal Clad Wit	7	7	173	181
	711311	Jewellery; Of Silver, Whether Or Not Plated Or Clad With Other Precious Metal, And Parts The		9		941
	711319	Jewellery; Of Precious Metal (excluding Silver) Whether Or Not Plated Or Cl	827	1	29.334.461	59
	711320	Jewellery; Of Base Metal Clad With Precious Metal, And Parts Thereof		0		25
	711719	Jewellery; Imitation, (excluding Cuff Links And Studs), Of Base Metal, Whether Or Not Plated W		13		326
	720310	Ferrous Products; Obtained By Direct Reduction Of Iron Ore, In Lumps, Pelle	40.000	1.000.000	3.120	500.000
	730230	Iron Or Steel, Railway Or Tramway Track Construction Material; Switch Blades, Crossing Frogs,		3		5
	730424	Steel, Stainless; Seamless, Casing And Tubing, Of A Kind Used In Drilling For Oil Or Gas		9.415		51.490
	730690	Iron Or Steel (excluding Cast Iron); Tubes, Pipes And Hollow Profiles (not Se	0		78	
	730719	Iron Or Steel; Cast Fittings, Other Than Of Non-malleable Cast Iron	3		406	
	730729	Steel, Stainless; Tube Or Pipe Fittings, N.e.c. In Item No. 7307.2		6		288
	730799	Iron Or Steel; Tube Or Pipe Fittings, N.e.c. In Item No. 7307.9, Other Than Stainless Steel		1		5
	731290	Iron Or Steel; Plaited Bands, Slings And The Like, Not Electrically Insulated		0		6
	731449	Iron Or Steel Wire; Grill, Netting And Fencing, Coated With Materials Other	7		946	
	731815	Iron Or Steel; Threaded Screws And Bolts N.e.c. In Item No. 7318.1, Whether Or Not With The		7		266
	731816	Iron Or Steel; Threaded Nuts		0		3
	731822	Iron Or Steel; Non-threaded Washers, Excluding Spring And Lock		4		48
	731829	Iron Or Steel; Non-threaded Articles, N.e.c. In Item No. 7318.2	156	3	10.541	385
	732393	Steel, Stainless; Table, Kitchen And Other Household Articles And Parts Thereof		0		15
	732690	Iron Or Steel; Articles N.e.c. In Heading 7326	67	56	689	9.762
	740929	Copper; Plates And Sheets, Of A Thickness Exceeding 0.15mm, Of Copper-zi	3	3	2	2
	760611	Aluminium; Plates, Sheets And Strip, Thickness Exceeding 0.2mm, (not Alloy	1		2	
	761699	Aluminium; Articles N.e.c. In Heading 7616		100		470
	820110	Tools, Hand; Spades And Shovels	1		159	
	820190	Tools, Hand; Forks, Scythes, Sickles, Hay Knives, Timber Wedges, And Other	100	12	4.295	316
	820411	Tools, Hand; Hand-operated Spanners And Wrenches (including Torque Meter Wrenches But I		3		4
	820790	Tools, Interchangeable; (for Machine Or Hand Tools, Whether Or Not Power-operated), For Sc		1		6
	821210	Razors		3		206
	821599	Cutlery; Other Than Plated With Precious Metal		2		10
	830140	Locks; (other Than Those For Motor Vehicles Or Furniture), (key, Combination Or Electrically C		11		240
	830170	Keys; Presented Separately, Of Base Metal		30		225.867
	830210	Hinges; Suitable For Furniture, Doors, Staircases, Windows, Blinds, Coachw	13		20	
	830242	Mountings, Fittings And Similar Articles; Suitable For Furniture Of Base Met	4	7	130	165
	830629	Statuettes And Other Ornaments; Of Base Metal Other Than Plated With Precious Metal		19		302
	830630	Photograph, Picture Or Similar Frames, Mirrors; Of Base Metal	1		150	
	830890	Clasps, Frames With Clasps, Buckles, Buckle Clasps; Of Base Metal, Of A Kind Used For Clothing		96		778
	831000	Sign Plates, Name-plates, Address-plates And Similar Plates, Numbers, Letters And Other Syml		0		45
	831110	Electrodes; Coated, Of Base Metal, For Electric Arc-welding	39		124	
	840390	Boilers; Parts Of Central Heating Boilers (excluding Those Of Heading No. 8402)		1		1
	840590	Generators; Parts Of Producer Gas, Water Gas, Acetylene Gas And Similar Water Process Gas (		15		223
	840991	Engines; Parts, Suitable For Use Solely Or Principally With Spark-ignition Int	1	58	31	5.570
	840999	Engines; Parts For Internal Combustion Piston Engines (excluding Spark-ignition)		94		4.265
	841290	Engines; Parts, For Engines And Motors Of Heading No. 8412		2		190
	841320	Pumps; Hand, Fitted Or Designed To Be Fitted With A Measuring Device, Fo	15	11	220	555
	841330	Pumps; Fuel, Lubricating Or Cooling Medium Pumps For Internal Combustic	15	15	3.407	165

https://kalsel.bps.go.id

Tabel 2. Ekspor Provinsi Asal Barang Dirinci Menurut Kode HS6 Digit, 2020—2021

Provinsi Asal	Kode HS 6	Deskripsi HS 6 Digit	Berat Bersih (Kg)		Nilai FOB (US$)	
			2020	2021	2020	2021
(1)	(2)	(3)	(4)	(5)	(6)	(7)
Kalimantan Selatan						
	841360	Pumps; Rotary Positive Displacement Pumps, N.e.c. In Heading No. 8413, For Liquids		175		10.654
	841391	Pumps; Parts Thereof		21		1.843
	841410	Pumps; Vacuum	10		5	
	841420	Pumps; Hand Or Foot-operated Air Pumps	29	70	315	1.638
	841490	Pumps And Compressors; Parts, Of Air Or Vacuum Pumps, Air Or Other Gas	0		217	
	841690	Furnaces; Parts Of Furnace Burners, For Liquid Fuel, Pulverized Solid Fuel O	3		537	
	841989	Machinery, Plant And Laboratory Equipment; For Treating Materials By Change Of Temperatu		1		1
	842121	Machinery; For Filtering Or Purifying Water		0		101
	842123	Machinery; Filtering Or Purifying Machinery, Oil Or Petrol Filters For Interna	371		2.057	
	842131	Machinery; Intake Air Filters For Internal Combustion Engines	26		676	
	842199	Machinery; Parts For Filtering Or Purifying Liquids Or Gases	7	43	1.808	2.082
	842290	Machinery; Parts Of Machinery Of Heading No. 8422	44		6.556	
	842410	Fire Extinguishers; Whether Or Not Charged	3		15	
	842959	Mechanical Shovels, Excavators And Shovel Loaders; N.e.c. In Item No. 8429.50		9.000		10.000
	843149	Machinery; Parts Of Machines Handling Earth, Minerals Or Ores And N.e.c. In Heading No. 843		0		102
	843699	Machinery; Parts Of That Machinery For Agricultural, Horticultural Or Fores	3		329	
	844319	Printing Machinery; Used For Printing By Means Of Plates, Cylinders And Ot	64		2.421	
	844331	Printing, Copying, And Facsimile Machines; Machines Which Perform Two C	1		123	
	844391	Printing Machinery Used For Printing By Means Of Plates, Cylinders And Other Printing Compo		45		2.171
	844399	Printing Machinery; Parts And Accessories, N.e.c. In Item No. 8443.91	9		59	
	844790	Machines; For Making Gimped Yarn, Tulle, Lace, Embroidery, Trimmings, Br	3		53.790	
	845290	Sewing Machines; Furniture, Bases And Covers For Sewing Machines And P	30		106	
	845410	Converters; Of A Type Used In Metallurgy Or In Metal Foundries		3		69
	846599	Machine-tools; For Working Wood, Cork, Bone, Hard Rubber, Hard Plastics	3		10	
	846693	Parts & Accessories Suited For Use Solely/principally With Machines Of Headings 8456-8465; N		1		1
	846890	Machinery And Apparatus; Parts, Soldering, Brazing Or Welding, Whether C	718	824	68.973	32.753
	847130	Automatic Data Processing Machines; Portable, Weighing Not More Than 10kg, Consisting Of		35		2.672
	847141	Automatic Data Processing Machines; Comprising In The Same Housing At Least A Central Proc		8		167
	847160	Units Of Automatic Data Processing Machines; Input Or Output Units, Whet	2	1	1.457	728
	847170	Units Of Automatic Data Processing Machines; Storage Units	10	2	104	90
	847180	Units Of Automatic Data Processing Machines; N.e.c. In Item No. 8471.50, 8	1		51	
	847190	Magnetic Or Optical Readers, Machines For Transcribing Data Onto Data M	14	0	465	52
	847329	Machinery; Parts And Accessories Of The Machines Of Item No. 8470.30. 84	4	6	987	123
	847330	Machinery; Parts And Accessories (other Than Covers, Carrying Cases And T	45	85	1.079	1.649
	847790	Machinery; Parts Of The Machines Of Heading No. 8477, N.e.c. In Item No. 8477.90		4		573
	847982	Machines; For Mixing, Kneading, Crushing, Grinding, Screening, Sifting, Hon	1		84	
	848079	Moulds; For Rubber Or Plastics, Other Than Injection Or Compression Types		33		97
	848110	Valves; Pressure Reducing, For Pipes, Boiler Shells, Tanks, Vats Or The Like	55		2.235	
	848130	Valves; Check (nonreturn) Valves, For Pipes, Boiler Shells, Tanks, Vats Or Th	8	2	1.492	802
	848180	Taps, Cocks, Valves And Similar Appliances; For Pipes, Boiler Shells, Tanks, \	11	30	486	3.515
	848210	Ball Bearings	49		1.550	
	848250	Bearings; Cylindrical Roller Bearings N.e.c. In Heading No. 8482		16		1.059
	848299	Bearings; Parts, (other Than Balls, Needles And Rollers)	6		491	
	848350	Pulleys And Flywheels, Including Pulley Blocks		2		361
	848390	Transmission Components; Toothed Wheels, Chain Sprockets And Other Tr	12		770	
	848420	Seals; Mechanical	1		2	
	848490	Gasket Sets Or Assortments Of Gaskets And Similar Joints; Dissimilar In Com	0	1	421	45
	848790	Machinery Parts; Not Containing Electrical Connectors, Insulators, Coils, Contacts Or Other Ele		2		115
	850110	Electric Motors; Of An Output Not Exceeding 37.5w	35	3	21	14
	850164	Electric Generators; Ac Generators, (alternators), Of An Output Exceeding 7	130		15.099	
	850220	Electric Generating Sets; With Spark-ignition Internal Combustion Piston Engines		4		606
	850421	Electrical Transformers; Liquid Dielectric, Having A Power Handling Capacity	29		307	
	850431	Electrical Transformers; N.e.c. In Item No. 8504.2, Having A Power Handling	3		113	
	850440	Electrical Static Converters	14	28	209	3.072
	850450	Electrical Inductors; N.e.c. In Heading No. 8504	17	11	101	6.598
	850940	Electro-mechanical Domestic Appliances; Food Grinders And Mixers, Fruit Or Vegetable Juice E		3		154
	851762	Communication Apparatus (excluding Telephone Sets Or Base Stations); Ma	1	44	46	188
	851821	Loudspeakers; Single, Mounted In Their Enclosures		1		138
	851890	Microphones, Headphones, Earphones, Amplifier Equipment; Parts Of The Equipment Of Head		7		17
	851920	Sound Recording Or Reproducing Apparatus; Operated By Coins, Banknotes	1		1	

https://kalsel.bps.go.id

Tabel 2. Ekspor Provinsi Asal Barang Dirinci Menurut Kode HS6 Digit, 2020—2021

Provinsi Asal	Kode HS 6	Deskripsi HS 6 Digit	Berat Bersih (Kg)		Nilai FOB (US$)	
			2020	2021	2020	2021
(1)	(2)	(3)	(4)	(5)	(6)	(7)
Kalimantan Selatan						
	852110	Video Recording Or Reproducing Apparatus; Magnetic Tape-type	11	1	100	16
	852290	Sound Or Video Recording Or Reproducing Apparatus; Parts And Accessories Thereof, Other T		3		84
	852321	Magnetic Media; Cards Incorporating A Magnetic Stripe, Whether Or Not R	0	2	1	4
	852329	Magnetic Media; Other Than Cards Incorporating A Magnetic Stripe, Whether Or Not Recorde		7		176
	852341	Optical Media; Unrecorded, Excluding Products Of Chapter 37		1		17
	852349	Optical Media; Recorded, Excluding Products Of Chapter 37		12		303
	852351	Semiconductor Media; Solid-state Non-volatile Storage Devices, Whether Or Not Recorded, Ex		0		1
	852352	Semiconductor Media; Smart Cards, Whether Or Not Recorded, Excluding Products Of Chapte		15		256
	852359	Semiconductor Media; Other Than Smart Cards, Whether Or Not Recorded, Excluding Product		1		26
	852610	Radar Apparatus		1		103
	852691	Radio Navigational Aid Apparatus		1		42
	852712	Radio Broadcast Receivers Capable Of Operating Without An External Powe	1		15	
	852859	Monitors Other Than Cathode-ray Tube; N.e.c. In Subheading 8528.52, Whether Or Not Colou		2		51
	852872	Reception Apparatus For Television, Whether Or Not Incorporating Radio-b	3	6	101	145
	852990	Reception And Transmission Apparatus; For Use With The Apparatus Of Heading No. 8525 To		4		23
	853120	Signalling Apparatus; Electric, Sound Or Visual, Indicator Panels Incorporati	1		18	
	853180	Signalling Apparatus; Electric, Sound Or Visual, Apparatus N.e.c. In Heading	33	21	68	1.853
	853590	Electrical Apparatus; N.e.c. In Heading No. 8535, For Switching Or Protectin	1		2	
	853610	Electrical Apparatus; Fuses, For A Voltage Not Exceeding 1000 Volts		2		1.214
	853670	Connectors For Optical Fibres, Optical Fibre Bundles Or Cables		1		417
	853690	Electrical Apparatus; N.e.c. In Heading No. 8536, For Switching Or Protectin	2	2	126	10
	853710	Boards, Panels, Consoles, Desks And Other Bases; For Electric Control Or The Distribution Of E		2		137
	853720	Boards, Panels, Consoles, Desks And Other Bases; For Electric Control Or Th	4	6	1	2.098
	853810	Electrical Apparatus; Parts (e.g. Boards, Panels, Consoles, Desks, Cabinets, (	288	123	1.589	7.614
	853890	Electrical Apparatus; Parts Suitable For Use Solely Or Principally With The A	33		738	
	853921	Lamps; Filament, (excluding Ultra-violet Or Infra-red), Tungsten Halogen	52		206	
	853939	Lamps; Discharge, (excluding Ultra-violet, Excluding Fluorescent, Hot Catho	2	1	824	10
	853949	Lamps; Ultra-violet Or Infra-red Lamps, (excluding Arc-lamps)		5		59
	854239	Electronic Integrated Circuits; N.e.c. In Heading No. 8542		18		315
	854290	Parts Of Electronic Integrated Circuits	1		21	
	854370	Electrical Machines And Apparatus; Having Individual Functions, Not Specifi	2		215	
	854390	Electrical Machines And Apparatus; Parts Of The Electrical Goods Of Heading No. 8543		112		7.809
	854419	Insulated Electric Conductors; Winding Wire, (of Other Than Copper)		1		1
	860799	Railway Or Tramway Rolling Stock; Parts N.e.c. In Heading No. 8607	1		3	
	870191	Tractors; N.e.c. In Heading No 8701 (other Than Tractors Of Heading No 8709); Of An Engine P		60		60
	870510	Vehicles; Crane Lorries		1		21
	870829	Vehicles; Parts And Accessories, Of Bodies, Other Than Safety Seat Belts	1		1	
	870840	Vehicle Parts; Gear Boxes And Parts Thereof		81		877
	870870	Vehicle Parts; Road Wheels And Parts And Accessories Thereof		1		6
	870894	Vehicle Parts; Steering Wheels, Steering Columns And Steering Boxes; Parts Thereof		9		157
	870899	Vehicle Parts And Accessories; N.e.c. In Heading No. 8708	405	22	17.763	836
	871110	Motorcycles (including Mopeds) And Cycles; Fitted With An Auxiliary Motor	255.300	10	3.756.190	206
	871410	Motorcycles (including Mopeds); Parts And Accessories	28	40	243	980
	871493	Cycles; Parts Thereof, Hubs (other Than Coaster Braking Hubs And Hub Brakes) And Free-whe		2		1
	871494	Cycles; Parts Thereof, Brakes, Including Coaster Braking Hubs And Hub-brakes, And Parts Ther		8		203
	900190	Optical Elements; Lenses N.e.c. In Heading No. 9001, Prisms, Mirrors And Other Optical Eleme		1		13
	901580	Surveying Equipment; Articles N.e.c. In Heading No. 9015, Including Hydrographic, Oceanogra		9		52
	901730	Mathematical Equipment; Micrometers, Callipers And Gauges	17	10	1.403	334
	901819	Medical, Surgical Instruments And Appliances; Electro-diagnostic Apparatus	8		497	
	901890	Medical, Surgical Or Dental Instruments And Appliances; N.e.c. In Heading No. 9018		18		6.131
	902000	Breathing Appliances And Gas Masks; Excluding Protective Masks Having N	50		208	
	902290	Apparatus Based On Use Of X-rays And Similar; Parts And Accessories (x-ray	3		2	
	902511	Thermometers And Pyrometers; Liquid Filled, For Direct Reading, Not Comb	187		2.100	
	902590	Hydrometers And Similar Floating Instruments, Barometers, Hygrometers, Psychrometers, The		1		1
	902610	Instruments And Apparatus; For Measuring Or Checking The Flow Or Level (	46		142	
	902690	Instruments And Apparatus; Parts And Accessories For Those Measuring Or Checking The Flow		12		222
	902720	Chromatographs And Electrophoresis Instruments		10		265
	902830	Meters; Electricity Supply Or Production Meters, Including Calibrating Meters Thereof		4		10.038
	903010	Instruments And Apparatus; For Measuring Or Detecting Ionising Radiations	3		51	
	903089	Instruments And Apparatus; N.e.c. In Heading No. 9030, Without A Recordi	3		1.660	

https://kalsel.bps.go.id

Tabel 2. Ekspor Provinsi Asal Barang Dirinci Menurut Kode HS6 Digit, 2020—2021

Provinsi Asal	Kode HS 6	Deskripsi HS 6 Digit	Berat Bersih (Kg)		Nilai FOB (US$)	
			2020	2021	2020	2021
(1)	(2)	(3)	(4)	(5)	(6)	(7)
Kalimantan Selatan						
	903180	Instruments, Appliances And Machines; For Measuring Or Checking N.e.c. I	49	12	622	12.938
	903289	Regulating Or Controlling Instruments And Apparatus; Automatic, Other Th	3	20	450	154
	910119	Wrist-watches; Electrically Operated, With Or Without A Stop-watch, With	3		147	
	910121	Wrist-watches; (not Electrically Operated), Automatic Winding, Whether Or	3		218	
	910199	Pocket-watches And Other Watches, Including Stop-watches; (excluding Wr	2		86	
	910299	Pocket Watches And Other Watches, Including Stop-watches; (excluding W	1		11	
	920290	Musical Instruments; String, Played Other Than With A Bow (e.g. Guitars And Harps)		2		64
	920790	Musical Instruments; (other Than Keyboard), The Sound Of Which Is Produc	30	1	1.370	16
	940153	Seats; Of Rattan	3	12	16	137
	940169	Seats; With Wooden Frames, Not Upholstered, (excluding Medical, Surgical	54		287	
	940360	Furniture; Wooden, Other Than For Office, Kitchen Or Bedroom Use	195.416	106.926	644.364	378.339
	940383	Furniture; Of Rattan		52		417
	940389	Furniture; Of Cane, Osier, Or Similar Materials (other Than Bamboo Or Rattan)		25		206
	940429	Mattresses; Of Other Materials, Not Cellular Rubber Or Plastics	9		46	
	940490	Bedding And Similar Furnishing Articles; N.e.c. In Heading No. 9404 (e.g. Qu	5		25	
	950300	Tricycles, Scooters, Pedal Cars And Similar Wheeled Toys; Dolls' Carriages; D	82	31	4.529	5.426
	950440	Games; Playing Cards		2		12
	950590	Festive, Carnival Or Other Entertainment Articles Including Novelty Jokes Ar	4		21	
	950631	Golf Clubs; Complete		0		21
	950640	Table-tennis Articles And Equipment	14		400	
	950659	Tennis, Badminton And Similar Racquets; Whether Or Not Strung	4	10	159	2.336
	950699	Equipment For Outdoor Games And Recreation N.e.c. In Heading No. 9506	1	3	26	5
	950710	Fishing Rods		1		31
	950790	Fishing Tackle N.e.c., Butterfly Nets, Decoy Birds (other Than Those Of Head	2		30	
	960321	Brushes; Toothbrushes		1		2
	960340	Brushes; Paint, Distemper, Varnish Or Similar Brushes (not Those Of Item No. 9603.30), Paint		1		2
	960500	Travel Sets; For Personal Toilet, Sewing, Shoe Or Clothes Cleaning	1		6	
	960629	Buttons; Of Other Than Base Metal Or Plastics, Not Covered With Textile Material		4		21
	960719	Slide Fasteners; Other Than Those Fitted With Chain Scoops Of Base Metal		46		2.231
	960720	Slide Fasteners; Parts	2		8	
	960820	Pens; Felt Tipped And Other Porous-tipped Pens And Markers		1		186
	960891	Pens; Nibs And Nib Points		1		16
	961100	Stamps; Date, Numbering, Sealing Stamps And The Like (including Devices For Printing Or Emb		2		42
	961900	Sanitary Towels (pads) And Tampons, Napkins And Napkin Liners For Babies And Similar Articl		6		1
	999910	Postal packages n.c.a.k	2.292	1.558	99.342	28.262
	340211	Organic Surface-active Agents; Anionic (other Than Soap), Whether Or Not	29		16	
	340219	Organic Surface-active Agents; Whether Or Not Put Up For Retail Sale, N.e.c	5		8	
	340220	Washing And Cleaning Preparations; Surface-active, Whether Or Not Contai	1		1	
	382200	Reagents; Diagnostic Or Laboratory Reagents On A Backing And Prepared Diagnostic Or Labora		6		5.213
	382471	Mixtures Containing Halogenated Derivatives Of Methane, Ethane Or Propa	31		64	
	390720	Polyethers; In Primary Forms, Excluding Polyacetals		2		4
	441294	Blockboard, Laminboard And Battenboard (not Bamboo, And Other Than Pl	5.752.113	7.325.244	4.217.901	6.622.937
	441820	Wood; Doors And Their Frames And Thresholds	52.500		81.288	
	442010	Wood; Statuettes And Other Ornaments Of Wood		48		767
	580219	Fabrics; Terry Towelling And Similar Woven Terry Fabrics, Of Cotton, Bleach	6		6	
	741991	Copper; Cast, Moulded, Stamped Or Forged, But Not Further Worked		1		88
	851712	Telephones For Cellular Networks Or For Other Wireless Networks		21		1.318
	851770	Telephone Sets And Other Apparatus For The Transmission Or Reception Of	4	1	336	105
	852580	Television Cameras, Digital Cameras And Video Camera Recorders	5	19	56	21
	854890	Electrical Parts Of Machinery Or Apparatus; N.e.c. In Chapter 85	1		1.366	
	940190	Seat; Parts		2		99
	940390	Furniture; Parts		6		114
	970110	Paintings, Drawings And Pastels; Executed Entirely By Hand, Other Than Dra	4	11	61	94
	970190	Artwork; Collages And Similar Decorative Plaques	69	86	1.700	1.996
	970300	Sculptures And Statuary; Original, In Any Material		16		589
Total Kalimantan Selatan			**113.311.256.934**	**117.345.127.104**	**5.341.300.762**	**9.068.430.985**

https://www.bps.go.id

Tabel 2. Ekspor Provinsi Asal Barang Dirinci Menurut Kode HS6 Digit, 2020—2021

Provinsi Asal	Kode HS 6	Deskripsi HS 6 Digit	Berat Bersih (Kg)		Nilai FOB (US$)	
			2020	2021	2020	2021
(1)	(2)	(3)	(4)	(5)	(6)	(7)
Kalimantan Timur						
	010620	Reptiles; Live (including Snakes And Turtles)	848		2.544	
	030111	Fish; Live, Ornamental, Freshwater	427		4.013	
	030199	Fish; Live, N.e.c. In Heading 0301	47.330	30.178	556.298	516.696
	030229	Fish; Fresh Or Chilled, Flat Fish, N.e.c. In Item No. 0302.2, Excluding Fillets, Fish Meat Of 0304		1.250		350
	030249	Fish; Fresh Or Chilled, N.e.c. In Item No. 0302.4, Excluding Fillets, Fish Mea	79.455	95.752	347.220	391.879
	030289	Fish; Fresh Or Chilled, N.e.c. In Heading 0302, Excluding Fillets, Fish Meat C	290.182	303.318	1.429.332	1.310.420
	030326	Fish; Frozen, Eels (anguilla Spp.), Excluding Fillets, Fish Meat Of 0304, And	11.069		26.703	
	030389	Fish; Frozen, N.e.c. In Heading 0303, Excluding Fillets, Fish Meat Of 0304, A	9.567		21.742	
	030449	Fish Fillets; Fresh Or Chilled, Other Than Fish Of Heading 0304.4	384		3.200	
	030487	Fish Fillets; Frozen, Tunas (of The Genus Thunnus), Skipjack Or Stripe-bellie	1.000		6.416	
	030617	Crustaceans; Frozen, Shrimps And Prawns, Excluding Cold-water Varieties,	2.389.997	2.294.122	29.374.666	27.176.629
	030631	Crustaceans; Live, Fresh Or Chilled, Rock Lobsters And Other Sea Crawfish	1.256	1.127	46.453	52.137
	030633	Crustaceans; Live, Fresh Or Chilled, Crabs, Whether In Shell Or Not	194.417	1.320.688	922.613	10.995.924
	030636	Crustaceans; Live, Fresh Or Chilled, Shrimps And Prawns Excluding Cold-wa	24.840	19.084	170.474	52.745
	030695	Crustaceans; Shrimps And Prawns, Smoked, Cooked Or Not, Whether In Sh	11.981	64.180	31.347	130.475
	030771	Molluscs; Clams, Cockles And Ark Shells (families Arcidae, Arcticidae, Cardiidae, Donacidae, H		290		102
	030791	Molluscs; N.e.c. In Heading 0307, Whether In Shell Or Not, Includes Flours,	10		41	
	030890	Aquatic Invertebrates; Other Than Crustaceans, Molluscs, Sea Urchins, Sea	42		1.885	
	050690	Animal Products; Bones And Horn-cores And Powder Or Waste Of Such, Ur	2		1.230	
	080111	Nuts, Edible; Coconuts, Desiccated	1		2	
	090111	Coffee; Not Roasted Or Decaffeinated		1		3
	090220	Tea, Green; (not Fermented), In Immediate Packings Of A Content Exceedi	7		30	
	090411	Spices; Pepper (of The Genus Piper), Neither Crushed Nor Ground	10.000	5.000	100.600	41.400
	090922	Spices; Coriander Seeds, Crushed Or Ground	206		1.689	
	120710	Oil Seeds; Palm Nuts And Kernels, Whether Or Not Broken	13.300.000	7.550.000	4.732.740	4.446.537
	121190	Plants And Parts (including Seeds And Fruits) N.e.c. In Heading No. 1211, Of A Kind Used Prim		8.600		10.600
	121221	Seaweeds And Other Algae; Fit For Human Consumption, Fresh, Chilled, Fr	331.093	464.562	408.487	586.375
	130190	Natural Gums, Resins, Gum-resins And Oleoresins, N.e.c. In Heading No. 1301		10.000		5.000
	140110	Bamboo Used Primarily For Plaiting		4		83
	140490	Vegetable Products; N.e.c. In Chapter 14	28.494.575	10.818.917	2.665.935	896.893
	151110	Vegetable Oils; Palm Oil And Its Fractions, Crude, Not Chemically Modified	226.913.656		142.696.440	
	151190	Vegetable Oils; Palm Oil And Its Fractions, Other Than Crude, Whether Or I	1.692.552.814	2.810.065.606	1.127.820.742	2.841.218.288
	151321	Vegetable Oils; Palm Kernel Or Babassu Oil And Their Fractions, Crude, Not	9.501.858		6.234.733	
	151329	Vegetable Oils; Palm Kernel Or Babassu Oil And Their Fractions, Other Thar	19.700.524	175.506.605	15.078.696	224.806.594
	151800	Animal Or Vegetable Fats And Oils And Their Fractions; Oxidised, Boiled Or	897.310	432.290	670.334	433.064
	152000	Glycerol, Crude; Glycerol Waters And Glycerol Lyes	29.200.002	94.995.454	6.033.260	54.551.888
	152200	Degras; Residues Resulting From The Treatment Of Fatty Substances Or An	1.449.390	940.000	533.871	658.530
	160521	Crustacean Preparations; Shrimps And Prawns, Prepared Or Preserved, No	40.934	19.800	368.624	189.849
	160529	Crustacean Preparations; Shrimps And Prawns, Prepared Or Preserved, In	130.020	225.731	1.152.107	2.103.097
	160557	Mollusc Preparations; Abalone, Prepared Or Preserved	46.070		986.105	
	190590	Food Preparations; Bakers' Wares N.e.c. In Heading No. 1605, Whether Or Not Containing Co		8		35
	210390	Sauces And Preparations Therefor; Mixed Condiments And Mixed Seasonir	7	2	51	0
	210690	Food Preparations; N.e.c. In Item No. 2106.10		8		72
	230660	Oil-cake And Other Solid Residues; Whether Or Not Ground Or In The Form	40.911.104	57.963.486	7.173.127	8.678.491
	230690	Oil-cake And Other Solid Residues; Whether Or Not Ground Or In The Form	397.276	600.956	158.172	289.160
	252310	Cement Clinkers (whether Or Not Coloured)	338		138	
	270112	Coal; Bituminous, Whether Or Not Pulverised, But Not Agglomerated	47.952.423.543	47.188.673.363	2.550.598.206	4.453.204.318
	270119	Coal; (other Than Anthracite And Bituminous), Whether Or Not Pulverised	164.791.681.731	165.568.226.367	6.460.488.067	12.011.239.288
	270210	Lignite; Whether Or Not Pulverised, But Not Agglomerated, Excluding Jet	19.260.285.000	23.083.478.000	570.883.971	1.295.638.321
	270900	Oils; Petroleum Oils And Oils Obtained From Bituminous Minerals, Crude	29.537.591		7.269.619	
	271019	Petroleum Oils And Oils From Bituminous Minerals, Not Containing Biodies	110.335.852	14.245.612	32.014.811	7.580.366
	271111	Petroleum Gases And Other Gaseous Hydrocarbons; Liquefied, Natural Gas	3.412.618.370	3.475.623.964	1.032.384.593	1.597.751.912
	271390	Residues; Of Petroleum Oils Or Of Oils Obtained From Bituminous Minerals	259.656.835		76.625.293	
	281410	Ammonia; Anhydrous	925.196.709	1.139.508.256	224.726.652	593.781.371
	281820	Aluminium Oxide; Other Than Artificial Corundum	157		2.263	
	282731	Chlorides; Of Magnesium		0		37

https://www.bps.go.id

Tabel 2. Ekspor Provinsi Asal Barang Dirinci Menurut Kode HS6 Digit, 2020—2021

Provinsi Asal	Kode HS 6	Deskripsi HS 6 Digit	Berat Bersih (Kg)		Nilai FOB (US$)	
			2020	2021	2020	2021
(1)	(2)	(3)	(4)	(5)	(6)	(7)
Kalimantan Timur						
	290511	Alcohols; Saturated Monohydric, Methanol (methyl Alcohol)	246.221.245	140.117.412	38.381.823	40.881.838
	290544	Alcohols; Polyhydric, D-glucitol (sorbitol)	4		16	
	291219	Aldehydes; Acyclic, Without Other Oxygen Function, N.e.c. In Item No. 2912.1		830		1.438
	292211	Amino-alcohols, Other Than Those Containing More Than One Kind Of Oxy	29.040		70.034	
	293190	Organo-inorganic Compounds; Other Than Tetramethyl Lead, Tetraethyl Lead, Tributyltin Cor		373		3.284
	300590	Wadding, Gauze, Bandages And Similar Articles; (excluding Adhesive Dressings), Impregnated		1		300
	310210	Fertilizers, Mineral Or Chemical; Nitrogenous, Urea, Whether Or Not In Aq	1.815.860.537	1.565.918.261	440.249.815	604.813.115
	310230	Fertilizers, Mineral Or Chemical; Nitrogenous, Ammonium Nitrate, Whethe	67.032.000	35.689.800	27.635.116	15.561.784
	320990	Paints And Varnishes; (based On Polymers Other Than Acrylic Or Vinyl), Dis	42.000	44.201	1.260	27.579
	340120	Soap; In Forms N.e.c. In Item No. 3401.11	114		378	
	340290	Washing And Cleaning Preparations; Surface-active, Whether Or Not Conta	30		250	
	340319	Lubricating Preparations; (other Than For The Treatment Of Textile And Sir	49		223	
	340399	Lubricating Preparations; Other Than For The Treatment Of Textile And Sin	18.700	60	41.695	565
	340490	Waxes; Artificial And Prepared, Other Than Of Polyethylene Glycol	45		20	
	350510	Dextrins And Other Modified Starches	8.660		14.944	
	350610	Glues Or Adhesives; Prepared, Products Suitable For Use As Glues Or Adhe	27		1.279	
	381090	Fluxes And Other Auxiliary Preparations; For Soldering, Brazing Or Welding, Or Preparations U		0		172
	381190	Oxidation And Gum Inhibitors, Viscosity Improvers, Anti-corrosive Preparat	4.472	14.960	7.924	32.284
	381590	Reaction Initiators, Reaction Accelerators And Catalytic Preparations, Unsupported, N.e.c. Or		172		1.303
	382000	Anti-freezing Preparations And Prepared De-icing Fluids	16.602		10.685	
	382319	Industrial Monocarboxylic Fatty Acids; Acid Oils From Refining; (other Thar	93.118.871	191.455.384	56.758.981	164.996.433
	382440	Cements, Mortars Or Concretes; Their Prepared Additives		4.150		8.914
	382499	Chemical Products, Mixtures And Preparations; N.e.c. Heading 3824	42.400	16.600	138.167	35.212
	382569	Residual Products Of The Chemical Or Allied Industries, Not Elsewhere Spe	9.295.452	16.705.988	9.295	285.942
	382600	Biodiesel And Mixtures Thereof; Not Containing Or Containing Less Than 70% By Weight Of P		48.217.740		51.538.959
	390422	Vinyl Chloride, Other Halogenated Olefin Polymers; Plasticised Poly(vinyl Chloride), In Primar		3		2.188
	390730	Epoxide Resins; In Primary Forms		274		2.307
	391390	Polymers, Natural And Modified Natural; In Primary Forms (excluding Alginic Acid, Its Salts Ar		182		612
	391710	Plastics; Artificial Guts (sausage Casings) Of Hardened Protein Or Of Cellulc	252		1.045	
	391722	Plastics; Tubes, Pipes And Hoses Thereof, Rigid, Of Polymers Of Propylene	1		454	
	391729	Plastics; Tubes, Pipes And Hoses Thereof, Rigid, Of Plastics N.e.c. In Headin	1.410		8.164	
	391732	Plastics; Tubes, Pipes And Hoses Thereof, Other Than Those Of Item No. 39	67		3.521	
	391733	Plastics; Tubes, Pipes And Hoses Thereof, Other Than Those Of Item No. 39	1		409	
	391910	Plastics; Plates, Sheets, Film, Foil, Tape, Strip, Other Flat Shapes Thereof, Self-adhesive, In Ro		44		3.507
	392099	Plastics; Plates, Sheets, Film, Foil And Strip (not Self-adhesive), Of Plastics N	9		571	
	392190	Plastics; Plates, Sheets, Film, Foil And Strip, Other Than Cellular	110	208	738	31.525
	392330	Plastics; Carboys, Bottles, Flasks And Similar Articles, For The Conveyance Or Packing Of Gooc		2		848
	392350	Plastics; Stoppers, Lids, Caps And Other Closures, For The Conveyance Or Packing Of Goods		100		9.239
	392390	Plastics; Articles For The Conveyance Or Packing Of Goods N.e.c. In Headin	19		1.838	
	392630	Plastics; Fittings For Furniture, Coachwork Or The Like	1		153	
	392690	Plastics; Other Articles N.e.c. In Chapter 39	212	2.811	8.470	8.574
	400122	Rubber; Technically Specified Natural Rubber (tsnr), In Primary Forms Or Ir	16.517.375	18.941.580	22.547.122	32.471.827
	400211	Rubber; Synthetic, Styrene-butadiene Rubber (sbr) And Carboxylated Styrene-butadiene Rub		1		0
	400690	Rubber; Unvulcanised, Other Than Camel Back Strips For Retreading Rubbe	2	2	11	7
	400911	Rubber; Vulcanised (other Than Hard Rubber), Tubing, Piping And Hoses, N	569		16.855	
	400912	Rubber; Vulcanised (other Than Hard Rubber), Tubing, Piping And Hoses, Not Reinforced Or C		9		7
	400921	Rubber; Vulcanised (other Than Hard Rubber), Tubing, Piping And Hoses, R	2.982	5	26.255	1.361
	400922	Rubber; Vulcanised (other Than Hard Rubber), Tubing, Piping And Hoses, R	57	246	454	11.116
	400931	Rubber; Vulcanised (other Than Hard Rubber), Tubing, Piping And Hoses, R	158	0	13.546	25
	400932	Rubber; Vulcanised (other Than Hard Rubber), Tubing, Piping And Hoses, R	154		1.154	
	400941	Rubber; Vulcanised (other Than Hard Rubber), Tubing, Piping And Hoses, R	12	990	548	10.208
	400942	Rubber; Vulcanised (other Than Hard Rubber), Tubing, Piping And Hoses, R	1.199	77	31.459	874
	401019	Rubber; Vulcanised, Conveyor Belts Or Belting, (reinforced With Other Tha	1		85	
	401032	Rubber; Vulcanised, Endless Transmission Belts Of Trapezoidal Cross-sectic	8		390	
	401033	Rubber; Vulcanised, Endless Transmission Belts Of Trapezoidal Cross-sectic	28		2.505	
	401039	Rubber; Vulcanised, Conveyor Or Transmission Belts Or Belting, N.e.c. In H	226	10	2.240	290

https://www.bps.go.id

Tabel 2. Ekspor Provinsi Asal Barang Dirinci Menurut Kode HS6 Digit, 2020—2021

Provinsi Asal	Kode HS 6	Deskripsi HS 6 Digit	Berat Bersih (Kg)		Nilai FOB (US$)	
			2020	2021	2020	2021
(1)	(2)	(3)	(4)	(5)	(6)	(7)
Kalimantan Timur						
	401110	Rubber; New Pneumatic Tyres, Of A Kind Used On Motor Cars (including Station Wagons And		1.674		3.428
	401120	Rubber; New Pneumatic Tyres, Of A Kind Used On Buses Or Lorries	89		504	
	401212	Retreaded Tyres; Of A Kind Used On Motor Buses Or Lorries	84		705	
	401220	Rubber; Used Pneumatic Tyres	3.280	1.300	15.724	5.902
	401691	Rubber; Vulcanised (other Than Hard Rubber), Floor Coverings And Mats, (	44		1.354	
	401693	Rubber; Vulcanised (other Than Hard Rubber), Gaskets, Washers And Othe	633	393	80.636	27.548
	401699	Rubber; Vulcanised (other Than Hard Rubber), Articles N.e.c. In Heading N	932	281	25.626	15.587
	420211	Cases And Containers; Trunks, Suit-cases, Vanity-cases, Executive-cases, Brief-cases, School S		7		205
	420299	Cases And Containers; N.e.c. In Heading 4202, Of Vulcanised Fibre Or Of Pa	1		605	
	420310	Apparel; Articles Of Apparel, Of Leather Or Of Composition Leather	20		391	
	420330	Clothing Accessories; Belts And Bandoliers, Of Leather Or Of Composition Leather		64		6.267
	420500	Leather Articles; N.e.c. In Chapter 42, Of Leather Or Composition Leather	4		297	
	440122	Wood; For Fuel, In Chips Or Particles, Non-coniferous, Whether Or Not Agglomerated		573.071.990		34.951.138
	440131	Wood; For Fuel, Sawdust And Wood Waste And Scrap, Agglomerated In Lo	5.000	1.471.000	275	95.615
	440139	Wood; For Fuel, Sawdust And Wood Waste And Scrap, Agglomerated In Logs, Briquettes, Pell		76.000		4.940
	440500	Wood; Wood Wool And Wood Flour	18.000		1.800	
	440722	Wood, Tropical; Virola, Imbuia And Balsa, Sawn Or Chipped Lengthwise, Sliced Or Peeled, Wh		21.992		27.894
	440725	Wood, Tropical; Dark Red Meranti, Light Red Meranti And Meranti Bakau,	84.076	108.997	178.555	330.417
	440729	Wood, Tropical, N.e.c. In Item No. 4407.2, Sawn Or Chipped Lengthwise, Sl	158.395	100.803	107.793	66.723
	440810	Wood; Coniferous, Sheets For Veneering (including Those Obtained By Slic	438.586		475.099	
	440831	Wood, Tropical; As Specified In Subheading Note 2 To This Chapter, Dark R	206.475	196.140	426.505	354.315
	440839	Wood, Of Tropical Wood; As In Subheading Note 2 To This Chapter, N.e.c.	132.200	224.068	65.591	133.182
	440890	Wood; N.e.c. In Heading No. 4408, Sheets For Veneer Or Plywood, Other V	10.487.977	13.031.942	7.561.689	10.037.907
	440910	Wood; Coniferous (including Unassembled Strips And Friezes For Parquet Flooring), Continuo		162.223		87.572
	440922	Wood; Tropical (including Unassembled Strips And Friezes For Parquet Floo	1.258.170	619.496	1.587.649	631.037
	440929	Wood; Non-coniferous, Other Than Bamboo Or Tropical Wood, (including	2.600.922	1.580.910	2.960.994	2.013.491
	441231	Plywood; Consisting Only Of Sheets Of Wood (not Bamboo), Each Ply 6mm	135.129.279	115.623.414	115.244.958	161.955.643
	441234	Plywood; Consisting Only Of Sheets Of Wood (not Bamboo), Each Ply 6mm	775.898	377.411	669.230	276.495
	441239	Plywood; Consisting Only Of Sheets Of Wood (not Bamboo), Each Ply 6mm	40.651.703	17.826.327	35.676.580	15.835.376
	441299	Plywood, Veneered Panels And Similar Laminated Wood (other Than Block	1.875.334	1.705.919	1.572.968	1.580.667
	441899	Wood; Builders' Joinery And Carpentry Of Wood N.e.c. In Heading No. 441	89.705	62.955	116.462	169.154
	442199	Wood; Not Of Bamboo, Articles N.e.c. In Heading No. 4414 To 4420 (exclu	2.379.080	1.879.288	1.379.179	1.438.812
	450410	Cork; Blocks, Plates, Sheets And Strip, Tiles Of Any Shape, Solid Cylinders (i	0		149	
	460122	Plaiting Materials, Plaits And Similar Products Of Plaiting Materials; Mats, M	5		22	
	460219	Basketwork, Wickerwork And Other Articles; Of Vegetable Materials (not B	400		2.212	
	482010	Paper And Paperboard; Registers, Account Books, Note Books, Order Books, Receipt Books, L		30		267
	490110	Printed Matter; In Single Sheets, Whether Or Not Folded	2	1	1	3
	490199	Printed Matter; Books, Brochures, Leaflets And Similar Printed Matter N.e.	12		5	
	490700	Unused Postage, Revenue Or Similar Stamps Of Current Or New Issue In Th	7	1	27	3
	490900	Printed Or Illustrated Postcards; Printed Cards Bearing Personal Greetings, Messages Or Anno		0		1
	491000	Calendars; Printed, Of Any Kind, Including Calendar Blocks	1		5	
	491110	Printed Matter; Trade Advertising Material, Commercial Catalogues And Th	2	2	12	5
	491191	Printed Matter; Pictures, Designs And Photographs, N.e.c. In Item No. 4911.10		1.755		13.558
	491199	Printed Matter; N.e.c. In Heading No. 4911	5		25	
	551219	Fabrics, Woven; Of Synthetic Staple Fibres, Containing 85% Or More By Weight Of Polyester S		2		12
	560890	Twine, Cordage Or Rope; Knotted Netting, Of Other Than Man-made Textiles		1		234
	560900	Yarn; Articles Of Yarn, Strip Or The Like Of Heading No. 5404 And 5405, Tw	165	2	1.400	50
	570310	Carpets And Other Textile Floor Coverings; Tufted, Of Wool Or Fine Animal Hair, Whether Or		16		586
	580620	Fabrics; Narrow (excluding Pile Fabrics), Containing By Weight 5% Or More	11		406	
	590190	Textile Fabrics; Coated With Gum Or Amylaceous Substances, Tracing Clot	2	35	34	361
	610910	T-shirts, Singlets And Other Vests; Of Cotton, Knitted Or Crocheted	78	1	2.111	114
	610990	T-shirts, Singlets And Other Vests; Of Textile Materials (other Than Cotton)	92	1	10.291	21
	611300	Garments Made Up Of Knitted Or Crocheted Fabrics Of Heading No. 5903,	3		56	
	611490	Garments; Of Textile Materials (other Than Cotton Or Man-made Fibres), Knitted Or Crochete		5		102
	611780	Clothing Accessories; Knitted Or Crocheted, N.e.c. In Heading No. 6117	137		2.340	
	620339	Jackets And Blazers; Men's Or Boys', Of Textile Materials N.e.c. In Item No.	1		102	

https://www.bps.go.id

Tabel 2. Ekspor Provinsi Asal Barang Dirinci Menurut Kode HS6 Digit, 2020—2021

Provinsi Asal	Kode HS 6	Deskripsi HS 6 Digit	Berat Bersih (Kg)		Nilai FOB (US$)	
			2020	2021	2020	2021
(1)	(2)	(3)	(4)	(5)	(6)	(7)
Kalimantan Timur						
	620342	Trousers, Bib And Brace Overalls, Breeches And Shorts; Men's Or Boys', Of	102		221	
	620349	Trousers, Bib And Brace Overalls, Breeches And Shorts; Men's Or Boys', Of Textile Materials (		1		29
	620690	Blouses, Shirts And Shirt-blouses; Women's Or Girls', Of Textile Materials N.e.c. In Heading N		15		179
	621050	Garments; Women's Or Girls', N.e.c. In Item No. 6210.3, Of The Fabrics Of Heading No. 5602,		3		35
	621490	Shawls, Scarves, Mufflers, Mantillas, Veils And The Like; Of Textile Materia	150		2.450	
	621790	Clothing; Parts Of Garments Or Of Clothing Accessories, Other Than Those	1		262	
	630491	Furnishing Articles; Excluding Those Of Heading No. 9404, N.e.c. In Headin	1		213	
	630533	Sacks And Bags; Of A Kind Used For The Packing Of Goods, Of Man-made T	35.380		67.344	
	630790	Textiles; Made Up Articles (including Dress Patterns), N.e.c. In Chapter 63,	2.066		8.624	
	630900	Clothing; Worn, And Other Worn Articles	666	1.350	13.383	30.838
	640320	Footwear; With Outer Soles Of Leather, Uppers Consisting Of Leather Straps Across Instep Ar		20		238
	640411	Sports Footwear; Tennis Shoes, Basketball Shoes, Gym Shoes, Training Sho	16		1.092	
	640419	Footwear; (other Than Sportswear), With Outer Soles Of Rubber Or Plastic	18	1	1.352	21
	640420	Footwear; Outer Soles Of Leather Or Composition Leather, Uppers Of Texti	27		1.213	
	650700	Head-bands, Linings, Covers, Hat Foundations, Hat Frames, Peaks And Chinstraps; For Headg		0		21
	680423	Millstones, Grindstones, Grinding Wheels And The Like; Of Natural Stone	2		259	
	681320	Friction Material And Articles Thereof (e.g. Sheets, Rolls, Strips, Segments,	1		746	
	681381	Brake Linings And Pads; With A Basis Of Mineral Substances Or Cellulose (c	176	96	1.509	5.067
	681389	Friction Material And Articles Thereof (e.g. Sheets, Rolls, Strips, Segments,	2		275	
	681599	Stone Articles And Articles Of Other Mineral Substances; N.e.c. Or Includec	1	2	10	49
	690919	Ceramic Wares; For Laboratory, Chemical Or Other Technical Uses, Other Than Articles Havin		7.500		7.866
	691200	Ceramic Tableware, Kitchenware, Other Household Articles And Toilet Articles; Other Than O		122		150
	700721	Glass; Safety Glass, Laminated, Of Size And Shape Suitable For Incorporatic	165		1.821	
	700910	Glass; Rear-view Mirrors For Vehicles	182		3.567	
	700992	Glass Mirrors; Framed, Excluding Rear-view Mirrors For Vehicles		1.233		7.403
	701399	Glassware; N.e.c. In Heading No. 7013, Other Than Of Lead Crystal		635		3.986
	701990	Glass Fibres; N.e.c. In Heading No. 7019		38		3.021
	711311	Jewellery; Of Silver, Whether Or Not Plated Or Clad With Other Precious Metal, And Parts Th		0		4
	711319	Jewellery; Of Precious Metal (excluding Silver) Whether Or Not Plated Or C	2		104	
	711719	Jewellery; Imitation, (excluding Cuff Links And Studs), Of Base Metal, Whether Or Not Plated		1		72
	721049	Iron Or Non-alloy Steel; Flat-rolled, Width 600mm Or More, (not Corrugate	23		693	
	721069	Iron Or Non-alloy Steel; Flat-rolled, Width 600mm Or More, Plated Or Coat	0		22	
	721090	Iron Or Non-alloy Steel; Flat-rolled, Width 600mm Or More, Plated Or Coat	11		1.646	
	721399	Iron Or Non-alloy Steel; Bars And Rods, Hot-rolled, In Irregularly Wound Cc	4		659	
	721691	Iron Or Non-alloy Steel; Angles, Shapes And Sections, N.e.c. In Heading No.	6		913	
	722090	Steel, Stainless; Flat-rolled, Width Less Than 600mm, N.e.c. In Heading No 7220		3		74
	722100	Steel, Stainless; Bars And Rods, Hot-rolled, In Irregularly Wound Coils	83		210	
	722592	Steel, Alloy; Flat-rolled, Width 600mm Or More, N.e.c. In Heading No. 7225	15		891	
	722840	Steel, Alloy; Bars And Rods, Forged	51		187	
	722860	Steel, Alloy; Bars And Rods N.e.c. In Heading No. 7228	456	1.030	7.996	5.996
	730290	Iron Or Steel, Railway Or Tramway Track Construction Material; N.e.c. In Heading No. 7302		1.900		4.093
	730300	Cast Iron; Tubes, Pipes And Hollow Profiles		3.163		7.000
	730419	Iron Or Steel (excluding Cast Iron Or Stainless Steel); Seamless, Line Pipe O	9.285		30.000	
	730431	Iron Or Non-alloy Steel (excluding Cast Iron); Seamless, Cold-drawn Or Colc	10		338	
	730439	Iron Or Non-alloy Steel (excluding Cast Iron); Seamless, (excluding Cold-drawn Or Cold-rolled)		2.058		4.947
	730451	Steel, Alloy (not Stainless Steel); Seamless, Cold-drawn Or Cold-rolled (cold	33.900	14.525	47.850	37.181
	730490	Iron Or Steel (excluding Cast Iron); Seamless, Tubes, Pipes And Hollow Prof	34	265	1.215	725
	730621	Steel, Stainless; Casing And Tubing Of A Kind Used In Drilling For Oil And Ga	90		500	
	730630	Iron Or Non-alloy Steel (excluding Cast Iron); Tubes And Pipes (not Seamle	53		4.575	
	730690	Iron Or Steel (excluding Cast Iron); Tubes, Pipes And Hollow Profiles (not S	0	65	96	339
	730719	Iron Or Steel; Cast Fittings, Other Than Of Non-malleable Cast Iron	3	5	390	122
	730721	Steel, Stainless; Tube Or Pipe Fittings, Flanges, Of Stainless Steel	0	21	227	212
	730723	Steel, Stainless; Tube Or Pipe Fittings, Butt Welding Fittings	15	3.044	221.169	130.395
	730729	Steel, Stainless; Tube Or Pipe Fittings, N.e.c. In Item No. 7307.2	95	81	6.014	9.698
	730792	Iron Or Steel; Tube Or Pipe Fittings, Threaded Elbows, Bends And Sleeves,	550	1.577	39.300	25.067
	730799	Iron Or Steel; Tube Or Pipe Fittings, N.e.c. In Item No. 7307.9, Other Than S	7.359	11.734	180.320	783.840

https://www.bps.go.id

Tabel 2. Ekspor Provinsi Asal Barang Dirinci Menurut Kode HS6 Digit, 2020—2021

Provinsi Asal	Kode HS 6	Deskripsi HS 6 Digit	Berat Bersih (Kg)		Nilai FOB (US$)	
			2020	2021	2020	2021
(1)	(2)	(3)	(4)	(5)	(6)	(7)
Kalimantan Timur						
	730810	Iron Or Steel; Structures And Parts Thereof, Bridges And Bridge-sections		32.000		14.762
	730890	Iron Or Steel; Structures And Parts Thereof, N.e.c. In Heading 7308	29.208		102.113	
	730900	Reservoirs, Tanks, Vats And Similar Containers; For Any Material (excluding	428	7.226	23.592	13.181
	731010	Tanks, Casks, Drums, Cans, Boxes And Similar Containers, For Any Material (excluding Compr		15.609		111.835
	731100	Containers For Compressed Or Liquefied Gas, Of Iron Or Steel	16		1.000	
	731210	Iron Or Steel; Stranded Wire, Ropes And Cables, Not Electrically Insulated	30.148		264.688	
	731449	Iron Or Steel Wire; Grill, Netting And Fencing, Coated With Materials Other Than Zinc Or Plas		300		4.202
	731511	Chain; Articulated Link, Roller, Of Iron Or Steel	3.279	16.426	59.243	168.945
	731512	Chain; Articulated Link, (other Than Roller), Of Iron Or Steel		240		1.518
	731519	Chain; Articulated Link Parts, Of Iron Or Steel	30	92	751	237
	731581	Chain; Stud-link Chain, Of Iron Or Steel	402.080		5.313.588	
	731589	Chain; N.e.c. In Heading No. 7315, Of Iron Or Steel		14.000		56.440
	731590	Chain; Parts N.e.c. In Heading No. 7315, Of Iron Or Steel		53		551
	731600	Iron Or Steel; Anchors, Grapnels And Parts Thereof	49.100		510.351	
	731814	Iron Or Steel; Threaded Self-tapping Screws	3		129	
	731815	Iron Or Steel; Threaded Screws And Bolts N.e.c. In Item No. 7318.1, Wheth	8.794	795	135.426	13.196
	731816	Iron Or Steel; Threaded Nuts	1.277	74	14.966	1.482
	731819	Iron Or Steel; Threaded Screws, Bolts And Nuts N.e.c. In Item No. 7318.1	115	2	2.273	164
	731821	Iron Or Steel; Non-threaded Spring Washers And Other Lock Washers	10		1.925	
	731822	Iron Or Steel; Non-threaded Washers, Excluding Spring And Lock	1.187	201	23.869	12.411
	731823	Iron Or Steel; Non-threaded Rivets	22		1.118	
	731824	Iron Or Steel; Non-threaded Cotters And Cotter-pins	3.248	870	12.886	16.463
	731829	Iron Or Steel; Non-threaded Articles, N.e.c. In Item No. 7318.2	756	4	44.110	2.657
	731940	Safety Pins And Other Pins; Of Iron Or Steel	4	2.451	142	40.127
	732010	Iron Or Steel; Leaf-springs And Leaves Therefor	14.254	8.085	84.727	77.303
	732020	Iron Or Steel; Helical Springs And Leaves For Springs	2.198	164	19.321	2.974
	732090	Iron Or Steel; Springs N.e.c. In Heading No. 7320	16	3	2.623	5
	732391	Cast Iron; Table, Kitchen And Other Household Articles And Parts Thereof,	126		881	
	732599	Iron Or Steel; Cast Articles, Excluding Grinding Balls And Similar Articles Fo	388	123	6.610	2.702
	732619	Iron Or Steel; Articles N.e.c. In Item No. 7326.11, Forged Or Stamped, But I	165		7.447	
	732620	Iron Or Steel; Wire Articles		20.000		14.842
	732690	Iron Or Steel; Articles N.e.c. In Heading 7326	18.938	16.921	73.769	224.914
	740829	Copper; Wire, Of Copper Alloys (other Than Copper-zinc Base Alloys, Copp	0		67	
	740929	Copper; Plates And Sheets, Of A Thickness Exceeding 0.15mm, Of Copper-z	19		706	
	741129	Copper; Tubes And Pipes, Of Copper Alloys (other Than Copper-zinc, Copp	0		85	
	741210	Copper; Tube Or Pipe Fittings (e.g. Couplings, Elbows, Sleeves) Of Refined Copper		8		328
	741220	Copper; Tube Or Pipe Fittings (e.g. Couplings, Elbows, Sleeves) Of Copper A	961		13.522	
	741510	Copper; Nails And Tacks, Drawing Pins, Staples And Similar Articles Of Cop	51		8	
	741529	Copper; Rivets, Cotters, Cotter-pins And Similar Articles, Not Threaded		31		1.171
	741533	Copper; Screws, Bolts And Nuts, Threaded		26		2.715
	741539	Copper; Articles N.e.c. In Heading No. 7415		1		146
	760691	Aluminium; Plates, Sheets And Strip, Thickness Exceeding 0.2mm, Not Allo	0		50	
	760820	Aluminium; Tubes And Pipes, Alloys	13		1.138	
	820220	Tools, Hand; Band Saw Blades		6		65.009
	820299	Tools, Hand; Saw Blades N.e.c. In Heading No. 8202	35		693	
	820320	Tools, Hand; Pliers (including Cutting Pliers), Pincers, Tweezers And Similar	1		272	
	820340	Tools, Hand; Pipe-cutters, Bolt Croppers, Perforating Punches And Similar	1.073		15.730	
	820411	Tools, Hand; Hand-operated Spanners And Wrenches (including Torque M	4		184	
	820412	Tools, Hand; Hand-operated Spanners And Wrenches (including Torque M	143	3.348	5.374	5.261
	820420	Tools, Hand; Interchangeable Spanner Sockets, With Or Without Handles	236	40	3.284	138
	820510	Tools, Hand; Drilling, Threading Or Tapping Tools	773	95	1.738	186
	820559	Tools, Hand; Other Hand Tools (including Glaziers Diamonds), Excluding Ho	326	1	19.273	284
	820590	Tools, Hand; N.e.c. In Heading 8205, Including Anvils, Portable Forges, Han	57	61	4.326	3.089
	820600	Tools, Hand; Two Or More Of Heading No. 8202 To 8205, Put Up In Sets Fo	5		430	
	820719	Tools, Interchangeable; Rock Drilling Or Earth Boring Tools, With Working	24.029	43.275	223.066	295.488
	820790	Tools, Interchangeable; (for Machine Or Hand Tools, Whether Or Not Pow	3	2.002	200	8.312

https://www.bps.go.id

Tabel 2. Ekspor Provinsi Asal Barang Dirinci Menurut Kode HS6 Digit, 2020—2021

Provinsi Asal	Kode HS 6	Deskripsi HS 6 Digit	Berat Bersih (Kg)		Nilai FOB (US$)	
			2020	2021	2020	2021
(1)	(2)	(3)	(4)	(5)	(6)	(7)
Kalimantan Timur						
	820890	Tools; Knives And Cutting Blades, For Machines Or Mechanical Appliances,	0	1	50	895
	820900	Tools; Plates, Sticks, Tips And The Like For Tools, Unmounted, Of Sintered I	191		10.318	
	830120	Locks; Of A Kind Used For Motor Vehicles (key, Combination Or Electrically	248		1.735	
	830140	Locks; (other Than Those For Motor Vehicles Or Furniture), (key, Combinat	8	21	114	251
	830160	Locks; Parts Of Padlocks, Locks, Clasps And Frames With Clasps Incorporati	5		7	
	830170	Keys; Presented Separately, Of Base Metal		1		10
	830210	Hinges; Suitable For Furniture, Doors, Staircases, Windows, Blinds, Coachw	26	2	854	180
	830230	Mountings, Fittings And Similar Articles; For Motor Vehicles, Of Base Metal	349	667	9.779	7.911
	830241	Mountings, Fittings And Similar Articles; Of Base Metal, Suitable For Buildir	107		259	
	830249	Mountings, Fittings And Similar Articles; Suitable For Other Than Buildings	93	24	5.400	791
	830250	Hat-racks, Hat-pegs, Brackets And Similar Fixtures, Of Base Metal	8		466	
	830610	Bells, Gongs And The Like; Non-electric, Of Base Metal	17		36	
	830629	Statuettes And Other Ornaments; Of Base Metal Other Than Plated With P	150		2.324	
	830990	Stoppers; Caps And Lids, Of Base Metal	27	0	1.354	220
	840510	Generators; Producer Gas, Water Gas, Acetylene Gas And Similar Water Process Gas Generat		119		831
	840590	Generators; Parts Of Producer Gas, Water Gas, Acetylene Gas And Similar	13		105	
	840721	Engines; Outboard Motors For Marine Propulsion, Spark-ignition Reciprocating Or Rotary Inte		230		1.960
	840734	Engines; Reciprocating Piston Engines, Of A Kind Used For The Propulsion (	188		5.580	
	840790	Engines; Rotary Internal Combustion Piston Engines, For Other Than Aircra	482	460	733	203
	840810	Engines; For Marine Propulsion, Compression-ignition Internal Combustion Piston Engines (di		180		55
	840820	Engines; Compression-ignition Internal Combustion Piston Engines (diesel Or Semi-diesel Eng		3.500		22.500
	840890	Engines; Compression-ignition Internal Combustion Piston Engines (diesel Or Semi-diesel Eng		4.450		18.541
	840910	Engines; Parts Of Aircraft Engines (spark-ignition Reciprocating Or Rotary Internal Combustion		60		5.000
	840991	Engines; Parts, Suitable For Use Solely Or Principally With Spark-ignition Int	188	646	20.497	1.780
	840999	Engines; Parts For Internal Combustion Piston Engines (excluding Spark-ign	13.114	17.207	622.149	456.401
	841121	Turbo-propellers; Of A Power Not Exceeding 1100kw	400	301	74.653	943.391
	841181	Turbines; Gas-turbines (excluding Turbo-jets And Turbo-propellers), Of A P	1.600		25.000	
	841191	Turbines; Parts Of Turbo-jets And Turbo-propellers	28		28.484	
	841199	Turbines; Parts Of Gas Turbines (excluding Turbo-jets And Turbo-propellers	51		2.975	
	841221	Engines; Hydraulic Power Engines And Motors, Linear Acting (cylinders)	257	15	14.978	36
	841229	Engines; Hydraulic Power Engines And Motors, Other Than Linear Acting (c	405	1.078	6.544	26.881
	841231	Engines; Pneumatic Power Engines And Motors, Linear Acting (cylinders)	44		10.065	
	841239	Engines; Pneumatic Power Engines And Motors, Other Than Linear Acting (	3		1.000	
	841290	Engines; Parts, For Engines And Motors Of Heading No. 8412	2.796	254	6.041	3.607
	841311	Pumps; Fitted Or Designed To Be Fitted With A Measuring Device, For Disp	3		1.522	
	841320	Pumps; Hand, Fitted Or Designed To Be Fitted With A Measuring Device, F	99		4.617	
	841330	Pumps; Fuel, Lubricating Or Cooling Medium Pumps For Internal Combusti	939	6.100	47.481	45.474
	841350	Pumps; Reciprocating Positive Displacement Pumps, N.e.c. In Heading No.	178	1.008	9.040	20.931
	841360	Pumps; Rotary Positive Displacement Pumps, N.e.c. In Heading No. 8413, F	1.420	40	18.486	1.267
	841370	Pumps; Centrifugal, N.e.c. In Heading No. 8413, For Liquids	8.350	8.631	214.120	248.413
	841381	Pumps And Liquid Elevators; N.e.c. In Heading No. 8413	24.856	19.931	208.787	155.220
	841391	Pumps; Parts Thereof	4.217	9.118	22.806	26.979
	841392	Liquid Elevators; Parts Thereof	44		6.329	
	841410	Pumps; Vacuum		285		754
	841420	Pumps; Hand Or Foot-operated Air Pumps		124		746
	841430	Compressors; Of A Kind Used In Refrigerating Equipment	50		360	
	841440	Compressors; Air Compressors Mounted On A Wheeled Chassis For Towing		90		426
	841459	Fans; N.e.c. In Item No. 8414.51	2.245	5	6.064	82
	841480	Pumps And Compressors; For Air, Vacuum Or Gas, N.e.c. In Heading No. 84	3.187	5.052	91.666	159.161
	841490	Pumps And Compressors; Parts, Of Air Or Vacuum Pumps, Air Or Other Ga	349	438	15.926	8.283
	841581	Air Conditioning Machines; Containing A Motor Driven Fan, Other Than Window Or Wall Type		88		112
	841590	Air Conditioning Machines; With Motor Driven Fan And Elements For Temp	84	2	8.160	24
	841620	Furnaces; Furnace Burners, For Pulverized Solid Fuel Or Gas, Including Combination Burners		50		22.500
	841810	Refrigerators And Freezers; Combined Refrigerator-freezers, Fitted With Separate External D		325		661
	841950	Heat Exchange Units; Not Used For Domestic Purposes	3.168	2.593	37.814	66.384
	841990	Machinery, Plant And Laboratory Equipment; Parts Of Equipment For Treat	9		409	

https://www.bps.go.id

Tabel 2. Ekspor Provinsi Asal Barang Dirinci Menurut Kode HS6 Digit, 2020—2021

Provinsi Asal	Kode HS 6	Deskripsi HS 6 Digit	Berat Bersih (Kg)		Nilai FOB (US$)	
			2020	2021	2020	2021
(1)	(2)	(3)	(4)	(5)	(6)	(7)
Kalimantan Timur						
	842112	Centrifuges; Clothes-dryers	1.480		4.267	
	842119	Centrifuges; N.e.c. In Heading No. 8421, Including Centrifugal Dryers (but N	23		4.140	
	842121	Machinery; For Filtering Or Purifying Water	14		373	
	842123	Machinery; Filtering Or Purifying Machinery, Oil Or Petrol Filters For Intern	9.840	1.471	65.188	16.885
	842129	Machinery; For Filtering Or Purifying Liquids, N.e.c. In Item No. 8421.2	11.617	248	73.517	5.332
	842131	Machinery; Intake Air Filters For Internal Combustion Engines	1.482	1.696	61.771	13.399
	842139	Machinery; For Filtering Or Purifying Gases, Other Than Intake Air Filters F	861	224	13.636	8.182
	842191	Centrifuges; Parts Thereof, Including Parts For Centrifugal Dryers	7		475	
	842199	Machinery; Parts For Filtering Or Purifying Liquids Or Gases	2.872	3.379	23.397	37.943
	842290	Machinery; Parts Of Machinery Of Heading No. 8422	4		100	
	842381	Weighing Machines; Having A Maximum Weighing Capacity Not Exceeding	1		1.500	
	842410	Fire Extinguishers; Whether Or Not Charged		50		6.083
	842420	Spray Guns And Similar Appliances	4	4	348	119
	842430	Mechanical Appliances; Steam Or Sand Blasting Machines And Similar Jet Projecting Machine		160		1.913
	842489	Mechanical Appliances; For Projecting, Dispersing Or Spraying Liquids Or Powders, For Other		9.781		407.585
	842490	Mechanical Appliances; Parts Of Machines Projecting, Dispersing Or Sprayi	7.134	7.349	217.608	354.655
	842519	Pulley Tackle And Hoists; Not Powered By An Electric Motor (excluding Skip	34.036	1.322	31.570	28.917
	842531	Winches; Capstans; Powered By An Electric Motor		51.210		112.700
	842539	Winches; Capstans; Not Powered By An Electric Motor		7.500		18.408
	842542	Jacks And Hoists; Hydraulic, Of A Kind Used For Raising Vehicles	36		484	
	842549	Jacks And Hoists; (other Than Hydraulic), Of A Kind Used For Raising Vehicl	77		18.760	
	842619	Cranes; Transporter, Gantry And Bridge Cranes	14.800		148.314	
	842620	Cranes; Tower Cranes		150		710
	842699	Cranes And Derricks; For Other Than Mounting On Road Vehicles, N.e.c. In	2.255		10.300	
	842720	Fork-lift And Other Works Trucks; Fitted With Lifting Or Handling Equipmer	7.020		54.500	
	842790	Fork-lift And Other Works Trucks; Fitted With Lifting Or Handling Equipmer	389.520		1.530.000	
	842820	Elevators And Conveyors; Pneumatic		1.041		14.659
	842833	Elevators And Conveyors; Continuous-action, For Goods Or Materials, Belt Type, N.e.c. In Iter		1		206
	842890	Lifting, Handling, Loading Or Unloading Machinery; N.e.c. In Heading No. 8425, 8426, 8427 O		351		22.027
	842911	Bulldozers And Angledozers; Self-propelled, Track Laying	1.450.000	220.000	2.100.000	296.393
	842919	Bulldozers And Angledozers; Self-propelled, Other Than Track Laying	1.003.400		1.180.840	
	842920	Graders And Levellers	492.000		225.540	
	842952	Mechanical Shovels, Excavators And Shovel Loaders; With A 360 Degree Re	286.320		227.880	
	842959	Mechanical Shovels, Excavators And Shovel Loaders; N.e.c. In Item No. 8429.50		33.020		73.650
	843041	Boring Or Sinking Machinery; Self-propelled, N.e.c. In Heading No. 8430	5.000		70.000	
	843049	Boring And Sinking Machinery; Not Self-propelled	2.700		10.332	
	843050	Machinery; For Handling Earth, Minerals Or Ores, Self-propelled, N.e.c. In Heading No. 8430		42.328		364.033
	843110	Machinery; Parts Of The Machinery Of Heading No. 8425		36.884		275.221
	843120	Machinery; Parts Of The Machinery Of Heading No. 8427		32		891
	843139	Machinery; Parts Of The Machinery Of Heading No. 8428, (other Than Lifts, Skip Hoists Or Esc		1.911		19.133
	843141	Machinery Parts; Buckets, Shovels, Grabs And Grips, For The Machinery Of	1.129	27.049	2.314	115.186
	843142	Machinery Parts; Bulldozer Or Angledozer Blades	765	234	2.421	1.405
	843143	Boring Or Sinking Machinery; Parts Of The Machinery Of Item No. 8430.41	950.924	219.773	4.641.828	2.560.926
	843149	Machinery; Parts Of Machines Handling Earth, Minerals Or Ores And N.e.c.	82.962	17.522	838.418	149.941
	843229	Harrows; (excluding Disc), Scarifiers, Cultivators, Weeders And Hoes		5.190		69.553
	843880	Machinery; Used In The Industrial Preparation Or Manufacture Of Food Or Drink, N.e.c. In He		225		1.120
	844839	Machines; Parts And Accessories Of Machines Or Auxiliary Machinery Of H	30		109	
	844849	Weaving Machines (looms); Parts Including Their Auxiliary Machinery, And	2		6	
	844859	Machines; Parts And Accessories Of Machines Or Auxiliary Machinery Of H	46		978	
	845891	Lathes; For Removing Metal, Numerically Controlled, Other Than Horizont	36		3.304	
	845969	Machine-tools; For Milling By Removing Metal, Not Knee-type, Other Than	58		4.300	
	846031	Machine-tools; Sharpening (tool Or Cutter Grinding) Machines, Numerically Controlled		116		1.487
	846090	Machine-tools; For Deburring, Grinding, Polishing Or Otherwise Finishing N	97		600	
	846630	Parts & Accessories Suited For Use Solely/principally With Machines Of Headings 8456-8465;		39		400
	846719	Tools; For Working In The Hand, Pneumatic, Other Than Rotary Type	16		4.255	
	846729	Tools; For Working In The Hand, With Self-contained Electric Motor; Other	9	21	3.735	7.200

https://www.bps.go.id

Tabel 2. Ekspor Provinsi Asal Barang Dirinci Menurut Kode HS6 Digit, 2020—2021

Provinsi Asal	Kode HS 6	Deskripsi HS 6 Digit	Berat Bersih (Kg)		Nilai FOB (US$)	
			2020	2021	2020	2021
(1)	(2)	(3)	(4)	(5)	(6)	(7)
Kalimantan Timur						
	846789	Tools; For Working In The Hand, (other Than Chain Saws), Hydraulic Or Wit	5	40	662	529
	846792	Tools; For Working In The Hand, Parts Of Pneumatic Tools		227		814
	846799	Tools; For Working In The Hand, Parts Thereof For Other Than Chain Saws And Pneumatic To		12		239
	846820	Machinery And Apparatus; Gas Operated Machinery And Apparatus N.e.c. In Item No. 8468.1		40		142
	846890	Machinery And Apparatus; Parts, Soldering, Brazing Or Welding, Whether (	85	359	11.428	85.019
	847130	Automatic Data Processing Machines; Portable, Weighing Not More Than 1	16		3.222	
	847150	Units Of Automatic Data Processing Machines; Processing Units Other Thai	1	9	119	2.044
	847160	Units Of Automatic Data Processing Machines; Input Or Output Units, Whe	4		758	
	847170	Units Of Automatic Data Processing Machines; Storage Units	1	41	38	9.583
	847180	Units Of Automatic Data Processing Machines; N.e.c. In Item No. 8471.50,	18	5	130	72
	847329	Machinery; Parts And Accessories Of The Machines Of Item No. 8470.30. 8	4		16	
	847330	Machinery; Parts And Accessories (other Than Covers, Carrying Cases And	8	19	5.260	4.534
	847410	Machines; For Sorting, Screening, Separating Or Washing Earth, Stone, Ores Or Other Minera		119.010		80.500
	847490	Machines, For Sorting, Screening, Separating, Washing, Crushing Etc Miner	37.348	4.062	288.181	28.386
	847920	Machinery; For The Extraction Or Preparation Of Animal Or Fixed Vegetable Fats Or Oils		883		10.692
	847989	Machines And Mechanical Appliances; Having Individual Functions, N.e.c. (	36.821	5.733	370.799	501.352
	847990	Machines And Mechanical Appliances; Parts, Of Those Having Individual Fu	25.789	1.991	222.876	66.115
	848110	Valves; Pressure Reducing, For Pipes, Boiler Shells, Tanks, Vats Or The Like	451	0	18.890	147
	848120	Valves; For Oleohydraulic Or Pneumatic Transmissions	35	16	4.170	2.037
	848130	Valves; Check (nonreturn) Valves, For Pipes, Boiler Shells, Tanks, Vats Or Th	37	26	858	1.836
	848140	Valves; Safety Or Relief Valves, For Pipes, Boiler Shells, Tanks, Vats Or The	873	3.012	64.163	189.148
	848180	Taps, Cocks, Valves And Similar Appliances; For Pipes, Boiler Shells, Tanks,	16.139	480	341.512	18.973
	848190	Taps, Cocks, Valves And Similar Appliances; Parts Thereof	1.024	60	49.923	6.519
	848210	Ball Bearings	154	1.171	3.353	30.704
	848220	Bearings; Tapered Roller Bearings, Including Cone And Tapered Roller Asse	799	389	17.604	23.893
	848230	Bearings; Spherical Roller Bearings	70		1.642	
	848240	Bearings; Needle Roller Bearings	58	0	4.573	180
	848250	Bearings; Cylindrical Roller Bearings N.e.c. In Heading No. 8482	91		5.889	
	848280	Bearings; N.e.c. In Heading No. 8482, Including Combined Ball/roller	6.404	143	102.028	6.849
	848299	Bearings; Parts, (other Than Balls, Needles And Rollers)	384	604	52.432	33.052
	848310	Transmission Shafts (including Cam Shafts And Crank Shafts) And Cranks	2.068	9.694	51.963	68.547
	848320	Bearing Housings, Incorporating Ball Or Roller Bearings	41		1.612	
	848330	Bearing Housings, Not Incorporating Ball Or Roller Bearings And Plain Shaft	682	68.979	35.048	75.931
	848340	Gears And Gearing; (not Toothed Wheels, Chain Sprockets And Other Tran	10.383	12.487	53.238	356.747
	848350	Pulleys And Flywheels, Including Pulley Blocks	860		19.737	
	848360	Clutches And Shaft Couplings (including Universal Joints)		17		1.881
	848390	Transmission Components; Toothed Wheels, Chain Sprockets And Other Tı	703	500	64.104	11.285
	848410	Gaskets And Similar Joints; Of Metal Sheeting Combined With Other Mater	932	309	32.010	20.524
	848420	Seals; Mechanical	708	3	6.017	7
	848490	Gasket Sets Or Assortments Of Gaskets And Similar Joints; Dissimilar In Cor	2.231	104	37.544	7.373
	848690	Machines And Apparatus Of Heading 8486; Parts And Accessories	36		36	
	848710	Ships' Or Boats' Propellers And Blades Therefor	417		14.200	
	848790	Machinery Parts; Not Containing Electrical Connectors, Insulators, Coils, Cc	69	31	4.011	961
	850110	Electric Motors; Of An Output Not Exceeding 37.5w	2.992	2	20.676	124
	850120	Electric Motors; Universal Ac/dc Of An Output Exceeding 37.5w	49		73	
	850131	Electric Motors And Generators; Dc, Of An Output Not Exceeding 750w	56	1	4.239	339
	850132	Electric Motors And Generators; Dc, Of An Output Exceeding 750w But Not	70	760	500	2.413
	850133	Electric Motors And Generators; Dc, Of An Output Exceeding 75kw But Not Exceeding 375kw		912		1.815
	850140	Electric Motors; Ac Motors, Single-phase	6		3.076	
	850153	Electric Motors; Ac Motors, Multi-phase, Of An Output Exceeding 75kw	29.478		30.000	
	850161	Generators; Ac Generators, (alternators), Of An Output Not Exceeding 75k	8		365	
	850211	Electric Generating Sets; With Compression-ignition Internal Combustion P	65.550	515	109.079	7.000
	850213	Electric Generating Sets; With Compression-ignition Internal Combustion Piston Engines (dies		104.785		416.220
	850300	Electric Motors And Generators; Parts Suitable For Use Solely Or Principally	52	240	2.371	2.048
	850431	Electrical Transformers; N.e.c. In Item No. 8504.2, Having A Power Handlin	62	1	593	33
	850440	Electrical Static Converters	3	147	2.039	226

https://www.bps.go.id

Tabel 2. Ekspor Provinsi Asal Barang Dirinci Menurut Kode HS6 Digit, 2020—2021

Provinsi Asal	Kode HS 6	Deskripsi HS 6 Digit	Berat Bersih (Kg)		Nilai FOB (US$)	
			2020	2021	2020	2021
(1)	(2)	(3)	(4)	(5)	(6)	(7)
Kalimantan Timur						
	850450	Electrical Inductors; N.e.c. In Heading No. 8504	2		210	
	850490	Electrical Transformers, Static Converters And Inductors; Parts Thereof	900	2.355	20.739	117.558
	850590	Magnets; Electro-magnets, Holding Devices And Parts N.e.c. In Heading No	38		2.221	
	850650	Cells And Batteries; Primary, Lithium	2	8	3.406	3.917
	850710	Electric Accumulators; Lead-acid, Of A Kind Used For Starting Piston Engine	1.375		25.339	
	851110	Ignition Or Starting Equipment; Spark Plugs, Of A Kind Used For Spark Or C	8		138	
	851120	Ignition Or Starting Equipment; Ignition Magnetos, Magneto-dynamos And Magnetic Flywhee		34		2.000
	851140	Ignition Or Starting Equipment; Starter Motors And Dual Purpose Starter-g	374		18.083	
	851190	Ignition Or Starting Equipment; Parts Of The Equipment Of Heading No. 85	952	2.358	15.273	85.554
	851220	Lighting Or Visual Signalling Equipment; Electrical, Of A Kind Used On Motc	139	15	8.113	913
	851230	Sound Signalling Equipment; Electrical, Used On Cycles Or Motor Vehicles (	56	2	875	50
	851240	Windscreen Wipers, Defrosters And Demisters; Electrical, Of Kinds Used Fc	189		4.208	
	851290	Lighting Or Signalling Equipment; Electrical, (excluding Articles Of Heading	105		2.613	
	851690	Electro-thermic Appliances; Parts, Of Heating Resistors, Of Water, Space Ai	513		8.527	
	851762	Communication Apparatus (excluding Telephone Sets Or Base Stations); M	102	11	10.045	387
	851769	Communication Apparatus (excluding Telephone Sets Or Base Stations); M	269	835	12.395	20.623
	851830	Headphones And Earphones, Whether Or Not Combined With A Micropho	1	3	54	25
	852329	Magnetic Media; Other Than Cards Incorporating A Magnetic Stripe, Whet	3		3	
	852341	Optical Media; Unrecorded, Excluding Products Of Chapter 37	1		1	
	852349	Optical Media; Recorded, Excluding Products Of Chapter 37	16	3	2.500	104
	852380	Media N.e.c. In Heading 8523, Whether Or Not Recorded, Excluding Produ	8		649	
	852610	Radar Apparatus	93		374	
	852691	Radio Navigational Aid Apparatus	6	3	307	2.000
	852852	Monitors; Other Than Cathode-ray Tube; Capable Of Directly Connecting To And Designed Fo		4		2.333
	852859	Monitors Other Than Cathode-ray Tube; N.e.c. In Subheading 8528.52, Wh	5		2.789	
	852872	Reception Apparatus For Television, Whether Or Not Incorporating Radio-b	1	141	50	3.621
	852910	Reception And Transmission Apparatus; Aerials And Aerial Reflectors Of Al	18		141	
	852990	Reception And Transmission Apparatus; For Use With The Apparatus Of He	0	1	85	109
	853110	Signalling Apparatus; Electric, Sound Or Visual, Burglar Or Fire Alarms And Similar, Other Thai		9		7.277
	853120	Signalling Apparatus; Electric, Sound Or Visual, Indicator Panels Incorporating Liquid Crystal D		7		1.163
	853180	Signalling Apparatus; Electric, Sound Or Visual, Apparatus N.e.c. In Heading No. 8531, Excludi		17		7.845
	853190	Signalling Apparatus; Parts Of The Electric, Sound Or Visual Apparatus Of H	37		441	
	853340	Electrical Resistors; Variable, Including Rheostats And Potentiometers (excluding Heating)		1		336
	853510	Electrical Apparatus; Fuses, For A Voltage Exceeding 1000 Volts	42		166	
	853521	Electrical Apparatus; Automatic Circuit Breakers, For A Voltage Exceeding 1000 Volts But Less		8		389
	853590	Electrical Apparatus; N.e.c. In Heading No. 8535, For Switching Or Protecti	420	134	3.546	3.418
	853610	Electrical Apparatus; Fuses, For A Voltage Not Exceeding 1000 Volts	336		33.162	
	853641	Electrical Apparatus; Relays, (for A Voltage Not Exceeding 60 Volts)	2	1	1.342	1.390
	853649	Electrical Apparatus; Relays, For A Voltage Exceeding 60 Volts	210	3	2.839	543
	853650	Electrical Apparatus; Switches N.e.c. In Heading No. 8536, For A Voltage N	456	114	4.431	2.283
	853661	Electrical Apparatus; Lamp-holders, For A Voltage Not Exceeding 1000 Volt	10		6	
	853669	Electrical Apparatus; Plugs And Sockets, For A Voltage Not Exceeding 1000 Volts		1		1.460
	853670	Connectors For Optical Fibres, Optical Fibre Bundles Or Cables	1		140	
	853690	Electrical Apparatus; N.e.c. In Heading No. 8536, For Switching Or Protecti	316	103	9.343	2.070
	853710	Boards, Panels, Consoles, Desks And Other Bases; For Electric Control Or Tl	799	5.812	25.635	24.560
	853720	Boards, Panels, Consoles, Desks And Other Bases; For Electric Control Or Tl	451		2.012	
	853810	Electrical Apparatus; Parts (e.g. Boards, Panels, Consoles, Desks, Cabinets,	274	8	17.421	1.013
	853890	Electrical Apparatus; Parts Suitable For Use Solely Or Principally With The A	101	20	1.177	5.973
	853910	Lamps; Sealed Beam Units	417	9	7.337	1.110
	853921	Lamps; Filament, (excluding Ultra-violet Or Infra-red), Tungsten Halogen	6		1	
	853929	Lamps; Filament, (excluding Ultra-violet Or Infra-red), N.e.c. In Item No. 85	177	4	8.359	2.177
	854231	Electronic Integrated Circuits; Processors And Controllers, Whether Or Not Combined With M		12		345
	854232	Electronic Integrated Circuits; Memories		16		439
	854233	Electronic Integrated Circuits; Amplifiers	25		589	
	854290	Parts Of Electronic Integrated Circuits		8		255
	854310	Electrical Machines And Apparatus; Particle Accelerators		12		1.338
	854370	Electrical Machines And Apparatus; Having Individual Functions, Not Speci	45	1	11.287	1.377

https://www.bps.go.id

Tabel 2. Ekspor Provinsi Asal Barang Dirinci Menurut Kode HS6 Digit, 2020—2021

Provinsi Asal	Kode HS 6	Deskripsi HS 6 Digit	Berat Bersih (Kg)		Nilai FOB (US$)	
			2020	2021	2020	2021
(1)	(2)	(3)	(4)	(5)	(6)	(7)
Kalimantan Timur						
	854419	Insulated Electric Conductors; Winding Wire, (of Other Than Copper)	2	0	3.846	1.078
	854420	Insulated Electric Conductors; Co-axial Cable And Other Co-axial Electric Conductors		10		26
	854430	Insulated Electric Conductors; Ignition Wiring Sets And Other Wiring Sets C	547	82	38.218	3.713
	854442	Insulated Electric Conductors; For A Voltage Not Exceeding 1000 Volts, Fitt	230	91	18.982	15.953
	854449	Insulated Electric Conductors; For A Voltage Not Exceeding 1000 Volts, Not	252	117	17.228	3.642
	854460	Insulated Electric Conductors; For A Voltage Exceeding 1000 Volts		129.248		2.748.018
	854470	Insulated Electric Conductors; Optical Fibre Cables	45	4	25.787	572
	854520	Carbon Brushes; With Or Without Metal, Used For Electrical Purposes	1		270	
	854720	Insulating Fittings; Of Plastics, For Electrical Machines, Of Insulating Materi	0		78	
	860719	Railway Or Tramway Locomotives Or Rolling Stock; Parts, Axles And Wheel	115		1.975	
	860900	Containers; (including Containers For Transport Of Fluids) Specially Designe	193.029	351.409	646.803	2.671.998
	870195	Tractors; N.e.c. In Heading No 8701 (other Than Tractors Of Heading No 8709); Of An Engine		49.210		546.980
	870421	Vehicles; Compression-ignition Internal Combustion Piston Engine (diesel Or Semi-diesel), For		4.016		9.230
	870790	Vehicles; Bodies (including Cabs) For The Motor Vehicles Of Heading No. 8701, 8702, 8704 Or		80		284
	870810	Vehicles; Bumpers And Parts Thereof, For The Vehicles Of Heading No. 870	238		2.390	
	870821	Vehicles; Parts Of Bodies, Safety Seat Belts	14		1.394	
	870829	Vehicles; Parts And Accessories, Of Bodies, Other Than Safety Seat Belts	2.769	12.000	94.426	34.883
	870830	Vehicle Parts; Brakes, Servo-brakes And Parts Thereof	2.136	35	46.055	675
	870840	Vehicle Parts; Gear Boxes And Parts Thereof	6.509	10	159.906	9
	870850	Vehicle Parts; Drive-axles With Differential, Whether Or Not Provided With	11.155	2.885	109.525	26.830
	870870	Vehicle Parts; Road Wheels And Parts And Accessories Thereof	1.259	50.000	9.535	281.627
	870880	Vehicle Parts; Suspension Systems And Parts Thereof (including Shock-absc	2.073	8.274	31.414	55.418
	870891	Vehicle Parts; Radiators And Parts Thereof	458	148	22.786	4.758
	870892	Vehicle Parts; Silencers (mufflers) And Exhaust Pipes; Parts Thereof	3.418	185	54.581	8.610
	870893	Vehicle Parts; Clutches And Parts Thereof	597		73.647	
	870894	Vehicle Parts; Steering Wheels, Steering Columns And Steering Boxes; Part	587		18.280	
	870895	Vehicle Parts; Safety Airbags With Inflater System; Parts Thereof	13		1.593	
	870899	Vehicle Parts And Accessories; N.e.c. In Heading No. 8708	68.103	17.892	1.647.368	460.455
	870990	Vehicles; Parts Of The Vehicles Of Heading No. 8709		1		1
	871410	Motorcycles (including Mopeds); Parts And Accessories	4	11	151	468
	871499	Cycles; Parts Thereof, N.e.c. In Item No. 8714.9	9		1.133	
	890110	Cruise Ships, Excursion Boats And Similar Vessels, Principally Designed For The Transport Of P		465.000		2.287.000
	890190	Vessels; N.e.c. In Heading No. 8901, For The Transport Of Goods And Othe	202.000	343.000	2.408.179	1.200.000
	890400	Tugs And Pusher Craft	128.000	77.000	715.000	630.000
	890710	Rafts; Inflatable	139		10.000	
	890790	Floating Structures; Tanks, Coffer-dams, Landing Stages, Buoys And Beacor	318.473	65.973	3.572.121	317.027
	900410	Sunglasses; Corrective, Protective Or Other	4		254	
	900699	Photographic Flashlight Apparatus; Parts And Accessories, For Other Than	5.590		70.776	
	901480	Navigational Instruments And Appliances; For Navigation Other Than Aero	399		1.608	
	901490	Navigational Instruments And Appliances; Parts And Accessories	10		94	
	901510	Rangefinders		6.420		385.684
	901580	Surveying Equipment; Articles N.e.c. In Heading No. 9015, Including Hydro	1.174	3.034	11.532	10.846
	901590	Surveying Equipment; Parts And Accessories For Articles Of Heading No. 90	103	2.489	14.955	330.801
	901730	Mathematical Equipment; Micrometers, Callipers And Gauges	30	9	230	216
	901819	Medical, Surgical Instruments And Appliances; Electro-diagnostic Apparatu	3		120	
	901890	Medical, Surgical Or Dental Instruments And Appliances; N.e.c. In Heading	18		6.388	
	902000	Breathing Appliances And Gas Masks; Excluding Protective Masks Having N	29		1.108	
	902219	Apparatus Based On The Use Of X-rays, Including Radiography Or Radiothe	3		142	
	902290	Apparatus Based On Use Of X-rays And Similar; Parts And Accessories (x-ray Generators, Tube		30		19.072
	902480	Machines And Appliances; For Testing The Hardness, Strength, Compressib	2.013		296	
	902519	Thermometers And Pyrometers; (other Than Liquid Filled, For Direct Readi	20	1	1.524	650
	902580	Hydrometers And Similar Floating Instruments, Barometers, Hygrometers, Psychrometers, Th		140		4.194
	902590	Hydrometers And Similar Floating Instruments, Barometers, Hygrometers,	0	2	130	39
	902610	Instruments And Apparatus; For Measuring Or Checking The Flow Or Level	83		1.759	
	902620	Instruments And Apparatus; For Measuring Or Checking Pressure	240	1	3.188	188
	902680	Instruments And Apparatus; For Measuring Or Checking Variables Of Liquic	50	60	133	21.607
	902690	Instruments And Apparatus; Parts And Accessories For Those Measuring O	217	35	32.787	12.831
	902710	Instruments And Apparatus; Gas Or Smoke Analysis Apparatus, For Physical Or Chemical Anal		13		2.574
	902720	Chromatographs And Electrophoresis Instruments		60		400
	902730	Spectrometers, Spectrophotometers And Spectrographs; Using Optical Radiations (uv, Visible		50		4.410

https://www.bps.go.id

Tabel 2. Ekspor Provinsi Asal Barang Dirinci Menurut Kode HS6 Digit, 2020—2021

Provinsi Asal	Kode HS 6	Deskripsi HS 6 Digit	Berat Bersih (Kg)		Nilai FOB (US$)	
			2020	2021	2020	2021
(1)	(2)	(3)	(4)	(5)	(6)	(7)
Kalimantan Timur						
	902750	Instruments And Apparatus; Using Optical Radiations (uv, Visible, Ir), (othe	8		159	
	902790	Microtomes And Parts And Accessories Thereof	344	38	155.392	5.831
	902820	Meters; Liquid Supply Or Production Meters, Including Calibrating Meters Thereof		7		165
	902910	Meters And Counters; Revolution Counters, Production Counters, Taximet	0		56	
	902920	Meters; Speed Indicators And Tachometers; Stroboscopes	151		9.994	
	902990	Meters And Counters; Parts And Accessories For Revolution And Productio	13		20.760	
	903010	Instruments And Apparatus; For Measuring Or Detecting Ionising Radiations		3		2.850
	903031	Multimeters; For Measuring Or Checking Voltage, Current, Resistance Or P	0	3	214	490
	903039	Instruments And Apparatus; For Measuring Or Checking Voltage, Current, Resistance Or Pow		77		9.350
	903089	Instruments And Apparatus; N.e.c. In Heading No. 9030, Without A Record	45		26.850	
	903090	Instruments, Apparatus For Measuring, Checking Electrical Quantities, Not	1	114	10	4.804
	903180	Instruments, Appliances And Machines; For Measuring Or Checking N.e.c.	5.506	49	25.554	11.298
	903190	Instruments, Appliances And Machines; Parts And Accessories For Those N	261	10	8.731	3.776
	903210	Regulating Or Controlling Instruments And Apparatus; Automatic Type, Th	0	0	36	97
	903289	Regulating Or Controlling Instruments And Apparatus; Automatic, Other Th	97	1.709	26.900	3.646
	903290	Regulating Or Controlling Instruments And Apparatus; Automatic, Parts An	16		16.639	
	903300	Machines And Appliances, Instruments Or Apparatus Of Chapter 90; Parts And Accessories N		111		1.370
	910690	Time Recording Apparatus; With Clock Or Watch Movement Or With Synch	210		8.590	
	940120	Seats; Of A Kind Used For Motor Vehicles	283		11.207	
	940180	Seats; N.e.c. In Heading No. 9401, (excluding Medical, Surgical, Dental, Veterinary Or Barber		1.161		8.962
	940382	Furniture; Of Bamboo		3		42
	940389	Furniture; Of Cane, Osier, Or Similar Materials (other Than Bamboo Or Rat	1.100	310	34.044	1.505
	940421	Mattresses; Of Cellular Rubber Or Plastics, Whether Or Not Covered	24		622	
	940490	Bedding And Similar Furnishing Articles; N.e.c. In Heading No. 9404 (e.g. Q	24	1	3.132	36
	940599	Lamps And Light Fittings; Parts Thereof, Of Materials Other Than Glass Or	0		26	
	940690	Buildings; Prefabricated, Not Of Wood		18.000		225.000
	950691	Athletics And Gymnastics Equipment	301		1.590	
	960350	Brushes; Constituting Parts Of Machines, Appliances Or Vehicles		12		860
	960830	Pens; Fountain, Stylograph And Other Pens	98		682	
	999910	Postal packages n.c.a.k	2.945	999	123.788	26.319
	382200	Reagents; Diagnostic Or Laboratory Reagents On A Backing And Prepared Diagnostic Or Labo		14		3.094
	440140	Wood; For Fuel, Sawdust And Wood Waste And Scrap, Not Agglomerated	130.000	162.758	13.000	15.925
	441294	Blockboard, Laminboard And Battenboard (not Bamboo, And Other Than F	7.100.450	6.000.489	8.304.722	8.744.108
	442010	Wood; Statuettes And Other Ornaments Of Wood	418		288	
	490599	Maps And Hydrographic Or Similar Charts; (printed Other Than In Book For	10		76	
	620119	Coats; Men's Or Boys', Overcoats, Raincoats, Car-coats, Capes, Cloaks And	94		1.500	
	741999	Copper; Articles N.e.c. In Heading No. 7419	3	0	791	38
	846229	Machine-tools; Bending, Folding, Straightening Or Flattening Machines (inc	1.364		17.736	
	851430	Furnaces And Ovens; Electric, For Industrial Or Laboratory Use, Other Than Those Functioning		29		1.877
	851712	Telephones For Cellular Networks Or For Other Wireless Networks		20		721
	851770	Telephone Sets And Other Apparatus For The Transmission Or Reception C	988	6	6.424	1.568
	852580	Television Cameras, Digital Cameras And Video Camera Recorders	116		882	
	854890	Electrical Parts Of Machinery Or Apparatus; N.e.c. In Chapter 85	63		449	
	880310	Aircraft And Spacecraft; Propellers And Rotors And Parts Thereof	28		120	
	880330	Aircraft And Spacecraft; Parts Of Aeroplanes Or Helicopters N.e.c. In Headi	1.285	345	28.517	169.120
	890392	Motorboats; (other Than Outboard Motorboats), For Pleasure Or Sports, Other Than Inflatab		725		9.800
	940540	Lamps And Light Fittings; Electric, N.e.c. In Heading No. 9405	20	45	13	540
	902780	Instruments And Apparatus; For Physical Or Chemical Analysis, For Measuring Or Checking Vi		6		0
	940190	Seat; Parts	388		20.863	
	940510	Chandeliers And Other Electric Ceiling Or Wall Light Fittings; Excluding Tho	150		147	
	940520	Lamps, Electric; Floor-standing Or For Table, Desk Or Bedside	10		745	
	970110	Paintings, Drawings And Pastels; Executed Entirely By Hand, Other Than Dr	195		9.508	
	970300	Sculptures And Statuary; Original, In Any Material	5		144	
	850740	Electric Accumulators; Nickel-iron, Including Separators, Whether Or Not R	38		1.000	
Total Kalimantan Timur			**241.267.153.364**	**246.387.905.851**	**13.100.778.367**	**24.312.752.764**

https://www.bps.go.id

Tabel 2. Ekspor Provinsi Asal Barang Dirinci Menurut Kode HS6 Digit, 2020—2021

Provinsi Asal	Kode HS 6	Deskripsi HS 6 Digit	Berat Bersih (Kg)		Nilai FOB (US$)	
			2020	2021	2020	2021
(1)	(2)	(3)	(4)	(5)	(6)	(7)
Kalimantan Utara						
	010511	Poultry; Live, Fowls Of The Species Gallus Domesticus, Weighing Not More Th	600		698	
	030111	Fish; Live, Ornamental, Freshwater	500		1.614	
	030119	Fish; Live, Ornamental, Other Than Freshwater		190		769
	030199	Fish; Live, N.e.c. In Heading 0301	51.500	95.800	424.312	825.568
	030232	Fish; Fresh Or Chilled, Yellowfin Tunas (thunnus Albacares), Excluding Fillets,	1.376	4.559	2.511	9.502
	030233	Fish; Fresh Or Chilled, Skipjack Or Stripe-bellied Bonito, Excluding Fillets, Fish Meat Of 0304, Ar		2.500		2.617
	030234	Fish; Fresh Or Chilled, Bigeye Tunas (thunnus Obesus), Excluding Fillets, Fish Meat Of 0304, An		2.000		2.472
	030239	Fish; Fresh Or Chilled, Tuna, N.e.c. In Item No. 0302.3, Excluding Fillets, Fish M	3.590		9.762	
	030242	Fish; Fresh Or Chilled, Anchovies (engraulis Spp.), Excluding Fillets, Fish Meat	450		1.559	
	030249	Fish; Fresh Or Chilled, N.e.c. In Item No. 0302.4, Excluding Fillets, Fish Meat C	193.023	237.650	337.692	317.672
	030271	Fish; Fresh Or Chilled, Tilapias (oreochromis Spp.), Excluding Fillets, Fish Mea	300	1.950	320	1.625
	030279	Fish; Fresh Or Chilled, Nile Perch (lates Niloticus) And Snakeheads (channa Sp	3.940	10.385	4.153	13.144
	030282	Fish; Fresh Or Chilled, Rays And Skates (rajidae), Excluding Fillets, Fish Meat C	5.200	8.800	9.636	5.039
	030289	Fish; Fresh Or Chilled, N.e.c. In Heading 0302, Excluding Fillets, Fish Meat Of (	4.521.196	6.816.403	7.377.044	11.121.650
	030326	Fish; Frozen, Eels (anguilla Spp.), Excluding Fillets, Fish Meat Of 0304, And Ed	74.857	26.115	106.357	32.038
	030349	Fish; Frozen, Tuna, N.e.c. In Item No. 0303.4, Excluding Fillets, Fish Meat Of 0	1.538		3.001	
	030354	Fish; Frozen, Mackerel (scomber Scombrus, Scomber Australasicus, Scomber	200		224	
	030359	Fish; Frozen, N.e.c. In Item No. 0303.5, Excluding Fillets, Fish Meat Of 0304, A	68.503	14.820	179.782	28.895
	030389	Fish; Frozen, N.e.c. In Heading 0303, Excluding Fillets, Fish Meat Of 0304, Anc	546.255	893.339	633.810	1.108.022
	030391	Fish; Frozen, Livers, Roes And Milt		51.300		218.317
	030449	Fish Fillets; Fresh Or Chilled, Other Than Fish Of Heading 0304.4		400		276
	030499	Fish Meat, Excluding Fillets, Whether Or Not Minced; Frozen, N.e.c. In Item No. 0304.9		15.500		7.426
	030520	Fish; Livers, Roes And Milt Of Fish, Dried, Smoked, Salted Or In Brine	125.500	194.750	1.947.314	4.248.800
	030539	Fish Fillets; Dried, Salted Or In Brine, But Not Smoked, N.e.c. In Item No. 0305	200		691	
	030554	Dried Herrings, Anchovies, Sardines, Sardinella, Brisling Or Sprats, Mackerel (	12.534		22.875	
	030559	Fish; Dried, Whether Or Not Salted But Not Smoked, Other Than Edible Fish C	56.998	67.264	241.505	310.430
	030563	Fish; Salted Or In Brine, Not Dried Or Smoked, Other Than Edible Fish Offal, A	86.504		202.447	
	030572	Fish; Edible Offal, Fish Heads, Tails And Maws	1.994	65	137.695	13.650
	030611	Crustaceans; Frozen, Rock Lobsters And Other Sea Crawfish (palinurus Spp., Panulirus Spp., Jas		300		6.339
	030614	Crustaceans; Frozen, Crabs, In Shell Or Not, Smoked, Cooked Or Not Before C	43.030	4.800	372.630	37.626
	030617	Crustaceans; Frozen, Shrimps And Prawns, Excluding Cold-water Varieties, In	7.946.108	7.709.414	87.365.319	90.853.360
	030619	Crustaceans; Frozen, N.e.c. In Item No. 0306.1, In Shell Or Not, Smoked, Cool	12.323		92.508	
	030632	Crustaceans; Live, Fresh Or Chilled, Lobsters (homarus Spp.), Whether In She	16		117	
	030633	Crustaceans; Live, Fresh Or Chilled, Crabs, Whether In Shell Or Not	2.158.920	3.527.173	7.132.806	14.378.243
	030635	Crustaceans; Live, Fresh Or Chilled, Cold-water Shrimps And Prawns (pandalu	150		209	
	030636	Crustaceans; Live, Fresh Or Chilled, Shrimps And Prawns Excluding Cold-wate	515.959	466.117	1.100.575	1.010.726
	030693	Crustaceans; Crabs, Smoked, Cooked Or Not, Whether In Shell Or Not, Whether Or Not Cooke		155		304
	030695	Crustaceans; Shrimps And Prawns, Smoked, Cooked Or Not, Whether In Shell Or Not, Whether		54.000		38.073
	030699	Crustaceans; Smoked, Whole, Cooked Or Not, N.e.c. In Item No. 0306.9, In Sh	15.600		68.328	
	030711	Molluscs; Oysters, Whether In Shell Or Not, Live, Fresh Or Chilled	160.561	42.120	328.227	26.858
	030721	Molluscs; Scallops, Whether In Shell Or Not, Including Queen Scallops, Of The	12.550	4.000	23.929	1.430
	030752	Molluscs; Octopus (octopus Spp.), Frozen	74.380	29.600	108.234	72.406
	030771	Molluscs; Clams, Cockles And Ark Shells (families Arcidae, Arcticidae, Cardiidae, Donacidae, Hia		363.690		135.015
	030772	Molluscs; Clams, Cockles, Ark Shells (arcidae, Arcticidae, Cardiidae, Donacidae, Hiatellidae, Ma		15.500		5.654
	030830	Aquatic Invertebrates; Jellyfish (rhopilema Spp.), Live, Fresh, Chilled, Frozen,	213.069	356.762	293.735	809.766
	040110	Dairy Produce; Milk And Cream, Not Concentrated, Not Containing Added Su	2.835		8.150	
	040620	Dairy Produce; Cheese Of All Kinds, Grated Or Powdered	5.782		16.553	
	060290	Plants, Live; N.e.c. In Heading No. 0602		1.387		239
	060420	Foliage, Branches And Other Parts Of Plants, Without Flowers Or Flower Buds	11.670	11.030	7.556	5.105
	070410	Vegetables, Brassica; Cauliflowers And Headed Broccoli, Fresh Or Chilled		250		173
	070490	Vegetables, Brassica; Edible, N.e.c. In Heading No. 0704, Fresh Or Chilled	20		5	
	070690	Vegetables, Root; Salad Beetroot, Salsify, Celeric, Radishes And Similar Edible	10	100	17	414
	070890	Vegetables, Leguminous; (other Than Peas And Beans), Shelled Or Unshelled,	447	325	793	690

https://www.bps.go.id

Tabel 2. Ekspor Provinsi Asal Barang Dirinci Menurut Kode HS6 Digit, 2020—2021

Provinsi Asal	Kode HS 6	Deskripsi HS 6 Digit	Berat Bersih (Kg)		Nilai FOB (US$)	
			2020	2021	2020	2021
(1)	(2)	(3)	(4)	(5)	(6)	(7)
Kalimantan Utara						
	070960	Vegetables; Fruits Of The Genus Capsicum Or Of The Genus Pimenta, Fresh O	10.025		16.256	
	070999	Vegetables; Edible, N.e.c. In Chapter 07, Fresh Or Chilled	1.660	462	403	187
	080112	Nuts, Edible; Coconuts, In The Inner Shell (endocarp)	10.981	528.168	3.018	96.982
	080119	Nuts, Edible; Coconuts, Fresh Or Dried, Other Than Desiccated Or In The Inne	220	50	165	12
	080131	Nuts, Edible; Cashew Nuts, Fresh Or Dried, In Shell		165.000		234.221
	080132	Nuts, Edible; Cashew Nuts, Fresh Or Dried, Shelled		986		1.117
	080310	Fruit, Edible; Plantains, Fresh Or Dried	149.156	265.488	40.398	67.775
	080390	Fruit, Edible; Bananas, Other Than Plantains, Fresh Or Dried	15		10	
	080430	Fruit, Edible; Pineapples, Fresh Or Dried	3.075	7.680	1.467	3.365
	080450	Fruit, Edible; Guavas, Mangoes And Mangosteens, Fresh Or Dried	3.965	1.140	567	3.119
	080529	Fruit, Edible; Tangelos, Wilkings And Similar Citrus Hybrid, Fresh Or Dried	2.456		259	
	080590	Fruit, Edible; Citrus Fruit N.e.c. In Heading No. 0805, Fresh Or Dried	20		7	
	080720	Fruit, Edible; Papaws (papayas), Fresh	155	258	114	98
	081060	Fruit, Edible; Durians, Fresh	100		140	
	081090	Fruit, Edible; Fruits N.e.c. In Heading No. 0801 To 0810, Fresh	1.470	2.550	1.368	1.375
	081190	Fruit, Edible; Fruit And Nuts N.e.c. In Heading No. 0811, Uncooked Or Cooked, Frozen Whether		70.530		103.235
	090111	Coffee; Not Roasted Or Decaffeinated		70		155
	090230	Tea, Black; (fermented) And Partly Fermented Tea, In Immediate Packings Of A Content Not Ex		240		552
	090240	Tea, Black; (fermented) And Partly Fermented Tea, In Immediate Packings Of	1.709	4.104	13.024	34.913
	090411	Spices; Pepper (of The Genus Piper), Neither Crushed Nor Ground	1.101	3.680	4.691	11.665
	090412	Spices; Pepper (of The Genus Piper), Crushed Or Ground		10.571		5.298
	090520	Spices; Vanilla, Crushed Or Ground	90		68	
	091011	Spices; Ginger, Neither Crushed Nor Ground	12.050	9.570	17.429	9.860
	091030	Spices; Turmeric (curcuma)	10.035	1.640	7.671	1.648
	091099	Spices; N.e.c. In Heading No. 0910	9.385	51.309	11.469	41.729
	100630	Cereals; Rice, Semi-milled Or Wholly Milled, Whether Or Not Polished Or Glazed		3.019.000		1.775.699
	110100	Wheat Or Meslin Flour	384	240	258	252
	110290	Cereal Flours; Other Than Wheat, Meslin, And Maize (corn)	2.880		3.113	
	120242	Ground-nuts; Other Than Seed, Not Roasted Or Otherwise Cooked, Shelled, V	50		48	
	120710	Oil Seeds; Palm Nuts And Kernels, Whether Or Not Broken	9.008.650	10.906.013	2.397.696	1.219.540
	120799	Oil Seeds And Oleaginous Fruits; N.e.c. In Heading No. 1207, Whether Or Not	5.400		3.799	
	121221	Seaweeds And Other Algae; Fit For Human Consumption, Fresh, Chilled, Froz	13.838.790	11.555.960	18.543.898	15.203.991
	130239	Mucilages And Thickeners; Whether Or Not Modified, Derived From Vegetable Products, N.e.c		77.504		472.856
	140490	Vegetable Products; N.e.c. In Chapter 14		1.000.000		246.000
	151110	Vegetable Oils; Palm Oil And Its Fractions, Crude, Not Chemically Modified	54.453.895	15.086.035	35.926.801	12.841.326
	151190	Vegetable Oils; Palm Oil And Its Fractions, Other Than Crude, Whether Or No	34.189	80.868	28.638	64.101
	151321	Vegetable Oils; Palm Kernel Or Babassu Oil And Their Fractions, Crude, Not C	3.813.454	1.956.041	2.846.293	2.318.004
	151800	Animal Or Vegetable Fats And Oils And Their Fractions; Oxidised, Boiled Or O	39.816	49.920	35.746	42.083
	160232	Meat Preparations; Of The Poultry Of Heading No. 0105, (i.e. Of Fowls Of The	1.325	835	1.609	1.531
	160521	Crustacean Preparations; Shrimps And Prawns, Prepared Or Preserved, Not I	53.428	54.060	472.894	425.853
	160529	Crustacean Preparations; Shrimps And Prawns, Prepared Or Preserved, In Air	175.975	425.043	1.388.546	3.674.137
	170191	Sugars; Sucrose, Chemically Pure, In Solid Form, Containing Added Flavouring	4.200	140	2.564	210
	170199	Sugars; Sucrose, Chemically Pure, In Solid Form, Not Containing Added Flavo	1.638	33.250	707	5.291
	170290	Sugars; N.e.c. In Heading No. 1702, Including Invert Sugar And Other Sugar And Sugar Syrup Bl		11.301		7.862
	170490	Sugar Confectionery; (excluding Chewing Gum, Including White Chocolate), N	11.358	16.826	27.384	30.158
	180100	Cocoa Beans; Whole Or Broken, Raw Or Roasted		8.400		15.834
	180400	Cocoa; Butter, Fat And Oil	4.800	5.400	13.704	14.548
	180500	Cocoa; Powder, Not Containing Added Sugar Or Other Sweetening Matter	69		52	
	180610	Cocoa; Powder, Containing Added Sugar Or Other Sweetening Matter		54		152
	180620	Chocolate & Other Food Preparations Containing Cocoa; In Blocks, Slabs Or B	3.234	1.380	8.550	4.211
	180690	Chocolate And Other Food Preparations Containing Cocoa; N.e.c. In Chapter	200		828	
	190110	Food Preparations; Of Flour, Meal, Starch, Malt Extract Or Milk Products, Suit	83.368	184.489	127.685	223.337
	190120	Food Preparations; Mixes And Doughs For The Preparation Of Bread, Pastry, Cakes, Biscuits An		180		70

https://www.bps.go.id

Tabel 2. Ekspor Provinsi Asal Barang Dirinci Menurut Kode HS6 Digit, 2020—2021

Provinsi Asal	Kode HS 6	Deskripsi HS 6 Digit	Berat Bersih (Kg)		Nilai FOB (US$)	
			2020	2021	2020	2021
(1)	(2)	(3)	(4)	(5)	(6)	(7)
Kalimantan Utara						
	190190	Food Preparations; Of Flour, Meal, Starch, Malt Extract Or Milk Products, For	136.419	79.433	198.859	79.956
	190219	Food Preparations; Pasta, Uncooked (excluding That Containing Eggs), Not St	59.406	14.450	374.676	27.805
	190230	Food Preparations; Pasta (excluding Stuffed), Cooked Or Otherwise Prepared	87.978	38.899	159.955	70.274
	190300	Food Preparations; Tapioca And Substitutes Thereof, Prepared From Starch In The Form Of Fla		1.250		1.095
	190490	Food Preparations; Cereal Or Cereal Products (excluding Maize), In Grain Form, Pre-cooked Or		8.550		3.396
	190510	Food Preparations; Crispbread, Whether Or Not Containing Cocoa	313		476	
	190531	Food Preparations; Sweet Biscuits, Whether Or Not Containing Cocoa	51.573	29.869	80.572	40.418
	190532	Food Preparations; Waffles And Wafers, Whether Or Not Containing Cocoa		8.502		11.560
	190590	Food Preparations; Bakers' Wares N.e.c. In Heading No. 1605, Whether Or Not Containing Coc		21.417		22.296
	200799	Jams, Fruit Jellies, Marmalades, Purees And Pastes; Of Fruit Or Nuts N.e.c. In	6.620		4.030	
	200811	Nuts; Ground-nuts, Whether Or Not Containing Added Sugar, Other Sweetening Matter Or Spi		1.159		477
	200819	Nuts And Other Seeds; Whether Or Not Containing Added Sugar, Other Swee	2.904		1.850	
	210111	Extracts, Essences And Concentrates; Of Coffee, And Preparations With A Bas	4.530	3.983	4.594	10.136
	210120	Extracts, Essences And Concentrates; Of Tea Or Mate, And Preparations With	5.914	4.860	23.709	18.162
	210310	Sauces; Soya	80.817	3.889	136.316	5.509
	210320	Sauces; Tomato Ketchup And Other Tomato Sauces		3.000		1.042
	210330	Mustard Flour And Meal And Prepared Mustard	990		1.667	
	210390	Sauces And Preparations Therefor; Mixed Condiments And Mixed Seasonings	63.035	40.056	142.539	92.676
	210690	Food Preparations; N.e.c. In Item No. 2106.10	42.523	29.428	18.498	14.969
	220210	Waters; Including Mineral And Aerated, Containing Added Sugar Or Other Sw	142.008	118.476	95.080	63.049
	220299	Non-alcoholic Beverages; Other Than Non-alcoholic Beer, N.e.c. In Item No. 2	5.860	600	5.326	1.044
	230660	Oil-cake And Other Solid Residues; Whether Or Not Ground Or In The Form C	740.730	1.674.070	322.192	594.395
	230690	Oil-cake And Other Solid Residues; Whether Or Not Ground Or In The Form C	480.000	4.330.370	351.360	4.015.647
	240220	Cigarettes; Containing Tobacco	4.023.967	6.461.644	36.581.523	61.282.846
	270112	Coal; Bituminous, Whether Or Not Pulverised, But Not Agglomerated	3.319.671.005	4.460.394.000	166.159.558	394.229.026
	270119	Coal; (other Than Anthracite And Bituminous), Whether Or Not Pulverised Bu	15.098.816.200	16.258.489.500	574.104.218	1.056.695.682
	270400	Coke And Semi-coke; Of Coal, Lignite Or Peat, Whether Or Not Agglomerated	73.726.000	19.800.000	5.439.859	1.890.900
	270799	Oils And Other Products Of The Distillation Of High Temperature Coal Tar; N.e.c. In Heading No		5.987.307		2.933.780
	271019	Petroleum Oils And Oils From Bituminous Minerals, Not Containing Biodiesel,	10		55	
	290544	Alcohols; Polyhydric, D-glucitol (sorbitol)	12		74	
	292242	Amino-acids, Other Than Those Containing More Than One Kind Of Oxygen F	8.010	18.890	21.821	33.507
	292990	Nitrogen-function Compounds; N.e.c. In Chapter 29, Excluding Isocyanates	500		2.210	
	330499	Cosmetic And Toilet Preparations; N.e.c. In Heading No. 3304, For The Care C	195		597	
	330590	Hair Preparations; N.e.c. In Heading No. 3305	5.325		15.627	
	330610	Oral Or Dental Hygiene Preparations; Dentifrices	1.620		4.707	
	340111	Soap And Organic Surface-active Products; In The Form Of Bars, Cakes, Moul	3.480	5.153	6.306	10.409
	340319	Lubricating Preparations; (other Than For The Treatment Of Textile And Simil	117	4	685	25
	382319	Industrial Monocarboxylic Fatty Acids; Acid Oils From Refining; (other Than St	337.780		189.495	
	390690	Acrylic Polymers; (other Than Polymethyl Methacrylate), In Primary Forms	129	1.075	599	5.775
	391890	Floor, Wall Or Ceiling Coverings; Of Plastics (excluding Polymers Of Vinyl Chlo	783		360	
	392410	Plastics; Tableware And Kitchenware	1.799	3.200	2.218	3.219
	392490	Plastics; Household Articles And Hygienic Or Toilet Articles		120		46
	392510	Plastics; Builders' Ware, Reservoirs, Tanks, Vats And Similar Containers Of A C	406	222	2.125	717
	392590	Plastics; Builders' Ware, N.e.c. Or Included In Heading No. 3925	215		674	
	401691	Rubber; Vulcanised (other Than Hard Rubber), Floor Coverings And Mats, Of Non-cellular Rubb		500		317
	401699	Rubber; Vulcanised (other Than Hard Rubber), Articles N.e.c. In Heading No.	1		15	
	440725	Wood, Tropical; Dark Red Meranti, Light Red Meranti And Meranti Bakau, Sa	1.061.746	698.333	914.710	558.939
	440729	Wood, Tropical, N.e.c. In Item No. 4407.2, Sawn Or Chipped Lengthwise, Slice	50.805	24.133	41.616	22.025
	440890	Wood; N.e.c. In Heading No. 4408, Sheets For Veneer Or Plywood, Other Wo	92.377	671.809	170.441	1.132.923
	440922	Wood; Tropical (including Unassembled Strips And Friezes For Parquet Floori	3.051.694	1.956.845	2.611.863	1.621.674
	441231	Plywood; Consisting Only Of Sheets Of Wood (not Bamboo), Each Ply 6mm O	69.486.164	66.497.371	57.420.361	71.907.199
	441233	Plywood; With Sheets Of Wood Only; Not Bamboo; Each Ply 6mm Or Less, W	204.596		175.949	
	441299	Plywood, Veneered Panels And Similar Laminated Wood (other Than Blockbo	667.122	432.060	607.150	448.537

https://www.bps.go.id

Tabel 2. Ekspor Provinsi Asal Barang Dirinci Menurut Kode HS6 Digit, 2020—2021

Provinsi Asal	Kode HS 6	Deskripsi HS 6 Digit	Berat Bersih (Kg)		Nilai FOB (US$)	
			2020	2021	2020	2021
(1)	(2)	(3)	(4)	(5)	(6)	(7)
Kalimantan Utara						
	441899	Wood; Builders' Joinery And Carpentry Of Wood N.e.c. In Heading No. 4418,	120.601	17.423	177.007	15.210
	442191	Wood; Of Bamboo, Articles N.e.c. In Heading No. 4414 To 4420 (excluding Cl	418		190	
	442199	Wood; Not Of Bamboo, Articles N.e.c. In Heading No. 4414 To 4420 (excludin	702.989	630.268	354.009	347.405
	460194	Plaiting Materials, Plaits And Similar Products Of Plaiting Materials; (not Mats	468	136	212	28
	610190	Coats; Men's Or Boys' Overcoats, Car-coats, Capes, Anoraks, Wind-jackets And Similar Articles,		250		352
	610510	Shirts; Men's Or Boys', Of Cotton, Knitted Or Crocheted		250		479
	610690	Blouses, Shirts And Shirt-blouses; Women's Or Girls', Of Textile Materials (oth	8.083	9.450	3.594	12.089
	610910	T-shirts, Singlets And Other Vests; Of Cotton, Knitted Or Crocheted	150	350	6.700	488
	621132	Track Suits And Other Garments N.e.c.; Men's Or Boys', Of Cotton (not Knitte	3.762		2.265	
	621139	Track Suits And Other Garments N.e.c.; Men's Or Boys', Of Textile Materials N	990	2.750	578	6.800
	630640	Camping Goods; Pneumatic Mattresses		100		316
	650100	Hat-forms, Hat Bodies And Hoods Of Felt, Neither Blocked To Shape Nor With Made Brims; Pla		200		14
	720837	Iron Or Non-alloy Steel; In Coils, Without Patterns In Relief, Flat-rolled, Of A V	15.089.000		31.000	
	731010	Tanks, Casks, Drums, Cans, Boxes And Similar Containers, For Any Material (excluding Compres		8.350		17.535
	732190	Domestic Appliances; Non-electric, Parts Thereof, Of Iron Or Steel	11.407	14.159	39.585	51.911
	732391	Cast Iron; Table, Kitchen And Other Household Articles And Parts Thereof, Of	10.359	2.038	10.215	1.217
	732393	Steel, Stainless; Table, Kitchen And Other Household Articles And Parts There	968	3.850	1.441	3.703
	732399	Iron Or Steel; Table, Kitchen And Other Household Articles And Parts Thereof	2.513	2.800	1.541	3.638
	761510	Aluminium; Table, Kitchen Or Other Household Articles And Parts Thereof; Pot Scourers And S		2.518		9.567
	841430	Compressors; Of A Kind Used In Refrigerating Equipment	60		486	
	843860	Machinery; Industrial, For The Preparation Of Fruits, Nuts Or Vegetables	81		151	
	851610	Heaters; Electric, Instantaneous Or Storage Water And Immersion Heaters	1.104		1.786	
	851660	Ovens, Cookers, Cooking Plates, Boiling Rings, Grillers And Roasters; Of A Kin	1.571		3.757	
	870821	Vehicles; Parts Of Bodies, Safety Seat Belts	80		8.976	
	880529	Ground Flying Trainers And Parts Thereof; Other Than Air Combat Simulators	3.200		230.043	
	940410	Mattress Supports		1.250		945
	940429	Mattresses; Of Other Materials, Not Cellular Rubber Or Plastics	3.159		1.373	
	940490	Bedding And Similar Furnishing Articles; N.e.c. In Heading No. 9404 (e.g. Quil	996	1.138	5.075	5.714
	950440	Games; Playing Cards	16.430	15.800	37.808	44.791
	960310	Brooms And Brushes; Consisting Of Twigs Or Other Vegetable Materials Boun	312	646	137	133
	960390	Brooms, Brushes, Mops, Feather Dusters, Squeegees, Hand Operated Mechanical Floor Sweep		400		87
	961900	Sanitary Towels (pads) And Tampons, Napkins And Napkin Liners For Babies A	33.721	25.709	48.588	56.574
	999910	Postal packages n.c.a.k	347	98	12.862	4.071
	080290	Nuts, Edible; N.e.c. In Heading No. 0801 And 0802, Fresh Or Dried, Whether Or Not Shelled Or		1.170		223
	151000	Vegetable Oils; Oils And Their Fractions N.e.c. In Chapter 15, Obtained Solely	270		210	
	340220	Washing And Cleaning Preparations; Surface-active, Whether Or Not Contain	5.851		10.766	
	441294	Blockboard, Laminboard And Battenboard (not Bamboo, And Other Than Ply	774.026	1.509.149	392.231	738.118
	442010	Wood; Statuettes And Other Ornaments Of Wood	336		239	
	880330	Aircraft And Spacecraft; Parts Of Aeroplanes Or Helicopters N.e.c. In Heading	500		2.224	
Total Kalimantan Utara			**18.688.602.389**	**20.896.731.627**	**1.018.295.595**	**1.764.027.546**

https://www.bps.go.id

Tabel 2. Ekspor Provinsi Asal Barang Dirinci Menurut Kode HS6 Digit, 2020—2021

Provinsi Asal	Kode HS 6	Deskripsi HS 6 Digit	Berat Bersih (Kg)		Nilai FOB (US$)	
			2020	2021	2020	2021
(1)	(2)	(3)	(4)	(5)	(6)	(7)
Sulawesi Utara						
	030119	Fish; Live, Ornamental, Other Than Freshwater	1.859	1.507	25.858	13.143
	030199	Fish; Live, N.e.c. In Heading 0301	149.619	284.972	1.122.143	2.379.784
	030229	Fish; Fresh Or Chilled, Flat Fish, N.e.c. In Item No. 0302.2, Excluding Fillets, Fish Meat Of 0304,		35		105
	030232	Fish; Fresh Or Chilled, Yellowfin Tunas (thunnus Albacares), Excluding Fillets,	82.392	31.690	410.273	235.010
	030234	Fish; Fresh Or Chilled, Bigeye Tunas (thunnus Obesus), Excluding Fillets, Fish I	56.805	99.550	270.867	518.951
	030239	Fish; Fresh Or Chilled, Tuna, N.e.c. In Item No. 0302.3, Excluding Fillets, Fish M	9.188		42.413	
	030249	Fish; Fresh Or Chilled, N.e.c. In Item No. 0302.4, Excluding Fillets, Fish Meat Of 0304, And Edibl		3.775		24.386
	030289	Fish; Fresh Or Chilled, N.e.c. In Heading 0302, Excluding Fillets, Fish Meat Of (	20.642	43	100.226	155
	030313	Fish; Frozen, Atlantic Salmon (salmo Salar) And Danube Salmon (hucho Huch	8.226		66.905	
	030323	Fish; Frozen, Tilapias (oreochromis Spp.), Excluding Fillets, Fish Meat Of 0304	674	151	2.433	360
	030326	Fish; Frozen, Eels (anguilla Spp.), Excluding Fillets, Fish Meat Of 0304, And Edible Fish Offal Of S		240		2.188
	030342	Fish; Frozen, Yellowfin Tunas (thunnus Albacares), Excluding Fillets, Fish Mea	707.614	386.579	6.789.125	3.895.253
	030344	Fish; Frozen, Bigeye Tunas (thunnus Obesus), Excluding Fillets, Fish Meat Of 0304, And Edible F		8.339		36.552
	030349	Fish; Frozen, Tuna, N.e.c. In Item No. 0303.4, Excluding Fillets, Fish Meat Of 0	6.535		39.496	
	030359	Fish; Frozen, N.e.c. In Item No. 0303.5, Excluding Fillets, Fish Meat Of 0304, A	588.500	249.903	775.350	410.750
	030389	Fish; Frozen, N.e.c. In Heading 0303, Excluding Fillets, Fish Meat Of 0304, And	66.265	36.403	300.470	152.147
	030449	Fish Fillets; Fresh Or Chilled, Other Than Fish Of Heading 0304.4	899.431	298.778	9.609.311	3.506.396
	030459	Fish Meat; Excluding Fillets, Whether Or Not Minced; Fresh Or Chilled, Of Fish	3.969	11.644	37.532	131.122
	030461	Fish Fillets; Frozen, Tilapias (oreochromis Spp.)	235		733	
	030484	Fish Fillets; Frozen, Swordfish (xiphias Gladius)	58.373	3.471	581.032	37.998
	030487	Fish Fillets; Frozen, Tunas (of The Genus Thunnus), Skipjack Or Stripe-bellied	3.560.527	4.097.259	30.866.401	41.205.351
	030489	Fish Fillets; Frozen, Of Fish N.e.c. In Heading 0304.8	316.416	98.817	2.526.726	668.968
	030491	Fish Meat, Excluding Fillets, Whether Or Not Minced; Frozen, Swordfish (xiph	1.692		13.244	
	030499	Fish Meat, Excluding Fillets, Whether Or Not Minced; Frozen, N.e.c. In Item N	980.519	308.973	4.082.884	1.189.201
	030539	Fish Fillets; Dried, Salted Or In Brine, But Not Smoked, N.e.c. In Item No. 0305	11.200	11.200	22.400	22.400
	030549	Fish; Smoked, Whether Or Not Cooked Before Or During Smoking, N.e.c. In It	3.066.314	2.050.675	21.392.179	14.487.243
	030571	Fish; Edible Offal, Shark Fins	5.275	10.837	372.888	559.741
	030579	Fish; Edible Offal, Other Than Shark Fins, Fish Heads, Tails And Maws	100.000	75.000	66.147	47.351
	030611	Crustaceans; Frozen, Rock Lobsters And Other Sea Crawfish (palinurus Spp., Panulirus Spp., Jas		30		418
	030614	Crustaceans; Frozen, Crabs, In Shell Or Not, Smoked, Cooked Or Not Before C	2.724		66.351	
	030617	Crustaceans; Frozen, Shrimps And Prawns, Excluding Cold-water Varieties, In Shell Or Not, Smo		1.800		20.922
	030631	Crustaceans; Live, Fresh Or Chilled, Rock Lobsters And Other Sea Crawfish (pa	24	75	101	782
	030633	Crustaceans; Live, Fresh Or Chilled, Crabs, Whether In Shell Or Not	198	1.034	586	5.187
	030635	Crustaceans; Live, Fresh Or Chilled, Cold-water Shrimps And Prawns (pandalus Spp., Crangon C		140		1.049
	030636	Crustaceans; Live, Fresh Or Chilled, Shrimps And Prawns Excluding Cold-water Varieties, In She		11		184
	030743	Molluscs; Cuttle Fish And Squid, Whether In Shell Or Not, Includes Flours, Me	27.078	136.797	66.095	814.236
	030752	Molluscs; Octopus (octopus Spp.), Frozen	73.606	56.443	239.791	249.414
	030760	Molluscs; Snails, Other Than Sea Snails, Whether In Shell Or Not, Live, Fresh, Chilled, Frozen, D		1.950		3.765
	030779	Molluscs; Clams, Cockle, Ark Shells (families Arcidae, Arcticidae, Cardiidae, D	156		9.600	
	030792	Molluscs; N.e.c. In Heading 0307, Whether In Shell Or Not, Includes Flours, Meals, And Pellets		330		645
	040140	Dairy Produce; Milk And Cream, Not Concentrated, Not Containing Added Sugar Or Other Swe		54		59
	040210	Dairy Produce; Milk And Cream, Concentrated Or Containing Added Sugar Or	9	148	62	621
	060290	Plants, Live; N.e.c. In Heading No. 0602		11		97
	060420	Foliage, Branches And Other Parts Of Plants, Without Flowers Or Flower Buds	1		1	
	070310	Vegetables, Alliaceous; Onions And Shallots, Fresh Or Chilled	1.228		4.561	
	070320	Vegetables, Alliaceous; Garlic, Fresh Or Chilled	1.452	908	1.677	565
	070993	Vegetables; Pumpkins, Squash And Gourds (cucurbita Spp.), Fresh Or Chilled	16		1	
	080111	Nuts, Edible; Coconuts, Desiccated	16.778.467	10.802.584	29.379.636	22.566.253
	080119	Nuts, Edible; Coconuts, Fresh Or Dried, Other Than Desiccated Or In The Inne	40	50.030	20	49.952
	080231	Nuts, Edible; Walnuts, Fresh Or Dried, In Shell	5	12	14	54
	080390	Fruit, Edible; Bananas, Other Than Plantains, Fresh Or Dried	277	468	24	145
	080430	Fruit, Edible; Pineapples, Fresh Or Dried	4		4	
	080440	Fruit, Edible; Avocados, Fresh Or Dried	10		8	
	090210	Tea, Green; (not Fermented), In Immediate Packings Of A Content Not Exceeding 3kg		29		32
	090411	Spices; Pepper (of The Genus Piper), Neither Crushed Nor Ground	32.101	257.295	130.821	1.468.659
	090412	Spices; Pepper (of The Genus Piper), Crushed Or Ground	1	325.369	2	2.108.170
	090421	Spices; Fruits Of The Genus Capsicum Or Pimenta, Dried, Neither Crushed No	50		188	
	090510	Spices; Vanilla, Neither Crushed Nor Ground	371	50	39.338	8.550
	090520	Spices; Vanilla, Crushed Or Ground	83	7	6.255	1.320
	090611	Spices; Cinnamon (cinnamomum Zeylanicum Blume), Neither Crushed Nor Gr	15	8.006	56	66.151

https://www.bps.go.id

Tabel 2. Ekspor Provinsi Asal Barang Dirinci Menurut Kode HS6 Digit, 2020—2021

Provinsi Asal	Kode HS 6	Deskripsi HS 6 Digit	Berat Bersih (Kg)		Nilai FOB (US$)	
			2020	2021	2020	2021
(1)	(2)	(3)	(4)	(5)	(6)	(7)
Sulawesi Utara						
	090620	Spices; Cinnamon And Cinnamon-tree Flowers, Crushed Or Ground	11.996	12.748	47.195	56.863
	090710	Spices; Cloves (whole Fruit, Cloves And Stems), Neither Crushed Nor Ground	1.453.291	559.543	6.857.025	3.523.654
	090720	Spices; Cloves (whole Fruit, Cloves And Stems), Crushed Or Ground	219.348	150.767	1.134.469	846.705
	090811	Spices; Nutmeg, Neither Crushed Nor Ground	2.522.978	2.869.795	16.518.182	22.434.502
	090812	Spices; Nutmeg, Crushed Or Ground	2.461.349	2.026.479	17.028.601	15.233.490
	090821	Spices; Mace, Neither Crushed Nor Ground	338.584	591.530	6.151.581	9.897.392
	090822	Spices; Mace, Crushed Or Ground	523.580	523.036	10.439.213	11.168.090
	090831	Spices; Cardamoms, Neither Crushed Nor Ground	12.762	18.605	301.489	349.731
	090832	Spices; Cardamoms, Crushed Or Ground	51	3.386	34	14.239
	090921	Spices; Coriander Seeds, Neither Crushed Nor Ground	3	23	1	6
	090931	Spices; Cumin Seeds, Neither Crushed Nor Ground	2		1	
	091011	Spices; Ginger, Neither Crushed Nor Ground	5	250	12	910
	091012	Spices; Ginger, Crushed Or Ground	999	2.000	4.192	10.770
	091030	Spices; Turmeric (curcuma)	4	62.838	6	129.195
	091091	Spices; Mixtures Of 2 Or More Products Of Different Headings		10.700		33.101
	091099	Spices; N.e.c. In Heading No. 0910	11	6	15	7
	110290	Cereal Flours; Other Than Wheat, Meslin, And Maize (corn)		126		97
	110319	Cereal Groats And Meal; N.e.c. In Heading No. 1103	7	6	14	12
	110520	Flakes, Granules And Pellets; Of Potatoes	1		5	
	110620	Flour, Meal And Powder; Of Sago Or Of Roots Or Tubers Of Heading No. 0714		10		1
	120991	Seeds; Vegetable Seeds, Of A Kind Used For Sowing	1		1	
	121190	Plants And Parts (including Seeds And Fruits) N.e.c. In Heading No. 1211, Of A Kind Used Prima		3.274		5.893
	121229	Seaweeds And Other Algae; Not Fit For Human Consumption, Fresh, Chilled,	308.320	106.470	326.820	83.046
	130190	Natural Gums, Resins, Gum-resins And Oleoresins, N.e.c. In Heading No. 1301		26.850		18.400
	130231	Mucilages And Thickeners; Agar-agar, Whether Or Not Modified, Derived Fro	2	54	77	389
	130239	Mucilages And Thickeners; Whether Or Not Modified, Derived From Vegetab	4		58	
	140490	Vegetable Products; N.e.c. In Chapter 14	90.000		24.300	
	151190	Vegetable Oils; Palm Oil And Its Fractions, Other Than Crude, Whether Or No	112.985.294	91.773.752	70.948.031	92.565.696
	151311	Vegetable Oils; Coconut (copra) Oil And Its Fractions, Crude, Not Chemically M	156.940.905	192.619.633	132.611.747	287.751.523
	151319	Vegetable Oils; Coconut (copra) Oil And Its Fractions, Other Than Crude, Whe	143.656.376	152.016.943	142.250.704	249.125.002
	151321	Vegetable Oils; Palm Kernel Or Babassu Oil And Their Fractions, Crude, Not Cl	2.999.919		1.800.954	
	151329	Vegetable Oils; Palm Kernel Or Babassu Oil And Their Fractions, Other Than C	39.410.750	21.104.359	31.267.555	28.428.628
	151620	Vegetable Fats And Oils And Their Fractions; Partly Or Wholly Hydrogenated, Inter-esterified, F		95.200		18.752
	151710	Margarine; Excluding Liquid Margarine	48	222	144	599
	151790	Edible Mixtures Or Preparations Of Animal Or Vegetable Fats Or Oils Or Of Fr	1.146	1.152	12.606	12.672
	151800	Animal Or Vegetable Fats And Oils And Their Fractions; Oxidised, Boiled Or Otherwise Chemica		445.770		208.102
	152000	Glycerol, Crude; Glycerol Waters And Glycerol Lyes	36.799.146	36.908.177	7.284.435	13.949.396
	160414	Fish Preparations; Tunas, Skipjack And Atlantic Bonito (sarda Spp.), Prepared	13.014.336	11.666.505	47.862.646	48.136.573
	160510	Crustacean Preparations; Crab, Prepared Or Preserved	10.220	3.732	208.534	114.219
	170290	Sugars; N.e.c. In Heading No. 1702, Including Invert Sugar And Other Sugar A	859	257	1.219	264
	170390	Sugars; Molasses, From Sugar Beet, Resulting From The Extraction Or Refinin	1	2	7	6
	170490	Sugar Confectionery; (excluding Chewing Gum, Including White Chocolate), Not Containing Co		32		9
	180500	Cocoa; Powder, Not Containing Added Sugar Or Other Sweetening Matter		357.000		322.420
	180620	Chocolate & Other Food Preparations Containing Cocoa; In Blocks, Slabs Or B	54	87	22	331
	180632	Chocolate And Other Food Preparations Containing Cocoa; In Blocks, Slabs Or Bars, (not Filled)		131		155
	180690	Chocolate And Other Food Preparations Containing Cocoa; N.e.c. In Chapter	2	27	2	300
	190190	Food Preparations; Of Flour, Meal, Starch, Malt Extract Or Milk Products, For	1	40	10	7
	190219	Food Preparations; Pasta, Uncooked (excluding That Containing Eggs), Not Stuffed Or Otherwis		210		662
	190230	Food Preparations; Pasta (excluding Stuffed), Cooked Or Otherwise Prepared		197		326
	190490	Food Preparations; Cereal Or Cereal Products (excluding Maize), In Grain Form, Pre-cooked Or		50		88
	190531	Food Preparations; Sweet Biscuits, Whether Or Not Containing Cocoa		138		434
	190532	Food Preparations; Waffles And Wafers, Whether Or Not Containing Cocoa		22		95
	200819	Nuts And Other Seeds; Whether Or Not Containing Added Sugar, Other Swee	4.000		6.873	
	200899	Fruit, Nuts And Other Edible Parts Of Plants; Prepared Or Preserved, Whether Or Not Containi		22		143
	200989	Juice; Of Any Single Fruit Or Vegetable N.e.c. In Heading No. 2009, Unfermen	344.235	335.267	646.858	645.946
	210130	Chicory, Roasted And Other Roasted Coffee Substitutes; Extracts, Essences And Concentrates T		9		9
	210230	Baking Powders; Prepared	0	8	58	134
	210310	Sauces; Soya	7	32	19	102
	210320	Sauces; Tomato Ketchup And Other Tomato Sauces		13		34
	210390	Sauces And Preparations Therefor; Mixed Condiments And Mixed Seasonings	35	457	102	1.243
	210410	Soups And Broths And Preparations Therefor		2.345		29

https://www.bps.go.id

Tabel 2. Ekspor Provinsi Asal Barang Dirinci Menurut Kode HS6 Digit, 2020—2021

Provinsi Asal	Kode HS 6	Deskripsi HS 6 Digit	Berat Bersih (Kg)		Nilai FOB (US$)	
			2020	2021	2020	2021
(1)	(2)	(3)	(4)	(5)	(6)	(7)
Sulawesi Utara						
	210420	Homogenised Composite Food Preparations		29		207
	210690	Food Preparations; N.e.c. In Item No. 2106.10	8.575.800	8.268.269	11.363.774	10.881.452
	230120	Flours, Meals And Pellets; Of Fish Or Of Crustaceans, Molluscs Or Other Aquatic Invertebrates		4		0
	230650	Oil-cake And Other Solid Residues; Whether Or Not Ground Or In The Form C	125.300.001	159.905.823	21.762.951	31.571.057
	230660	Oil-cake And Other Solid Residues; Whether Or Not Ground Or In The Form C	83.250.000	78.250.000	9.813.800	11.584.200
	240220	Cigarettes; Containing Tobacco	18		5.940	
	240399	Tobacco; Other Than Homogenised Or Reconstituted Or Smoking	103		16.645	
	252220	Slaked Lime; Excluding Calcium Oxide And Hydroxide Of Heading No. 2825	200.000		42.600	
	252310	Cement Clinkers (whether Or Not Coloured)	454.650.000	157.891.491	13.455.435	5.036.090
	252329	Cement; Portland, Other Than White, Whether Or Not Artificially Coloured	279.981.000	394.232.000	12.998.174	17.664.300
	282590	Inorganic Bases, Metal Oxides, Hydroxides And Peroxides; N.e.c. In Heading N	800.000		170.400	
	291590	Acids; Saturated Acyclic Monocarboxylic Acids; Anhydrides, Halides, Peroxide	12.749.332	8.849.395	6.750.222	8.397.933
	294000	Sugars, Chemically Pure, Other Than Sucrose, Lactose, Maltose, Glucose And	35.858	13.150	88.442	31.031
	294190	Antibiotics; N.e.c. In Heading No. 2941	1		10	
	300490	Medicaments; Consisting Of Mixed Or Unmixed Products N.e.c. In Heading N	11	76	173	535
	320910	Paints And Varnishes; Based On Acrylic Or Vinyl Polymers, Dispersed Or Disso	480		1.392	
	330190	Oils, Essential; Concentrates In Fats, Fixed Oils, Waxes And The Like, Terpenic	1	2	5	37
	330499	Cosmetic And Toilet Preparations; N.e.c. In Heading No. 3304, For The Care Of The Skin (exclu		1		22
	330610	Oral Or Dental Hygiene Preparations; Dentifrices		27		87
	330720	Perfumery, Cosmetic Or Toilet Preparations; Personal Deodorants And Antiperspirants		4		121
	340120	Soap; In Forms N.e.c. In Item No. 3401.11	80		1.180	
	340311	Lubricating Preparations; For The Treatment Of Textile And Similar Materials	7		84	
	380210	Carbon; Activated	6.085.866	5.927.302	10.458.104	11.350.668
	381090	Fluxes And Other Auxiliary Preparations; For Soldering, Brazing Or Welding, C	27		8	
	382319	Industrial Monocarboxylic Fatty Acids; Acid Oils From Refining; (other Than St	18.448.718	24.274.586	10.862.091	23.594.150
	391729	Plastics; Tubes, Pipes And Hoses Thereof, Rigid, Of Plastics N.e.c. In Heading No. 3917		1		10
	392321	Ethylene Polymers; Sacks And Bags (including Cones), For The Conveyance Or	33		45	
	392350	Plastics; Stoppers, Lids, Caps And Other Closures, For The Conveyance Or Packing Of Goods		0		1
	392390	Plastics; Articles For The Conveyance Or Packing Of Goods N.e.c. In Heading No. 3923		3		3
	392690	Plastics; Other Articles N.e.c. In Chapter 39	381	2	1.287	6
	401695	Rubber; Vulcanised (other Than Hard Rubber), Inflatable Articles (other Than	2.200		9.724	
	401699	Rubber; Vulcanised (other Than Hard Rubber), Articles N.e.c. In Heading No. 4016, Of Non-cell		24		11
	410799	Leather; Further Prepared After Tanning Or Crusting, Incl. Parchment-dressed, Of Bovine (inclu		1		31
	420219	Cases And Containers; Trunks, Suit-cases, Vanity-cases, Executive-cases, Brief-cases, School Sat		210		294
	420500	Leather Articles; N.e.c. In Chapter 42, Of Leather Or Composition Leather		0		992
	440290	Wood; Charcoal Of Wood Other Than Bamboo (including Shell Or Nut Charco	11.615.224	20.105.172	5.193.051	9.946.300
	460121	Plaiting Materials, Plaits And Similar Products Of Plaiting Materials; Mats, Ma	15		6	
	481910	Paper And Paperboard; Cartons, Boxes And Cases, Of Corrugated Paper Or Pa	704	15	589	12
	481930	Paper And Paperboard; Sacks And Bags Of Paper, Paperboard, Cellulose Wadding Or Fibres, Ha		8.282		32.290
	481940	Paper And Paperboard; Sacks And Bags, Including Cones, Of Paper, Paperboard, Cellulose Wad		27.000		60.300
	482020	Paper And Paperboard; Exercise Books		1		2
	482050	Paper And Paperboard; Albums For Samples Or For Collections	0		5	
	482090	Paper Or Paperboard; Stationery N.e.c. In Heading No. 4820		1		2
	490110	Printed Matter; In Single Sheets, Whether Or Not Folded	5		21	
	490191	Printed Matter; Dictionaries, Encyclopaedias And Serial Instalments Thereof		1		1
	490199	Printed Matter; Books, Brochures, Leaflets And Similar Printed Matter N.e.c.	25	23	97	464
	490700	Unused Postage, Revenue Or Similar Stamps Of Current Or New Issue In The	17	28	44	93
	490900	Printed Or Illustrated Postcards; Printed Cards Bearing Personal Greetings, M	0		1	
	491110	Printed Matter; Trade Advertising Material, Commercial Catalogues And The	5	1	21	2
	491199	Printed Matter; N.e.c. In Heading No. 4911	9		20	
	520100	Cotton; Not Carded Or Combed		10.164		15.157
	530500	Coconut, Abaca (manila Hemp Or Musa Textilis Nee), Ramie And Other Veget	931.471	806.390	189.639	185.757
	550951	Yarn; (not Sewing Thread), Of Polyester Staple Fibres, Mixed Mainly Or Solely	1.689	1.960	13.239	15.767
	560790	Twine, Cordage, Ropes, Cables; Of Materials N.e.c. In Heading No. 5607, Whe	165.900	167.610	215.670	217.893
	580790	Labels, Badges And Similar Articles; (other Than Woven), Of Textile Materials, In The Piece, In S		1		2
	600290	Fabrics; Knitted Or Crocheted, Other Than Those Of Heading 60.01, Of A Wid	1		1	
	610349	Trousers, Bib And Brace Overalls, Breeches And Shorts; Men's Or Boys', Of Textile Materials (ot		1		10
	610469	Trousers, Bib And Brace Overalls, Breeches And Shorts; Women's Or Girls', Of Textile Materials		1		63
	610690	Blouses, Shirts And Shirt-blouses; Women's Or Girls', Of Textile Materials (oth	2	19	80	109
	610990	T-shirts, Singlets And Other Vests; Of Textile Materials (other Than Cotton), Knitted Or Crochet		3		57
	611490	Garments; Of Textile Materials (other Than Cotton Or Man-made Fibres), Knitted Or Crocheted		1		2
	611529	Hosiery; Panty Hose And Tights (other Than Graduated Compression Hosiery)	6		264	
	611710	Shawls, Scarves, Mufflers, Mantillas, Veils And The Like; Knitted Or Crocheted	6		44	

https://www.bps.go.id

Tabel 2. Ekspor Provinsi Asal Barang Dirinci Menurut Kode HS6 Digit, 2020—2021

Provinsi Asal	Kode HS 6	Deskripsi HS 6 Digit	Berat Bersih (Kg)		Nilai FOB (US$)	
			2020	2021	2020	2021
(1)	(2)	(3)	(4)	(5)	(6)	(7)
Sulawesi Utara						
	611780	Clothing Accessories; Knitted Or Crocheted, N.e.c. In Heading No. 6117	435		1.888	
	620413	Suits; Women's Or Girls', Of Synthetic Fibres (not Knitted Or Crocheted)		6		110
	620449	Dresses; Women's Or Girls', Of Textile Materials N.e.c. In Item No. 6204.4 (nc	3		100	
	620690	Blouses, Shirts And Shirt-blouses; Women's Or Girls', Of Textile Materials N.e	5	69	200	1.901
	621050	Garments; Women's Or Girls', N.e.c. In Item No. 6210.3, Of The Fabrics Of He	2		21	
	630790	Textiles; Made Up Articles (including Dress Patterns), N.e.c. In Chapter 63, N.	718		5.798	
	630900	Clothing; Worn, And Other Worn Articles	949	66	13.173	2
	640419	Footwear; (other Than Sportswear), With Outer Soles Of Rubber Or Plastics A	29	1	315	154
	710122	Pearls; Cultured, Worked, Whether Or Not Graded (but Not Strung, Mounted	111	116	777.964	712.654
	710691	Metals; Silver, Unwrought, (but Not Powder)	435	1.420	246.545	1.087.943
	710812	Metals; Gold, Non-monetary, Unwrought (but Not Powder)	1.340	1.670	71.134.466	96.899.537
	730900	Reservoirs, Tanks, Vats And Similar Containers; For Any Material (excluding C	6.600		73.537	
	731029	Tanks, Casks, Drums, Boxes And Similar Containers For Any Material (excluding Compressed Or		36		14
	731414	Iron Or Steel; Woven Cloth, Of Stainless Steel, (other Than Endless Bands For Machinery)		45		254
	731589	Chain; N.e.c. In Heading No. 7315, Of Iron Or Steel		200		1.042
	731940	Safety Pins And Other Pins; Of Iron Or Steel		1		21
	840999	Engines; Parts For Internal Combustion Piston Engines (excluding Spark-ignition)		185.000		4.395.873
	841370	Pumps; Centrifugal, N.e.c. In Heading No. 8413, For Liquids	870		1.127	
	841451	Fans; Table, Floor, Wall, Window, Ceiling Or Roof Fans, With A Self-contained	31		1.564	
	842290	Machinery; Parts Of Machinery Of Heading No. 8422		5		450
	842531	Winches; Capstans; Powered By An Electric Motor	2.200		3.880	
	846890	Machinery And Apparatus; Parts, Soldering, Brazing Or Welding, Whether Or	47		2.443	
	847130	Automatic Data Processing Machines; Portable, Weighing Not More Than 10kg, Consisting Of A		3		783
	847170	Units Of Automatic Data Processing Machines; Storage Units	1		110	
	847180	Units Of Automatic Data Processing Machines; N.e.c. In Item No. 8471.50, 84	1	1	5	1
	847329	Machinery; Parts And Accessories Of The Machines Of Item No. 8470.30. 847	2		10	
	847330	Machinery; Parts And Accessories (other Than Covers, Carrying Cases And The Like) Of The Ma		2		248
	848020	Mould Bases; For Metal, Metal Carbides, Glass, Mineral Materials, Rubber Or Plastics		12		26
	848079	Moulds; For Rubber Or Plastics, Other Than Injection Or Compression Types		9		13
	848180	Taps, Cocks, Valves And Similar Appliances; For Pipes, Boiler Shells, Tanks, Vats Or The Like, Inc		14		37
	848710	Ships' Or Boats' Propellers And Blades Therefor	35		145	
	850213	Electric Generating Sets; With Compression-ignition Internal Combustion Piston Engines (diese		4.070		63.800
	850440	Electrical Static Converters	19		102	
	851830	Headphones And Earphones, Whether Or Not Combined With A Microphone, And Sets Consist		1		74
	851981	Sound Recording Or Reproducing Apparatus; Using Magnetic, Optical Or Sem	1		1	
	852321	Magnetic Media; Cards Incorporating A Magnetic Stripe, Whether Or Not Recorded, Excluding		1		2
	852329	Magnetic Media; Other Than Cards Incorporating A Magnetic Stripe, Whethe	1	2	10	53
	852352	Semiconductor Media; Smart Cards, Whether Or Not Recorded, Excluding Pr	3	16	166	123
	852380	Media N.e.c. In Heading 8523, Whether Or Not Recorded, Excluding Products	1		5	
	852550	Transmission Apparatus For Radio-broadcasting Or Television, Whether Or Not Incorporating S		1		101
	854449	Insulated Electric Conductors; For A Voltage Not Exceeding 1000 Volts, Not Fi	565		1.345	
	854590	Carbon; Lamp Carbons, Battery Carbons And Other Articles Of Graphite Or Ot	3		4	
	870810	Vehicles; Bumpers And Parts Thereof, For The Vehicles Of Heading No. 8701	1		104	
	871410	Motorcycles (including Mopeds); Parts And Accessories	13		1.116	
	880211	Helicopters; Of An Unladen Weight Not Exceeding 2000kg		1.500		1.500.000
	900410	Sunglasses; Corrective, Protective Or Other		0		105
	901050	Photographic Laboratory Apparatus And Equipment; N.e.c. In Item No. 9010.10, For Photograp		120		10.198
	901890	Medical, Surgical Or Dental Instruments And Appliances; N.e.c. In Heading No	2		126	
	901920	Therapeutic Respiration Apparatus; Ozone, Oxygen, Aerosol Therapy Apparat	8		3.551	
	902000	Breathing Appliances And Gas Masks; Excluding Protective Masks Having Neit	175		1.341	
	910199	Pocket-watches And Other Watches, Including Stop-watches; (excluding Wris	1		147	
	950629	Water Sport Equipment; Water-skis, Surf-boards And Other Water-sport Equi	76		2.089	
	999910	Postal packages n.c.a.k	1.900	715	49.551	10.363
	030510	Fish; Flours, Meals And Pellets, Fit For Human Consumption	502	400	5.334	3.870
	080290	Nuts, Edible; N.e.c. In Heading No. 0801 And 0802, Fresh Or Dried, Whether	53	145	84	49
	340220	Washing And Cleaning Preparations; Surface-active, Whether Or Not Contain	45		600	
	851770	Telephone Sets And Other Apparatus For The Transmission Or Reception Of Voice, Images Or		1		1
	852580	Television Cameras, Digital Cameras And Video Camera Recorders	28		6.687	
	880330	Aircraft And Spacecraft; Parts Of Aeroplanes Or Helicopters N.e.c. In Heading	200		1.750	
	940510	Chandeliers And Other Electric Ceiling Or Wall Light Fittings; Excluding Those Used For Lighting		1.582		31.923
	970190	Artwork; Collages And Similar Decorative Plaques	22		6.498	
Total Sulawesi Utara			**1.544.543.239**	**1.392.950.006**	**778.957.218**	**1.117.291.420**

https://www.bps.go.id

Tabel 2. Ekspor Provinsi Asal Barang Dirinci Menurut Kode HS6 Digit, 2020—2021

Provinsi Asal	Kode HS 6	Deskripsi HS 6 Digit	Berat Bersih (Kg)		Nilai FOB (US$)	
			2020	2021	2020	2021
(1)	(2)	(3)	(4)	(5)	(6)	(7)
Sulawesi Tengah						
	030199	Fish; Live, N.e.c. In Heading 0301		7.777		243.629
	030232	Fish; Fresh Or Chilled, Yellowfin Tunas (thunnus Albacares), Excluding Fillets,	283		2.630	
	030342	Fish; Frozen, Yellowfin Tunas (thunnus Albacares), Excluding Fillets, Fish Meat Of 0304, And Ed		10		236
	030487	Fish Fillets; Frozen, Tunas (of The Genus Thunnus), Skipjack Or Stripe-bellied	8.140		69.828	
	030489	Fish Fillets; Frozen, Of Fish N.e.c. In Heading 0304.8	66.157	3.745	434.848	31.783
	030631	Crustaceans; Live, Fresh Or Chilled, Rock Lobsters And Other Sea Crawfish (palinurus Spp., Pan		2.015		94.112
	030633	Crustaceans; Live, Fresh Or Chilled, Crabs, Whether In Shell Or Not	1.940	4.256	29.730	48.343
	030743	Molluscs; Cuttle Fish And Squid, Whether In Shell Or Not, Includes Flours, Me	92.783	2.410	450.452	11.107
	030752	Molluscs; Octopus (octopus Spp.), Frozen	473.142	503.540	1.738.225	2.503.012
	030771	Molluscs; Clams, Cockles And Ark Shells (families Arcidae, Arcticidae, Cardiida	255	510	3.315	299
	070310	Vegetables, Alliaceous; Onions And Shallots, Fresh Or Chilled	30	2.800	115	7.816
	071190	Vegetables And Mixed Vegetables; N.e.c. In Heading No. 0711, Provisionally Preserved But Uns		350		650
	080111	Nuts, Edible; Coconuts, Desiccated	3.496.558	3.285.230	6.921.080	7.814.122
	080112	Nuts, Edible; Coconuts, In The Inner Shell (endocarp)	9.604.608	34.780.395	1.855.306	7.411.079
	080119	Nuts, Edible; Coconuts, Fresh Or Dried, Other Than Desiccated Or In The Inne	24.131.644	26.805.807	6.001.867	6.256.634
	080131	Nuts, Edible; Cashew Nuts, Fresh Or Dried, In Shell		964.842		1.440.870
	080222	Nuts, Edible; Hazelnuts Or Filberts (corylus Spp.), Fresh Or Dried, Shelled	6	600	26	1.425
	080280	Nuts, Edible; Areca Nuts, Fresh Or Dried, Whether Or Not Shelled Or Peeled	131.500	27.000	162.205	48.600
	080430	Fruit, Edible; Pineapples, Fresh Or Dried	10		28	
	081060	Fruit, Edible; Durians, Fresh		784		1.853
	081190	Fruit, Edible; Fruit And Nuts N.e.c. In Heading No. 0811, Uncooked Or Cooked	337.640	332.000	772.828	820.260
	090111	Coffee; Not Roasted Or Decaffeinated	120	970	660	11.912
	090411	Spices; Pepper (of The Genus Piper), Neither Crushed Nor Ground	154.012	336.361	828.290	2.035.545
	090611	Spices; Cinnamon (cinnamomum Zeylanicum Blume), Neither Crushed Nor Ground		1		2
	090710	Spices; Cloves (whole Fruit, Cloves And Stems), Neither Crushed Nor Ground	190.320	65.000	759.702	334.534
	090811	Spices; Nutmeg, Neither Crushed Nor Ground	19.003	51.370	38.014	165.525
	090821	Spices; Mace, Neither Crushed Nor Ground		13.701		257.312
	090831	Spices; Cardamoms, Neither Crushed Nor Ground	6.893	4.995	151.646	46.953
	090921	Spices; Coriander Seeds, Neither Crushed Nor Ground	5		14	
	090961	Spices; Seeds Of Anise, Badian, Caraway Or Fennel; Juniper Berries, Neither C	5		14	
	091011	Spices; Ginger, Neither Crushed Nor Ground	15		43	
	091091	Spices; Mixtures Of 2 Or More Products Of Different Headings	15	30	29	82
	091099	Spices; N.e.c. In Heading No. 0910	1	4	4	6
	100590	Cereals; Maize (corn), Other Than Seed	6.100.000		1.445.700	
	110319	Cereal Groats And Meal; N.e.c. In Heading No. 1103	15	30	29	41
	120300	Copra	68.850	82.920	66.265	86.234
	121221	Seaweeds And Other Algae; Fit For Human Consumption, Fresh, Chilled, Froz	712.660	2.028.237	644.233	1.554.636
	130190	Natural Gums, Resins, Gum-resins And Oleoresins, N.e.c. In Heading No. 1301	1.357.340	1.646.949	1.992.459	2.527.386
	151311	Vegetable Oils; Coconut (copra) Oil And Its Fractions, Crude, Not Chemically M	8.714.558	7.152.790	7.696.966	12.465.894
	151319	Vegetable Oils; Coconut (copra) Oil And Its Fractions, Other Than Crude, Whe	1.211.625	605.212	2.651.219	1.488.667
	180100	Cocoa Beans; Whole Or Broken, Raw Or Roasted	6.800.000	1.800.585	18.710.000	4.630.717
	190490	Food Preparations; Cereal Or Cereal Products (excluding Maize), In Grain Forı	2		8	
	190590	Food Preparations; Bakers' Wares N.e.c. In Heading No. 1605, Whether Or Nc	1		1	
	200989	Juice; Of Any Single Fruit Or Vegetable N.e.c. In Heading No. 2009, Unfermen	178.080	112.890	355.964	233.998
	210390	Sauces And Preparations Therefor; Mixed Condiments And Mixed Seasonings	1		1	
	210610	Protein; Concentrates And Textured Protein Substances	1		36	
	210690	Food Preparations; N.e.c. In Item No. 2106.10		44.520		85.590
	220210	Waters; Including Mineral And Aerated, Containing Added Sugar Or Other Sw	84.094	66.780	200.971	128.760
	230690	Oil-cake And Other Solid Residues; Whether Or Not Ground Or In The Form Of Pellets, Resultin		323.860		236.645
	251512	Marble And Travertine; Merely Cut, By Sawing Or Otherwise, Into Blocks Or Slabs Of A Rectang		176.143		11.155
	270600	Tar; Distilled From Coal, Lignite Or Peat, And Other Mineral Tars, Whether Or	21.893.439	57.600.067	3.952.280	18.788.041
	271111	Petroleum Gases And Other Gaseous Hydrocarbons; Liquefied, Natural Gas	2.362.106.696	2.169.946.068	842.951.903	982.338.434
	281410	Ammonia; Anhydrous	633.274.930	561.513.171	147.503.626	260.198.916
	282540	Nickel Oxides And Hydroxides		2.895.645		4.739.403
	330129	Oils, Essential; N.e.c. In Heading No. 3301 (terpeneless Or Not), Including Cor	135.000	255.100	6.541.086	10.015.748
	330190	Oils, Essential; Concentrates In Fats, Fixed Oils, Waxes And The Like, Terpenic	225.481	369.185	1.004.995	3.602.993
	330290	Odoriferous Substances And Mixtures; Used As Raw Materials In Industries O	1		4	
	330499	Cosmetic And Toilet Preparations; N.e.c. In Heading No. 3304, For The Care C	6		109	
	330749	Perfumes And Deodorizers; Perfuming Or Deodorizing Preparations For Room	3		54	
	380210	Carbon; Activated	2.144.401	1.601.000	3.820.675	3.436.724
	380510	Terpenic Oils; Gum, Wood Or Sulphate Turpentine Oils	1.032.030	898.580	2.062.235	3.171.286

http://www.bps.go.id

Tabel 2. Ekspor Provinsi Asal Barang Dirinci Menurut Kode HS6 Digit, 2020—2021

Provinsi Asal	Kode HS 6	Deskripsi HS 6 Digit	Berat Bersih (Kg)		Nilai FOB (US$)	
			2020	2021	2020	2021
(1)	(2)	(3)	(4)	(5)	(6)	(7)
Sulawesi Tengah						
	380610	Rosin And Resin Acids	3.082.800	3.281.400	2.997.242	4.979.525
	381090	Fluxes And Other Auxiliary Preparations; For Soldering, Brazing Or Welding, C	63		66	
	391740	Plastics; Tube, Pipe And Hose Fittings (e.g. Joints, Elbows, Flanges)		0		1
	392062	Plastics; Plates, Sheets, Film, Foil And Strip (not Self-adhesive), Of Poly(ethyle	1		1	
	392640	Plastics; Statuettes And Other Ornamental Articles		522		950
	392690	Plastics; Other Articles N.e.c. In Chapter 39	17		122	
	440290	Wood; Charcoal Of Wood Other Than Bamboo (including Shell Or Nut Charco	3.015.200	2.272.880	4.041.404	3.271.950
	440722	Wood, Tropical; Virola, Imbuia And Balsa, Sawn Or Chipped Lengthwise, Slice	501.758	190.224	254.170	114.184
	440729	Wood, Tropical, N.e.c. In Item No. 4407.2, Sawn Or Chipped Lengthwise, Slice	239.713	243.631	166.557	185.723
	440890	Wood; N.e.c. In Heading No. 4408, Sheets For Veneer Or Plywood, Other Wo	12.789	1.634	3.635	520
	440910	Wood; Coniferous (including Unassembled Strips And Friezes For Parquet Flooring), Continuou		42.782		13.510
	440922	Wood; Tropical (including Unassembled Strips And Friezes For Parquet Floori	3.202.378	3.919.638	1.382.410	1.644.009
	440929	Wood; Non-coniferous, Other Than Bamboo Or Tropical Wood, (including Un	594.653	465.593	960.651	752.214
	441879	Wood; Assembled Flooring Panels, N.e.c In Headings 4418.73, 4418.74 Or 44	98.490	112.849	182.727	149.862
	441899	Wood; Builders' Joinery And Carpentry Of Wood N.e.c. In Heading No. 4418,	48.914	4.895	90.126	1.557
	460122	Plaiting Materials, Plaits And Similar Products Of Plaiting Materials; Mats, Matting And Screens		144		250
	460129	Plaiting Materials, Plaits And Similar Products Of Plaiting Materials; Mats, Ma	3		223	
	460211	Basketwork, Wickerwork And Other Articles; Of Bamboo, Made Directly To Shape From Plaiting		332		1.630
	490700	Unused Postage, Revenue Or Similar Stamps Of Current Or New Issue In The	7		24	
	490900	Printed Or Illustrated Postcards; Printed Cards Bearing Personal Greetings, M	1		6	
	491000	Calendars; Printed, Of Any Kind, Including Calendar Blocks	1		1	
	491199	Printed Matter; N.e.c. In Heading No. 4911	3		25	
	520829	Fabrics, Woven; Containing 85% Or More By Weight Of Cotton, Bleached, Of	1		0	
	530500	Coconut, Abaca (manila Hemp Or Musa Textilis Nee), Ramie And Other Vegetable Textile Fibre		166.840		36.297
	540710	Fabrics, Woven; From High Tenacity Yarn, Of Nylon, Other Polyamides Or Of	3		4	
	540794	Fabrics, Woven; Of Synthetic Filament Yarn, Printed, N.e.c. In Heading No. 54	1		1	
	550690	Fibres; Synthetic Staple Fibres, N.e.c. In Heading No. 5506, Carded, Combed	1		29	
	580790	Labels, Badges And Similar Articles; (other Than Woven), Of Textile Materials	3		23	
	600633	Fabrics; Knitted Or Crocheted Fabrics, Other Than Those Of Headings 60.01 T	3		8	
	610449	Dresses; Women's Or Girls', Of Textile Materials (other Than Wool Or Fine An	1		12	
	610469	Trousers, Bib And Brace Overalls, Breeches And Shorts; Women's Or Girls', Of	6		3	
	610719	Underpants And Briefs; Men's Or Boys', Of Textile Materials (other Than Cott	2		3	
	611490	Garments; Of Textile Materials (other Than Cotton Or Man-made Fibres), Knit	5		32	
	611599	Hosiery And Footwear; Without Applied Soles, Of Textile Materials N.e.c. In It	1		1	
	620422	Ensembles; Women's Or Girls', Of Cotton (not Knitted Or Crocheted)	5		44	
	620442	Dresses; Women's Or Girls', Of Cotton (not Knitted Or Crocheted)	7		68	
	620449	Dresses; Women's Or Girls', Of Textile Materials N.e.c. In Item No. 6204.4 (nc	3		56	
	620690	Blouses, Shirts And Shirt-blouses; Women's Or Girls', Of Textile Materials N.e	19		94	
	621210	Brassieres; Whether Or Not Knitted Or Crocheted	60		469	
	630520	Sacks And Bags; Of A Kind Used For The Packing Of Goods, Of Cotton	1		48	
	630690	Camping Goods; (of Textile Materials), N.e.c In Heading No. 6306	1		95	
	630900	Clothing; Worn, And Other Worn Articles	242		4.600	
	670490	Wigs, False Beards, Eyebrows And Eyelashes, Switches And The Like And Oth	47		6	
	690723	Ceramic Tiles; Flags And Paving, Hearth Or Wall Tiles Other Than Those Of Su	5		1	
	691490	Ceramic Articles N.e.c. In Chapter 69; Other Than Of Porcelain Or China		1.028		2.280
	700992	Glass Mirrors; Framed, Excluding Rear-view Mirrors For Vehicles	40		1.041	
	711311	Jewellery; Of Silver, Whether Or Not Plated Or Clad With Other Precious Met	1		21	
	720110	Iron; Non-alloy Pig Iron Containing By Weight 0.5% Or Less Of Phosphorus, In	83.227.977		28.951.531	
	720150	Iron; Alloy Pig Iron, Spiegeleisen, In Pigs, Blocks Or Other Primary Forms	182.381.273	44.025.140	125.094.563	31.611.968
	720221	Ferro-alloys; Ferro-silicon, Containing By Weight More Than 55% Of Silicon	2.000.117		1.900.111	
	720260	Ferro-alloys; Ferro-nickel	1.407.166.413	611.914.440	2.404.184.265	1.225.314.797
	720711	Iron Or Non-alloy Steel; Semi-finished Products Of Iron Or Non-alloy Steel; Co	732.630.769	1.787.557.590	297.285.983	1.104.832.698
	720712	Iron Or Non-alloy Steel; Semi-finished Products Of Iron Or Non-alloy Steel; Containing By Weigl		456.310.990		310.441.001
	720720	Iron Or Non-alloy Steel; Semi-finished Products Of Iron Or Non-alloy Steel, Containing By Weigl		145.837.320		93.332.468
	720890	Iron Or Non-alloy Steel; Flat-rolled, Hot-rolled, Of A Width 600mm Or More, I	83		51	
	721391	Iron Or Non-alloy Steel; Bars And Rods, Hot-rolled, In Irregularly Wound Coils	312.880.739	503.063.601	139.615.217	337.823.033
	721399	Iron Or Non-alloy Steel; Bars And Rods, Hot-rolled, In Irregularly Wound Coils	2.210.580		909.101	
	721891	Steel, Stainless; Semi-finished Products, Of Rectangular (other Than Square)	153.601.900	469.140.390	227.849.764	969.066.097
	721899	Steel, Stainless; Semi-finished Products, Other Than Of Rectangular Cross-sec	183.120.890	78.271.060	249.253.965	170.964.854
	721911	Steel, Stainless; Flat-rolled, Width 600mm Or More, Hot-rolled, In Coils, Of A	11.608.460	23.284.570	19.701.467	53.834.396
	721912	Steel, Stainless; Flat-rolled, Width 600mm Or More, Hot-rolled, In Coils, Of A	307.219.535	613.953.534	506.690.934	1.403.289.659
	721913	Steel, Stainless; Flat-rolled, Width 600mm Or More, Hot-rolled, In Coils, Of A	669.365.515	1.070.506.672	1.078.933.532	2.406.991.972

https://www.bps.go.id

Tabel 2. Ekspor Provinsi Asal Barang Dirinci Menurut Kode HS6 Digit, 2020—2021

Provinsi Asal	Kode HS 6	Deskripsi HS 6 Digit	Berat Bersih (Kg)		Nilai FOB (US$)	
			2020	2021	2020	2021
(1)	(2)	(3)	(4)	(5)	(6)	(7)
Sulawesi Tengah						
	721914	Steel, Stainless; Flat-rolled, Width 600mm Or More, Hot-rolled, In Coils, Of A	181.363.310	320.397.849	284.028.928	709.981.753
	721931	Steel, Stainless; Flat-rolled, Width 600mm Or More, Cold-rolled Or Cold-redu	1.807.480	28.628.334	3.020.661	59.267.201
	721932	Steel, Stainless; Flat-rolled, Width 600mm Or More, Cold-rolled, Of A Thickne	129.843.355	247.588.435	222.413.567	524.258.255
	721933	Steel, Stainless; Flat-rolled, Width 600mm Or More, Cold-rolled, Of A Thickne	360.973.932	509.602.469	626.725.150	1.141.972.890
	721934	Steel, Stainless; Flat-rolled, Width 600mm Or More, Cold-rolled, Of A Thickne	95.240.783	67.009.892	170.975.053	168.165.498
	721935	Steel, Stainless; Flat-rolled, Width 600mm Or More, Cold-rolled, Of A Thickne	6.275.890	6.404.566	11.770.541	17.542.610
	722011	Steel, Stainless; Flat-rolled, Width Less Than 600mm, Hot-rolled, Of A Thickness Of 4.75mm Or		36.980		66.009
	722012	Steel, Stainless; Flat-rolled, Width Less Than 600mm, Hot-rolled, Of A Thickne	5.150.995	3.167.380	8.185.391	6.533.989
	722710	Steel, Alloy; Bars And Rods, Hot-rolled, In Irregularly Wound Coils, Of High Sp	2.016.000		826.560	
	730890	Iron Or Steel; Structures And Parts Thereof, N.e.c. In Heading 7308		318.400		179.083
	731815	Iron Or Steel; Threaded Screws And Bolts N.e.c. In Item No. 7318.1, Whether	30		42	
	731990	Sewing And Knitting Needles, Bodkins, Crochet Hooks, Embroidery Stilettos A	1		1	
	732190	Domestic Appliances; Non-electric, Parts Thereof, Of Iron Or Steel	1		34	
	732690	Iron Or Steel; Articles N.e.c. In Heading 7326	2		63	
	740321	Copper; Copper-zinc Base Alloys (brass) Unwrought		76.764		379.593
	740729	Copper; Bars, Rods And Profiles, Of Copper Alloys (other Than Copper-zinc Base Alloys)		704.322		5.553.188
	741220	Copper; Tube Or Pipe Fittings (e.g. Couplings, Elbows, Sleeves) Of Copper Allo	2		388	
	811100	Manganese; Articles Thereof, Including Waste And Scrap		10.817.947		46.940.542
	830629	Statuettes And Other Ornaments; Of Base Metal Other Than Plated With Precious Metal		46		220
	830820	Rivets; Tubular Or Bifurcated, Of Base Metal	1		0	
	830990	Stoppers; Caps And Lids, Of Base Metal	1		1	
	842890	Lifting, Handling, Loading Or Unloading Machinery; N.e.c. In Heading No. 8425, 8426, 8427 Or		167.400		86.900
	844399	Printing Machinery; Parts And Accessories, N.e.c. In Item No. 8443.91	14		52	
	846693	Parts & Accessories Suited For Use Solely/principally With Machines Of Head	23		924	
	846890	Machinery And Apparatus; Parts, Soldering, Brazing Or Welding, Whether Or	55		420	
	847981	Machines And Mechanical Appliances; For Treating Metal, Including Electric Wire Coil-winders		303		28.910
	847982	Machines; For Mixing, Kneading, Crushing, Grinding, Screening, Sifting, Homo	5.045		71.302	
	847989	Machines And Mechanical Appliances; Having Individual Functions, N.e.c. Or	7.472		59.829	
	847990	Machines And Mechanical Appliances; Parts, Of Those Having Individual Func	40		500	
	848049	Moulds; For Metal Or Metal Carbides, Other Than Injection Or Compression T	1		3	
	848299	Bearings; Parts, (other Than Balls, Needles And Rollers)	10		479	
	848690	Machines And Apparatus Of Heading 8486; Parts And Accessories	11		778	
	852321	Magnetic Media; Cards Incorporating A Magnetic Stripe, Whether Or Not Rec	1		0	
	852349	Optical Media; Recorded, Excluding Products Of Chapter 37	1		10	
	853610	Electrical Apparatus; Fuses, For A Voltage Not Exceeding 1000 Volts	50		2.796	
	853690	Electrical Apparatus; N.e.c. In Heading No. 8536, For Switching Or Protecting	6		942	
	853710	Boards, Panels, Consoles, Desks And Other Bases; For Electric Control Or The	3		3	
	870829	Vehicles; Parts And Accessories, Of Bodies, Other Than Safety Seat Belts	11		123	
	870899	Vehicle Parts And Accessories; N.e.c. In Heading No. 8708	39		16.912	
	871499	Cycles; Parts Thereof, N.e.c. In Item No. 8714.9	32		146	
	902890	Meters; Parts And Accessories Of Gas, Liquid, Electricity Supply Or Productior	37		500	
	910119	Wrist-watches; Electrically Operated, With Or Without A Stop-watch, With Ca	1		260	
	940169	Seats; With Wooden Frames, Not Upholstered, (excluding Medical, Surgical, I	15.400	275	7.336	460
	940360	Furniture; Wooden, Other Than For Office, Kitchen Or Bedroom Use	17.003	33.948	9.408	52.271
	940389	Furniture; Of Cane, Osier, Or Similar Materials (other Than Bamboo Or Rattar	5		16	
	940410	Mattress Supports	68		629	
	940490	Bedding And Similar Furnishing Articles; N.e.c. In Heading No. 9404 (e.g. Quilt	3		36	
	950300	Tricycles, Scooters, Pedal Cars And Similar Wheeled Toys; Dolls' Carriages; Do	413		4.380	
	960711	Slide Fasteners; Fitted With Chain Scoops Of Base Metal	2		34	
	960719	Slide Fasteners; Other Than Those Fitted With Chain Scoops Of Base Metal	1		1	
	960720	Slide Fasteners; Parts	5		1.135	
	999910	Postal packages n.c.a.k	257	604	16.395	27.412
	080290	Nuts, Edible; N.e.c. In Heading No. 0801 And 0802, Fresh Or Dried, Whether Or Not Shelled Or		15		35
	441294	Blockboard, Laminboard And Battenboard (not Bamboo, And Other Than Plywood Consisting C		542.111		343.589
	441820	Wood; Doors And Their Frames And Thresholds	126.668	129.278	161.635	144.924
	442010	Wood; Statuettes And Other Ornaments Of Wood	12	1.452	485	5.175
	681510	Stone Articles And Articles Of Other Mineral Substances; Non-electrical Articles Of Graphite Or		1.175		950
	851770	Telephone Sets And Other Apparatus For The Transmission Or Reception Of V	9		28	
	852580	Television Cameras, Digital Cameras And Video Camera Recorders	2		29	
	880330	Aircraft And Spacecraft; Parts Of Aeroplanes Or Helicopters N.e.c. In Heading	57		2.439	
	970110	Paintings, Drawings And Pastels; Executed Entirely By Hand, Other Than Drawings Of Heading I		38		200
Total Sulawesi Tengah			**7.925.810.330**	**9.886.515.916**	**7.480.584.597**	**12.139.518.033**

https://sulteng.bps.go.id

Tabel 2. Ekspor Provinsi Asal Barang Dirinci Menurut Kode HS6 Digit, 2020—2021

Provinsi Asal	Kode HS 6	Deskripsi HS 6 Digit	Berat Bersih (Kg)		Nilai FOB (US$)	
			2020	2021	2020	2021
(1)	(2)	(3)	(4)	(5)	(6)	(7)
Sulawesi Selatan						
	030111	Fish; Live, Ornamental, Freshwater		1.600		20.950
	030119	Fish; Live, Ornamental, Other Than Freshwater	75		375	
	030199	Fish; Live, N.e.c. In Heading 0301	168.554	162.468	1.891.100	2.612.629
	030221	Fish; Fresh Or Chilled, Halibut (reinhardtius Hippoglossoides, Hippoglossus Hi	37		95	
	030229	Fish; Fresh Or Chilled, Flat Fish, N.e.c. In Item No. 0302.2, Excluding Fillets, Fi	24.503	16.101	63.232	44.723
	030232	Fish; Fresh Or Chilled, Yellowfin Tunas (thunnus Albacares), Excluding Fillets,	1.106	312	14.381	3.333
	030234	Fish; Fresh Or Chilled, Bigeye Tunas (thunnus Obesus), Excluding Fillets, Fish I	179		1.517	
	030249	Fish; Fresh Or Chilled, N.e.c. In Item No. 0302.4, Excluding Fillets, Fish Meat C	1.733.271	1.501.313	6.805.899	6.207.632
	030274	Fish; Fresh Or Chilled, Eels (anguilla Spp.), Excluding Fillets, Fish Meat Of 030	255		693	
	030284	Fish; Fresh Or Chilled, Seabass (dicentrarchus Spp.), Excluding Fillets, Fish Me	1.870		5.606	
	030289	Fish; Fresh Or Chilled, N.e.c. In Heading 0302, Excluding Fillets, Fish Meat Of	1.390.342	1.243.959	6.107.243	6.347.044
	030299	Fish; Fresh Or Chilled, Fish Fins (other Than Shark Fins), Heads, Tails, Maws A	1.555		2.772	
	030342	Fish; Frozen, Yellowfin Tunas (thunnus Albacares), Excluding Fillets, Fish Mea	43.730	117.578	351.695	560.089
	030343	Fish; Frozen, Skipjack Or Stripe-bellied Bonito, Excluding Fillets, Fish Meat Of	40.837		53.226	
	030349	Fish; Frozen, Tuna, N.e.c. In Item No. 0303.4, Excluding Fillets, Fish Meat Of 0304, And Edible F		19.600		144.272
	030353	Fish; Frozen, Sardines (sardina Pilchardus, Sardinops Spp.), Sardinella (sardinella Spp.), Brisling		408		510
	030355	Fish; Frozen, Jack And Horse Mackerel (trachurus Spp.), Excluding Fillets, Fish Meat Of 0304, A		4.086		8.439
	030359	Fish; Frozen, N.e.c. In Item No. 0303.5, Excluding Fillets, Fish Meat Of 0304, A	85.180	38.621	310.996	114.396
	030389	Fish; Frozen, N.e.c. In Heading 0303, Excluding Fillets, Fish Meat Of 0304, And	1.800.440	865.315	3.440.635	2.007.199
	030391	Fish; Frozen, Livers, Roes And Milt	14.000	58.405	145.123	631.772
	030399	Fish; Frozen, Fish Fins (other Than Shark Fins), Heads, Tails, Maws And Other	9.781		18.238	
	030439	Fish Fillets; Fresh Or Chilled, Carp (as Specified By The Wco), Eels (anguilla Sp	270		742	
	030449	Fish Fillets; Fresh Or Chilled, Other Than Fish Of Heading 0304.4	102.154	28.196	1.196.018	315.880
	030451	Fish Meat, Excluding Fillets, Whether Or Not Minced; Fresh Or Chilled, Tilapias, Catfish, Carp, E		6.120		15.594
	030469	Fish Fillets; Frozen, Carp (cyprinus/carassius/ctenopharyngodon Idellus/hypophthalmichthys/c		3.382		8.855
	030483	Fish Fillets; Frozen, Flat Fish (pleuronectidae, Bothidae, Cynoglossidae, Soleid	642		4.231	
	030484	Fish Fillets; Frozen, Swordfish (xiphias Gladius)	4		4	
	030487	Fish Fillets; Frozen, Tunas (of The Genus Thunnus), Skipjack Or Stripe-bellied	2.236.182	2.119.093	19.320.337	19.490.186
	030489	Fish Fillets; Frozen, Of Fish N.e.c. In Heading 0304.8	814.084	909.140	7.278.150	6.950.464
	030493	Fish Meat, Excluding Fillets, Whether Or Not Minced; Frozen, Tilapias, Catfish	6.720	8.664	17.854	18.746
	030499	Fish Meat, Excluding Fillets, Whether Or Not Minced; Frozen, N.e.c. In Item N	61.856	48.608	362.631	421.510
	030520	Fish; Livers, Roes And Milt Of Fish, Dried, Smoked, Salted Or In Brine	566.224	466.227	21.648.402	27.042.388
	030539	Fish Fillets; Dried, Salted Or In Brine, But Not Smoked, N.e.c. In Item No. 0305.3		16.476		25.617
	030549	Fish; Smoked, Whether Or Not Cooked Before Or During Smoking, N.e.c. In Item No. 0305.4, In		2		4
	030571	Fish; Edible Offal, Shark Fins		450		13.500
	030572	Fish; Edible Offal, Fish Heads, Tails And Maws	115	503	2.907	20.042
	030611	Crustaceans; Frozen, Rock Lobsters And Other Sea Crawfish (palinurus Spp., F	28.726	22.608	223.635	324.741
	030612	Crustaceans; Frozen, Lobsters (homarus Spp.), In Shell Or Not, Smoked, Cooked Or Not Before		5.280		52.436
	030614	Crustaceans; Frozen, Crabs, In Shell Or Not, Smoked, Cooked Or Not Before C	3.485	5	78.303	4
	030617	Crustaceans; Frozen, Shrimps And Prawns, Excluding Cold-water Varieties, In	6.340.887	6.928.193	55.327.028	60.983.104
	030619	Crustaceans; Frozen, N.e.c. In Item No. 0306.1, In Shell Or Not, Smoked, Cooked Or Not Before		21		15
	030631	Crustaceans; Live, Fresh Or Chilled, Rock Lobsters And Other Sea Crawfish (pa	3.882	7.662	113.216	281.256
	030633	Crustaceans; Live, Fresh Or Chilled, Crabs, Whether In Shell Or Not	186.910	1.110.975	1.386.610	8.716.900
	030636	Crustaceans; Live, Fresh Or Chilled, Shrimps And Prawns Excluding Cold-wate	1.713	6.236	8.936	34.089
	030693	Crustaceans; Crabs, Smoked, Cooked Or Not, Whether In Shell Or Not, Whet	7		30	
	030695	Crustaceans; Shrimps And Prawns, Smoked, Cooked Or Not, Whether In Shell Or Not, Whether		65		1.285
	030722	Molluscs; Scallops, Whether In Shell Or Not, Including Queen Scallops Of The Genera Pecten, C		9		7
	030742	Molluscs; Cuttle Fish And Squid, Whether In Shell Or Not, Live, Fresh Or Chilled		12		48
	030743	Molluscs; Cuttle Fish And Squid, Whether In Shell Or Not, Includes Flours, Me	505.254	450.111	2.583.396	2.469.937
	030749	Molluscs; Cuttle Fish And Squid, Whether In Shell Or Not, Includes Flours, Meals, And Pellets O		2.595		17.202
	030752	Molluscs; Octopus (octopus Spp.), Frozen	2.170.309	4.050.756	8.504.204	19.813.576
	030771	Molluscs; Clams, Cockles And Ark Shells (families Arcidae, Arcticidae, Cardiid	24.976	8.257	62.820	6.741
	030787	Molluscs; Abalone (haliotis Spp.), Whether In Shell Or Not, Dried, Salted, In B	365	1	7.300	10
	030792	Molluscs; N.e.c. In Heading 0307, Whether In Shell Or Not, Includes Flours, M	1.117		2.933	
	030819	Aquatic Invertebrates; Sea Cucumbers (stichopus Japonicus, Holothuroidea),	31.425	14.901	620.931	386.543
	040620	Dairy Produce; Cheese Of All Kinds, Grated Or Powdered	979	211	1.772	359

https://www.bps.go.id

Tabel 2. Ekspor Provinsi Asal Barang Dirinci Menurut Kode HS6 Digit, 2020—2021

Provinsi Asal	Kode HS 6	Deskripsi HS 6 Digit	Berat Bersih (Kg)		Nilai FOB (US$)	
			2020	2021	2020	2021
(1)	(2)	(3)	(4)	(5)	(6)	(7)
Sulawesi Selatan						
	040630	Dairy Produce; Cheese, Processed (not Grated Or Powdered)	500		1.750	
	040640	Dairy Produce; Cheese, Blue-veined And Other Cheese Containing Veins Prod	162		2.716	
	040690	Dairy Produce; Cheese (not Grated, Powdered Or Processed), N.e.c. In Heading No. 0406		2.040		3.550
	050800	Animal Products; Coral And Similar Materials, Shells Of Molluscs, Crustaceans	214.636	52.216	66.639	40.701
	051191	Animal Products; Of Fish Or Crustaceans, Molluscs Or Other Aquatic Inverteb	3.083	6.833	7.768	21.179
	060110	Plants, Live; Bulbs, Tubers, Tuberous Roots, Corms, Crowns And Rhizomes, D	8.150		20.375	
	070960	Vegetables; Fruits Of The Genus Capsicum Or Of The Genus Pimenta, Fresh O	69.475	19.335	60.609	54.229
	071090	Vegetable Mixtures; Uncooked Or Cooked By Steaming Or Boiling In Water, Frozen		102		109
	071220	Vegetables; Onions, Whole, Cut, Sliced, Broken Or In Powder But Not Further	310	3	934	13
	071290	Vegetables; Mixtures Of Vegetables N.e.c. In Heading No. 0712, Whole, Cut,	273.660	292.452	431.875	409.165
	071410	Vegetable Roots And Tubers; Manioc (cassava), With High Starch Or Inulin Co	284.209		696.709	
	071440	Vegetable Roots And Tubers; Taro (colocasia Spp.) With High Starch Or Inulin Content, Fresh, C		21.480		19.425
	071490	Vegetable Roots And Tubers; Arrowroot, Salep, Jerusalem Artichokes And Sin	348.635	108.000	1.310.230	103.200
	080111	Nuts, Edible; Coconuts, Desiccated	505		682	
	080112	Nuts, Edible; Coconuts, In The Inner Shell (endocarp)	2.125.200	273.240	427.728	59.934
	080119	Nuts, Edible; Coconuts, Fresh Or Dried, Other Than Desiccated Or In The Inne	891.402	240.806	202.926	53.104
	080131	Nuts, Edible; Cashew Nuts, Fresh Or Dried, In Shell	4.104.677	206.788	5.054.917	230.223
	080132	Nuts, Edible; Cashew Nuts, Fresh Or Dried, Shelled	6.473.839	6.208.219	42.552.091	39.277.655
	080310	Fruit, Edible; Plantains, Fresh Or Dried	72.000		7.317	
	080450	Fruit, Edible; Guavas, Mangoes And Mangosteens, Fresh Or Dried		21.945		74.688
	081190	Fruit, Edible; Fruit And Nuts N.e.c. In Heading No. 0811, Uncooked Or Cooked	9.230		8.122	
	081340	Fruit, Edible; Fruit N.e.c. In Heading No. 0812, Dried		68		482
	090111	Coffee; Not Roasted Or Decaffeinated	1.919.403	1.181.034	9.436.226	6.890.134
	090112	Coffee; Decaffeinated, Not Roasted	3		18	
	090121	Coffee; Roasted, Not Decaffeinated	16		172	
	090411	Spices; Pepper (of The Genus Piper), Neither Crushed Nor Ground	6.224.485	3.717.351	16.446.985	14.509.279
	090412	Spices; Pepper (of The Genus Piper), Crushed Or Ground	51.788	25.636	154.038	155.231
	090421	Spices; Fruits Of The Genus Capsicum Or Pimenta, Dried, Neither Crushed Nor Ground		70		74
	090422	Spices; Fruits Of The Genus Capsicum Or Pimenta, Crushed Or Ground	380	53	1.391	70
	090510	Spices; Vanilla, Neither Crushed Nor Ground	211	3.054	36.591	511.837
	090611	Spices; Cinnamon (cinnamomum Zeylanicum Blume), Neither Crushed Nor Gr	75.290	39.255	462.274	304.383
	090619	Spices; Cinnamon And Cinnamon-tree Flowers, Other Than Cinnamon (cinnar	15	810	24	4.224
	090620	Spices; Cinnamon And Cinnamon-tree Flowers, Crushed Or Ground	175	3.390	427	22.725
	090710	Spices; Cloves (whole Fruit, Cloves And Stems), Neither Crushed Nor Ground	6.952.768	534.741	23.363.567	2.409.775
	090720	Spices; Cloves (whole Fruit, Cloves And Stems), Crushed Or Ground	20	46.020	41	53.150
	090811	Spices; Nutmeg, Neither Crushed Nor Ground	61.670	88.911	199.129	255.056
	090812	Spices; Nutmeg, Crushed Or Ground	18	107	271	1.280
	090821	Spices; Mace, Neither Crushed Nor Ground	3.070	3.100	67.628	60.099
	090822	Spices; Mace, Crushed Or Ground	250		3.920	
	090831	Spices; Cardamoms, Neither Crushed Nor Ground	60	76	2.100	2.882
	090921	Spices; Coriander Seeds, Neither Crushed Nor Ground	210	610	309	1.489
	090922	Spices; Coriander Seeds, Crushed Or Ground	673	565	907	1.012
	090932	Spices; Cumin Seeds, Crushed Or Ground		90		92
	090961	Spices; Seeds Of Anise, Badian, Caraway Or Fennel; Juniper Berries, Neither C	3.430	310	28.449	1.224
	090962	Spices; Seeds Of Anise, Badian, Caraway Or Fennel; Juniper Berries, Crushed	370	45	1.013	55
	091011	Spices; Ginger, Neither Crushed Nor Ground	40	287	56	535
	091012	Spices; Ginger, Crushed Or Ground	1.306	992	4.452	1.949
	091030	Spices; Turmeric (curcuma)	53.053	28.125	58.320	31.303
	091091	Spices; Mixtures Of 2 Or More Products Of Different Headings	510	25	1.609	43
	091099	Spices; N.e.c. In Heading No. 0910	5.061	97.785	16.927	116.843
	100590	Cereals; Maize (corn), Other Than Seed	6.600.000	138.390	1.577.400	13.331
	100610	Cereals; Rice In The Husk (paddy Or Rough)		2		2
	110100	Wheat Or Meslin Flour	1.230.075	1.341.950	551.706	637.502
	110620	Flour, Meal And Powder; Of Sago Or Of Roots Or Tubers Of Heading No. 0714		330.600		2.491.166
	110630	Flour, Meal And Powder; Of The Products Of Chapter 8	340		1.789	
	110819	Starch; N.e.c. In Item No. 1108.11 To 1108.14	1.050		513	

https://www.bps.go.id

Tabel 2. Ekspor Provinsi Asal Barang Dirinci Menurut Kode HS6 Digit, 2020—2021

Provinsi Asal	Kode HS 6	Deskripsi HS 6 Digit	Berat Bersih (Kg)		Nilai FOB (US$)	
			2020	2021	2020	2021
(1)	(2)	(3)	(4)	(5)	(6)	(7)
Sulawesi Selatan						
	120300	Copra	564.735	29.500	477.856	19.615
	120710	Oil Seeds; Palm Nuts And Kernels, Whether Or Not Broken	3.095.820		458.920	
	121190	Plants And Parts (including Seeds And Fruits) N.e.c. In Heading No. 1211, Of A	240	5.500	9.600	28.480
	121221	Seaweeds And Other Algae; Fit For Human Consumption, Fresh, Chilled, Froz	113.702.705	132.176.881	108.956.937	148.915.559
	121229	Seaweeds And Other Algae; Not Fit For Human Consumption, Fresh, Chilled,	299.400	246.800	236.265	405.700
	121299	Vegetable Products; Fit For Human Consumption, N.e.c. In Heading No. 1212	261.520	108.000	1.245.580	1.294.335
	130190	Natural Gums, Resins, Gum-resins And Oleoresins, N.e.c. In Heading No. 1301	2.591.093	1.980.456	2.687.918	2.633.321
	130219	Vegetable Saps And Extracts; N.e.c. In Item No. 1302.1	2.057.110	2.586.610	550.507	841.293
	130231	Mucilages And Thickeners; Agar-agar, Whether Or Not Modified, Derived Fro	50	21.087	1.129	266.413
	130232	Mucilages And Thickeners; Whether Or Not Modified, Derived From Locust B	20	0	122	1
	130239	Mucilages And Thickeners; Whether Or Not Modified, Derived From Vegetab	9.714.903	9.515.697	57.294.757	58.405.202
	151190	Vegetable Oils; Palm Oil And Its Fractions, Other Than Crude, Whether Or No	2.320	2.875	2.100	2.846
	151311	Vegetable Oils; Coconut (copra) Oil And Its Fractions, Crude, Not Chemically M	2.656.440	2.053.190	2.240.481	3.076.417
	151319	Vegetable Oils; Coconut (copra) Oil And Its Fractions, Other Than Crude, Whe	373	272	1.242	906
	151590	Vegetable Fats And Oils And Their Fractions; Fixed, N.e.c. In Heading No. 151	3.844	9.611	87.618	367.918
	151800	Animal Or Vegetable Fats And Oils And Their Fractions; Oxidised, Boiled Or O	517.090		365.340	
	152190	Waxes, Other Than Vegetable, N.e.c. In Heading No. 1521; Whether Or Not R	0		88	
	160414	Fish Preparations; Tunas, Skipjack And Atlantic Bonito (sarda Spp.), Prepared	813		9.562	
	160419	Fish Preparations; Fish Prepared Or Preserved, Whole Or In Pieces (but Not Minced), N.e.c. In I		8.850		110.716
	160420	Fish Preparations; Fish Minced Or In Forms N.e.c. In Heading No. 1604, Prepa	2		2	
	160432	Fish Preparations; Caviar Substitutes, Prepared From Fish Eggs	79.140	86.005	2.151.710	3.403.510
	160510	Crustacean Preparations; Crab, Prepared Or Preserved	766.463	886.328	15.970.923	31.602.802
	160521	Crustacean Preparations; Shrimps And Prawns, Prepared Or Preserved, Not I	221.517	317.148	2.371.439	3.056.013
	160529	Crustacean Preparations; Shrimps And Prawns, Prepared Or Preserved, In Air	1.558.110	1.702.712	17.407.031	17.171.001
	160555	Mollusc Preparations; Octopus, Prepared Or Preserved	2.800		19.917	
	160559	Mollusc Preparations; N.e.c. In Item No. 1605.5, Preparations Such As Pastes,	20.928	15.435	103.676	69.391
	170290	Sugars; N.e.c. In Heading No. 1702, Including Invert Sugar And Other Sugar A	1.130	991	1.861	1.194
	170310	Sugars; Molasses, From Sugar Cane, Resulting From The Extraction Or Refinin	18.271.070	23.736.740	2.558.007	4.097.465
	170410	Sugar Confectionery; Chewing Gum, Whether Or Not Sugar-coated, Not Containing Cocoa		40		174
	170490	Sugar Confectionery; (excluding Chewing Gum, Including White Chocolate), Not Containing Co		25		43
	180100	Cocoa Beans; Whole Or Broken, Raw Or Roasted	6.550.875	10.142.517	17.831.117	25.191.532
	180200	Cocoa; Shells, Husks, Skins And Other Cocoa Waste	901.194	130.718	294.472	58.064
	180310	Cocoa; Paste, Not Defatted	5.570.232	6.637.308	31.012.191	43.373.491
	180320	Cocoa; Paste, Wholly Or Partly Defatted	412.825	297.375	1.019.858	428.719
	180400	Cocoa; Butter, Fat And Oil	825.635	264.075	9.299.855	1.060.409
	180500	Cocoa; Powder, Not Containing Added Sugar Or Other Sweetening Matter	1.285.259	100	2.195.530	677
	180610	Cocoa; Powder, Containing Added Sugar Or Other Sweetening Matter	546.000	918.000	287.144	538.804
	180620	Chocolate & Other Food Preparations Containing Cocoa; In Blocks, Slabs Or B	700		1.031	
	180690	Chocolate And Other Food Preparations Containing Cocoa; N.e.c. In Chapter	1.810	300	5.503	1.182
	190190	Food Preparations; Of Flour, Meal, Starch, Malt Extract Or Milk Products, For	320	624.766	931	1.831.661
	190219	Food Preparations; Pasta, Uncooked (excluding That Containing Eggs), Not Stuffed Or Otherwis		640		844
	190230	Food Preparations; Pasta (excluding Stuffed), Cooked Or Otherwise Prepared	35.276	7.931	58.616	13.345
	190420	Food Preparations; Obtained From Unroasted Cereal Flakes Or From Mixture	33		141	
	190490	Food Preparations; Cereal Or Cereal Products (excluding Maize), In Grain Form	259	587	355	648
	190531	Food Preparations; Sweet Biscuits, Whether Or Not Containing Cocoa	22.076	8.143	53.052	15.996
	190532	Food Preparations; Waffles And Wafers, Whether Or Not Containing Cocoa	31.568	30.981	86.309	72.815
	190590	Food Preparations; Bakers' Wares N.e.c. In Heading No. 1605, Whether Or No	8.644	28.559	22.757	47.281
	200811	Nuts; Ground-nuts, Whether Or Not Containing Added Sugar, Other Sweeten	1.066		2.339	
	200819	Nuts And Other Seeds; Whether Or Not Containing Added Sugar, Other Swee	1.144	5.048	3.316	34.065
	210111	Extracts, Essences And Concentrates; Of Coffee, And Preparations With A Bas	240	153	127	104
	210120	Extracts, Essences And Concentrates; Of Tea Or Mate, And Preparations With A Basis Of These		8.000		3.557
	210130	Chicory, Roasted And Other Roasted Coffee Substitutes; Extracts, Essences And Concentrates T		75		169
	210310	Sauces; Soya	58.113		57.352	
	210330	Mustard Flour And Meal And Prepared Mustard	1.138		9.271	
	210390	Sauces And Preparations Therefor; Mixed Condiments And Mixed Seasonings	109.473	188.452	60.596	75.605
	210690	Food Preparations; N.e.c. In Item No. 2106.10	6.193	3.815	12.324	4.753

https://www.bps.go.id

Tabel 2. Ekspor Provinsi Asal Barang Dirinci Menurut Kode HS6 Digit, 2020—2021

Provinsi Asal	Kode HS 6	Deskripsi HS 6 Digit	Berat Bersih (Kg)		Nilai FOB (US$)	
			2020	2021	2020	2021
(1)	(2)	(3)	(4)	(5)	(6)	(7)
Sulawesi Selatan						
	220210	Waters; Including Mineral And Aerated, Containing Added Sugar Or Other Sw	43.060	509	24.993	1.105
	220299	Non-alcoholic Beverages; Other Than Non-alcoholic Beer, N.e.c. In Item No. 2	33.780	6.871	10.646	1.884
	230120	Flours, Meals And Pellets; Of Fish Or Of Crustaceans, Molluscs Or Other Aqua	30.115		5.226	
	230230	Bran, Sharps And Other Residues; Of Wheat, Whether Or Not In The Form Of	79.509.802	73.856.238	14.320.344	15.159.286
	230660	Oil-cake And Other Solid Residues; Whether Or Not Ground Or In The Form C	16.982.180	10.756.700	2.169.760	1.893.595
	230690	Oil-cake And Other Solid Residues; Whether Or Not Ground Or In The Form C	11.777.000	6.775.940	492.606	254.281
	230800	Vegetable Materials And Vegetable Waste, Vegetable Residues And By-produ	1.751.665	2.001.320	254.220	283.480
	251512	Marble And Travertine; Merely Cut, By Sawing Or Otherwise, Into Blocks Or S	11.941.108	9.340.225	1.529.147	903.751
	252310	Cement Clinkers (whether Or Not Coloured)	1.006.444.261	2.077.181.089	29.265.705	64.713.911
	252329	Cement; Portland, Other Than White, Whether Or Not Artificially Coloured	672.866.619	162.300.000	25.480.738	9.053.440
	260400	Nickel Ores And Concentrates	1.405		117	
	271019	Petroleum Oils And Oils From Bituminous Minerals, Not Containing Biodiesel,	0		1	
	281122	Silicon Dioxide		4		89
	292242	Amino-acids, Other Than Those Containing More Than One Kind Of Oxygen F	6.470		34.259	
	300212	Blood, Human Or Animal, Antisera, Other Blood Fractions And Immunological Products; Antise		1		5
	300290	Toxins, Cultures Of Micro-organisms (excluding Yeasts) And Similar Products	50		95	
	300490	Medicaments; Consisting Of Mixed Or Unmixed Products N.e.c. In Heading N	87		457	
	310100	Fertilizers, Animal Or Vegetable; Whether Or Not Mixed Together Or Chemica	319.000	138.000	155.280	69.000
	320300	Colouring Matter Of Vegetable Or Animal Origin, Including Dyeing Extracts N	86	300	1.953	1.223
	321410	Mastics; Painters' Fillings	0		700	
	330119	Oils, Essential; Of Citrus Fruits N.e.c. In Heading No. 3301 (terpeneless Or Not	2		52	
	330129	Oils, Essential; N.e.c. In Heading No. 3301 (terpeneless Or Not), Including Cor	17.700	4.000	834.350	193.500
	330190	Oils, Essential; Concentrates In Fats, Fixed Oils, Waxes And The Like, Terpenic	2	1	1	1
	330499	Cosmetic And Toilet Preparations; N.e.c. In Heading No. 3304, For The Care C	22		216	
	330510	Hair Preparations; Shampoos	630		1.540	
	330610	Oral Or Dental Hygiene Preparations; Dentifrices	510		1.441	
	330790	Perfumes And Deodorizers; Perfuming Or Deodorizing Preparations N.e.c. In	15		8	
	340111	Soap And Organic Surface-active Products; In The Form Of Bars, Cakes, Moul	1.230		2.388	
	340311	Lubricating Preparations; For The Treatment Of Textile And Similar Materials	13		1.227	
	380510	Terpenic Oils; Gum, Wood Or Sulphate Turpentine Oils	357.680	304.970	598.680	1.052.388
	380610	Rosin And Resin Acids	633.600	780.000	600.186	1.011.310
	380690	Rosin; Spirit And Oils, N.e.c. In Heading No. 3806	19.200		18.276	
	390730	Epoxide Resins; In Primary Forms	168		281	
	391729	Plastics; Tubes, Pipes And Hoses Thereof, Rigid, Of Plastics N.e.c. In Heading No. 3917		0		1
	391740	Plastics; Tube, Pipe And Hose Fittings (e.g. Joints, Elbows, Flanges)		2		5
	391890	Floor, Wall Or Ceiling Coverings; Of Plastics (excluding Polymers Of Vinyl Chlo	750		483	
	392310	Plastics; Boxes, Cases, Crates And Similar Articles For The Conveyance Or Pac	985.308	61	11.590	197
	392330	Plastics; Carboys, Bottles, Flasks And Similar Articles, For The Conveyance Or	12		61	
	392490	Plastics; Household Articles And Hygienic Or Toilet Articles	8		10	
	392510	Plastics; Builders' Ware, Reservoirs, Tanks, Vats And Similar Containers Of A Capacity Exceedin		270		673
	392640	Plastics; Statuettes And Other Ornamental Articles	32		41	
	392690	Plastics; Other Articles N.e.c. In Chapter 39	1.927	1.308	33.609	4.012
	400121	Rubber; Natural (excluding Latex), In Smoked Sheets	846.720	1.189.440	1.368.763	2.698.315
	400122	Rubber; Technically Specified Natural Rubber (tsnr), In Primary Forms Or In P	483.840	524.160	618.408	856.346
	401039	Rubber; Vulcanised, Conveyor Or Transmission Belts Or Belting, N.e.c. In Hea	0		174	
	401590	Rubber; Vulcanised (other Than Hard Rubber), Articles Of Apparel And Clothi	0		44	
	401691	Rubber; Vulcanised (other Than Hard Rubber), Floor Coverings And Mats, Of	0		255	
	401699	Rubber; Vulcanised (other Than Hard Rubber), Articles N.e.c. In Heading No.	8		10	
	410640	Tanned Or Crust Hides And Skins; Of Reptiles, Whether Or Not Split, But Not	947	1.220	136.820	148.616
	420221	Cases And Containers; Handbags (whether Or Not With Shoulder Strap And Including Those W		1		78
	420222	Cases And Containers; Handbags (whether Or Not With Shoulder Strap And Including Those W		5		138
	420299	Cases And Containers; N.e.c. In Heading 4202, Of Vulcanised Fibre Or Of Paperboard, Or Whol		4		249
	440290	Wood; Charcoal Of Wood Other Than Bamboo (including Shell Or Nut Charco	531.400	125.000	192.628	53.250
	440725	Wood, Tropical; Dark Red Meranti, Light Red Meranti And Meranti Bakau, Sa	9.341	2.002	14.584	2.782
	440729	Wood, Tropical, N.e.c. In Item No. 4407.2, Sawn Or Chipped Lengthwise, Sliced Or Peeled, Wh		8.284		11.516
	440890	Wood; N.e.c. In Heading No. 4408, Sheets For Veneer Or Plywood, Other Wood Sawn Lengthw		680		2

https://www.bps.go.id

Tabel 2. Ekspor Provinsi Asal Barang Dirinci Menurut Kode HS6 Digit, 2020—2021

Provinsi Asal	Kode HS 6	Deskripsi HS 6 Digit	Berat Bersih (Kg)		Nilai FOB (US$)	
			2020	2021	2020	2021
(1)	(2)	(3)	(4)	(5)	(6)	(7)
Sulawesi Selatan						
	440922	Wood; Tropical (including Unassembled Strips And Friezes For Parquet Floori	1.694.088	251.498	1.581.869	411.723
	440929	Wood; Non-coniferous, Other Than Bamboo Or Tropical Wood, (including Un	9.483		16.178	
	441231	Plywood; Consisting Only Of Sheets Of Wood (not Bamboo), Each Ply 6mm O	44.947.069	36.691.270	33.370.086	45.022.620
	441233	Plywood; With Sheets Of Wood Only; Not Bamboo; Each Ply 6mm Or Less, W	662.178	275.209	560.152	227.149
	441299	Plywood, Veneered Panels And Similar Laminated Wood (other Than Blockbo	226.686		159.481	
	441879	Wood; Assembled Flooring Panels, N.e.c In Headings 4418.73, 4418.74 Or 44	33.951	28.002	54.676	44.424
	441899	Wood; Builders' Joinery And Carpentry Of Wood N.e.c. In Heading No. 4418,	29.322	77.530	30.956	62.003
	441990	Tableware And Kitchenware, Of Wood; Not Of Bamboo		12		36
	442199	Wood; Not Of Bamboo, Articles N.e.c. In Heading No. 4414 To 4420 (excludin	358.020	204.672	208.574	70.860
	481910	Paper And Paperboard; Cartons, Boxes And Cases, Of Corrugated Paper Or Pa	504	98	653	171
	481920	Paper And Paperboard; Folding Cartons, Boxes And Cases, Of Non-corrugated Paper Or Paperb		66		145
	482010	Paper And Paperboard; Registers, Account Books, Note Books, Order Books, Receipt Books, Let		9		205
	482090	Paper Or Paperboard; Stationery N.e.c. In Heading No. 4820	0		1	
	490110	Printed Matter; In Single Sheets, Whether Or Not Folded		0		1
	490199	Printed Matter; Books, Brochures, Leaflets And Similar Printed Matter N.e.c.	175	4	3.005	19
	490700	Unused Postage, Revenue Or Similar Stamps Of Current Or New Issue In The	3	9	7	18
	491000	Calendars; Printed, Of Any Kind, Including Calendar Blocks	3		21	
	491110	Printed Matter; Trade Advertising Material, Commercial Catalogues And The Like		1		74
	491199	Printed Matter; N.e.c. In Heading No. 4911		1		90
	500710	Silk; Woven Fabrics Of Noil Silk		11		353
	560811	Twine, Cordage Or Rope; Fishing Nets, Made Up, Of Man Made Textile Mater	17.460	43.104	72.480	227.200
	580790	Labels, Badges And Similar Articles; (other Than Woven), Of Textile Materials	29		134	
	590190	Textile Fabrics; Coated With Gum Or Amylaceous Substances, Tracing Cloth,	2	3	37	42
	610690	Blouses, Shirts And Shirt-blouses; Women's Or Girls', Of Textile Materials (oth	177		373	
	610990	T-shirts, Singlets And Other Vests; Of Textile Materials (other Than Cotton), Knitted Or Crochet		1		1
	611780	Clothing Accessories; Knitted Or Crocheted, N.e.c. In Heading No. 6117	208		16.936	
	620322	Ensembles; Men's Or Boys', Of Cotton (not Knitted Or Crocheted)		1		24
	620442	Dresses; Women's Or Girls', Of Cotton (not Knitted Or Crocheted)	1.800	9	1.887	305
	620690	Blouses, Shirts And Shirt-blouses; Women's Or Girls', Of Textile Materials N.e	5	2	88	46
	621050	Garments; Women's Or Girls', N.e.c. In Item No. 6210.3, Of The Fabrics Of Heading No. 5602, 5		2		42
	621710	Clothing Accessories; Other Than Those Of Heading No. 6212 (not Knitted Or	1.525	5.751	71.128	267.543
	630539	Sacks And Bags; Of A Kind Used For The Packing Of Goods, Of Man-made Textile Materials, No		142		5.860
	630790	Textiles; Made Up Articles (including Dress Patterns), N.e.c. In Chapter 63, N.	6.574	1	78.621	1
	630900	Clothing; Worn, And Other Worn Articles	1.006		3.204	
	650610	Headgear; Safety, Whether Or Not Lined Or Trimmed	5		1.704	
	680221	Marble, Travertine And Alabaster; Simply Cut Or Sawn, With A Flat Or Even S	4.761.507	2.125.644	2.561.001	1.019.681
	680291	Marble, Travertine And Alabaster; Articles Thereof, (other Than Simply Cut O	23.882		11.933	
	680299	Stone; Natural (excluding Marble, Travertine, Alabaster, Other Calcareous Stone Or Granite), N		87		808
	680530	Abrasive Powder Or Grain; Natural Or Artificial, On A Base Of Materials N.e.c.	0		103	
	681019	Cement, Concrete Or Artificial Stone; Tiles, Flagstones And Similar, (excluding	17.983	26.711	101.966	91.432
	690390	Refractory Ceramic Goods; Composition Of Which N.e.c. In Heading No. 6903	11		83.491	
	701610	Glass Cubes And Other Glass Smallwares; Whether Or Not On A Backing, For	76		140	
	701790	Glassware; Laboratory, Hygienic Or Pharmaceutical, Whether Or Not Graduat	16		20	
	702000	Glass; Articles N.e.c. In Chapter 70	33		120	
	710121	Pearls; Cultured, Unworked, Whether Or Not Graded (but Not Strung, Mounted Or Set), Temp		1		18
	720260	Ferro-alloys; Ferro-nickel	47.014.507	98.256.766	66.350.398	178.084.841
	730210	Iron Or Steel, Railway Or Tramway Track Construction Material; Rails	68.968	10.560	8.494	4.800
	732393	Steel, Stainless; Table, Kitchen And Other Household Articles And Parts There	7		35	
	750110	Nickel; Nickel Mattes	91.222.244	82.732.283	764.413.239	953.173.742
	760120	Aluminium; Unwrought, Alloys	171.598		204.721	
	820299	Tools, Hand; Saw Blades N.e.c. In Heading No. 8202	0		24	
	820551	Tools, Hand; Household Tools	0		365	
	820559	Tools, Hand; Other Hand Tools (including Glaziers Diamonds), Excluding Hous	0		8	
	820590	Tools, Hand; N.e.c. In Heading 8205, Including Anvils, Portable Forges, Hand	0		47	
	820760	Tools, Interchangeable; (for Machine Or Hand Tools, Whether Or Not Power-	50		551	
	820790	Tools, Interchangeable; (for Machine Or Hand Tools, Whether Or Not Power-	16		30	

https://www.bps.go.id

Tabel 2. Ekspor Provinsi Asal Barang Dirinci Menurut Kode HS6 Digit, 2020—2021

Provinsi Asal	Kode HS 6	Deskripsi HS 6 Digit	Berat Bersih (Kg)		Nilai FOB (US$)	
			2020	2021	2020	2021
(1)	(2)	(3)	(4)	(5)	(6)	(7)
Sulawesi Selatan						
	820900	Tools; Plates, Sticks, Tips And The Like For Tools, Unmounted, Of Sintered Me	118		1.018	
	821193	Knives; With Cutting Blades, (having Other Than Fixed Blades), Serrated Or N	0		9	
	821599	Cutlery; Other Than Plated With Precious Metal	8		10	
	830170	Keys; Presented Separately, Of Base Metal	22	1	246	6
	830249	Mountings, Fittings And Similar Articles; Suitable For Other Than Buildings Or	0		59	
	841280	Engines; Pneumatic Power Engines And Motors, N.e.c. In Heading No. 8412		260		3.367
	841350	Pumps; Reciprocating Positive Displacement Pumps, N.e.c. In Heading No. 8413, For Liquids		300		2.000
	841392	Liquid Elevators; Parts Thereof		1		2
	841459	Fans; N.e.c. In Item No. 8414.51		454		25.058
	841989	Machinery, Plant And Laboratory Equipment; For Treating Materials By Chan	68		1.885	
	842123	Machinery; Filtering Or Purifying Machinery, Oil Or Petrol Filters For Internal Combustion Engir		256		6.517
	842131	Machinery; Intake Air Filters For Internal Combustion Engines		5.117		19.722
	842389	Weighing Machines; Having A Maximum Weighing Capacity Exceeding 5000kg		100		1.500
	842490	Mechanical Appliances; Parts Of Machines Projecting, Dispersing Or Spraying	0		9	
	842539	Winches; Capstans; Not Powered By An Electric Motor	1		11	
	842890	Lifting, Handling, Loading Or Unloading Machinery; N.e.c. In Heading No. 8425, 8426, 8427 Or		3		8
	842920	Graders And Levellers		30.000		26.620
	842959	Mechanical Shovels, Excavators And Shovel Loaders; N.e.c. In Item No. 8429.50		3.805		20.947
	843120	Machinery; Parts Of The Machinery Of Heading No. 8427		1		31
	843139	Machinery; Parts Of The Machinery Of Heading No. 8428, (other Than Lifts, S	1		60	
	843141	Machinery Parts; Buckets, Shovels, Grabs And Grips, For The Machinery Of Heading No. 8426 A		89.445		101.036
	843149	Machinery; Parts Of Machines Handling Earth, Minerals Or Ores And N.e.c. In	80	25.850	6.034	59.473
	843860	Machinery; Industrial, For The Preparation Of Fruits, Nuts Or Vegetables	8		10	
	843890	Machinery; Parts Of Those Machines Used In The Industrial Preparation Or Manufacture Of Fo		1.460		46.680
	845910	Machine-tools; Way-type Unit Head Machines, For Drilling, Boring, Milling, Threading Or Tappi		16.000		16.330
	846410	Machine-tools; Sawing Machines, For Working Stone, Ceramics, Concrete, Asbestos-cement Or		5.000		25.000
	846711	Tools; For Working In The Hand, Pneumatic, Rotary Type (including Combine	0		115	
	846890	Machinery And Apparatus; Parts, Soldering, Brazing Or Welding, Whether Or	32		780	
	847130	Automatic Data Processing Machines; Portable, Weighing Not More Than 10	1	5	3.506	836
	847141	Automatic Data Processing Machines; Comprising In The Same Housing At Le	34		4.429	
	847149	Automatic Data Processing Machines; Presented In The Form Of Systems, N.e	0		792	
	847150	Units Of Automatic Data Processing Machines; Processing Units Other Than Those Of Item No.		1		326
	847170	Units Of Automatic Data Processing Machines; Storage Units	0	12	47	503
	847180	Units Of Automatic Data Processing Machines; N.e.c. In Item No. 8471.50, 84	0		130	
	847329	Machinery; Parts And Accessories Of The Machines Of Item No. 8470.30. 8470.50 Or 8470.90 (		8		834
	847330	Machinery; Parts And Accessories (other Than Covers, Carrying Cases And Th	4	26	1.233	3.488
	847990	Machines And Mechanical Appliances; Parts, Of Those Having Individual Func	11	13	22.099	125.351
	848180	Taps, Cocks, Valves And Similar Appliances; For Pipes, Boiler Shells, Tanks, Vats Or The Like, Inc		6		700
	848280	Bearings; N.e.c. In Heading No. 8482, Including Combined Ball/roller		5		2
	848340	Gears And Gearing; (not Toothed Wheels, Chain Sprockets And Other Transmission Elements P		160		116
	848410	Gaskets And Similar Joints; Of Metal Sheeting Combined With Other Material Or Two Or More		57		1.316
	848490	Gasket Sets Or Assortments Of Gaskets And Similar Joints; Dissimilar In Composition, Put Up In		441		1.907
	850152	Electric Motors; Ac Motors, Multi-phase, Of An Output Exceeding 750w But Not Exceeding 75k		15		674
	850213	Electric Generating Sets; With Compression-ignition Internal Combustion Piston Engines (diese		19.600		220.000
	850300	Electric Motors And Generators; Parts Suitable For Use Solely Or Principally With The Machine		2.195		13.031
	850432	Transformers; N.e.c. In Item No. 8504.2, Having A Power Handling Capacity Exceeding 1kva Bu		678		9.016
	850440	Electrical Static Converters	9	30	155	2.630
	851762	Communication Apparatus (excluding Telephone Sets Or Base Stations); Mac	0		1.321	
	851769	Communication Apparatus (excluding Telephone Sets Or Base Stations); Machines For The Tra		5		1.321
	851830	Headphones And Earphones, Whether Or Not Combined With A Microphone	0	5	236	216
	851920	Sound Recording Or Reproducing Apparatus; Operated By Coins, Banknotes, Bank Cards, Toke		1		3
	852321	Magnetic Media; Cards Incorporating A Magnetic Stripe, Whether Or Not Recorded, Excluding		1		19
	852359	Semiconductor Media; Other Than Smart Cards, Whether Or Not Recorded, E	0		1	
	852691	Radio Navigational Aid Apparatus	0		8.545	
	852852	Monitors; Other Than Cathode-ray Tube; Capable Of Directly Connecting To A	3	1	185	665
	852910	Reception And Transmission Apparatus; Aerials And Aerial Reflectors Of All K	8		1.511	
	853329	Electrical Resistors; Fixed, For A Power Handling Capacity Exceeding 20w (including Rheostats A		13		2.553
	853669	Electrical Apparatus; Plugs And Sockets, For A Voltage Not Exceeding 1000 V	0		19	
	853690	Electrical Apparatus; N.e.c. In Heading No. 8536, For Switching Or Protecting	81		211	

https://sulsel.bps.go.id

Tabel 2. Ekspor Provinsi Asal Barang Dirinci Menurut Kode HS6 Digit, 2020—2021

Provinsi Asal	Kode HS 6	Deskripsi HS 6 Digit	Berat Bersih (Kg)		Nilai FOB (US$)	
			2020	2021	2020	2021
(1)	(2)	(3)	(4)	(5)	(6)	(7)
Sulawesi Selatan						
	853810	Electrical Apparatus; Parts (e.g. Boards, Panels, Consoles, Desks, Cabinets, Other Bases), For G		1		1
	854129	Electrical Apparatus; Transistors, (other Than Photosensitive), With A Dissipation Rate Of 1w O		1		550
	854390	Electrical Machines And Apparatus; Parts Of The Electrical Goods Of Heading	3		2.556	
	854420	Insulated Electric Conductors; Co-axial Cable And Other Co-axial Electric Conc	25		1.927	
	854442	Insulated Electric Conductors; For A Voltage Not Exceeding 1000 Volts, Fitted	0		149	
	871120	Motorcycles (including Mopeds) And Cycles; Fitted With An Auxiliary Motor,	55.125	15.988	891.010	267.400
	901480	Navigational Instruments And Appliances; For Navigation Other Than Aerona	23		10.113	
	901540	Surveying Equipment; Photogrammetrical Surveying Instruments And Appliar	31		4.380	
	901580	Surveying Equipment; Articles N.e.c. In Heading No. 9015, Including Hydrogra	0		1.182	
	901590	Surveying Equipment; Parts And Accessories For Articles Of Heading No. 9015	13		4.243	
	901600	Balances; Of A Sensitivity Of 5cg Or Better, With Or Without Weights	133		4.437	
	901819	Medical, Surgical Instruments And Appliances; Electro-diagnostic Apparatus (	9		250	
	901890	Medical, Surgical Or Dental Instruments And Appliances; N.e.c. In Heading No	213		616.666	
	902000	Breathing Appliances And Gas Masks; Excluding Protective Masks Having Neit	263		15.383	
	902519	Thermometers And Pyrometers; (other Than Liquid Filled, For Direct Reading	10		30	
	902580	Hydrometers And Similar Floating Instruments, Barometers, Hygrometers, Ps	8	1	10	53
	902680	Instruments And Apparatus; For Measuring Or Checking Variables Of Liquids Or Gases (excludi		1		207
	902730	Spectrometers, Spectrophotometers And Spectrographs; Using Optical Radiat	8		34.572	
	902790	Microtomes And Parts And Accessories Thereof		55		26.439
	903033	Instruments And Apparatus; For Measuring Or Checking Voltage, Current, Re	2		890	
	910199	Pocket-watches And Other Watches, Including Stop-watches; (excluding Wrist-watches), With		1		424
	920290	Musical Instruments; String, Played Other Than With A Bow (e.g. Guitars And	5		140	
	920790	Musical Instruments; (other Than Keyboard), The Sound Of Which Is Produced Or Must Be Am		8		412
	920999	Musical Instruments; Parts And Accessories For Musical Instruments N.e.c. In Heading No. 920		13		22
	930700	Arms; Swords, Cutlasses, Bayonets, Lances And The Like, Parts Thereof And S	3		51	
	940169	Seats; With Wooden Frames, Not Upholstered, (excluding Medical, Surgical,	1.038	20	5.658	71
	940180	Seats; N.e.c. In Heading No. 9401, (excluding Medical, Surgical, Dental, Veteri	400		4.640	
	940320	Furniture; Metal, Other Than For Office Use	2.000		2.010	
	940360	Furniture; Wooden, Other Than For Office, Kitchen Or Bedroom Use	232.145	296.122	2.977.028	3.673.939
	940429	Mattresses; Of Other Materials, Not Cellular Rubber Or Plastics	9.000		16.587	
	950300	Tricycles, Scooters, Pedal Cars And Similar Wheeled Toys; Dolls' Carriages; Do	3		133	
	950691	Athletics And Gymnastics Equipment	7		32	
	960190	Bone, Tortoise Shell, Horn, Antlers, Coral, Mother-of-pearl And Other Animal	40.018	26.022	688.553	1.179.856
	960310	Brooms And Brushes; Consisting Of Twigs Or Other Vegetable Materials Boun	980		11.177	
	960390	Brooms, Brushes, Mops, Feather Dusters, Squeegees, Hand Operated Mecha	0		32	
	960610	Press-fasteners, Snap-fasteners, Press-studs And Parts Therefor	664	766	14.654	30.741
	960621	Buttons; Of Plastics, Not Covered With Textile Material		1.600		1.920
	960629	Buttons; Of Other Than Base Metal Or Plastics, Not Covered With Textile Mat	856	905	45.799	130.876
	960630	Button Moulds And Other Parts Of Buttons; Button Blanks	15.736	18.320	664.308	742.394
	961900	Sanitary Towels (pads) And Tampons, Napkins And Napkin Liners For Babies	17		135	
	999910	Postal packages n.c.a.k	5.546	5.148	271.276	94.030
	080290	Nuts, Edible; N.e.c. In Heading No. 0801 And 0802, Fresh Or Dried, Whether	114.135	7.360	25.773	22.684
	382200	Reagents; Diagnostic Or Laboratory Reagents On A Backing And Prepared Diagnostic Or Labora		1		212
	441294	Blockboard, Laminboard And Battenboard (not Bamboo, And Other Than Ply	663.228	539.472	507.257	504.703
	441820	Wood; Doors And Their Frames And Thresholds	66.355	161.812	86.101	163.604
	441860	Wood; Posts And Beams		7.805		13.483
	442010	Wood; Statuettes And Other Ornaments Of Wood		16		68
	846229	Machine-tools; Bending, Folding, Straightening Or Flattening Machines (inclu	8		10	
	851410	Furnaces And Ovens; Electric, For Industrial Or Laboratory Use, Resistance He	66		3.213	
	880390	Aircraft And Spacecraft; Parts Thereof N.e.c. In Chapter 88		2.852		7.390
	940540	Lamps And Light Fittings; Electric, N.e.c. In Heading No. 9405	1		2	
	902780	Instruments And Apparatus; For Physical Or Chemical Analysis, For Measuring	152		7.178	
	940390	Furniture; Parts	1		39	
	970190	Artwork; Collages And Similar Decorative Plaques	43	89	176	1.715
Total Sulawesi Selatan			**2.227.306.804**	**2.797.383.500**	**1.473.887.365**	**1.868.150.163**

https://www.bps.go.id

Tabel 2. Ekspor Provinsi Asal Barang Dirinci Menurut Kode HS6 Digit, 2020—2021

Provinsi Asal	Kode HS 6	Deskripsi HS 6 Digit	Berat Bersih (Kg)		Nilai FOB (US$)	
			2020	2021	2020	2021
(1)	(2)	(3)	(4)	(5)	(6)	(7)
Sulawesi Tenggara						
	030111	Fish; Live, Ornamental, Freshwater		5		89
	030119	Fish; Live, Ornamental, Other Than Freshwater		91		652
	030199	Fish; Live, N.e.c. In Heading 0301	3.110	6.255	53.796	187.231
	030289	Fish; Fresh Or Chilled, N.e.c. In Heading 0302, Excluding Fillets, Fish Meat Of (	5.925		28.340	
	030343	Fish; Frozen, Skipjack Or Stripe-bellied Bonito, Excluding Fillets, Fish Meat Of	54.000		71.037	
	030359	Fish; Frozen, N.e.c. In Item No. 0303.5, Excluding Fillets, Fish Meat Of 0304, A	10.000	82.937	13.020	545.475
	030389	Fish; Frozen, N.e.c. In Heading 0303, Excluding Fillets, Fish Meat Of 0304, Anc	173.178	142.062	691.656	761.853
	030487	Fish Fillets; Frozen, Tunas (of The Genus Thunnus), Skipjack Or Stripe-bellied	810.718	1.012.496	7.058.918	9.108.814
	030489	Fish Fillets; Frozen, Of Fish N.e.c. In Heading 0304.8	742.228	1.388.630	5.945.219	12.379.881
	030571	Fish; Edible Offal, Shark Fins	11.570	13.066	191.996	272.728
	030579	Fish; Edible Offal, Other Than Shark Fins, Fish Heads, Tails And Maws		688		22.787
	030611	Crustaceans; Frozen, Rock Lobsters And Other Sea Crawfish (palinurus Spp., Panulirus Spp., Jas		694		11.424
	030617	Crustaceans; Frozen, Shrimps And Prawns, Excluding Cold-water Varieties, In	259.394	405.722	1.955.687	3.306.645
	030631	Crustaceans; Live, Fresh Or Chilled, Rock Lobsters And Other Sea Crawfish (pa	465	164	13.275	8.300
	030633	Crustaceans; Live, Fresh Or Chilled, Crabs, Whether In Shell Or Not	31.864	45.096	92.905	145.241
	030743	Molluscs; Cuttle Fish And Squid, Whether In Shell Or Not, Includes Flours, Me	60.972	3.350	207.519	22.035
	030752	Molluscs; Octopus (octopus Spp.), Frozen	874.599	542.696	3.774.192	3.075.536
	030890	Aquatic Invertebrates; Other Than Crustaceans, Molluscs, Sea Urchins, Sea Cucumbers And Jel		230		10.904
	050800	Animal Products; Coral And Similar Materials, Shells Of Molluscs, Crustaceans	20.000		3.600	
	080131	Nuts, Edible; Cashew Nuts, Fresh Or Dried, In Shell	4.120.516	2.355.287	5.634.237	2.904.530
	090411	Spices; Pepper (of The Genus Piper), Neither Crushed Nor Ground	27.000		82.170	
	090710	Spices; Cloves (whole Fruit, Cloves And Stems), Neither Crushed Nor Ground	490.250	96.000	1.845.760	514.206
	090811	Spices; Nutmeg, Neither Crushed Nor Ground		38.040		140.065
	120300	Copra	48.550	68.760	48.550	87.740
	121221	Seaweeds And Other Algae; Fit For Human Consumption, Fresh, Chilled, Froz	1.739.380	1.437.160	1.587.911	1.187.265
	130239	Mucilages And Thickeners; Whether Or Not Modified, Derived From Vegetab	3	2	8	4
	140490	Vegetable Products; N.e.c. In Chapter 14		15.500		11.166
	160510	Crustacean Preparations; Crab, Prepared Or Preserved		48.088		2.091.248
	160552	Mollusc Preparations; Scallops, Including Queen Scallops, Prepared Or Preser	16.000		25.200	
	160555	Mollusc Preparations; Octopus, Prepared Or Preserved	3.000	500	24.800	5.300
	180400	Cocoa; Butter, Fat And Oil	20.000		108.340	
	230660	Oil-cake And Other Solid Residues; Whether Or Not Ground Or In The Form Of Pellets, Resultin		309.375		154.688
	271320	Petroleum Bitumen; Obtained From Bituminous Minerals	198.977		200.640	
	271490	Bitumen And Asphalt, Natural; Asphaltites And Asphaltic Rock	116.902.101	50.002.000	4.221.382	1.500.060
	300212	Blood, Human Or Animal, Antisera, Other Blood Fractions And Immunologica	6		803	
	330190	Oils, Essential; Concentrates In Fats, Fixed Oils, Waxes And The Like, Terpenic	9.000		396.037	
	392690	Plastics; Other Articles N.e.c. In Chapter 39	179		1.254	
	440922	Wood; Tropical (including Unassembled Strips And Friezes For Parquet Floori	211.974	87.259	336.245	95.295
	441879	Wood; Assembled Flooring Panels, N.e.c In Headings 4418.73, 4418.74 Or 44	81.296		197.427	
	441899	Wood; Builders' Joinery And Carpentry Of Wood N.e.c. In Heading No. 4418, Other Than Of Ba		70.947		81.212
	530500	Coconut, Abaca (manila Hemp Or Musa Textilis Nee), Ramie And Other Veget	35.420		6.997	
	611780	Clothing Accessories; Knitted Or Crocheted, N.e.c. In Heading No. 6117	13		152	
	710121	Pearls; Cultured, Unworked, Whether Or Not Graded (but Not Strung, Mounted Or Set), Temp		41		245.000
	720260	Ferro-alloys; Ferro-nickel	744.800.394	969.097.934	1.208.660.413	1.798.148.494
	721891	Steel, Stainless; Semi-finished Products, Of Rectangular (other Than Square) Cross-section		15.763.380		37.408.851
	721899	Steel, Stainless; Semi-finished Products, Other Than Of Rectangular Cross-sec	751.090.020	1.264.052.260	1.153.561.340	2.549.210.268
	730210	Iron Or Steel, Railway Or Tramway Track Construction Material; Rails	113.180		16.468	
	847960	Machinery And Mechanical Appliances; Evaporative Air Coolers	34.535		179.318	
	902000	Breathing Appliances And Gas Masks; Excluding Protective Masks Having Neit	8		23	
	999910	Postal packages n.c.a.k	306	8.642	25.623	81.349
Total Sulawesi Tenggara			**1.623.000.129**	**2.307.095.357**	**2.397.262.254**	**4.423.726.332**

https://www.bps.go.id

Tabel 2. Ekspor Provinsi Asal Barang Dirinci Menurut Kode HS6 Digit, 2020—2021

Provinsi Asal	Kode HS 6	Deskripsi HS 6 Digit	Berat Bersih (Kg)		Nilai FOB (US$)	
			2020	2021	2020	2021
(1)	(2)	(3)	(4)	(5)	(6)	(7)
Gorontalo						
	030232	Fish; Fresh Or Chilled, Yellowfin Tunas (thunnus Albacares), Excluding Fillets,	4.041	332	18.238	199
	030289	Fish; Fresh Or Chilled, N.e.c. In Heading 0302, Excluding Fillets, Fish Meat Of (	476		1.941	
	030449	Fish Fillets; Fresh Or Chilled, Other Than Fish Of Heading 0304.4	78.523	23.261	403.940	241.177
	030487	Fish Fillets; Frozen, Tunas (of The Genus Thunnus), Skipjack Or Stripe-bellied Bonito (euthynnu		5.071		53.040
	030633	Crustaceans; Live, Fresh Or Chilled, Crabs, Whether In Shell Or Not		3.364		17.858
	080111	Nuts, Edible; Coconuts, Desiccated	8.210.872	15.298.467	14.205.901	34.038.654
	080119	Nuts, Edible; Coconuts, Fresh Or Dried, Other Than Desiccated Or In The Inne	18.002		10.497	
	080131	Nuts, Edible; Cashew Nuts, Fresh Or Dried, In Shell		47.740		62.980
	081110	Fruit, Edible; Strawberries, Uncooked Or Cooked By Steaming Or Boiling In W	746.900	202.000	1.392.850	468.840
	100590	Cereals; Maize (corn), Other Than Seed	37.100.000		8.891.750	
	120300	Copra	33.100		30.250	
	151311	Vegetable Oils; Coconut (copra) Oil And Its Fractions, Crude, Not Chemically M	8.150		21.366	
	151319	Vegetable Oils; Coconut (copra) Oil And Its Fractions, Other Than Crude, Whe	13.500	8.500	45.630	22.850
	170310	Sugars; Molasses, From Sugar Cane, Resulting From The Extraction Or Refinin	21.700.850	23.861.992	4.340.170	3.698.609
	200990	Juices; Mixtures Of Fruits Or Vegetables, Unfermented, Not Containing Adde	6.578	414	766.075	50.820
	210690	Food Preparations; N.e.c. In Item No. 2106.10	457.260	1.362.652	439.180	1.826.812
	230650	Oil-cake And Other Solid Residues; Whether Or Not Ground Or In The Form Of Pellets, Resultin		6.400.000		1.280.000
	252329	Cement; Portland, Other Than White, Whether Or Not Artificially Coloured	62.870.000		2.239.813	
	382319	Industrial Monocarboxylic Fatty Acids; Acid Oils From Refining; (other Than St	239.338		94.702	
	440290	Wood; Charcoal Of Wood Other Than Bamboo (including Shell Or Nut Charcoal), Whether Or N		33.976		37.706
	999910	Postal packages n.c.a.k	40	22	6.478	554
Total Gorontalo			**131.487.629**	**47.247.791**	**32.908.780**	**41.800.098**
Sulawesi Barat						
	030559	Fish; Dried, Whether Or Not Salted But Not Smoked, Other Than Edible Fish C	12.150		29.500	
	030569	Fish; Salted Or In Brine, Not Dried Or Smoked, Other Than Edible Fish Offal, N	15.495	20.552	7.821	18.250
	071290	Vegetables; Mixtures Of Vegetables N.e.c. In Heading No. 0712, Whole, Cut, S	101.775	128.946	175.638	124.714
	080450	Fruit, Edible; Guavas, Mangoes And Mangosteens, Fresh Or Dried	40.148		80.295	
	090111	Coffee; Not Roasted Or Decaffeinated	38.400		200.832	
	090121	Coffee; Roasted, Not Decaffeinated	2		0	
	120300	Copra	138.110		116.468	
	140490	Vegetable Products; N.e.c. In Chapter 14	20.826.879		2.057.438	
	151110	Vegetable Oils; Palm Oil And Its Fractions, Crude, Not Chemically Modified	221.995.002	999.920	143.678.766	1.005.920
	151190	Vegetable Oils; Palm Oil And Its Fractions, Other Than Crude, Whether Or No	504.202.810	585.067.481	318.134.925	625.047.826
	151321	Vegetable Oils; Palm Kernel Or Babassu Oil And Their Fractions, Crude, Not Ch	11.299.300		6.560.678	
	180100	Cocoa Beans; Whole Or Broken, Raw Or Roasted	6.800.480	4.228.014	16.949.680	10.833.087
	330129	Oils, Essential; N.e.c. In Heading No. 3301 (terpeneless Or Not), Including Concretes And Absol		10.600		493.430
	380510	Terpenic Oils; Gum, Wood Or Sulphate Turpentine Oils		140.000		458.740
	380610	Rosin And Resin Acids	153.600	1.403.040	193.040	1.995.396
	382319	Industrial Monocarboxylic Fatty Acids; Acid Oils From Refining; (other Than St	23.999.453	27.499.031	14.691.078	25.726.589
	440922	Wood; Tropical (including Unassembled Strips And Friezes For Parquet Floori	37.231		49.968	
	530500	Coconut, Abaca (manila Hemp Or Musa Textilis Nee), Ramie And Other Vegetable Textile Fibre		16.425		5.010
	960310	Brooms And Brushes; Consisting Of Twigs Or Other Vegetable Materials Bound Together, With		11.200		1.792
	999910	Postal packages n.c.a.k	144	347	9.008	9.634
	441820	Wood; Doors And Their Frames And Thresholds	65.376		86.978	
Total Sulawesi Barat			**789.726.353**	**619.525.556**	**503.022.113**	**665.720.388**

https://www.bps.go.id

Tabel 2. Ekspor Provinsi Asal Barang Dirinci Menurut Kode HS6 Digit, 2020—2021

Provinsi Asal	Kode HS 6	Deskripsi HS 6 Digit	Berat Bersih (Kg)		Nilai FOB (US$)	
			2020	2021	2020	2021
(1)	(2)	(3)	(4)	(5)	(6)	(7)
Maluku						
	030199	Fish; Live, N.e.c. In Heading 0301	87.369	147.400	1.528.330	3.103.101
	030232	Fish; Fresh Or Chilled, Yellowfin Tunas (thunnus Albacares), Excluding Fillets,	269.354	9.579	1.604.358	41.290
	030234	Fish; Fresh Or Chilled, Bigeye Tunas (thunnus Obesus), Excluding Fillets, Fish I	201.602		1.324.366	
	030239	Fish; Fresh Or Chilled, Tuna, N.e.c. In Item No. 0302.3, Excluding Fillets, Fish M	235.392	809.654	1.273.814	4.196.370
	030247	Fish; Fresh Or Chilled, Swordfish (xiphias Gladius), Excluding Fillets, Fish Meat Of 0304, And Edi		3.513		16.417
	030249	Fish; Fresh Or Chilled, N.e.c. In Item No. 0302.4, Excluding Fillets, Fish Meat C	25.000		33.250	
	030289	Fish; Fresh Or Chilled, N.e.c. In Heading 0302, Excluding Fillets, Fish Meat Of (	367		1.766	
	030342	Fish; Frozen, Yellowfin Tunas (thunnus Albacares), Excluding Fillets, Fish Mea	78.000		159.594	
	030343	Fish; Frozen, Skipjack Or Stripe-bellied Bonito, Excluding Fillets, Fish Meat Of	73.500		104.835	
	030354	Fish; Frozen, Mackerel (scomber Scombrus, Scomber Australasicus, Scomber Japonicus), Exclu		9.737		30.809
	030389	Fish; Frozen, N.e.c. In Heading 0303, Excluding Fillets, Fish Meat Of 0304, And	9.979	8.382	67.544	31.269
	030445	Fish Fillets; Fresh Or Chilled, Swordfish (xiphias Gladius)		2.257		11.874
	030449	Fish Fillets; Fresh Or Chilled, Other Than Fish Of Heading 0304.4	905	3.615	14.279	25.029
	030484	Fish Fillets; Frozen, Swordfish (xiphias Gladius)		28.322		150.682
	030487	Fish Fillets; Frozen, Tunas (of The Genus Thunnus), Skipjack Or Stripe-bellied	778.996	920.350	6.740.492	8.547.616
	030499	Fish Meat, Excluding Fillets, Whether Or Not Minced; Frozen, N.e.c. In Item No. 0304.9		32.871		202.269
	030571	Fish; Edible Offal, Shark Fins	2.892		68.159	
	030611	Crustaceans; Frozen, Rock Lobsters And Other Sea Crawfish (palinurus Spp., Panulirus Spp., Jas		860		41.466
	030617	Crustaceans; Frozen, Shrimps And Prawns, Excluding Cold-water Varieties, In	6.474.936	724.134	34.504.205	4.414.707
	030631	Crustaceans; Live, Fresh Or Chilled, Rock Lobsters And Other Sea Crawfish (pa	3.985	4.253	106.335	152.134
	030632	Crustaceans; Live, Fresh Or Chilled, Lobsters (homarus Spp.), Whether In Shel	242	411	3.504	6.177
	030633	Crustaceans; Live, Fresh Or Chilled, Crabs, Whether In Shell Or Not	25.154	53.830	159.335	313.232
	030743	Molluscs; Cuttle Fish And Squid, Whether In Shell Or Not, Includes Flours, Meals, And Pellets O		1		5
	030819	Aquatic Invertebrates; Sea Cucumbers (stichopus Japonicus, Holothuroidea), Dried, Salted Or I		110		1.320
	070490	Vegetables, Brassica; Edible, N.e.c. In Heading No. 0704, Fresh Or Chilled	42.750		14.535	
	080131	Nuts, Edible; Cashew Nuts, Fresh Or Dried, In Shell	1.016.792		1.275.308	
	090411	Spices; Pepper (of The Genus Piper), Neither Crushed Nor Ground	1.000	1.000	4.413	5.650
	090412	Spices; Pepper (of The Genus Piper), Crushed Or Ground		375		938
	090710	Spices; Cloves (whole Fruit, Cloves And Stems), Neither Crushed Nor Ground	269.400	33.400	1.136.515	115.746
	090811	Spices; Nutmeg, Neither Crushed Nor Ground	66.393	70.040	322.549	487.783
	090821	Spices; Mace, Neither Crushed Nor Ground	11.500	1.970	218.200	39.115
	090822	Spices; Mace, Crushed Or Ground	4.100		84.336	
	121221	Seaweeds And Other Algae; Fit For Human Consumption, Fresh, Chilled, Froz	698.980	120.000	689.636	193.000
	130190	Natural Gums, Resins, Gum-resins And Oleoresins, N.e.c. In Heading No. 1301	96.490	173.226	204.567	407.962
	130239	Mucilages And Thickeners; Whether Or Not Modified, Derived From Vegetab	225.000	375.000	1.472.652	2.220.740
	151800	Animal Or Vegetable Fats And Oils And Their Fractions; Oxidised, Boiled Or O	3		187	
	160432	Fish Preparations; Caviar Substitutes, Prepared From Fish Eggs		1.260		75.299
	180100	Cocoa Beans; Whole Or Broken, Raw Or Roasted		978		2.543
	200799	Jams, Fruit Jellies, Marmalades, Purees And Pastes; Of Fruit Or Nuts N.e.c. In	55.680		54.775	
	270900	Oils; Petroleum Oils And Oils Obtained From Bituminous Minerals, Crude	93.773.219	92.870.328	24.895.071	39.388.390
	440831	Wood, Tropical; As Specified In Subheading Note 2 To This Chapter, Dark Red	228.582		320.002	
	441231	Plywood; Consisting Only Of Sheets Of Wood (not Bamboo), Each Ply 6mm O	4.435.228	2.498.693	3.120.563	2.492.095
	441899	Wood; Builders' Joinery And Carpentry Of Wood N.e.c. In Heading No. 4418,	23.000		41.332	
	710121	Pearls; Cultured, Unworked, Whether Or Not Graded (but Not Strung, Mount	991	1.778	5.972.107	6.879.114
	960630	Button Moulds And Other Parts Of Buttons; Button Blanks	22.314	17.162	377.190	281.933
	999910	Postal packages n.c.a.k	204	11	11.283	508
	440140	Wood; For Fuel, Sawdust And Wood Waste And Scrap, Not Agglomerated		269.800		43.168
	441294	Blockboard, Laminboard And Battenboard (not Bamboo, And Other Than Ply	23.756		30.100	
Total Maluku			**109.263.055**	**99.194.300**	**87.939.486**	**73.919.749**

https://www.bps.go.id

Tabel 2. Ekspor Provinsi Asal Barang Dirinci Menurut Kode HS6 Digit, 2020—2021

Provinsi Asal	Kode HS 6	Deskripsi HS 6 Digit	Berat Bersih (Kg)		Nilai FOB (US$)	
			2020	2021	2020	2021
(1)	(2)	(3)	(4)	(5)	(6)	(7)
Maluku Utara						
	030199	Fish; Live, N.e.c. In Heading 0301	4.917		128.053	
	030289	Fish; Fresh Or Chilled, N.e.c. In Heading 0302, Excluding Fillets, Fish Meat Of 0304, And Edible I		5		44
	030342	Fish; Frozen, Yellowfin Tunas (thunnus Albacares), Excluding Fillets, Fish Mea	12	5.000	12	34.184
	030343	Fish; Frozen, Skipjack Or Stripe-bellied Bonito, Excluding Fillets, Fish Meat Of	50.000		72.000	
	030389	Fish; Frozen, N.e.c. In Heading 0303, Excluding Fillets, Fish Meat Of 0304, Anc	39	49.218	39	120.701
	030391	Fish; Frozen, Livers, Roes And Milt		23.000		180.300
	030449	Fish Fillets; Fresh Or Chilled, Other Than Fish Of Heading 0304.4	7.437	3.533	73.826	36.270
	030487	Fish Fillets; Frozen, Tunas (of The Genus Thunnus), Skipjack Or Stripe-bellied	119.472	619.707	562.704	4.777.279
	030489	Fish Fillets; Frozen, Of Fish N.e.c. In Heading 0304.8	21	863	21	9.605
	030549	Fish; Smoked, Whether Or Not Cooked Before Or During Smoking, N.e.c. In It	44.283	49.500	94.002	55.678
	030559	Fish; Dried, Whether Or Not Salted But Not Smoked, Other Than Edible Fish C	16.200	20.263	39.020	87.800
	030563	Fish; Salted Or In Brine, Not Dried Or Smoked, Other Than Edible Fish Offal, Anchovies (engrail		2.100		21.405
	030569	Fish; Salted Or In Brine, Not Dried Or Smoked, Other Than Edible Fish Offal, N	20.550	23.303	19.100	37.928
	030611	Crustaceans; Frozen, Rock Lobsters And Other Sea Crawfish (palinurus Spp., Panulirus Spp., Jas		6		36
	030617	Crustaceans; Frozen, Shrimps And Prawns, Excluding Cold-water Varieties, In	20.577	11.578	120.082	94.072
	030631	Crustaceans; Live, Fresh Or Chilled, Rock Lobsters And Other Sea Crawfish (pa	1.567	45	48.880	1.188
	030633	Crustaceans; Live, Fresh Or Chilled, Crabs, Whether In Shell Or Not	500	7.135	11.210	159.320
	030830	Aquatic Invertebrates; Jellyfish (rhopilema Spp.), Live, Fresh, Chilled, Frozen, Dried, Salted Or I		252.000		458.027
	080111	Nuts, Edible; Coconuts, Desiccated	410.953		487.641	
	080131	Nuts, Edible; Cashew Nuts, Fresh Or Dried, In Shell	3.344.172		4.683.709	
	080280	Nuts, Edible; Areca Nuts, Fresh Or Dried, Whether Or Not Shelled Or Peeled	1.500		1.500	
	090411	Spices; Pepper (of The Genus Piper), Neither Crushed Nor Ground	28.000		41.000	
	090710	Spices; Cloves (whole Fruit, Cloves And Stems), Neither Crushed Nor Ground	176.290		450.440	
	090811	Spices; Nutmeg, Neither Crushed Nor Ground	4.395		28.080	
	090821	Spices; Mace, Neither Crushed Nor Ground	71.390	22.500	1.082.375	436.858
	090822	Spices; Mace, Crushed Or Ground	11.500		218.080	
	110814	Starch; Manioc (cassava)		2		1
	110819	Starch; N.e.c. In Item No. 1108.11 To 1108.14		1		31
	120300	Copra	23.912	113.333	19.297	143.721
	130190	Natural Gums, Resins, Gum-resins And Oleoresins, N.e.c. In Heading No. 1301	286.080	255.120	603.620	659.003
	151190	Vegetable Oils; Palm Oil And Its Fractions, Other Than Crude, Whether Or Not Refined, But Not		4		4
	160414	Fish Preparations; Tunas, Skipjack And Atlantic Bonito (sarda Spp.), Prepared	22.332		74.760	
	170199	Sugars; Sucrose, Chemically Pure, In Solid Form, Not Containing Added Flavouring Or Colouring		2		4
	170290	Sugars; N.e.c. In Heading No. 1702, Including Invert Sugar And Other Sugar And Sugar Syrup Bl		2		2
	190230	Food Preparations; Pasta (excluding Stuffed), Cooked Or Otherwise Prepared		3		5
	210690	Food Preparations; N.e.c. In Item No. 2106.10	166.000	2	248.237	5
	230650	Oil-cake And Other Solid Residues; Whether Or Not Ground Or In The Form Of Pellets, Resultin		25		79
	260111	Iron Ores And Concentrates; Non-agglomerated	19.204		796.964	
	260112	Iron Ores And Concentrates; Agglomerated (excluding Roasted Iron Pyrites)	850.233.000	511.970.302	50.939.352	53.328.921
	330129	Oils, Essential; N.e.c. In Heading No. 3301 (terpeneless Or Not), Including Cor	1.500		72.100	
	392410	Plastics; Tableware And Kitchenware		2		2
	710121	Pearls; Cultured, Unworked, Whether Or Not Graded (but Not Strung, Mount	292	473	635.895	2.133.688
	710122	Pearls; Cultured, Worked, Whether Or Not Graded (but Not Strung, Mounted	8		15.142	
	720260	Ferro-alloys; Ferro-nickel	614.253.407	1.731.360.492	976.815.582	3.719.456.079
	730890	Iron Or Steel; Structures And Parts Thereof, N.e.c. In Heading 7308	52.200		44.060	
	732611	Iron Or Steel; Grinding Balls And Similar Articles For Mills, Forged Or Stamped, But Not Further		80		76
	750120	Nickel; Oxide Sinters And Other Intermediate Products Of Nickel Metallurgy		82.316.648		311.454.402
	999910	Postal packages n.c.a.k	542	534	26.481	28.288
Total Maluku Utara			**1.469.392.252**	**2.327.106.780**	**1.038.453.266**	**4.093.715.006**

https://www.bps.go.id

Tabel 2. Ekspor Provinsi Asal Barang Dirinci Menurut Kode HS6 Digit, 2020—2021

Provinsi Asal	Kode HS 6	Deskripsi HS 6 Digit	Berat Bersih (Kg)		Nilai FOB (US$)	
			2020	2021	2020	2021
(1)	(2)	(3)	(4)	(5)	(6)	(7)
Papua Barat						
	030199	Fish; Live, N.e.c. In Heading 0301		4.200		119.711
	030249	Fish; Fresh Or Chilled, N.e.c. In Item No. 0302.4, Excluding Fillets, Fish Meat C	162.090	293.297	1.344.357	2.686.883
	030289	Fish; Fresh Or Chilled, N.e.c. In Heading 0302, Excluding Fillets, Fish Meat Of (	62.373	88.273	684.589	1.396.574
	030292	Fish; Fresh Or Chilled, Shark Fins		167		5.053
	030326	Fish; Frozen, Eels (anguilla Spp.), Excluding Fillets, Fish Meat Of 0304, And Ed	1.713		2.399	
	030342	Fish; Frozen, Yellowfin Tunas (thunnus Albacares), Excluding Fillets, Fish Mea	17.000	29.000	16.100	41.850
	030343	Fish; Frozen, Skipjack Or Stripe-bellied Bonito, Excluding Fillets, Fish Meat Of	50.600	87.200	48.756	77.700
	030349	Fish; Frozen, Tuna, N.e.c. In Item No. 0303.4, Excluding Fillets, Fish Meat Of 0	53.900	111.500	54.816	105.125
	030354	Fish; Frozen, Mackerel (scomber Scombrus, Scomber Australasicus, Scomber Japonicus), Exclu		45		180
	030359	Fish; Frozen, N.e.c. In Item No. 0303.5, Excluding Fillets, Fish Meat Of 0304, A	303.414	27.673	669.493	100.395
	030389	Fish; Frozen, N.e.c. In Heading 0303, Excluding Fillets, Fish Meat Of 0304, Anc	1.257.097	40	2.413.347	120
	030487	Fish Fillets; Frozen, Tunas (of The Genus Thunnus), Skipjack Or Stripe-bellied	25.112	85.559	229.811	818.332
	030489	Fish Fillets; Frozen, Of Fish N.e.c. In Heading 0304.8	47.009	38.829	229.838	485.652
	030571	Fish; Edible Offal, Shark Fins		6		288
	030572	Fish; Edible Offal, Fish Heads, Tails And Maws	28	6	414	137
	030616	Crustaceans; Frozen, Cold-water Shrimps And Prawns (pandalus Spp., Crangc	226.440	207.622	2.135.145	2.094.337
	030617	Crustaceans; Frozen, Shrimps And Prawns, Excluding Cold-water Varieties, In	185.025	288.914	1.702.967	2.603.789
	030631	Crustaceans; Live, Fresh Or Chilled, Rock Lobsters And Other Sea Crawfish (palinurus Spp., Pan		435		11.140
	030633	Crustaceans; Live, Fresh Or Chilled, Crabs, Whether In Shell Or Not	116	145	490	3.105
	030636	Crustaceans; Live, Fresh Or Chilled, Shrimps And Prawns Excluding Cold-water Varieties, In She		19.872		161.060
	030743	Molluscs; Cuttle Fish And Squid, Whether In Shell Or Not, Includes Flours, Me	399.976		1.185.106	
	030752	Molluscs; Octopus (octopus Spp.), Frozen	45.388	12.510	180.176	100.211
	050800	Animal Products; Coral And Similar Materials, Shells Of Molluscs, Crustaceans	22.515	77.882	11.258	81.075
	080119	Nuts, Edible; Coconuts, Fresh Or Dried, Other Than Desiccated Or In The Inne	76.450		42.975	
	160414	Fish Preparations; Tunas, Skipjack And Atlantic Bonito (sarda Spp.), Prepared	559.049	418.027	2.728.353	1.952.179
	160418	Fish Preparations; Shark Fins, Prepared Or Preserved, Whole Or In Pieces (bu	62	293	5.260	13.115
	252310	Cement Clinkers (whether Or Not Coloured)	340.260.741	277.500.000	10.984.102	8.858.900
	252329	Cement; Portland, Other Than White, Whether Or Not Artificially Coloured	49.775.704	112.881.253	2.380.167	5.227.251
	252390	Cement; Hydraulic Kinds N.e.c. In Heading No. 2523	62.938.205	8.200.000	2.789.962	356.700
	271019	Petroleum Oils And Oils From Bituminous Minerals, Not Containing Biodiesel,	10		44	
	271111	Petroleum Gases And Other Gaseous Hydrocarbons; Liquefied, Natural Gas	6.465.036.006	5.498.380.562	1.734.194.225	2.029.635.045
	271390	Residues; Of Petroleum Oils Or Of Oils Obtained From Bituminous Minerals	67.245.161		16.295.651	
	340319	Lubricating Preparations; (other Than For The Treatment Of Textile And Simil	253	10	1.173	44
	392329	Plastics; Sacks And Bags (including Cones), For The Conveyance Or Packing Of	19.000		125.600	
	440122	Wood; For Fuel, In Chips Or Particles, Non-coniferous, Whether Or Not Agglo	47.981.000	16.521.000	4.269.290	1.453.848
	440290	Wood; Charcoal Of Wood Other Than Bamboo (including Shell Or Nut Charco	1.251.270	990.820	777.562	646.440
	440922	Wood; Tropical (including Unassembled Strips And Friezes For Parquet Floori	686.582	10.455.493	651.771	7.122.190
	441510	Wood; Cases, Boxes, Crates, Drums, Similar Packings And Cable-drums		20		193
	460192	Plaiting Materials, Plaits And Similar Products Of Plaiting Materials; (not Mats, Matting Or Scre		1		100
	481940	Paper And Paperboard; Sacks And Bags, Including Cones, Of Paper, Paperboa	55.500	57.000	178.250	177.410
	710121	Pearls; Cultured, Unworked, Whether Or Not Graded (but Not Strung, Mount	1.804	2.118	9.497.386	10.213.015
	761090	Aluminium; Structures (excluding Prefabricated Buildings Of Heading No. 9406) And Parts Of St		2.000		4.000
	842390	Weighing Machines; Weights Of All Kinds, Parts Of Weighing Machinery		1.000		4.000
	842619	Cranes; Transporter, Gantry And Bridge Cranes		348.149		695.762
	843149	Machinery; Parts Of Machines Handling Earth, Minerals Or Ores And N.e.c. In Heading No. 843		2.000		4.000
	999910	Postal packages n.c.a.k	112	101	8.868	2.311
	441810	Wood; Windows, French-windows And Their Frames	33.057	24.479	32.268	22.933
	441820	Wood; Doors And Their Frames And Thresholds	17.843	12.199	19.363	11.428
	442010	Wood; Statuettes And Other Ornaments Of Wood	1.227		7.247	
Total Papua Barat			**7.038.798.831**	**5.927.169.699**	**1.795.898.577**	**2.077.293.581**

https://www.bps.go.id

Tabel 2. Ekspor Provinsi Asal Barang Dirinci Menurut Kode HS6 Digit, 2020—2021

Provinsi Asal	Kode HS 6	Deskripsi HS 6 Digit	Berat Bersih (Kg)		Nilai FOB (US$)	
			2020	2021	2020	2021
(1)	(2)	(3)	(4)	(5)	(6)	(7)
Papua						
	030487	Fish Fillets; Frozen, Tunas (of The Genus Thunnus), Skipjack Or Stripe-bellied Bonito (euthynnu		150		773
	030571	Fish; Edible Offal, Shark Fins		3.383		54.134
	030572	Fish; Edible Offal, Fish Heads, Tails And Maws	32		12.821	
	030617	Crustaceans; Frozen, Shrimps And Prawns, Excluding Cold-water Varieties, In Shell Or Not, Smo		9.914		122.421
	030631	Crustaceans; Live, Fresh Or Chilled, Rock Lobsters And Other Sea Crawfish (palinurus Spp., Pan		20		214
	030633	Crustaceans; Live, Fresh Or Chilled, Crabs, Whether In Shell Or Not	36.513	85.353	103.565	342.469
	040140	Dairy Produce; Milk And Cream, Not Concentrated, Not Containing Added Su	855		523	
	040210	Dairy Produce; Milk And Cream, Concentrated Or Containing Added Sugar Or	52		88	
	090821	Spices; Mace, Neither Crushed Nor Ground		5.500		48.950
	110100	Wheat Or Meslin Flour	19.000		10.583	
	140490	Vegetable Products; N.e.c. In Chapter 14	25.000	31.400	40.800	53.506
	151110	Vegetable Oils; Palm Oil And Its Fractions, Crude, Not Chemically Modified	32.905.442	20.132.450	17.827.130	16.783.348
	151190	Vegetable Oils; Palm Oil And Its Fractions, Other Than Crude, Whether Or No	16.164		8.516	
	151710	Margarine; Excluding Liquid Margarine	1.149		586	
	170490	Sugar Confectionery; (excluding Chewing Gum, Including White Chocolate), N	1.171		3.222	
	180620	Chocolate & Other Food Preparations Containing Cocoa; In Blocks, Slabs Or B	132		334	
	190219	Food Preparations; Pasta, Uncooked (excluding That Containing Eggs), Not St	1.777		6.243	
	190230	Food Preparations; Pasta (excluding Stuffed), Cooked Or Otherwise Prepared	25.467		24.213	
	190531	Food Preparations; Sweet Biscuits, Whether Or Not Containing Cocoa	496		938	
	190532	Food Preparations; Waffles And Wafers, Whether Or Not Containing Cocoa	40		235	
	190540	Food Preparations; Rusks, Toasted Bread And Similar Toasted Products, Whe	5.132		4.016	
	190590	Food Preparations; Bakers' Wares N.e.c. In Heading No. 1605, Whether Or No	240		865	
	210111	Extracts, Essences And Concentrates; Of Coffee, And Preparations With A Bas	3.662		3.296	
	210120	Extracts, Essences And Concentrates; Of Tea Or Mate, And Preparations With	4		66	
	210310	Sauces; Soya	435		387	
	210330	Mustard Flour And Meal And Prepared Mustard	10		28	
	210390	Sauces And Preparations Therefor; Mixed Condiments And Mixed Seasonings	162		176	
	210410	Soups And Broths And Preparations Therefor	336		1.185	
	220110	Waters; Mineral And Aerated, Including Natural Or Artificial, (not Containing	31.023		7.346	
	220210	Waters; Including Mineral And Aerated, Containing Added Sugar Or Other Sw	6.260		4.339	
	220299	Non-alcoholic Beverages; Other Than Non-alcoholic Beer, N.e.c. In Item No. 2	1.643		1.794	
	230110	Flours, Meals And Pellets; Of Meat Or Meat Offal, Greaves	16.900		6.382	
	252321	Cement; Portland, White, Whether Or Not Artificially Coloured	100.000		10.554	
	252329	Cement; Portland, Other Than White, Whether Or Not Artificially Coloured	5.810		1.740	
	252390	Cement; Hydraulic Kinds N.e.c. In Heading No. 2523	15.400		1.637	
	260300	Copper Ores And Concentrates	900.005.800	1.728.475.100	1.824.511.256	4.296.706.420
	271019	Petroleum Oils And Oils From Bituminous Minerals, Not Containing Biodiesel,	2.450		603	
	280440	Oxygen	50		484	
	284910	Carbides; Of Calcium, Whether Or Not Chemically Defined	5		7	
	300510	Dressings, Adhesive; And Other Articles Having An Adhesive Layer, Packed Fo	10		70	
	300590	Wadding, Gauze, Bandages And Similar Articles; (excluding Adhesive Dressing	200		53	
	320820	Paints And Varnishes; Based On Acrylic Or Vinyl Polymers, Dispersed Or Disso	1.515		773	
	330129	Oils, Essential; N.e.c. In Heading No. 3301 (terpeneless Or Not), Including Cor	1.100	2.365	308.000	638.290
	330510	Hair Preparations; Shampoos	204		366	
	330790	Perfumes And Deodorizers; Perfuming Or Deodorizing Preparations N.e.c. In	119		62	
	340111	Soap And Organic Surface-active Products; In The Form Of Bars, Cakes, Moul	5.714		3.783	
	340290	Washing And Cleaning Preparations; Surface-active, Whether Or Not Contain	4.313	20	1.970	7
	380861	Insecticides And The Like; Containing Goods Specified In Subheading Note 2 T	50		71	
	380862	Insecticides; Containing Goods Specified In Subheading Note 2 To This Chapte	5		6	
	382530	Residual Products Of The Chemical Or Allied Industries, Not Elsewhere Specified Or Included; C		4		4
	391590	Plastics N.e.c. In Heading No. 3915; Waste, Parings And Scrap	4		33	
	391729	Plastics; Tubes, Pipes And Hoses Thereof, Rigid, Of Plastics N.e.c. In Heading I	22		226	
	392119	Plastics; Plates, Sheets, Film, Foil And Strip, Of Plastics N.e.c. In Heading No. 3	32		117	
	392290	Plastics; Bidets, Lavatory Pans, Flushing Cisterns And Similar Sanitary Ware N	4		110	
	392390	Plastics; Articles For The Conveyance Or Packing Of Goods N.e.c. In Heading N	4		305	
	392410	Plastics; Tableware And Kitchenware	2		21	
	392690	Plastics; Other Articles N.e.c. In Chapter 39	119		876	
	400912	Rubber; Vulcanised (other Than Hard Rubber), Tubing, Piping And Hoses, Not	20		41	
	401190	Rubber; New Pneumatic Tyres, Of A Kind Used On Light Commercial Vehicles	45.859		286.035	
	401390	Rubber; Inner Tubes, N.e.c. In Heading No. 4013	7		20	

https://www.bps.go.id

Tabel 2. Ekspor Provinsi Asal Barang Dirinci Menurut Kode HS6 Digit, 2020—2021

Provinsi Asal	Kode HS 6	Deskripsi HS 6 Digit	Berat Bersih (Kg)		Nilai FOB (US$)	
			2020	2021	2020	2021
(1)	(2)	(3)	(4)	(5)	(6)	(7)
Papua						
	401519	Rubber; Vulcanised (other Than Hard Rubber), Gloves, Mittens And Mitts Other Than Surgical (		17		99
	401590	Rubber; Vulcanised (other Than Hard Rubber), Articles Of Apparel And Clothing Accessories (ot		18		307
	420500	Leather Articles; N.e.c. In Chapter 42, Of Leather Or Composition Leather	7		128	
	440290	Wood; Charcoal Of Wood Other Than Bamboo (including Shell Or Nut Charco	1.449.690	1.518.852	519.707	576.018
	440711	Wood; Coniferous Species, Of Pine (pinus Spp.), Sawn Or Chipped Lengthwise	23.700		38.775	
	440719	Wood; Coniferous Species, Other Than Of Pine (pinus Spp.) Or Fir (abies Spp.)	1.700		7.372	
	440722	Wood, Tropical; Virola, Imbuia And Balsa, Sawn Or Chipped Lengthwise, Slice	51.018		120.671	
	440725	Wood, Tropical; Dark Red Meranti, Light Red Meranti And Meranti Bakau, Sa	18.622		26.405	
	440729	Wood, Tropical, N.e.c. In Item No. 4407.2, Sawn Or Chipped Lengthwise, Slice	224.652	277.016	217.142	462.325
	440810	Wood; Coniferous, Sheets For Veneering (including Those Obtained By Slicing	1.300		6.943	
	440890	Wood; N.e.c. In Heading No. 4408, Sheets For Veneer Or Plywood, Other Wo	9.899	2.213.850	361	984.273
	440910	Wood; Coniferous (including Unassembled Strips And Friezes For Parquet Flo	1.350		2.129	
	440922	Wood; Tropical (including Unassembled Strips And Friezes For Parquet Floori	39.941.226	36.793.439	50.165.022	54.258.714
	441231	Plywood; Consisting Only Of Sheets Of Wood (not Bamboo), Each Ply 6mm O	97.091.967	103.199.739	74.423.395	118.946.727
	441299	Plywood, Veneered Panels And Similar Laminated Wood (other Than Blockbo	713		862	
	441300	Wood; Densified Wood, In Blocks, Plates, Strips Or Profile Shapes	20		100	
	441510	Wood; Cases, Boxes, Crates, Drums, Similar Packings And Cable-drums	80	20	265	192
	441520	Wood; Pallets, Box Pallets And Other Load Boards; Pallet Collars	4		158	
	441879	Wood; Assembled Flooring Panels, N.e.c In Headings 4418.73, 4418.74 Or 44	54.811	16	75.736	8
	441899	Wood; Builders' Joinery And Carpentry Of Wood N.e.c. In Heading No. 4418,	3.004.477	4.244.083	3.082.792	4.445.381
	441990	Tableware And Kitchenware, Of Wood; Not Of Bamboo	470		825	
	442090	Wood; Marquetry And Inlaid Wood, Caskets And Cases For Jewellery Or Cutle	20		293	
	442199	Wood; Not Of Bamboo, Articles N.e.c. In Heading No. 4414 To 4420 (excludin	14		12	
	480300	Tissue, Towel, Napkin Stock Or Similar; For Household Or Sanitary Use, Cellul	100		264	
	480459	Kraft Paper And Paperboard; Uncoated, Weight 225g/m2 Or More, In Rolls O	25		48	
	481690	Paper; Carbon Paper And Other Copying Or Transfer Papers (other Than Thos	15		8	
	481710	Paper And Paperboard; Envelopes	5		14	
	482361	Paper And Paperboard; Trays, Dishes, Plates, Cups And The Like, Of Bamboo Paper Or Paperbo		5		4
	540339	Yarn, Artificial; Filament, Monofilament (less Than 67 Decitex), Single, N.e.c. I	6		44	
	570390	Carpets And Other Textile Floor Coverings; Tufted, Of Textile Materials (other Than Man-made		1		4
	621143	Track Suits And Other Garments N.e.c.; Women's Or Girls', Of Man-made Fibres (not Knitted O		75		5.351
	630419	Bedspreads; Not Knitted Or Crocheted		10		11
	630790	Textiles; Made Up Articles (including Dress Patterns), N.e.c. In Chapter 63, N.e.c. In Heading No		15		54
	630900	Clothing; Worn, And Other Worn Articles	18.194	7.636	164.648	58.200
	680100	Stone; Setts, Curbstones And Flagstones, Of Natural Stone (except Slate)	75		21	
	700232	Glass; Unworked, Tubes, Of Glass Having A Linear Coefficient Of Expansion N	4		59	
	700992	Glass Mirrors; Framed, Excluding Rear-view Mirrors For Vehicles	10		176	
	702000	Glass; Articles N.e.c. In Chapter 70		1		177
	720719	Iron Or Non-alloy Steel; Semi-finished Products Of Iron Or Non-alloy Steel, Co	6		37	
	720890	Iron Or Non-alloy Steel; Flat-rolled, Hot-rolled, Of A Width 600mm Or More, I	42		73	
	721491	Iron Or Non-alloy Steel; Bars And Rods, Hot-rolled, Hot-drawn Or Hot-extrude	99		81	
	721710	Iron Or Non-alloy Steel; Wire, (not Plated Or Coated), Whether Or Not Polishe	1		123	
	722880	Steel, Alloy Or Non-alloy; Hollow Drill Bars And Rods	20		23	
	730300	Cast Iron; Tubes, Pipes And Hollow Profiles	5		1.063	
	730490	Iron Or Steel (excluding Cast Iron); Seamless, Tubes, Pipes And Hollow Profile	6		1.575	
	730830	Iron Or Steel; Structures And Parts Thereof, Doors, Windows And Their Frame	20		264	
	731210	Iron Or Steel; Stranded Wire, Ropes And Cables, Not Electrically Insulated	300	4	30	442
	731511	Chain; Articulated Link, Roller, Of Iron Or Steel	20		62	
	731940	Safety Pins And Other Pins; Of Iron Or Steel	15		220	
	732010	Iron Or Steel; Leaf-springs And Leaves Therefor	518		143	
	732119	Cooking Appliances And Plate Warmers; For Solid Fuel And Fuels Other Than	3		33	
	732690	Iron Or Steel; Articles N.e.c. In Heading 7326		59		5.018
	760810	Aluminium; Tubes And Pipes, Not Alloyed	12		88	
	761610	Aluminium; Nails, Tacks, Staples (other Than Those Of Heading No. 8305), Scr	120		88	
	820110	Tools, Hand; Spades And Shovels	5		261	
	820411	Tools, Hand; Hand-operated Spanners And Wrenches (including Torque Mete	5		45	
	820412	Tools, Hand; Hand-operated Spanners And Wrenches (including Torque Mete	10		66	
	820520	Tools, Hand; Hammers And Sledge Hammers	2		117	
	820820	Tools; Knives And Cutting Blades, For Wood Working Machines Or Mechanical Appliances		4.898		11.377
	830130	Locks; Of A Kind Used For Furniture (key, Combination Or Electrically Operate	3		23	

https://www.bps.go.id

Tabel 2. Ekspor Provinsi Asal Barang Dirinci Menurut Kode HS6 Digit, 2020—2021

Provinsi Asal	Kode HS 6	Deskripsi HS 6 Digit	Berat Bersih (Kg)		Nilai FOB (US$)	
			2020	2021	2020	2021
(1)	(2)	(3)	(4)	(5)	(6)	(7)
Papua						
	830150	Clasps And Frames With Clasps; Incorporating Locks, Of Base Metal	4		29	
	841121	Turbo-propellers; Of A Power Not Exceeding 1100kw	278		2.000	
	841311	Pumps; Fitted Or Designed To Be Fitted With A Measuring Device, For Dispen	1		8	
	841420	Pumps; Hand Or Foot-operated Air Pumps	50		733	
	842123	Machinery; Filtering Or Purifying Machinery, Oil Or Petrol Filters For Internal	10		147	
	842129	Machinery; For Filtering Or Purifying Liquids, N.e.c. In Item No. 8421.2	10		17	
	842482	Mechanical Appliances; Agricultural Or Horticultural, N.e.c. In Heading 8424		8		532
	842490	Mechanical Appliances; Parts Of Machines Projecting, Dispersing Or Spraying	5		530	
	842839	Elevators And Conveyors; Continuous-action, For Goods Or Materials, N.e.c. I	5.000		14.185	
	843143	Boring Or Sinking Machinery; Parts Of The Machinery Of Item No. 8430.41 Or	120		5.829	
	844339	Printing, Copying, And Facsimile Machines; Single-function Printing, Copying Or Facsimile Mach		35		1.414
	847130	Automatic Data Processing Machines; Portable, Weighing Not More Than 10kg, Consisting Of A		16		1.980
	847141	Automatic Data Processing Machines; Comprising In The Same Housing At Least A Central Proc		51		3.149
	847490	Machines, For Sorting, Screening, Separating, Washing, Crushing Etc Mineral	2.500		300	
	848190	Taps, Cocks, Valves And Similar Appliances; Parts Thereof	330		2.463	
	851390	Lamps; Parts Of Portable, Electric Lamps Of Heading No. 8513, Designed To F	2		8	
	851519	Brazing Or Soldering Machines And Apparatus; Other Than Soldering Irons And Guns, Whether		3		80
	852872	Reception Apparatus For Television, Whether Or Not Incorporating Radio-broadcast Receivers		260		8.273
	853931	Lamps; Discharge, (excluding Ultra-violet), Fluorescent, Hot Cathode	1		18	
	871120	Motorcycles (including Mopeds) And Cycles; Fitted With An Auxiliary Motor,	282		9.125	
	871410	Motorcycles (including Mopeds); Parts And Accessories	556		9.251	
	871690	Trailers, Semi-trailers And Other Vehicles Not Mechanically Propelled; Parts Thereof For Headi		3		1.059
	890510	Dredgers	450		5.277	
	901050	Photographic Laboratory Apparatus And Equipment; N.e.c. In Item No. 9010.10, For Photograp		7		719
	901580	Surveying Equipment; Articles N.e.c. In Heading No. 9015, Including Hydrogra	5		14.798	
	901600	Balances; Of A Sensitivity Of 5cg Or Better, With Or Without Weights		6		62
	901811	Medical, Surgical Instruments And Appliances; Electro-cardiographs		65		9.964
	901819	Medical, Surgical Instruments And Appliances; Electro-diagnostic Apparatus (including Apparat		44		677
	901910	Mechano-therapy Appliances; Massage Apparatus And Psychological Aptitude-testing Apparat		38		1.597
	902150	Pacemakers; For Stimulating Heart Muscles (excluding Parts And Accessories)		5		2.440
	902519	Thermometers And Pyrometers; (other Than Liquid Filled, For Direct Reading), Not Combined		1		27
	902610	Instruments And Apparatus; For Measuring Or Checking The Flow Or Level Of Liquids		6		240
	902750	Instruments And Apparatus; Using Optical Radiations (uv, Visible, Ir), (other Than Spectromete		3		1.990
	903180	Instruments, Appliances And Machines; For Measuring Or Checking N.e.c. In	4		269	
	940169	Seats; With Wooden Frames, Not Upholstered, (excluding Medical, Surgical, Dental, Veterinary		26.104		37.006
	940340	Furniture; Wooden, For Kitchen Use		146.272		191.721
	940360	Furniture; Wooden, Other Than For Office, Kitchen Or Bedroom Use	7.900	56.912	17.173	71.699
	940410	Mattress Supports	563	7	761	42
	940429	Mattresses; Of Other Materials, Not Cellular Rubber Or Plastics	220		621	
	940490	Bedding And Similar Furnishing Articles; N.e.c. In Heading No. 9404 (e.g. Quilts, Eiderdowns, C		7		21
	960190	Bone, Tortoise Shell, Horn, Antlers, Coral, Mother-of-pearl And Other Animal Carving Material		4.931		76.431
	960340	Brushes; Paint, Distemper, Varnish Or Similar Brushes (not Those Of Item No.	13		34	
	961900	Sanitary Towels (pads) And Tampons, Napkins And Napkin Liners For Babies A	284		649	
	999910	Postal packages n.c.a.k	205	304	15.332	3.218
	340220	Washing And Cleaning Preparations; Surface-active, Whether Or Not Contain	3.049		3.327	
	441294	Blockboard, Laminboard And Battenboard (not Bamboo, And Other Than Ply	2.036.590	2.371.595	2.673.167	2.981.150
	441400	Wooden Frames; For Paintings, Photographs, Mirrors Or Similar Objects	2		62	
	441810	Wood; Windows, French-windows And Their Frames	15		88	
	441820	Wood; Doors And Their Frames And Thresholds	267.180		183.371	
	741999	Copper; Articles N.e.c. In Heading No. 7419	20		220	
	846229	Machine-tools; Bending, Folding, Straightening Or Flattening Machines (inclu	15		257	
	854810	Waste And Scrap Of Primary Cells, Primary Batteries And Electric Accumulato	40		916	
	880330	Aircraft And Spacecraft; Parts Of Aeroplanes Or Helicopters N.e.c. In Heading	725	5	727.000	5.000
	940540	Lamps And Light Fittings; Electric, N.e.c. In Heading No. 9405	25		220	
Total Papua			**1.077.509.753**	**1.899.612.101**	**1.975.745.869**	**4.497.905.707**

https://papua.bps.go.id

Tabel 3. Ekspor Provinsi Asal Barang Dirinci Menurut Negara Tujuan, 2020—2021

Provinsi Asal	Negara Tujuan	Berat Bersih (Kg)		Nilai FOB (US$)	
		2020	2021	2020	2021
(1)	(2)	(3)	(4)	(5)	(6)
Aceh					
	India	6.524.012.615	8.169.464.993	140.776.331	336.835.867
	Thailand	590.596.081	802.546.501	25.414.395	49.264.104
	Amerika Serikat	9.132.348	9.068.813	43.757.848	40.084.070
	Tiongkok	98.044.257	292.700.277	6.738.712	19.801.546
	Vietnam	848.628.075	316.544.191	17.076.396	16.219.940
	Belgia	2.179.200	2.782.500	11.752.310	13.056.848
	Iran	10.986.330	4.190.000	15.068.999	8.494.724
	Sri Lanka	62.850	22.532.897	343.983	8.090.187
	Jepang	18.922.661	12.543.508	4.321.563	7.445.451
	Filipina	384.012	11.833.228	814.930	5.691.816
	Kanada	1.122.731	1.202.430	5.578.837	5.156.002
	Bangladesh	665.128	2.227.725	1.326.625	4.680.006
	Inggris	864.797	657.257	4.270.660	3.063.136
	Malaysia	4.003.027	6.232.701	2.185.945	2.800.748
	Jerman	1.253.489	620.120	6.007.363	2.462.420
	Korea Selatan	478.055	391.075	1.970.556	1.907.445
	Singapura	3.710.344	104.846	2.014.971	1.582.528
	Prancis	146.512	122.840	2.317.639	1.509.603
	Australia	165.610	259.142	877.490	1.222.120
	Italia	214.576	203.656	710.144	971.414
	Selandia Baru	185.880	207.000	935.833	924.084
	Taiwan	219.030	255.297	1.019.728	858.484
	Rusia	284.240	399.040	288.384	657.845
	Yunani	36.000	105.660	170.843	593.237
	Portugal	70.000	270.000	180.080	536.900
	Meksiko	54.000	96.000	247.500	358.080
	Uni Emirat Arab	126.217	164.502	215.198	341.804
	Pakistan	326.808	221.860	327.741	321.892
	Irlandia	126.003	74.400	394.820	300.718
	Belanda	174.654	77.296	497.163	279.433
	Arab Saudi	4	64.200	223	243.888
	Swedia		38.411		165.189
	Aljazair	50.000	76.500	186.420	146.880
	Polandia		96.000		141.120
	Turki	115.700	56.710	355.430	139.251
	Peru		15.000		111.000
	Spanyol	43.771	49.566	704.784	92.362
	Hong Kong	43.788	23.113	255.371	90.797
	Suriah	27.000	10.000	52.137	86.710
	Brunei Darussalam	341	7.050	5.478	60.365

https://www.bps.go.id

Tabel 3. Ekspor Provinsi Asal Barang Dirinci Menurut Negara Tujuan, 2020—2021

Provinsi Asal	Negara Tujuan	Berat Bersih (Kg)		Nilai FOB (US$)	
		2020	2021	2020	2021
(1)	(2)	(3)	(4)	(5)	(6)
Aceh					
	Republik Cheska	26.005	26.008	43.833	57.312
	Ukraina		19.200		35.846
	Bahrain	47.904	52.455	13.120	23.600
	Qatar	190.586	41.875	45.696	10.469
	Maladewa	2.000	2.000	4.460	4.800
	Denmark	129	465	1.819	1.352
	Norwegia	22	26	695	113
	Hungaria		5		105
	Finlandia	25	5	482	35
	Austria	0		80	
	Maroko	0		80	
	Kolombia	90		91.500	
	Brasil	0		80	
	Yordania	20.000		12.374	
	Cile	26.000		48.640	
	Mesir	360.005		629.085	
	Afrika Selatan	38.400		159.840	
	Swiss	5.560		202.760	
Total Aceh		**8.118.172.860**	**9.658.678.344**	**300.417.372**	**536.923.643**

https://www.bps.go.id

Tabel 3. Ekspor Provinsi Asal Barang Dirinci Menurut Negara Tujuan, 2020—2021

Provinsi Asal	Negara Tujuan	Berat Bersih (Kg)		Nilai FOB (US$)	
		2020	2021	2020	2021
(1)	(2)	(3)	(4)	(5)	(6)
Sumatera Utara					
	Tiongkok	1.317.860.358	1.492.238.592	1.097.410.019	1.764.428.450
	Amerika Serikat	406.812.657	568.666.718	915.864.734	1.413.007.581
	India	764.486.857	625.598.312	590.431.576	749.406.098
	Rusia	262.622.658	502.875.840	206.552.451	584.675.353
	Jepang	318.602.332	362.016.257	387.287.897	524.345.678
	Malaysia	309.438.090	361.896.551	320.841.107	448.302.524
	Belanda	556.968.444	624.065.012	225.153.965	404.126.238
	Afrika Selatan	237.805.297	306.236.449	181.121.754	362.260.765
	Mesir	287.421.374	283.538.151	192.661.664	312.696.023
	Pakistan	319.603.347	288.673.387	204.432.587	291.138.279
	Myanmar	299.526.567	271.078.342	214.970.240	290.754.438
	Thailand	132.585.375	148.150.460	170.085.346	245.657.560
	Korea Selatan	348.592.851	331.756.426	156.805.708	224.103.727
	Kamboja	37.317.988	29.665.497	228.510.703	190.235.284
	Italia	75.599.102	123.784.231	98.980.917	186.350.288
	Bangladesh	175.897.724	170.062.782	124.547.933	186.188.852
	Turki	166.893.692	116.113.941	148.591.415	162.819.046
	Ukraina	99.053.687	133.199.363	71.740.000	160.715.793
	Spanyol	111.630.261	126.237.762	96.755.421	145.795.472
	Inggris	135.814.976	102.092.224	100.164.657	144.234.387
	Vietnam	92.068.582	106.348.230	112.779.912	143.868.751
	Taiwan	124.164.895	95.091.608	117.716.758	128.629.628
	Arab Saudi	96.742.396	199.066.472	49.469.944	128.397.729
	Jerman	42.389.742	42.205.058	88.735.995	111.681.617
	Singapura	34.527.488	54.839.206	61.452.645	104.378.184
	Brasil	57.427.696	61.444.572	75.905.352	104.247.044
	Benin	71.739.641	88.426.655	54.432.869	101.062.960
	Filipina	62.783.067	67.531.075	72.033.977	95.314.724
	Australia	53.830.025	39.957.645	68.624.078	85.885.384
	Kanada	30.341.203	32.268.488	68.052.169	82.367.730
	Belgia	18.798.872	34.218.029	35.525.282	69.816.375
	Swedia	52.201.880	60.328.331	37.197.299	68.932.087
	Angola	59.417.271	83.264.674	37.912.192	68.668.627
	Jibuti	122.901.235	65.309.248	92.579.236	68.360.250
	Kenya	22.871.082	61.685.995	17.026.618	68.333.653
	Uni Emirat Arab	59.116.168	46.685.400	52.911.601	65.804.561
	Prancis	18.736.846	27.254.646	39.784.924	63.539.466
	Pantai Gading	33.459.329	52.889.505	28.590.671	63.426.389
	Nigeria	72.579.316	58.061.449	51.656.522	58.475.597
	Mauritania	60.053.870	58.774.065	41.819.323	56.440.188
	Yunani	51.123.818	39.288.403	43.035.473	53.328.773
	Aljazair	64.999.704	47.412.122	48.392.884	52.524.518
	Ghana	33.371.139	45.720.158	30.771.235	50.078.260
	Senegal	32.626.483	43.324.039	21.773.544	46.796.425
	Denmark	42.042.746	43.906.665	30.899.584	46.595.262
	Meksiko	23.736.145	25.848.339	29.842.627	45.507.364
	Mozambik	43.388.527	50.951.164	25.469.650	45.216.964

https://www.bps.go.id

Tabel 3. Ekspor Provinsi Asal Barang Dirinci Menurut Negara Tujuan, 2020—2021

Provinsi Asal	Negara Tujuan	Berat Bersih (Kg)		Nilai FOB (US$)	
		2020	2021	2020	2021
(1)	(2)	(3)	(4)	(5)	(6)
Sumatera Utara					
	Haiti	63.874.255	39.229.658	49.053.105	44.018.663
	Tunisia	46.712.269	34.684.055	32.167.412	41.486.089
	Togo	18.750.625	34.811.220	13.819.357	40.176.846
	Sri Lanka	43.286.215	28.309.170	39.757.375	39.016.884
	Gambia	27.465.635	32.455.067	19.090.818	36.150.627
	Polandia	12.691.108	17.355.139	22.931.809	35.303.421
	Estonia	11.740.033	33.627.644	7.795.269	35.180.927
	Iran	38.776.454	18.226.752	39.184.879	32.756.345
	Yaman	44.920.587	26.722.089	31.489.124	31.546.193
	Selandia Baru	107.739.539	173.784.208	17.588.003	31.458.786
	Hong Kong	3.195.320	3.468.744	28.122.152	31.111.586
	Israel	28.915.663	23.963.027	24.875.939	30.619.390
	Tanzania	84.221.891	17.654.906	59.851.921	22.576.403
	Rumania	11.272.191	10.354.858	14.712.816	18.222.865
	Somalia	13.668.174	16.100.848	10.240.464	18.125.718
	Argentina	7.704.939	8.907.058	10.337.813	16.303.265
	Sudan	32.281.330	15.344.690	22.606.908	15.272.610
	Republik Demokratik Kongo	25.030.985	15.114.321	16.958.814	14.916.896
	Kroasia	10.013.061	12.057.224	10.949.496	14.166.458
	Irak	11.671.059	9.422.044	10.642.928	12.978.910
	Madagaskar	25.198.867	18.765.866	14.945.880	12.690.171
	Slovenia	7.283.882	6.369.239	9.877.465	11.114.036
	Luksemburg	4.919.040	6.229.440	6.651.046	10.744.797
	Yordania	17.959.187	9.027.243	14.931.911	10.649.664
	Cile	2.996.012	4.840.946	5.484.502	9.754.762
	Lebanon	8.719.165	7.544.143	6.976.514	8.500.541
	Peru	4.290.234	4.122.167	7.392.950	8.203.847
	Bahrain	5.700.514	6.446.515	4.684.935	7.543.025
	Uruguay	12.738.721	5.195.324	13.414.038	7.092.189
	Portugal	1.835.640	2.524.025	3.502.700	6.705.761
	Ekuador	1.458.395	4.065.029	2.209.441	6.304.794
	Kolombia	2.404.490	2.605.930	3.208.640	6.039.012
	Finlandia	918.293	1.387.530	3.958.832	6.037.112
	Etiopia	8.456.040	6.277.000	5.752.494	5.752.646
	Kosta Rika	586.431	1.487.933	1.329.693	5.164.944
	Bulgaria	3.984.471	3.305.808	4.285.667	5.094.889
	Liberia	5.973.950	4.498.526	4.745.691	4.621.253
	Guinea Ekuatorial	1.754.103	4.193.399	1.214.431	4.545.859
	Burkina Faso	483.231	3.214.654	945.248	4.482.964
	Maroko	8.391.657	2.757.705	6.623.164	4.344.947
	Latvia	2.968.023	1.679.384	4.745.069	4.235.660
	Suriah	6.367.319	2.848.930	4.924.599	3.980.461
	Guinea	7.287.955	2.002.562	5.816.243	3.886.908
	Papua Nugini	1.594.601	2.039.211	3.943.715	3.805.419
	El Salvador	261.493	342.125	955.931	3.442.167
	Kamerun	2.343.814	2.719.895	1.947.680	3.205.544
	Afganistan	4.435.248	2.051.044	5.398.113	3.008.812

https://www.bps.go.id

Tabel 3. Ekspor Provinsi Asal Barang Dirinci Menurut Negara Tujuan, 2020—2021

Provinsi Asal	Negara Tujuan	Berat Bersih (Kg)		Nilai FOB (US$)	
		2020	2021	2020	2021
(1)	(2)	(3)	(4)	(5)	(6)
Sumatera Utara					
	Zimbabwe	1.595.670	2.220.000	1.495.729	2.852.662
	Kongo	3.173.405	2.244.063	2.431.526	2.730.539
	Serbia	1.191.102	1.186.232	2.071.493	2.670.640
	Qatar	1.680.981	1.646.604	2.172.465	2.643.194
	Uzbekistan	2.766.740	2.474.100	1.916.121	2.611.484
	Panama	290.574	794.694	784.180	2.488.417
	Lituania	385.653	1.922.311	661.083	2.413.474
	Republik Dominika	1.758.218	1.305.569	2.154.923	2.271.369
	Malawi	3.329.471	2.388.540	2.269.559	2.239.131
	Oman	1.982.170	1.671.999	3.276.999	2.234.861
	Puerto Riko	1.691.904	1.682.335	1.573.061	2.170.994
	Georgia	3.018.425	1.552.863	4.061.641	2.153.807
	Libia	743.875	1.107.191	1.484.792	2.053.831
	Guatemala	650.866	305.928	2.001.420	2.047.984
	Bolivia	469.660	902.189	509.348	1.838.126
	Mauritius	3.414.086	1.561.888	2.526.827	1.822.701
	Sierra Leone	7.253.368	1.388.971	6.264.883	1.662.826
	Maladewa	868.674	1.131.713	1.025.438	1.630.823
	Irlandia	306.303	513.271	751.996	1.420.098
	Nepal	1.374.349	1.484.413	1.208.694	1.373.312
	Honduras	54.605	154.270	296.880	1.351.576
	Sao Tome dan Principe	449.935	1.055.090	317.121	1.164.260
	Samoa	794.903	806.482	916.195	1.158.633
	Komoro	1.148.849	1.173.420	850.719	1.145.083
	Hungaria	386.755	622.069	627.618	1.140.658
	Republik Cheska	350.733	549.188	444.689	1.103.331
	Kazakstan	779.838	694.540	849.187	1.022.852
	Fiji	632.953	923.321	594.208	1.004.411
	Makedonia	1.440.520	871.410	1.031.904	993.366
	Kuwait	1.299.350	948.027	1.187.845	940.353
	Siprus	191.854	212.102	730.540	893.422
	Mongolia	351.962	542.930	394.960	840.431
	Jamaika	1.439.476	713.336	924.269	771.899
	Swiss	40.404	14.152	2.130.495	759.817
	Brunei Darussalam	297.853	406.038	512.375	727.461
	Albania	694.355	605.608	964.462	705.694
	Timor Leste	343.803	166.800	892.493	607.950
	Uganda	0	493.694	74	539.822
	Mayotte	547.073	603.168	354.559	518.623
	Montenegro	1.026.768	310.286	926.168	461.700
	Norwegia	74.090	118.801	373.524	456.015
	Kepulauan Solomon	179.191	257.134	311.744	448.193
	Guyana	193.248	378.590	132.399	421.970
	Trinidad dan Tobago	477.576	312.557	422.688	361.116
	Gabon	208.360	238.608	148.330	323.674
	Slovakia	175.824	150.187	314.864	310.929
	Tonga	175.647	251.268	132.503	296.228

https://www.bps.go.id

Tabel 3. Ekspor Provinsi Asal Barang Dirinci Menurut Negara Tujuan, 2020—2021

Provinsi Asal	Negara Tujuan	Berat Bersih (Kg)		Nilai FOB (US$)	
		2020	2021	2020	2021
(1)	(2)	(3)	(4)	(5)	(6)
Sumatera Utara					
	Kirgistan	20.000	243.320	12.640	257.366
	Guinea Bissau	642.775	349.500	382.418	251.610
	Venezuela	273.568	185.518	423.811	246.827
	Pitcairn		100.000		147.000
	Reunion	49.829	45.525	88.450	146.139
	Antigua dan Barbuda	8.093	65.232	31.491	128.640
	Niger		123.525		127.725
	Guadeloupe	140.460	133.997	151.324	126.046
	Martinik	102.162	95.862	134.759	115.519
	Botswana	200.000	99.000	204.527	105.189
	Guyana Prancis	114.348	111.984	89.694	98.129
	Suriname	59.991	41.404	101.750	73.765
	Namibia	232.300	73.312	461.297	73.191
	Polinesia Prancis	65.631	79.188	72.497	69.158
	Makau	0	19.209	33	67.557
	Tajikistan		45.000		63.990
	Belarus		26.000		63.180
	Kiribati	11.983	49.944	28.494	58.703
	Armenia		48.320		57.313
	Paraguay	40.777	37.500	89.211	54.331
	Austria	520.099	40.015	860.929	37.716
	Malta	69.100	35.490	59.225	35.467
	Seychelles	20.000	20.000	29.250	35.250
	Antilla Belanda	20.000	9.357	13.400	29.718
	Vanuatu		26.064		29.283
	Saint Vincent dan Grenadin		23.328		28.903
	Grenada		23.328		28.903
	Tanjung Verde	417.000	13.000	228.895	27.456
	Mikronesia	50.380	12.326	66.190	20.269
	Kaledonia Baru	4.370	8.730	5.580	11.161
	Bhutan	6.741	6.741	11.018	11.018
	Turkmenistan	1.238.916		1.012.888	
	Islandia	0		80	
	Laos	8.895		68.018	
	Rwanda	72.468		53.083	
	Zambia	3.520		6.814	
	Azerbaijan	45.722		48.196	
	Nikaragua	823		9.601	
	Afrika Tengah	95.760		72.873	
	Kuba	80.134		133.193	
	Dominica	18.311		21.662	
	Marshall (Kepulauan)	11.682		14.112	
Total Sumatera Utara		**8.693.562.175**	**9.335.431.498**	**7.861.757.842**	**11.667.687.677**

https://www.bps.go.id

Tabel 3. Ekspor Provinsi Asal Barang Dirinci Menurut Negara Tujuan, 2020—2021

Provinsi Asal	Negara Tujuan	Berat Bersih (Kg)		Nilai FOB (US$)	
		2020	2021	2020	2021
(1)	(2)	(3)	(4)	(5)	(6)
Sumatera Barat					
	Pakistan	162.115.536	827.171.528	126.899.100	864.674.413
	India	582.033.929	396.678.508	397.744.330	463.875.734
	Tiongkok	326.474.612	330.006.407	173.956.977	313.086.091
	Bangladesh	1.346.006.530	1.516.737.166	162.314.064	297.309.457
	Amerika Serikat	207.508.286	135.500.676	219.264.785	216.651.905
	Myanmar	175.151.998	189.862.450	71.182.829	200.470.642
	Jepang	394.214.971	667.993.424	51.489.148	94.612.861
	Malaysia	62.242.984	123.733.199	22.271.927	93.853.960
	Spanyol	113.000.518	82.608.322	81.297.459	84.930.693
	Kenya	106.503.030	74.339.010	66.269.140	82.128.057
	Tanzania	24.499.760	68.999.144	19.165.823	73.902.164
	Belanda	4.313.123	61.857.778	6.351.139	64.410.772
	Ukraina	2	27.395.391	603	31.372.379
	Brasil	12.532.672	17.347.903	9.537.467	21.666.043
	Vietnam	6.672.715	13.589.992	6.101.082	21.064.517
	Selandia Baru	77.900.008	129.293.009	9.491.008	18.486.746
	Sri Lanka	21.250.524	345.834.674	859.371	15.046.859
	Thailand	4.391.617	15.099.875	8.903.573	15.046.188
	Tunisia		8.589.823		11.248.570
	Oman	36.000	10.018.963	103.100	11.115.573
	Aljazair	10.046.142	10.134.095	6.607.645	10.565.607
	Korea Selatan	179.583.821	37.450.617	30.562.338	7.688.542
	Italia	2	7.083.043	717	7.681.309
	Singapura	104.947.407	5.540.166	63.594.965	6.275.370
	Hong Kong	125.577	1.786.968	400.990	5.729.340
	Iran	5.663.120	2.270.000	7.958.763	4.473.217
	Maladewa	77.947.015	84.866.180	3.086.230	3.397.122
	Prancis	424.105	537.915	3.203.283	3.100.451
	Kanada	1.519.417	1.508.060	2.528.285	2.893.685
	Jerman	222.730	381.616	3.082.118	2.741.414
	Rusia	52.805	1.274.260	281.492	2.577.995
	Taiwan	2.480.712	1.136.825	3.173.036	1.998.078
	Portugal	139.750	8.895.002	796.021	1.988.063
	Argentina		1.514.676		1.897.855
	Belgia	891.539	584.219	1.605.934	1.149.897
	Inggris	289.925	388.496	1.056.739	1.076.030
	Australia	125.072.662	15.233.882	5.529.644	1.033.075
	Latvia	1.290.240	544.490	1.656.164	1.032.291
	Swedia	275.714	166.000	1.278.834	858.673
	Polandia	52.462	202.376	94.979	508.611
	Uni Emirat Arab	155.569	180.000	594.559	498.673
	Hungaria	887.041	241.920	1.024.142	425.586
	Turki	33.063.159	2.218.246	8.428.322	330.608

https://www.bps.go.id

Tabel 3. Ekspor Provinsi Asal Barang Dirinci Menurut Negara Tujuan, 2020—2021

Provinsi Asal	Negara Tujuan	Berat Bersih (Kg)		Nilai FOB (US$)	
		2020	2021	2020	2021
(1)	(2)	(3)	(4)	(5)	(6)
Sumatera Barat					
	Norwegia	45.004	56.000	205.690	309.916
	Uruguay		7.200		308.650
	Nepal	452.001	172.700	443.764	297.533
	Meksiko	0	124.100	59	282.911
	Israel	52.000	39.000	276.900	241.345
	Republik Dominika	200.400	35.000	855.743	189.106
	Finlandia	20.161	100.800	24.291	173.930
	Guyana	10.000	18.000	47.175	99.226
	Estonia	20.000	10.000	136.763	84.516
	Kroasia	50.003	13.000	21.075	43.050
	Serbia		13.000		39.950
	Arab Saudi	16.776	1.301	20.224	6.146
	Irlandia	2	139	309	1.159
	Kolombia	11.750	29	29.506	302
	Brunei Darussalam	20	3	344	276
	Yunani		29		179
	Filipina	23.491.882	3	683.698	52
	Austria	1	3	131	48
	Islandia		1		7
	Uzbekistan	181.440		194.141	
	Timor Leste	1		128	
	Afrika Selatan	1.949.994		1.492.995	
	Republik Cheska	2		345	
	Swiss	7		488	
	Denmark	4		527	
	Ekuador	403.200		557.665	
	Liechtenstein	2		277	
	Afganistan	214.000		279.210	
	Cile	3		175	
	Peru	1		73	
	Bahrain	1		97	
	Lituania	0		13	
	Maroko	12		241	
	Montenegro	201.600		234.864	
	Kosta Rika	0		76	
	Slovakia	1		48	
	Kamboja	105		788	
	Irak	73.750.477		46.951.398	
	Mesir	8.755		37.287	
	Kuwait	4		556	
	Qatar	1.679		3.790	
	Yaman	12.000		23.850	
Total Sumatera Barat		**4.273.073.019**	**5.227.386.600**	**1.632.272.831**	**3.066.953.422**

https://www.bps.go.id

Tabel 3. Ekspor Provinsi Asal Barang Dirinci Menurut Negara Tujuan, 2020—2021

Provinsi Asal	Negara Tujuan	Berat Bersih (Kg)		Nilai FOB (US$)	
		2020	2021	2020	2021
(1)	(2)	(3)	(4)	(5)	(6)
Riau					
	Tiongkok	5.024.120.486	5.593.986.629	2.398.125.667	3.773.715.707
	India	2.956.030.587	2.317.716.983	1.766.646.560	2.334.530.410
	Malaysia	1.659.761.100	2.196.099.654	809.911.324	1.482.687.078
	Belanda	1.750.522.674	1.651.611.549	777.077.436	1.154.486.945
	Amerika Serikat	679.596.367	876.765.108	507.996.824	949.800.349
	Pakistan	1.105.880.608	925.696.805	740.546.850	908.170.940
	Singapura	1.100.595.644	1.229.646.880	592.114.782	779.740.250
	Spanyol	729.916.132	750.585.091	476.413.408	747.805.412
	Bangladesh	697.112.383	821.786.349	410.158.478	730.806.380
	Vietnam	678.433.558	894.591.786	432.555.221	694.526.174
	Korea Selatan	880.404.758	1.022.735.783	393.671.872	617.402.544
	Mesir	607.059.050	570.408.122	405.341.354	599.998.874
	Italia	727.256.658	493.777.277	462.550.999	463.680.696
	Filipina	513.312.123	484.886.000	360.852.999	460.613.255
	Jepang	1.445.756.878	1.746.117.497	335.443.664	447.103.587
	Thailand	320.561.214	722.028.425	87.694.881	291.289.790
	Brasil	278.686.477	233.119.907	204.630.505	274.960.330
	Turki	385.144.239	220.549.479	233.479.914	250.087.566
	Myanmar	401.619.595	244.623.822	261.225.358	244.739.221
	Rusia	451.357.410	237.410.842	300.833.270	244.203.244
	Uni Emirat Arab	203.896.204	266.845.898	106.822.159	219.160.729
	Estonia	140.646.711	195.486.178	97.618.348	202.343.600
	Ukraina	157.052.246	166.567.408	100.683.387	171.867.370
	Arab Saudi	254.749.388	214.401.633	107.478.455	116.907.503
	Belgia	73.649.741	131.476.510	48.954.303	113.812.688
	Taiwan	95.574.166	168.195.548	64.394.587	105.204.851
	Kenya	219.532.946	102.654.662	153.047.953	101.099.943
	Aljazair	48.744.480	96.254.998	30.705.879	94.600.178
	Kolombia	963.660	81.997.495	935.126	91.782.209
	Oman	109.118.643	80.832.006	74.870.819	86.429.475
	Tanzania	110.011.010	81.872.727	65.678.455	79.671.184
	Afrika Selatan	42.435.431	70.152.160	28.250.781	78.767.249
	Prancis	227.169.342	70.175.774	139.066.734	78.274.249
	Yunani	100.859.464	84.004.791	72.136.292	76.981.398
	Meksiko	85.894.806	79.810.320	58.426.517	74.869.440
	Haiti	90.841.512	70.263.572	63.184.655	73.772.922
	Jibuti	43.274.072	65.562.789	27.409.452	68.573.377
	Irak	1.823.285	51.302.204	1.181.461	52.550.462
	Sudan	60.193.335	51.640.133	42.330.488	52.187.887
	Jerman	48.119.373	45.184.488	33.911.172	47.679.773
	Togo	23.901.436	45.196.574	16.155.114	47.327.067
	Selandia Baru	218.693.473	169.865.808	41.907.435	39.429.832
	Peru	27.888.512	33.371.759	21.093.384	32.246.222
	Sri Lanka	33.964.891	33.787.307	19.621.856	30.131.806
	Inggris	59.307.096	31.573.155	39.806.489	26.911.099
	Australia	61.148.540	30.823.292	36.276.854	24.252.875
	Tunisia	4.433.041	22.463.531	3.364.600	23.644.626
	Latvia	30.659.287	21.158.905	20.713.038	23.440.700
	Liberia	19.300.523	21.672.077	14.211.060	22.556.669
	Ekuador	5.691.393	22.275.874	3.928.372	22.260.483
	Iran	26.162.038	20.042.993	16.355.150	21.814.332
	Kanada	24.677.010	26.436.725	18.590.177	20.766.674
	Honduras	5.087.415	19.199.590	3.411.562	20.480.154
	Nigeria	23.140.859	25.801.789	13.082.117	15.721.264
	Yaman	58.859.169	14.430.240	38.417.199	13.513.953

https://www.bps.go.id

Tabel 3. Ekspor Provinsi Asal Barang Dirinci Menurut Negara Tujuan, 2020—2021

Provinsi Asal	Negara Tujuan	Berat Bersih (Kg)		Nilai FOB (US$)	
		2020	2021	2020	2021
(1)	(2)	(3)	(4)	(5)	(6)
Riau					
	Polandia	25.668.445	14.797.061	18.031.300	11.458.034
	Benin	4.809.176	12.050.820	3.196.797	11.340.729
	Kuwait	16.605.712	15.078.866	8.553.922	8.568.971
	Kongo	1.185.131	6.568.845	1.083.641	6.938.326
	Mozambik	12.735.812	6.444.785	8.049.185	6.039.266
	Guatemala	14.115.572	5.854.333	9.718.705	5.873.337
	Rumania	8.096.164	6.097.817	5.627.403	5.834.331
	Trinidad dan Tobago	3.810.509	6.601.131	3.357.264	5.832.173
	Hong Kong	8.304.915	7.819.526	6.045.947	5.764.399
	Kamboja	18.289.192	6.164.880	2.709.587	4.989.349
	Ghana	10.627.774	5.971.304	7.894.692	4.454.652
	Jamaika	2.957.418	3.429.754	2.090.441	3.894.197
	Republik Dominika	2.980.342	4.134.300	2.029.301	3.282.624
	Nepal	3.142.217	5.100.465	1.852.861	3.058.665
	Cile	6.293.278	4.126.535	3.893.522	3.022.050
	Lebanon	16.675.846	5.341.175	8.637.007	3.021.940
	Swedia	3	2.308.867	776	2.940.026
	Pantai Gading	9.820.657	3.954.602	6.907.072	2.770.495
	Qatar	6.903.742	3.618.827	4.892.461	2.624.135
	Kroasia	21.269.071	3.272.664	14.321.164	2.498.045
	Angola	3.938.473	3.596.753	2.999.833	2.492.819
	Siprus	2.875.213	3.184.283	2.303.809	2.376.041
	Bulgaria	2.075.268	1.730.782	1.779.741	2.274.180
	Panama	946.059	12.257.800	564.448	2.229.566
	Slovenia	12.518.195	2.934.774	7.369.079	2.069.101
	Madagaskar	2.866.039	2.856.268	1.972.429	1.981.150
	Mauritius	1.768.275	2.020.809	1.654.751	1.828.426
	Reunion	2.372.316	2.420.830	1.659.569	1.755.202
	Israel	2.471.027	2.023.660	1.756.364	1.683.025
	Republik Demokratik Kongo	2.376.761	2.236.822	1.728.975	1.606.210
	Bahrain	3.447.745	2.096.523	2.483.727	1.573.046
	Yordania	5.074.903	2.505.354	2.720.484	1.507.402
	Maroko	1.519.131	679.910	1.083.454	1.453.020
	Kosta Rika	3.455.648	2.179.741	2.027.703	1.321.416
	Polinesia Prancis	483.025	1.194.148	379.702	1.247.065
	Guinea	885.416	1.800.359	609.582	1.193.339
	Mauritania	229.603	1.126.580	160.932	1.030.440
	Senegal	1.744.483	1.378.532	1.215.644	997.686
	El Salvador	1.574.561	1.477.336	978.392	980.261
	Kamerun	2.167.537	1.272.095	1.596.929	930.246
	Papua Nugini	546.236	775.767	510.574	914.215
	Nikaragua	1.763.944	1.382.353	974.173	875.796
	Irlandia	2.350.239	1.008.252	1.629.661	799.349
	Kaledonia Baru	921.627	1.001.551	678.192	797.191
	Brunei Darussalam	701.951	1.071.579	546.482	763.200
	Uzbekistan	254.025	403.988	269.558	741.869
	Portugal	1.639.941	802.001	1.276.765	699.738
	Denmark	4.515.996	551.008	2.407.611	603.426
	Fiji	1.071.978	992.119	670.713	568.678
	Sierra Leone	554.295	697.945	350.905	503.657
	Argentina	24.008	240.189	26.230	425.274
	Suriname	491.180	485.507	440.078	416.595
	Malta	834.174	485.163	676.432	402.523
	Libia	513.754	458.444	391.383	346.121
	Maladewa	383.838	408.697	296.054	318.180

https://www.bps.go.id

Tabel 3. Ekspor Provinsi Asal Barang Dirinci Menurut Negara Tujuan, 2020—2021

Provinsi Asal	Negara Tujuan	Berat Bersih (Kg)		Nilai FOB (US$)	
		2020	2021	2020	2021
(1)	(2)	(3)	(4)	(5)	(6)
Riau					
	Guadeloupe	285.871	356.552	232.521	283.776
	Mayotte	419.383	362.003	282.697	243.381
	Georgia	13.495.831	319.358	9.009.689	241.009
	Albania	2.198.790	355.165	1.358.760	220.208
	Lituania	991.941	150.175	722.001	201.154
	Guam	204.733	188.221	204.341	175.597
	Martinik	303.957	209.436	247.947	165.167
	Samoa	227.272	189.065	173.762	130.589
	Vanuatu	75.592	153.056	53.472	109.158
	Gabon	269.511	172.840	192.792	108.837
	Guyana Prancis	251.675	115.010	208.747	85.699
	Belize	17.492	90.778	16.739	80.843
	Gambia	276.573	113.762	182.437	73.320
	Malawi		100.000		64.800
	Etiopia	1.083.980	80.000	704.573	51.840
	Antilla Belanda	122.423	59.816	106.262	51.621
	Guyana	49.223	67.826	29.874	45.181
	Belau	36.158	56.949	26.533	40.054
	Somalia	472.048	58.079	354.557	39.923
	Mikronesia	73.687	36.130	59.651	28.716
	Tonga	56.880	37.920	43.010	27.530
	Kepulauan Solomon	94.800	37.920	73.594	27.246
	American Samoa	56.045	37.966	40.843	26.538
	Guinea Ekuatorial	93.803	37.920	69.868	26.298
	Puerto Riko		25.417		24.330
	Marshall (Kepulauan)	36.890	17.359	34.526	16.491
	Hungaria	494.699	8.786	385.879	16.404
	Finlandia	3.082	215	17.564	11.206
	Azerbaijan	0	4	8	3.190
	Swiss	3	44	373	1.217
	Afganistan	1	7	73	86
	Republik Cheska	38	1	163	20
	Northern Mariana Islands	38.637		34.122	
	Slovakia	1		21	
	Norwegia	47.902		41.234	
	Serbia	1		58	
	Komoro	38.183		26.929	
	Austria	5		667	
	Bosnia-Herzegovina	1		74	
	Luksemburg	1		61	
	Zambia	19.360		15.681	
	Burkina Faso	0		642	
	Islandia	23.510		15.913	
	Seychelles	0		17	
	Eritrea	653.979		369.924	
	Montenegro	96.398		69.359	
	Kiribati	36.424		25.975	
	Kepulauan Virgin (British)	0		177	
Total Riau		**25.418.887.058**	**26.140.837.156**	**13.763.810.308**	**19.969.915.620**

https://www.bps.go.id

Tabel 3. Ekspor Provinsi Asal Barang Dirinci Menurut Negara Tujuan, 2020—2021

Provinsi Asal	Negara Tujuan	Berat Bersih (Kg)		Nilai FOB (US$)	
		2020	2021	2020	2021
(1)	(2)	(3)	(4)	(5)	(6)
Jambi					
	Singapura	2.674.047.531	2.877.633.783	817.064.469	1.444.042.713
	Jepang	855.313.269	1.204.204.164	169.459.682	251.747.726
	Amerika Serikat	103.032.013	100.546.015	147.434.346	180.367.577
	Malaysia	339.267.556	280.317.660	119.741.977	143.734.856
	Thailand	347.335.902	741.046.702	71.995.859	142.041.417
	Tiongkok	408.050.748	770.162.596	87.841.294	111.924.448
	India	138.081.108	582.519.159	79.487.606	108.526.553
	Korea Selatan	129.344.259	64.283.707	40.899.270	40.006.165
	Bangladesh	18.658.047	72.634.068	12.125.865	29.634.463
	Vietnam	165.660.450	398.471.941	10.664.720	22.566.615
	Turki	5.785.922	8.467.203	7.313.597	14.330.537
	Kanada	8.421.566	6.043.700	11.527.857	10.459.134
	Jerman	6.736.075	4.755.808	10.101.033	9.649.547
	Polandia	9.842.947	5.488.855	12.069.463	9.036.799
	Pakistan	2.427.351	62.717.106	2.442.202	8.673.696
	Iran	29.988.489	4.231.810	39.083.390	8.000.050
	Hungaria	2.464.516	4.334.400	2.928.297	7.395.788
	Afrika Selatan	2.641.680	4.374.720	3.270.955	7.371.595
	Slovenia	1.471.680	3.588.480	1.924.594	6.088.979
	Nepal	644.400	4.249.300	781.280	6.023.702
	Filipina	5.890.716	20.283.594	4.944.577	5.508.766
	Luksemburg	3.427.200	3.205.440	4.550.225	5.272.904
	Argentina	1.935.360	2.882.880	2.628.465	4.947.474
	Belgia	1.182.880	2.292.420	1.419.803	4.107.581
	Rusia	550.727	1.656.897	780.867	2.913.844
	Belanda	2.155.045	891.208	5.003.331	2.890.294
	Meksiko	3.449.167	1.740.780	3.546.443	2.881.961
	Kamboja	86.035.484	9.769.375	8.339.663	2.456.259
	Uni Emirat Arab	7.876.447	1.642.501	5.070.107	2.443.207
	Brasil	2.656.656	1.336.400	3.679.411	2.221.864
	Mesir	5.066.123	2.227.959	4.309.974	1.805.830
	Arab Saudi	7.042.514	2.108.260	5.402.318	1.762.445
	Italia	1.912.680	785.162	2.665.251	1.440.847
	Australia	7.465.140	1.433.040	5.544.990	1.267.839
	Cile	2.199.172	1.206.853	1.926.635	1.201.418
	Polinesia Prancis	1.384.689	1.014.703	1.615.686	1.198.630
	Kolombia	1.683.212	874.045	1.757.381	1.157.059
	Latvia		604.800		1.071.367
	Taiwan	3.284.011	1.220.071	2.967.475	1.018.401
	Hong Kong	163.747	308.205	274.517	855.291
	Ghana	1.630.561	753.651	1.503.017	810.088
	Rumania	907.200	498.960	1.192.415	748.293
	Afganistan	238.000	370.000	287.650	649.025
	Guatemala	6.689.969	685.216	5.568.978	612.655
	Spanyol	2.311.719	340.200	3.051.600	545.171
	Kaledonia Baru	1.098.502	450.003	1.230.322	539.315
	Peru	1.593.853	302.400	1.612.849	521.832

https://www.bps.go.id

Tabel 3. Ekspor Provinsi Asal Barang Dirinci Menurut Negara Tujuan, 2020—2021

Provinsi Asal	Negara Tujuan	Berat Bersih (Kg)		Nilai FOB (US$)	
		2020	2021	2020	2021
(1)	(2)	(3)	(4)	(5)	(6)
Jambi					
	Yordania	3.791.426	794.759	2.927.459	444.796
	Inggris	12.148.713	419.158	9.418.453	384.189
	Israel	26.000	52.000	140.093	302.712
	Austria	43.581	129.314	79.242	279.680
	Panama	787.265	163.262	676.926	273.421
	Republik Dominika	11.704.766	317.331	9.980.529	262.672
	Trinidad dan Tobago	5.649.475	303.591	4.757.488	260.177
	Sri Lanka	2.598.890	157.756	3.522.452	256.042
	Reunion	645.952	240.818	581.799	212.534
	Prancis	2.560.892	113.400	3.596.714	183.144
	Nigeria	741.399	181.657	713.755	167.161
	El Salvador	285.075	219.763	268.095	163.320
	Mauritius	184.305	104.437	203.957	119.152
	Kenya	626.814	117.472	653.502	114.317
	Brunei Darussalam	519.378	150.521	276.224	87.435
	Norwegia		13.000		74.160
	Oman	71.292	122.425	41.140	72.855
	Myanmar	333.665	27.000	599.580	66.360
	Selandia Baru		43.520		58.414
	Guyana		12.250		54.813
	Yunani	297.397	29.746	512.478	49.237
	Kroasia	1.906.715	13.000	1.487.921	42.200
	Fiji	26.033	25.344	32.281	32.187
	Bahrain	299.093	16.844	186.134	17.297
	Denmark		7.892		10.845
	Irak	298.295		251.647	
	Qatar	404.140		337.288	
	Angola	31.946		29.710	
	Albania	86.739		77.642	
	Lebanon	40.100		25.333	
	Ekuador	1.273.682		1.115.204	
	Belize	38.709		37.752	
	Libia	9.000		39.650	
	Swedia	1		193	
	Bulgaria	249.480		372.133	
	Irlandia	415.053		315.855	
	Ukraina	1.052.248		1.080.592	
	Jamaika	1.864.135		1.649.349	
	Republik Cheska	509.040		629.039	
	Kuwait	1.003.897		470.118	
	Yaman	36.010		30.422	
	Puerto Riko	443.397		399.445	
	Swiss	1		241	
	Venezuela	75.935		67.529	
Total Jambi		**5.462.126.218**	**7.264.732.458**	**1.776.617.069**	**2.618.461.137**

https://www.bps.go.id

Tabel 3. Ekspor Provinsi Asal Barang Dirinci Menurut Negara Tujuan, 2020—2021

Provinsi Asal	Negara Tujuan	Berat Bersih (Kg)		Nilai FOB (US$)	
		2020	2021	2020	2021
(1)	(2)	(3)	(4)	(5)	(6)
Sumatera Selatan					
	Tiongkok	4.954.261.718	14.404.567.198	1.310.952.820	2.127.250.135
	Amerika Serikat	216.838.978	276.833.996	284.747.661	475.414.900
	Jepang	442.659.824	563.723.471	202.707.291	330.392.074
	Malaysia	3.385.699.651	2.807.053.190	327.235.023	310.052.526
	India	3.364.245.585	1.690.825.724	231.162.178	251.401.601
	Vietnam	980.442.372	1.829.326.289	86.111.259	225.000.949
	Korea Selatan	944.955.511	692.874.247	197.463.161	210.192.718
	Taiwan	941.966.199	1.101.562.889	119.379.847	140.848.889
	Thailand	530.669.802	942.560.329	58.474.592	112.463.372
	Kamboja	2.236.046.297	1.374.015.685	98.739.863	97.340.347
	Jerman	90.103.941	72.669.435	81.837.937	93.003.091
	Filipina	766.662.289	732.002.732	54.991.075	70.878.586
	Rusia	14.698.746	33.733.386	20.495.354	57.784.357
	Turki	22.430.409	50.950.681	29.886.912	49.956.075
	Kanada	28.480.328	25.423.727	35.765.158	44.051.566
	Slovenia	6.207.360	25.236.480	8.257.739	43.673.091
	Brasil	23.083.502	25.674.200	31.052.386	43.317.704
	Pakistan	406.126.861	501.047.080	17.631.584	38.563.314
	Meksiko	19.680.745	22.214.599	23.009.693	38.435.358
	Belanda	24.968.982	33.880.367	25.117.248	37.873.689
	Sri Lanka	97.089.694	133.335.790	16.806.639	36.952.233
	Belgia	8.624.539	19.720.279	12.281.320	33.728.419
	Singapura	80.587.497	64.217.478	25.829.787	27.041.161
	Finlandia	10.392.086	15.644.160	13.627.687	26.562.624
	Bangladesh	32.469.227	52.600.000	16.237.855	26.113.825
	Rumania	17.188.920	15.421.560	23.034.649	25.965.179
	Australia	2.787.401	40.112.781	3.718.719	24.445.800
	Mesir	44.952.401	56.882.019	17.749.212	21.755.830
	Arab Saudi	43.499.349	46.777.176	10.670.360	20.627.360
	Latvia	21.508.866	11.188.800	27.713.812	19.414.011
	Afrika Selatan	9.248.983	13.476.488	10.284.772	19.235.157
	Luksemburg	5.886.720	9.757.440	7.960.292	16.778.703
	Myanmar	33.408.372	16.164.228	18.109.407	16.338.496
	Prancis	10.418.622	8.865.156	15.273.594	16.249.352
	Iran	23.017.829	46.647.392	5.659.056	14.321.035
	Uni Emirat Arab	544.836	26.081.578	1.710.838	14.061.819
	Hong Kong	77.235.461	190.220.792	3.915.270	12.867.073
	Argentina	3.407.880	6.604.080	4.582.122	11.397.032
	Polandia	9.669.040	6.481.440	13.089.945	10.908.743
	Selandia Baru	487.109	10.382.825	466.220	10.519.332
	Nigeria	754.581	781.420	8.997.017	9.864.264
	Kolombia	3.669.120	4.294.080	4.739.169	7.513.286
	Irak	54.670.009	23.182.235	13.014.568	7.302.758
	Republik Cheska	2.930.760	4.110.120	4.014.452	6.893.844
	Hungaria	7.620.480	3.918.600	9.841.160	6.643.025
	Spanyol	8.748.981	3.149.941	11.619.945	5.410.493
	Inggris	2.267.766	3.101.012	3.207.039	5.261.964
	Italia	6.578.963	2.468.556	8.771.224	4.137.469

https://www.bps.go.id

Tabel 3. Ekspor Provinsi Asal Barang Dirinci Menurut Negara Tujuan, 2020—2021

Provinsi Asal	Negara Tujuan	Berat Bersih (Kg)		Nilai FOB (US$)	
		2020	2021	2020	2021
(1)	(2)	(3)	(4)	(5)	(6)
Sumatera Selatan					
	Portugal	4.457.470	2.620.800	5.896.819	4.079.180
	Yaman	21.812.008	11.792.381	4.811.898	3.705.049
	Ekuador	705.303	2.096.640	763.024	3.577.772
	Montenegro	403.200	1.814.400	573.751	3.100.805
	Yordania	9.483.137	9.997.694	2.137.821	2.839.468
	Bulgaria	2.494.800	1.542.240	3.158.394	2.604.988
	Israel	3.250.060	1.310.400	4.171.264	2.206.513
	Cile	678.375	1.209.600	288.906	2.111.731
	Peru	826.560	1.189.440	1.143.950	2.110.880
	Lebanon	13.035.218	4.983.559	2.917.524	1.601.467
	Sudan	294.412	3.453.471	70.731	813.753
	American Samoa		201.600		399.168
	Sao Tome dan Principe		201.600		363.888
	Angola	450.226	186.412	354.959	170.410
	Lituania	40.320	20.160	54.432	39.514
	Northern Mariana Islands	9.592	23.853	16.227	36.021
	Guam	11.317	18.588	15.556	30.473
	Timor Leste		4.388		26.297
	Swedia	94	855	1.802	18.065
	Serbia	340.200	2.520	432.971	4.195
	Brunei Darussalam	200.000.001	0	7.660.149	14
	Austria	0		80	
	Bosnia-Herzegovina	1		73	
	Qatar	2		73	
	Antilla Belanda	138.530		115.794	
	Swiss	0		314	
	Estonia	20.160		33.062	
	Bahrain	0		208	
	Venezuela	12.354		10.223	
	Laos	0		80	
	Puerto Riko	138.833		107.729	
	Siprus	0		386	
	Belau	9.450		11.850	
	Irlandia	0		80	
	Kenya	6.999.930		5.984.940	
	Oman	2.661.291		567.888	
	Georgia	0		80	
	Mali	1		162	
	Malta	5.239.451		150.896	
	Kuwait	0		402	
	Makau	179		34.033	
	Yunani	680.282		483.438	
	Swaziland	0		73	
	Suriah	8.224.333		1.886.222	
	Pantai Gading	418.368		357.752	
	Nepal	144.002		242.178	
Total Sumatera Selatan		**20.302.874.054**	**28.084.433.736**	**3.602.403.098**	**5.286.044.277**

https://www.bps.go.id

Tabel 3. Ekspor Provinsi Asal Barang Dirinci Menurut Negara Tujuan, 2020—2021

Provinsi Asal	Negara Tujuan	Berat Bersih (Kg)		Nilai FOB (US$)	
		2020	2021	2020	2021
(1)	(2)	(3)	(4)	(5)	(6)
Bengkulu					
	Tiongkok	24.823.479	639.573.023	8.929.561	43.244.436
	India	656.524.296	488.023.350	26.253.303	32.513.094
	Kamboja	19.319.393	369.657.643	1.062.780	29.910.523
	Filipina	466.650.625	431.244.422	23.869.892	26.041.213
	Thailand	243.702.925	404.455.092	12.190.871	20.568.624
	Malaysia	292.976.524	352.523.532	13.442.905	19.873.736
	Amerika Serikat	10.492.189	10.745.393	14.148.591	18.554.426
	Jepang	73.044.351	26.374.827	12.514.965	10.323.447
	Pakistan	5	114.361.294	153	9.094.173
	Belgia	2.620.800	3.769.920	3.591.000	6.296.472
	Turki	1.270.080	3.669.170	1.672.171	6.214.844
	Bangladesh		47.300.000		4.966.500
	Polandia		1.310.400		2.271.024
	Brasil	1.552.320	866.880	2.034.194	1.427.882
	Meksiko	927.360	786.240	1.266.451	1.394.467
	Kanada	2.847.605	776.160	3.600.190	1.314.533
	Slovenia	1.713.600	665.280	2.332.310	1.130.472
	Rusia		524.160		959.213
	Afrika Selatan	383.040	302.400	509.242	520.632
	Jerman	181.444	282.240	261.568	502.488
	Vietnam	41.810.420	10.400.000	1.648.212	457.600
	Argentina	322.560	161.280	447.955	284.256
	Taiwan	84.860.680	100.818	3.560.021	179.524
	Singapura	63	36.046	2.558	56.018
	Denmark	530	600	2.680	2.940
	Korea Selatan	44.035.682	3	2.725.080	140
	Arab Saudi		0		96
	Hong Kong	232	1	2.705	50
	Australia	22	1	73	42
	Inggris	8	3	332	11
	Kirgistan	0		394	
	Prancis	2		80	
	Spanyol	26.201.087		17.410.487	
	Rumania	40.320		62.093	
	Brunei Darussalam	1		233	
	Bulgaria	20.160		31.046	
	Aljazair	9		1.099	
	Ukraina	1		80	
	Luksemburg	100.800		151.956	
	Bahrain	0		80	
	Makau	0		73	
	Norwegia	1		80	
Total Bengkulu		**1.996.422.614**	**2.907.910.178**	**153.727.467**	**238.102.876**

https://www.bps.go.id

Tabel 3. Ekspor Provinsi Asal Barang Dirinci Menurut Negara Tujuan, 2020—2021

Provinsi Asal	Negara Tujuan	Berat Bersih (Kg)		Nilai FOB (US$)	
		2020	2021	2020	2021
(1)	(2)	(3)	(4)	(5)	(6)
Lampung					
	Tiongkok	1.927.627.768	5.284.766.271	327.633.304	925.265.767
	Amerika Serikat	352.069.761	500.921.262	504.256.292	832.510.781
	Italia	351.199.206	409.101.346	249.771.831	414.238.072
	Pakistan	594.714.848	435.438.716	253.031.188	359.915.792
	Belanda	443.158.108	730.510.718	186.505.765	283.163.195
	Filipina	501.828.854	1.172.662.158	94.409.419	248.346.102
	Jepang	445.951.442	611.734.740	116.842.490	198.244.475
	India	1.819.237.150	389.378.640	305.429.112	144.938.160
	Korea Selatan	295.799.301	504.518.662	77.386.652	139.548.705
	Spanyol	68.572.139	102.739.723	68.830.226	137.537.348
	Selandia Baru	782.217.438	823.663.081	111.585.040	136.910.086
	Malaysia	76.969.929	154.049.986	75.218.079	112.531.133
	Bangladesh	38.908.388	269.780.309	26.107.105	110.466.282
	Afrika Selatan	31.517.474	80.055.987	20.400.949	68.013.439
	Thailand	348.432.208	289.708.886	37.003.507	60.980.539
	Vietnam	324.079.788	304.533.367	54.950.160	57.987.376
	Taiwan	1.000.109.450	301.132.559	68.089.320	47.222.452
	Inggris	103.227.114	50.126.038	56.525.584	46.828.062
	Rusia	29.328.454	30.966.642	43.559.154	44.588.308
	Jerman	25.161.184	26.403.828	37.895.363	41.653.508
	Prancis	13.219.053	21.012.444	22.940.080	36.673.938
	Singapura	51.264.048	13.849.818	51.376.360	34.915.208
	Brasil	43.898.173	19.966.527	34.741.143	29.777.649
	Australia	85.028.508	14.072.244	29.545.359	23.916.967
	Georgia	10.596.995	13.216.072	16.405.035	21.826.726
	Mesir	27.091.038	26.367.888	18.148.181	21.819.260
	Belgia	10.793.994	24.879.653	17.401.509	20.778.966
	Togo	16.899.695	20.221.311	11.523.982	20.042.585
	Maroko	12.397.034	11.298.351	17.092.924	19.420.498
	Kanada	3.910.086	7.356.286	10.773.449	19.223.968
	Turki	34.772.601	69.226.811	7.677.385	16.663.656
	Hong Kong	1.030.409.224	154.045.175	42.895.749	14.275.711
	Arab Saudi	57.617.575	14.799.391	17.810.518	12.867.130
	Yunani	2.968.606	7.450.386	4.304.328	9.322.686
	Kongo		7.499.595		9.106.087
	Sri Lanka	5.709.670	5.102.940	5.479.580	8.004.485
	Brunei Darussalam	50.000.016	105.019.802	2.265.321	7.917.709
	Meksiko	3.380.666	6.497.798	3.825.956	7.344.401
	Aljazair	5.788.766	3.935.760	8.880.600	6.517.125
	Argentina	4.941.357	5.055.713	6.050.783	6.230.692
	Uni Emirat Arab	4.384.608	5.372.198	4.925.696	6.218.542
	Senegal	500.003	6.023.534	235.612	5.711.550
	Kenya	34.802.231	5.589.475	23.238.621	5.640.769

https://www.bps.go.id

Tabel 3. Ekspor Provinsi Asal Barang Dirinci Menurut Negara Tujuan, 2020—2021

Provinsi Asal	Negara Tujuan	Berat Bersih (Kg)		Nilai FOB (US$)	
		2020	2021	2020	2021
(1)	(2)	(3)	(4)	(5)	(6)
Lampung					
	Ekuador	740.000	3.144.003	1.041.260	5.455.518
	Malta		6.298.579		4.601.456
	Israel	2.219.359	2.680.445	1.736.362	4.237.441
	Swedia	6.197.136	3.907.576	5.651.643	4.172.115
	Finlandia	3.375.577	2.955.430	4.104.498	3.996.996
	Cile	1.667.727	2.793.172	2.225.864	3.587.966
	Iran	3.737.094	1.727.905	5.008.826	3.444.812
	Swiss	1.427.961	2.125.678	2.166.840	3.248.764
	Norwegia	9.264.697	1.599.705	5.277.077	2.935.590
	Portugal	535.264	1.610.656	825.088	2.563.340
	Benin		2.499.943		2.509.922
	Bulgaria	2.849.661	1.321.004	4.001.253	2.281.387
	Peru	985.159	1.541.693	1.305.169	2.267.414
	Rumania	1.005.858	1.288.212	1.350.602	2.140.416
	Puerto Riko	1.381.130	1.317.515	2.097.724	2.051.582
	Polandia	1.120.154	1.129.752	1.454.637	2.005.776
	Latvia	1.520.518	1.221.894	1.942.251	2.004.538
	Austria	1.258.886	1.275.107	1.571.638	1.536.183
	Denmark	727.819	724.707	1.302.780	1.449.664
	Nigeria	1.292.168	874.380	1.914.992	1.411.198
	Slovenia	362.856	579.230	658.800	1.278.148
	Oman	1.362.853	1.802.675	801.872	1.105.084
	Ukraina	821.987	890.966	1.015.177	1.090.557
	Kazakstan	317.078	392.150	689.616	908.558
	Yaman	128.548	3.155.864	141.045	803.674
	Qatar	1.448.320	1.093.643	907.226	635.476
	Republik Cheska	634.700	493.752	674.337	520.940
	Lebanon	506.760	286.761	784.597	440.818
	Yordania	280.552	317.006	287.204	373.017
	Papua Nugini	671.880	437.848	391.541	307.053
	Albania	38.400	243.450	55.959	300.029
	Hungaria	170.098	235.114	223.760	268.986
	Estonia	25.002	152.200	121.033	267.803
	Uzbekistan	52.946	194.095	55.396	218.989
	Myanmar	141.828	361.153	92.355	201.476
	Irlandia	53.556	117.810	71.273	196.466
	Ghana	42.149	13.748	140.824	177.600
	Irak	134.365	154.000	42.195	168.231
	Tanzania	1.071.500	85.253	678.743	166.281
	Etiopia	14.000	40.600	45.500	164.870
	Kuwait	2.069.344	107.751	736.121	142.745
	Uruguay	117.618	66.460	181.074	140.450
	Mauritius	545.285	195.140	266.518	115.591
	Suriah	24.250	97.000	24.250	107.450
	Kroasia	213.744	101.636	206.947	97.982
	Guinea	132.000	44.000	89.100	87.560

https://www.bps.go.id

Tabel 3. Ekspor Provinsi Asal Barang Dirinci Menurut Negara Tujuan, 2020—2021

Provinsi Asal	Negara Tujuan	Berat Bersih (Kg)		Nilai FOB (US$)	
		2020	2021	2020	2021
(1)	(2)	(3)	(4)	(5)	(6)
Lampung					
	Kamboja	100.969	51.000	23.284	86.700
	Tunisia	549.540	66.763	403.328	86.054
	Siprus		41.964		86.026
	Panama	20.065.117	50.603	12.097.114	77.233
	Mongolia	36.600	63.190	44.196	76.053
	Slovakia	158.652	70.698	162.630	70.070
	Nepal	141.018	14.000	159.892	48.800
	Bahrain	112.207	65.096	80.957	45.702
	Jibuti	69.010	35.256	134.662	40.699
	Makau	19.200	19.200	32.832	34.387
	Armenia		19.201		32.599
	Moldova		18.000		21.600
	Lituania	63.134	17.628	63.638	16.224
	Sudan	18.000	16.020	12.550	14.471
	Somalia		17		39
	Santa Lusia	8.820		9.702	
	Angola	221.250		84.075	
	Mozambik	6.834.920		3.594.102	
	Guinea Bissau	100.000		72.500	
	Serbia	40.000		87.600	
	Vatikan	0		80	
	Zambia	2		88	
	Antilla Belanda	10.266		18.260	
	Libia	26.000		48.100	
	Azerbaijan	0		241	
	Jamaika	25.000		63.135	
	Gabon	41.964		89.670	
	Luksemburg	0		333	
	Kosta Rika	41.800		47.760	
	Kolombia	26.690		50.338	
	Malawi	126.250		42.925	
Total Lampung		**11.152.008.149**	**13.094.297.385**	**3.144.753.665**	**4.844.030.456**

https://www.bps.go.id

Tabel 3. Ekspor Provinsi Asal Barang Dirinci Menurut Negara Tujuan, 2020—2021

Provinsi Asal	Negara Tujuan	Berat Bersih (Kg)		Nilai FOB (US$)	
		2020	2021	2020	2021
(1)	(2)	(3)	(4)	(5)	(6)
Kepulauan Bangka Belitung					
	Singapura	38.781.385	32.551.635	206.095.797	518.849.241
	Belanda	49.947.146	65.020.799	133.642.843	389.697.640
	Korea Selatan	14.249.771	17.976.176	132.129.259	289.987.679
	India	26.213.478	8.542.835	162.070.317	254.939.063
	Jepang	16.004.740	8.508.310	101.055.085	241.402.656
	Amerika Serikat	8.009.984	7.380.953	112.582.401	207.961.755
	Tiongkok	126.476.899	126.421.782	207.780.434	136.028.541
	Taiwan	5.983.584	7.243.012	47.427.360	121.238.844
	Malaysia	47.552.504	89.430.829	41.193.454	104.850.437
	Italia	1.300.140	2.720.160	22.399.321	85.615.627
	Belgia	125.531	1.753.856	2.337.756	58.711.848
	Myanmar	52.798.834	50.992.973	34.215.949	55.327.322
	Turki	1.190.605	1.702.572	20.481.933	55.193.944
	Spanyol	225.197	1.177.443	4.067.190	38.624.293
	Bangladesh	14.004.358	39.148.525	7.711.526	35.642.180
	Vietnam	37.115.862	42.696.377	23.459.636	22.443.964
	Inggris	291.380	451.330	4.497.628	12.961.009
	Filipina	6.279.792	4.890.098	5.890.599	9.994.498
	Uni Emirat Arab		225.763		7.697.220
	Rusia		150.554		4.229.323
	Thailand	19.661.958	7.018.016	13.613.295	3.988.318
	Hong Kong	62.769	173.420	377.730	3.895.365
	Afrika Selatan	25.136	74.887	427.319	2.468.104
	Jerman	430.001	306.003	1.670.886	1.832.962
	Pakistan	796.240	1.008.003	1.134.427	1.772.353
	Bulgaria	50.169	49.957	908.141	1.600.451
	Peru	887.040	907.200	1.151.180	1.481.157
	Polandia		50.232		1.395.445
	Australia	238.804	223.936	650.057	578.434
	Brasil	201.600	302.400	296.963	531.507
	Prancis	345.000	90.003	1.264.291	523.616
	Cile		282.240		457.847
	Luksemburg		40.320		68.248
	Iran		408.000		30.600
	Tanzania	550.000	300.000	21.105	12.955
	Kanada	25.128	500	427.179	10.750
	Arab Saudi	7	100.000	226	5.289
	Swiss	0	29	80	123
	Republik Cheska		11		88
	Sri Lanka	7.700	5	1.648	2
	Montenegro	100.800		146.172	
	Tunisia	14.000		34.040	
	Maladewa	2		73	
	Swedia	0		80	
Total Kepulauan Bangka Belitung		**469.947.544**	**520.321.141**	**1.291.163.381**	**2.672.050.698**

https://www.bps.go.id

Tabel 3. Ekspor Provinsi Asal Barang Dirinci Menurut Negara Tujuan, 2020—2021

Provinsi Asal	Negara Tujuan	Berat Bersih (Kg)		Nilai FOB (US$)	
		2020	2021	2020	2021
(1)	(2)	(3)	(4)	(5)	(6)
Kepulauan Riau					
	Singapura	10.203.672.994	13.206.867.456	4.129.257.106	5.273.879.545
	Amerika Serikat	323.717.527	366.961.811	1.945.108.698	2.320.380.215
	Tiongkok	3.007.087.678	4.437.443.100	1.209.398.495	1.960.124.300
	Malaysia	930.060.105	967.947.279	405.844.568	543.314.177
	Australia	117.517.143	76.743.041	98.655.372	371.625.440
	Jepang	67.674.568	79.851.207	282.680.109	348.447.230
	Jerman	57.612.836	58.389.128	250.740.409	308.081.898
	Belanda	123.599.951	113.131.727	206.619.900	273.561.867
	India	324.638.380	106.022.544	340.434.864	263.328.845
	Prancis	18.390.055	22.732.605	229.296.928	256.201.522
	Mesir	140.158.750	209.700.986	95.140.676	230.132.501
	Thailand	344.454.003	357.052.310	180.456.427	224.977.491
	Uni Emirat Arab	145.561.073	177.620.559	174.911.104	215.105.066
	Hong Kong	26.182.910	109.202.643	138.327.764	147.127.849
	Spanyol	202.233.446	107.499.439	165.429.697	138.638.784
	Taiwan	31.010.252	76.439.027	36.840.874	122.297.048
	Polandia	3.243.450	3.447.573	44.261.122	114.430.617
	Qatar	29.149.433	27.304.596	95.586.251	101.315.668
	Korea Selatan	37.326.611	69.650.237	67.418.017	99.650.541
	Inggris	26.169.166	20.108.276	101.662.405	90.657.685
	Mauritania	168.840	47.676.958	120.680	85.008.434
	Kanada	7.005.373	6.670.670	39.711.897	65.954.646
	Meksiko	8.347.020	5.741.078	77.612.407	60.842.531
	Brasil	25.068.778	20.986.675	75.230.543	54.109.929
	Irlandia	213.184	202.587	35.181.117	53.053.972
	Swiss	2.002.288	397.889	55.737.155	52.593.723
	Turki	24.939.891	36.591.044	28.851.706	52.227.845
	Rusia	7.444.743	11.345.470	40.175.803	50.813.764
	Vietnam	30.045.118	52.747.588	38.382.995	46.725.873
	Italia	19.914.787	18.336.741	54.556.061	43.415.150
	Filipina	113.166.326	10.464.399	64.838.171	42.435.599
	Hungaria	2.043.547	2.317.426	29.121.893	35.369.325
	Kuwait	35.183.761	15.831.890	52.152.046	32.000.865
	Tanzania	20.587.791	23.530.244	17.130.700	30.384.421
	Jibuti	24.180.931	21.325.969	20.227.748	25.485.913
	Kenya	43.830.403	18.362.623	39.754.862	24.920.476
	Sri Lanka	117.596	41.638.546	1.587.401	24.451.437
	Ghana	12.558.841	14.155.918	13.843.333	23.466.326
	Aljazair	8.964.570	15.706.880	6.748.875	20.208.916
	Bangladesh	57.365.585	31.097.435	7.470.737	18.727.447
	Arab Saudi	4.080.324	2.555.189	26.676.548	18.672.708

https://www.bps.go.id

Tabel 3. Ekspor Provinsi Asal Barang Dirinci Menurut Negara Tujuan, 2020—2021

Provinsi Asal	Negara Tujuan	Berat Bersih (Kg)		Nilai FOB (US$)	
		2020	2021	2020	2021
(1)	(2)	(3)	(4)	(5)	(6)
Kepulauan Riau					
	Belgia	1.392.269	2.446.316	5.198.031	18.056.685
	Angola	448.566	8.737.395	613.235	16.513.721
	Estonia	13.651.788	3.224.820	21.468.099	15.613.852
	Peru	105.532	13.363.847	808.573	15.207.040
	Myanmar	2.654.377	1.643.620	4.777.755	14.037.962
	Swedia	2.238.554	2.163.604	10.533.419	13.791.914
	Irak	631.016	914.109	485.222	10.133.375
	Rumania	1.046.769	918.087	16.295.505	9.037.786
	Benin	1.109.971	7.585.155	777.305	8.814.078
	Afrika Selatan	13.520.613	2.319.659	15.639.463	8.486.820
	Slovakia	844.217	784.681	8.529.054	8.386.210
	Republik Cheska	173.958	173.864	6.195.253	7.992.010
	Kamerun	1.895.629	5.875.705	1.860.100	7.684.231
	Nigeria	94.974	4.926.860	583.979	7.680.453
	Cile	715.551	463.707	5.015.386	6.269.747
	Israel	783.151	240.035	8.422.581	5.968.084
	Somalia	3.597.246	4.626.576	2.780.086	5.908.269
	Gambia	2.077.840	4.436.880	1.586.856	5.384.020
	Oman	2.199.220	536.582	9.026.398	5.133.898
	Kroasia	503.883	3.628.724	1.188.869	4.977.213
	Timor Leste	46.875	657.794	32.519	4.748.824
	Pakistan	59.616.992	3.746.909	42.816.793	4.737.548
	Tunisia	11.602.517	3.198.494	7.626.513	4.702.873
	Venezuela	112.840	830.874	648.348	4.684.229
	Argentina	552.522	594.841	5.130.249	4.481.483
	Panama	130.328	206.096	859.988	3.801.296
	Senegal	1.630.040	2.727.370	1.144.198	3.585.256
	Maroko	3.341.367	2.864.883	2.189.784	3.226.028
	Yunani	308.572	949.922	2.425.746	3.069.462
	Yordania	3.342.477	2.095.547	3.800.877	2.972.656
	Kolombia	831.105	901.778	1.333.067	2.917.671
	Norwegia	384.244	881.494	3.701.584	2.901.672
	Albania	247.409	2.184.290	209.371	2.689.433
	Mozambik	436	822.980	9.411	2.470.123
	Selandia Baru	518.680	577.006	1.721.121	2.467.949
	Bahrain	746.725	953.998	655.949	2.218.238
	Denmark	245.581	358.516	2.318.982	2.178.054
	Madagaskar	1.993.160	1.889.595	1.381.228	2.100.589
	Bulgaria	177.041	1.840.594	763.284	2.098.032
	Brunei Darussalam	46.139.703	407.847	10.908.771	1.883.165
	Antilla Belanda	14.821	10.846	1.091.442	1.557.433

https://www.bps.go.id

Tabel 3. Ekspor Provinsi Asal Barang Dirinci Menurut Negara Tujuan, 2020—2021

Provinsi Asal	Negara Tujuan	Berat Bersih (Kg)		Nilai FOB (US$)	
		2020	2021	2020	2021
(1)	(2)	(3)	(4)	(5)	(6)
Kepulauan Riau					
	Uruguay	118.478	243.015	641.789	1.366.359
	Kaledonia Baru		142.261		1.207.726
	Republik Demokratik Kongo	17.518	936.048	143.499	1.172.090
	Sudan		105.600		952.934
	Ukraina	84.709	262.135	350.593	878.936
	Makedonia	45.463	256.587	242.763	870.200
	Finlandia	106.521	108.190	1.869.170	826.495
	Lebanon	60.439	78.263	389.613	760.762
	Kepulauan Solomon	56.877	286.158	140.495	731.442
	Kamboja	1.718.469	509.403	13.594.190	712.852
	Kazakstan	49.593	18.669	1.155.583	701.389
	Trinidad dan Tobago	133.976	201.580	850.209	696.985
	Austria	175.061	268.191	2.113.143	695.024
	Uganda	441.720	485.852	636.459	671.496
	Lituania	5.252	10.526	815.625	653.467
	Kosta Rika	13.522	68.261	232.351	625.685
	Marshall (Kepulauan)	486.880	128.164	3.518.677	602.362
	Paraguay	19.092	42.075	210.460	587.811
	Republik Dominika	256.170	283.697	331.207	571.042
	Slovenia	131.015	65.108	338.500	467.550
	Togo	542.195	370.575	1.006.549	405.986
	Pantai Gading	140.951	254.394	213.266	393.115
	Ekuador	99.757	157.130	138.275	380.905
	Maladewa	377.150	337.217	887.866	353.159
	Uzbekistan	1	210.047	12	345.698
	Zambia		54.080		298.400
	Belize	109.042	45.000	72.066	267.000
	Andorra	14.514	64.453	18.872	216.688
	El Salvador	16	2.228	498	194.128
	Fiji	266	116.402	39.609	181.330
	Guatemala	13.533	8.467	163.802	150.506
	Libia	12.915	25.603	71.089	140.987
	Siprus	16.760	13.183	188.846	137.941
	Malta	8.119	15.079	82.167	125.571
	Georgia	18.599	44.780	60.276	120.524
	Papua Nugini	208.592	18.526	890.506	106.549
	Kirgistan	90.000	60.000	139.017	106.462
	Honduras	75	1.299	1.423	101.522
	Zimbabwe		19.800		93.654
	Azerbaijan	323.167	6.972	877.201	92.971
	Montenegro	302.400	48.240	404.006	69.600

https://www.bps.go.id

Tabel 3. Ekspor Provinsi Asal Barang Dirinci Menurut Negara Tujuan, 2020—2021

Provinsi Asal	Negara Tujuan	Berat Bersih (Kg)		Nilai FOB (US$)	
		2020	2021	2020	2021
(1)	(2)	(3)	(4)	(5)	(6)
Kepulauan Riau					
	Gabon		22.495		60.415
	Korea Utara		128.140		55.652
	Rwanda	361.800	5.847	288.435	53.810
	Latvia	15.420	425	74.599	47.919
	Puerto Riko	173	199	45.249	43.780
	Lesotho		39		26.980
	Iran	175	67	36.337	17.566
	Etiopia		5.501		17.078
	Suriname		5.040		13.608
	Bhutan	8.202	7.316	30.953	8.505
	Luksemburg	2	36	105	8.487
	Armenia		296		7.933
	Kepulauan Virgin (British)		141		7.911
	Makau	5.819	1.029	21.354	4.378
	Portugal	23.325	99	54.612	3.766
	Kiribati		16.284		2.542
	Bosnia-Herzegovina	49	19	7.278	2.002
	Laos	14	24	1.197	1.440
	Moldova		120		250
	Barbados	1	0	7	81
	Mauritius		72		38
	Liechtenstein		1		25
	Burkina Faso	21.120		216.311	
	Namibia	67.460		247.807	
	Guinea	1		339	
	Jamaika	24		826	
	Mongolia	103		4.693	
	Bolivia	5.029		83.754	
	Kepulauan Virgin (US)	3		779	
	Nikaragua	1		6	
	Kongo	215.552		188.835	
	Serbia	934		198.751	
	Swaziland	0		73	
	Nepal	0		12	
	Suriah	59.444		375.743	
Total Kepulauan Riau		**16.795.342.045**	**21.096.077.107**	**11.170.445.583**	**14.545.136.434**

https://www.bps.go.id

Tabel 3. Ekspor Provinsi Asal Barang Dirinci Menurut Negara Tujuan, 2020—2021

Provinsi Asal	Negara Tujuan	Berat Bersih (Kg)		Nilai FOB (US$)	
		2020	2021	2020	2021
(1)	(2)	(3)	(4)	(5)	(6)
DKI Jakarta					
	Tiongkok	590.630.006	921.493.300	951.862.462	1.455.876.899
	Singapura	99.216.724	89.667.251	1.401.982.025	1.245.120.994
	Filipina	237.992.337	240.448.334	1.062.008.174	1.136.793.251
	Amerika Serikat	135.802.932	147.536.685	795.936.110	925.110.616
	Malaysia	205.597.982	324.029.757	675.388.396	771.045.002
	Vietnam	223.433.619	218.683.904	621.104.261	642.522.252
	Thailand	235.845.087	171.814.099	544.880.338	630.904.408
	Jepang	87.835.120	92.216.064	392.397.082	497.310.913
	Hong Kong	36.890.360	19.666.069	438.577.640	322.374.928
	Australia	40.458.482	75.215.528	442.849.739	251.386.310
	Uni Emirat Arab	35.201.307	42.701.497	142.087.063	218.365.009
	Taiwan	59.703.126	72.367.518	179.788.413	216.349.630
	Korea Selatan	154.069.276	145.813.824	166.044.262	210.456.807
	Swiss	189.026	485.425	110.774.110	171.942.527
	India	63.102.364	88.635.937	92.491.795	164.936.823
	Arab Saudi	78.795.100	48.746.300	115.538.749	163.747.823
	Meksiko	22.990.399	27.791.053	83.574.756	122.548.236
	Prancis	10.551.612	9.184.774	87.712.018	108.689.851
	Brasil	10.103.520	11.774.553	76.621.781	99.867.138
	Jerman	8.104.933	9.557.457	67.019.763	80.863.576
	Belanda	29.871.119	30.480.165	67.738.020	68.737.749
	Peru	5.638.688	8.856.360	36.152.214	66.936.861
	Kamboja	11.494.575	12.425.970	54.969.118	66.422.124
	Pakistan	46.961.939	21.646.585	44.525.497	65.180.975
	Papua Nugini	19.554.763	27.263.602	30.592.961	65.050.068
	Kanada	7.269.942	11.246.037	41.237.196	63.362.897
	Belgia	4.589.662	7.023.869	40.033.648	63.192.062
	Myanmar	72.681.179	36.453.033	102.722.566	62.711.701
	Nigeria	32.821.868	34.865.224	60.008.897	62.332.459
	Italia	9.188.992	8.224.146	47.661.605	57.318.344
	Cile	9.285.572	9.041.782	27.643.333	53.534.157
	Togo	5.652.222	8.612.252	23.522.079	48.378.132
	Kolombia	4.626.981	7.602.507	29.503.742	48.361.352
	Afrika Selatan	9.144.174	7.216.174	62.716.001	47.303.557
	Tanzania	6.822.953	33.380.329	14.805.961	44.752.793
	Bangladesh	32.588.058	20.806.107	29.403.958	41.070.650
	Rusia	15.783.419	23.952.168	22.233.130	40.018.212
	Iran	16.169.598	18.061.485	20.318.918	37.333.455
	Argentina	5.484.146	5.503.717	24.775.019	35.225.969
	Sri Lanka	9.123.175	10.645.482	22.612.147	35.097.298
	Inggris	12.876.640	8.539.107	32.715.448	33.204.445
	Spanyol	11.743.095	10.046.146	34.238.147	29.120.422
	Brunei Darussalam	7.862.340	10.230.547	19.660.346	27.356.829

https://www.bps.go.id

Tabel 3. Ekspor Provinsi Asal Barang Dirinci Menurut Negara Tujuan, 2020—2021

Provinsi Asal	Negara Tujuan	Berat Bersih (Kg)		Nilai FOB (US$)	
		2020	2021	2020	2021
(1)	(2)	(3)	(4)	(5)	(6)
DKI Jakarta					
	Turki	13.696.129	20.115.141	25.184.463	25.069.921
	Yaman	8.557.494	10.870.067	17.272.211	24.568.454
	Kenya	4.722.318	20.302.594	13.174.941	24.174.297
	Ghana	18.915.470	25.648.545	18.012.137	23.634.251
	Jibuti	9.068.929	23.754.750	7.517.028	21.752.035
	Mesir	4.361.878	7.955.260	12.561.685	21.625.479
	Somalia	3.328.740	2.709.323	22.564.963	20.207.474
	Panama	1.397.697	2.664.651	6.234.670	19.856.301
	Kuwait	3.086.599	3.352.293	18.902.543	19.286.298
	Selandia Baru	6.509.179	7.504.267	11.931.702	16.868.110
	Timor Leste	7.175.384	18.190.291	13.968.750	16.186.711
	Ekuador	1.525.477	2.138.313	10.248.944	15.851.774
	Angola	8.908.034	15.593.849	9.301.307	15.654.400
	Aljazair	1.533.778	6.005.488	4.502.187	15.408.331
	Bolivia	5.408.501	4.696.198	8.847.765	14.838.978
	Qatar	2.159.659	2.322.165	11.969.824	13.995.830
	Mauritius	9.754.138	8.834.807	15.858.621	13.584.699
	Mauritania	8.921.890	10.616.673	9.242.223	12.569.384
	Sudan	9.399.306	5.901.353	18.813.077	12.550.056
	Madagaskar	8.155.335	12.054.437	8.137.776	12.378.406
	Polandia	4.908.766	4.854.618	13.088.324	11.742.430
	Kosta Rika	725.376	1.642.431	3.448.285	11.652.183
	Senegal	9.446.299	10.736.994	8.072.178	11.270.062
	Guatemala	754.093	1.626.537	3.462.670	11.161.478
	Yordania	4.748.030	9.789.293	5.458.717	10.732.725
	Yunani	3.971.685	3.689.787	10.041.311	10.703.145
	Ukraina	2.649.330	5.159.687	4.111.491	9.371.506
	Guinea	1.866.959	6.932.093	3.697.564	9.171.197
	Portugal	2.114.695	2.726.296	7.458.800	9.091.239
	Irak	5.439.331	5.226.129	8.174.441	7.918.036
	Maladewa	4.164.623	4.094.718	6.133.673	7.637.078
	Etiopia	1.028.311	4.879.028	3.502.460	7.306.681
	Oman	1.562.977	1.303.680	8.557.162	7.192.407
	Maroko	851.135	2.154.730	4.063.828	7.137.331
	Kuba	620.304	8.040.058	489.338	6.650.238
	Nikaragua	945.012	864.974	4.811.642	6.438.951
	Paraguay	416.646	829.363	1.993.501	6.408.779
	Mongolia	6.538.836	2.210.275	15.433.356	5.863.952
	Pantai Gading	6.320.174	5.323.289	6.243.619	5.821.176
	Mozambik	4.024.009	4.588.809	5.025.050	5.623.801
	Israel	893.202	4.382.780	2.391.300	5.444.302
	Lebanon	915.662	3.272.261	1.329.226	5.305.738
	Malawi	3.190.419	6.593.530	4.504.614	4.932.720

https://www.bps.go.id

Tabel 3. Ekspor Provinsi Asal Barang Dirinci Menurut Negara Tujuan, 2020—2021

Provinsi Asal	Negara Tujuan	Berat Bersih (Kg)		Nilai FOB (US$)	
		2020	2021	2020	2021
(1)	(2)	(3)	(4)	(5)	(6)
DKI Jakarta					
	Bahrain	737.580	952.047	3.492.741	4.729.776
	El Salvador	474.159	544.698	1.323.662	4.568.135
	Mali	3.216.718	4.660.908	2.844.906	4.294.143
	Kamerun	1.628.806	1.758.550	3.094.474	4.154.070
	Burkina Faso	569.730	836.811	3.617.155	4.105.960
	Fiji	1.206.818	1.057.279	2.971.351	3.898.693
	Kaledonia Baru	870.023	801.636	4.854.499	3.680.781
	Swedia	232.121	631.668	1.607.540	3.636.316
	Nepal	305.925	1.723.161	722.573	3.614.615
	Libia	1.545.761	1.787.222	2.442.359	3.435.419
	Benin	462.912	880.864	573.786	3.384.706
	Jamaika	146.325	473.909	525.995	3.217.708
	Samoa	1.780.012	1.596.614	2.596.408	2.946.497
	Republik Demokratik Kongo	4.645.446	3.155.058	3.880.512	2.935.082
	Honduras	798.498	300.794	2.246.677	2.901.275
	Gabon	1.308.843	1.658.468	2.819.436	2.885.395
	Liberia	949.371	1.687.432	1.577.901	2.834.177
	Tonga	1.180.435	1.658.604	1.880.745	2.758.313
	Haiti	4.801.820	2.215.582	4.861.474	2.754.429
	Kongo	1.438.488	1.590.567	1.562.027	2.728.073
	Kepulauan Solomon	1.683.502	1.520.252	2.534.316	2.610.676
	Vanuatu	1.417.323	1.579.144	1.783.508	2.434.756
	Dominica	263.618	298.402	1.394.248	2.324.661
	Azerbaijan	348	122.668	871	2.240.382
	Puerto Riko	560.071	326.012	4.347.577	2.012.593
	Kroasia	220.164	1.474.708	237.649	1.814.702
	Martinik	147.999	371.803	636.121	1.752.393
	Afganistan	1.496.084	815.055	4.420.553	1.751.107
	Lituania	707.313	1.258.329	903.014	1.720.415
	Trinidad dan Tobago	534.990	284.993	2.114.147	1.655.273
	Denmark	205.204	135.224	2.016.564	1.596.065
	Bulgaria	982.856	1.608.224	1.556.794	1.563.593
	Gambia	1.743.814	1.409.776	2.611.944	1.555.526
	Kiribati	695.337	920.991	983.845	1.550.368
	Guyana	702.025	793.033	731.197	1.312.796
	Antilla Belanda	171.013	166.284	756.534	1.211.492
	Santa Lusia	400.680	391.412	642.000	1.201.631
	Laos	89.793	124.465	596.316	1.187.874
	Guinea Ekuatorial	1.770.287	842.711	2.012.038	1.182.223
	Polinesia Prancis	104.082	345.927	502.991	1.181.515
	Rumania	2.529.190	493.814	4.220.506	1.043.969
	Georgia	522.545	374.354	1.186.074	924.560
	Seychelles	370.143	301.704	784.545	876.411

https://www.bps.go.id

Tabel 3. Ekspor Provinsi Asal Barang Dirinci Menurut Negara Tujuan, 2020—2021

Provinsi Asal	Negara Tujuan	Berat Bersih (Kg)		Nilai FOB (US$)	
		2020	2021	2020	2021
(1)	(2)	(3)	(4)	(5)	(6)
DKI Jakarta					
	Bahama	88.666	94.362	568.287	873.832
	Republik Dominika	192.653	217.059	761.453	839.684
	Suriname	931.507	420.143	1.481.005	815.341
	Reunion	175.819	163.980	806.871	806.340
	Barbados	159.953	154.685	605.996	774.005
	Guadeloupe	131.670	192.608	527.036	770.891
	Norwegia	23.843	38.844	295.621	729.344
	Kazakstan	77.072	48.355	797.225	727.578
	Sierra Leone	401.968	103.163	793.714	640.695
	Uganda	80.766	76.588	190.685	601.705
	Mikronesia	338.457	242.778	547.940	601.282
	Latvia	201.720	78.587	348.482	581.820
	Uzbekistan	104.542	201.803	504.651	572.880
	Suriah	2.723.327	597.880	1.821.829	564.178
	Turkmenistan	489.835	261.120	693.807	548.061
	Bermuda	39.729	101.851	127.272	538.984
	Burundi	93.723	161.312	236.926	516.606
	Zimbabwe	68.715	138.344	690.352	505.150
	Slovenia	345.426	279.257	333.357	481.493
	Kepulauan Cayman	19.870	45.840	189.034	427.000
	Grenada	432.875	350.657	387.006	415.566
	Zambia	124.387	6.370	683.314	415.385
	Afrika Tengah	1.367.349	490.622	1.159.241	394.050
	Hungaria	193.025	86.450	496.993	352.189
	Venezuela	350.610	146.856	550.591	349.251
	Siprus	97.692	111.616	355.966	313.362
	American Samoa	222.092	320.813	340.261	310.597
	Rwanda	170.239	157.516	317.118	307.050
	Tanjung Verde	98.542	252.976	102.135	297.662
	Irlandia	608.171	210.091	638.549	289.914
	Tunisia	282.462	136.374	602.917	287.892
	Finlandia	26.548	74.112	158.178	286.764
	Austria	262.389	18.613	1.007.404	286.609
	Republik Cheska	372.734	130.922	863.451	283.747
	Niger	11.996	48.000	303.704	269.348
	Saint Kitts dan Nevis	7.740	26.025	71.814	244.443
	Albania	609.002	110.074	465.052	199.395
	Makau	47.835	41.378	114.157	190.088
	Aruba	34.466	21.930	318.287	186.953
	Mayotte	650.484	105.619	684.819	177.771
	Antigua dan Barbuda		16.410		174.154
	Cad	3.226	2.462	198.833	165.000
	Marshall (Kepulauan)	191.106	85.939	285.356	155.530

https://www.bps.go.id

Tabel 3. Ekspor Provinsi Asal Barang Dirinci Menurut Negara Tujuan, 2020—2021

Provinsi Asal	Negara Tujuan	Berat Bersih (Kg)		Nilai FOB (US$)	
		2020	2021	2020	2021
(1)	(2)	(3)	(4)	(5)	(6)
DKI Jakarta					
	Uruguay	170.792	89.827	244.358	123.041
	Komoro	257.199	75.847	220.738	92.112
	Cook Islands	50.476	29.957	152.166	85.405
	Malta	24.912	11.566	149.187	79.351
	Saint Vincent dan Grenadin	124.376	37.641	118.121	68.418
	Serbia	353	3.583	7.499	68.287
	Bosnia-Herzegovina	932	20.347	934	67.950
	Estonia	569	37.162	14.525	59.256
	Montenegro	17.001	36.000	13.635	39.450
	Sao Tome dan Principe	1.006.517	8.861	888.703	33.880
	Luksemburg	267	968	262.863	33.032
	Tajikistan		40.000		32.680
	Slovakia	2.439	216	69.675	31.618
	Armenia	392	740	20.648	29.340
	Belau		18.414		23.394
	Islandia	406	2.588	9.705	18.803
	Tuvalu	49.264	10.738	55.832	16.304
	Nauru	22.293	12.411	17.030	9.860
	Northern Mariana Islands		48		7.884
	Monako		57		3.223
	Botswana	0	200	80	1.603
	Belarus	1.302	25	186.756	1.000
	Swaziland	4	1.000	260	750
	Makedonia	21.000	125	18.200	125
	Guam	362	1	2.151	124
	Kirgistan	502	2	1.279	2
	Montserrat	1.290		11.984	
	Guernsey	0		93	
	Namibia	41.043		63.927	
	Bhutan	10.260		94.813	
	Guinea Bissau	35.694		34.802	
	Kepulauan Virgin (British)	0		80	
	Belize	37.343		104.299	
	Gibraltar	3		80	
	South Georgia dan The South Sa	0		91	
	Santa Helena	568		2.435	
	Korea Utara	6		426	
	Turks dan Kepulauan Caicos	3		1	
	Liechtenstein	1		83	
	Moldova	2		358	
	Guyana Prancis	1		1.543	
	Vatikan	7		551	
Total DKI Jakarta		**2.988.780.207**	**3.495.043.815**	**9.845.834.423**	**11.269.218.874**

https://www.bps.go.id

Tabel 3. Ekspor Provinsi Asal Barang Dirinci Menurut Negara Tujuan, 2020—2021

Provinsi Asal	Negara Tujuan	Berat Bersih (Kg)		Nilai FOB (US$)	
		2020	2021	2020	2021
(1)	(2)	(3)	(4)	(5)	(6)
Jawa Barat					
	Amerika Serikat	671.390.333	838.159.576	4.877.533.852	6.591.679.785
	Jepang	489.030.349	558.045.195	2.755.877.572	3.227.671.209
	Tiongkok	1.440.825.178	1.263.071.651	2.025.605.138	2.367.118.758
	Thailand	459.205.157	531.731.528	1.770.478.337	2.025.343.611
	Filipina	363.498.355	480.729.999	1.435.846.719	1.960.832.893
	Vietnam	380.702.383	484.442.187	1.275.775.247	1.559.144.763
	Korea Selatan	214.697.932	229.134.516	955.572.254	1.451.453.498
	Malaysia	995.869.754	751.973.161	1.179.966.618	1.226.564.505
	Australia	227.229.203	252.702.799	773.327.327	961.492.984
	Jerman	80.668.481	85.356.221	766.640.372	860.383.240
	Arab Saudi	157.552.872	159.848.786	662.498.063	759.588.807
	India	230.920.687	287.957.741	549.443.556	759.408.344
	Singapura	146.881.372	293.769.944	597.408.488	679.572.203
	Meksiko	54.824.066	94.982.217	340.664.512	574.281.944
	Belanda	85.606.921	96.521.845	426.571.936	567.017.447
	Uni Emirat Arab	93.124.670	100.381.967	331.700.986	516.758.240
	Hong Kong	50.523.974	48.248.664	449.160.614	516.514.713
	Belgia	46.640.086	64.985.168	425.423.293	498.950.111
	Pakistan	167.981.168	227.854.149	268.732.102	496.173.483
	Taiwan	144.217.673	144.855.800	421.707.704	492.374.341
	Brasil	50.099.412	67.689.303	279.071.234	470.679.667
	Turki	125.903.321	148.459.294	270.093.169	397.694.572
	Inggris	53.668.405	64.424.745	324.137.047	385.106.555
	Bangladesh	175.280.015	237.537.734	218.609.770	384.649.912
	Kanada	31.656.467	68.730.573	226.740.772	333.759.779
	Italia	106.021.308	89.271.919	221.535.199	257.535.506
	Polandia	33.634.607	34.462.576	190.024.491	255.954.636
	Afrika Selatan	37.454.077	49.496.830	115.504.218	200.048.687
	Rusia	36.799.166	42.624.503	126.522.450	178.583.972
	Selandia Baru	57.381.258	61.385.427	116.305.265	165.501.547
	Prancis	17.135.242	16.091.771	156.501.092	161.087.620
	Mesir	54.245.082	50.462.200	95.569.650	145.599.640
	Spanyol	29.546.868	27.689.576	126.892.951	141.306.146
	Nigeria	43.334.661	49.676.163	96.233.658	136.967.990
	Peru	15.048.687	23.740.790	52.165.107	111.522.291
	Myanmar	68.462.289	48.958.313	197.315.759	104.681.101
	Argentina	16.259.053	15.842.392	51.376.033	88.311.969
	Cile	11.057.934	15.872.633	46.052.751	83.584.266
	Kamboja	27.103.773	28.595.881	49.410.372	65.617.598
	Swedia	5.760.183	5.166.126	48.783.298	59.304.932
	Kolombia	11.484.771	15.307.464	38.516.669	57.859.190
	Qatar	8.905.450	11.443.568	35.539.148	57.048.397
	Israel	29.353.021	12.406.484	66.088.891	54.727.002
	Oman	9.988.179	11.404.179	58.020.927	54.579.653
	Republik Cheska	3.798.524	4.940.033	39.608.140	53.037.999

https://www.bps.go.id

Tabel 3. Ekspor Provinsi Asal Barang Dirinci Menurut Negara Tujuan, 2020—2021

Provinsi Asal	Negara Tujuan	Berat Bersih (Kg)		Nilai FOB (US$)	
		2020	2021	2020	2021
(1)	(2)	(3)	(4)	(5)	(6)
Jawa Barat					
	Sri Lanka	30.742.560	19.327.009	52.531.288	50.252.057
	Maroko	9.271.104	10.310.576	24.443.659	47.299.823
	Irak	33.890.314	33.999.333	59.063.043	45.582.859
	Ekuador	4.038.864	7.936.361	14.320.935	45.384.774
	Papua Nugini	26.114.671	25.970.688	37.073.926	42.952.702
	Kenya	22.979.729	30.366.834	25.312.791	39.930.821
	Yordania	21.643.419	15.343.530	22.922.676	38.720.743
	Kuwait	8.897.308	8.133.782	41.657.852	38.231.577
	Brunei Darussalam	15.727.149	13.706.457	31.583.046	36.946.744
	Honduras	1.795.507	10.410.702	6.039.488	36.894.507
	Panama	4.283.012	5.435.621	28.850.342	36.742.413
	Senegal	7.940.645	4.632.029	11.809.996	36.488.418
	Guatemala	6.021.689	8.107.357	18.331.420	36.129.263
	Hungaria	2.827.996	2.005.328	22.679.138	31.996.657
	Portugal	10.044.175	10.037.294	29.687.403	31.172.686
	Benin	15.641.867	22.900.270	12.674.360	27.446.116
	Denmark	5.136.341	4.348.142	30.294.415	24.715.970
	Ghana	13.241.167	12.287.889	14.501.667	24.450.348
	Guinea	3.344.949	4.922.321	14.490.111	23.688.767
	Yunani	3.960.151	4.738.760	20.580.903	21.413.922
	Slovenia	5.415.653	6.370.356	20.642.065	21.107.327
	Jibuti	10.536.223	13.515.226	13.297.037	19.772.452
	Norwegia	2.126.588	1.926.068	19.761.357	19.623.972
	Yaman	8.645.765	11.348.349	15.665.057	19.560.456
	Pantai Gading	5.607.813	10.673.344	10.331.783	19.523.115
	Bahrain	3.599.005	3.717.685	15.552.922	19.344.318
	Etiopia	7.269.348	6.224.063	9.633.115	16.672.906
	Aljazair	4.032.420	3.672.218	9.270.381	16.514.173
	Finlandia	2.118.754	2.331.954	14.988.576	16.356.937
	Slovakia	884.135	929.550	6.655.616	15.911.678
	Tanzania	10.580.568	12.372.487	9.968.712	15.551.993
	Mauritius	14.878.786	10.085.141	12.988.547	14.502.591
	Uruguay	2.145.111	2.037.657	12.612.541	14.027.934
	Republik Dominika	3.031.555	3.821.347	8.088.371	13.959.919
	Kosta Rika	1.798.502	3.549.184	7.159.632	13.824.830
	Sudan	4.832.179	4.014.454	15.704.277	13.414.923
	Tunisia	849.002	2.814.941	2.059.508	13.388.088
	El Salvador	2.942.838	3.437.493	9.530.654	13.306.492
	Somalia	4.771.745	6.471.038	10.706.572	13.293.699
	Kroasia	4.467.950	5.308.639	11.151.735	13.266.669
	Irlandia	18.782.193	9.606.526	17.371.500	13.198.990
	Swiss	1.452.177	836.101	11.646.072	13.160.851
	Austria	556.177	589.345	14.451.925	12.905.512
	Suriah	3.076.018	3.501.737	9.417.236	12.316.727
	Iran	5.093.214	3.885.707	10.955.482	11.790.490

https://www.bps.go.id

Tabel 3. Ekspor Provinsi Asal Barang Dirinci Menurut Negara Tujuan, 2020—2021

Provinsi Asal	Negara Tujuan	Berat Bersih (Kg)		Nilai FOB (US$)	
		2020	2021	2020	2021
(1)	(2)	(3)	(4)	(5)	(6)
Jawa Barat					
	Timor Leste	5.998.977	6.620.387	7.797.200	11.554.851
	Bulgaria	7.110.448	3.287.126	11.965.416	11.477.337
	Estonia	4.890.338	3.867.934	10.078.904	11.294.250
	Mozambik	13.125.889	16.035.211	8.441.941	10.605.779
	Puerto Riko	4.784.113	4.311.250	9.745.966	10.252.657
	Nikaragua	1.137.118	1.549.359	5.638.623	10.227.818
	Uzbekistan	959.429	920.432	4.537.474	10.100.831
	Lebanon	8.159.574	3.402.167	9.283.278	8.552.107
	Angola	2.550.622	6.025.260	2.828.516	8.440.420
	Togo	5.477.739	7.008.923	4.421.434	8.400.803
	Fiji	3.269.915	3.604.703	6.372.265	8.181.564
	Ukraina	3.338.602	2.296.712	9.038.973	8.008.424
	Jamaika	5.592.703	5.036.390	6.312.660	7.665.171
	Burkina Faso	2.299.061	1.318.606	6.778.153	7.531.812
	Maladewa	3.828.792	5.176.174	5.019.638	7.135.215
	Rumania	4.614.219	2.450.774	10.173.125	7.041.301
	Afganistan	1.127.447	759.587	4.788.997	6.538.846
	Serbia	1.988.080	1.265.689	7.633.342	6.262.103
	Mongolia	606.774	547.389	4.608.913	6.217.895
	Trinidad dan Tobago	3.403.175	3.411.509	4.318.314	6.080.918
	Kuba	4.445.026	6.514.089	2.954.085	5.146.158
	Laos	622.311	862.675	3.254.438	4.734.843
	Libia	2.700.250	2.463.994	3.743.129	4.315.677
	Kamerun	2.276.012	2.044.872	4.310.713	4.184.260
	Bolivia	948.033	702.847	6.832.011	4.093.198
	Lituania	559.843	501.283	2.874.259	4.087.752
	Mali	618.836	844.163	3.270.084	3.977.523
	Kepulauan Solomon	1.965.568	1.495.979	3.699.361	3.705.834
	Latvia	1.106.913	984.581	4.561.501	3.562.425
	Haiti	3.397.541	1.835.671	11.520.521	3.395.920
	Mauritania	184.303	3.562.381	300.522	3.355.804
	Uganda	567.940	2.032.792	1.405.828	3.240.161
	Paraguay	1.508.802	682.058	2.820.228	3.147.072
	Luksemburg	139.817	109.622	3.094.949	3.007.647
	Nepal	769.936	952.818	2.373.935	2.976.180
	Kongo	301.193	781.142	844.113	2.879.748
	Madagaskar	2.269.655	3.498.692	2.142.897	2.501.463
	Sierra Leone	1.149.268	1.294.933	2.146.724	2.384.639
	Siprus	2.779.212	1.642.231	2.465.501	2.156.937
	Swaziland	304.694	401.114	2.539.650	2.142.825
	Barbados	1.137.999	1.125.860	2.268.302	1.823.656
	Republik Demokratik Kongo	1.053.041	389.812	2.019.456	1.766.729
	Kaledonia Baru	654.733	1.010.548	1.196.710	1.726.500
	Liberia	782.314	667.538	1.185.114	1.682.224
	Gambia	1.694.507	947.674	1.238.638	1.677.094

https://www.bps.go.id

Tabel 3. Ekspor Provinsi Asal Barang Dirinci Menurut Negara Tujuan, 2020—2021

Provinsi Asal	Negara Tujuan	Berat Bersih (Kg)		Nilai FOB (US$)	
		2020	2021	2020	2021
(1)	(2)	(3)	(4)	(5)	(6)
Jawa Barat					
	Samoa	829.396	700.220	2.346.294	1.666.833
	Gabon	410.474	564.013	1.063.125	1.632.854
	Niger	123.642	90.994	606.451	1.484.366
	Kiribati	268.996	584.102	576.386	1.342.528
	Gibraltar	568.276	3.571.104	131.062	1.326.841
	Suriname	513.157	632.640	1.417.450	1.138.380
	Georgia	752.080	491.102	1.911.679	1.071.684
	Polinesia Prancis	486.412	584.691	726.473	1.054.241
	Antilla Belanda	116.308	103.512	727.069	954.754
	Kazakstan	175.044	272.901	412.340	925.499
	Guyana	337.610	378.441	568.184	920.179
	Albania	520.718	880.897	1.043.935	891.418
	Tajikistan	747.024	400.178	417.645	862.603
	Makedonia	70.168	18.099	1.008.897	856.371
	Reunion	762.887	443.688	1.110.781	848.857
	Malta	454.933	352.788	1.004.560	806.408
	Vanuatu	231.818	286.891	526.744	797.056
	Belarus	247.462	270.511	711.509	624.831
	Makau	147.755	445.803	453.939	607.593
	Mikronesia	134.272	261.421	244.279	603.057
	Belau	13.723	65.738	33.281	563.134
	Bosnia-Herzegovina	129.771	124.654	844.359	534.146
	Tonga	249.384	204.292	691.252	495.411
	Guinea Ekuatorial	9.582	377.753	24.451	494.527
	Guadeloupe	45.554	78.686	230.635	484.864
	Zambia	61.669	222.916	234.138	440.967
	Dominica	16.667	66.250	114.275	439.339
	Kepulauan Cayman	29.720	58.930	240.235	427.250
	Bahama	84.192	56.376	669.814	425.220
	Kirgistan	14.725	198.622	54.625	425.167
	Bermuda	55.521	59.728	171.229	425.016
	Zimbabwe	58.718	135.524	209.433	395.202
	Islandia	92.367	92.635	285.567	394.752
	Cook Islands	58.670	83.857	197.907	369.344
	Azerbaijan	118.005	145.123	250.984	355.277
	Malawi	3.650.274	375.244	2.407.095	325.902
	Antigua dan Barbuda	19.124	84.921	153.335	323.120
	Nauru	108.681	98.056	291.194	309.169
	Belize	110.078	112.822	312.089	298.111
	Saint Kitts dan Nevis	12.241	36.874	85.058	295.194
	Palestina	92.035	21.399	261.718	244.899
	Moldova	516.148	24.232	445.780	244.569
	Santa Lusia	36.596	69.478	250.767	242.471
	Mayotte	417.229	502.431	224.929	239.013
	Rwanda	117.358	400.685	173.615	214.656

https://www.bps.go.id

Tabel 3. Ekspor Provinsi Asal Barang Dirinci Menurut Negara Tujuan, 2020—2021

Provinsi Asal	Negara Tujuan	Berat Bersih (Kg)		Nilai FOB (US$)	
		2020	2021	2020	2021
(1)	(2)	(3)	(4)	(5)	(6)
Jawa Barat					
	Seychelles	129.707	73.893	377.985	212.935
	Sao Tome dan Principe		7.077		200.136
	Montenegro	6.180	21.476	398.090	183.903
	American Samoa	166.564	256.631	129.219	165.109
	Tanjung Verde		23.182		158.219
	Aruba	97.700	21.551	660.360	150.233
	Namibia	35.597	76.006	94.274	143.812
	Guam	54.059	74.364	118.867	142.714
	Monako	2.991	6.393	52.482	140.830
	Saint Vincent dan Grenadin	43.711	99.544	33.313	133.443
	Venezuela	99.950	49.951	530.418	131.676
	Martinik	16.813	25.638	38.538	125.297
	Grenada	10.195	21.801	51.952	104.866
	Komoro	115.886	73.080	107.522	78.090
	Burundi	45.470	23.025	118.609	63.830
	Anguilla	1	1.992	87	47.035
	Turkmenistan	383	416	45.823	40.493
	Guinea Bissau	212	5.574	12.530	30.928
	Armenia	2.194	6.374	20.893	26.643
	Tokelau		8.029		24.654
	Guyana Prancis	1	3.785	56	10.939
	Kepulauan Virgin (British)	1.125	1.455	9.971	8.395
	Northern Mariana Islands	8.086	3.042	18.149	6.256
	Marshall (Kepulauan)	11.850	15.037	29.309	4.597
	Bhutan	123	35	14.250	3.625
	Turks dan Kepulauan Caicos	10.694	71	88.422	745
	Korea Utara	11	0	295	50
	Guernsey	19	62	28.397	31
	Lesotho	68		743	
	South Georgia dan The South Sa	1		273	
	Cad	16.367		706.325	
	Afrika Tengah	12.446		602.891	
	Botswana	125.716		124.932	
	Curacao	4.278		15.665	
	Kepulauan Virgin (US)	9		1.201	
	Grinlandia	0		75	
	Andorra	0		206	
	Jersey	0		74	
	Santa Helena	623		39.200	
	Eritrea	53.408		86.542	
Total Jawa Barat		**8.071.098.362**	**8.716.570.139**	**26.600.282.185**	**33.881.218.636**

https://www.bps.go.id

Tabel 3. Ekspor Provinsi Asal Barang Dirinci Menurut Negara Tujuan, 2020—2021

Provinsi Asal	Negara Tujuan	Berat Bersih (Kg)		Nilai FOB (US$)	
		2020	2021	2020	2021
(1)	(2)	(3)	(4)	(5)	(6)
Jawa Tengah					
	Amerika Serikat	340.042.384	494.743.867	2.671.892.171	4.213.020.720
	Jepang	187.854.486	200.648.350	883.707.022	942.801.560
	Tiongkok	874.308.852	733.559.398	681.224.009	765.820.392
	Malaysia	1.135.501.841	876.356.585	412.715.835	510.006.260
	Jerman	55.455.761	59.942.100	351.812.076	434.431.870
	Korea Selatan	180.801.346	180.733.682	286.731.976	333.703.299
	Belanda	64.017.878	71.625.228	212.470.194	261.948.982
	India	107.057.154	141.033.408	156.249.635	240.935.172
	Inggris	38.623.205	49.656.860	167.057.768	216.120.882
	Australia	459.856.453	401.824.476	161.174.220	205.863.212
	Belgia	26.888.213	30.335.192	148.405.499	172.378.101
	Singapura	241.470.708	123.436.043	134.697.986	145.420.181
	Kanada	15.108.017	23.399.919	97.016.935	132.380.479
	Taiwan	185.017.395	99.531.265	124.307.196	124.827.509
	Vietnam	61.382.054	34.376.451	108.147.730	112.270.704
	Filipina	33.516.136	48.837.163	92.348.613	93.849.758
	Prancis	11.405.483	15.518.839	62.145.501	92.420.701
	Meksiko	14.402.413	17.756.724	56.988.166	90.822.305
	Italia	14.822.378	15.064.340	72.322.464	87.278.196
	Brasil	37.460.022	38.439.799	71.399.565	84.112.450
	Spanyol	15.467.653	20.121.134	56.063.686	80.486.904
	Honduras	7.153.081	25.287.130	17.361.561	80.266.902
	Bangladesh	178.071.063	158.978.206	27.785.197	78.849.884
	Mesir	34.770.148	33.305.894	63.707.913	76.139.333
	Thailand	40.270.581	31.375.631	86.189.126	75.554.501
	Uni Emirat Arab	9.724.815	17.852.982	45.988.192	72.312.041
	Rusia	9.880.461	13.087.778	41.189.380	64.842.225
	Hong Kong	13.625.334	45.847.338	63.681.797	61.008.645
	Polandia	6.533.014	6.568.732	46.374.764	54.011.544
	Turki	26.958.707	21.899.393	46.464.203	50.502.325
	Kolombia	6.412.761	11.182.679	18.523.152	38.934.106
	Peru	7.452.462	9.016.046	19.414.916	36.656.251
	Swedia	3.078.824	3.672.084	34.738.067	36.450.127
	Benin	45.105.512	32.239.659	34.634.444	36.336.355
	Arab Saudi	21.645.311	21.105.907	30.367.320	32.773.408
	Pakistan	7.626.102	16.280.911	10.156.231	28.355.902
	Portugal	3.831.035	3.392.819	22.226.317	27.214.791
	Cile	2.311.486	3.190.795	14.477.146	27.165.096
	Afrika Selatan	4.909.526	6.902.287	16.725.743	26.565.357
	Mauritania	17.630.720	19.764.842	13.291.117	22.753.306
	Argentina	7.354.735	5.946.802	17.485.073	22.640.687
	Selandia Baru	3.817.635	5.937.488	14.443.043	22.206.546
	Timor Leste	11.289.404	10.101.502	20.960.642	21.596.798

https://www.bps.go.id

Tabel 3. Ekspor Provinsi Asal Barang Dirinci Menurut Negara Tujuan, 2020—2021

Provinsi Asal	Negara Tujuan	Berat Bersih (Kg)		Nilai FOB (US$)	
		2020	2021	2020	2021
(1)	(2)	(3)	(4)	(5)	(6)
Jawa Tengah					
	Tanzania	17.900.592	16.317.727	14.483.470	19.333.674
	Israel	3.675.584	5.143.620	12.553.067	19.106.647
	Somalia	6.573.223	8.245.255	15.358.682	18.949.227
	Yunani	3.863.444	3.852.240	17.898.665	17.293.503
	Denmark	3.128.887	3.817.551	11.710.617	14.871.640
	Togo	20.902.147	12.521.203	15.316.318	14.795.792
	Jibuti	4.292.659	8.853.136	5.092.853	13.073.754
	Panama	970.058	1.027.089	5.811.849	12.494.449
	Republik Cheska	709.022	926.379	8.740.352	12.325.118
	Yordania	12.827.063	11.628.964	10.264.627	11.504.608
	Maroko	3.179.926	2.890.595	7.492.202	10.651.020
	Senegal	6.970.191	8.705.875	5.545.794	10.191.030
	Sri Lanka	10.291.522	4.403.175	20.081.542	9.839.262
	Nigeria	7.614.073	6.383.926	6.843.726	9.583.592
	Ghana	7.333.076	7.710.934	6.619.390	9.499.264
	Irak	10.138.127	10.047.375	9.221.549	8.622.893
	Swiss	351.828	395.887	7.458.859	7.877.346
	Kenya	9.592.870	4.008.011	9.570.212	7.662.875
	Angola	8.957.866	6.341.892	6.758.922	7.203.223
	Gambia	7.554.490	6.027.354	5.791.475	6.700.678
	Republik Dominika	1.022.565	1.830.126	2.928.775	6.401.259
	Lebanon	7.996.281	7.293.250	6.088.813	6.125.063
	Irlandia	1.458.577	1.702.643	5.473.616	6.115.417
	Kuwait	4.763.967	5.405.895	5.012.021	6.022.364
	Republik Demokratik Kongo	6.766.365	4.471.605	4.928.215	5.290.020
	Myanmar	4.038.649	2.627.403	8.087.522	5.288.267
	Mauritius	2.819.008	2.111.537	4.984.083	5.188.910
	Maladewa	1.163.028	1.561.620	3.284.182	5.124.588
	Norwegia	452.291	557.790	4.365.114	4.822.841
	Kamboja	1.568.100	3.098.299	6.763.693	4.766.654
	Pantai Gading	1.960.151	3.988.722	1.708.202	4.753.379
	Uruguay	355.616	1.977.003	1.836.033	4.726.205
	Ukraina	1.639.666	1.062.505	6.811.691	4.220.473
	Qatar	2.018.559	2.456.338	3.249.947	4.055.306
	Etiopia	4.563.145	1.795.181	8.609.822	3.976.258
	Guatemala	1.085.061	1.272.584	2.814.826	3.842.022
	Austria	452.095	529.070	2.827.569	3.597.284
	Rumania	1.489.148	1.330.151	3.103.399	3.366.326
	Papua Nugini	1.150.025	1.567.484	2.030.516	3.279.952
	Madagaskar	4.051.801	3.037.254	3.120.053	3.022.836
	Oman	1.579.315	1.748.615	4.736.127	3.004.911
	Reunion	1.471.088	1.200.475	2.435.038	2.796.800
	Ekuador	469.787	1.334.071	894.910	2.740.892

https://www.bps.go.id

Tabel 3. Ekspor Provinsi Asal Barang Dirinci Menurut Negara Tujuan, 2020—2021

Provinsi Asal	Negara Tujuan	Berat Bersih (Kg)		Nilai FOB (US$)	
		2020	2021	2020	2021
(1)	(2)	(3)	(4)	(5)	(6)
Jawa Tengah					
	Yaman	2.051.083	1.421.393	4.180.465	2.713.814
	Iran	5.004.318	1.323.596	7.364.030	2.553.582
	Finlandia	930.735	901.935	1.980.774	2.493.536
	Trinidad dan Tobago	447.305	1.501.746	455.793	2.459.232
	Venezuela	242.661	615.960	1.412.642	2.058.553
	Aljazair	10.764.998	1.197.672	14.713.653	2.055.944
	Brunei Darussalam	1.773.431	1.569.226	1.997.012	2.041.721
	Lituania	1.270.852	873.363	2.101.515	2.035.865
	Haiti	1.380.698	1.465.262	1.401.965	2.008.031
	Tunisia	1.356.899	878.696	2.415.851	1.732.591
	Guadeloupe	361.077	707.312	901.616	1.627.158
	El Salvador	38.058	61.061	1.146.037	1.492.356
	Suriah	2.819.818	796.653	5.220.495	1.482.877
	Nepal	392.856	852.431	824.003	1.472.911
	Kroasia	266.056	211.600	1.512.243	1.466.586
	Guinea Ekuatorial	509.516	1.063.914	418.829	1.286.953
	Slovenia	524.773	363.394	1.321.942	1.279.471
	Paraguay	488.188	415.561	1.036.139	1.172.860
	Latvia	1.299.715	483.081	2.271.550	1.153.734
	Jamaika	558.670	436.616	965.165	1.145.285
	Bahrain	920.262	1.122.502	942.079	1.080.763
	Sierra Leone	393.546	828.950	450.670	966.538
	Sudan	129.671	519.627	702.709	846.520
	Kaledonia Baru	275.587	308.018	608.311	753.707
	Serbia	79.893	52.626	1.009.506	743.730
	Libia	410.006	295.145	898.946	718.885
	Bulgaria	162.878	176.627	425.444	673.444
	Polinesia Prancis	261.736	174.548	763.144	646.899
	Mozambik	445.520	575.436	416.095	643.697
	Martinik	153.881	245.564	321.374	635.199
	Hungaria	187.015	134.545	689.752	604.105
	Georgia	1.157.314	279.670	1.847.995	585.019
	Fiji	505.750	189.757	809.169	561.036
	Siprus	131.227	98.525	431.151	547.630
	Antilla Belanda	106.852	145.344	241.144	539.272
	Kosta Rika	239.376	132.162	530.840	482.521
	Suriname	283.219	162.592	490.439	476.077
	Puerto Riko	80.973	137.644	347.339	464.989
	Bahama	412	83.470	2.847	462.731
	Estonia	339.385	113.945	832.127	459.603
	Albania	120.411	189.735	319.312	358.905
	Monako	735	13.960	24.688	345.985
	Seychelles	212.061	72.026	1.186.524	327.962

https://www.bps.go.id

Tabel 3. Ekspor Provinsi Asal Barang Dirinci Menurut Negara Tujuan, 2020—2021

Provinsi Asal	Negara Tujuan	Berat Bersih (Kg)		Nilai FOB (US$)	
		2020	2021	2020	2021
(1)	(2)	(3)	(4)	(5)	(6)
Jawa Tengah					
	Niger	22.392	33.345	64.094	325.073
	Kamerun	1.303.941	286.072	887.480	304.191
	Guyana	392.231	213.376	438.602	297.874
	Kepulauan Solomon	143.331	197.274	226.451	282.642
	Aruba	65.155	84.299	206.515	266.497
	Kongo	66.825	174.707	75.488	250.067
	Belarus	4.002	17.700	4.315	237.115
	Tonga	6.969	167.000	27.123	228.221
	Guyana Prancis	77.293	87.240	100.059	226.164
	Kazakstan	49.821	248.908	151.601	206.809
	Malawi	451.000	205.000	288.025	173.225
	Gabon	34.423	131.509	82.247	163.121
	Samoa	55.983	52.119	154.788	155.269
	Luksemburg	91	109	139.193	142.708
	Malta	40.411	29.670	168.217	134.155
	Liberia	385.841	50.775	390.357	132.762
	Zambia	22.901	10.716	292.014	131.345
	Kepulauan Virgin (US)	12.798	20.694	84.473	128.462
	Kepulauan Virgin (British)	16.525	21.928	171.424	115.061
	Uzbekistan	106.968	5.702	127.765	113.856
	Montenegro	50.287	76.121	80.798	101.933
	Kepulauan Cayman	12.558	25.612	132.460	101.051
	Vanuatu	114.406	52.321	154.432	97.958
	Kuba	57.884	56.462	97.440	95.200
	Slovakia	33.474	41.833	76.094	89.064
	Makau	5.471	6.704	99.153	80.759
	Palestina		31.966		78.960
	American Samoa	5	44.482	1.333	72.692
	Marshall (Kepulauan)	362	30.722	10.000	72.010
	Laos	592	503	58.983	69.286
	Guinea	160.526	36.279	207.370	69.113
	Mongolia	3.414	23.094	38.498	67.843
	Armenia	1	19.208	199	67.207
	Mikronesia	67.513	56.986	61.491	57.311
	Kepulauan Faeroe		4.817		50.064
	Bolivia	26.890	1.615	129.344	49.094
	Uganda	182	24.989	391	44.000
	Moldova	2.604	19.610	118.878	41.629
	Azerbaijan	128.791	36.576	139.186	41.275
	Guam		3.001		40.332
	Mayotte	4.709	30.711	17.536	39.731
	Namibia	5.372	16.006	28.960	36.123
	Santa Helena		39.575		34.299

https://www.bps.go.id

Tabel 3. Ekspor Provinsi Asal Barang Dirinci Menurut Negara Tujuan, 2020—2021

Provinsi Asal	Negara Tujuan	Berat Bersih (Kg)		Nilai FOB (US$)	
		2020	2021	2020	2021
(1)	(2)	(3)	(4)	(5)	(6)
Jawa Tengah					
	Barbados	23.946	8.921	171.645	27.360
	Santa Lusia	10.279	4.500	101.190	17.712
	Belize		2.728		16.690
	Dominica	7.068	1.257	32.620	14.862
	Turks dan Kepulauan Caicos	30.741	20.789	78.170	9.327
	Kiribati	7.317	10.279	8.175	8.158
	Saint Kitts dan Nevis		7.327		6.993
	Islandia	1	8.025	308	6.006
	Mali	70	645	1.900	5.605
	Bermuda	1.460	155	32.792	4.879
	Bhutan		189		2.632
	Antigua dan Barbuda		2.366		1.500
	Korea Utara		30		567
	Swaziland	577	1	4.255	68
	Rwanda	56	5	1.015	4
	Afganistan	21.314		175.423	
	Zimbabwe	3.100		13.084	
	Montserrat	243		991	
	Botswana	5.971		59.823	
	Andorra	524		6.917	
	Anguilla	2.859		37.217	
	Cad	15.000		11.000	
	Nikaragua	0		642	
	Turkmenistan	25.219		44.259	
	Komoro	84.554		64.882	
	Makedonia	14		678	
	Cook Islands	42.393		124.111	
	Saint Vincent dan Grenadin	6.506		80.224	
	Tuvalu	1		75	
	Kirgistan	2		350	
	Bosnia-Herzegovina	31		1.515	
	Norfolk Islands	4.629		11.577	
Total Jawa Tengah		**4.814.380.723**	**4.389.062.972**	**8.088.302.871**	**10.733.435.582**

https://www.bps.go.id

Tabel 3. Ekspor Provinsi Asal Barang Dirinci Menurut Negara Tujuan, 2020—2021

Provinsi Asal	Negara Tujuan	Berat Bersih (Kg)		Nilai FOB (US$)	
		2020	2021	2020	2021
(1)	(2)	(3)	(4)	(5)	(6)
DI Yogyakarta					
	Amerika Serikat	15.415.398	21.829.097	141.721.722	231.308.107
	Jepang	2.551.285	3.030.826	35.555.661	46.938.977
	Jerman	4.032.232	4.398.632	43.435.606	40.836.579
	Australia	8.416.727	9.680.425	27.131.220	37.444.048
	Belanda	5.655.835	6.977.558	18.806.730	25.350.395
	Inggris	1.337.005	1.681.165	11.118.695	19.058.266
	Prancis	3.568.490	4.128.404	13.562.459	18.049.751
	Korea Selatan	815.662	1.480.356	14.290.836	16.310.673
	Tiongkok	4.928.707	4.495.909	9.702.097	12.548.422
	Austria	128.094	245.434	6.795.294	11.290.172
	Belgia	2.977.785	2.941.978	10.879.925	11.019.188
	Kanada	668.779	1.335.247	5.877.277	10.535.940
	Spanyol	1.592.112	1.719.427	6.355.029	8.713.991
	India	383.594	605.941	4.169.396	5.840.798
	Selandia Baru	906.310	1.213.942	2.122.401	5.534.288
	Singapura	1.478.598	1.167.853	5.469.422	4.501.837
	Swedia	110.255	156.455	3.011.691	3.353.723
	Italia	406.681	499.447	2.628.536	3.075.773
	Uni Emirat Arab	1.036.615	1.107.604	2.466.775	2.947.607
	Arab Saudi	2.456.918	2.976.615	1.871.937	2.893.315
	Thailand	148.755	170.354	2.066.663	2.628.472
	Hong Kong	207.946	178.290	2.812.847	2.487.036
	Taiwan	865.843	1.101.254	1.971.186	2.470.631
	Republik Cheska	25.032	55.429	1.353.493	2.414.233
	Polandia	127.466	149.116	2.614.562	2.410.237
	Meksiko	112.368	191.734	1.630.711	2.321.357
	Vietnam	253.293	402.467	1.893.589	1.872.532
	Rusia	308.201	311.645	1.568.028	1.648.521
	Brasil	406.436	952.721	414.588	1.578.263
	Turki	1.072.906	1.066.957	1.090.705	1.529.760
	Malaysia	432.623	240.987	1.193.961	1.516.395
	Denmark	242.652	477.111	1.012.767	1.411.624
	Afrika Selatan	316.103	331.239	886.890	1.280.437
	Israel	290.899	235.208	864.681	1.015.484
	Kuwait	126.498	661.781	167.531	970.976
	Lebanon	1.144.794	1.025.120	851.891	963.279
	Cile	32.163	100.688	234.881	609.131
	Yordania	196.848	690.620	188.074	589.177
	Bangladesh	14.361	35.855	264.873	562.244
	Reunion	104.510	189.609	311.063	522.964
	Kamboja	186.709	217.911	279.434	498.351
	Irak	425.229	438.085	306.801	496.778
	Yunani	189.688	206.248	426.925	475.943
	Norwegia	93.487	110.895	465.056	416.082
	Filipina	40.355	46.277	434.530	407.440

https://www.bps.go.id

Tabel 3. Ekspor Provinsi Asal Barang Dirinci Menurut Negara Tujuan, 2020—2021

Provinsi Asal	Negara Tujuan	Berat Bersih (Kg)		Nilai FOB (US$)	
		2020	2021	2020	2021
(1)	(2)	(3)	(4)	(5)	(6)
DI Yogyakarta					
	Argentina	305.866	229.003	462.493	372.175
	Kaledonia Baru	86.189	105.258	196.094	360.894
	Myanmar	41.572	14.710	172.945	352.855
	Swiss	63.350	13.655	507.823	349.738
	Maladewa	143.983	98.612	1.115.783	330.182
	Sudan		39.170		285.726
	Finlandia	53.667	78.126	183.579	283.821
	Mesir	164.123	225.784	154.825	282.616
	Ukraina	10	146.952	770	278.323
	Kolombia	21.735	117.740	69.935	258.944
	Panama	27.161	42.217	67.401	220.904
	Polinesia Prancis	35.057	44.970	117.780	178.291
	Rumania	26.438	35.940	218.859	176.125
	Estonia	21.579	148.872	79.807	172.134
	Tanzania	3.700	17.760	25.200	167.040
	Kenya	28.378	48.567	94.279	149.788
	Republik Dominika	16.879	36.920	117.858	142.468
	Iran	28.839	106.028	41.955	136.994
	Qatar	20.363	21.161	61.121	133.332
	Portugal	70.266	52.518	209.794	128.877
	Mauritius	52.443	36.265	488.434	122.693
	Antilla Belanda	58.029	32.630	89.354	115.141
	Papua Nugini	43.578	53.925	71.771	102.515
	Peru	114.562	14.236	220.803	100.994
	Kosta Rika	1.257	9.208	17.615	100.022
	Uruguay	17.568	84.135	55.476	99.031
	Timor Leste	17.913	27.568	77.518	98.487
	Guadeloupe	19.697	30.638	57.186	96.727
	Fiji	855	44.409	3.313	89.907
	Kroasia	1.715	10.538	70.646	80.002
	Oman	26.995	26.315	72.011	65.729
	Bahrain	3.922	109.317	23.587	63.877
	Kepulauan Cayman		10.050		63.034
	Irlandia	2.235	17.654	74.082	53.466
	Seychelles	7.454	6.296	5.683	49.714
	Lituania	22.800	21.598	50.678	47.949
	Georgia	75.321	3.096	98.617	43.283
	Libia	37.498	36.001	208.329	41.403
	Bulgaria	19.818	18.156	36.980	39.590
	Tunisia	7.820	10.041	31.072	36.904
	Brunei Darussalam	15.908	3.154	49.939	27.813
	Sri Lanka	17.493	5.882	50.261	26.957
	Suriname	188	6.375	1.557	26.522
	Maroko	37.253	6.469	74.921	26.379
	Latvia	0	16.800	76	26.185

https://www.bps.go.id

Tabel 3. Ekspor Provinsi Asal Barang Dirinci Menurut Negara Tujuan, 2020—2021

Provinsi Asal	Negara Tujuan	Berat Bersih (Kg)		Nilai FOB (US$)	
		2020	2021	2020	2021
(1)	(2)	(3)	(4)	(5)	(6)
DI Yogyakarta					
	Mauritania		2.646		25.795
	Puerto Riko	4.057	7.913	29.931	23.890
	Belarus	8	503	100	21.090
	Mayotte		10.089		19.776
	Kepulauan Virgin (British)	137	546	4.016	18.555
	Siprus	11.498	77	103.199	18.508
	Pantai Gading	8.595	18.500	28.659	17.575
	Serbia	819	421	48.643	17.298
	Yaman		19.381		14.923
	Belize		25.040		14.866
	Pakistan	29.600	3.654	44.190	14.570
	Tanjung Verde		11.500		12.692
	Namibia	3.501	3.501	10.081	12.430
	Slovenia	17.086	15.670	30.668	9.457
	Martinik	17.792	10.540	10.906	8.521
	Marshall (Kepulauan)	10.179	449	53.305	4.653
	Barbados		2.000		3.980
	Malta	2.382	235	127.557	3.631
	Montserrat		71		1.094
	Uganda		59		502
	Ekuador	5.003	7	10.976	421
	Guyana Prancis	1	10	118	51
	Makau	73	0	9.130	28
	Honduras	3	4	21	18
	Hungaria	1	1	321	14
	Ghana		5		1
	Nigeria	6.731	1	62.743	0
	Kepulauan Solomon	180		1.552	
	Jibuti	32.766		97.146	
	Nepal	1.360		1.184	
	Kamerun	8.450		5.025	
	Uzbekistan	0		21	
	Togo	20.000		18.000	
	Bermuda	0		73	
	Nikaragua	0		80	
	Laos	44		3.494	
	Armenia	2		514	
	Slovakia	1		321	
	Paraguay	3		337	
	Zambia	115		2.200	
	Islandia	0		118	
	Nauru	24.000		24.000	
	Mali	105		8.930	
	Guatemala	2		6	
	Luksemburg	0		153	
Total Di Yogyakarta		**68.198.221**	**83.657.456**	**398.844.371**	**557.319.088**

https://www.bps.go.id

Tabel 3. Ekspor Provinsi Asal Barang Dirinci Menurut Negara Tujuan, 2020—2021

Provinsi Asal	Negara Tujuan	Berat Bersih (Kg)		Nilai FOB (US$)	
		2020	2021	2020	2021
(1)	(2)	(3)	(4)	(5)	(6)
Jawa Timur					
	Amerika Serikat	620.301.687	786.905.132	2.805.973.607	3.692.577.849
	Jepang	832.798.361	930.396.660	2.645.027.003	3.010.057.318
	Tiongkok	4.102.994.836	2.942.077.308	2.674.247.906	2.927.805.441
	Malaysia	1.011.257.116	1.047.866.935	1.011.951.583	1.582.760.474
	Thailand	1.505.313.453	1.963.631.769	854.431.501	1.424.485.838
	Swiss	318.375	227.513	1.974.990.909	982.305.342
	India	1.376.133.377	1.061.323.590	731.030.204	853.620.731
	Vietnam	381.849.188	562.294.349	587.840.840	785.547.170
	Korea Selatan	687.887.252	730.674.003	547.083.756	621.208.219
	Australia	315.524.142	694.608.587	401.486.177	615.415.958
	Singapura	255.054.748	301.574.193	1.651.309.205	572.435.647
	Belanda	358.911.775	347.700.439	436.765.346	510.377.975
	Filipina	464.267.011	626.179.965	378.112.417	393.121.583
	Taiwan	206.648.388	210.734.315	272.225.708	389.282.225
	Uni Emirat Arab	78.054.403	72.055.620	187.303.579	381.191.859
	Jerman	65.371.629	77.189.035	221.012.811	261.229.236
	Inggris	86.200.756	85.566.435	219.240.320	255.213.403
	Hong Kong	23.527.886	27.235.046	545.304.636	239.445.803
	Yordania	19.182.618	25.171.541	26.002.847	215.462.919
	Italia	45.142.480	63.077.933	150.089.849	200.727.532
	Spanyol	78.901.046	142.285.548	91.154.471	180.891.146
	Bangladesh	429.321.335	1.082.871.331	122.939.778	169.409.934
	Timor Leste	144.844.454	147.577.012	138.006.717	150.753.108
	Kanada	48.971.598	53.723.388	109.832.710	137.594.599
	Nigeria	113.287.559	114.364.446	108.133.552	128.204.711
	Rusia	57.976.898	48.194.914	97.642.093	121.640.579
	Belgia	33.338.774	29.518.173	102.632.869	112.190.856
	Mesir	56.547.440	60.008.105	80.953.579	103.994.842
	Arab Saudi	104.724.580	70.165.686	129.249.262	101.589.228
	Denmark	6.819.083	8.014.984	73.365.252	96.478.025
	Selandia Baru	52.228.425	65.149.476	61.790.390	90.379.404
	Prancis	29.384.997	38.667.575	59.020.370	80.923.133
	Pakistan	64.983.106	63.360.825	65.864.695	80.883.100
	Meksiko	62.475.756	38.602.081	51.350.307	69.344.180
	Polandia	24.106.424	30.885.326	46.722.147	64.922.340
	Ghana	38.445.260	50.322.895	36.834.734	61.762.113
	Turki	37.891.656	51.917.748	49.069.898	58.546.950
	Benin	44.958.852	89.363.032	35.247.230	56.658.792
	Tanzania	40.028.328	48.731.813	31.182.457	53.448.066
	Estonia	8.113.330	11.481.645	34.005.527	49.327.832
	Angola	49.353.708	41.189.382	38.299.129	47.935.437
	Brasil	22.290.165	20.101.594	49.292.015	45.564.224
	Togo	37.956.074	30.939.971	36.270.882	43.551.870

https://www.bps.go.id

Tabel 3. Ekspor Provinsi Asal Barang Dirinci Menurut Negara Tujuan, 2020—2021

Provinsi Asal	Negara Tujuan	Berat Bersih (Kg)		Nilai FOB (US$)	
		2020	2021	2020	2021
(1)	(2)	(3)	(4)	(5)	(6)
Jawa Timur					
	Sri Lanka	32.754.881	21.465.355	47.820.248	43.497.668
	Republik Demokratik Kongo	41.419.087	34.650.990	33.982.521	40.708.955
	Myanmar	99.025.635	80.951.656	54.708.803	39.726.613
	Mauritania	19.700.170	31.477.791	15.538.877	36.285.070
	Papua Nugini	29.073.642	32.125.519	27.683.146	36.071.577
	Jibuti	27.328.459	29.142.219	22.334.674	35.056.368
	Afrika Selatan	25.550.151	27.107.657	26.374.318	32.303.637
	Kenya	30.008.645	38.828.156	23.620.791	30.042.819
	Senegal	19.513.265	21.881.450	15.558.855	26.333.825
	Kamboja	13.012.099	11.527.367	34.486.965	25.226.858
	Swedia	6.770.990	6.366.299	17.696.857	25.040.692
	Republik Dominika	9.866.471	9.547.188	28.193.524	23.953.950
	Puerto Riko	4.179.578	2.997.039	23.093.994	23.905.355
	Pantai Gading	25.677.450	69.323.974	20.904.688	22.542.913
	Iran	16.016.145	13.716.585	17.359.668	21.704.178
	Cile	33.477.896	5.740.075	18.002.670	20.851.280
	Gambia	26.235.321	17.513.600	20.019.917	19.939.402
	Irak	19.739.640	15.875.308	24.847.553	17.757.050
	Israel	18.038.929	11.307.269	18.449.853	17.227.709
	Aljazair	19.678.017	11.183.535	16.915.245	16.883.664
	Portugal	5.209.854	5.099.623	23.539.609	16.117.422
	Kuwait	8.793.732	10.495.762	11.844.183	15.218.378
	Qatar	14.745.912	23.064.901	7.810.302	14.438.236
	Ukraina	4.872.439	6.216.776	11.254.801	14.362.939
	Venezuela	8.223.962	9.429.185	9.379.973	13.632.151
	Argentina	2.564.503	5.421.504	9.018.546	11.655.286
	Paraguay	555.904	538.055	11.535.370	11.645.645
	Irlandia	7.394.383	18.364.583	9.109.954	11.442.958
	Somalia	10.244.115	8.952.897	8.348.548	10.417.906
	Kolombia	1.618.579	5.887.109	3.451.016	9.810.267
	Yunani	12.244.016	5.992.274	13.055.570	9.308.300
	Lebanon	7.116.674	7.475.232	5.980.985	8.772.897
	Nepal	8.028.838	7.319.368	7.731.732	8.718.165
	Sudan	6.125.031	3.448.802	12.623.401	8.593.636
	Peru	8.231.226	4.015.166	15.737.835	8.553.357
	Madagaskar	13.327.559	8.155.730	11.041.051	8.404.980
	Slovenia	2.379.380	2.413.970	5.155.346	7.803.395
	Guinea Ekuatorial	2.982.271	6.332.475	2.634.885	7.685.062
	Yaman	7.325.796	5.090.497	8.386.375	7.458.113
	Etiopia	9.460.637	6.766.474	10.475.711	7.287.995
	Fiji	7.609.035	3.497.368	7.105.430	7.142.726
	Norwegia	838.934	1.375.320	4.133.048	7.014.423
	Guatemala	4.707.015	5.658.944	5.606.932	6.926.154

https://www.bps.go.id

Tabel 3. Ekspor Provinsi Asal Barang Dirinci Menurut Negara Tujuan, 2020—2021

Provinsi Asal	Negara Tujuan	Berat Bersih (Kg)		Nilai FOB (US$)	
		2020	2021	2020	2021
(1)	(2)	(3)	(4)	(5)	(6)
Jawa Timur					
	Kamerun	8.914.098	5.086.502	8.612.659	6.891.460
	Nikaragua	660.348	971.688	3.689.762	6.745.080
	Brunei Darussalam	6.147.671	7.765.783	5.524.626	6.739.426
	Kazakstan	18.679.290	4.466.605	14.644.154	6.470.753
	Slovakia	151.657	245.971	4.366.413	6.439.883
	Maladewa	1.977.715	1.629.876	4.463.884	6.135.954
	Mauritius	7.865.889	8.357.926	5.598.146	5.829.931
	Ekuador	4.968.163	3.054.274	4.832.429	5.820.361
	Austria	830.141	587.840	3.150.911	5.793.909
	Oman	13.308.574	6.399.799	8.361.971	5.624.702
	Kepulauan Solomon	3.935.241	3.135.579	5.690.930	5.444.064
	Finlandia	4.762.405	1.830.650	5.351.735	4.869.794
	Mozambik	3.150.887	4.357.242	3.050.613	4.840.973
	Liberia	4.657.759	4.157.069	3.896.936	4.807.014
	Libia	6.028.289	3.481.196	6.793.029	4.749.598
	Bulgaria	8.389.473	3.740.423	7.960.316	4.558.577
	Maroko	1.974.032	1.781.968	4.967.965	4.557.158
	Rumania	4.623.694	2.931.804	4.778.161	3.649.294
	Honduras	377.079	239.784	1.968.449	3.524.762
	Komoro	2.046.249	2.513.945	2.098.998	3.497.853
	Georgia	3.254.330	2.022.429	4.245.711	3.268.371
	Reunion	1.320.534	1.418.100	2.950.814	3.186.272
	Panama	608.799	558.072	2.008.748	3.129.513
	Kongo	1.494.538	1.795.290	1.725.961	3.079.868
	Samoa	1.782.793	1.865.210	2.281.040	2.816.323
	Afganistan	5.176.180	2.441.976	5.960.998	2.774.491
	Latvia	1.919.693	946.381	3.220.718	2.728.986
	Trinidad dan Tobago	1.303.026	498.758	2.480.716	2.728.585
	Guinea	6.947.546	2.809.287	4.714.783	2.707.037
	Bahrain	4.434.384	3.136.135	4.630.745	2.668.925
	Hungaria	2.283.878	769.911	4.735.188	2.661.496
	Haiti	10.313.529	1.610.557	8.737.720	2.450.418
	Uzbekistan	1.308.162	1.514.856	1.489.901	2.424.203
	Kroasia	2.518.266	1.232.879	3.251.319	2.389.950
	Lituania	1.075.439	1.342.049	2.519.202	2.367.586
	Albania	1.285.898	1.180.906	1.945.617	2.341.197
	Tunisia	1.591.141	1.728.817	2.292.032	2.259.275
	Uruguay	2.509.224	1.039.510	3.117.695	2.100.553
	Republik Cheska	273.939	401.696	1.146.748	1.876.509
	Mongolia	1.522.614	1.289.259	2.343.455	1.856.148
	Jamaika	2.319.161	698.390	2.653.082	1.750.176
	Sierra Leone	1.451.155	1.154.810	1.737.388	1.599.649
	Polinesia Prancis	1.036.976	950.443	1.573.101	1.535.027

https://www.bps.go.id

Tabel 3. Ekspor Provinsi Asal Barang Dirinci Menurut Negara Tujuan, 2020—2021

Provinsi Asal	Negara Tujuan	Berat Bersih (Kg)		Nilai FOB (US$)	
		2020	2021	2020	2021
(1)	(2)	(3)	(4)	(5)	(6)
Jawa Timur					
	Vanuatu	1.397.159	1.086.399	749.544	1.481.035
	Azerbaijan	679.592	776.744	977.802	1.408.048
	Monako	3.363	72.224	61.701	1.288.455
	Tonga	512.225	915.512	624.129	1.284.907
	Gabon	1.011.004	692.594	1.637.824	1.240.477
	Kaledonia Baru	1.269.613	1.155.996	3.829.153	1.222.440
	Guadeloupe	291.246	216.970	1.206.408	1.095.101
	Malawi	4.418.978	1.328.050	2.590.801	1.065.533
	El Salvador	684.095	948.078	695.092	1.044.310
	Siprus	497.643	364.682	863.600	974.569
	Kirgistan	1.009.120	688.962	891.962	969.779
	Martinik	166.558	197.723	636.733	850.888
	Armenia	79.153	392.920	149.653	810.402
	Turkmenistan	840.697	604.877	844.822	799.742
	Tajikistan	56.300	437.993	61.763	736.718
	Malta	591.393	246.262	591.022	674.551
	Serbia	646.272	560.878	595.407	656.880
	Suriname	1.016.559	457.304	1.382.782	610.237
	Kuba	1.203.307	786.000	961.011	599.696
	Kosta Rika	537.556	427.162	468.567	580.361
	Bermuda	38.046	35.186	493.285	524.659
	Antilla Belanda	194.123	58.555	374.193	432.288
	Suriah	1.291.271	346.177	1.354.958	421.688
	Northern Mariana Islands	289.310	278.758	373.713	415.724
	Kiribati	130.867	333.803	140.113	414.315
	Bolivia	137.845	171.793	330.113	404.186
	Seychelles	180.164	202.833	604.978	399.244
	Mayotte	392.689	250.460	360.343	365.010
	Belarus	90.064	18.945	436.602	327.965
	Guam	478.063	389.636	172.141	316.505
	Guyana	296.845	175.449	437.034	292.415
	Namibia	207.100	175.876	304.362	282.669
	Montenegro	319.708	161.785	529.675	282.124
	Burkina Faso	565.254	156.577	601.461	270.563
	Mali	26.503	155.570	46.457	233.639
	Marshall (Kepulauan)	141.973	202.383	173.504	222.777
	Bahama	37.170	68.945	201.311	196.340
	American Samoa	219.630	226.366	453.765	184.610
	Grenada	125.744	144.825	146.459	171.555
	Makau	13.713	17.250	296.546	159.113
	Nauru	319.325	133.369	276.435	158.802
	Mikronesia	91.403	89.818	67.592	111.241
	Turks dan Kepulauan Caicos	14.145	9.526	125.359	108.854

https://www.bps.go.id

Tabel 3. Ekspor Provinsi Asal Barang Dirinci Menurut Negara Tujuan, 2020—2021

Provinsi Asal	Negara Tujuan	Berat Bersih (Kg)		Nilai FOB (US$)	
		2020	2021	2020	2021
(1)	(2)	(3)	(4)	(5)	(6)
Jawa Timur					
	Guinea Bissau	38.836	109.698	37.122	107.536
	Antigua dan Barbuda		7.288		107.496
	Barbados	57.383	19.164	443.263	93.688
	Zimbabwe	15.383	26.393	168.525	89.125
	Dominica	100.500	51.258	114.707	78.340
	Islandia	15.246	13.005	79.986	64.497
	Zambia	131.117	15.199	321.157	62.776
	Tuvalu	42.704	42.010	59.723	59.006
	Afrika Tengah		58.976		51.971
	Kepulauan Virgin (British)	3.080	5.613	80.072	50.293
	Bhutan	6.258	15.799	62.029	44.664
	Bosnia-Herzegovina	4.109	3.303	66.385	39.514
	Grinlandia	4.406	2.684	110.659	35.904
	Palestina		19.161		31.913
	Laos	11.254	16.501	36.688	28.998
	Belize		6.076		26.816
	Sao Tome dan Principe	135.022	17.572	101.322	23.575
	Makedonia	205.062	1.270	166.008	17.232
	Moldova	2.010	3.011	8.581	13.302
	Belau	33.833	42.870	17.038	9.763
	Aruba	207	176	1.243	1.164
	Cook Islands	7.549	10	82.018	859
	Luksemburg	171	18	24.902	796
	Saint Vincent dan Grenadin	16.326	12	21.934	386
	Uganda	1		76	
	Rwanda	0		153	
	Santa Lusia	52.732		113.998	
	Tanjung Verde	35.951		35.673	
	Cad	71.822		87.470	
	Kepulauan Virgin (US)	2		313	
	Eritrea	57.464		71.914	
	Vatikan	0		13	
	Swaziland	0		9	
	Curacao	689		9.095	
	Gibraltar	12		2.049	
	Niger	23.289		37.734	
Total Jawa Timur		**14.880.119.661**	**15.663.448.290**	**20.904.890.839**	**22.998.558.093**

https://www.bps.go.id

Tabel 3. Ekspor Provinsi Asal Barang Dirinci Menurut Negara Tujuan, 2020—2021

Provinsi Asal	Negara Tujuan	Berat Bersih (Kg)		Nilai FOB (US$)	
		2020	2021	2020	2021
(1)	(2)	(3)	(4)	(5)	(6)
Banten					
	Amerika Serikat	453.766.223	526.876.028	1.903.181.078	2.297.331.115
	Tiongkok	2.977.866.987	1.044.752.966	2.039.604.134	1.803.887.998
	Vietnam	709.565.135	706.183.719	581.849.121	891.274.546
	Jepang	293.680.554	369.694.585	743.102.417	875.104.462
	Thailand	760.737.469	714.590.786	437.733.356	799.890.728
	Malaysia	659.481.604	671.132.983	465.196.758	798.784.822
	Filipina	569.327.316	778.411.963	623.137.870	774.771.661
	India	429.759.049	424.136.646	341.223.134	578.463.052
	Korea Selatan	231.447.913	384.883.007	342.643.534	526.648.593
	Belgia	29.764.304	91.983.594	311.272.731	381.310.856
	Singapura	542.176.820	641.616.024	238.266.989	369.492.014
	Australia	317.230.195	200.587.938	284.856.549	328.629.581
	Jerman	28.358.966	32.755.388	254.202.724	272.967.767
	Spanyol	101.237.315	179.577.231	99.987.922	208.233.956
	Bangladesh	1.029.354.554	2.609.111.378	71.270.351	187.814.433
	Belanda	46.621.634	72.588.822	172.964.685	185.661.697
	Inggris	43.405.321	43.175.036	172.105.844	185.458.712
	Uni Emirat Arab	122.932.317	73.424.478	158.335.064	158.507.727
	Italia	55.686.171	87.147.388	96.666.361	152.546.614
	Taiwan	89.616.965	68.726.414	123.300.040	149.369.418
	Hong Kong	14.243.768	13.883.919	72.634.580	94.006.961
	Brasil	23.906.333	52.340.745	66.917.124	93.023.289
	Meksiko	26.801.088	31.820.287	66.205.197	90.225.563
	Kanada	12.565.951	17.994.000	73.624.398	87.733.801
	Turki	19.456.369	77.666.889	29.153.390	87.370.573
	Mesir	37.929.574	52.814.920	45.847.999	71.928.392
	Arab Saudi	80.206.899	59.679.969	64.181.441	71.502.562
	Rusia	11.268.263	17.171.582	44.424.759	55.940.343
	Prancis	12.404.102	15.158.232	46.625.757	54.539.183
	Pakistan	39.732.562	30.890.699	44.225.634	46.058.339
	Afrika Selatan	50.613.344	27.075.932	39.886.310	43.271.080
	Polandia	12.747.602	16.963.246	22.904.425	34.960.880
	Selandia Baru	16.443.746	13.541.570	29.107.709	34.201.221
	Nigeria	12.075.894	15.573.892	22.611.130	32.823.192
	Sri Lanka	40.614.704	264.321.927	17.047.638	30.382.980
	Myanmar	33.871.286	26.656.171	39.353.554	29.642.763
	Peru	5.916.330	50.564.919	14.178.277	29.431.870
	Rumania	11.924.212	10.291.580	22.842.292	27.910.519
	Cile	2.887.485	3.992.889	16.990.286	25.878.454
	Portugal	5.913.697	25.198.891	8.740.218	23.950.034
	Papua Nugini	44.905.399	24.229.869	22.208.754	23.190.007
	Swedia	1.858.177	11.319.010	10.119.583	20.827.035
	Qatar	14.371.440	8.449.202	20.786.185	19.766.239

https://www.bps.go.id

Tabel 3. Ekspor Provinsi Asal Barang Dirinci Menurut Negara Tujuan, 2020—2021

Provinsi Asal	Negara Tujuan	Berat Bersih (Kg)		Nilai FOB (US$)	
		2020	2021	2020	2021
(1)	(2)	(3)	(4)	(5)	(6)
Banten					
	Mauritius	301.613.529	360.554.200	17.773.689	19.663.762
	Finlandia	1.945.863	7.428.026	8.541.082	19.357.852
	Israel	3.656.216	5.102.006	14.192.354	18.511.903
	Argentina	1.756.758	1.736.504	14.683.081	16.326.613
	Kolombia	2.037.797	5.443.812	9.536.380	16.194.710
	Kamboja	5.426.143	5.541.432	17.134.831	15.541.175
	Yunani	3.643.759	5.496.960	15.049.636	14.674.830
	Yordania	2.329.565	3.693.872	5.022.819	13.276.544
	Slovenia	3.738.221	6.720.642	5.802.731	12.583.866
	Timor Leste	2.097.266	3.180.615	9.634.569	10.692.439
	Iran	9.336.428	926.755	12.459.322	10.423.747
	Panama	1.082.005	2.035.324	7.876.616	10.224.687
	Tanzania	2.404.394	2.723.751	10.677.557	10.102.611
	Irak	6.366.898	4.261.136	9.276.783	10.032.803
	Ekuador	3.226.018	4.339.173	7.459.505	9.969.547
	Ghana	3.654.750	17.390.850	4.766.461	9.656.538
	Norwegia	1.808.394	1.565.579	8.697.381	9.191.358
	Oman	10.914.012	5.027.670	9.055.082	8.272.275
	Lebanon	5.171.109	4.623.412	7.764.321	8.149.436
	Yaman	3.477.818	3.253.301	7.480.285	7.637.768
	Irlandia	3.264.365	5.872.418	4.905.047	7.386.642
	Swiss	3.632.142	1.059.800	8.414.257	6.561.042
	Estonia	3.800.141	1.641.050	8.001.243	6.433.928
	Makau	57.604	847.978	97.911	6.357.311
	Madagaskar	1.453.899	3.755.440	3.106.954	6.320.061
	Republik Dominika	1.722.299	1.440.178	4.653.957	6.227.438
	Honduras	817.918	955.082	3.635.398	5.966.272
	Maroko	2.460.707	1.039.032	6.428.433	5.749.920
	Kuwait	5.928.214	2.873.031	6.416.276	5.496.081
	Kenya	3.075.185	2.904.723	4.732.535	5.339.934
	Togo	745.281	95.461.027	2.291.262	4.684.996
	Hungaria	781.601	682.184	3.576.780	4.508.309
	Pantai Gading	335.884	52.447.325	880.271	4.437.938
	Bahrain	2.029.983	1.714.486	4.770.995	4.364.203
	Polinesia Prancis	65.660.997	82.939.595	3.600.375	4.291.887
	Aljazair	1.904.590	902.399	6.584.514	4.223.029
	Denmark	815.408	977.240	3.380.326	4.046.101
	Maladewa	6.279.683	2.345.935	3.333.074	3.919.148
	Bulgaria	9.359.549	3.362.065	8.833.619	3.893.724
	Fiji	431.482	16.465.456	1.063.754	3.715.972
	Ukraina	2.561.167	1.795.857	4.672.948	3.684.245
	Somalia	1.357.781	1.709.063	2.551.673	3.675.932
	Georgia	835.729	1.225.560	2.725.927	3.622.855

https://www.bps.go.id

Tabel 3. Ekspor Provinsi Asal Barang Dirinci Menurut Negara Tujuan, 2020—2021

Provinsi Asal	Negara Tujuan	Berat Bersih (Kg)		Nilai FOB (US$)	
		2020	2021	2020	2021
(1)	(2)	(3)	(4)	(5)	(6)
Banten					
	Senegal	819.606	1.471.257	2.258.395	3.600.366
	Brunei Darussalam	2.203.231	1.931.234	3.954.685	3.496.030
	Guatemala	1.420.774	1.563.997	3.229.799	3.489.763
	Austria	416.797	237.260	3.758.299	3.364.092
	Uzbekistan	900.384	860.612	3.297.564	3.337.273
	Angola	313.982	449.340	1.034.276	3.268.047
	El Salvador	978.159	1.280.720	1.560.652	3.220.360
	Latvia	293.760	621.003	848.699	2.780.539
	Niger	1.101.030	1.064.033	2.632.114	2.610.227
	Republik Cheska	275.798	122.803	5.936.286	2.554.913
	Jamaika	506.106	1.719.942	670.568	2.225.221
	Jibuti	4.337.089	2.336.841	3.513.128	2.110.878
	Mozambik	552.074	50.242.725	673.468	1.982.779
	Kazakstan	260.822	320.319	1.076.947	1.933.704
	Azerbaijan	341.574	387.670	1.300.510	1.907.874
	Kroasia	2.505.942	1.368.254	3.021.665	1.887.491
	Uruguay	278.411	380.133	1.523.071	1.868.782
	Benin	218.378	38.031.558	444.128	1.728.634
	Venezuela	821.725	1.398.847	1.014.228	1.699.447
	Kepulauan Solomon	1.510.692	2.000.435	1.270.299	1.698.050
	Afrika Tengah	542.004	1.336.537	427.827	1.655.329
	Samoa	1.511.656	1.282.044	1.226.480	1.642.073
	Paraguay	664.597	451.903	2.025.513	1.585.512
	Siprus	576.390	509.052	1.298.669	1.535.695
	Libia	473.358	487.852	1.428.010	1.461.944
	Laos	134.877	147.002	1.076.110	1.419.618
	Nikaragua	762.665	798.936	1.071.548	1.382.214
	Sudan	343.228	395.973	1.289.501	1.362.929
	Republik Demokratik Kongo	219.537	290.636	242.883	1.317.958
	Tunisia	582.967	303.227	1.424.540	1.247.909
	Kosta Rika	495.138	475.570	960.808	1.235.714
	Puerto Riko	370.145	449.050	1.191.068	1.121.866
	Trinidad dan Tobago	571.642	421.189	1.282.656	1.089.690
	Etiopia	899.745	950.991	768.399	1.038.848
	Kiribati	1.094.524	963.206	837.991	1.006.853
	Kamerun	513.802	479.833	792.095	998.413
	Armenia	252.427	314.914	740.849	983.092
	Tonga	1.098.972	652.787	889.851	892.402
	Haiti	1.725.195	757.060	1.853.895	888.579
	Vanuatu	992.225	906.132	787.542	781.736
	Mali	294.871	346.269	563.658	736.350
	Gambia	273.051	214.109	964.229	734.017
	Seychelles	13.840	304.455	2.906	714.510

https://www.bps.go.id

Tabel 3. Ekspor Provinsi Asal Barang Dirinci Menurut Negara Tujuan, 2020—2021

Provinsi Asal	Negara Tujuan	Berat Bersih (Kg)		Nilai FOB (US$)	
		2020	2021	2020	2021
(1)	(2)	(3)	(4)	(5)	(6)
Banten					
	Sierra Leone	108.042	362.397	316.161	670.993
	Serbia	44.513	38.754	484.945	652.465
	Suriah	273.965	195.722	611.491	614.291
	Gabon	104.490	175.380	210.940	540.023
	Mongolia	72.169	77.462	326.014	482.757
	Suriname	96.678	173.691	294.891	478.302
	Uganda	555.583	155.257	1.548.085	430.141
	Reunion	182.109	241.781	438.169	406.571
	Burkina Faso	146.899	271.405	206.291	400.219
	Guyana	21.139	125.142	100.694	393.896
	Bolivia	37.064	64.423	264.942	379.419
	Wallis And Futuna Islands		222.605		359.925
	Marshall (Kepulauan)	180.339	195.597	263.849	353.421
	American Samoa	457.134	383.064	253.144	308.109
	Zimbabwe	128.634	244.692	130.772	307.373
	Liberia	91.949	81.629	331.427	304.042
	Lituania	1.796.024	206.953	2.254.563	283.427
	Afganistan	65.839	132.293	69.626	278.982
	Kongo	48.090	85.999	88.930	232.109
	Cook Islands	54.009	87.672	25.924	227.025
	Slovakia	118.647	59.217	319.378	222.901
	Kaledonia Baru	125.603	80.593	213.760	209.638
	Guinea	193.766	207.548	292.464	202.827
	Tanjung Verde	168.924	186.654	179.640	202.007
	Nepal	180.367	77.454	332.410	183.144
	Belarus	10.651	12.632	124.192	180.113
	Kirgistan	51.576	49.950	171.588	166.500
	Namibia	24.007	522.049	16.927	151.328
	Turkmenistan	76.696	87.406	169.771	150.177
	Malta	43.964	64.533	92.391	147.215
	Montenegro	39.668	92.665	52.089	144.660
	Albania	16.054	35.733	102.587	135.101
	Guinea Ekuatorial	90.449	86.671	119.140	120.337
	Mikronesia	332.467	176.557	129.031	107.919
	Mayotte	50.901	82.521	51.461	93.372
	Barbados	143.102	76.299	165.964	92.180
	Bermuda	1.991	5.748	31.908	90.240
	Moldova	349	118	23.503	62.316
	Bosnia-Herzegovina	36.329	1.956	108.620	53.890
	Cad		19.080		41.975
	Makedonia	8.821	8.750	35.931	38.813
	Botswana	5.313	31.668	12.707	38.219
	Guinea Bissau	47.340	47.225	32.880	38.016

https://www.bps.go.id

Tabel 3. Ekspor Provinsi Asal Barang Dirinci Menurut Negara Tujuan, 2020—2021

Provinsi Asal	Negara Tujuan	Berat Bersih (Kg)		Nilai FOB (US$)	
		2020	2021	2020	2021
(1)	(2)	(3)	(4)	(5)	(6)
Banten					
	Sao Tome dan Principe	35.204	26.712	67.911	36.968
	Malawi	55.116	8.510	96.114	33.649
	Mauritania	8.888	20.201	18.585	25.180
	Guadeloupe	18.869	5.811	62.209	20.028
	Antilla Belanda	7.670	4.489	24.750	18.711
	Komoro	49.999	20.700	43.761	17.940
	Saint Vincent dan Grenadin		15.040		16.184
	Zambia		685		14.200
	Belau	800	2.853	18.952	11.209
	Guyana Prancis	2.214	3.164	8.688	9.106
	Guam	13.337	1.035	27.656	7.890
	Swaziland		478		5.645
	Monako	100	148	2.000	3.909
	Bahama	0	303	13	3.038
	Luksemburg	55.465	269	1.994.266	2.627
	Dominica	5.634	102	6.233	1.104
	Kuba	47.211	32	37.511	1.019
	Islandia	117.525	133	466.682	437
	Vatikan		2		82
	Anguilla		1		39
	Eritrea	124.291		119.035	
	Andorra	11.520		19.153	
	Martinik	5.494		18.920	
	Kepulauan Cayman	0		6	
	Aruba	3.809		9.568	
	Palestina	412.125		1.630.802	
	Rwanda	1		74	
	Jersey	0		67	
	Bhutan	229.014		798.134	
Total Banten		**10.561.572.720**	**11.451.091.979**	**10.685.695.411**	**13.508.909.530**

https://www.bps.go.id

Tabel 3. Ekspor Provinsi Asal Barang Dirinci Menurut Negara Tujuan, 2020—2021

Provinsi Asal	Negara Tujuan	Berat Bersih (Kg)		Nilai FOB (US$)	
		2020	2021	2020	2021
(1)	(2)	(3)	(4)	(5)	(6)
Bali					
	Amerika Serikat	14.847.313	16.018.029	143.947.042	184.994.850
	Australia	4.682.608	5.141.932	38.925.605	46.256.921
	Tiongkok	6.095.292	7.000.626	27.105.380	35.307.085
	Jepang	5.016.376	4.683.405	31.685.082	25.770.088
	Prancis	3.201.113	2.751.153	20.175.593	18.454.057
	Taiwan	4.947.973	4.110.891	22.935.481	18.165.366
	Jerman	1.533.333	1.497.957	13.931.269	17.782.641
	Belanda	2.000.782	1.847.620	14.043.696	17.580.136
	Inggris	1.251.437	1.277.942	14.755.410	16.440.866
	Singapura	870.972	996.279	19.735.555	13.698.716
	Kanada	657.551	631.751	6.579.767	8.886.600
	Italia	957.764	859.308	6.715.225	8.812.150
	Thailand	1.211.784	1.082.762	8.570.869	8.096.163
	Hong Kong	901.689	947.657	8.418.624	7.574.356
	Spanyol	1.691.546	897.179	8.176.547	5.016.927
	Filipina	461.059	579.781	3.251.337	4.453.693
	Belgia	1.052.084	983.291	3.399.553	4.183.689
	Maladewa	581.032	1.294.579	1.697.000	4.182.199
	Selandia Baru	543.671	683.817	3.103.595	3.749.277
	Norwegia	97.119	129.100	1.982.490	3.111.800
	Denmark	171.791	205.740	2.414.024	2.993.037
	Korea Selatan	543.417	344.935	2.337.400	2.739.085
	Uni Emirat Arab	297.579	290.267	1.799.873	2.517.810
	Vietnam	1.912.832	536.366	6.159.930	2.418.435
	Polinesia Prancis	531.625	612.567	1.750.876	2.360.687
	American Samoa	473.783	999.942	1.169.358	2.285.775
	Malaysia	904.915	693.751	2.880.068	2.151.086
	Brasil	631.296	725.169	2.039.906	1.761.260
	Kaledonia Baru	319.687	254.302	1.627.312	1.701.850
	Guadeloupe	340.877	386.017	1.606.226	1.649.431
	Yunani	548.984	261.326	2.772.349	1.565.561
	Finlandia	22.350	51.332	540.479	1.561.024
	Kosta Rika	352.072	427.927	862.231	1.516.498
	India	1.053.074	514.236	1.635.838	1.456.580
	Rusia	145.678	160.133	1.234.833	1.417.244
	Reunion	366.721	299.824	1.301.516	1.363.651
	Turki	155.367	153.238	947.283	1.293.354
	Meksiko	163.743	276.932	1.320.206	1.272.424
	Afrika Selatan	289.171	276.318	973.214	1.176.751
	Israel	125.508	128.903	915.594	1.113.252
	Cile	187.299	395.235	559.713	1.105.612
	Swedia	291.910	224.639	952.888	1.013.418
	Polandia	189.037	178.646	766.804	959.181
	Arab Saudi	107.913	130.410	398.474	933.349
	Swiss	99.347	47.996	2.391.488	891.497
	Republik Dominika	25.194	107.453	153.995	862.070
	Hungaria	38.255	51.970	508.295	784.494

https://www.bps.go.id

Tabel 3. Ekspor Provinsi Asal Barang Dirinci Menurut Negara Tujuan, 2020—2021

Provinsi Asal	Negara Tujuan	Berat Bersih (Kg)		Nilai FOB (US$)	
		2020	2021	2020	2021
(1)	(2)	(3)	(4)	(5)	(6)
Bali					
	Argentina	74.684	151.038	312.643	712.643
	Antigua dan Barbuda	71.389	109.823	501.775	686.980
	Portugal	210.889	136.594	837.024	591.691
	Republik Cheska	83.251	101.050	440.621	519.804
	Mauritius	341.141	134.271	822.751	450.061
	Martinik	74.279	101.372	228.402	404.542
	Kuwait	68.898	64.427	345.651	392.136
	Latvia	66.601	48.832	458.010	377.416
	Seychelles	70.864	108.095	344.836	335.222
	Austria	83.225	56.791	496.931	333.073
	Kepulauan Virgin (British)	275.567	43.421	872.331	332.428
	Bahrain	9.595	115.938	64.739	303.712
	Timor Leste	491.947	334.580	383.081	296.939
	Kirgistan	3.040	3.029	30.642	277.684
	Lituania	37.655	42.543	283.062	251.639
	Kolombia	111.616	97.068	254.929	247.676
	Irlandia	25.306	30.813	227.597	241.693
	Barbados	52.060	29.999	115.295	232.796
	Tanzania	26.687	49.163	218.742	227.490
	Antilla Belanda	39.262	59.847	194.953	225.571
	Lebanon	23.472	17.042	159.840	213.409
	Slovenia	65.155	27.026	337.742	212.297
	Yordania	37.022	20.204	326.396	210.626
	Panama	336.757	119.159	527.094	209.812
	Sri Lanka	49.341	68.058	74.258	205.441
	Ukraina	20.363	37.948	84.455	200.879
	Puerto Riko	46.411	41.548	146.309	178.969
	Wallis And Futuna Islands	40.995	40.592	126.464	166.462
	Peru	41.018	33.463	235.976	166.242
	Mesir	21.755	31.428	71.638	151.663
	Guam	21.651	21.519	162.425	149.910
	Maroko	181.803	131.291	278.134	145.178
	Bulgaria	30.052	42.165	102.110	139.358
	Qatar	4.184	21.320	50.975	130.866
	Fiji	91.657	81.305	391.343	130.235
	Curacao	11.189	128.049	20.217	124.611
	Kepulauan Cayman	29.147	28.406	102.808	118.732
	Uruguay	24.524	53.264	131.838	115.346
	Kiribati	661	15.306	4.255	106.803
	Pantai Gading	6.833	21.759	16.695	105.157
	Brunei Darussalam	14.628	45.319	84.765	103.712
	Senegal	34.361	61.413	23.597	103.097
	Kamboja	71.003	50.086	282.900	100.293
	Estonia	9.094	3.753	37.800	98.660
	Aruba	9.028	146.603	3.333	94.783
	Ekuador	10.951	21.460	54.791	90.992
	Suriname	32.831	57.908	30.397	89.390

https://www.bps.go.id

Tabel 3. Ekspor Provinsi Asal Barang Dirinci Menurut Negara Tujuan, 2020—2021

Provinsi Asal	Negara Tujuan	Berat Bersih (Kg)		Nilai FOB (US$)	
		2020	2021	2020	2021
(1)	(2)	(3)	(4)	(5)	(6)
Bali					
	Oman	7.283	6.896	37.064	87.392
	Bahama	20.227	64.707	162.818	79.715
	Malta	36.059	13.934	181.939	79.551
	Siprus	38.994	15.055	153.946	74.422
	Northern Mariana Islands	26.085	19.920	86.447	65.782
	Etiopia	0	632	73	62.816
	Vanuatu	64.748	25.375	111.217	62.142
	Rumania	11.613	9.575	55.258	61.158
	Georgia	57.963	18.407	45.177	60.942
	Kepulauan Virgin (US)	534	12.430	6.808	58.217
	Turks dan Kepulauan Caicos	31.769	9.624	234.161	57.562
	Iran	19.295	6.386	483.887	51.756
	Bangladesh	1.384	7.384	51.234	47.670
	Dominica	138.804	6.767	137.635	44.563
	Mayotte	23.271	9.699	89.498	44.476
	Guatemala	191	7.600	2.965	43.275
	Guyana Prancis	4.790	9.460	29.058	39.745
	Islandia	18.628	15.123	42.734	38.065
	Armenia	150	534	2.460	33.705
	Haiti		13.920		29.233
	Nigeria	9.334	1.912	38.621	28.340
	Albania	40.477	18.219	56.590	28.048
	Madagaskar	25.378	8.734	65.423	26.525
	Aljazair	14.861	15.572	29.068	23.847
	Kazakstan	121	5.929	8.906	22.125
	Kroasia	64.484	3.942	193.141	21.016
	Montenegro	23.019	5.641	56.287	19.226
	Cook Islands	25.319	4.667	189.829	18.034
	Angola	9	240	1.862	17.429
	El Salvador	3.158	1.611	28.690	15.213
	Papua Nugini	3.048	4.303	14.945	14.871
	Gambia	0	3.882	80	14.760
	Irak	497	1.628	3.931	13.680
	Makedonia	151	6	3.993	9.816
	Slovakia	7.777	1.040	27.618	9.772
	Samoa	2.803	1.312	19.038	8.731
	Gabon	2.626	2.890	4.027	8.226
	Honduras	5.000	9.000	4.953	7.817
	Bhutan		248		7.250
	Pakistan	202	672	1.406	6.086
	Monako	57	46	5.664	5.658
	Jamaika	21.023	9.610	48.086	4.681
	Tunisia	28.521	195	116.815	4.521
	Tonga		375		4.127
	Anguilla	60	54	325	3.283
	Kenya	14.647	1.243	103.624	2.923
	Namibia		6.122		2.667

https://www.bps.go.id

Tabel 3. Ekspor Provinsi Asal Barang Dirinci Menurut Negara Tujuan, 2020—2021

Provinsi Asal	Negara Tujuan	Berat Bersih (Kg)		Nilai FOB (US$)	
		2020	2021	2020	2021
(1)	(2)	(3)	(4)	(5)	(6)
Bali					
	Paraguay	338	80	19.079	2.587
	Liechtenstein	27	18	3.882	2.462
	Mauritania	110	53	250	1.500
	Mali		37		998
	Luksemburg	9.210	13	20.571	852
	Bermuda	3.512	78	60.364	765
	Gibraltar	0	4	93	752
	Andorra		13		109
	Moldova	226	0	24.130	74
	Ghana	0	150	161	71
	Saint Kitts dan Nevis	3.751		142.749	
	Uzbekistan	9		1.037	
	Makau	33		1.047	
	Belau	56.410		88.282	
	Libia	12.357		6.247	
	Uganda	87		1.598	
	Myanmar	1.534		11.384	
	Mozambik	13.402		50.026	
	Bosnia-Herzegovina	0		423	
	Vatikan	0		304	
	Laos	3		395	
	Belarus	14		3.536	
	Trinidad dan Tobago	1.982		25.800	
	Mongolia	0		88	
	Jibuti	60		1.648	
	Kuba	1		161	
	Saint Vincent dan Grenadin	2.200		2.024	
	Santa Lusia	3.000		33.696	
	Serbia	11.074		17.042	
	Venezuela	12.216		9.647	
	Swaziland	1		97	
	Belize	19.944		189.138	
	Togo	1.040		7.224	
	Nepal	202		1.205	
	Marshall (Kepulauan)	6.991		22.274	
	Tanjung Verde	743		27.500	
	Jersey	6		916	
	Grinlandia	1		52	
	Guyana	0		73	
	Grenada	80		1.460	
	Azerbaijan	15		1.535	
	Nikaragua	0		80	
	Bolivia	200		341	
	Zambia	2		238	
Total Bali		**67.330.909**	**65.719.686**	**456.172.955**	**508.167.138**

https://www.bps.go.id

Tabel 3. Ekspor Provinsi Asal Barang Dirinci Menurut Negara Tujuan, 2020—2021

Provinsi Asal	Negara Tujuan	Berat Bersih (Kg)		Nilai FOB (US$)	
		2020	2021	2020	2021
(1)	(2)	(3)	(4)	(5)	(6)
Nusa Tenggara Barat					
	Tiongkok	194.942.929	350.717.502	270.949.009	663.216.452
	Jepang	109.745.611	77.145.592	145.247.344	171.131.853
	Korea Selatan	35.437.845	59.081.365	45.756.138	114.140.973
	India	21.940.362	44.725.190	46.918.589	102.382.599
	Filipina	68.137.618	22.133.742	86.636.768	44.637.178
	Amerika Serikat	4.259.470	3.186.611	38.375.145	28.671.416
	Vietnam	6.910.773	10.013.089	2.638.706	6.245.808
	Australia	3.108	775	3.773.028	5.023.049
	Hong Kong	76.975	50.967	1.457.657	2.607.305
	Thailand	3.176.950	4.324.771	330.899	539.926
	Belarus	0	266.400	80	514.152
	Uni Emirat Arab	137.275	198.020	322.305	381.040
	Puerto Riko	32.688	32.659	392.500	324.763
	Kanada	28.725	32.548	237.912	276.096
	Arab Saudi	313	10.750	10.831	79.824
	Pakistan		99.560		46.447
	Malaysia	43.902	48.026	62.599	42.039
	Singapura	106.885	230.928	60.500	38.394
	Inggris	75	3.428	8.849	27.517
	Taiwan	537.682	159.666	78.002	26.538
	Myanmar	9.600	13.800	15.840	22.080
	Prancis	1.093	5.429	19.539	19.378
	Qatar	10	170.106	161	17.948
	Maladewa		14.551		17.675
	Kamboja	474.952	500.000	19.444	15.000
	Selandia Baru	17	4.994	1.447	7.917
	Israel	2.266	3.380	3.327	3.224
	Jerman	1.815	198	16.222	1.040
	Norwegia	16	194	2.158	1.008
	Timor Leste	212	390	522	405
	Spanyol	40	34	1.457	287
	Belanda	16.109	39	45.910	280
	Belgia	43	68	3.974	192
	Italia	6.723	14	89.408	191
	Brunei Darussalam	30	35	702	184
	Finlandia	20	39	90	93
	Swedia	3	9	333	11
	Republik Cheska	0		80	
	Bulgaria	1		87	
	Nepal	0		161	
	Makau	29		402	
	Ukraina	3		1.333	
	Mesir	0		80	

https://www.bps.go.id

Tabel 3. Ekspor Provinsi Asal Barang Dirinci Menurut Negara Tujuan, 2020—2021

Provinsi Asal	Negara Tujuan	Berat Bersih (Kg)		Nilai FOB (US$)	
		2020	2021	2020	2021
(1)	(2)	(3)	(4)	(5)	(6)
Nusa Tenggara Barat					
	Bahrain	4		314	
	Meksiko	16		81	
	Yunani	0		145	
	Brasil	0		73	
	Papua Nugini	2		154	
	Jamaika	25.080		2.280	
	Slovakia	0		80	
	Kuwait	47		850	
	Afrika Selatan	0		80	
	American Samoa	8		308	
	Irlandia	25		1.409	
	Oman	5		306	
	Zimbabwe	0		11	
	Namibia	11		335	
	Portugal	3		642	
	Turki	0		156	
	Polandia	34		440	
	Tanzania	1		80	
	Azerbaijan	2		153	
	Rusia	2		394	
	Kazakstan	8		193	
	Swaziland	6		75	
	Estonia	1		80	
	Swiss	38		1.867	
	Slovenia	2		64	
	Luksemburg	0		139	
	Bangladesh	5		233	
	Denmark	15		1.704	
	Austria	2		167	
Total Nusa Tenggara Barat		**446.057.487**	**573.174.870**	**643.492.350**	**1.140.460.284**

https://www.bps.go.id

Tabel 3. Ekspor Provinsi Asal Barang Dirinci Menurut Negara Tujuan, 2020—2021

Provinsi Asal	Negara Tujuan	Berat Bersih (Kg)		Nilai FOB (US$)	
		2020	2021	2020	2021
(1)	(2)	(3)	(4)	(5)	(6)
Nusa Tenggara Timur					
	Timor Leste	52.942.905	53.478.104	15.490.490	16.573.157
	Vietnam	10.456.857	9.234.811	14.406.703	13.181.567
	Tiongkok	784.821	2.014.677	557.956	2.974.740
	India	3.917.553	1.890.140	5.858.439	2.698.772
	Jepang	693.074	665.147	2.008.294	1.950.351
	Korea Selatan	2.230.346	4.561.542	2.220.249	1.383.472
	Singapura	235.812	448.910	515.607	680.154
	Australia	782.593	712.107	260.104	669.572
	Filipina	22.001	239.363	165.461	452.152
	Taiwan	1.846.934	2.983.483	252.619	436.822
	Amerika Serikat	839.458	826.860	350.867	315.489
	Thailand	222.321	1.420.338	36.031	270.166
	Malaysia	1.960.469	489.560	758.802	242.895
	Pakistan	782.180	284.291	271.638	122.676
	Spanyol	162.254	217.010	96.677	109.713
	Inggris	129.620	4.372	87.717	79.437
	Kanada	25.249	18.002	9.107	76.863
	Cile	49.220	49.750	74.814	64.675
	Hong Kong	2.351	9.639	75.198	50.768
	Prancis	203.614	26.012	180.956	27.909
	Jerman	79.833	76.834	185.832	19.794
	Yunani	167.380	108.000	35.580	18.625
	Ukraina		11.000		6.604
	Brunei Darussalam	26.000	26.718	5.488	4.820
	Italia	35.327	161	24.801	3.211
	Rusia	19.228	107	40.708	3.139
	Mauritius		16.750		2.747
	Kosta Rika		1.500		2.415
	Suriname		10.517		1.540
	Brasil	0	2.000	161	1.000
	Kazakstan	7	16	803	710
	Denmark	50.320	8	90.576	296
	Swiss	10	10	377	85
	Benin		0		14
	Makau	1	0	24	1
	Turki	2	1	80	1
	Belanda	2	1	252	1
	Lituania	104.000		14.560	
	Selandia Baru	0		80	

https://www.bps.go.id

Tabel 3. Ekspor Provinsi Asal Barang Dirinci Menurut Negara Tujuan, 2020—2021

Provinsi Asal	Negara Tujuan	Berat Bersih (Kg)		Nilai FOB (US$)	
		2020	2021	2020	2021
(1)	(2)	(3)	(4)	(5)	(6)
Nusa Tenggara Timur					
	Norwegia	19.200		51.456	
	Polandia	20.797		2.241	
	Swedia	19		194	
	Rumania	7		651	
	Finlandia	133.000		22.060	
	Maladewa	20.130		14.730	
	Irlandia	1		25	
	Kaledonia Baru	3.960		318	
	Estonia	9.240		1.386	
	Myanmar	0		80	
	Belgia	27.517		2.369	
Total Nusa Tenggara Timur		**79.005.613**	**79.827.740**	**44.172.561**	**42.426.353**

https://www.bps.go.id

Tabel 3. Ekspor Provinsi Asal Barang Dirinci Menurut Negara Tujuan, 2020—2021

Provinsi Asal	Negara Tujuan	Berat Bersih (Kg)		Nilai FOB (US$)	
		2020	2021	2020	2021
(1)	(2)	(3)	(4)	(5)	(6)
Kalimantan Barat					
	Tiongkok	17.604.345.097	19.189.485.993	735.163.298	927.944.457
	India	530.669.558	684.040.265	189.959.825	347.301.907
	Jepang	142.356.236	205.327.191	141.234.740	220.357.840
	Malaysia	355.846.212	446.547.293	130.723.024	185.885.479
	Pakistan	13.667.559	179.238.377	11.148.320	184.279.704
	Korea Selatan	83.956.313	140.364.763	84.893.810	162.041.500
	Hong Kong	62.083	55.898	53.570.850	59.793.024
	Vietnam	89.566.405	151.395.213	13.286.487	24.914.929
	Argentina	7.142.482	11.004.800	9.624.578	19.075.911
	Taiwan	21.684.894	25.816.465	16.677.952	18.486.287
	Islandia	0	44.800.700	14	17.398.352
	Thailand	107.960.082	63.063.582	20.476.744	16.088.548
	Singapura	464.828	587.154	325.367.690	14.565.527
	Bangladesh	11.109.521	16.735.960	8.458.699	11.936.023
	Kanada	3.619.438	6.948.599	5.038.665	11.407.945
	Amerika Serikat	3.186.663	6.116.981	4.941.536	9.203.687
	Arab Saudi	6.926.248	6.780.728	7.680.202	6.142.452
	Filipina	1.484	5.067.008	129.035	5.304.555
	Meksiko	604.801	2.580.480	753.491	4.202.309
	Jerman	1.327.649	2.156.386	1.818.330	3.802.289
	Turki	3.047.593	2.138.610	3.586.376	3.753.814
	Inggris	1.227.171	2.560.455	1.468.359	3.118.132
	Belgia	1.186.966	1.726.235	1.347.217	2.543.569
	Belanda	5.181.715	1.748.604	4.925.865	2.141.926
	Rusia	448.451	751.004	754.442	1.406.468
	Kolombia	699.324	844.275	1.011.450	1.367.737
	Latvia	1.817.637	822.076	2.612.287	1.334.416
	Uni Emirat Arab	341.740	755.353	529.166	1.303.635
	Selandia Baru	138.614	2.865.721	180.950	1.027.420
	Australia	493.697	604.491	724.782	979.543
	Slovenia	26.000	465.033	39.697	800.965
	Polandia	306.832	326.800	503.636	666.663
	Nigeria	26.000	372.125	44.050	608.309
	Mesir	124.265	254.000	238.669	586.625
	Swedia	288.433	305.115	503.399	536.566
	Prancis	238.429	306.280	389.992	454.609
	Peru	1	235.914	236	440.888
	Italia	44.955	107.223	135.957	406.934
	Spanyol	256.443	313.005	299.632	358.802
	Yordania	131.452	156.001	202.275	337.640
	Brasil	630.082	156.970	1.298.632	308.200
	Irak	156.000	183.014	301.194	293.126
	Republik Cheska	20.744	114.252	35.468	290.530
	Ukraina	44.012	160.139	69.052	238.793
	Israel	68.500	175.368	92.261	231.972
	Libia		133.200		203.905
	Sudan		139.500		189.975

https://www.bps.go.id

Tabel 3. Ekspor Provinsi Asal Barang Dirinci Menurut Negara Tujuan, 2020—2021

Provinsi Asal	Negara Tujuan	Berat Bersih (Kg)		Nilai FOB (US$)	
		2020	2021	2020	2021
(1)	(2)	(3)	(4)	(5)	(6)
Kalimantan Barat					
	Paraguay	38.675	108.500	60.787	172.475
	Estonia	211.719	117.086	285.366	150.456
	Madagaskar	499.175	238.880	220.133	146.938
	Sri Lanka	522.880	300.801	170.387	145.182
	Kamboja	42.078	437.752	41.425	143.665
	Austria	56.451	57.600	110.877	109.716
	Hungaria	3.408.906	38.857	4.702.408	98.358
	Iran	416.000	45.233	731.329	81.566
	Lebanon	8.725	44.522	7.724	78.608
	Portugal	65.000	48.810	123.255	74.896
	Bulgaria	2.000	51.125	24.000	74.667
	Kuwait	100.900	11.397	216.418	74.590
	Kroasia	74.500	26.000	130.329	58.969
	Venezuela	18.000	25.000	34.042	48.635
	Maroko	225.551	24.014	392.143	46.520
	Afganistan		18.000		46.102
	Republik Dominika		13.000		36.700
	Irlandia	12	25.257	241	33.759
	Lituania	139.699	19.290	109.793	30.406
	Bahrain	36.365	19.187	52.201	30.301
	Kenya	13.000	12.900	23.690	29.987
	Maladewa	3.044	24.455	15.214	29.566
	Tunisia		26.000		28.600
	Georgia	39.000	21.460	69.733	27.772
	Benin		19.500		23.400
	Qatar	80	2.197	4.632	12.958
	Afrika Selatan	57	8.429	1.950	8.510
	Oman	19	61	1.750	4.150
	Mauritius	13.000	57	26.910	2.537
	Rumania		7		370
	Yaman		2		200
	Kepulauan Solomon	0	7	80	71
	Brunei Darussalam	72	1	4.357	7
	Swiss	3.263	3	178.229.103	1
	Nepal	37.720		14.334	
	Myanmar	1.017		6.102	
	Palestina	49.200		64.199	
	Norwegia	2		79	
	Makau	3		75	
	Panama	13.501.640		8.773.965	
	Bosnia-Herzegovina	0		139	
	Cile	12.001		26.135	
	Denmark	1		290	
	Swaziland	1		64	
	Etiopia	1		0	
	Finlandia	302.434		428.838	
	Guam	3		86	
Total Kalimantan Barat		**19.021.284.805**	**21.208.619.992**	**1.977.346.912**	**2.277.914.526**

https://www.bps.go.id

Tabel 3. Ekspor Provinsi Asal Barang Dirinci Menurut Negara Tujuan, 2020—2021

Provinsi Asal	Negara Tujuan	Berat Bersih (Kg)		Nilai FOB (US$)	
		2020	2021	2020	2021
(1)	(2)	(3)	(4)	(5)	(6)
Kalimantan Tengah					
	Tiongkok	6.143.268.389	8.325.025.675	554.897.180	1.142.640.759
	Jepang	6.968.568.571	6.939.515.134	539.044.675	805.586.246
	India	2.785.007.555	2.045.971.129	220.983.826	298.027.870
	Malaysia	224.150.576	345.863.982	102.174.408	224.596.580
	Singapura	6.652	7.814	112.301.166	115.019.495
	Korea Selatan	508.976.184	574.275.892	57.551.515	89.838.793
	Filipina	480.587.201	801.117.306	26.517.020	76.712.518
	Taiwan	398.032.129	356.329.788	29.068.479	47.709.645
	Guinea	59.998.157	50.998.832	39.045.369	45.487.126
	Hong Kong	140.909	2.790	127.796	43.225.867
	Thailand	321.489.349	532.572.359	19.986.931	38.274.421
	Vietnam	444.654.639	366.493.412	32.956.306	33.160.462
	Bangladesh	67.101.485	24.278.646	11.701.137	25.992.079
	Amerika Serikat	4.629.687	11.903.230	6.545.749	19.055.224
	Pakistan	111.943.898	66.293.635	6.082.104	17.095.854
	Senegal		8.599.372		11.078.189
	Kamboja	93.721.656	186.280.106	4.614.459	11.030.681
	Arab Saudi	16.467.892	11.860.343	13.571.801	10.005.324
	Turki	4.878.923	4.717.569	6.372.374	8.023.010
	Spanyol	2	5.999.374	2	5.934.377
	Kanada	3.677.380	3.349.080	4.943.122	5.707.744
	Belanda	1.790.197	2.823.864	2.340.034	5.126.286
	Jerman	2.384.929	2.590.545	3.199.142	4.498.691
	Finlandia	3.528.000	1.471.680	4.810.075	2.528.407
	Brasil	893.401	1.188.080	1.214.956	2.174.898
	Afrika Selatan	987.840	1.148.472	1.289.292	1.950.599
	Rusia	760.528	1.068.483	1.118.294	1.813.784
	Belgia	2.618.768	1.108.800	3.258.391	1.753.047
	Argentina	80.640	642.480	108.461	1.196.986
	Meksiko	342.720	745.920	444.548	1.166.082
	Polandia	826.560	651.284	1.137.931	1.087.361
	Slovenia	201.600	483.840	287.784	801.965
	Prancis	81.004	491.404	95.435	728.821
	Kolombia	504.000	403.200	745.588	641.695
	Ukraina	2	258.000	2	641.350
	Uni Emirat Arab	1.311.734	554.292	1.105.881	446.928
	Aljazair	302.400	201.600	454.608	331.632
	Latvia	923.655	181.440	1.168.037	328.406
	Italia	4.850.930	125.000	2.177.138	287.500

https://www.bps.go.id

Tabel 3. Ekspor Provinsi Asal Barang Dirinci Menurut Negara Tujuan, 2020—2021

Provinsi Asal	Negara Tujuan	Berat Bersih (Kg)		Nilai FOB (US$)	
		2020	2021	2020	2021
(1)	(2)	(3)	(4)	(5)	(6)
Kalimantan Tengah					
	Inggris	540.005	158.001	717.326	277.150
	Israel		100.800		164.808
	Australia	29.539	94.950	55.449	144.686
	Barbados		3		118
	Brunei Darussalam		1		1
	Bulgaria	136.080		201.598	
	Hungaria	2		270	
	Sri Lanka	0		29	
	Selandia Baru	5		212	
	Mauritius	44.000.000		3.014.000	
	Reunion	80.500.000		5.835.070	
	Mesir	44.947		84.004	
	Papua Nugini	8.512.415		472.439	
	Swiss	1		25	
	Oman	674.990		577.508	
	Norwegia	7		106	
	Maladewa	16		1.365	
Total Kalimantan Tengah		**18.794.128.150**	**20.677.947.607**	**1.824.400.421**	**3.102.293.463**

https://www.bps.go.id

Tabel 3. Ekspor Provinsi Asal Barang Dirinci Menurut Negara Tujuan, 2020—2021

Provinsi Asal	Negara Tujuan	Berat Bersih (Kg)		Nilai FOB (US$)	
		2020	2021	2020	2021
(1)	(2)	(3)	(4)	(5)	(6)
Kalimantan Selatan					
	Tiongkok	49.331.514.227	66.912.985.468	1.680.005.438	4.227.996.288
	India	20.302.424.764	14.992.698.956	835.879.706	1.026.186.921
	Malaysia	7.929.917.838	6.640.222.211	408.420.823	675.949.206
	Jepang	6.457.776.660	5.500.060.394	477.432.194	619.445.869
	Filipina	8.605.106.879	6.540.267.567	377.421.641	512.429.131
	Korea Selatan	6.726.466.949	5.480.564.583	329.330.400	406.219.549
	Amerika Serikat	111.537.371	175.156.017	95.504.558	232.417.966
	Pakistan	1.831.369.922	1.316.772.959	245.646.736	220.452.137
	Hong Kong	1.611.438.214	1.703.355.577	79.995.522	159.661.626
	Taiwan	3.111.010.001	2.326.449.086	205.240.556	149.744.350
	Vietnam	2.898.357.959	2.067.854.534	105.998.607	148.246.492
	Thailand	3.083.778.443	1.876.615.309	122.339.208	123.137.149
	Swiss	1.546	1.325	43.451.169	76.008.580
	Arab Saudi	22.640.133	66.156.881	14.782.744	72.097.698
	Italia	146.662.511	53.180.009	62.873.881	61.174.496
	Selandia Baru	304.675.938	920.842.978	14.957.017	61.170.115
	Belanda	52.029.940	41.870.556	34.956.725	40.040.129
	Bangladesh	26.500.420	36.759.491	17.900.097	39.147.751
	Brasil	12.774.725	18.627.176	10.367.179	26.777.537
	Singapura	274.935.122	254.822.414	44.984.958	22.186.102
	Jerman	11.938.637	12.872.872	15.282.119	20.846.991
	Turki	37.207.887	10.736.800	32.622.203	18.485.539
	Mesir	19.151.477	16.143.599	13.251.267	15.315.934
	Yaman		9.999.945		12.949.929
	Jibuti		11.999.828		12.395.321
	Oman	849.993	11.499.976	575.947	12.293.474
	Inggris	2.197.562	4.994.737	3.742.983	9.312.382
	Ukraina	13.499.038	8.999.836	12.307.621	9.199.832
	Papua Nugini	1	7.212.652	74	8.567.942
	Kamboja	163.932.313	68.802.805	7.313.364	7.628.571
	Brunei Darussalam	0	229.270.166	80	7.011.169
	Kanada	7.574.242	3.730.890	10.242.325	6.346.282
	Polandia	811.440	2.509.921	1.131.617	4.305.836
	Luksemburg	1.411.200	2.217.600	1.844.684	3.682.728
	Australia	6.398.824	2.689.629	3.906.742	3.158.723
	Afrika Selatan	1.895.040	1.431.360	2.510.777	2.474.791
	Slovenia		1.330.560		2.308.126
	Yunani	126.290.500	1.452.321	6.051.690	2.011.060
	Argentina	826.560	1.128.960	1.083.359	1.974.067
	Norwegia	12.991.269	6.380.055	3.967.644	1.972.719

https://www.bps.go.id

Tabel 3. Ekspor Provinsi Asal Barang Dirinci Menurut Negara Tujuan, 2020—2021

Provinsi Asal	Negara Tujuan	Berat Bersih (Kg)		Nilai FOB (US$)	
		2020	2021	2020	2021
(1)	(2)	(3)	(4)	(5)	(6)
Kalimantan Selatan					
	Meksiko	1.288.890	1.008.000	1.680.316	1.769.645
	Kuwait	2.034.274	1.213.728	931.406	1.199.306
	Belgia	608.122	795.205	525.440	959.038
	Latvia		322.560		574.963
	Spanyol	11.816.169	214.200	8.646.524	360.586
	Kolombia	715.680	201.600	969.069	360.108
	Prancis	615.790	116.405	844.227	165.293
	Bahrain	1.057.421	254.240	290.906	95.758
	Peru		40.320		69.048
	Finlandia		40.320		68.914
	Uni Emirat Arab	1.223.540	196.240	350.430	66.301
	Qatar	143.858	39.920	62.153	5.988
	Sri Lanka		16.000		5.308
	Timor Leste	40	350	250	200
	Irlandia	0	10	221	21
	Slovakia	1		80	
	Israel	341.136		435.005	
	Bulgaria	113.400		131.116	
	Swedia	22.769		6.255	
	Yordania	304.220		104.846	
	Ghana	500		5	
	Rumania	249.480		336.095	
	Malta	1		554	
	Aljazair	201.601		306.512	
	Austria	1		277	
	Maroko	1		111	
	Kosta Rika	0		73	
	Myanmar	24.492		24.427	
	Cile	1		161	
	Mauritius	42.600.000		2.330.646	
Total Kalimantan Selatan		**113.311.256.934**	**117.345.127.104**	**5.341.300.762**	**9.068.430.985**

https://www.bps.go.id

Tabel 3. Ekspor Provinsi Asal Barang Dirinci Menurut Negara Tujuan, 2020—2021

Provinsi Asal	Negara Tujuan	Berat Bersih (Kg)		Nilai FOB (US$)	
		2020	2021	2020	2021
(1)	(2)	(3)	(4)	(5)	(6)
Kalimantan Timur					
	Tiongkok	70.856.048.297	99.638.515.076	3.655.826.760	9.879.123.110
	India	59.357.647.197	40.636.366.649	2.355.647.661	2.619.580.699
	Filipina	17.472.831.075	20.411.527.605	892.013.245	1.808.255.354
	Malaysia	15.382.909.276	14.801.336.023	1.017.176.774	1.656.030.367
	Jepang	14.894.345.802	11.381.997.424	1.406.033.215	1.597.616.694
	Korea Selatan	13.540.151.089	13.843.889.695	728.438.063	1.388.001.523
	Taiwan	12.510.222.726	12.539.427.187	749.883.331	1.120.523.754
	Vietnam	12.714.478.540	9.960.294.630	448.996.796	758.530.798
	Thailand	9.997.523.837	8.205.079.000	445.221.345	548.344.926
	Bangladesh	7.205.673.042	4.925.245.797	396.606.949	500.749.946
	Hong Kong	1.177.408.326	3.151.427.127	67.747.097	300.993.918
	Amerika Serikat	669.309.265	707.171.785	100.418.819	238.975.410
	Belanda	61.441.143	166.173.650	38.989.116	150.930.408
	Brasil	32.877.305	131.347.651	8.312.093	149.010.121
	Kenya	8.499.580	136.755.555	5.731.075	142.952.765
	Australia	123.006.468	332.919.940	37.004.699	138.348.839
	Pakistan	1.397.984.822	987.374.179	181.943.566	136.327.086
	Brunei Darussalam	949.993.500	1.191.713.474	41.922.456	116.272.347
	Spanyol	110.634.921	176.440.920	73.826.795	109.186.285
	Singapura	504.557.374	608.681.947	58.111.271	88.726.258
	Italia	78.525.618	76.251.416	53.001.361	72.409.643
	Meksiko	246.749.468	181.477.011	57.871.927	68.984.205
	Oman	6.183.892	46.598.338	5.360.478	54.564.907
	Kolombia	45.984.947	79.397.665	10.576.538	48.782.948
	Selandia Baru	650.261.243	716.697.642	31.035.371	48.553.258
	Jibuti	5.999.847	44.316.803	3.239.917	44.452.267
	Irak	81.852	37.999.019	42.801	43.605.301
	Myanmar	187.266.753	115.353.011	13.463.652	42.024.121
	Afrika Selatan	71.300.948	47.957.051	43.462.668	41.267.796
	Argentina	5	72.996.312	1.146	36.680.647
	Mozambik	5.899.767	35.799.136	4.148.038	35.923.648
	Arab Saudi	53.689.432	36.664.639	45.013.915	35.182.709
	Togo	12.449.594	32.899.235	7.429.681	31.413.018
	Belgia	4.270.328	20.670.727	7.929.940	21.800.730
	Georgia	5.494.906	21.748.921	3.327.489	21.528.373
	Mesir	8.471.032	20.528.138	4.622.103	21.430.641
	Cile	1	47.682.114	126	17.609.637
	Slovenia	324.679.807	319.379.000	14.659.148	13.860.432
	Sudan		13.099.837		13.660.820
	Tanzania	589	12.150.828	23.946	11.642.594

https://www.bps.go.id

Tabel 3. Ekspor Provinsi Asal Barang Dirinci Menurut Negara Tujuan, 2020—2021

Provinsi Asal	Negara Tujuan	Berat Bersih (Kg)		Nilai FOB (US$)	
		2020	2021	2020	2021
(1)	(2)	(3)	(4)	(5)	(6)
Kalimantan Timur					
	Turki	3	10.463.403	602	11.163.791
	Nikaragua		90.637.000		10.316.673
	Iran		9.999.746		9.524.654
	Uruguay		18.100.000		9.095.250
	Papua Nugini	17.292.000	24.469.600	9.264.141	8.752.273
	Kamboja	245.004.024	161.582.610	12.945.769	8.418.170
	Ekuador		22.000.736		8.006.070
	Uni Emirat Arab	251.601.763	66.896.642	23.264.391	7.278.809
	Kongo	1.145	7.899.958	8.012	6.957.816
	Jerman	2.765.061	2.750.222	5.305.160	6.682.030
	Yunani	24.489	7.999.730	29.248	6.479.171
	Inggris	2.393.674	1.965.381	4.239.453	6.011.828
	Madagaskar		9.500.000		5.624.000
	El Salvador		10.999.760		3.903.815
	Aljazair	3	3.399.813	249	3.576.965
	Senegal	13	3.469.705	1.593	3.451.756
	Polandia	1.383.481	1.791.720	1.843.021	3.081.996
	Kanada	18.931.852	1.682.394	6.510.273	2.887.657
	Honduras		2.499.960		2.707.457
	Guatemala		2.998.439		2.689.600
	Yaman		2.699.812		2.519.553
	Prancis	1.387.128	1.252.985	2.410.596	2.275.470
	Peru		7.400.624		1.945.586
	Bulgaria	567.000	771.120	763.699	1.323.658
	Vanuatu		343.000		1.200.000
	Gabon		6.162		1.019.816
	Rumania	703.080	521.640	944.484	891.474
	Qatar	817.726	261.123	823.575	308.978
	Denmark	13.385	20.187	159.019	215.840
	Rusia	84.016	70.446	144.326	141.297
	Laos		30.741		135.099
	Mali	186	1.147	9.429	77.867
	Norwegia	3.170	338	156.666	42.894
	Kuwait	65.003	1.294	95.774	40.125
	Guinea Ekuatorial		65		32.955
	Angola	36	16.400	4.254	28.808
	Nepal		27.609		19.222
	Swedia	3.644	15.117	75.407	16.801
	Sri Lanka	44.905.706	5.042	10.542.531	13.462
	Kazakstan		162		11.855

https://www.bps.go.id

Tabel 3. Ekspor Provinsi Asal Barang Dirinci Menurut Negara Tujuan, 2020—2021

Provinsi Asal	Negara Tujuan	Berat Bersih (Kg)		Nilai FOB (US$)	
		2020	2021	2020	2021
(1)	(2)	(3)	(4)	(5)	(6)
Kalimantan Timur					
	Libia	2.496	820	31.583	6.893
	Mongolia	193	769	9.187	5.180
	Mauritania	1.089.820	245	1.231.373	4.005
	Nigeria	0	6	80	3.996
	Pantai Gading	2.620.570	13	1.802.648	3.577
	Kaledonia Baru	8	0	271	93
	Ghana		3		74
	Austria	1	3	75	63
	Swiss	49.579	2	34.692	35
	Suriname	1.465		37.506	
	Islandia	17.491		20.795	
	Polinesia Prancis	18.462		28.287	
	Ukraina	129		15.648	
	Bahrain	18.880		57.240	
	Irlandia	43.925		40.217	
	Kosta Rika	0		80	
	Monako	135		1	
	Somalia	227.719		217.143	
	Kuba	3.860		71.369	
	Tuvalu	150.820		1.613.250	
	Martinik	25.609		37.281	
	Maroko	2		80	
	Finlandia	1		88	
	Komoro	81.000		926.429	
Total Kalimantan Timur		**241.267.153.364**	**246.387.905.851**	**13.100.778.367**	**24.312.752.764**

https://www.bps.go.id

Tabel 3. Ekspor Provinsi Asal Barang Dirinci Menurut Negara Tujuan, 2020—2021

Provinsi Asal	Negara Tujuan	Berat Bersih (Kg)		Nilai FOB (US$)	
		2020	2021	2020	2021
(1)	(2)	(3)	(4)	(5)	(6)
Kalimantan Utara					
	Tiongkok	4.981.788.120	10.197.039.392	213.853.738	832.963.154
	Malaysia	850.388.991	1.274.536.788	99.179.473	172.799.508
	India	5.118.878.834	2.914.543.442	179.504.652	151.041.883
	Jepang	180.746.535	222.228.549	129.138.662	148.240.693
	Filipina	775.372.695	931.160.817	70.422.946	143.238.070
	Korea Selatan	4.249.512.280	1.525.838.590	215.360.221	111.336.429
	Thailand	1.905.789.206	2.215.659.502	54.949.631	72.480.119
	Taiwan	167.885.014	589.424.814	13.492.411	43.642.333
	Vietnam	179.734.773	596.995.955	6.566.159	28.377.597
	Selandia Baru	130.183.624	205.000.000	6.198.812	20.629.382
	Amerika Serikat	63.604.692	6.419.343	19.281.720	20.062.100
	Hong Kong	327.187	106.296.692	2.259.299	9.490.290
	Pakistan	50.744.003	110.050.000	2.385.043	3.478.145
	Inggris	135.683	379.358	1.063.470	3.263.657
	Kanada	38.297	54.790	453.867	751.118
	Belanda	327.157	208.602	800.427	723.784
	Cile	216.150	500.000	175.019	600.250
	Prancis	6.448	41.632	70.239	497.977
	Tunisia		95.500		141.515
	Italia		38.632		71.956
	Polandia	42.370	67.913	36.794	61.290
	Spanyol		95.690		46.817
	Singapura	41.041	34.004	127.695	46.075
	Belgia	134.152	21.600	352.579	43.200
	Hungaria		8		107
	Brunei Darussalam	6	5	152	35
	Australia	17	5	309	35
	Norwegia		2		29
	Yordania	10.300		17.875	
	Arab Saudi	24.000		31.450	
	Sri Lanka	32.100.000		1.845.750	
	Jerman	469.535		412.476	
	Meksiko	51.439		32.418	
	Bahrain	21.600		30.440	
	Lesotho	3.200		230.043	
	Afrika Selatan	25.038		21.827	
Total Kalimantan Utara		**18.688.602.389**	**20.896.731.627**	**1.018.295.595**	**1.764.027.546**

https://www.bps.go.id

Tabel 3. Ekspor Provinsi Asal Barang Dirinci Menurut Negara Tujuan, 2020—2021

Provinsi Asal	Negara Tujuan	Berat Bersih (Kg)		Nilai FOB (US$)	
		2020	2021	2020	2021
(1)	(2)	(3)	(4)	(5)	(6)
Sulawesi Utara					
	Amerika Serikat	110.799.051	118.378.982	137.778.724	215.130.544
	Tiongkok	292.209.641	231.919.298	112.015.535	173.152.571
	Belanda	91.734.336	82.218.623	87.032.418	137.322.460
	Jepang	78.399.588	80.534.373	89.099.137	113.239.960
	Singapura	468.605	505.245	73.474.319	100.230.337
	Korea Selatan	89.524.942	120.242.848	56.355.903	89.813.063
	Malaysia	78.313.295	92.657.813	41.723.308	89.674.493
	India	122.709.390	109.501.226	27.857.255	29.830.459
	Australia	64.796.536	126.567.721	15.338.840	22.205.164
	Thailand	9.259.732	9.215.736	17.227.107	17.721.842
	Sri Lanka	4.786.632	10.602.002	4.178.210	17.439.720
	Vietnam	4.953.324	41.571.219	10.195.884	17.378.982
	Arab Saudi	6.639.199	4.363.655	24.308.216	17.365.223
	Filipina	267.807.653	297.302.000	15.413.425	13.947.618
	Jerman	5.056.680	4.182.983	12.120.710	10.313.776
	Spanyol	379.478	3.733.948	1.875.886	6.451.576
	Turki	892.177	1.130.600	1.635.036	5.608.395
	Italia	1.130.306	764.906	4.661.470	5.064.818
	Rusia	2.054.001	2.068.950	3.583.220	4.505.345
	Denmark	2.563.748	6.352.870	1.583.983	3.415.187
	Selandia Baru	1.923.565	2.111.503	2.839.106	3.410.755
	Inggris	1.120.520	1.007.777	2.704.155	3.384.208
	Hong Kong	209.927	328.139	1.637.795	3.079.135
	Yaman	436.364	718.256	1.817.840	2.831.391
	Belgia	1.936.595	1.696.091	3.608.639	2.399.153
	Taiwan	131.842.675	24.064.411	4.450.136	1.726.955
	Prancis	306.070	316.020	1.496.446	1.637.071
	Mesir	965.144	789.030	2.665.841	1.547.818
	Timor Leste	46.656	16.021.188	232.200	1.232.383
	Irak	130.000	312.000	256.727	742.627
	Brasil	7.968.763	200.705	7.410.939	713.683
	Argentina	199.228	140.250	508.961	591.105
	Estonia	724.000	173.000	1.613.600	504.100
	Kanada	158.476	35.329	1.057.293	357.366
	Polandia	219.805	155.775	411.296	356.158
	Meksiko	18.100	58.000	69.980	295.724
	Afrika Selatan	50.000	120.000	93.000	270.000
	Papua Nugini	1.000.000	92.070	213.000	250.800
	Georgia	156.000	104.000	282.046	237.770
	Reunion		74.000		208.820
	Jamaika		30.000		201.900
	Pakistan	10.800	27.010	54.450	195.085
	Iran	25.975	78.050	46.603	189.566

https://www.bps.go.id

Tabel 3. Ekspor Provinsi Asal Barang Dirinci Menurut Negara Tujuan, 2020—2021

Provinsi Asal	Negara Tujuan	Berat Bersih (Kg)		Nilai FOB (US$)	
		2020	2021	2020	2021
(1)	(2)	(3)	(4)	(5)	(6)
Sulawesi Utara					
	Uni Emirat Arab	304.756	55.392	603.035	174.502
	Uruguay	37.002	33.935	102.178	174.455
	Ukraina	147.088	86.360	188.268	147.305
	Yunani	65.000	27.030	156.960	143.775
	Yordania	92.000	52.000	200.465	118.055
	Israel	92.000	39.000	147.874	89.505
	Kazakstan		25.000		62.500
	Kuwait	45.096	15.096	212.854	60.872
	Bangladesh	94.850.000	37.014	2.623.680	33.557
	Panama	26.218	57.647	14.518	30.859
	Ekuador	12.500	12.500	25.625	28.763
	Qatar		5.000		26.000
	Cile	50.350	25.350	93.613	13.588
	Kaledonia Baru		50		8.550
	Siprus		11.000		3.976
	Islandia		19		42
	Swiss	0	10	153	11
	Guyana	10.000		20.750	
	Peru	31.000		67.109	
	Austria	2		209	
	Mauritania	16.000		143.950	
	Kolombia	7.000		26.563	
	Oman	24.000		103.645	
	Portugal	134.015		241.114	
	Malta	19.860		73.556	
	Brunei Darussalam	64.110.000		1.998.635	
	Makau	4		80	
	Namibia	2		2	
	Latvia	26.000		53.850	
	Ghana	48.400		106.480	
	Republik Dominika	15.000		106.500	
	Tanzania	88.000		188.320	
	Slovenia	215.500		360.363	
	Norwegia	60.421		108.419	
	Serbia	0		80	
	Swedia	76.050		35.488	
	Finlandia	13.000		24.245	
Total Sulawesi Utara		**1.544.543.239**	**1.392.950.006**	**778.957.218**	**1.117.291.420**

https://www.bps.go.id

Tabel 3. Ekspor Provinsi Asal Barang Dirinci Menurut Negara Tujuan, 2020—2021

Provinsi Asal	Negara Tujuan	Berat Bersih (Kg)		Nilai FOB (US$)	
		2020	2021	2020	2021
(1)	(2)	(3)	(4)	(5)	(6)
Sulawesi Tengah					
	Tiongkok	3.729.107.755	3.757.004.599	4.042.521.504	5.130.055.157
	Taiwan	1.606.433.888	2.233.805.847	1.350.000.387	2.932.114.179
	Korea Selatan	1.289.028.764	1.212.303.044	864.759.122	761.294.069
	Italia	66.059.766	314.091.253	121.401.268	686.321.907
	Vietnam	195.842.201	282.523.906	294.520.384	545.145.279
	Malaysia	238.708.358	306.801.275	315.116.557	490.204.301
	India	48.110.029	153.101.360	82.668.542	395.853.553
	Jepang	406.957.705	828.867.262	143.890.155	369.220.210
	Turki	60.073.158	152.469.140	94.613.542	327.278.930
	Filipina	136.734.887	368.608.361	59.824.114	233.405.406
	Thailand	30.467.421	108.354.932	26.645.447	131.395.175
	Sri Lanka	848.595	58.695.295	907.097	31.038.350
	Singapura	315.534	37.009.315	3.937.116	25.108.954
	Afrika Selatan	48.000	12.074.320	99.600	21.431.918
	Belgia	9.712.609	27.202.502	15.676.024	18.235.627
	Myanmar	22.936.469	21.816.640	10.559.065	15.732.677
	Amerika Serikat	12.308.156	2.604.393	20.096.268	8.355.417
	Australia	62.651.434	3.696.554	17.580.109	3.483.095
	Spanyol	13.000	62.200	643.500	2.400.720
	Brasil	1.407.625	935.845	2.398.685	1.856.392
	Belanda	300.366	741.847	439.441	1.595.485
	Arab Saudi	1.645.501	984.000	2.224.218	1.456.710
	Kanada	495.309	391.181	1.424.978	1.395.752
	Slovenia	169.647	257.600	498.076	1.010.160
	Uruguay		639.600		899.745
	Meksiko	91.800	56.500	253.817	758.233
	Rusia	548.649	199.775	987.349	466.406
	Bangladesh	150.200	230.400	193.958	462.099
	Pakistan	397.506	529.300	363.166	394.899
	Jerman	319.004	153.900	527.570	359.880
	Uni Emirat Arab	6.011	118.503	24.147	308.785
	Hong Kong	3.182.422	5.888	4.161.523	179.907
	Inggris	92.242	62.000	167.675	123.874
	Malta	19.885	21.097	77.336	83.655
	Cile		50.000		35.000
	Prancis	48.510	30.680	85.693	34.999
	Paraguay	81.272	15.600	152.079	21.060
	Kamboja		1		71
	Maroko	26.000		52.650	

https://www.bps.go.id

Tabel 3. Ekspor Provinsi Asal Barang Dirinci Menurut Negara Tujuan, 2020—2021

Provinsi Asal	Negara Tujuan	Berat Bersih (Kg)		Nilai FOB (US$)	
		2020	2021	2020	2021
(1)	(2)	(3)	(4)	(5)	(6)
Sulawesi Tengah					
	Mesir	159.000		307.972	
	Polinesia Prancis	17.351		5.479	
	Reunion	49.853		275.421	
	Portugal	20.060		80.452	
	Yunani	0		73	
	Polandia	50.000		91.078	
	Kroasia	35.010		62.185	
	Brunei Darussalam	1		80	
	Martinik	7.000		20.450	
	Iran	106.500		137.205	
	Panama	20.430		80.719	
	Puerto Riko	5.448		31.325	
Total Sulawesi Tengah		**7.925.810.330**	**9.886.515.916**	**7.480.584.597**	**12.139.518.033**

https://www.bps.go.id

Tabel 3. Ekspor Provinsi Asal Barang Dirinci Menurut Negara Tujuan, 2020—2021

Provinsi Asal	Negara Tujuan	Berat Bersih (Kg)		Nilai FOB (US$)	
		2020	2021	2020	2021
(1)	(2)	(3)	(4)	(5)	(6)
Sulawesi Selatan					
	Jepang	122.402.574	102.665.549	819.484.525	1.009.567.906
	Tiongkok	975.480.111	431.650.454	281.904.002	363.334.673
	Amerika Serikat	25.289.118	30.753.112	95.741.076	118.344.263
	India	8.130.606	34.495.325	13.674.309	63.517.254
	Taiwan	206.423.144	582.750.358	18.382.736	45.151.247
	Malaysia	17.615.801	15.693.778	30.588.627	34.700.170
	Belanda	3.411.517	3.177.981	19.475.317	24.311.875
	Korea Selatan	44.975.216	37.326.190	20.358.164	23.766.541
	Australia	191.570.505	442.828.791	14.322.944	23.065.953
	Rusia	1.367.204	2.074.387	15.314.411	22.854.839
	Vietnam	29.923.300	12.921.197	32.373.799	17.811.523
	Jerman	3.212.278	3.383.638	9.479.892	16.975.546
	Filipina	256.455.555	422.746.937	16.814.954	15.971.545
	Timor Leste	171.938.278	210.904.821	11.430.530	11.525.120
	Singapura	2.584.088	2.350.265	10.693.456	10.446.436
	Bangladesh	55.379.724	268.476.291	2.005.323	7.803.501
	Kanada	435.347	1.242.147	1.637.729	7.680.690
	Thailand	7.524.721	2.536.171	9.320.256	5.934.907
	Inggris	1.053.568	888.613	4.715.316	5.473.569
	Prancis	3.079.391	1.962.459	6.467.801	5.020.387
	Belarus	120.100	70.000	5.556.465	4.744.500
	Hong Kong	55.705.956	866.426	6.006.009	3.618.004
	Italia	628.142	582.212	1.903.919	3.581.210
	Spanyol	2.123.658	1.791.275	2.011.453	3.286.724
	Fiji	28.313.579	85.442.071	858.290	2.597.795
	Meksiko	432.771	498.116	1.039.838	2.163.704
	Peru	1	64.347.834	191	2.004.134
	Cile	2.361.312	30.731.600	1.547.338	1.906.128
	Polandia	108.682	269.500	735.348	1.877.518
	Puerto Riko	138.237	114.408	1.378.181	1.144.560
	Belgia	671.355	168.214	3.151.348	880.828
	Yunani	46.203	188.865	209.529	866.140
	Denmark	223.454	90.085	849.314	788.994
	Sudan	40.000	100.000	217.663	493.503
	Arab Saudi	399.867	120.109	1.671.651	473.047
	Hungaria	3	70.000	209	471.512
	Tunisia	153.286	50.690	582.606	392.093
	Ukraina	50.751	5.000	429.465	365.000
	Namibia	26.000	78.000	168.808	357.800
	Kazakstan		18.486		354.310

https://www.bps.go.id

Tabel 3. Ekspor Provinsi Asal Barang Dirinci Menurut Negara Tujuan, 2020—2021

Provinsi Asal	Negara Tujuan	Berat Bersih (Kg)		Nilai FOB (US$)	
		2020	2021	2020	2021
(1)	(2)	(3)	(4)	(5)	(6)
Sulawesi Selatan					
	Pakistan	330.599	425.750	236.272	291.975
	Yordania	76.544	31.639	598.234	261.089
	Mesir	506.943	117.600	818.087	257.904
	Pantai Gading		22.325		237.071
	Uni Emirat Arab	235.569	31.949	345.548	212.637
	Guadeloupe	8.000	38.560	21.150	195.976
	Reunion	100.593	48.171	830.115	162.730
	Latvia	59.322	19.000	463.242	145.060
	Brasil	196.297	26.000	1.214.063	138.446
	Republik Dominika	30.150	27.659	166.423	133.510
	Selandia Baru	71.780	15.165	331.920	120.273
	Mauritius	78.939	26.556	236.734	92.206
	Siprus	79.155	21.900	285.501	79.900
	Bulgaria	40.000	40.000	56.026	58.000
	Iran	19.200	28.000	20.160	34.000
	Austria	683	605	39.020	31.321
	Ekuador		4.364		24.183
	Israel	48.605	23.707	29.875	20.247
	Turki	27.904	201	183.074	18.090
	Uganda		2.852		7.390
	Kuwait		18		1.800
	Senegal		104		602
	Maroko		3		213
	Afganistan		11		53
	Nepal		5		35
	Papua Nugini		2		2
	Argentina	25.021	0	167.238	1
	Bosnia-Herzegovina	1		150	
	Albania	17.550		45.195	
	Qatar	240		9.600	
	Guyana Prancis	0		7	
	Uzbekistan	5		794	
	Martinik	14.576		77.609	
	Brunei Darussalam	4		238	
	Seychelles	1		80	
	Rumania	6		147	
	Sri Lanka	167.501		82.613	
	Bahrain	12.490		11.938	
	Sierra Leone	0		6	
	Jamaika	812		3.185	

https://www.bps.go.id

Tabel 3. Ekspor Provinsi Asal Barang Dirinci Menurut Negara Tujuan, 2020—2021

Provinsi Asal	Negara Tujuan	Berat Bersih (Kg)		Nilai FOB (US$)	
		2020	2021	2020	2021
(1)	(2)	(3)	(4)	(5)	(6)
Sulawesi Selatan					
	Irak	5.002.535		3.771.158	
	Slovenia	22.501		88.048	
	Myanmar	71.400		186.185	
	Kolombia	5.300		33.543	
	Nikaragua	0		6	
	Uruguay	100.000		145.000	
	Kamboja	4		107	
	Maladewa	0		6	
	Swiss	45		1.268	
	Azerbaijan	0		8	
	Yaman	20.000		92.560	
	Ghana	25.000		104.715	
	Nigeria	1		77	
	Norwegia	24		218	
	Lituania	10.000		469.100	
	Swedia	3		369	
	Georgia	24.000		94.131	
	Finlandia	80.644		91.122	
	Malta	1		77	
	Irlandia	2		300	
	Republik Cheska	3		331	
	Aljazair	1		80	
	Afrika Selatan	0		6	
	American Samoa	1.441		31.913	
Total Sulawesi Selatan		**2.227.306.804**	**2.797.383.500**	**1.473.887.365**	**1.868.150.163**

https://www.bps.go.id

Tabel 3. Ekspor Provinsi Asal Barang Dirinci Menurut Negara Tujuan, 2020—2021

Provinsi Asal	Negara Tujuan	Berat Bersih (Kg)		Nilai FOB (US$)	
		2020	2021	2020	2021
(1)	(2)	(3)	(4)	(5)	(6)
Sulawesi Tenggara					
	Tiongkok	1.566.508.430	2.221.498.335	2.246.088.339	4.124.527.852
	India	42.314.009	73.333.456	106.162.010	243.734.717
	Amerika Serikat	1.868.525	2.734.819	12.880.456	23.830.841
	Korea Selatan	6.037.800	3.105.812	16.131.325	11.195.553
	Belanda	55.411	3.463.291	64.393	10.032.641
	Jepang	573.489	490.133	3.620.707	3.885.436
	Puerto Riko	139.929	230.607	1.342.184	2.156.958
	Vietnam	2.627.162	891.879	3.565.961	857.665
	Hong Kong	171.279	58.270	340.380	772.630
	Prancis	245.415	625.079	667.256	552.922
	Republik Dominika	1.361	61.490	12.950	443.760
	Australia	35.757	49.765	283.411	374.148
	Ekuador	23.195	24.116	210.597	224.398
	Ukraina		19.068		204.755
	Spanyol	265.001	300.861	337.932	175.037
	Singapura	46.568	45.167	111.724	148.247
	Aruba		10.752		126.884
	Uni Emirat Arab	10.002	20.002	42.369	112.916
	Antilla Belanda	3.800	8.722	38.070	102.552
	Mesir	40.000	12.000	191.258	65.819
	Bangladesh		46.760		58.880
	Aljazair		10.000		43.750
	Yordania		9.027		35.329
	Pakistan	68.550	22.021	131.550	29.333
	Belgia	902.785	22.125	2.056.027	20.618
	Malaysia	60	310	3.407	5.272
	Brunei Darussalam		137		1.376
	Taiwan	480.735	255	1.214.402	1.262
	Thailand	89.248	311	184.607	1.235
	Sri Lanka		158		927
	Jerman	38.002	121	227.396	394
	Inggris	54.173	28	364.874	354
	Swiss		70		287
	Rusia	3	17	197	261
	Swedia		58		219
	Italia	53.868	76	322.523	177
	Kamboja		24		174
	Portugal		54		168
	Hungaria		81		153
	Filipina	198.978	34	200.645	151
	Kanada	27.480	9	94.487	97
	Norwegia		38		60
	Selandia Baru		1		50
	Arab Saudi		2		36
	Denmark		15		29
	Republik Cheska	1	1	241	9
	Bahrain	16.350		10.137	
	Martinik	29.756		86.763	
	Turki	10.000		42.300	
	Peru	20.000		94.410	
	Guadeloupe	33.008		105.168	
	Mauritius	10.000		31.800	
Total Sulawesi Tenggara		**1.623.000.129**	**2.307.095.357**	**2.397.262.254**	**4.423.726.332**

https://www.bps.go.id

Tabel 3. Ekspor Provinsi Asal Barang Dirinci Menurut Negara Tujuan, 2020—2021

Provinsi Asal	Negara Tujuan	Berat Bersih (Kg)		Nilai FOB (US$)	
		2020	2021	2020	2021
(1)	(2)	(3)	(4)	(5)	(6)
Gorontalo					
	Jerman	2.941.000	6.922.820	5.053.339	16.046.767
	Rusia	2.169.000	1.970.975	3.770.925	4.176.867
	Belanda	789.752	1.854.200	1.354.347	4.121.699
	Vietnam		23.861.992		3.698.609
	Tiongkok	991.775	1.814.487	1.039.342	2.871.979
	Prancis	381.101	1.094.043	656.167	2.480.855
	Inggris	390.001	605.000	720.127	1.440.752
	India		6.447.740		1.342.980
	Polandia	461.250	575.279	817.349	941.268
	Spanyol	127.000	347.350	229.561	709.317
	Mesir	312.000	338.000	545.857	701.536
	Italia	208.000	182.000	357.400	406.334
	Lituania	46.000	149.370	86.980	363.422
	Irlandia		143.000		335.158
	Norwegia	37.422	100.246	61.253	234.037
	Portugal	78.000	103.850	127.755	216.260
	Slovenia	190.000	101.000	346.650	208.253
	Belgia	37.000	78.000	61.876	186.160
	Singapura	62.888.177	16.885	2.331.865	165.478
	Thailand	37.000	96.133	48.892	133.386
	Jepang	60.696	13.574	314.575	130.873
	Georgia		52.000		123.760
	Irak	182.000	52.000	334.435	114.070
	Latvia	13.000	52.000	25.760	111.230
	Denmark	26.000	52.000	47.806	107.900
	Turki	91.500	52.000	189.460	107.829
	Ukraina		52.000		102.620
	Kosta Rika		26.000		53.300
	Korea Selatan	24.002	45.000	16.880	39.102
	Arab Saudi		33.976		37.706
	Kamboja	528	238	61.200	27.540
	Estonia	31.002	13.000	32.297	25.555
	Malaysia	4.529	1.501	94.768	19.283
	Kolombia		110		15.630
	Hong Kong	23	22	2.630	2.550
	Australia	1	1	161	35
	Uganda	959		111.180	
	Uruguay	26.000		45.500	
	Amerika Serikat	118		16.895	
	Nigeria	264		30.680	

https://www.bps.go.id

Tabel 3. Ekspor Provinsi Asal Barang Dirinci Menurut Negara Tujuan, 2020—2021

Provinsi Asal	Negara Tujuan	Berat Bersih (Kg)		Nilai FOB (US$)	
		2020	2021	2020	2021
(1)	(2)	(3)	(4)	(5)	(6)
Gorontalo					
	Kanada	0		78	
	Afrika Selatan	26.000		39.650	
	Filipina	58.800.850		13.231.920	
	Pakistan	33.100		30.250	
	Siprus	13.000		22.750	
	Meksiko	0		78	
	Togo	994		115.260	
	Senegal	352		40.800	
	Kamerun	1.443		168.480	
	Swedia	1		241	
	Finlandia	13.000		22.100	
	Argentina	52.000		96.200	
	Vanuatu	229		26.520	
	Pantai Gading	1.188		137.700	
	Papua Nugini	70		8.160	
	Kepulauan Solomon	299		34.680	
Total Gorontalo		**131.487.629**	**47.247.791**	**32.908.780**	**41.800.098**

https://www.bps.go.id

Tabel 3. Ekspor Provinsi Asal Barang Dirinci Menurut Negara Tujuan, 2020—2021

Provinsi Asal	Negara Tujuan	Berat Bersih (Kg)		Nilai FOB (US$)	
		2020	2021	2020	2021
(1)	(2)	(3)	(4)	(5)	(6)
Sulawesi Barat					
	Tiongkok	259.992.186	337.074.367	159.647.772	363.218.032
	Filipina	56.498.990	138.624.151	35.558.105	151.573.566
	Pakistan	175.435.308	62.826.036	114.737.912	63.998.609
	Bangladesh	8.999.951	35.499.645	6.558.936	35.180.906
	Korea Selatan	27.499.326	29.499.784	16.722.893	27.993.431
	Malaysia	18.099.892	8.200.096	23.517.563	15.037.760
	India	222.091.003	7.227.834	143.808.207	7.401.674
	Belanda	102.607	10.600	136.945	493.430
	Jerman		211.200		345.888
	Jepang	4.128.787	86.991	455.798	156.114
	Hong Kong	94.940	128.948	173.935	124.733
	Rusia	38.400	59.040	40.640	85.792
	Arab Saudi		38.400		63.840
	Taiwan	19.212	19.201	23.699	24.018
	Polandia		19.200		21.480
	Singapura	1	37	234	575
	Amerika Serikat	0	7	80	271
	Thailand	16.725.743	12	1.639.284	200
	Norwegia		7		70
	Timor Leste	6		109	
	Prancis	2		0	
Total Sulawesi Barat		**789.726.353**	**619.525.556**	**503.022.113**	**665.720.388**

https://www.bps.go.id

Tabel 3. Ekspor Provinsi Asal Barang Dirinci Menurut Negara Tujuan, 2020—2021

Provinsi Asal	Negara Tujuan	Berat Bersih (Kg)		Nilai FOB (US$)	
		2020	2021	2020	2021
(1)	(2)	(3)	(4)	(5)	(6)
Maluku					
	Korea Selatan	93.873.519	44.305.017	25.031.408	19.481.222
	India	671.199	36.329.293	1.403.397	17.620.652
	Hong Kong	421.784	141.534	7.591.137	9.630.148
	Tiongkok	6.700.942	7.409.805	33.838.844	7.145.595
	Amerika Serikat	399.862	1.123.111	4.226.992	5.952.209
	Jepang	1.108.822	854.862	6.056.515	4.571.436
	Vietnam	1.440.527	458.832	4.172.664	3.639.355
	Inggris	240.000	375.000	1.516.402	2.220.740
	Malaysia	56.375	6.287.480	58.278	1.538.931
	Taiwan	1.941.727	724.266	1.454.071	788.040
	Thailand	2.156.663	641.640	1.589.097	523.576
	Singapura	25.089	56.090	161.887	332.446
	Filipina		389.800		236.168
	Bangladesh	15.000	29.311	13.975	76.253
	Uni Emirat Arab	64.293	31.253	285.435	68.460
	Jerman	23.010	15.000	41.645	49.925
	Turki	20.000	7.000	43.493	29.171
	Sri Lanka	25.000	15.000	33.250	15.125
	Belanda	7.236	6	66.704	295
	Mesir	10.000		68.050	
	Austria	0		80	
	Myanmar	12.000		70.500	
	Rusia	6		226	
	Pakistan	50.000		215.435	
Total Maluku		**109.263.055**	**99.194.300**	**87.939.486**	**73.919.749**

https://www.bps.go.id

Tabel 3. Ekspor Provinsi Asal Barang Dirinci Menurut Negara Tujuan, 2020—2021

Provinsi Asal	Negara Tujuan	Berat Bersih (Kg)		Nilai FOB (US$)	
		2020	2021	2020	2021
(1)	(2)	(3)	(4)	(5)	(6)
Maluku Utara					
	Tiongkok	1.433.586.238	2.162.144.067	985.581.319	3.730.608.236
	Taiwan	45.667	57.364.771	151.170	140.701.818
	India	11.851.154	70.857.387	20.145.255	134.883.347
	Korea Selatan	20.149.455	35.641.160	25.639.600	79.262.988
	Jepang	86.994	366.206	277.611	3.020.349
	Vietnam	2.798.617	351.794	4.394.656	2.460.500
	Hong Kong	4.773	207	618.181	1.591.821
	Malaysia	141.015	136.506	331.499	438.140
	Bangladesh	61.315	148.330	129.437	240.628
	Singapura	55.289	10.714	195.131	196.931
	Amerika Serikat	12.100	15.640	74.675	155.720
	Pakistan	21.030	5.500	74.060	72.600
	Filipina	22.000	49.500	71.232	55.678
	Sri Lanka		15.000		26.250
	Selandia Baru	3		73	
	Belanda	154.000		250.379	
	Kanada	0		80	
	Lebanon	26.000		44.850	
	Irak	26.000		42.250	
	Turki	64.678		52.176	
	Brunei Darussalam	0		80	
	Uni Emirat Arab	107.000		246.364	
	Brasil	151.800		108.940	
	Maroko	12.475		18.151	
	Jerman	1		80	
	Tunisia	14.640		5.856	
	Australia	8		161	
Total Maluku Utara		**1.469.392.252**	**2.327.106.780**	**1.038.453.266**	**4.093.715.006**

https://www.bps.go.id

Tabel 3. Ekspor Provinsi Asal Barang Dirinci Menurut Negara Tujuan, 2020—2021

Provinsi Asal	Negara Tujuan	Berat Bersih (Kg)		Nilai FOB (US$)	
		2020	2021	2020	2021
(1)	(2)	(3)	(4)	(5)	(6)
Papua Barat					
	Tiongkok	3.901.380.395	3.242.948.180	1.136.288.852	1.347.305.893
	Jepang	526.050.225	793.720.470	143.760.509	357.584.146
	Korea Selatan	1.631.349.230	1.145.448.191	330.424.221	262.747.136
	Meksiko	262.724.656	253.220.203	74.839.692	42.458.427
	Singapura	131.789.566	66.636.938	31.771.049	36.876.962
	Taiwan	336.266.478	294.021.002	23.447.563	10.313.420
	Malaysia	56.818.750	8.279.365	16.740.021	6.617.275
	Papua Nugini	78.051.515	75.113.796	3.501.516	3.283.085
	Hong Kong	10.779.220	37.866	7.864.205	3.230.684
	Timor Leste	34.830.206	46.055.581	2.436.863	2.644.880
	Amerika Serikat	21.396	110.062	231.832	1.280.027
	Italia	244.800	244.809	1.242.763	1.189.984
	Vietnam	164.579	58.169	738.971	504.607
	Arab Saudi	492.290	565.000	314.327	358.620
	India	737.482	293.141	703.547	274.627
	Inggris	1	68.221	161	260.064
	Yunani	210.000	236.590	232.374	244.151
	Kuwait	100.960	50.480	66.590	33.040
	Jerman	2	5	161	29.955
	Filipina	1	14.330	80	24.009
	Turki	104.000	23.523	39.000	16.236
	Australia	23.740	23.750	13.720	16.119
	Belanda	204.280	16	899.190	96
	Rusia		6		71
	Norwegia		3		35
	Kanada	0	3	73	35
	Siprus	27.000		17.900	
	Irlandia	0		73	
	Swedia	17.000		17.000	
	Kolombia	2		77	
	Kosta Rika	0		80	
	Thailand	66.180.153		20.120.356	
	Republik Cheska	4		3.212	
	Prancis	126.200		80.350	
	Brasil	25.000		8.750	
	Mesir	79.700		93.501	
Total Papua Barat		**7.038.798.831**	**5.927.169.699**	**1.795.898.577**	**2.077.293.581**

https://www.bps.go.id

Tabel 3. Ekspor Provinsi Asal Barang Dirinci Menurut Negara Tujuan, 2020—2021

Provinsi Asal	Negara Tujuan	Berat Bersih (Kg)		Nilai FOB (US$)	
		2020	2021	2020	2021
(1)	(2)	(3)	(4)	(5)	(6)
Papua					
	Jepang	227.219.366	551.333.533	466.476.227	1.367.280.395
	Korea Selatan	147.317.194	282.809.593	272.831.663	640.331.444
	Taiwan	39.418.300	161.535.765	72.805.038	386.439.205
	India	145.641.459	152.133.650	246.641.624	355.428.656
	Tiongkok	223.353.295	123.683.609	433.528.704	303.187.729
	Spanyol	42.000.000	110.000.000	79.246.168	270.919.849
	Filipina	15.000.003	108.903.903	27.851.303	269.008.218
	Malaysia	11.050.437	104.554.229	24.914.905	262.431.755
	Jerman	84.405.158	100.556.922	170.336.200	247.045.849
	Georgia		90.201.400		218.135.508
	Amerika Serikat	56.937.380	49.558.872	50.729.930	80.481.715
	Australia	22.737.132	31.945.721	33.279.398	45.358.910
	Polandia	0	11.045.649	482	29.823.000
	Arab Saudi	11.476.950	11.327.200	7.594.572	7.822.206
	Belanda	5.598.671	5.768.065	6.592.093	6.733.479
	Selandia Baru	1.268.892	3.309.797	1.955.536	5.222.675
	Prancis	1.100	167.808	308.000	884.861
	Belgia	264.087	364.694	317.389	462.576
	Denmark	23.700	248.744	38.775	351.168
	Hong Kong	71	47.563	14.020	281.882
	Inggris	144.860	45.258	148.609	75.874
	Pakistan		5.505		53.950
	Afrika Selatan	69.199	42.405	77.642	45.025
	Papua Nugini	275.934	745	138.610	37.428
	Singapura	11.120	7.125	35.802	34.378
	Kaledonia Baru	78.830	14.346	123.994	27.970
	Thailand		1		2
	Qatar	0		73	
	Polinesia Prancis	16.891		33.384	
	Irlandia	1		161	
	Etiopia	0		174	
	Rumania	16.600		41.517	
	Turki	0		80	
	Maladewa	25.512		50.735	
	Vietnam	46.109		45.381	
	Italia	18.621		22.855	
	Swiss	57		2.000	
	Sri Lanka	7.410		7.944	
	Kanada	278		2.153	
	Bulgaria	43.000.000		79.434.656	
	Norwegia	10.000		606	
	Rusia	2		153	
	Swedia	50.973		75.777	
	Finlandia	24.158		41.539	
Total Papua		**1.077.509.753**	**1.899.612.101**	**1.975.745.869**	**4.497.905.707**
Total Ekspor Indonesia		**579.678.223.656**	**621.667.835.736**	**163.191.838.163**	**231.609.479.580**

https://www.bps.go.id

Tabel 4. Ekspor Provinsi Asal Barang Dirinci Menurut Pelabuhan Muat, 2020—2021

Provinsi Asal	Pelabuhan Muat	Berat Bersih (KG)		Nilai FOB (US$)	
		2020	2021	2020	2021
(1)	(2)	(3)	(4)	(6)	(7)
Aceh					
	Lhok Seumawe	4.150.585	84.157.186	1.071.508	54.480.279
	Calang	9.695.950		5.020.338	
	Meulaboh	8.035.230.000	9.515.563.000	156.171.216	345.174.261
	Blang Bintang (U)	4.078	111	22.624	2.384
	Blang Lancang (Arun)	6.716.715	2.851.456	308.778	502.926
	Krueng R. Malahayati	98.778	133.530	696.730	892.451
	Kuala Langsa	16.880.002	9.916.238	1.762.580	1.203.304
	Kuala Namu International Airport (U)	1.162		38.071	
	Belawan	44.936.627	45.533.695	130.825.543	128.176.694
	Tanjung Balai Asahan	36.801	11.230	29.344	7.237
	Kuala Tanjung		19.200		73.920
	Batu Ampar	6		211	
	Tanjung Priok	11.454	281.436	60.320	875.235
	Soekarno-Hatta (U)	103.348	99.206	3.328.846	5.371.903
	Tanjung Perak	307.030	111.220	1.073.692	151.875
	Ngurah Rai (U)	324	837	7.572	11.173
Total Aceh		**8.118.172.860**	**9.658.678.344**	**300.417.372**	**536.923.643**
Sumatera Utara					
	Kuala Namu International Airport (U)	3.305.923	173.434	43.197.817	12.096.939
	Pangkalan Susu	50.264	53.000	320.584	371.000
	Belawan	7.029.461.222	7.730.906.044	6.648.189.327	9.879.835.668
	Tanjung Balai Asahan	25.887.772	30.576.893	15.268.629	21.190.007
	Sibolga	188.000	12.651.110	34.650	9.448.664
	Pulau Tello		4.000		40.000
	Kuala Tanjung	1.628.538.717	1.546.197.808	1.104.299.182	1.637.855.387
	Padang/Tl.Bayur		513.020		1.079.047
	Panjang		46.756		4.050
	Belakang Padang		50		428
	Batu Ampar		69		8.179
	Kijang		1.360		1.023
	Tanjung Priok	1.751.975	7.530.557	1.597.177	8.742.349
	Soekarno-Hatta (U)	572.177	3.063.334	37.200.941	83.393.039
	Tanjung Emas		70.560		95.478
	Tanjung Perak	2.347.813	1.799.374	2.582.130	2.534.642
	Juanda (U)-Surabaya	250		13.194	
	Ngurah Rai (U)	16.108	5.390	528.051	54.537
	Lingkas Tarakan	1.441.954	1.838.740	8.526.160	10.937.240
Total Sumatera Utara		**8.693.562.175**	**9.335.431.498**	**7.861.757.842**	**11.667.687.677**
Sumatera Barat					
	Kuala Namu International Airport (U)	66		1.841	
	Belawan	25.650.837	22.639.225	59.158.910	58.035.982
	Tanjung Balai Asahan	48.505	9.755	40.812	6.481
	Padang/Tl.Bayur	4.155.632.234	5.142.199.359	1.426.802.091	2.923.547.459
	Padang / Tabing (U)	122.229	528.076	496.334	1.344.364
	Dumai	11.567.685	3.158.969	5.055.545	879.401
	Tembilahan	79.300		18.275	
	Muara Sabak		7.183.950		1.005.753
	Musi River/Boom Baru		20.768.647		1.973.021
	Panjang	24.000	179.624	108.649	503.077
	Tanjung Priok	79.797.102	30.188.691	136.612.906	74.747.238
	Soekarno-Hatta (U)	25.372	518.925	3.821.830	4.838.514
	Tanjung Perak	116.340	10.000	108.169	57.235
	Ngurah Rai (U)	9.349	1.380	47.467	14.897
Total Sumatera Barat		**4.273.073.019**	**5.227.386.600**	**1.632.272.831**	**3.066.953.422**

https://www.bps.go.id

Tabel 4. Ekspor Provinsi Asal Barang Dirinci Menurut Pelabuhan Muat, 2020—2021

Provinsi Asal	Pelabuhan Muat	Berat Bersih (KG)		Nilai FOB (US$)	
		2020	2021	2020	2021
(1)	(2)	(3)	(4)	(6)	(7)
Riau					
	Kuala Namu International Airport (U)	30	49	9.338	3.400
	Belawan	66.841.075	65.981.635	69.205.265	86.558.454
	Tanjung Balai Asahan	10.410	103.870	12.873	70.096
	Kuala Tanjung		437.400		766.509
	Padang/Tl.Bayur	3.735.900	85.137.000	5.225.126	4.387.895
	Lalang Terminal, St		143.181.000		71.694.124
	Bagan Siapi-Api	92.450	242.730	66.627	191.042
	Panipahan	3.467.235	2.809.910	2.914.100	1.908.170
	Dumai	18.453.715.672	18.445.507.387	10.297.945.176	15.563.574.953
	Tanjung Medang	7.357.200	6.208.170	720.733	900.204
	Sungai Pakning	819.074.000	1.579.891.769	389.204.206	858.585.594
	Bengkalis	63.261.351	2.133.023	9.894.189	567.103
	Selat Panjang	41.183.909	37.132.966	6.652.119	7.118.648
	Siak Sri Indrapura	391.737.507	612.231.633	43.104.376	65.231.960
	Pekanbaru (Rumbai)	102.777.221	33.452.932	10.179.583	2.845.692
	Sungai Guntung	328.821.257	259.469.803	259.480.600	276.475.291
	Kuala Gaung	112.318.605	104.761.710	22.374.689	23.662.866
	Tembilahan	19.089.851	37.767.750	7.020.948	8.196.606
	Kuala Enok	56.583.884	62.285.362	32.302.260	33.761.791
	Rengat	27.602.766	3.001.460	13.667.873	2.071.007
	Simpang Tiga (U)	80.643		29.060	
	Pekan Baru	13.930.085	4.321.338	10.020.166	3.407.260
	Buatan	2.933.138.609	2.936.489.989	1.298.002.472	1.795.776.705
	Perawang, Sumatra	1.939.855.705	1.641.869.670	1.281.756.959	1.151.446.891
	Kuala Tungkal	30.707.508	15.040.932	1.259.008	676.842
	Muara Sabak		55.550.000		4.072.371
	Jambi	1.711.675	1.509.099	897.497	1.222.148
	Panjang	90.600		73.971	
	Kijang		451.080		807.500
	Tanjung Priok	1.098.942	3.805.186	790.006	3.386.064
	Soekarno-Hatta (U)	8.313	6.884	467.347	496.189
	Tanjung Emas	513.247		502.982	
	Tanjung Perak	81.000	54.486	15.927	38.140
	Ngurah Rai (U)	407	933	14.834	14.107
Total Riau		**25.418.887.058**	**26.140.837.156**	**13.763.810.308**	**19.969.915.620**
Jambi					
	Belawan	1.678.520	2.357.614	4.878.184	4.633.168
	Tanjung Balai Asahan	78.099	129.870	48.412	77.433
	Padang/Tl.Bayur	58.634.100	111.365.276	79.062.558	140.325.945
	Sungai Pakning		4.015.375		2.135.547
	Perawang, Sumatra	398.083		183.685	
	Kuala Tungkal	623.559.226	593.232.002	199.725.518	105.590.402
	Muara Sabak	1.271.414.878	2.408.096.386	86.841.287	180.858.545
	Jambi	735.320.330	1.134.579.627	472.944.658	629.665.054
	Palmerah/Sultan Thaha (U)		45		625
	Palembang - Plaju	211.680	512.820	272.765	861.116
	Musi River/Boom Baru	32.753.510	105.633.249	12.120.988	47.965.300
	Panjang	1.128.782	896.589	4.867.445	4.876.782
	Pulau Sambu	2.670.275.454	455.332.500	812.918.208	160.537.230
	Belakang Padang		2.418.098.970		1.277.501.491
	Sekupang		30		26.683
	Tanjung Priok	66.354.826	29.701.947	102.514.225	62.228.972
	Soekarno-Hatta (U)	10.032	565.434	72.734	1.029.781
	Tanjung Perak	307.500	214.598	159.320	145.256
	Juanda (U)-Surabaya	1.043		1.864	
	Ngurah Rai (U)	155	124	5.217	1.809
Total Jambi		**5.462.126.218**	**7.264.732.458**	**1.776.617.069**	**2.618.461.137**

https://www.bps.go.id

Tabel 4. Ekspor Provinsi Asal Barang Dirinci Menurut Pelabuhan Muat, 2020—2021

Provinsi Asal	Pelabuhan Muat	Berat Bersih (KG)		Nilai FOB (US$)	
		2020	2021	2020	2021
(1)	(2)	(3)	(4)	(6)	(7)
Sumatera Selatan					
	Kuala Namu International Airport (U)	8		1.880	
	Belawan		15.600		28.080
	Dumai	6.999.930		5.984.940	
	Jambi	18.961.040	14.318.640	25.475.718	23.899.615
	Palembang-Kertapati	1.115.642.957	720.776.943	49.881.137	44.907.332
	Palembang - Plaju	669.299.999	247.757.987	176.271.695	92.617.478
	Sm. Badaruddin (U)	3.962		65.038	
	Musi River/Boom Baru	18.012.142.700	26.680.955.694	2.768.438.704	4.476.208.719
	Panjang	4.680.330	868.035	10.355.941	2.692.708
	Tanjung Priok	474.200.574	416.403.854	563.641.542	638.019.576
	Soekarno-Hatta (U)	942.291	3.327.830	2.277.048	7.621.869
	Tanjung Emas		3.764		16.061
	Tanjung Perak		4.388		26.297
	Ngurah Rai (U)	263	1.000	9.455	6.543
Total Sumatera Selatan		**20.302.874.054**	**28.084.433.736**	**3.602.403.098**	**5.286.044.277**
Bengkulu					
	Tanjung Balai Asahan		5.160		1.533
	Padang/Tl.Bayur	53.988.045	806.501	20.253.774	1.719.043
	Siak Sri Indrapura	6.000.183		702.021	
	Musi River/Boom Baru	19.943.222	22.543.308	26.309.764	38.206.290
	Bengkulu	24.550.000	503.918.800	1.080.200	35.820.735
	Padang Kemiling (U)		54.990.000		3.409.380
	Pulau Baai	1.874.321.253	2.315.637.588	84.307.532	141.589.140
	Panjang	201.600		208.656	
	Tanjung Priok	17.416.256	10.007.804	20.817.689	17.347.532
	Soekarno-Hatta (U)	1.391	290	41.204	4.776
	Tanjung Emas	530	600	2.680	2.940
	Ngurah Rai (U)	135	127	3.946	1.508
Total Bengkulu		**1.996.422.614**	**2.907.910.178**	**153.727.467**	**238.102.876**
Lampung					
	Belawan	576.600	1.852.690	747.356	2.716.514
	Musi River/Boom Baru	12.060.720	16.509.982	16.325.487	28.082.586
	Tarahan	8.189.103.121	9.374.057.300	1.335.114.636	2.400.801.173
	Panjang	2.766.759.121	3.323.402.544	1.540.232.936	1.886.254.813
	Branti (U)	95		1.113	
	Tanjung Priok	172.500.413	351.738.107	222.379.466	484.576.988
	Soekarno-Hatta (U)	103.230	106.119	3.362.537	4.385.452
	Tanjung Emas		125.000		518.964
	Tanjung Perak	10.895.902	7.803.568	26.203.250	33.449.164
	Probolinggo		18.700.000		3.217.800
	Ngurah Rai (U)	8.947	2.075	386.884	27.001
Total Lampung		**11.152.008.149**	**13.094.297.385**	**3.144.753.665**	**4.844.030.456**
Kepulauan Bangka Belitung					
	Dumai	15.214.070		9.428.197	
	Jambi		8.810.563		336.588.181
	Belitung	14.070.200	54.441.300	523.323	1.940.340
	Muntok	44.675.000	21.565.000	757.142.275	700.588.675
	Pangkal Balam	35.262.933	52.323.393	263.737.895	1.281.491.628
	Tanjung Pandan	8.572.700	19.133.350	1.367.270	2.600.550
	Manggar-Belitung	269.981.782	278.164.701	165.355.681	266.846.192
	Pangkal Pinang (U)		250		5.375
	Belinju	9.602.093		739.361	
	Tanjung Balai Karimun		15.400		21.211
	Tanjung Priok	72.567.929	85.862.476	92.835.457	81.930.880
	Soekarno-Hatta (U)	745	4.596	19.803	35.809
	Ngurah Rai (U)	93	111	14.119	1.857
Total Kepulauan Bangka Belitung		**469.947.544**	**520.321.141**	**1.291.163.381**	**2.672.050.698**

https://www.bps.go.id

Tabel 4. Ekspor Provinsi Asal Barang Dirinci Menurut Pelabuhan Muat, 2020—2021

Provinsi Asal	Pelabuhan Muat	Berat Bersih (KG)		Nilai FOB (US$)	
		2020	2021	2020	2021
(1)	(2)	(3)	(4)	(6)	(7)
Kepulauan Riau					
	Belawan	2.110.640	2.499.100	3.256.928	4.569.514
	Pulau Kijang	9.071.095	1.495.153	28.134.529	3.357.308
	Batam Island	97		698	
	Lobam	26.179.470	23.813.864	204.832.355	284.552.070
	Matak	660.170		14.362.167	
	Natuna Ranai		32.593		499.420
	Tanjung Balai Karimun	8.195.526.995	11.840.898.666	996.808.586	1.864.411.789
	Pulau Sambu		1.774.000		4.500.000
	Tanjung Pinang	858.935	83.680	2.287.021	847.436
	Terempa	3.426.666.408	3.156.246.116	996.311.608	1.413.684.914
	Tanjung Batu, Riau	7.120.000	8.538.550	5.391.022	6.881.618
	Serasan	153.368		174.716	
	Belakang Padang	6.027.350	6.468.020	16.676.589	20.493.128
	Batu Ampar	1.168.980.106	1.471.253.837	5.455.769.988	6.603.600.060
	Singkep - Dabo	1.025.342.000	1.582.545.010	18.856.392	28.442.910
	Kijang	32.648.829	274.921.482	50.417.233	164.896.433
	Pasir Panjang	500.737.000	879.489.000	3.152.323	5.646.163
	Sekupang	274.578.927	169.151.110	1.861.352.848	2.228.124.698
	Nongsa	101.229	1	23.936.786	165
	Kabil/Panau	1.631.183.980	1.333.508.669	1.349.069.502	1.733.265.045
	Udang Natuna	486.633.025	342.458.682	134.558.332	161.395.917
	Hang Nadim (U)	3.268	8.259	1.769.550	8.055.184
	Tanjung Priok	218.187	763.425	439.003	389.422
	Soekarno-Hatta (U)	84.037	47.089	2.748.007	7.506.906
	Tanjung Emas		1.050		1.241
	Tanjung Perak	456.689	79.500	128.330	11.130
	Ngurah Rai (U)	240	252	11.071	3.964
Total Kepulauan Riau		**16.795.342.045**	**21.096.077.107**	**11.170.445.583**	**14.545.136.434**
DKI Jakarta					
	Kuala Namu International Airport (U)	80	41	6.900	201
	Belawan		325.850		201.837
	Panjang	227		2.625	
	Pulau Sambu	1.018.000	504.000	321.763	800.000
	Tanjung Priok	2.865.664.984	3.367.348.165	7.137.734.368	8.766.908.434
	Jakarta / Pasar Ikan	2.935		12.097	
	Soekarno-Hatta (U)	33.786.615	47.899.225	2.609.446.202	2.358.156.564
	Halim Perdana Kusuma (U)	13.395	12.342	106.699	30.400
	Patimban	38.700	4.148.525	328.890	43.412.694
	Tanjung Emas	465.917	1.699.778	5.133.789	10.867.540
	Achmad Yani (U)	1.252		9.370	
	Tanjung Perak	51.303.561	73.017.236	86.130.803	87.682.476
	Juanda (U)-Surabaya	1.049	6.352	312.628	90.624
	Ciwandan	199.590		149.693	
	Ngurah Rai (U)	96.404	67.554	2.903.596	974.587
	Banjarmasin	36.175.000		3.229.993	
	Lingkas Tarakan	12.500		5.009	
	Tual		8.320		88.850
	Jayapura		6.427		4.666
Total DKI Jakarta		**2.988.780.207**	**3.495.043.815**	**9.845.834.423**	**11.269.218.874**

https://www.bps.go.id

Tabel 4. Ekspor Provinsi Asal Barang Dirinci Menurut Pelabuhan Muat, 2020—2021

Provinsi Asal	Pelabuhan Muat	Berat Bersih (KG)		Nilai FOB (US$)	
		2020	2021	2020	2021
(1)	(2)	(3)	(4)	(6)	(7)
Jawa Barat					
	Belawan	151.254	280.000	912.705	1.159.885
	Tanjung Priok	7.379.490.310	8.147.732.139	24.404.198.166	31.087.374.203
	Jakarta / Pasar Ikan	5.000	4.000	7.050	55.450
	Soekarno-Hatta (U)	36.248.931	54.965.070	1.946.989.132	2.457.015.854
	Patimban	166.905	2.907.920	1.536.865	31.463.209
	Cirebon		1.928		1.951
	Husein Sastranegara (U)	9.159	16.000	224.057	24.100.000
	Balongan	637.243.535	458.474.427	184.332.844	186.407.848
	Tanjung Emas	9.241.152	15.788.326	37.656.230	49.351.241
	Achmad Yani (U)		2.903		56.342
	Tanjung Perak	8.240.341	16.411.153	11.451.257	23.827.938
	Juanda (U)-Surabaya	5.101	6.332	406.410	170.951
	Merak		15.923.175		13.433.684
	Cigading		3.931.545		4.031.430
	Ngurah Rai (U)	278.676	79.620	11.756.141	980.194
	Sam Ratulangi (U)	17.997	45.601	811.327	1.788.457
Total Jawa Barat		**8.071.098.362**	**8.716.570.139**	**26.600.282.185**	**33.881.218.636**
Jawa Tengah					
	Belawan	420	18.000	1.318	35.400
	Dumai		185.180		1.765.450
	Kijang	254.400		2.365.700	
	Tanjung Priok	122.904.466	236.735.058	1.369.137.506	2.143.945.775
	Jakarta / Pasar Ikan	521	216	28.291	9.060
	Soekarno-Hatta (U)	9.984.013	16.984.415	448.664.334	734.589.250
	Tanjung Emas	2.350.857.510	2.379.769.174	5.690.993.923	7.052.803.140
	Cilacap	2.259.830.316	1.628.977.658	413.859.101	467.190.675
	Achmad Yani (U)	195.357	71.711	2.802.762	547.265
	Solo/Jebres/Adi Sumarmo (U)		1.029		1.349
	Yogyakarta International Airport(U)	598	181.681	807	4.070.873
	Adi Sucipto (U)	73.485		443.735	
	Tanjung Perak	67.097.397	123.947.453	127.369.122	306.776.108
	Juanda (U)-Surabaya	3.823	4.091	1.528.907	2.137.044
	Ngurah Rai (U)	191.150	64.470	6.702.291	663.762
	Jagoibabang	1.081.582	746.286	9.509.500	6.645.300
	Lingkas Tarakan	887.444	380.244	5.337.755	2.417.650
	Nunukan	989.223	991.865	9.373.910	9.808.980
	Petta	29.019	4.440	183.910	28.500
Total Jawa Tengah		**4.814.380.723**	**4.389.062.972**	**8.088.302.871**	**10.733.435.582**
DI Yogyakarta					
	Tanjung Priok	2.110.222	5.075.304	61.353.732	100.656.220
	Soekarno-Hatta (U)	925.813	1.549.789	40.323.707	74.715.114
	Tanjung Emas	58.022.068	68.843.025	289.704.323	368.692.780
	Achmad Yani (U)	1.491	32.610	84.558	844.656
	Adi Sucipto (U)	160.408		1.163.187	
	Tanjung Perak	6.944.931	8.145.734	4.842.999	12.259.700
	Juanda (U)-Surabaya	9.308	1.486	134.425	10.674
	Ngurah Rai (U)	23.404	9.427	1.237.218	136.017
	Atapupu	575		223	
	Sam Ratulangi (U)		81		3.927
Total DI Yogyakarta		**68.198.221**	**83.657.456**	**398.844.371**	**557.319.088**

https://www.bps.go.id

Tabel 4. Ekspor Provinsi Asal Barang Dirinci Menurut Pelabuhan Muat, 2020—2021

Provinsi Asal	Pelabuhan Muat	Berat Bersih (KG)		Nilai FOB (US$)	
		2020	2021	2020	2021
(1)	(2)	(3)	(4)	(6)	(7)
Jawa Timur					
	Kuala Namu International Airport (U)	36		272	
	Belawan	549.118	819.880	2.700.113	1.212.623
	Tanjung Balai Asahan	8.000	100	3.942	625
	Padang/Tl.Bayur		109.858		170.674
	Dumai	1.900.520	3.132.315	69.895.389	79.472.811
	Tanjung Priok	73.186.690	90.816.587	84.092.825	151.336.410
	Soekarno-Hatta (U)	5.071.508	8.099.109	3.023.624.245	1.940.053.809
	Tanjung Emas	5.767.449	20.118.962	11.004.919	41.896.483
	Achmad Yani (U)	205		450	
	Yogyakarta International Airport(U)		71.730		1.338.540
	Tuban	4.295.968.497	4.215.462.872	980.992.630	1.320.608.737
	Gresik	2.036.161.668	2.383.292.103	938.819.203	1.608.663.197
	Tanjung Perak	8.448.508.705	8.692.852.059	14.105.574.216	16.955.625.401
	Probolinggo		27.925.840		21.063.142
	Kalianget		203.668.570		111.096.487
	Juanda (U)-Surabaya	7.504.638	9.325.429	1.626.156.358	707.251.158
	Ngurah Rai (U)	578.308	283.805	18.400.963	1.021.160
	Atapupu	27.327	21.700	82.134	71.331
	Pontianak		32.000		20.400
	Jagoibabang	518.272	270.346	5.350.206	2.795.629
	Lingkas Tarakan	3.829.522	5.649.104	32.180.156	47.404.186
	Nunukan	360.633	956.925	3.941.175	2.589.144
	Lirung		280		2.257
	Petta	172.409	296.471	2.003.697	3.482.057
	Sam Ratulangi (U)	3.156	300	66.182	400
	Hasanuddin (U)	3.000	241.944	1.766	1.381.432
Total Jawa Timur		**14.880.119.661**	**15.663.448.290**	**20.904.890.839**	**22.998.558.093**
Banten					
	Belawan	911.110		418.406	
	Dumai		4.999.144		4.088.355
	Tanjung Priok	4.497.507.106	3.936.688.193	9.083.358.392	10.779.528.696
	Jakarta / Pasar Ikan		11.297		79.643
	Soekarno-Hatta (U)	8.523.475	15.848.573	173.335.908	316.118.731
	Tanjung Emas	859.564	1.444.351	1.071.131	5.608.905
	Yogyakarta International Airport(U)		58.512		1.574.944
	Tanjung Perak	5.350.997	16.405.194	11.637.283	28.159.883
	Juanda (U)-Surabaya	233	391	592	24.686
	Ciwandan	272.262.375	396.629.505	150.365.681	217.348.318
	Merak	2.931.725.928	4.570.679.453	260.148.714	559.036.436
	Tanjung Leneng	861.300.699	848.292.802	328.615.779	641.462.800
	Cigading	1.983.092.462	1.660.010.313	675.903.493	955.524.759
	Ngurah Rai (U)	38.770	24.250	840.032	353.372
Total Banten		**10.561.572.720**	**11.451.091.979**	**10.685.695.411**	**13.508.909.530**
Bali					
	Belawan	3.000	9.030	12.000	56.110
	Tanjung Priok	281.464	779.653	1.772.535	5.393.678
	Soekarno-Hatta (U)	3.197.827	6.700.745	106.217.778	191.256.928
	Tanjung Emas	143.547	531.535	482.876	2.600.763
	Tanjung Perak	59.150.002	56.504.725	262.658.609	292.756.724
	Juanda (U)-Surabaya	47.072	238.980	179.902	1.901.652
	Benoa/Loloan	6.110		23.522	
	Celukan Bawang	38.000	126.000	257.142	806.200
	Ngurah Rai (U)	4.461.754	823.952	84.560.885	13.378.817
	Bandara Udara Internasional (Lombok)	1.450	2.690	2.900	6.261
	Hasanuddin (U)	684	2.377	4.806	10.005
Total Bali		**67.330.909**	**65.719.686**	**456.172.955**	**508.167.138**

https://www.bps.go.id

Tabel 4. Ekspor Provinsi Asal Barang Dirinci Menurut Pelabuhan Muat, 2020—2021

Provinsi Asal	Pelabuhan Muat	Berat Bersih (KG)		Nilai FOB (US$)	
		2020	2021	2020	2021
(1)	(2)	(3)	(4)	(6)	(7)
Nusa Tenggara Barat					
	Tanjung Priok	938.810	576.462	939.998	499.883
	Soekarno-Hatta (U)	12.130	17.105	5.419.298	5.042.483
	Tanjung Emas	1.819.645	738.468	159.680	21.000
	Tanjung Perak	56.075.591	64.858.096	45.312.885	41.213.642
	Juanda (U)-Surabaya		2.060		265.060
	Ngurah Rai (U)	2.043	561	807.059	7.157
	Benete	374.506.095	506.979.041	587.692.386	1.089.519.398
	Bandara Udara Internasional (Lombok)	2.961	2.686	138.422	3.891.256
	Badas Sumbawa	12.700.000		3.022.100	
	Atapupu	212	390	522	405
Total Nusa Tenggara Barat		**446.057.487**	**573.174.870**	**643.492.350**	**1.140.460.284**
Nusa Tenggara Timur					
	Belawan	38.400	2.400	90.624	12.180
	Tanjung Priok	351.141	1.950.935	541.775	2.818.937
	Soekarno-Hatta (U)	76.674	109.930	316.570	1.202.962
	Tanjung Perak	25.273.731	23.474.831	27.237.509	20.477.149
	Ngurah Rai (U)	2.312	110	73.595	3.906
	Atambua (U)	55.860	407.887	24.681	256.278
	Atapupu	52.002.518	52.108.568	14.959.131	15.700.889
	Tenau	884.527	959.649	506.504	615.729
	Makassar	227.530	813.430	300.968	1.338.322
	Ujungpandang	92.920		121.204	
Total Nusa Tenggara Timur		**79.005.613**	**79.827.740**	**44.172.561**	**42.426.353**
Kalimantan Barat					
	Dumai	4.700.000	598.618	3.877.500	643.514
	Musi River/Boom Baru	9.796		3.265	
	Tanjung Priok	278.376.070	401.060.157	249.405.513	331.525.016
	Soekarno-Hatta (U)	277.754	221.350	565.369.588	78.941.288
	Pamanukan, Java		1.770.000		277.890
	Tanjung Emas	512.258	241.222	772.914	133.622
	Tanjung Perak	1.412.295	1.507.009	4.614.854	3.621.685
	Juanda (U)-Surabaya	3.620	2.050	27.025	4.100
	Prointal, Jv	14.454.540		12.272.181	
	Ngurah Rai (U)	791	1.451	31.473	24.864
	Sintang	1.710.409		1.078.989	
	Nanga Badau	30.978.000		20.423.389	
	Pontianak	9.529.090.313	11.220.124.268	572.766.350	1.168.942.546
	Ketapang K. Barat	1.329.081.774	509.741.934	41.534.361	13.061.472
	Telok Melano	3.228.094.461	2.929.767.315	115.067.108	101.372.994
	Kendawangan	4.598.895.408	6.069.298.351	386.496.362	507.786.417
	Supadio (U)	32.633	73.976.898	156.733	69.934.748
	Sintete	1.029.157		318.918	
	Entikong	1.497.503		2.060.212	
	Jagoibabang	1.128.022	309.369	1.070.175	1.644.369
Total Kalimantan Barat		**19.021.284.805**	**21.208.619.992**	**1.977.346.912**	**2.277.914.526**

https://www.bps.go.id

Tabel 4. Ekspor Provinsi Asal Barang Dirinci Menurut Pelabuhan Muat, 2020—2021

Provinsi Asal	Pelabuhan Muat	Berat Bersih (KG)		Nilai FOB (US$)	
		2020	2021	2020	2021
(1)	(2)	(3)	(4)	(6)	(7)
Kalimantan Tengah					
	Dumai	2.999.849	3.399.855	1.544.922	3.353.866
	Tanjung Priok	53.884.376	86.898.680	66.456.936	80.934.911
	Soekarno-Hatta (U)	8.722	21.072	112.488.618	159.048.650
	Tanjung Emas		15.200		11.269
	Tanjung Perak	111.054.201	120.579.572	138.329.781	163.018.364
	Ngurah Rai (U)	71	78	1.909	2.799
	Pangkalan Bun	74.490.287	32.199.000	35.092.823	28.775.650
	Kumai	1.201.180.569	1.639.712.318	394.443.849	661.815.566
	Sampit	2.193.909.061	1.258.319.676	76.179.086	64.881.120
	Kuala Kapuas	3.400.040	10.676.441	2.173.881	1.014.262
	Pulang Pisau	257.106.900	216.404.219	12.320.201	12.467.211
	Panaru-Palangkaraya (U)	192		641	
	Satui	1.445.872.000	3.067.467.000	91.201.531	469.792.341
	Banjarmasin	13.450.221.882	14.237.057.496	894.166.243	1.456.787.679
	Samarinda		5.197.000		389.775
Total Kalimantan Tengah		**18.794.128.150**	**20.677.947.607**	**1.824.400.421**	**3.102.293.463**
Kalimantan Selatan					
	Musi River/Boom Baru	16.482.132	282.240	631.266	500.229
	Tanjung Priok	224.176.843	185.691.406	195.651.978	229.048.328
	Soekarno-Hatta (U)	90.785	414.249	51.686.684	80.202.580
	Adi Sucipto (U)	522		13.490	
	Tanjung Perak	158.136.016	148.202.171	170.248.191	210.885.804
	Juanda (U)-Surabaya	586	14	29.321.552	157
	Merak	47.900.000		2.634.500	
	Ngurah Rai (U)	692	1.093	10.141	6.400
	Atapupu	40	350	250	200
	Kotabaru (U)		216.614.000		6.649.666
	North Pulau Laut	3.536.367.000	3.088.877.000	225.280.406	281.091.549
	Satui	40.147.009.462	34.485.086.000	1.239.055.893	2.040.808.843
	Tarjun	871.866.518	1.054.969.408	457.470.416	659.816.985
	Pulau Laut	3.432.757.840	2.158.799.935	402.634.968	598.033.924
	Banjarmasin	52.916.033.541	58.246.897.847	2.189.957.504	4.033.882.813
	Kotabaru	7.240.815.756	13.260.187.583	206.083.352	678.484.768
	Asam Asam	4.707.619.000	4.446.899.000	170.165.481	245.153.790
	Balikpapan	12.000.201		454.688	
	Samarinda		52.194.808		3.857.934
	Nunukan		10.000		7.014
Total Kalimantan Selatan		**113.311.256.934**	**117.345.127.104**	**5.341.300.762**	**9.068.430.985**
Kalimantan Timur					
	Hang Nadim (U)	70.492		282.821	
	Tanjung Priok	74.638.217	56.575.331	62.942.566	61.128.040
	Jakarta / Pasar Ikan		1.133		15.881
	Soekarno-Hatta (U)	336.351	1.606.799	3.477.427	13.776.245
	Tanjung Emas	4.847	2.875	97.256	124.439
	Tanjung Perak	51.368.690	42.575.793	74.177.246	85.205.041
	Juanda (U)-Surabaya	1.134		10.362	
	Ngurah Rai (U)	5.129	10.501	155.402	336.717
	Asam Asam		10.766.000		1.001.267
	Kariangau	6.395.794		18.330.834	
	Tanah Grogot	49.500.000		1.143.945	
	Tanjung Bara, Kl	52.258.867.000	44.121.019.000	2.436.403.598	3.689.252.423
	Balikpapan	28.562.569.311	34.344.935.823	2.371.412.682	5.211.290.471
	Samarinda	78.893.897.706	82.809.178.430	3.289.541.624	6.295.503.893
	Tanjung Redep	26.900.180.536	28.456.447.000	1.183.540.496	2.288.563.299
	Pasir/Tanah Grogot	3.723.063		1.559.603	
	Tanjung Sangata	286.368.000	80.550.000	8.867.757	10.672.875
	Sepinggan (U)	263.543	129.169	1.845.062	2.430.144
	Bontang	17.305.235.056	16.496.643.790	2.476.589.169	4.255.425.514
	Temindung (U)		51.389.000		5.231.561
	Adang Bay	22.453.087.640	23.862.143.000	814.831.594	1.596.459.692
	Sangkulirang	14.420.315.000	16.053.510.000	355.164.034	795.692.768
	Nunukan		37.090		43.073
	Makassar	314.930	345.540	359.436	433.190
	Hasanuddin (U)	10.925	39.575	45.453	166.230
Total Kalimantan Timur		**241.267.153.364**	**246.387.905.851**	**13.100.778.367**	**24.312.752.764**

https://www.bps.go.id

Tabel 4. Ekspor Provinsi Asal Barang Dirinci Menurut Pelabuhan Muat, 2020—2021

Provinsi Asal	Pelabuhan Muat	Berat Bersih (KG)		Nilai FOB (US$)	
		2020	2021	2020	2021
(1)	(2)	(3)	(4)	(6)	(7)
Kalimantan Utara					
	Tanjung Priok	2.449.166	2.315.037	3.457.916	2.821.347
	Soekarno-Hatta (U)	600	91	10.381	3.904
	Tanjung Perak	55.928.545	33.632.844	120.803.512	124.150.189
	Juanda (U)-Surabaya	40		581	
	Ngurah Rai (U)	11	5	395	35
	Samarinda		44.306.000		4.278.350
	Tanjung Redep	51.500	95.800	424.312	825.568
	Tanjung Selor	1.348.743.160	2.616.845.807	41.470.260	100.904.805
	Lingkas Tarakan	15.454.182.379	15.366.965.189	704.188.469	1.302.526.225
	Nunukan	888.231.909	747.567.834	127.100.134	169.487.492
	Bunyu	934.427.200	2.080.385.000	13.298.584	48.824.629
	Makassar	4.587.880	4.618.020	7.541.051	10.205.004
Total Kalimantan Utara		**18.688.602.389**	**20.896.731.627**	**1.018.295.595**	**1.764.027.546**
Sulawesi Utara					
	Tanjung Priok	59.564.295	29.727.122	190.476.859	101.947.503
	Soekarno-Hatta (U)	893.951	604.808	81.362.798	105.252.667
	Tanjung Perak	13.219.149	22.706.211	34.098.731	49.835.421
	Juanda (U)-Surabaya	6		29	
	Ngurah Rai (U)	55.787	597	457.307	7.744
	Lirung	1.253		30.017	
	Amurang	177.527.660	210.324.746	115.834.105	216.973.262
	Bitung	555.098.500	576.294.266	320.565.249	616.453.961
	Sam Ratulangi (U)	155.037	251.238	1.477.294	2.456.693
	Labuhan Uki	734.631.000	552.150.491	26.453.609	22.760.690
	Makassar	3.386.952	871.777	8.136.893	1.441.271
	Hasanuddin (U)	9.649	18.751	64.329	162.210
Total Sulawesi Utara		**1.544.543.239**	**1.392.950.006**	**778.957.218**	**1.117.291.420**
Sulawesi Tengah					
	Belawan	120		660	
	Tanjung Priok	12.851.807	44.286.095	19.458.590	33.492.873
	Soekarno-Hatta (U)	3.911	14.600	86.860	195.020
	Tanjung Emas	2.914.072	2.288.480	3.996.233	3.293.010
	Tanjung Perak	42.485.662	52.443.862	27.788.225	43.741.821
	Ngurah Rai (U)	129	6.650	2.322	246.465
	Luwuk	2.995.381.626	2.731.459.239	990.455.529	1.242.537.350
	Kolonedale	4.851.717.104	7.049.326.041	6.411.797.773	10.805.523.004
	Pantoloan	13.638.228	5.228.750	24.693.704	9.674.081
	Makassar	717.670	1.461.963	859.002	813.718
	Hasanuddin (U)		236		690
	Gorontalo	6.100.000		1.445.700	
Total Sulawesi Tengah		**7.925.810.330**	**9.886.515.916**	**7.480.584.597**	**12.139.518.033**
Sulawesi Selatan					
	Belawan	69.810	81.240	283.236	433.765
	Tanjung Priok	102.799.806	138.802.527	250.531.630	395.520.240
	Jakarta / Pasar Ikan		12.000		58.200
	Soekarno-Hatta (U)	2.929.845	3.613.971	16.617.624	24.410.173
	Tanjung Emas	1.236	34.681	4.731	1.237.047
	Tanjung Perak	11.577.274	9.675.102	29.103.029	27.184.932
	Juanda (U)-Surabaya	11.022	45	34.785	223
	Benoa/Loloan		3.500		41.800
	Celukan Bawang		2.500		21.200
	Ngurah Rai (U)	101.368	34.887	1.013.322	967.337
	Balikpapan		31.000		30.530
	Samarinda	2.943.590		2.612.040	
	Nunukan		2.280		1.197
	Sam Ratulangi (U)	3.439	2.326	54.594	28.145
	Makassar	299.042.409	311.526.362	299.973.922	366.786.146
	Pare-Pare	101.949.824	448.400.764	2.844.121	13.687.698
	Ujungpandang	28.257.100	7.438.105	44.583.187	17.977.535
	Palopo	8.332.837	3.332.121	7.057.710	3.724.107
	Malili, Sulawesi	91.223.649	82.732.283	764.413.355	953.173.742
	Biring Kassi	1.577.360.973	1.791.080.325	51.902.318	60.079.653
	Hasanuddin (U)	702.622	574.981	2.857.760	2.765.294
	Tual		2.500		21.200
Total Sulawesi Selatan		**2.227.306.804**	**2.797.383.500**	**1.473.887.365**	**1.868.150.163**

https://www.bps.go.id

Tabel 4. Ekspor Provinsi Asal Barang Dirinci Menurut Pelabuhan Muat, 2020—2021

Provinsi Asal	Pelabuhan Muat	Berat Bersih (KG)		Nilai FOB (US$)	
		2020	2021	2020	2021
(1)	(2)	(3)	(4)	(6)	(7)
Sulawesi Tenggara					
	Belawan	9.000		396.037	
	Tanjung Priok	26.276.745	11.271.392	52.938.503	42.292.633
	Soekarno-Hatta (U)	29.900	37.461	128.509	543.338
	Tanjung Emas		15.271		697.673
	Tanjung Perak	68.468.933	107.104.024	183.477.214	359.914.685
	Ngurah Rai (U)	1.875	3.946	46.142	84.529
	Makassar	1.087.180	539.771	1.029.651	819.683
	Ujungpandang	25.751		33.912	
	Hasanuddin (U)		702		2.071
	Bau-Bau	116.902.101	50.002.000	4.221.382	1.500.060
	Kendari	1.362.655.443	2.119.379.836	2.035.553.586	3.958.926.745
	Pomalaa	47.539.037	18.731.298	119.424.943	58.915.858
	Wolter Monginsidi (U)	4.164	9.658	12.376	29.058
Total Sulawesi Tenggara		**1.623.000.129**	**2.307.095.357**	**2.397.262.254**	**4.423.726.332**
Gorontalo					
	Tanjung Priok	11.895	88.646	491.747	136.210
	Soekarno-Hatta (U)	62.560	19.666	675.871	209.918
	Tanjung Perak	9.686.114	16.864.927	16.139.709	36.349.171
	Ngurah Rai (U)	19.507	1	81.721	35
	Sam Ratulangi (U)	4.055	8.702	34.425	91.282
	Labuhan Uki	62.870.000		2.239.813	
	Hasanuddin (U)	50	3.858	536	34.874
	Gorontalo	58.833.448	30.261.992	13.244.959	4.978.609
Total Gorontalo		**131.487.629**	**47.247.791**	**32.908.780**	**41.800.098**
Sulawesi Barat					
	Belawan		10.600		493.430
	Tanjung Priok	4.909.239	4.986.510	11.556.219	11.761.880
	Soekarno-Hatta (U)	132	297	8.553	9.269
	Tanjung Perak		905.225		1.534.918
	Ngurah Rai (U)	0	39	161	238
	Pantoloan	761.496.565	613.566.432	483.065.447	651.780.335
	Makassar	46.988	56.452	82.239	140.318
	Ujungpandang	2.446.551		6.252.056	
	Mamuju	20.826.879		2.057.438	
Total Sulawesi Barat		**789.726.353**	**619.525.556**	**503.022.113**	**665.720.388**
Maluku					
	Tanjung Priok	560.726	851.337	2.051.705	3.985.466
	Soekarno-Hatta (U)	687.924	756.103	10.616.243	11.062.296
	Tanjung Perak	14.068.647	4.285.382	48.874.641	15.336.181
	Ngurah Rai (U)	18.117	33.630	303.430	888.071
	Sam Ratulangi (U)	64.255	130.005	343.620	646.914
	Makassar	9.907	121.260	85.697	268.299
	Ujungpandang	25.000		33.275	
	Hasanuddin (U)	207	23.125	993	134.532
	Bula	93.773.219	92.870.328	24.895.071	39.388.390
	Ambon	24.222	85.380	392.937	1.845.332
	Tual	6.853	21.650	120.087	241.080
	Dobo	23.977		221.787	
	Pattimura/Laha (U)		16.101		123.189
Total Maluku		**109.263.055**	**99.194.300**	**87.939.486**	**73.919.749**

https://www.bps.go.id

Tabel 4. Ekspor Provinsi Asal Barang Dirinci Menurut Pelabuhan Muat, 2020—2021

Provinsi Asal	Pelabuhan Muat	Berat Bersih (KG)		Nilai FOB (US$)	
		2020	2021	2020	2021
(1)	(2)	(3)	(4)	(6)	(7)
Maluku Utara					
	Tanjung Priok	895.745	616.808	1.465.502	1.958.676
	Soekarno-Hatta (U)	11.977	11.854	815.808	2.359.589
	Tanjung Perak	3.904.909	578.590	7.372.415	3.443.074
	Juanda (U)-Surabaya	8		15.142	
	Ngurah Rai (U)	3.691		111.994	
	Makassar	10.012	252.007	56.846	1.714.190
	Ujungpandang	8.100		19.600	
	Ternate	19.204		796.964	
	Obi Island	614.305.607	1.813.677.220	976.859.642	4.030.910.557
	Taliabu	850.233.000	511.970.302	50.939.352	53.328.921
Total Maluku Utara		**1.469.392.252**	**2.327.106.780**	**1.038.453.266**	**4.093.715.006**
Papua Barat					
	Tanjung Priok	18	72.984	230	718.481
	Soekarno-Hatta (U)	186.463	285.782	11.164.731	13.349.992
	Tanjung Emas	23.000		40.710	
	Tanjung Perak	5.252.481	4.701.948	13.220.961	10.082.780
	Ciwandan		5.000		12.000
	Ngurah Rai (U)	1	4	161	82
	Atapupu	4.300.000		292.100	
	Hasanuddin (U)	25.553	101.092	254.539	1.081.968
	Sorong	67.245.161		16.295.651	
	Manokwari	448.749.150	406.750.949	16.165.981	20.244.075
	Sorong / Jefman (U)		2.210		19.355
	Bintuni, Irian Jaya	6.513.017.006	5.515.249.711	1.738.463.515	2.031.784.655
	Jayapura		20		193
Total Papua Barat		**7.038.798.831**	**5.927.169.699**	**1.795.898.577**	**2.077.293.581**
Papua					
	Tanjung Priok	37.296	31.400	54.929	53.506
	Soekarno-Hatta (U)	37.523	236.561	1.162.233	1.112.046
	Tanjung Emas	187.671	23.072	173.909	25.787
	Tanjung Perak	46.922.203	41.037.329	56.984.455	56.899.623
	Juanda (U)-Surabaya	384		104	
	Ngurah Rai (U)	14	15	1.147	335
	Makassar		4.694		59.640
	Hasanuddin (U)		1.250		5.983
	Jayapura	275.934	745	138.610	37.428
	Serui	97.068.210	107.447.998	74.401.162	125.179.120
	Amamapare	900.072.345	1.728.482.736	1.824.977.404	4.296.764.620
	Jayapura / Sentani (U)	2.731		24.786	
	Bade, Irian Jaya	32.905.442	22.346.300	17.827.130	17.767.621
Total Papua		**1.077.509.753**	**1.899.612.101**	**1.975.745.869**	**4.497.905.707**
Total Ekspor Indonesia		**579.678.223.656**	**621.667.835.736**	**163.191.838.163**	**231.609.479.580**

https://www.bps.go.id

DATA

MENCERDASKAN BANGSA

Enlighten The Nation

https://www.bps.go.id

BADAN PUSAT STATISTIK
Statistics Indonesia

Jl. dr. Sutomo No. 6-8 Jakarta 10710
Telp : (021) 3841195, 3842508, 3810291-4, Fax : (021) 3857046
Homepage : http://www.bps.go.id *E-mail* : bpshq@bps.go.id