

Buletin Statistik Perdagangan Luar Negeri  
*Foreign Trade Statistical Bulletin*

## **EKSPOR /EXPORTS**

ISSN : 0126 - 5775

No. Publikasi / *Publication Number* : 05410.0706

Katalog BPS / *BPS Catalogue*: 8101.

Ukuran Buku / *Book Size* : 21 Cm X 29 Cm

Jumlah Halaman / *Total Pages* : 125 Halaman / *Pages*

Naskah / *Manuscript* :

Bagian Statistik Ekspor

*Export Statistics Division*

Gambar Kulit / *Cover Design* :

Bagian Statistik Ekspor

*Export Statistics Division*

Diterbitkan oleh / *Published by* :

Badan Pusat Statistik, Jakarta - Indonesia

*CBS, Indonesia*

Dicetak oleh / *Printed by* :

CV Rioma

Boleh dikutip dengan menyebut sumbernya

*May be cited with reference to the source*

<https://www.bps.go.id>

## KATA PENGANTAR

Buletin Statistik Perdagangan Luar Negeri Ekspor yang diterbitkan secara bulanan memuat data ekspor menurut sektor, Perkembangan ekspor komoditi pertanian, Perkembangan ekspor komoditi industri, Perkembangan ekspor komoditi pertambangan dan Perkembangan ekspor Indonesia menurut komoditi dan negara tujuan secara kumulatif dari Januari sampai bulan berjalan.

Buletin ini juga menyajikan ulasan singkat tentang perbandingan, pertumbuhan dan peranan serta data pokok yang cukup menonjol atau yang mengalami perubahan yang signifikan. Diharapkan dengan adanya informasi semacam ini, para pengguna data ekspor dapat melihat dan mengikuti perkembangan ekspor secara garis besar.

Kepada para pengguna data, saran dan kritik yang bersifat konstruktif demi penyempurnaan publikasi ini, sangat diharapkan. Dengan demikian usaha BPS untuk meningkatkan pelayanan dan pemasyarakatan statistik (khususnya data Statistik Ekspor) dapat dilaksanakan secara baik dan berkesinambungan.

Jakarta, Juni 2007

BADAN PUSAT STATISTIK  
KEPALA,

**DR. Rusman Heriawan**

NIP. 340003999

## **ISI / CONTENT**

Halaman / Page

Kata Pengantar / <i>Preface</i> .....	iii
Isi / <i>Content</i> .....	iv
Ringkasan / <i>Highlight</i> .....	v - xiv

### **Jilid / Volume**

Tabel 1. Ringkasan Perkembangan Ekspor Indonesia .....	1
Tabel 2. Perkembangan Ekspor Komoditi Pertanian .....	1
Tabel 3. Perkembangan Ekspor Komoditi Industri .....	2
Tabel 4. Perkembangan Ekspor Komoditi Pertambangan .....	4
Tabel 5. Perkembangan Ekspor Indonesia Menurut Komoditi dan Negara Tujuan .....	5

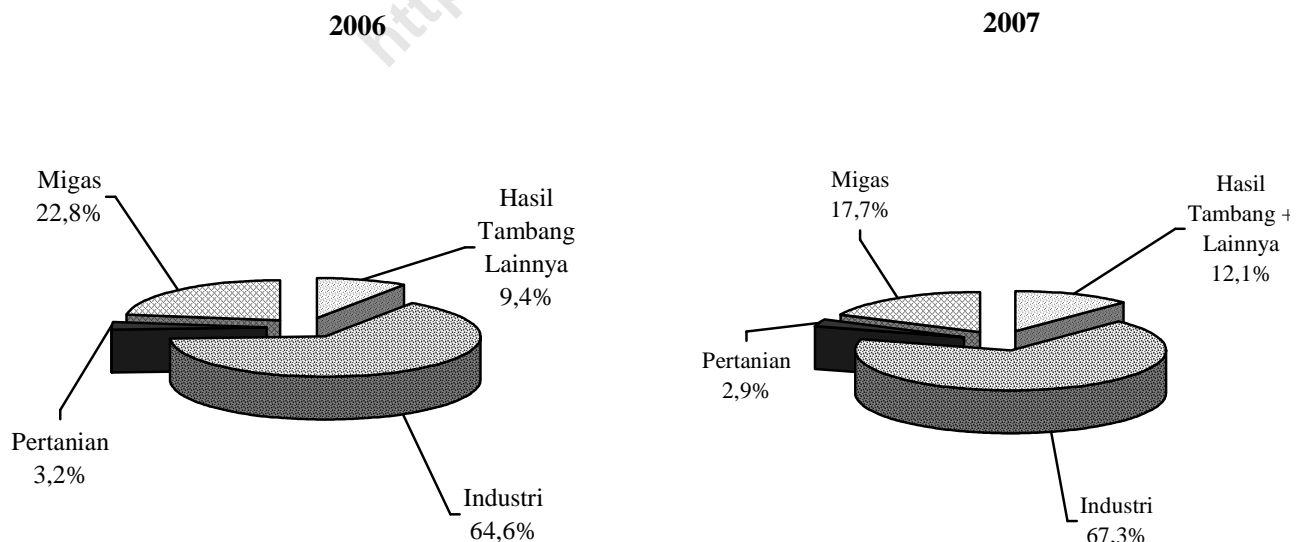
## RINGKASAN

Ekspor Indonesia pada periode Januari - April 2007 mencapai nilai US\$ 34 495,0 juta dengan volume 110 062,7 ribu ton, yang terdiri dari US\$ 6 100,9 juta hasil ekspor minyak dan gas bumi dan US\$ 28 394,1 juta hasil ekspor komoditi non migas.

Dibandingkan periode yang sama tahun 2006, nilai ekspor naik US\$ 4 401,6 juta, karena adanya kenaikan ekspor non migas senilai US\$ 5 142,3 juta, namun demikian, dari kelompok migas mengalami

penurunan sebesar US\$ 740,6 juta atau turun 10,83 persen dibanding periode yang sama tahun sebelumnya. Walaupun demikian, diperlihatkan bahwa penerimaan dari sektor migas masih bisa diharapkan, karena perkembangan harga di pasaran internasional menunjukkan peningkatan. Bulan April 2007 harga minyak mentah Indonesia US\$ 67,91 per barelnya, turun sebesar US\$ 1,01 per barel dibandingkan bulan April 2006.

**Grafik 1 : PERBANDINGAN NILAI EKSPOR INDONESIA PADA JANUARI-APRIL 2006 & 2007**

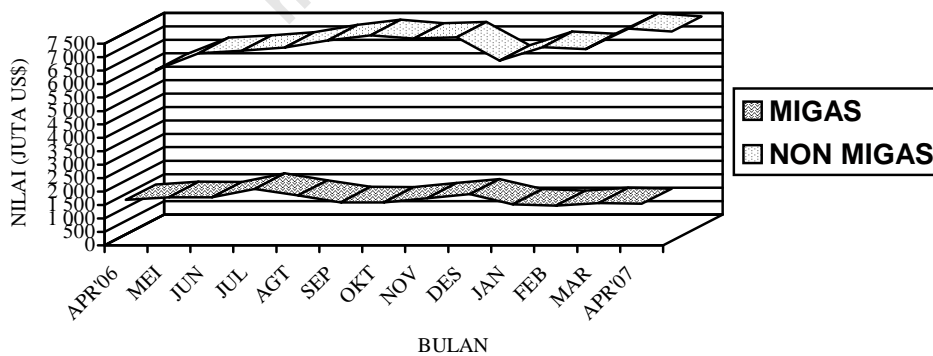


Pada Grafik 1 ditampilkan perbandingan nilai ekspor selama Periode Januari - April 2006 dan 2007. Sedangkan trend perkembangannya dari bulan April 2006 sampai dengan April 2007 disajikan pada Grafik 2, 3, dan 4. Nilai ekspor kelompok migas pada Januari - April 2006 senilai US\$ 6 841,5 juta yang terdiri dari minyak mentah, hasil minyak dan gas masing-masing senilai US\$ 2 749,6 juta, US\$ 782,0 juta, dan US\$ 3 309,9 juta. Sedangkan pada Januari - April 2007 nilai untuk

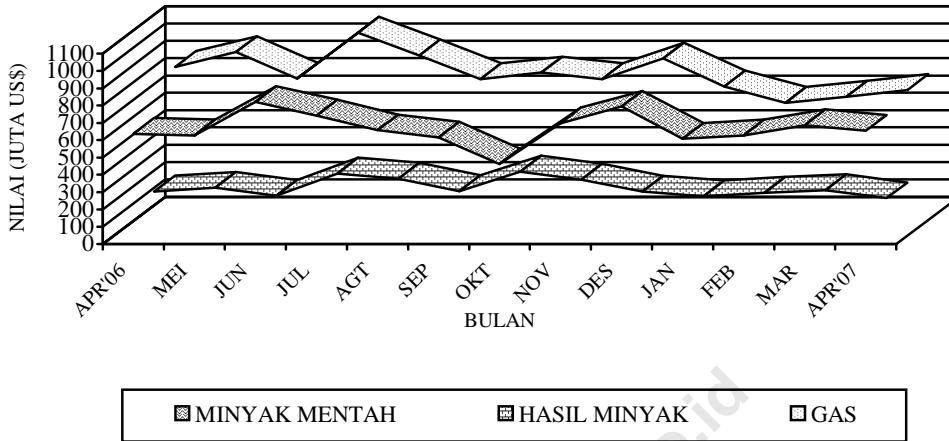
kelompok migas masing-masing sebesar US\$ 2 578,1 juta, US\$ 783,8 juta dan US\$ 2 739,0 juta.

Nilai ekspor untuk kelompok non migas yang terdiri dari hasil pertanian, industri serta hasil tambang dan lainnya pada bulan Januari - April 2006 masing-masing US\$ 972,6 juta, US\$ 19 454,5 juta, dan US\$ 2 824,8 juta. Sementara itu pada periode Januari - April 2007 masing-masing mencapai US\$ 987,1 juta, US\$ 23 216,1 juta, dan US\$ 4 190,9 juta.

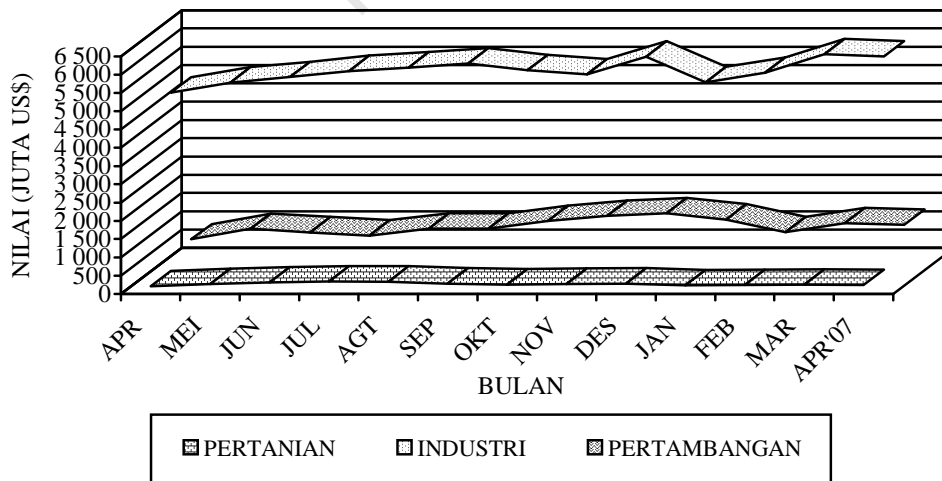
**Grafik 2 : PERKEMBANGAN NILAI EKSPOR MIGAS DAN NON MIGAS SELAMA APRIL 2006 SAMPAI DENGAN APRIL 2007**



**Grafik 3 : PERKEMBANGAN NILAI EKSPOR KOMODITI MIGAS  
SELAMA APRIL 2006 SAMPAI DENGAN APRIL 2007**



**Grafik 4 : PERKEMBANGAN NILAI EKSPOR KOMODITI NON MIGAS  
SELAMA APRIL 2006 SAMPAI DENGAN APRIL 2007**



**Tabel A. RINGKASAN EKSPOR NON MIGAS INDONESIA  
(JUTA US\$)**

<b>Tahun dan Bulan</b>	<b>Hasil sektor pertanian</b>	<b>Hasil sektor industri</b>	<b>Hasil sektor tambang</b>	<b>Total</b>
<b>[1]</b>	<b>[2]</b>	<b>[3]</b>	<b>[4]</b>	<b>[6]</b>
2005				
Maret	233,0	4 633,1	723,9	5 590,0
April	238,5	4 481,5	501,6	5 221,6
Mei	218,9	4 842,9	719,9	5 781,7
Juni	218,8	4 534,1	624,5	5 377,4
Juli	289,7	4 572,5	667,1	5 529,3
Agustus	214,3	4 563,4	699,3	5 477,0
September	273,7	4 852,8	675,6	5 802,1
Oktober	267,3	5 273,5	590,9	6 131,7
November	221,4	4 034,4	1 016,0	5 271,8
Desember	262,7	5 187,5	848,4	6 298,6
2006				
Januari	237,4	4 527,8	968,6	5 733,8
Pebruari	279,1	4 920,0	561,2	5 760,3
Maret	240,9	4 922,2	645,3	5 808,4
April	212,5	5 085,0	651,8	5 949,3
Mei	274,9	5 363,9	941,6	6 580,4
Juni	316,1	5 512,1	843,0	6 671,2
Juli	344,1	5 679,8	757,9	6 781,8
Agustus	338,3	5 773,3	947,2	7 058,8
September	289,3	5 881,2	947,3	7 242,8
Oktober	263,0	5 699,5	1 157,1	7 119,6
November	280,9	5 589,6	1 297,2	7 167,7
Desember	288,4	6 069,5	1 366,1	7 715,0
2007				
Januari	235,8	5 370,6	1 194,9	6 801,3
Pebruari	247,7	5 631,7	846,7	6 726,1
Maret	256,7	6 138,0	1 095,5	7 490,2
April	246,9	6 075,8	1 053,8	7 376,5

Dipandang dari negara tujuan ekspor (Tabel B), pada bulan April 2007 kelompok migas yang ditujukan ke kawasan Asia Selatan & Tenggara dan Australia & Oceania, sebesar masing-masing US\$ 147,2 juta, dan US\$ 126,1 juta memperlihatkan peningkatan dibanding tahun 2006. Negara yang memperlihatkan peningkatan ekspor kelompok migas lainnya, adalah Muangthai dengan persentase peningkatan sebesar 86,01 persen, Singapura dengan persentase

peningkatan sebesar 40,92 persen dan China dengan persentase peningkatan sebesar 1,47 persen, sedangkan Jepang dan Philipina memperlihatkan penurunan dibanding tahun 2006, masing-masing dengan persentase penurunan sebesar 6,68 persen dan 81,95 persen. Dari Tabel B juga terlihat bahwa ekspor komoditi migas pada bulan April 2007 menunjukkan penurunan menjadi US\$ 1 536,6 juta.

**Tabel B : Perkembangan Ekspor Migas & Non Migas Indonesia Menurut Negara Tujuan, April 2006 & April 2007 (Juta US\$)**

Kawasan Negara Ekspor	Migas			Non Migas		
	April 2006	April 2007	Perubahan (%)	April 2006	April 2007	Perubahan (%)
• <b>Asia Timur</b>	1 362,1	1 230,6	-9,66	1 893,3	2 344,4	23,83
- Jepang	737,5	688,2	-6,68	902,8	1 036,6	14,83
- China	199,0	202,0	1,47	437,3	564,6	29,11
• <b>Asia Selatan &amp; Tenggara</b>	139,7	147,2	5,40	1 632,8	2 138,2	30,95
- Muangthai	12,2	22,6	86,01	154,4	203,9	32,04
- Singapura	78,7	110,9	40,92	604,3	623,8	3,22
- Philipina	1,5	0,3	-81,95	90,8	145,1	59,71
- Malaysia	29,8	13,2	-55,70	313,0	367,1	17,28
• <b>Asia Barat</b>	0,0	0,0	-	271,5	334,6	23,22
• <b>Afrika</b>	0,1	0,0	-100,00	146,3	183,5	25,49
• <b>Australia &amp; Oseania</b>	105,4	126,1	19,71	135,3	201,0	48,57
• <b>Amerika Utara</b>	84,7	32,6	-61,56	864,8	911,8	5,43
- Amerika Serikat	84,7	32,6	-61,56	821,7	858,9	4,53
• <b>Amerika Tengah &amp; Selatan</b>	0,0	0,0	-	120,6	147,0	21,93
• <b>Eropa Barat</b>	0,0	0,0	-	815,4	1 007,1	23,52
• <b>Eropa Timur</b>	0,1	0,1	00,00	69,5	108,9	56,76
<b>Total Ekspor</b>	<b>1 692,0</b>	<b>1 536,6</b>	<b>-9,18</b>	<b>5 949,3</b>	<b>7 376,5</b>	<b>23,99</b>



Pada kelompok non migas nilai ekspor mengalami peningkatan hingga mencapai US\$ 7 376,5 juta, atau sebesar 23,99 persen.

Pada tabel 1 disajikan ekspor menurut sektor. Disini terlihat bahwa perolehan devisa terbesar pada periode Januari - April 2007 berasal dari sektor industri dengan nilai US\$ 23 216,1 juta atau sekitar 67,30 persen dari total ekspor, sedangkan pada periode Januari - April 2006 juga berasal dari sektor industri dengan nilai US\$ 19 454,5 juta atau sekitar 64,65 persen dari total ekspor. Dibandingkan periode yang sama tahun sebelumnya, sektor industri mengalami peningkatan 19,34 persen.

Pada tabel 2 disajikan perkembangan ekspor komoditi hasil pertanian, selama periode Januari - April 2007, komoditi andalan sektor pertanian antara lain udang segar/beku dengan nilai US\$ 285,8 juta (28,95 persen); ikan dan lain-lain dengan nilai US\$ 184,0 juta (18,64 persen); biji coklat dengan nilai US\$ 143,1 juta (14,50 persen); kopi dengan nilai US\$ 124,0 juta (12,56 persen); rempah-rempah dengan nilai US\$ 55,8 juta (5,65 persen); hasil pertanian lainnya dengan nilai US\$ 52,2 juta (5,29 persen); buah-buahan dengan nilai US\$ 40,4 juta (4,09 persen); tembakau dengan nilai US\$ 20,5 juta (2,08 persen); teh dengan nilai US\$ 16,9 juta (1,71 persen);

bahan nabati lainnya dengan nilai US\$ 16,3 juta (1,65 persen).

Pada tabel 3 disajikan perkembangan ekspor komoditi hasil industri, selama periode Januari - April 2007, komoditi andalan sektor industri antara lain tekstil dengan nilai US\$ 3 165,5 juta (13,63 persen); barang dari logam tidak mulia dengan nilai US\$ 2 631,9 juta (11,34 persen); alat listrik, ukur, fotografi, dll dengan nilai US\$ 2 584,6 juta (11,13 persen); minyak nabati dengan nilai US\$ 2 309,1 juta (9,95 persen); karet alam olahan dengan nilai US\$ 1 833,5 juta (7,90 persen); bahan kimia dengan nilai US\$ 1 180,6 juta (5,09 persen); kayu olahan dengan nilai US\$ 1 091,0 juta (4,70 persen); kertas dan barang dari kertas dengan nilai US\$ 1 005,5 juta (4,33 persen); meubel dan bagian-bagiannya dengan nilai US\$ 713,0 juta (3,07 persen); makanan olahan dengan nilai US\$ 683,9 juta (2,95 persen).

Pada tabel 4 disajikan perkembangan ekspor komoditi hasil pertambangan, selama periode Januari - April 2007, komoditi andalan sektor pertambangan antara lain batu bara dengan nilai US\$ 2 121,9 juta (50,67 persen) dan biji tembaga dengan nilai US\$ 1 757,8 juta (41,97 persen). Ekspor batu bara mengalami peningkatan 24,07 persen dibanding periode yang sama tahun

sebelumnya, dan biji tembaga mengalami peningkatan 74,87 persen dibanding periode yang sama tahun sebelumnya.

Perkembangan ekspor Indonesia menurut komoditi dan negara tujuan yang disajikan pada Tabel 5, memperlihatkan bahwa ekspor selama ini lebih banyak bertumpu pada 15 komoditi utama, (ringkasan disajikan pada Tabel C yang diurut menurut nilai ekspor). Lima belas komoditi tersebut pada periode Januari - April 2007 menyumbang sekitar 63,48 persen dari ekspor non migas.

Batu bara mempunyai nilai US\$ 2 121,9 juta, naik US\$ 411,6 juta dari tahun lalu, komoditi ini menyumbang sekitar 7,47 persen ekspor non migas nasional pada periode Januari - April 2007.

Nilai ekspor minyak kelapa sawit selama periode Januari - April 2007 naik US\$ 570,2 juta menjadi US\$ 1 898,9 juta.

Pada periode Januari - April 2007 nilai ekspor pakaian jadi US\$ 1 816,4 juta, yang naik dibanding tahun lalu sebesar US\$ 149,4 juta atau naik sekitar 8,96 persen.

Komoditi biji tembaga diekspor dengan nilai US\$ 1 757,8 juta atau 6,19 persen, alat listrik diekspor dengan nilai US\$ 1 515,7 juta atau sekitar 5,34 persen dari perolehan devisa non migas.

Selama periode Januari - April 2007, industri lainnya nilai ekspornya mencapai US\$ 1 389,3 juta, sedangkan tahun sebelumnya senilai US\$ 1 048,8 juta, atau terjadi peningkatan sekitar US\$ 340,5 juta (32,47 persen). Crumb rubber nilai ekspornya naik US\$ 97,3 juta (8,75 persen) menjadi US\$ 1 209,5 juta.

Perolehan devisa dari kertas dan barang dari kertas pada periode Januari - April 2007 diekspor dengan nilai US\$ 1 005,5 juta atau sekitar 3,54 persen dari kelompok non migas. Audio visual pada periode Januari - April 2007 diekspor dengan nilai US\$ 929,7 juta, sedangkan tahun sebelumnya US\$ 792,4 juta.

Textil lainnya nilai ekspornya naik US\$ 75,9 juta menjadi US\$ 900,1 juta. Sedangkan nilai ekspor bahan kimia organik dalam periode Januari - April 2007 naik 75,96 persen menjadi US\$ 825,9 juta. tembaga nilai ekspornya naik US\$ 176,9 juta menjadi US\$ 775,7 juta, Besi/baja nilai ekspornya naik US\$ 134,8 juta menjadi US\$ 696,1 juta. Meubel dan bagian-bagiannya (dari bahan lainnya) nilai ekspornya naik US\$ 55,2 juta menjadi US\$ 594,8 juta. Nikel nilai ekspornya naik US\$ 328,3 juta menjadi US\$ 587,4 juta.

**Tabel C : Ekspor Utama Barang Bukan Migas  
Periode Januari - April, 2006 dan 2007**

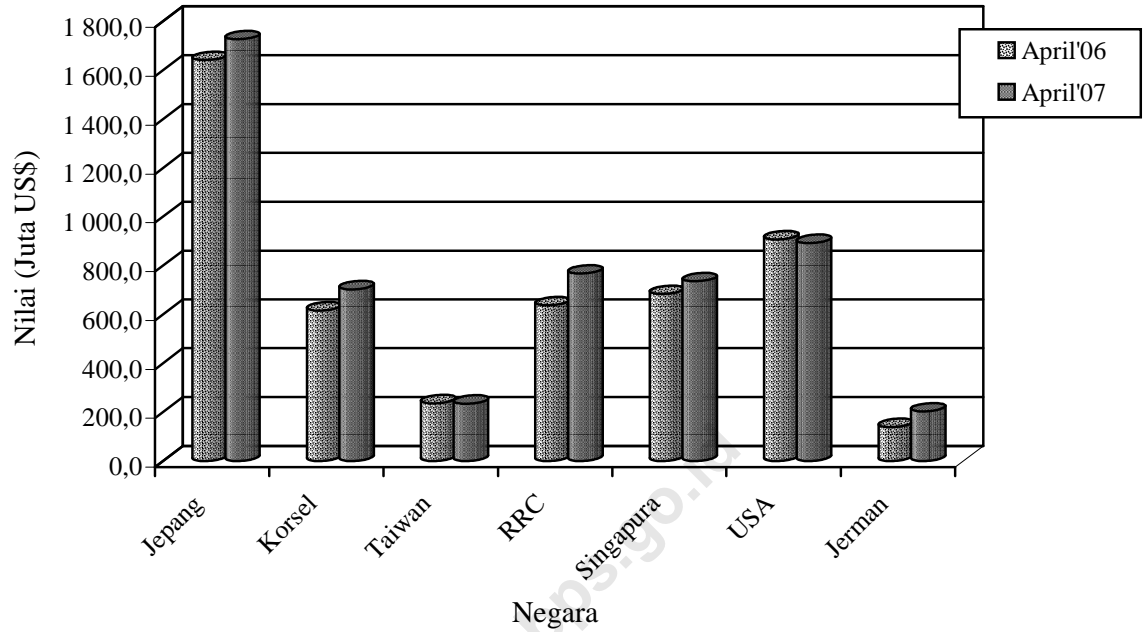
HS	Nilai FOB (Juta US\$)		Perubahan		% Peran 2007 (Terhadap Non Migas)
	2006	2007	Absolut	Persen	
Batu bara	1 710,2	2 121,9	411,6	24,07	7,47
Minyak kelapa sawit	1 328,7	1 898,9	570,2	42,92	6,69
Pakaian jadi	1667,0	1 816,4	149,4	8,96	6,40
Biji tembaga	1005,2	1 757,8	752,6	74,87	6,19
Alat listrik	1 426,4	1 515,7	89,3	6,26	5,34
Industri lainnya	1 048,8	1 389,3	340,5	32,47	4,89
Crumb rubber	1 112,2	1 209,5	97,3	8,75	4,26
Kertas dan barang dari kertas	905,6	1 005,5	99,8	11,02	3,54
Audio visual	792,4	929,7	137,3	17,33	3,27
Textil lainnya	824,1	900,1	75,9	9,22	3,17
Bahan kimia organik	469,4	825,9	356,6	75,96	2,91
Tembaga	598,8	775,7	176,9	29,55	2,73
Besi/baja	561,3	696,1	134,8	24,03	2,45
Meubel dan bagian-bagiannya (dari bahan lainnya)	539,6	594,8	55,2	10,23	2,09
Nikel	259,1	587,4	328,3	126,72	2,07
<b>Total Komoditi Utama</b>	<b>14 248,7</b>	<b>18 024,6</b>	<b>3 775,9</b>	<b>26,50</b>	<b>63,48</b>

Nilai ekspor periode Januari - April 2007, menurut negara kelompok ekonomi, ke kelompok negara APEC adalah yang terbesar yaitu mencapai 73,49 persen dari total ekspor yaitu US\$ 25 349,0 juta, diantaranya US\$ 6 413,5 juta ke ASEAN dan US\$ 3 893,3 juta ke NAFTA. Sementara nilai ekspor ke Uni Eropa sebesar 12,42 persen (US\$ 4 284,8 juta) dan ke Timur Tengah sebesar 3,78 persen (US\$ 1 302,2 juta). Ditinjau dari perkembangannya, nilai ekspor ke negara-negara APEC naik 10,41 persen dibanding keadaan tahun 2006 yang terdiri dari peningkatan ekspor menuju Korea Selatan sebesar 5,05 persen, menuju ASEAN sebesar 14,63 persen, menuju NAFTA sebesar 4,00 persen. Sedangkan ke Jepang sebesar 2,62 persen

Nilai ekspor periode Januari - April 2007, menuju tujuh negara tujuan utama yaitu Jepang, Korea Selatan, Taiwan, RR China, Singapura, Amerika dan Jerman mencapai sebesar US\$ 20 579,7 juta atau sekitar 59,66 persen dari total ekspor. Dibandingkan periode tahun sebelumnya nilai ini naik US\$ 1 772,2 juta atau sekitar 9,42 persen.

Selain tujuh negara tujuan utama di atas, negara tujuan yang membeli produk nasional di atas US\$ 70 juta pada bulan April 2007 antara lain Hongkong, Malaysia dan Australia masing-masing dengan nilai US\$ 147,6 juta, US\$ 380,3 juta dan US\$ 289,9 juta. Sedangkan dari kawasan Eropa antara lain ke Belanda dan Inggris masing-masing dengan nilai US\$ 250,9 juta dan US\$ 121,5 juta.

**Grafik 5: EKSPOR INDONESIA MENURUT NEGARA TUJUAN UTAMA BULAN MARET 2006 & 2007**



Perbandingan nilai ekspor bulan April 2006 dan 2007 ke beberapa negara tertentu disajikan pada Grafik 5.

TABEL 1. RINGKASAN PERKEMBANGAN EKSPOR INDONESIA

JENIS BARANG	BERAT BERSIH (RIBU TON)		PERUB	NILAI FOB (JUTA US \$)		PERUB
	JAN-APR 2006	JAN-APR 2007	%	JAN-APR 2006	JAN-APR 2007	%
	(1)	(2)	(3)	(4)	(5)	(6)
<b>Total Ekspor</b>	<b>93,929.1</b>	<b>110,062.7</b>	<b>17.18</b>	<b>30,093.4</b>	<b>34,495.0</b>	<b>14.63</b>
<b>MIGAS</b>	15,798.0	15,031.6	-4.85	6,841.5	6,100.9	-10.83
MINYAK MENTAH	6,089.9	6,139.8	0.82	2,749.6	2,578.1	-6.24
HASIL MINYAK	1,960.0	2,009.5	2.53	782.0	783.8	0.23
GAS ALAM	7,748.1	6,882.4	-11.17	3,309.9	2,739.0	-17.25
<b>NON MIGAS</b>	78,131.1	95,031.1	21.63	23,251.8	28,394.1	22.12
HASIL PERTANIAN	751.7	666.6	-11.32	972.6	987.1	1.49
HASIL INDUSTRI	17,798.0	19,896.6	11.79	19,454.5	23,216.1	19.34
HASIL TAMBANG	59,580.5	74,466.7	24.98	2,822.5	4,187.7	48.37
LAINNYA	0.9	1.2	34.46	2.3	3.2	37.36

TABEL 2. PERKEMBANGAN EKSPOR KOMODITI HASIL PERTANIAN

JENIS BARANG	BERAT BERSIH (TON)		PERUB	NILAI FOB (RIBU US \$)		PERUB
	JAN-APR 2006	JAN-APR 2007	%	JAN-APR 2006	JAN-APR 2007	%
	(1)	(2)	(3)	(4)	(5)	(6)
<b>TOTAL PERTANIAN</b>	<b>751,709</b>	<b>666,650</b>	<b>-11.32</b>	<b>972,554</b>	<b>987,061</b>	<b>1.49</b>
KARET ALAM	2,159	4,282	98.35	2,872	5,738	99.77
KOPI	122,554	60,538	-50.60	159,447	123,987	-22.24
KAYU BULAT	17	42	147.01	10	32	222.77
UDANG SEGAR/BEKU	46,889	42,292	-9.80	304,338	285,791	-6.09
TEH	14,833	12,465	-15.96	16,346	16,918	3.50
REMPAH-REMPAH	36,762	26,891	-50.18	52,100	55,781	7.06
-LADA HITAM	7,396	3,685	-50.18	9,761	9,189	-5.87
-LADA PUTIH	4,230	3,764	-11.00	8,923	14,318	60.45
-KAYU MANIS DAN BUNGANYA	11,991	9,119	-23.95	7,014	6,757	-3.67
-BIJI PALA & BUNGANYA DAN KAPULAGA	6,474	6,369	-1.62	16,240	18,435	13.51
-PANILI	49	40	-18.28	926	590	-36.32
-LAINNYA	6,623	3,915	-40.89	9,235	6,493	-29.69
TEBAKAU	11,443	8,717	-23.83	23,981	20,535	-14.37
BIJI COKLAT	131,591	105,574	-19.77	155,405	143,121	-7.90
IKAN DAN LAIN-LAIN	125,119	112,836	-45.15	143,531	184,014	28.21
-IKAN TONGKOL/TUNA	11,738	17,038	45.15	36,136	41,054	13.61
-UBUR-UBUR	863	1848	114.17	1,912	3,360	75.75
-KEPITING, KERANG-KERANGAN	12,488	21,376	71.16	42,421	57,123	34.66
-BEKICOT	916	805	-12.15	1,609	1,262	-21.56
-IKAN LAINNYA	99,113	71,771	-27.59	61,454	81,216	32.16
BIJI-BIJIAN	56,113	41,184	-64.05	12,037	12,520	4.02
-BIJI BUNGA	41	15	-64.05	872	414	-52.53
-BIJI KAPAS	202	10733	5,206.60	28	2,695	9,578.30
-BIJI LAINNYA	55,870	30,436	-45.52	11,137	9,412	-15.49
BULU BEBEK	88	128	44.18	90	127	40.86
DAMAR DAN GETAH DAMAR	8,313	13,696	64.75	6,078	10,149	66.98
KOPAL DAN LAIN-LAIN	9,411	10,670	13.38	6,627	7,776	17.33
SAYUR-SAYURAN	21,754	17,418	-19.93	8,217	7,672	-6.62
BUAH-BUAHAN	73,773	72,121	-2.24	34,343	40,358	17.51
KULIT KERANG DAN LAIN-LAIN	2,007	2,511	25.08	1,028	896	-12.83
TANAMAN OBAT	1,628	3,914	140.44	1,743	3,133	79.80

TABEL 2. PERKEMBANGAN EKSOR KOMODITI HASIL PERTANIAN

JENIS BARANG	BERAT BERSIH (TON)		PERUB	NILAI FOB (RIBU US \$)		PERUB
	JAN-APR 2006	JAN-APR 2007	%	JAN-APR 2006	JAN-APR 2007	%
(1)	(2)	(3)	(4)	(5)	(6)	(7)
BAHAN NABATI LAINNYA	26,830	28,699	13.45	13,078	16,279	24.47
-GANGGANG LAUT	24,134	27,380	13.45	11,867	14,962	26.08
-LAINNYA	2,696	1,319	-51.08	1,211	1,316	8.68
HASIL PERTANIAN LAINNYA	60,425	102,672	15.59	31,284	52,234	66.97
-MUTIARA	0	0	15.59	2,712	2,748	1.31
-LAINNYA	60425	102672	69.92	28,571	49,486	73.2

TABEL 3. PERKEMBANGAN EKSPOR KOMODITI HASIL INDUSTRI

JENIS BARANG	BERAT BERSIH (TON)		PERUB	NILAI FOB (RIBU US \$)		PERUB
	JAN-APR 2006	JAN-APR 2007	%	JAN-APR 2006	JAN-APR 2007	%
(1)	(2)	(3)	(4)	(5)	(6)	(7)
<b>TOTAL INDUSTRI</b>	<b>17,797,994</b>	<b>19,896,569</b>	<b>11.79</b>	<b>19,454,464</b>	<b>23,216,082</b>	<b>19.34</b>
KAYU OLAHAN	1,355,244	1,262,740	-6.83	943,958	1,091,040	15.58
-KAYU LAPIS	575,287	553,260	-3.83	376,606	500,041	32.78
-KAYU GERGAJIAN	136,251	104,941	-22.98	105,231	102,699	-2.41
-KAYU OLAHAN LAIN	643,705	604,539	-6.08	462,120	488,299	5.66
BARANG DARI LOGAM TIDAK MULIA	1,012,948	1,191,592	17.64	2,056,574	2,631,916	27.98
-TIMAH	43,552	17,694	-59.37	301,531	210,119	-30.32
-ALUMINIUM	109,868	96,992	-11.72	279,609	292,906	4.76
-NIKEL	28,686	34,497	20.26	259,085	587,385	126.72
-BESI/BAJA	710,900	702,054	-1.24	561,257	696,106	24.03
-TEMBAGA	99,874	110,762	10.90	598,771	775,717	29.55
-SENG	1,536	1,758	14.41	2,310	3,483	50.79
-LOGAM TIDAK MULIA LAIN	18,533	227,834	1,129.37	54,011	66,200	22.57
TEKSTIL	600,508	614,675	2.36	2,919,633	3,165,508	8.42
-PAKAIAN JADI	115,701	124,125	7.28	1,666,982	1,816,387	8.96
-KAIN TENUN	91,617	91,095	-0.57	428,546	449,069	4.79
-TEKSTIL LAINNYA	393,190	399,456	1.59	824,105	900,052	9.22
KARET ALAM OLAHAN	898,910	918,164	2.14	1,669,053	1,833,505	9.85
-BARANG DARI KARET	143,136	149,507	4.45	375,637	416,776	10.95
-SHEET	102,895	104,244	1.31	178,207	195,009	9.43
-CRUMB RUBBER	651,164	657,568	0.98	1,112,227	1,209,501	8.75
-CREPE	1,715	6,846	299.28	2,983	12,219	309.67
MAKANAN TERNAK	849,206	769,325	-9.41	53,074	72,742	37.06
-BUNGKIL KELAPA	108,329	54,707	-49.50	5,642	6,078	7.73
-DEDAK/BEKATUL	117,862	106,782	-9.40	11,056	16,304	47.47
-LAINNYA	623,015	607,836	-2.44	36,376	50,360	38.44
MINYAK ATSIRI DAN LAINNYA	17,047	18,969	11.27	66,456	84,417	27.03
-MINYAK ATSIRI LAINNYA	1,304	1,528	17.15	20,029	25,350	26.56
-WANGI-WANGIAN DARI MINYAK ATSIRI	15743	17441	10.79	46,426	59,067	27.23
ROTAN OLAHAN	6,639	8,894	33.96	5,880	8,586	46.03
MINYAK NABATI	4,362,320	4,295,262	-1.54	1,682,153	2,309,138	37.27
-MINYAK KELAPA SAWIT	3,625,124	3,605,599	-0.54	1,328,686	1,898,915	42.92
-MINYAK BIJI KELAPA SAWIT	426,207	410,785	-3.62	203,643	237,178	16.47
-MINYAK NABATI LAIN	310,989	278,879	-10.33	149,824	173,045	15.50
ASAM BERLEMAK	232,449	204,606	-11.98	114,591	115,499	0.79
-STEARIN	61,403	44,145	-28.11	28,979	29,091	0.39
-ASAM BERLEMAK LAIN	171,046	160,461	-6.19	85,611	86,408	0.93

TABEL 3. PERKEMBANGAN EKSPOR KOMODITI HASIL INDUSTRI

JENIS BARANG	BERAT BERSIH (TON)		PERUB	NILAI FOB (RIBU US \$)		PERUB
	JAN-APR 2006	JAN-APR 2007	%	JAN-APR 2006	JAN-APR 2007	%
	(1)	(2)	(3)	(4)	(5)	(6)
ALAT LISTRIK, UKUR, FOGRAFI, DLL	220,755	212,902	-3.56	2,349,101	2,584,561	10.02
-ALAT LISTRIK	169,662	171,447	1.05	1,426,352	1,515,665	6.26
-DIODE TRANSISTOR	469	346	-26.07	40,781	40,041	-1.82
-AUDIO VISUAL	47629	37201	-21.90	792,398	929,696	17.33
-FOTOGRAFI DAN OPTIK	1,091	1,850	69.52	66,990	66,567	-0.63
-ALAT UKUR	80	308	283.68	1,911	3,510	83.67
-LONCENG, ARLOJI DAN BAGIANNYA	1824	1750	-4.05	20,669	29,082	40.70
MAKANAN OLAHAN	606,739	474,380	-21.81	602,016	683,943	13.61
-COKLAT OLAHAN	36,035	43,610	21.02	74,303	90,986	22.45
-GULA TETES	148,033	68,612	-53.65	14,313	5,232	-63.45
-KERUPUK UDANG	1,773	2,251	26.96	2,536	3,816	50.46
-BUAH/SAYURAN OLAHAN	148,199	135,544	-8.54	79,862	84,331	5.60
-MINUMAN OLAHAN	18,394	23,495	27.73	9,503	13,139	38.26
-ROKOK DAN TEMBAKAU OLAHAN	22,648	25,977	14.70	91,088	130,102	42.83
-DAGING TERNAK	1,279	1,096	-14.32	5,126	4,010	-21.77
-DAGING UNGGAS	0	0	-79.86	141	16	-88.34
-IKAN OLAHAN	48277	50488	4.58	160555	172456	7.41
-BERAS GILING	379	74	-80.37	184	41	-77.84
-KOPI OLAHAN	2	18	971.79	2	32	1,879.91
-TEH OLAHAN	18329	13768	-24.89	24739	24425	-1.27
-GULA PASIR	50	98	96.65	61	113	84.15
-GULA LAINNYA	73026	2499	-96.58	2609	1262	-51.64
-MAKANAN OLAHAN LAINNYA	90,314	106,850	18.31	136994	153,982	12.40
SEMEN	1,834,164	2,329,263	26.99	54,169	69,986	29.20
BARANG ANYAMAN	10,085	13,519	34.05	24,860	28,618	15.12
-DARI ROTAN	2,945	6,092	106.84	7,646	13,884	81.59
-DARI BAHAN LAINNYA	7,139	7,426	4.02	17,214	14,734	-14.41
MEUBEL DAN BAGIAN-BAGIANNYA	304,898	318,590	4.49	660,101	713,029	8.02
-DARI ROTAN	44,580	41,101	-7.80	120,509	118,230	-1.89
-DARI BAHAN LAINNYA	260,318	277,490	6.60	539,592	594,799	10.23
BAHAN KIMIA	1,305,721	2,003,065	53.41	677,409	1,180,554	74.27
-AN ORGANIK	516,855	555,235	7.43	160,711	155,188	-3.44
-ORGANIK	664,674	972,443	46.30	469,385	825,944	75.96
-LAINNYA	124,191	475,388	282.79	47,314	199,422	321.49
PUPUK	57,887	57,311	-1.00	12,646	15,189	20.11
PRODUK PHARMASI	2,512	3,460	37.77	36,256	48,344	33.34
KULIT DAN BARANG DARI KULIT	6,017	3,974	-33.96	55,551	69,935	25.89
KACA DAN BARANG DARI KACA	254,058	246,456	-2.99	127,226	143,473	12.77
KERTAS DAN BARANG DARI KERTAS	1,233,101	1,280,146	3.82	905,622	1,005,451	11.02
INDUSTRI LAINNYA	2,626,787	3,669,275	39.69	4,438,135	5,360,648	20.79
-GLISEROL DAN LARUTAN ALKALI	6,126	5,446	-11.09	2,022	1,162	-42.50
-MARGARIN DAN LEMAK LAINNYA	109,599	117,779	7.46	51,826	68,990	33.12
-SABUN MANDI DAN CUCI	157,759	164,610	4.34	112,102	127,064	13.35
-BAHAN CELUP ORGANIK SINTETIK	11,361	11,859	4.38	38,974	41,468	6.40
-PREPARAT PEMBASMI KUMAN, DLL	16,540	83,113	402.49	35,735	47,036	31.62
-DAMAR TIRUAN, BAHAN PLASTIK	398,414	374,574	-5.98	538,924	580,689	7.75
-BAHAN KERTAS	715,064	909,261	27.16	268,430	360,054	34.13
-ALAS KAKI (KULIT, KARET DAN KANVAS)	37,597	38,099	1.34	530,638	531,047	0.08
-PRODUK KERAMIK	194,694	166,748	-14.35	95,710	90,887	-5.04
-EMAS BATANGAN	13	13	0.38	199,809	277,451	38.86
-PESAWAT UDARA DAN BAGIANNYA	2789	921	-67.00	137,759	46,167	-66.49
-KAPAL LAUT DAN SEJENISNYA	66,437	97,802	47.21	61,855	311,897	404.24
-PERLENGKAPAN OLAHRAGA DAN MAINAN	8,377	8,232	-1.73	51,776	62,907	21.50



TABEL 3. PERKEMBANGAN EKSPOR KOMODITI HASIL INDUSTRI

JENIS BARANG	BERAT BERSIH (TON)		PERUB	NILAI FOB (RIBU US \$)		PERUB
	JAN-APR 2006	JAN-APR 2007	%	JAN-APR 2006	JAN-APR 2007	%
(1)	(2)	(3)	(4)	(5)	(6)	(7)
-PENA DAN PENSIL	3,348	3,912	16.86	21,422	24,471	14.23
-BATU SEMI PERMATA	18	30	70.76	130	487	274.70
-KOPER, TAS, DOMPET PLASTIK/TEKSTIL	2784	2889	3.77	16064	16158	0.58
-BARANG DARI LOGAM MULIA	387	111	-71.22	21,872	43,291	97.93
-PETI KEMAS	1156	14382	1,144.54	1,510	15,228	908.52
-KOMPUTER DAN BAGIANNYA	30,609	16,386	-46.47	485,687	417,623	-14.01
-KENDARAAN BERMOTOR RODA 2 DAN 3	1,366	1,178	-13.75	10,413	9,084	-12.76
-KENDARAAN BERMOTOR RODA 4 DAN LEE	15,099	39,049	158.63	86,930	231,399	166.19
-SUKU CADANG MESIN	32,711	36,244	10.80	235,387	302,857	28.66
-SUKU CADANG KENDARAAN	64,040	50,099	-21.77	382,913	359,302	-6.17
-UBI KAYU OLAHAN	13,326	41,431	210.91	1,441	4,595	219.00
-INDUSTRI LAINNYA	737,175	1,485,108	101.46	1,048,805	1,389,334	32.47

TABEL 4. PERKEMBANGAN EKSPOR KOMODITI HASIL PERTAMBANGAN

JENIS BARANG	BERAT BERSIH (TON)		PERUB	NILAI FOB (RIBU US \$)		PERUB
	JAN-APR 2006	JAN-APR 2007	%	JAN-APR 2006	JAN-APR 2007	%
(1)	(2)	(3)	(4)	(5)	(6)	(7)
<b>TOTAL PERTAMBANGAN</b>	<b>59,580,543</b>	<b>74,466,654</b>	<b>24.98</b>	<b>2,822,485</b>	<b>4,187,735</b>	<b>48.37</b>
BIJI TEMBAGA	592,611	713,683	20.43	1,005,214	1,757,781	74.87
BIJI NIKEL	1,076,490	3,228,658	199.92	41,785	208,261	398.42
BAUKSIT	1,813,061	2,799,754	54.42	14,411	26,745	85.59
BIJI TIMAH/TIN	162	193	18.87	67	28	-58.21
BATU BARA	51,027,807	64,175,232	25.77	1,710,218	2,121,863	24.07
GRANIT	1,995,241	1,003,405	-49.71	7,080	4,284	-39.49
PASIR ALAM	1,197,369	401,112	-66.50	8,527	4,679	-45.13
HASIL TAMBANG LAIN	1,877,802	2,144,617	14.21	35,184	64,093	82.17

TABEL 5. PERKEMBANGAN EKSPOR INDONESIA MENURUT KOMODITI DAN NEGARA TUJUAN

JENIS BARANG	BERAT BERSIH (KG)		PERUB %	NILAI FOB (US \$)		PERUB %
	JAN-APR 2006	JAN-APR 2007		JAN-APR 2006	JAN-APR 2007	
(1)	(2)	(3)	(4)	(5)	(6)	(7)
<b>MINYAK MENTAH</b>	<b>6,089,885,158</b>	<b>6,139,750,008</b>	<b>0.82</b>	<b>2,749,621,420</b>	<b>2,578,098,922</b>	<b>-6.24</b>
JAPAN	2,197,434,000	1,812,188,005	-17.53	993,700,364	769,136,953	-22.60
KOREA, REPUBLIC OF	1,070,203,000	1,084,657,000	1.35	470,872,935	410,791,020	-12.76
TAIWAN	366,804,000	208,067,002	-43.28	157,039,921	85,948,089	-45.27
CHINA	640,334,000	1,031,343,000	61.06	284,416,695	439,583,896	54.56
THAILAND	369,245,000	270,187,000	-26.83	164,247,486	115,706,635	-29.55
SINGAPORE	136,690,003	240,117,001	75.67	63,769,724	108,833,393	70.67
MALAYSIA	225,895,089	186,627,000	-17.38	101,511,281	70,727,920	-30.33
AUSTRALIA	706,141,000	1,074,239,000	52.13	343,328,244	482,533,683	40.55
NEW ZEALAND	77,489,000	40,109,000	-48.24	36,610,304	19,975,302	-45.44
UNITED STATES	299,250,029	192,206,000	-35.77	134,124,220	74,862,011	-44.18
CANADA	37	10,000	26,927.03	90	20	-77.78
FRANCE	400,000	0	-100.00	156	0	-100.00
<b>HASIL MINYAK</b>	<b>1,959,980,998</b>	<b>2,009,499,893</b>	<b>2.53</b>	<b>781,977,072</b>	<b>783,773,134</b>	<b>0.23</b>
JAPAN	1,235,830,835	752,850,902	-39.08	470,021,211	259,637,142	-44.76
HONG KONG	0	5	-	0	11	-
KOREA, REPUBLIC OF	133,507,075	251,929,156	88.70	52,164,311	98,267,653	88.38
TAIWAN	5,000,000	83,823,195	1,576.46	1,000,000	36,730,082	3,573.01
CHINA	71,045,430	313,797,327	341.69	29,602,162	113,235,966	282.53
PAPUA NEW GUINEA	0	28,866	-	0	36,480	-
THAILAND	814,310	51,714,290	6,250.69	653,360	34,319,281	5,152.74
SINGAPORE	419,992,515	507,733,997	20.89	188,808,821	229,423,130	21.51
PHILIPPINES	12,756,372	744,817	-94.16	6,931,337	720,964	-89.60
MALAYSIA	34,199,907	20,396,926	-40.36	12,016,129	7,815,052	-34.96
MYANMAR (FORM. BURMA)	0	17,434	-	0	21,764	-
VIET NAM	34	59,840	175,900.00	210	70,056	33,260.00
MALDIVES	0	1,108	-	0	277	-
INDIA	37,744,908	24,401,016	-35.35	16,347,996	2,336,742	-85.71
PAKISTAN	0	4,080	-	0	5,508	-
BANGLADESH	770,900	266,037	-65.49	622,318	190,246	-69.43
SYRIA ARAB REPUBLIC	0	16,660	-	0	17,826	-
NIGERIA	450	0	-100.00	4,760	0	-100.00
DJIBOUTI	66,640	0	-100.00	56,977	0	-100.00
SOUTH AFRICA	277,960	3	-100.00	153,718	10	-99.99
AUSTRALIA	27,206	6	-99.98	26,598	6	-99.98
NEW ZEALAND	71,980	71,879	-0.14	75,163	91,315	21.49
EAST TIMOR	7,705,340	1,275,721	-83.44	3,325,359	511,552	-84.62
UNITED STATES	0	96,010	-	0	23,642	-
GUATEMALA	13,600	0	-100.00	11,668	0	-100.00
UNITED KINGDOM	2,340	2,000	-14.53	3,020	1	-99.97
FRANCE	19,880	0	-100.00	16,699	0	-100.00
GERMANY, FED. REP. OF	0	8	-	0	5	-
SWITZERLAND	13	0	-100.00	10	0	-100.00
FINLAND	3	4,760	158,566.67	4	5,250	131,150.00
ITALY	20	0	-100.00	39	0	-100.00
UKRAINE	16,660	33,320	100.00	15,244	39,180	157.02
RUSSIA FEDERATION	116,620	230,530	97.68	119,958	273,993	128.41
<b>GAS ALAM</b>	<b>7,748,084,569</b>	<b>6,882,351,428</b>	<b>-11.17</b>	<b>3,309,935,530</b>	<b>2,739,033,220</b>	<b>-17.25</b>
JAPAN	4,738,910,503	4,581,673,479	-3.32	1,790,565,941	1,653,481,375	-7.66
KOREA, REPUBLIC OF	1,858,589,397	1,411,551,838	-24.05	932,162,962	670,535,479	-28.07
CHINA	1,127,974,785	874,352,456	-22.48	574,715,055	405,550,234	-29.43
THAILAND	7,695,738	14,773,655	91.97	4,717,967	9,466,132	100.64
PHILIPPINES	9,293,300	0	-100.00	4,801,336	0	-100.00
MALAYSIA	7,500	0	-100.00	3,494	0	-100.00
VIET NAM	489	0	-100.00	93	0	-100.00
INDIA	1,500,757	0	-100.00	942,716	0	-100.00
AUSTRALIA	2,000,000	0	-100.00	941,800	0	-100.00
GUAM	2,090,100	0	-100.00	1,071,367	0	-100.00
EAST TIMOR	22,000	0	-100.00	12,799	0	-100.00
<b>KARET ALAM</b>	<b>2,158,874</b>	<b>4,282,054</b>	<b>98.35</b>	<b>2,872,133</b>	<b>5,737,756</b>	<b>99.77</b>
JAPAN	53,000	86,338	62.90	230,033	375,078	63.05
HONG KONG	188,500	102,109	-45.83	239,775	144,700	-39.65
KOREA, REPUBLIC OF	47,062	47,980	1.95	22,278	26,097	17.14
TAIWAN	530	0	-100.00	83	0	-100.00
CHINA	1,135,500	1,300,080	14.49	1,519,830	1,719,789	13.16
THAILAND	2	0	-100.00	90	0	-100.00
SINGAPORE	278,150	307,047	10.39	221,472	151,348	-31.66
MALAYSIA	360,000	2	-100.00	426,800	67	-99.98
TURKEY	0	253,850	-	0	319,035	-
AUSTRALIA	7,651	0	-100.00	19,083	0	-100.00
UNITED STATES	324	1,550,215	478,361.42	15,048	1,983,477	13,081.00
BRAZIL	20,216	100,324	396.26	38,080	128,560	237.61
MARTINIQUE	0	92	-	0	157	-
NETHERLANDS	67,937	77,314	13.80	139,534	202,852	45.38
FRANCE	0	23	-	0	44	-

TABEL 5. PERKEMBANGAN EKSPOR INDONESIA MENURUT KOMODITI DAN NEGARA TUJUAN

JENIS BARANG	BERAT BERSIH (KG)		PERUB	NILAI FOB (US \$)		PERUB
	JAN-APR 2006	JAN-APR 2007	%	JAN-APR 2006	JAN-APR 2007	%
(1)	(2)	(3)	(4)	(5)	(6)	(7)
GERMANY, FED. REP. OF	2	182,150	9,107,400.00	27	274,226	1,015,551.85
ITALY	0	274,530	-	0	412,326	-
<b>KOPI</b>	<b>122,554,116</b>	<b>60,538,321</b>	<b>-50.60</b>	<b>159,446,836</b>	<b>123,987,319</b>	<b>-22.24</b>
JAPAN	18,252,045	12,838,956	-29.66	23,910,612	24,443,863	2.23
HONG KONG	250,794	287,656	14.70	369,367	592,216	60.33
KOREA, REPUBLIC OF	1,027,818	5	-100.00	988,856	11	-100.00
TAIWAN	1,048,198	1,204,830	14.94	1,850,756	2,878,935	55.55
CHINA	699,237	122,558	-82.47	767,021	199,055	-74.05
MACAU	18,000	0	-100.00	43,200	0	-100.00
SINGAPORE	4,318,294	4,733,964	9.63	5,521,322	10,728,273	94.31
PHILIPPINES	1,054,800	18,000	-98.29	1,331,963	42,275	-96.83
MALAYSIA	2,066,785	2,984,011	44.38	2,024,308	4,160,704	105.54
VIET NAM	54,000	0	-100.00	119,250	0	-100.00
INDIA	2,891,287	518,000	-82.08	2,665,277	648,470	-75.67
IRAN (ISLAMIC REPUBLIC OF)	480,600	527,400	9.74	482,217	933,534	93.59
SAUDI ARABIA	57,500	0	-100.00	105,853	0	-100.00
JORDAN	307,200	0	-100.00	284,947	0	-100.00
LEBANON	37,800	0	-100.00	40,558	0	-100.00
SYRIA ARAB REPUBLIC	57,600	0	-100.00	55,610	0	-100.00
UNITED ARAB EMIRATES	126,000	197,100	56.43	167,670	335,468	100.08
EGYPT	3,779,688	854,520	-77.39	3,825,927	1,462,502	-61.77
MOROCCO	1,746,598	705,600	-59.60	1,830,067	1,005,824	-45.04
ALGERIA	4,678,570	439,800	-90.60	4,341,583	614,250	-85.85
SOUTH AFRICA	1,242,000	1,044,000	-15.94	1,235,364	1,317,284	6.63
AUSTRALIA	537,600	523,200	-2.68	1,154,861	1,301,385	12.69
NEW ZEALAND	105,500	111,180	5.38	273,007	320,043	17.23
AMERICAN SAMOA	0	13,451	-	0	4,917	-
FIJI	0	157	-	0	664	-
UNITED STATES	28,662,522	11,206,915	-60.90	48,946,814	34,589,937	-29.33
CANADA	676,200	712,500	5.37	1,680,920	1,989,026	18.33
MEXICO	69,000	139,500	102.17	194,900	421,935	116.49
ECUADOR	2,116,500	307,200	-85.49	1,914,673	476,160	-75.13
UNITED KINGDOM	3,665,995	934,438	-74.51	4,004,785	2,096,328	-47.65
NETHERLANDS	438,722	138,180	-68.50	1,161,502	365,588	-68.52
FRANCE	705,000	126,000	-82.13	721,234	131,040	-81.83
GERMANY, FED. REP. OF	17,478,196	7,665,553	-56.14	21,829,693	13,589,422	-37.75
AUSTRIA	105,000	0	-100.00	94,248	0	-100.00
BELGIUM	1,712,700	1,339,200	-21.81	2,457,064	2,326,193	-5.33
SWITZERLAND	505,080	287,100	-43.16	822,435	457,865	-44.33
DENMARK	241,224	303,000	25.61	383,830	623,393	62.41
NORWAY	36,000	54,000	50.00	76,797	131,240	70.89
SWEDEN	215,892	223,807	3.67	398,894	452,063	13.33
IRELAND	90,000	234,000	160.00	290,327	592,575	104.11
ITALY	5,049,826	2,361,400	-53.24	5,353,654	3,868,529	-27.74
SPAIN	2,686,900	233,400	-91.31	2,793,271	354,748	-87.30
PORTUGAL	380,400	666,600	75.24	428,800	1,096,770	155.78
GREECE	351,900	273,600	-22.25	318,388	493,273	54.93
POLAND	2,832,460	991,740	-64.99	2,362,148	1,233,926	-47.76
ROMANIA	3,362,810	1,615,200	-51.97	3,252,058	2,069,789	-36.35
BULGARIA	2,291,400	1,113,600	-51.40	2,337,827	1,561,259	-33.22
ARMENIA	0	285,000	-	0	496,575	-
UKRAINE	36,000	0	-100.00	93,600	0	-100.00
LATVIA	195,000	0	-100.00	176,475	0	-100.00
ESTONIA	587,495	18,000	-96.94	528,102	57,600	-89.09
GEORGIA	2,887,980	1,896,000	-34.35	2,909,729	2,845,072	-2.22
CZECH REPUBLIC	84,000	0	-100.00	57,540	0	-100.00
RUSSIA FEDERATION	252,000	288,000	14.29	467,532	677,340	44.88
<b>KAYU BULAT</b>	<b>16,880</b>	<b>41,696</b>	<b>147.01</b>	<b>9,961</b>	<b>32,151</b>	<b>222.77</b>
JAPAN	16,067	20,017	24.58	3,423	9,855	187.91
KOREA, REPUBLIC OF	0	1	-	0	8	-
SINGAPORE	679	1,016	49.63	3,152	6,685	112.09
PHILIPPINES	0	10	-	0	80	-
VIET NAM	0	9	-	0	61	-
UNITED ARAB EMIRATES	127	20,493	16,036.22	3,312	10,001	201.96
UNITED STATES	5	2	-60.00	46	35	-23.91
UNITED KINGDOM	0	148	-	0	5,426	-
SWITZERLAND	2	0	-100.00	28	0	-100.00
<b>UDANG SEGAR/BEKU</b>	<b>46,889,060</b>	<b>42,292,420</b>	<b>-9.80</b>	<b>304,337,616</b>	<b>285,791,045</b>	<b>-6.09</b>
JAPAN	15,708,797	13,214,772	-15.88	125,546,225	111,284,534	-11.36
HONG KONG	2,047,227	2,134,083	4.24	8,356,965	10,592,776	26.75
KOREA, REPUBLIC OF	257,618	160,485	-37.70	1,602,552	987,851	-38.36
TAIWAN	408,633	851,916	108.48	753,281	1,296,519	72.12
CHINA	848,778	845,384	-0.40	4,167,510	3,205,480	-23.08
MACAU	0	539	-	0	2,875	-
THAILAND	50,480	5,619	-88.87	262,191	1,668	-99.36

TABEL 5. PERKEMBANGAN EKSPOR INDONESIA MENURUT KOMODITI DAN NEGARA TUJUAN

JENIS BARANG	BERAT BERSIH (KG)		PERUB	NILAI FOB (US \$)		PERUB
	JAN-APR 2006	JAN-APR 2007	%	JAN-APR 2006	JAN-APR 2007	%
	(1)	(2)	(3)	(4)	(5)	(6)
SINGAPORE	896,955	1,034,933	15.38	1,693,939	2,086,045	23.15
PHILIPPINES	23,147	19,306	-16.59	134,108	71,003	-47.06
MALAYSIA	1,023,156	1,804,903	76.41	1,211,804	2,423,059	99.95
BRUNEI DARUSSALAM	3	0	-100.00	11	0	-100.00
VIET NAM	187,485	205,380	9.54	1,480,563	1,629,879	10.09
INDIA	2	10,798	539,800.00	3	69,985	2,332,733.33
SRI LANKA	0	13,168	-	0	9,869	-
KUWAIT	0	240	-	0	4,944	-
TURKEY	0	33,864	-	0	45,277	-
UNITED ARAB EMIRATES	22	11,949	54,213.64	5	91,028	1,820,460.00
CYPRUS	9,000	15,444	71.60	73,985	128,715	73.97
EGYPT	3	133,842	4,461,300.00	2	809,539	40,476,850.00
REUNION	130,776	74,798	-42.80	896,419	541,370	-39.61
SOUTH AFRICA	0	13	-	0	25	-
MAURITIUS	40,284	41,994	4.24	232,207	267,923	15.38
AUSTRALIA	331,014	224,835	-32.08	1,535,464	1,684,162	9.68
NEW ZEALAND	0	38,979	-	0	196,469	-
UNITED STATES	16,482,381	13,879,046	-15.79	108,114,648	103,245,651	-4.50
CANADA	154,913	158,601	2.38	886,701	1,009,629	13.86
BRAZIL	21,730	0	-100.00	133,044	0	-100.00
PUERTO RICO	29,252	224,652	667.99	189,910	1,287,512	577.96
NETHERLANDS ANTILLES	4,045	0	-100.00	41,406	0	-100.00
UNITED KINGDOM	2,737,793	2,404,401	-12.18	17,881,171	14,818,860	-17.13
NETHERLANDS	334,138	101,833	-69.52	1,892,902	631,385	-66.64
FRANCE	516,027	125,316	-75.72	2,989,684	686,584	-77.03
GERMANY, FED. REP. OF	815,775	467,805	-42.66	3,868,302	2,885,110	-25.42
AUSTRIA	99	0	-100.00	1,000	0	-100.00
BELGIUM	2,958,059	3,191,123	7.88	16,487,697	19,021,950	15.37
SWITZERLAND	34,261	60,815	77.51	216,422	440,379	103.48
DENMARK	79,190	82,341	3.98	295,610	665,198	125.03
SWEDEN	46,786	85,517	82.78	333,288	655,466	96.67
ITALY	526,234	403,070	-23.40	1,923,525	1,486,995	-22.69
SPAIN	145,039	64,740	-55.36	841,821	458,644	-45.52
PORTUGAL	20,263	0	-100.00	198,212	0	-100.00
GREECE	33	0	-100.00	201	0	-100.00
LITHUANIA	0	13,880	-	0	115,701	-
LATVIA	19,662	60,865	209.56	94,838	356,828	276.25
GEORGIA	0	74,736	-	0	452,307	-
RUSSIA FEDERATION	0	16,435	-	0	141,851	-
<b>TEH</b>	<b>14,832,876</b>	<b>12,465,089</b>	<b>-15.96</b>	<b>16,346,105</b>	<b>16,917,992</b>	<b>3.50</b>
JAPAN	41,469	9,908	-76.11	152,446	39,712	-73.95
HONG KONG	1,523	2,531	66.19	7,929	7,597	-4.19
KOREA, REPUBLIC OF	1,285	36	-97.20	6,710	240	-96.42
TAIWAN	87,454	55,242	-36.83	122,125	97,962	-19.79
CHINA	87,098	36,010	-58.66	66,456	26,158	-60.64
THAILAND	0	96	-	0	695	-
SINGAPORE	62,022	91,833	48.07	78,100	127,518	63.28
PHILIPPINES	168	74	-55.95	982	560	-42.97
MALAYSIA	1,601,771	1,917,706	19.72	1,479,284	2,179,770	47.35
INDIA	273,380	221,760	-18.88	238,356	299,730	25.75
PAKISTAN	1,555,939	1,986,399	27.67	2,076,598	3,519,681	69.49
SRI LANKA	162,796	27,792	-82.93	175,941	42,305	-75.96
AFGHANISTAN	181,348	115,179	-36.49	192,810	139,183	-27.81
IRAN (ISLAMIC REPUBLIC OF)	106,669	37,400	-64.94	137,781	53,432	-61.22
SAUDI ARABIA	50,847	63,534	24.95	82,217	81,826	-0.48
JORDAN	16,500	0	-100.00	20,054	0	-100.00
UNITED ARAB EMIRATES	891,510	541,997	-39.20	711,147	554,740	-21.99
KENYA	45,000	38,200	-15.11	22,500	26,826	19.23
NIGERIA	0	24,200	-	0	36,640	-
UGANDA	0	45	-	0	422	-
DJIBOUTI	0	39,300	-	0	23,580	-
SOUTH AFRICA	10,000	72,000	620.00	9,701	135,656	1,298.37
AUSTRALIA	107,924	50,742	-52.98	248,850	74,741	-69.97
NEW ZEALAND	196,678	187,301	-4.77	159,483	197,960	24.13
NORTHERN MARIANA ISLANDS	19	0	-100.00	12	0	-100.00
SAMOA	4,199	0	-100.00	3,664	0	-100.00
EAST TIMOR	0	20,400	-	0	22,542	-
UNITED STATES	879,497	906,436	3.06	1,046,576	1,394,795	33.27
CANADA	22,600	131,148	480.30	18,952	173,441	815.16
GUATEMALA	10,600	10,600	0.00	9,710	13,886	43.01
CHILE	21,999	40,000	81.83	29,172	51,500	76.54
UNITED KINGDOM	1,751,638	886,683	-49.38	2,040,180	1,177,606	-42.28
NETHERLANDS	825,443	504,686	-38.86	962,547	577,604	-39.99
GERMANY, FED. REP. OF	2,108,501	1,544,449	-26.75	2,240,222	1,769,034	-21.03
SWITZERLAND	22,896	0	-100.00	54,905	0	-100.00
FINLAND	0	71,000	-	0	89,740	-
IRELAND	24,800	24,800	0.00	26,536	35,224	32.74

TABEL 5. PERKEMBANGAN EKSPOR INDONESIA MENURUT KOMODITI DAN NEGARA TUJUAN

JENIS BARANG	BERAT BERSIH (KG)		PERUB	NILAI FOB (US \$)		PERUB
	JAN-APR 2006	JAN-APR 2007	%	JAN-APR 2006	JAN-APR 2007	%
(1)	(2)	(3)	(4)	(5)	(6)	(7)
ITALY	0	11,000	-	0	12,320	-
SPAIN	7,000	7,003	0.04	10,290	12,706	23.48
POLAND	205,150	321,323	56.63	167,369	339,850	103.05
KAZAKHSTAN	25,025	0	-100.00	32,038	0	-100.00
UKRAINE	419,578	195,207	-53.48	438,455	288,457	-34.21
LATVIA	23,665	23,294	-1.57	30,168	37,909	25.66
RUSSIA FEDERATION	2,998,885	2,247,775	-25.05	3,245,839	3,254,444	0.27
<b>-LADA HITAM</b>	<b>7,396,299</b>	<b>3,684,915</b>	<b>-50.18</b>	<b>9,761,107</b>	<b>9,188,543</b>	<b>-5.87</b>
JAPAN	58,174	122,114	109.91	126,960	288,269	127.05
HONG KONG	13,756	31,000	125.36	19,797	84,560	327.14
KOREA, REPUBLIC OF	0	60,077	-	0	173,935	-
TAIWAN	56,000	50,850	-9.20	78,800	124,900	58.50
SINGAPORE	384,000	279,118	-27.31	479,990	455,652	-5.07
PHILIPPINES	0	659	-	0	1,038	-
MALAYSIA	21,223	44,387	109.15	19,472	46,036	136.42
VIET NAM	0	82,281	-	0	182,190	-
INDIA	391,000	174,533	-55.36	381,580	326,805	-14.35
NIGER	20,000	20,000	0.00	28,000	42,000	50.00
SOUTH AFRICA	0	14,938	-	0	48,650	-
AUSTRALIA	75,000	26,460	-64.72	114,060	118,384	3.79
UNITED STATES	5,788,920	2,482,000	-57.12	7,777,263	6,370,895	-18.08
CANADA	75,018	113,058	50.71	97,907	358,750	266.42
DOMINICA	4,113	0	-100.00	6,651	0	-100.00
NETHERLANDS	86,000	70,705	-17.78	126,634	256,464	102.52
FRANCE	25,095	38,000	51.42	29,230	101,275	246.48
GERMANY, FED. REP. OF	30,000	60,000	100.00	49,444	153,000	209.44
ROMANIA	8,000	0	-100.00	1,000	0	-100.00
BULGARIA	23,000	0	-100.00	21,000	0	-100.00
UKRAINE	185,000	0	-100.00	215,780	0	-100.00
RUSSIA FEDERATION	152,000	14,735	-90.31	187,539	55,740	-70.28
<b>-LADA PUTIH</b>	<b>4,229,531</b>	<b>3,764,214</b>	<b>-11.00</b>	<b>8,923,230</b>	<b>14,317,522</b>	<b>60.45</b>
JAPAN	225,000	300,647	33.62	527,522	1,204,790	128.39
HONG KONG	16,000	31,192	94.95	32,300	109,475	238.93
KOREA, REPUBLIC OF	0	32,788	-	0	130,172	-
TAIWAN	81,000	88,000	8.64	172,112	327,447	90.25
CHINA	72,000	0	-100.00	68,544	0	-100.00
SINGAPORE	1,701,499	797,843	-53.11	3,655,780	2,882,763	-21.15
PHILIPPINES	1	2,704	270,300.00	1	4,889	488,800.00
MALAYSIA	62,507	123,349	97.34	84,634	468,275	453.29
VIET NAM	0	218,316	-	0	987,133	-
INDIA	171,600	54,254	-68.38	348,966	191,411	-45.15
SOUTH AFRICA	0	15,000	-	0	53,250	-
AUSTRALIA	1,905	0	-100.00	4,260	0	-100.00
EAST TIMOR	0	4	-	0	8	-
UNITED STATES	588,037	867,000	47.44	1,242,883	3,494,414	181.15
CANADA	32	0	-100.00	100	0	-100.00
DOMINICAN REPUBLIC	0	10,042	-	0	27,800	-
UNITED KINGDOM	75,000	0	-100.00	158,200	0	-100.00
NETHERLANDS	492,000	616,071	25.22	1,056,464	2,243,606	112.37
GERMANY, FED. REP. OF	644,500	566,000	-12.18	1,359,923	2,061,539	51.59
BELGIUM	60,000	34,000	-43.33	124,800	120,050	-3.81
ITALY	31,000	0	-100.00	77,700	0	-100.00
PORTUGAL	0	7,004	-	0	10,500	-
BULGARIA	7,450	0	-100.00	9,041	0	-100.00
<b>-KAYU MANIS DAN BUNGANYA</b>	<b>11,990,674</b>	<b>9,118,740</b>	<b>-23.95</b>	<b>7,014,059</b>	<b>6,756,670</b>	<b>-3.67</b>
JAPAN	11,220	8,450	-24.69	15,969	10,503	-34.23
KOREA, REPUBLIC OF	18,646	33,487	79.59	19,248	34,848	81.05
TAIWAN	8,939	11,602	29.79	6,241	9,318	49.30
CHINA	72,000	31,350	-56.46	54,720	24,060	-56.03
THAILAND	608,499	909,699	49.50	357,868	627,399	75.32
SINGAPORE	188,242	289,370	53.72	137,090	178,639	30.31
PHILIPPINES	2	441	21,950.00	2	795	39,650.00
MALAYSIA	429,595	322,073	-25.03	249,042	190,616	-23.46
VIET NAM	0	17,999	-	0	9,238	-
MALDIVES	301	0	-100.00	464	0	-100.00
INDIA	313,687	206,945	-34.03	243,719	164,155	-32.65
PAKISTAN	0	17,000	-	0	11,050	-
IRAN (ISLAMIC REPUBLIC OF)	0	64,000	-	0	49,600	-
SAUDI ARABIA	8,448	10,000	18.37	2,835	2,500	-11.82
JORDAN	0	48,000	-	0	14,400	-
LEBANON	8,000	0	-100.00	5,120	0	-100.00
SYRIA ARAB REPUBLIC	8,189	75,000	815.86	6,656	41,360	521.39
TURKEY	190,999	150,000	-21.47	85,485	80,661	-5.64
UNITED ARAB EMIRATES	104,510	237,750	127.49	54,347	81,416	49.81
EGYPT	11	9,840	89,354.55	5,500	7,748	40.87

TABEL 5. PERKEMBANGAN EKSPOR INDONESIA MENURUT KOMODITI DAN NEGARA TUJUAN

JENIS BARANG	BERAT BERSIH (KG)		PERUB	NILAI FOB (US \$)		PERUB
	JAN-APR 2006	JAN-APR 2007	%	JAN-APR 2006	JAN-APR 2007	%
(1)	(2)	(3)	(4)	(5)	(6)	(7)
MOROCCO	72,500	36,000	-50.34	29,475	9,600	-67.43
TUNISIA	0	28,950	-	0	27,364	-
ALGERIA	20,299	164,401	709.90	19,765	113,407	473.78
REUNION	0	10,385	-	0	5,816	-
SOUTH AFRICA	0	37,999	-	0	26,755	-
MAURITIUS	23,199	5,999	-74.14	8,650	5,488	-36.55
AUSTRALIA	34,951	243	-99.30	34,835	269	-99.23
UNITED STATES	5,469,908	4,152,454	-24.09	3,258,670	3,495,383	7.26
CANADA	219,346	164,000	-25.23	129,687	119,252	-8.05
MEXICO	36,000	0	-100.00	15,315	0	-100.00
PANAMA	11,000	0	-100.00	8,019	0	-100.00
VENEZUELA	153,999	17,000	-88.96	81,145	12,495	-84.60
BRAZIL	595,992	359,176	-39.73	280,730	220,051	-21.61
PUERTO RICO	0	9,500	-	0	8,865	-
DOMINICAN REPUBLIC	587,079	358,336	-38.96	232,427	202,836	-12.73
DOMINICA	721	36,000	4,893.07	1,013	6,480	539.68
UNITED KINGDOM	24,000	3,100	-87.08	25,479	10,465	-58.93
NETHERLANDS	1,332,291	310,064	-76.73	763,133	211,844	-72.24
FRANCE	157,999	168,000	6.33	97,231	149,280	53.53
GERMANY, FED. REP. OF	327,270	222,121	-32.13	227,638	173,762	-23.67
BELGIUM	203,765	39,005	-80.86	126,496	21,282	-83.18
DENMARK	28,010	18,000	-35.74	16,334	9,700	-40.61
NORWAY	9,000	18,000	100.00	4,070	17,097	320.07
SWEDEN	59,800	1	-100.00	27,110	4	-99.99
FINLAND	40,001	19,999	-50.00	21,058	12,353	-41.34
ITALY	19,473	74,788	284.06	19,883	77,663	290.60
SPAIN	70,998	50,800	-28.45	39,200	23,284	-40.60
PORTUGAL	116,999	91,369	-21.91	63,740	65,323	2.48
GREECE	244,492	153,999	-37.01	163,310	115,209	-29.45
POLAND	85,000	69,300	-18.47	36,720	50,693	38.05
ROMANIA	29,000	26,726	-7.84	16,835	9,219	-45.24
BULGARIA	2,294	0	-100.00	1,950	0	-100.00
RUSSIA FEDERATION	44,000	30,019	-31.78	19,835	17,125	-13.66
<b>-BIJI PALA &amp; BUNGANYA DAN KAPUR</b>	<b>6,473,823</b>	<b>6,369,267</b>	<b>-1.62</b>	<b>16,240,317</b>	<b>18,434,699</b>	<b>13.51</b>
JAPAN	162,786	204,140	25.40	1,110,419	1,526,797	37.50
HONG KONG	135,324	16,052	-88.14	316,467	32,156	-89.84
KOREA, REPUBLIC OF	25,766	128,198	397.55	54,372	165,168	203.77
TAIWAN	10,969	4,265	-61.12	6,240	1,619	-74.05
CHINA	79,475	26,960	-66.08	43,712	10,245	-76.56
THAILAND	60,956	56,194	-7.81	219,020	228,100	4.15
SINGAPORE	384,941	333,484	-13.37	1,444,350	1,445,718	0.09
PHILIPPINES	14	20,742	148,057.14	66	43,683	66,086.36
MALAYSIA	330,309	355,985	7.77	504,083	774,184	53.58
MYANMAR (FORM. BURMA)	0	19,990	-	0	51,073	-
VIET NAM	2,356,983	2,339,304	-0.75	3,249,581	2,618,839	-19.41
INDIA	538,110	392,544	-27.05	1,560,102	1,050,651	-32.65
PAKISTAN	66,445	28,724	-56.77	192,472	120,141	-37.58
BANGLADESH	7,980	46,647	484.55	47,880	246,041	413.87
SAUDI ARABIA	25,386	32,632	28.54	10,586	17,607	66.32
KUWAIT	0	799	-	0	2,231	-
LEBANON	0	14,999	-	0	61,000	-
YEMEN	5,815	0	-100.00	5,250	0	-100.00
UNITED ARAB EMIRATES	20,060	28,157	40.36	26,696	42,932	60.82
QATAR	0	585	-	0	654	-
MOROCCO	0	58,328	-	0	182,906	-
GHANA	15,000	15,000	0.00	56,150	82,500	46.93
NIGERIA	28,660	15,000	-47.66	25,250	99,000	292.08
BENIN	29,922	28,670	-4.18	20,115	8,775	-56.38
SOUTH AFRICA	47,048	39,000	-17.11	187,120	174,200	-6.90
AUSTRALIA	127,870	42,655	-66.64	48,972	124,023	153.25
NEW ZEALAND	134	0	-100.00	144	0	-100.00
UNITED STATES	499,271	270,852	-45.75	1,740,609	1,031,380	-40.75
CANADA	2,473	11,499	364.98	14,743	52,650	257.12
ARGENTINA	59,000	8,000	-86.44	158,565	23,500	-85.18
BRAZIL	57,297	0	-100.00	186,890	0	-100.00
DOMINICAN REPUBLIC	0	12,620	-	0	34,040	-
DOMINICA	22,124	0	-100.00	35,858	0	-100.00
NETHERLANDS	777,919	839,182	7.88	2,904,507	3,598,608	23.90
FRANCE	111,499	24,499	-78.03	361,855	142,525	-60.61
GERMANY, FED. REP. OF	164,478	309,997	88.47	684,951	1,429,793	108.74
BELGIUM	119,906	353,238	194.60	457,301	1,865,554	307.95
ITALY	87,243	156,901	79.84	351,000	752,932	114.51
SPAIN	56,999	54,009	-5.25	64,375	186,489	189.69
PORTUGAL	15,000	0	-100.00	40,449	0	-100.00
BULGARIA	12,262	0	-100.00	14,881	0	-100.00
UKRAINE	0	13,500	-	0	40,712	-
RUSSIA FEDERATION	28,399	65,916	132.11	95,286	166,273	74.50

TABEL 5. PERKEMBANGAN EKSPOR INDONESIA MENURUT KOMODITI DAN NEGARA TUJUAN

JENIS BARANG	BERAT BERSIH (KG)		PERUB	NILAI FOB (US \$)		PERUB
	JAN-APR 2006	JAN-APR 2007	%	JAN-APR 2006	JAN-APR 2007	%
(1)	(2)	(3)	(4)	(5)	(6)	(7)
<b>-PANILI</b>	<b>48,588</b>	<b>39,706</b>	<b>-18.28</b>	<b>926,442</b>	<b>589,962</b>	<b>-36.32</b>
JAPAN	52	350	573.08	1,444	11,340	685.32
HONG KONG	0	40	-	0	1,124	-
SINGAPORE	130	60	-53.85	3,095	1,733	-44.01
MALAYSIA	6,050	480	-92.07	14,090	3,850	-72.68
AUSTRALIA	100	100	0.00	4,000	2,245	-43.88
NEW ZEALAND	100	0	-100.00	3,500	0	-100.00
UNITED STATES	33,429	29,615	-11.41	721,319	455,618	-36.84
CANADA	4,869	4,473	-8.13	12,500	20,000	60.00
BRAZIL	0	398	-	0	9,020	-
DOMINICA	230	370	60.87	7,695	13,087	70.07
UNITED KINGDOM	1,124	1,448	28.83	52,489	40,335	-23.16
NETHERLANDS	0	117	-	0	1,042	-
FRANCE	300	0	-100.00	2,100	0	-100.00
GERMANY, FED. REP. OF	2,158	2,255	4.49	102,500	30,568	-70.18
SWITZERLAND	46	0	-100.00	1,710	0	-100.00
<b>-LAINNYA</b>	<b>6,622,894</b>	<b>3,914,509</b>	<b>-40.89</b>	<b>9,234,826</b>	<b>6,493,112</b>	<b>-29.69</b>
JAPAN	212,747	143,097	-32.74	558,640	149,794	-73.19
HONG KONG	109,781	6,504	-94.08	213,018	25,886	-87.85
KOREA, REPUBLIC OF	121,456	50,958	-58.04	120,261	61,728	-48.67
TAIWAN	23,262	60,807	161.40	10,204	140,624	1,278.13
CHINA	61,650	62,777	1.83	22,578	101,182	348.14
THAILAND	10,090	28,558	183.03	40,843	119,193	191.83
SINGAPORE	1,701,374	550,798	-67.63	1,443,122	529,962	-63.28
PHILIPPINES	34	0	-100.00	164	0	-100.00
MALAYSIA	983,928	293,971	-70.12	453,519	369,942	-18.43
BRUNEI DARUSSALAM	0	1,254	-	0	191,260	-
NEPAL	108,000	40,500	-62.50	137,590	64,448	-53.16
VIET NAM	417,518	745,935	78.66	303,022	603,683	99.22
INDIA	1,525,818	617,056	-59.56	4,050,528	898,780	-77.81
PAKISTAN	143,649	46,119	-67.89	185,271	80,943	-56.31
BANGLADESH	49,000	5,209	-89.37	70,000	18,304	-73.85
SAUDI ARABIA	215,158	548,240	154.81	597,932	1,420,205	137.52
KUWAIT	0	5,704	-	0	15,912	-
JORDAN	0	10,000	-	0	2,200	-
LEBANON	18,000	8,500	-52.78	3,906	2,508	-35.79
YEMEN	31,295	48	-99.85	48,387	1,440	-97.02
SYRIA ARAB REPUBLIC	80,000	40,000	-50.00	16,500	5,000	-69.70
UNITED ARAB EMIRATES	291,305	134,956	-53.67	248,629	54,594	-78.04
QATAR	0	2,872	-	0	2,732	-
BAHRAIN	0	1,260	-	0	393	-
EGYPT	88,250	66,369	-24.79	38,360	28,779	-24.98
NIGERIA	0	13,950	-	0	21,330	-
BENIN	12,000	12,000	0.00	12	8,400	69,900.00
SOUTH AFRICA	24,025	0	-100.00	25,202	0	-100.00
AUSTRALIA	33,686	85,309	153.25	72,168	285,990	296.28
NEW ZEALAND	980	4,020	310.20	5,076	23,445	361.88
EAST TIMOR	417	0	-100.00	225	0	-100.00
UNITED STATES	85,922	133,153	54.97	143,503	586,664	308.82
CANADA	21,688	0	-100.00	31,368	0	-100.00
BRAZIL	3,019	19,774	554.99	12,600	120,177	853.79
UNITED KINGDOM	165	0	-100.00	290	0	-100.00
NETHERLANDS	178,343	86,131	-51.70	323,880	253,069	-21.86
FRANCE	7,800	25,292	224.26	9,215	164,889	1,689.35
GERMANY, FED. REP. OF	8,400	40,145	377.92	2,260	125,494	5,452.83
BELGIUM	41,750	10,000	-76.05	30,951	2,500	-91.92
SWEDEN	0	2	-	0	7	-
ITALY	1,954	108	-94.47	2,891	315	-89.10
SPAIN	0	7,000	-	0	2,965	-
BULGARIA	2,380	0	-100.00	2,890	0	-100.00
UKRAINE	8,050	6,000	-25.47	9,821	8,086	-17.67
RUSSIA FEDERATION	0	133	-	0	289	-
<b>TEBAKAU</b>	<b>11,443,411</b>	<b>8,716,925</b>	<b>-23.83</b>	<b>23,980,651</b>	<b>20,535,162</b>	<b>-14.37</b>
JAPAN	880	1,307	48.52	50	5,748	11,396.00
HONG KONG	38,400	0	-100.00	158,096	0	-100.00
CHINA	0	23,760	-	0	28,512	-
SINGAPORE	191,779	76,322	-60.20	114,969	85,859	-25.32
PHILIPPINES	138,476	351,603	153.91	145,349	534,902	268.01
MALAYSIA	123,495	624,206	405.45	85,895	493,281	474.28
VIET NAM	37,820	198,000	423.53	22,019	128,700	484.50
SRI LANKA	48,091	72,377	50.50	552,496	1,018,776	84.40
EGYPT	354,321	10,000	-97.18	293,472	91,357	-68.87
COTE D'IVOIRE	9,000	0	-100.00	6,363	0	-100.00
SOUTH AFRICA	40,000	20,000	-50.00	28,000	16,000	-42.86
AUSTRALIA	118,800	0	-100.00	154,440	0	-100.00

TABEL 5. PERKEMBANGAN EKSPOR INDONESIA MENURUT KOMODITI DAN NEGARA TUJUAN

JENIS BARANG	BERAT BERSIH (KG)		PERUB	NILAI FOB (US \$)		PERUB
	JAN-APR 2006	JAN-APR 2007	%	JAN-APR 2006	JAN-APR 2007	%
(1)	(2)	(3)	(4)	(5)	(6)	(7)
UNITED STATES	2,013,196	594,202	-70.48	1,854,238	524,601	-71.71
HONDURAS	18,060	0	-100.00	24,868	0	-100.00
NICARAGUA	81,123	0	-100.00	217,455	0	-100.00
ARGENTINA	2,160	200	-90.74	2,484	1,817	-26.85
PARAGUAY	40,000	120,000	200.00	26,000	96,000	269.23
PUERTO RICO	180,000	144,000	-20.00	108,000	342,859	217.46
DOMINICAN REPUBLIC	63,050	14,340	-77.26	568,649	158,654	-72.10
UNITED KINGDOM	342,540	213,840	-37.57	549,847	80,190	-85.42
NETHERLANDS	1,240,056	605,959	-51.13	1,919,513	1,313,937	-31.55
FRANCE	649,204	429,773	-33.80	924,081	704,542	-23.76
GERMANY, FED. REP. OF	599,021	1,579,625	163.70	7,519,309	7,279,293	-3.19
BELGIUM	2,532,259	1,759,682	-30.51	4,030,074	5,715,290	41.82
SWITZERLAND	0	733	-	0	29,881	-
DENMARK	99,338	84,218	-15.22	204,638	447,232	118.55
NORWAY	57,661	59,539	3.26	107,827	179,213	66.20
IRELAND	0	17,820	-	0	21,384	-
ITALY	0	164,685	-	0	339,877	-
SPAIN	281,274	28,063	-90.02	3,309,327	137,017	-95.86
PORTUGAL	500	500	0.00	3,313	4,180	26.17
POLAND	19,800	19,523	-1.40	15,840	19,718	24.48
KAZAKHSTAN	19,800	0	-100.00	8,514	0	-100.00
UKRAINE	216,156	118,800	-45.04	81,677	65,340	-20.00
RUSSIA FEDERATION	1,887,151	1,383,848	-26.67	943,848	671,002	-28.91
<b>BIJI COKLAT</b>	<b>131,590,837</b>	<b>105,574,379</b>	<b>-19.77</b>	<b>155,404,962</b>	<b>143,120,503</b>	<b>-7.90</b>
JAPAN	84,000	0	-100.00	156,000	0	-100.00
CHINA	4,815,749	5,072,369	5.33	6,243,327	7,009,636	12.27
THAILAND	2,655,984	2,255,000	-15.10	3,372,993	1,651,631	-51.03
SINGAPORE	13,272,625	10,489,428	-20.97	16,904,913	15,774,017	-6.69
PHILIPPINES	0	32,000	-	0	1,608	-
MALAYSIA	66,370,498	58,682,398	-11.58	75,825,690	80,199,082	5.77
INDIA	100,000	14,000	-86.00	138,830	11,375	-91.81
PAKISTAN	25,200	0	-100.00	4,788	0	-100.00
SRI LANKA	90,000	0	-100.00	135,375	0	-100.00
SAUDI ARABIA	0	14,000	-	0	12,600	-
EGYPT	0	60,000	-	0	27,000	-
MAURITIUS	200,000	0	-100.00	262,277	0	-100.00
UNITED STATES	38,419,742	20,708,416	-46.10	45,354,650	27,531,581	-39.30
BRAZIL	4,499,339	0	-100.00	5,437,792	0	-100.00
COLOMBIA	0	6,350,000	-	0	7,980,700	-
NETHERLANDS	175,000	246,313	40.75	316,625	391,006	23.49
FRANCE	0	7	-	0	10	-
GERMANY, FED. REP. OF	800,000	302,990	-62.13	1,161,122	418,087	-63.99
BELGIUM	50,000	955,000	1,810.00	77,500	1,566,390	1,921.15
SWEDEN	0	9	-	0	221	-
ITALY	0	12,449	-	0	18,997	-
SPAIN	0	180,000	-	0	192,062	-
POLAND	0	200,000	-	0	334,500	-
UKRAINE	32,700	0	-100.00	13,080	0	-100.00
<b>-IKAN TONGKOL/TUNA</b>	<b>11,738,045</b>	<b>17,037,686</b>	<b>45.15</b>	<b>36,135,870</b>	<b>41,053,532</b>	<b>13.61</b>
JAPAN	6,214,372	5,155,719	-17.04	24,145,674	21,083,071	-12.68
HONG KONG	54,647	628,721	1,050.51	85,111	877,700	931.24
KOREA, DEMOCRATIC PEOPLE'S REPL	1,067	0	-100.00	5,335	0	-100.00
KOREA, REPUBLIC OF	72,119	321,660	346.01	88,225	1,049,073	1,089.09
TAIWAN	184,690	1,173,698	535.50	229,843	1,008,796	338.91
CHINA	250,116	1,078,792	331.32	347,068	536,570	54.60
THAILAND	1,144,672	2,681,342	134.25	826,590	2,954,208	257.40
SINGAPORE	1,156,630	1,126,430	-2.61	3,382,546	2,538,636	-24.95
PHILIPPINES	51,264	1,080,645	2,008.00	46,606	305,167	554.78
MALAYSIA	51,295	120,194	134.32	27,478	126,005	358.57
VIET NAM	274,472	567,366	106.71	412,622	947,170	129.55
PAKISTAN	78,000	0	-100.00	62,400	0	-100.00
SAUDI ARABIA	0	500	-	0	6,475	-
KUWAIT	0	55,996	-	0	55,996	-
JORDAN	2,704	200	-92.60	14,096	2,040	-85.53
LEBANON	22,589	0	-100.00	18,593	0	-100.00
UNITED ARAB EMIRATES	0	5,273	-	0	25,710	-
EGYPT	0	25,321	-	0	91,148	-
MOROCCO	0	201	-	0	201	-
KENYA	0	108	-	0	129,600	-
REUNION	12,000	0	-100.00	55,800	0	-100.00
SENEGAL	0	108,000	-	0	111,440	-
BENIN	0	26,530	-	0	248,880	-
SOUTH AFRICA	0	25,997	-	0	22,098	-
MAURITIUS	20,765	0	-100.00	37,802	0	-100.00
AUSTRALIA	68,966	21,093	-69.42	281,694	120,884	-57.09
UNITED STATES	1,121,018	1,513,747	35.03	3,293,675	5,818,132	76.65



TABEL 5. PERKEMBANGAN EKSPOR INDONESIA MENURUT KOMODITI DAN NEGARA TUJUAN

JENIS BARANG	BERAT BERSIH (KG)		PERUB	NILAI FOB (US \$)		PERUB
	JAN-APR 2006	JAN-APR 2007	%	JAN-APR 2006	JAN-APR 2007	%
	(1)	(2)	(3)	(4)	(5)	(6)
CANADA	998	7,464	647.90	8,259	76,890	830.98
MEXICO	145,358	121,097	-16.69	291,994	980,745	235.88
PANAMA	0	324,000	-	0	294,900	-
TRINIDAD AND TOBAGO	0	480,000	-	0	485,200	-
PUERTO RICO	9,689	0	-100.00	34,075	0	-100.00
UNITED KINGDOM	104,568	27,896	-73.32	106,930	124,274	16.22
NETHERLANDS	398,536	147,946	-62.88	1,246,170	74,007	-94.06
FRANCE	53,926	0	-100.00	245,347	0	-100.00
GERMANY, FED. REP. OF	56,789	17,050	-69.98	111,751	141,552	26.67
AUSTRIA	0	11,000	-	0	11,000	-
BELGIUM	113,790	70,087	-38.41	376,374	332,338	-11.70
SWITZERLAND	1	0	-100.00	1	0	-100.00
MONACO	0	17,195	-	0	70,752	-
DENMARK	8,047	20,013	148.70	3,219	25,463	691.02
ITALY	24,004	0	-100.00	159,238	0	-100.00
SPAIN	34,501	0	-100.00	171,931	0	-100.00
POLAND	0	48,000	-	0	339,950	-
RUSSIA FEDERATION	6,452	28,405	340.25	19,423	37,461	92.87
<b>-UBUR-UBUR</b>	<b>862,879</b>	<b>1,848,044</b>	<b>114.17</b>	<b>1,911,718</b>	<b>3,359,843</b>	<b>75.75</b>
JAPAN	158,289	289,802	83.08	591,712	934,919	58.00
HONG KONG	21,496	74,504	246.59	68,101	200,369	194.22
KOREA, REPUBLIC OF	346,849	226,518	-34.69	559,632	369,844	-33.91
TAIWAN	54,396	54,711	0.58	130,347	88,116	-32.40
CHINA	64,885	413,586	537.41	93,790	229,401	144.59
MACAU	0	35	-	0	771	-
THAILAND	0	1,969	-	0	5,234	-
SINGAPORE	24,726	8,987	-63.65	43,879	23,716	-45.95
PHILIPPINES	0	165	-	0	835	-
MALAYSIA	5,069	10,661	110.32	5,649	30,364	437.51
VIET NAM	20,000	7,000	-65.00	60,132	18,033	-70.01
IRAN (ISLAMIC REPUBLIC OF)	0	480	-	0	1,731	-
SAUDI ARABIA	0	250	-	0	4,223	-
KUWAIT	0	1,518	-	0	3,732	-
JORDAN	0	416	-	0	755	-
TURKEY	0	1,087	-	0	4,155	-
UNITED ARAB EMIRATES	0	538	-	0	1,340	-
EGYPT	0	18	-	0	151	-
SOUTH AFRICA	31,581	30,710	-2.76	82,900	84,588	2.04
AUSTRALIA	2,040	480	-76.47	6,847	1,819	-73.43
NEW ZEALAND	36	656	1,722.22	100	1,616	1,516.00
EAST TIMOR	0	1,190	-	0	3,345	-
UNITED STATES	53,462	325,149	508.19	121,972	592,934	386.12
CANADA	60,502	150,471	148.70	119,587	316,032	164.27
UNITED KINGDOM	1,990	34,198	1,618.49	1,281	49,146	3,736.53
NETHERLANDS	358	31,536	8,708.94	612	117,616	19,118.30
FRANCE	5,348	41,241	671.15	14,059	61,622	338.31
GERMANY, FED. REP. OF	5,869	61,973	955.94	6,420	81,942	1,176.36
AUSTRIA	0	2,366	-	0	6,762	-
BELGIUM	0	14,524	-	0	43,808	-
SWITZERLAND	260	6,466	2,386.92	458	9,924	2,066.81
DENMARK	693	2,965	327.85	658	2,341	255.78
NORWAY	0	143	-	0	566	-
SWEDEN	159	1,801	1,032.70	625	2,763	342.08
FINLAND	0	300	-	0	479	-
ITALY	4,640	30,758	562.89	2,428	37,050	1,425.95
SPAIN	35	4,575	12,971.43	100	4,620	4,520.00
PORTUGAL	0	1,030	-	0	1,236	-
GREECE	0	1,067	-	0	2,597	-
HUNGARY	0	1,793	-	0	2,098	-
POLAND	0	1,285	-	0	2,842	-
UKRAINE	0	433	-	0	688	-
LITHUANIA	0	1,169	-	0	2,208	-
ESTONIA	0	285	-	0	563	-
CROATIA	0	352	-	0	477	-
CZECH REPUBLIC	196	1,445	637.24	429	4,039	841.49
RUSSIA FEDERATION	0	5,438	-	0	6,433	-
<b>-KEPITING, KERANG-KERANGAN</b>	<b>12,488,361</b>	<b>21,375,614</b>	<b>71.16</b>	<b>42,420,600</b>	<b>57,122,717</b>	<b>34.66</b>
JAPAN	387,345	453,447	17.07	1,235,617	1,396,422	13.01
HONG KONG	770,427	2,023,680	162.67	1,743,056	4,065,081	133.22
KOREA, REPUBLIC OF	523,763	874,749	67.01	903,601	1,150,597	27.33
TAIWAN	430,866	392,567	-8.89	615,738	419,706	-31.84
CHINA	2,287,661	4,387,422	91.79	1,261,793	2,307,779	82.90
THAILAND	296,947	2,974,205	901.59	170,814	3,034,357	1,676.41
SINGAPORE	976,491	1,221,336	25.07	1,908,632	2,591,298	35.77
PHILIPPINES	553	1,059	91.50	2,805	21,784	676.61
MALAYSIA	1,166,425	1,021,588	-12.42	1,435,372	1,247,773	-13.07

TABEL 5. PERKEMBANGAN EKSPOR INDONESIA MENURUT KOMODITI DAN NEGARA TUJUAN

JENIS BARANG	BERAT BERSIH (KG)		PERUB	NILAI FOB (US \$)		PERUB
	JAN-APR 2006	JAN-APR 2007	%	JAN-APR 2006	JAN-APR 2007	%
(1)	(2)	(3)	(4)	(5)	(6)	(7)
MYANMAR (FORM. BURMA)	420	0	-100.00	840	0	-100.00
VIET NAM	306,487	357,230	16.56	411,204	494,449	20.24
INDIA	19,600	304,740	1,454.80	41,915	729,237	1,639.80
SAUDI ARABIA	77	0	-100.00	183	0	-100.00
LEBANON	1,227	0	-100.00	953	0	-100.00
TURKEY	0	23,113	-	0	82,494	-
UNITED ARAB EMIRATES	26	0	-100.00	190	0	-100.00
QATAR	0	1,000	-	0	8,551	-
CYPRUS	10,366	31,046	199.50	19,675	86,972	342.04
SUDAN	0	440	-	0	880	-
SENEGAL	0	78,543	-	0	214,610	-
AUSTRALIA	62,402	239,485	283.78	370,174	617,987	66.95
UNITED STATES	3,231,917	3,887,101	20.27	27,364,853	30,520,651	11.53
CANADA	160,349	124,101	-22.61	373,753	339,755	-9.10
MEXICO	11,751	51,599	339.10	38,900	174,481	348.54
PANAMA	31,158	59,533	91.07	77,440	181,293	134.11
VENEZUELA	0	196	-	0	72	-
ARGENTINA	20,471	0	-100.00	56,981	0	-100.00
PUERTO RICO	67,205	264,564	293.67	209,028	918,001	339.18
MARTINIQUE	709	13,074	1,744.01	1,920	54,978	2,763.44
UNITED KINGDOM	46,449	5,053	-89.12	254,993	4,670	-98.17
NETHERLANDS	29,961	65,347	118.11	210,242	571,873	172.01
FRANCE	9,060	92,161	917.23	10,090	273,638	2,611.97
GERMANY, FED. REP. OF	13,008	10,302	-20.80	38,050	28,434	-25.27
AUSTRIA	100	0	-100.00	300	0	-100.00
BELGIUM	55,745	60,437	8.42	139,887	169,960	21.50
SWITZERLAND	1,000	0	-100.00	168	0	-100.00
DENMARK	0	7,794	-	0	26,986	-
NORWAY	90	699	676.67	225	339	50.67
ITALY	944,025	1,933,451	104.81	1,911,370	4,376,486	128.97
SPAIN	388,759	122,606	-68.46	997,505	266,710	-73.26
PORTUGAL	194,563	155,241	-20.21	498,241	457,537	-8.17
GREECE	19,997	24,000	20.02	67,680	69,600	2.84
UKRAINE	0	24,960	-	0	9,984	-
LATVIA	756	3,701	389.55	3,651	15,600	327.28
CROATIA	20,205	60,044	197.17	42,761	182,092	325.84
RUSSIA FEDERATION	0	24,000	-	0	9,600	-
<b>-BEKICOT</b>	<b>915,847</b>	<b>804,552</b>	<b>-12.15</b>	<b>1,608,903</b>	<b>1,262,019</b>	<b>-21.56</b>
JAPAN	0	4,560	-	0	13,600	-
HONG KONG	66,448	44,617	-32.85	134,531	48,870	-63.67
KOREA, REPUBLIC OF	11,015	17,991	63.33	27,911	49,033	75.68
TAIWAN	462,682	413,689	-10.59	565,570	481,435	-14.88
CHINA	37,650	19,235	-48.91	20,708	49,105	137.13
THAILAND	162	0	-100.00	324	0	-100.00
SINGAPORE	44,389	105,321	137.27	108,354	309,639	185.77
MALAYSIA	10,284	36,077	250.81	4,811	20,682	329.89
SOUTH AFRICA	76,392	15,839	-79.27	186,425	34,775	-81.35
UNITED STATES	15,840	54,284	242.70	42,075	64,713	53.80
CANADA	74,874	50,541	-32.50	180,087	107,293	-40.42
UNITED KINGDOM	647	0	-100.00	1,369	0	-100.00
FRANCE	95,097	23,998	-74.76	293,997	70,874	-75.89
BELGIUM	19,998	0	-100.00	41,900	0	-100.00
DENMARK	0	18,400	-	0	12,000	-
NORWAY	42	0	-100.00	143	0	-100.00
SWEDEN	51	0	-100.00	95	0	-100.00
PORTUGAL	13	0	-100.00	33	0	-100.00
GREECE	6	0	-100.00	16	0	-100.00
HUNGARY	53	0	-100.00	114	0	-100.00
POLAND	104	0	-100.00	222	0	-100.00
LITHUANIA	12	0	-100.00	38	0	-100.00
RUSSIA FEDERATION	88	0	-100.00	180	0	-100.00
<b>-IKAN LAINNYA</b>	<b>99,113,387</b>	<b>71,770,564</b>	<b>-27.59</b>	<b>61,453,894</b>	<b>81,216,027</b>	<b>32.16</b>
JAPAN	1,989,374	3,063,093	53.97	4,182,176	12,855,332	207.38
HONG KONG	3,083,624	5,633,985	82.71	9,410,093	13,748,319	46.10
KOREA, REPUBLIC OF	4,129,343	2,686,451	-34.94	3,485,218	3,543,538	1.67
TAIWAN	8,243,015	2,077,944	-74.79	6,181,836	3,280,016	-46.94
CHINA	10,328,141	6,540,803	-36.67	4,106,410	3,657,035	-10.94
MACAU	60	349	481.67	1,500	3,600	140.00
THAILAND	41,811,502	25,914,370	-38.02	4,286,568	8,547,482	99.40
SINGAPORE	14,441,815	9,423,159	-34.75	11,139,231	12,783,122	14.76
PHILIPPINES	1,906,942	67,254	-96.47	693,658	558,729	-19.45
MALAYSIA	7,894,480	10,129,041	28.31	6,134,358	7,452,140	21.48
BRUNEI DARUSSALAM	0	2,677	-	0	5,280	-
VIET NAM	824,126	1,191,233	44.55	1,211,734	1,746,239	44.11
INDIA	0	54,010	-	0	35,307	-
SRI LANKA	15,025	59,240	294.28	6,100	48,786	699.77

TABEL 5. PERKEMBANGAN EKSPOR INDONESIA MENURUT KOMODITI DAN NEGARA TUJUAN

JENIS BARANG	BERAT BERSIH (KG)		PERUB	NILAI FOB (US \$)		PERUB
	JAN-APR 2006	JAN-APR 2007	%	JAN-APR 2006	JAN-APR 2007	%
(1)	(2)	(3)	(4)	(5)	(6)	(7)
IRAN (ISLAMIC REPUBLIC OF)	360	0	-100.00	414	0	-100.00
SAUDI ARABIA	660	3,290	398.48	11,310	14,291	26.36
KUWAIT	813	1,704	109.59	1,427	3,543	148.28
JORDAN	3,255	12,202	274.87	42,403	18,088	-57.34
LEBANON	209,154	94,299	-54.91	160,290	90,548	-43.51
YEMEN	15	0	-100.00	1,508	0	-100.00
OMAN	0	52,000	-	0	44,200	-
SYRIA ARAB REPUBLIC	2,604	4,736	81.87	16,726	7,523	-55.02
TURKEY	12,139	489	-95.97	16,994	1,215	-92.85
UNITED ARAB EMIRATES	25,456	147,741	480.38	16,353	182,227	1,014.33
QATAR	0	250	-	0	3,000	-
BAHRAIN	705	299	-57.59	2,192	896	-59.12
CYPRUS	2,215	287	-87.04	7,000	3,298	-52.89
EGYPT	34	72,709	213,750.00	27	59,187	219,111.11
ALGERIA	0	25,389	-	0	41,723	-
KENYA	26,500	0	-100.00	7,950	0	-100.00
REUNION	24,000	36,000	50.00	111,600	180,000	61.29
MOZAMBIQUE	0	88,048	-	0	109,980	-
GHANA	73,000	210,000	187.67	60,000	169,000	181.67
CONGO	0	16,188	-	0	18,175	-
SEYCHELLES	12,506	0	-100.00	7,086	0	-100.00
SAINT HELENA	2,000	0	-100.00	920	0	-100.00
SOUTH AFRICA	159	147,390	92,598.11	2,200	161,621	7,246.41
MAURITIUS	12,500	146,067	1,068.54	5,239	200,288	3,723.02
AUSTRALIA	330,946	905,336	173.56	794,081	1,763,472	122.08
NEW ZEALAND	1,311	759	-42.11	7,785	3,437	-55.85
GUAM	0	24,999	-	0	36,250	-
FIJI	26,000	0	-100.00	33,020	0	-100.00
SAMOA	0	145,258	-	0	149,986	-
EAST TIMOR	30	124	313.33	2,350	780	-66.81
UNITED STATES	1,413,219	1,393,015	-1.43	4,407,011	4,879,312	10.72
CANADA	39,153	26,189	-33.11	120,783	75,936	-37.13
MEXICO	0	14,597	-	0	18,471	-
PANAMA	621,000	140,180	-77.43	516,660	210,372	-59.28
VENEZUELA	0	309	-	0	175	-
ARGENTINA	0	19,443	-	0	102,737	-
BRAZIL	608	799	31.41	462	533	15.37
URUGUAY	0	46,920	-	0	53,020	-
PERU	52,000	523	-98.99	47,200	2,792	-94.08
PUERTO RICO	32,491	220,490	578.62	112,409	1,024,133	811.08
DOMINICAN REPUBLIC	21,245	59,347	179.35	66,673	235,810	253.68
MARTINIQUE	12,903	21,969	70.26	34,904	64,487	84.76
NETHERLANDS ANTILLES	4,333	0	-100.00	44,355	0	-100.00
UNITED KINGDOM	357,285	141,193	-60.48	669,328	413,811	-38.18
NETHERLANDS	219,891	92,113	-58.11	641,783	161,823	-74.79
FRANCE	49,144	98,311	100.05	179,765	287,903	60.16
GERMANY, FED. REP. OF	68,896	25,579	-62.87	279,410	131,143	-53.06
AUSTRIA	3,002	3,385	12.76	18,594	18,342	-1.36
BELGIUM	117,501	57,966	-50.67	372,620	224,843	-39.66
SWITZERLAND	2,495	2,652	6.29	6,938	8,756	26.20
DENMARK	6,769	7,934	17.21	41,429	24,617	-40.58
NORWAY	1,125	450	-60.00	6,007	2,444	-59.31
SWEDEN	2,115	4,141	95.79	26,584	39,515	48.64
FINLAND	0	167	-	0	341	-
ITALY	356,245	137,783	-61.32	813,182	517,618	-36.35
SPAIN	77,086	10,361	-86.56	166,427	474,030	184.83
PORTUGAL	12,843	15,100	17.57	39,359	47,736	21.28
GREECE	14,635	3,323	-77.29	11,899	12,187	2.42
HUNGARY	3,040	3,578	17.70	6,150	10,772	75.15
POLAND	144,168	8,998	-93.76	499,583	44,015	-91.19
ROMANIA	0	790	-	0	461	-
BULGARIA	160	0	-100.00	1,000	0	-100.00
UKRAINE	216	24,773	11,368.98	724	34,835	4,711.46
LITHUANIA	245	21,394	8,632.24	1,019	269,784	26,375.37
ESTONIA	36,064	72,590	101.28	127,666	84,554	-33.77
GEORGIA	500	0	-100.00	3,731	0	-100.00
CROATIA	0	111	-	0	151	-
MALTA	592	200	-66.22	3,143	1,960	-37.64
SLOVENIA	0	40	-	0	393	-
CZECH REPUBLIC	2,037	6,257	207.17	16,868	39,457	133.92
RUSSIA FEDERATION	6,572	108,421	1,549.74	22,471	169,105	652.55
<b>-BIJI BUNGA</b>	<b>41,157</b>	<b>14,796</b>	<b>-64.05</b>	<b>872,151</b>	<b>414,035</b>	<b>-52.53</b>
TAIWAN	37,880	0	-100.00	26,572	0	-100.00
SINGAPORE	176	51	-71.02	321,548	134,539	-58.16
MALAYSIA	2,833	0	-100.00	6,075	0	-100.00
VIET NAM	0	1,206	-	0	1,606	-
INDIA	0	13,164	-	0	11,381	-

TABEL 5. PERKEMBANGAN EKSPOR INDONESIA MENURUT KOMODITI DAN NEGARA TUJUAN

JENIS BARANG	BERAT BERSIH (KG)		PERUB	NILAI FOB (US \$)		PERUB
	JAN-APR 2006	JAN-APR 2007	%	JAN-APR 2006	JAN-APR 2007	%
(1)	(2)	(3)	(4)	(5)	(6)	(7)
AUSTRALIA	0	245	-	0	582	-
UNITED KINGDOM	24	14	-41.67	64,647	26,671	-58.74
NETHERLANDS	189	73	-61.38	411,744	195,584	-52.50
FRANCE	51	36	-29.41	20,464	18,869	-7.79
DENMARK	4	7	75.00	21,101	24,803	17.54
<b>-BIJI KAPAS</b>	<b>202,254</b>	<b>10,732,805</b>	<b>5,206.60</b>	<b>27,842</b>	<b>2,694,632</b>	<b>9,578.30</b>
JAPAN	0	385,000	-	0	59,295	-
TAIWAN	202,254	183,790	-9.13	27,842	30,940	11.13
MALAYSIA	0	10,163,986	-	0	2,604,367	-
GERMANY, FED. REP. OF	0	29	-	0	30	-
<b>-BIJI LAINNYA</b>	<b>55,869,837</b>	<b>30,436,122</b>	<b>-45.52</b>	<b>11,136,876</b>	<b>9,411,504</b>	<b>-15.49</b>
JAPAN	245,541	531,511	116.47	254,229	710,634	179.53
HONG KONG	70,068	238,236	240.01	60,089	307,055	411.00
KOREA, REPUBLIC OF	83,261	44,385	-46.69	31,771	32,206	1.37
TAIWAN	346,660	315,360	-9.03	165,938	127,278	-23.30
CHINA	259,759	479,215	84.48	359,137	447,724	24.67
THAILAND	19,897,330	24,286	-99.88	562,953	236,642	-57.96
SINGAPORE	229,606	365,468	59.17	349,542	271,011	-22.47
PHILIPPINES	52,940	92,342	74.43	20,043	35,240	75.82
MALAYSIA	33,383,014	8,397,311	-74.85	7,955,936	2,603,889	-67.27
BRUNEI DARUSSALAM	93,689	4,786	-94.89	93,154	7,977	-91.44
VIET NAM	840,849	809,999	-3.67	690,188	577,438	-16.34
MALDIVES	43	0	-100.00	240	0	-100.00
INDIA	157,405	415,981	164.27	194,463	343,971	76.88
PAKISTAN	899	970	7.90	1,723	2,720	57.86
SAUDI ARABIA	2,615	0	-100.00	1,679	0	-100.00
JORDAN	99,681	520	-99.48	160,730	3,545	-97.79
UNITED ARAB EMIRATES	10,597	150	-98.58	9,500	1,300	-86.32
MAURITIUS	791	25,000	3,060.56	18,005	2,000	-88.89
AUSTRALIA	16,436	14,300	-13.00	27,549	30,605	11.09
VANUATU	268	0	-100.00	149	0	-100.00
EAST TIMOR	12,789	0	-100.00	10,716	0	-100.00
UNITED STATES	23,922	18,760	-21.58	78,342	102,865	31.30
CANADA	404	0	-100.00	105	0	-100.00
UNITED KINGDOM	0	17	-	0	17	-
NETHERLANDS	13,331	1,502,497	11,170.70	38,550	720,737	1,769.62
FRANCE	325	0	-100.00	306	0	-100.00
GERMANY, FED. REP. OF	2,521	2,955,000	117,115.39	10,058	2,491,650	24,672.82
BELGIUM	17,000	0	-100.00	31,110	0	-100.00
ITALY	1	14,200,028	#####	7	355,000	5,071,328.57
SPAIN	5	0	-100.00	12	0	-100.00
PORTUGAL	8,087	0	-100.00	10,652	0	-100.00
<b>BULU BEBEK</b>	<b>88,461</b>	<b>127,543</b>	<b>44.18</b>	<b>89,987</b>	<b>126,752</b>	<b>40.86</b>
KOREA, REPUBLIC OF	0	487	-	0	12,270	-
TAIWAN	87,058	125,789	44.49	83,921	98,871	17.81
VIET NAM	0	422	-	0	10,921	-
GUAM	28	0	-100.00	85	0	-100.00
SPAIN	149	845	467.11	871	4,690	438.46
YUGOSLAVIA	98	0	-100.00	177	0	-100.00
RUSSIA FEDERATION	1,128	0	-100.00	4,933	0	-100.00
<b>DAMAR DAN GETAH DAMAR</b>	<b>8,313,323</b>	<b>13,695,874</b>	<b>64.75</b>	<b>6,078,055</b>	<b>10,149,243</b>	<b>66.98</b>
JAPAN	422,400	242,667	-42.55	311,317	187,215	-39.86
KOREA, REPUBLIC OF	287,999	476,400	65.42	197,626	353,928	79.09
TAIWAN	401,721	115,200	-71.32	286,319	86,976	-69.62
CHINA	18,000	57,600	220.00	16,767	41,568	147.92
THAILAND	156,250	522,410	234.34	120,199	417,540	247.37
SINGAPORE	45,620	0	-100.00	95,623	0	-100.00
PHILIPPINES	115,200	153,600	33.33	95,232	110,592	16.13
MALAYSIA	53,400	115,200	115.73	49,230	83,232	69.07
INDIA	1,798,698	3,411,198	89.65	1,380,919	2,490,720	80.37
PAKISTAN	788,000	1,593,599	102.23	497,422	1,147,968	130.78
BANGLADESH	192,000	307,200	60.00	136,704	224,640	64.33
SRI LANKA	15,000	0	-100.00	8,400	0	-100.00
SAUDI ARABIA	19,200	0	-100.00	18,624	0	-100.00
TURKEY	153,600	192,000	25.00	101,299	144,480	42.63
SOUTH AFRICA	38,400	0	-100.00	35,770	0	-100.00
NEW ZEALAND	57,600	0	-100.00	55,872	0	-100.00
UNITED STATES	102,240	0	-100.00	99,173	0	-100.00
COLOMBIA	268,800	192,000	-28.57	194,774	142,848	-26.66
ECUADOR	19,200	0	-100.00	10,656	0	-100.00
NETHERLANDS	1,228,798	1,440,000	17.19	841,698	1,065,696	26.61
FRANCE	96,000	672,000	600.00	51,840	484,800	835.19
GERMANY, FED. REP. OF	537,599	1,708,800	217.86	403,555	1,272,192	215.25
BELGIUM	172,800	864,000	400.00	93,312	674,880	623.25

TABEL 5. PERKEMBANGAN EKSPOR INDONESIA MENURUT KOMODITI DAN NEGARA TUJUAN

JENIS BARANG	BERAT BERSIH (KG)		PERUB	NILAI FOB (US \$)		PERUB
	JAN-APR 2006	JAN-APR 2007	%	JAN-APR 2006	JAN-APR 2007	%
(1)	(2)	(3)	(4)	(5)	(6)	(7)
ITALY	364,799	979,200	168.42	255,534	741,312	190.10
SPAIN	134,400	403,200	200.00	72,576	292,800	303.44
PORTUGAL	499,199	19,200	-96.15	438,334	13,824	-96.85
POLAND	326,400	0	-100.00	209,280	0	-100.00
ROMANIA	0	19,200	-	0	13,824	-
UKRAINE	0	38,400	-	0	32,448	-
RUSSIA FEDERATION	0	172,800	-	0	125,760	-
<b>KOPAL DAN LAIN-LAIN</b>	<b>9,410,592</b>	<b>10,669,566</b>	<b>13.38</b>	<b>6,627,393</b>	<b>7,775,806</b>	<b>17.33</b>
JAPAN	606,111	60,000	-90.10	715,990	73,255	-89.77
HONG KONG	163,073	32,572	-80.03	344,204	70,600	-79.49
KOREA, REPUBLIC OF	59,150	35,000	-40.83	67,781	41,060	-39.42
TAIWAN	242,079	96,850	-59.99	125,640	84,490	-32.75
CHINA	207,547	187,500	-9.66	146,536	168,675	15.11
THAILAND	97,451	70,385	-27.77	92,186	71,359	-22.59
SINGAPORE	725,159	816,342	12.57	733,188	950,422	29.63
PHILIPPINES	44,200	19,000	-57.01	33,950	12,541	-63.06
MALAYSIA	163,221	215,455	32.00	121,185	182,397	50.51
VIET NAM	58,933	18,358	-68.85	51,153	21,630	-57.72
INDIA	3,977,061	5,405,350	35.91	2,503,336	3,434,587	37.20
PAKISTAN	418,090	426,575	2.03	201,759	306,667	52.00
BANGLADESH	1,232,180	904,200	-26.62	225,141	325,350	44.51
SRI LANKA	192,099	169,980	-11.51	79,476	77,918	-1.96
IRAN (ISLAMIC REPUBLIC OF)	38,400	19,200	-50.00	35,770	14,976	-58.13
SAUDI ARABIA	150,050	118,645	-20.93	81,145	55,054	-32.15
YEMEN	0	20,040	-	0	8,319	-
SYRIA ARAB REPUBLIC	48,500	0	-100.00	49,953	0	-100.00
TURKEY	0	19,200	-	0	13,824	-
UNITED ARAB EMIRATES	147,793	229,875	55.54	67,785	109,088	60.93
EGYPT	75,300	0	-100.00	36,367	0	-100.00
TUNISIA	0	60,540	-	0	24,857	-
ALGERIA	94,400	0	-100.00	65,980	0	-100.00
NIGERIA	18,000	0	-100.00	15,300	0	-100.00
BENIN	20,800	0	-100.00	8,980	0	-100.00
SOUTH AFRICA	0	38,400	-	0	28,800	-
AUSTRALIA	0	9	-	0	20	-
FIJI	0	6	-	0	168	-
UNITED STATES	52,679	34,855	-33.84	70,574	33,779	-52.14
CANADA	21,880	68	-99.69	6,000	1,385	-76.92
MEXICO	0	60,000	-	0	46,800	-
BRAZIL	900	0	-100.00	7,600	0	-100.00
COLOMBIA	0	57,600	-	0	44,928	-
UNITED KINGDOM	13,724	53,999	293.46	13,737	138,761	910.13
NETHERLANDS	12,500	0	-100.00	9,375	0	-100.00
FRANCE	35,037	65,706	87.53	69,981	102,005	45.76
GERMANY, FED. REP. OF	373,875	706,335	88.92	314,239	468,290	49.02
AUSTRIA	0	3	-	0	29	-
IRELAND	0	10	-	0	42	-
ITALY	98,400	507,402	415.65	302,682	697,737	130.52
SPAIN	22,000	0	-100.00	30,400	0	-100.00
GREECE	0	51	-	0	682	-
POLAND	0	200,855	-	0	150,911	-
RUSSIA FEDERATION	0	19,200	-	0	14,400	-
<b>SAYUR-SAYURAN</b>	<b>21,753,557</b>	<b>17,417,950</b>	<b>-19.93</b>	<b>8,216,526</b>	<b>7,672,431</b>	<b>-6.62</b>
JAPAN	1,302,971	1,505,857	15.57	1,399,264	1,437,178	2.71
HONG KONG	7,046	24,905	253.46	23,738	54,801	130.86
KOREA, REPUBLIC OF	19,292	27,337	41.70	93,819	81,826	-12.78
TAIWAN	146,041	1,127,655	672.15	33,071	419,229	1,167.66
THAILAND	72,851	91,198	25.18	38,878	54,951	41.34
SINGAPORE	7,632,540	5,150,769	-32.52	2,161,837	1,752,686	-18.93
PHILIPPINES	1,781,077	2,535,347	42.35	722,566	1,237,047	71.20
MALAYSIA	9,565,827	6,102,359	-36.21	2,921,039	1,779,441	-39.08
BRUNEI DARUSSALAM	16,326	23,399	43.32	49,457	47,744	-3.46
VIET NAM	0	5,056	-	0	5,950	-
INDIA	311,741	461,811	48.14	150,762	216,790	43.80
PAKISTAN	406,696	0	-100.00	173,816	0	-100.00
SRI LANKA	0	296	-	0	1,273	-
SAUDI ARABIA	61,499	83,784	36.24	62,224	87,796	41.10
KUWAIT	1,572	0	-100.00	2,147	0	-100.00
UNITED ARAB EMIRATES	50,668	39,978	-21.10	39,416	49,597	25.83
QATAR	0	13,192	-	0	18,027	-
BENIN	0	1,265	-	0	500	-
AUSTRALIA	4,133	2,553	-38.23	7,181	6,472	-9.87
NEW ZEALAND	45	0	-100.00	69	0	-100.00
CHRISTMAS ISLANDS	1,379	0	-100.00	2,930	0	-100.00
EAST TIMOR	10,881	0	-100.00	4,331	0	-100.00
UNITED STATES	171,006	136,059	-20.44	193,099	157,051	-18.67

TABEL 5. PERKEMBANGAN EKSPOR INDONESIA MENURUT KOMODITI DAN NEGARA TUJUAN

JENIS BARANG	BERAT BERSIH (KG)		PERUB	NILAI FOB (US \$)		PERUB
	JAN-APR 2006	JAN-APR 2007	%	JAN-APR 2006	JAN-APR 2007	%
(1)	(2)	(3)	(4)	(5)	(6)	(7)
CANADA	0	14,656	-	0	16,628	-
NETHERLANDS	140,785	16,079	-88.58	102,120	34,762	-65.96
FRANCE	49,031	1,701	-96.53	33,857	1,565	-95.38
GERMANY, FED. REP. OF	150	0	-100.00	905	0	-100.00
BELGIUM	0	46,639	-	0	206,462	-
DENMARK	0	50	-	0	50	-
SLOVENIA	0	6,005	-	0	4,605	-
<b>BUAH-BUAHAN</b>	<b>73,772,778</b>	<b>72,121,261</b>	<b>-2.24</b>	<b>34,343,373</b>	<b>40,357,501</b>	<b>17.51</b>
JAPAN	32,102	260,653	711.95	13,591	134,287	888.06
HONG KONG	776,296	2,936,293	278.24	596,585	1,540,501	158.22
KOREA, REPUBLIC OF	54,309	253,151	366.13	49,857	217,066	335.38
TAIWAN	77,253	33,243	-56.97	23,320	11,095	-52.42
CHINA	2,007,804	3,569,108	77.76	1,267,628	1,862,482	46.93
THAILAND	40,977	0	-100.00	31,702	0	-100.00
SINGAPORE	2,072,607	2,442,929	17.87	956,438	1,548,842	61.94
PHILIPPINES	81,706	34,000	-58.39	6,298	9,084	44.24
MALAYSIA	1,077,363	2,964,137	175.13	344,573	1,209,485	251.01
BRUNEI DARUSSALAM	1,759	6,444	266.34	5,350	15,393	187.72
NEPAL	2,758,666	5,651,804	104.87	1,058,512	2,265,441	114.02
VIET NAM	121,337	347,570	186.45	95,223	228,363	139.82
INDIA	36,079,264	30,838,093	-14.53	15,594,832	15,736,026	0.91
PAKISTAN	23,706,635	20,340,820	-14.20	11,941,549	13,836,956	15.87
BANGLADESH	1,717,463	907,085	-47.18	854,525	473,481	-44.59
SRI LANKA	18,005	0	-100.00	6,383	0	-100.00
IRAN (ISLAMIC REPUBLIC OF)	2,119,260	501,930	-76.32	681,533	173,745	-74.51
SAUDI ARABIA	277,064	231,028	-16.62	160,837	125,483	-21.98
KUWAIT	16,496	60,737	268.19	20,107	28,867	43.57
UNITED ARAB EMIRATES	459,253	583,679	27.09	356,105	388,676	9.15
QATAR	5,804	2,707	-53.36	4,526	2,884	-36.28
BAHRAIN	0	4,693	-	0	3,311	-
SOUTH AFRICA	0	16,200	-	0	16,686	-
AUSTRALIA	254	422	66.14	152	1,194	685.53
COOK ISLANDS	179	0	-100.00	353	0	-100.00
EAST TIMOR	941	0	-100.00	308	0	-100.00
UNITED STATES	65,949	33,479	-49.24	80,757	379,677	370.15
SURINAME	0	65	-	0	591	-
NETHERLANDS	112,670	61,729	-45.21	126,892	106,901	-15.75
FRANCE	15,209	27,783	82.67	26,909	35,021	30.15
GERMANY, FED. REP. OF	24,014	11,032	-54.06	17,411	5,516	-68.32
BELGIUM	12,039	440	-96.35	7,383	440	-94.04
SWITZERLAND	0	7	-	0	7	-
SPAIN	572	0	-100.00	1,656	0	-100.00
BULGARIA	39,528	0	-100.00	12,078	0	-100.00
<b>KULIT KERANG DAN LAIN-LAIN</b>	<b>2,007,114</b>	<b>2,510,505</b>	<b>25.08</b>	<b>1,027,784</b>	<b>895,929</b>	<b>-12.83</b>
JAPAN	151,747	115,198	-24.09	96,608	63,012	-34.78
HONG KONG	69,458	69,951	0.71	16,641	20,263	21.77
KOREA, REPUBLIC OF	10,249	99,545	871.27	45,373	72,042	58.78
TAIWAN	102	0	-100.00	523	0	-100.00
CHINA	1,470,848	1,899,548	29.15	454,030	446,109	-1.74
THAILAND	39,066	15,735	-59.72	101,801	17,913	-82.40
SINGAPORE	8,788	11,265	28.19	15,237	100,246	557.91
PHILIPPINES	46,000	10,395	-77.40	3,000	1,039	-65.37
MALAYSIA	599	16,915	2,723.87	859	23,131	2,592.78
VIET NAM	160,292	197,140	22.99	80,233	99,094	23.51
INDIA	16,837	4,905	-70.87	4,298	2,462	-42.72
PAKISTAN	5,005	0	-100.00	7,500	0	-100.00
TURKEY	1,335	0	-100.00	4,245	0	-100.00
CONGO	1	0	-100.00	39	0	-100.00
SOUTH AFRICA	297	0	-100.00	594	0	-100.00
AUSTRALIA	11	1,119	10,072.73	111	677	509.91
NEW ZEALAND	101	0	-100.00	290	0	-100.00
UNITED STATES	412	3,932	854.37	840	4,962	490.71
CANADA	375	0	-100.00	1,330	0	-100.00
BRAZIL	120	0	-100.00	189	0	-100.00
UNITED KINGDOM	0	5,161	-	0	6,001	-
NETHERLANDS	0	311	-	0	132	-
FRANCE	166	0	-100.00	305	0	-100.00
GERMANY, FED. REP. OF	8,512	922	-89.17	4,313	1,000	-76.81
SWEDEN	79	0	-100.00	449	0	-100.00
IRELAND	8	0	-100.00	51	0	-100.00
ITALY	16,290	58,100	256.66	186,783	37,343	-80.01
SPAIN	212	363	71.23	1,443	503	-65.14
GREECE	20	0	-100.00	266	0	-100.00
CROATIA	66	0	-100.00	213	0	-100.00
SLOVENIA	118	0	-100.00	220	0	-100.00

TABEL 5. PERKEMBANGAN EKSPOR INDONESIA MENURUT KOMODITI DAN NEGARA TUJUAN

JENIS BARANG	BERAT BERSIH (KG)		PERUB	NILAI FOB (US \$)		PERUB
	JAN-APR 2006	JAN-APR 2007	%	JAN-APR 2006	JAN-APR 2007	%
(1)	(2)	(3)	(4)	(5)	(6)	(7)
<b>TANAMAN OBAT</b>	<b>1,627,983</b>	<b>3,914,304</b>	<b>140.44</b>	<b>1,742,714</b>	<b>3,133,462</b>	<b>79.80</b>
JAPAN	18,523	30,593	65.16	87,362	154,018	76.30
HONG KONG	47,815	385,846	706.96	25,056	50,205	100.37
KOREA, REPUBLIC OF	12,068	28,490	136.08	17,365	48,135	177.20
TAIWAN	532,848	493,424	-7.40	189,043	414,745	119.39
CHINA	42,500	54,096	27.28	17,000	62,391	267.01
THAILAND	572	0	-100.00	5,490	0	-100.00
SINGAPORE	439,512	1,117,995	154.37	710,303	981,191	38.14
MALAYSIA	24,014	33,005	37.44	15,722	25,168	60.08
VIET NAM	0	22,355	-	0	11,211	-
INDIA	51,115	123,224	141.07	92,398	235,395	154.76
PAKISTAN	0	26,000	-	0	10,400	-
SAUDI ARABIA	207,167	469,952	126.85	287,417	476,722	65.86
YEMEN	3,000	0	-100.00	900	0	-100.00
UNITED ARAB EMIRATES	77,704	739,420	851.59	32,030	194,163	506.19
EGYPT	0	38,649	-	0	29,084	-
MOROCCO	0	4,980	-	0	11,965	-
SUDAN	38,000	15,000	-60.53	13,663	1,950	-85.73
GHANA	0	16,240	-	0	16,240	-
CAMEROON	0	84,000	-	0	87,800	-
BENIN	38,000	34,000	-10.53	7,600	6,800	-10.53
NIGER	0	36,000	-	0	7,200	-
CHAD	0	72,000	-	0	18,100	-
NEW CALEDONIA	47	0	-100.00	120	0	-100.00
UNITED STATES	420	675	60.71	1,560	1,350	-13.46
CANADA	100	220	120.00	150	1,160	673.33
NETHERLANDS	6,679	0	-100.00	11,021	0	-100.00
FRANCE	2,484	2,200	-11.43	68,400	69,784	2.02
GERMANY, FED. REP. OF	49,105	33,189	-32.41	78,574	64,731	-17.62
SWEDEN	19,000	0	-100.00	3,800	0	-100.00
ITALY	0	21,125	-	0	31,263	-
SPAIN	0	7,000	-	0	15,629	-
GREECE	0	59	-	0	1,169	-
LATVIA	0	6,803	-	0	11,246	-
RUSSIA FEDERATION	17,310	17,764	2.62	77,740	94,247	21.23
<b>-GANGGANG LAUT</b>	<b>24,134,457</b>	<b>27,380,021</b>	<b>13.45</b>	<b>11,866,781</b>	<b>14,962,212</b>	<b>26.08</b>
JAPAN	80,793	196,279	142.94	910,764	1,292,865	41.95
HONG KONG	4,946,847	4,069,691	-17.73	1,384,591	948,157	-31.52
KOREA, REPUBLIC OF	1,658,285	1,933,249	16.58	930,293	1,153,689	24.01
TAIWAN	49,958	126,200	152.61	13,484	52,074	286.19
CHINA	8,895,396	8,001,977	-10.04	2,480,916	3,684,102	48.50
THAILAND	26,000	181,694	598.82	17,420	101,689	483.75
SINGAPORE	33,444	42,796	27.96	92,010	290,358	215.57
PHILIPPINES	1,579,935	3,277,589	107.45	757,800	1,927,805	154.39
MALAYSIA	232,179	281,350	21.18	191,379	463,628	142.26
VIET NAM	506,735	2,579,228	408.99	242,142	862,605	256.24
UNITED ARAB EMIRATES	137	0	-100.00	328	0	-100.00
MOROCCO	0	129,000	-	0	42,450	-
TUNISIA	342,150	229,998	-32.78	201,005	94,400	-53.04
AUSTRALIA	145,000	103,000	-28.97	321,050	178,130	-44.52
UNITED STATES	1,458,472	1,572,687	7.83	1,181,323	992,898	-15.95
CANADA	220,500	0	-100.00	122,500	0	-100.00
MEXICO	0	40,000	-	0	20,000	-
PANAMA	14,000	14,000	0.00	9,100	7,000	-23.08
CHILE	329,344	582,174	76.77	183,523	226,126	23.21
ARGENTINA	175,000	141,000	-19.43	61,250	84,280	37.60
BRAZIL	557,217	580,000	4.09	323,573	290,000	-10.38
DOMINICAN REPUBLIC	0	20,000	-	0	10,000	-
UNITED KINGDOM	238,600	262,500	10.02	590,740	678,504	14.86
NETHERLANDS	40,000	0	-100.00	148,000	0	-100.00
FRANCE	144,000	928,000	544.44	93,600	416,300	344.76
GERMANY, FED. REP. OF	125,000	105,000	-16.00	255,600	182,700	-28.52
BELGIUM	104,000	84,000	-19.23	204,300	172,410	-15.61
DENMARK	529,120	1,337,609	152.80	238,110	592,842	148.98
SPAIN	1,510,345	540,000	-64.25	662,410	182,500	-72.45
PORTUGAL	129,000	0	-100.00	39,570	0	-100.00
POLAND	21,000	0	-100.00	73,500	0	-100.00
LITHUANIA	42,000	21,000	-50.00	136,500	14,700	-89.23
<b>-LAINNYA</b>	<b>2,695,701</b>	<b>1,318,622</b>	<b>-51.08</b>	<b>1,211,347</b>	<b>1,316,474</b>	<b>8.68</b>
JAPAN	16,148	10,096	-37.48	7,762	41,793	438.43
HONG KONG	0	679	-	0	1,938	-
KOREA, REPUBLIC OF	39,724	18,367	-53.76	17,691	2,591	-85.35
TAIWAN	1,970,487	555,488	-71.81	748,392	224,793	-69.96
CHINA	144,001	229,653	59.48	48,704	19,635	-59.69
THAILAND	3,896	0	-100.00	1,238	0	-100.00
SINGAPORE	12,637	339,905	2,589.76	2,259	698,726	30,830.77

TABEL 5. PERKEMBANGAN EKSPOR INDONESIA MENURUT KOMODITI DAN NEGARA TUJUAN

JENIS BARANG	BERAT BERSIH (KG)		PERUB	NILAI FOB (US \$)		PERUB
	JAN-APR 2006	JAN-APR 2007	%	JAN-APR 2006	JAN-APR 2007	%
(1)	(2)	(3)	(4)	(5)	(6)	(7)
MALAYSIA	77,633	31,143	-59.88	27,652	11,761	-57.47
MALDIVES	135	0	-100.00	196	0	-100.00
INDIA	12	12,500	104,066.67	14	600	4,185.71
SAUDI ARABIA	65,649	0	-100.00	18,008	0	-100.00
OMAN	250	0	-100.00	606	0	-100.00
TURKEY	4,950	0	-100.00	1,672	0	-100.00
BAHRAIN	30,000	0	-100.00	2,421	0	-100.00
REUNION	617	0	-100.00	870	0	-100.00
SOUTH AFRICA	218	0	-100.00	328	0	-100.00
MAURITIUS	12,058	0	-100.00	1,865	0	-100.00
AUSTRALIA	79,969	40,022	-49.95	63,322	59,670	-5.77
NEW ZEALAND	924	0	-100.00	1,661	0	-100.00
GUAM	413	0	-100.00	1,950	0	-100.00
NEW CALEDONIA	88	0	-100.00	911	0	-100.00
NORTHERN MARIANA ISLANDS	143	0	-100.00	233	0	-100.00
MARSHALL ISLANDS	338	0	-100.00	23	0	-100.00
UNITED STATES	50,373	40,100	-20.39	119,664	127,442	6.50
CANADA	8,605	2,973	-65.45	12,691	9,460	-25.46
VENEZUELA	0	699	-	0	7,566	-
ARGENTINA	0	19	-	0	24	-
URUGUAY	864	0	-100.00	462	0	-100.00
COSTA RICA	22	0	-100.00	15	0	-100.00
UNITED KINGDOM	4,816	10,394	115.82	10,299	37,995	268.92
NETHERLANDS	727	9,720	1,237.00	1,131	32,270	2,753.23
FRANCE	2,460	4	-99.84	939	12	-98.72
GERMANY, FED. REP. OF	2,812	7,123	153.31	5,618	9,006	60.31
AUSTRIA	2	0	-100.00	13	0	-100.00
BELGIUM	73,686	0	-100.00	8,953	0	-100.00
SWITZERLAND	325	0	-100.00	673	0	-100.00
DENMARK	5,641	0	-100.00	3,597	0	-100.00
FINLAND	817	0	-100.00	458	0	-100.00
ITALY	11,416	1,648	-85.56	17,963	12,873	-28.34
SPAIN	487	2,636	441.27	803	12,398	1,443.96
PORTUGAL	5,132	0	-100.00	23,243	0	-100.00
GREECE	48,798	0	-100.00	38,644	0	-100.00
HUNGARY	4,000	4,800	20.00	1,725	4,580	165.51
POLAND	10,976	0	-100.00	10,230	0	-100.00
ROMANIA	0	653	-	0	1,341	-
CROATIA	33	0	-100.00	507	0	-100.00
SLOVENIA	1,115	0	-100.00	1,811	0	-100.00
CZECH REPUBLIC	2,304	0	-100.00	4,130	0	-100.00
<b>-MUTIARA</b>	<b>340</b>	<b>393</b>	<b>15.59</b>	<b>2,712,200</b>	<b>2,747,836</b>	<b>1.31</b>
JAPAN	173	216	24.86	1,415,613	1,823,245	28.80
HONG KONG	11	10	-9.09	48,354	117,689	143.39
KOREA, REPUBLIC OF	3	0	-100.00	44,373	0	-100.00
THAILAND	1	5	400.00	14	4,417	31,450.00
SINGAPORE	44	15	-65.91	22,037	74,077	236.15
AUSTRALIA	76	147	93.42	1,181,196	728,408	-38.33
UNITED STATES	32	0	-100.00	613	0	-100.00
<b>-LAINNYA</b>	<b>60,424,634</b>	<b>102,671,505</b>	<b>69.92</b>	<b>28,571,441</b>	<b>49,486,486</b>	<b>73.20</b>
JAPAN	3,839,669	3,142,317	-18.16	3,772,228	3,351,241	-11.16
HONG KONG	1,391,566	1,037,541	-25.44	1,370,430	751,286	-45.18
KOREA, REPUBLIC OF	3,622,842	1,083,328	-70.10	1,394,281	746,995	-46.42
TAIWAN	1,219,945	1,583,225	29.78	554,336	877,601	58.32
CHINA	1,545,153	5,021,070	224.96	554,893	1,132,933	104.17
THAILAND	132,121	10,712,631	8,008.20	155,741	478,512	207.25
SINGAPORE	5,947,466	14,368,719	141.59	5,684,564	15,363,943	170.27
PHILIPPINES	14,108,027	6,456,161	-54.24	1,707,279	1,722,307	0.88
MALAYSIA	16,543,816	41,380,372	150.13	3,778,037	11,878,189	214.40
MYANMAR (FORM. BURMA)	0	36,000	-	0	22,398	-
BRUNEI DARUSSALAM	252	331	31.35	304	1,270	317.76
NEPAL	50,000	0	-100.00	72,771	0	-100.00
VIET NAM	508,053	511,643	0.71	104,623	430,714	311.68
MALDIVES	20,005	10,043	-49.80	14,435	5,311	-63.21
INDIA	2,325,452	2,174,816	-6.48	2,219,843	2,988,325	34.62
PAKISTAN	6,336,876	8,580,946	35.41	919,329	1,275,832	38.78
BANGLADESH	108,000	162,500	50.46	98,340	134,355	36.62
SRI LANKA	20,000	260,830	1,204.15	6,598	396,843	5,914.60
IRAQ	0	110,880	-	0	38,376	-
IRAN (ISLAMIC REPUBLIC OF)	136	0	-100.00	201	0	-100.00
SAUDI ARABIA	6,050	40,171	563.98	16,387	31,724	93.59
KUWAIT	25,377	27,859	9.78	13,384	10,772	-19.52
JORDAN	8,625	0	-100.00	4,140	0	-100.00
LEBANON	415	0	-100.00	1,681	0	-100.00
YEMEN	6,814	32	-99.53	4,310	1,597	-62.95
OMAN	0	10,000	-	0	5,350	-



TABEL 5. PERKEMBANGAN EKSPOR INDONESIA MENURUT KOMODITI DAN NEGARA TUJUAN

JENIS BARANG	BERAT BERSIH (KG)		PERUB	NILAI FOB (US \$)		PERUB
	JAN-APR 2006	JAN-APR 2007	%	JAN-APR 2006	JAN-APR 2007	%
(1)	(2)	(3)	(4)	(5)	(6)	(7)
TURKEY	18,184	1,621	-91.09	12,503	26,537	112.25
UNITED ARAB EMIRATES	4,893	2,748	-43.84	9,148	5,428	-40.66
BAHRAIN	32	0	-100.00	117	0	-100.00
CYPRUS	249	0	-100.00	858	0	-100.00
EGYPT	0	85,032	-	0	53,252	-
MOROCCO	7,575	0	-100.00	7,575	0	-100.00
TANZANIA, UNITED REPUBLIC OF	0	72,000	-	0	47,304	-
REUNION	261	206	-21.07	155	333	114.84
MOZAMBIQUE	0	36,000	-	0	21,240	-
GHANA	0	38,000	-	0	22,040	-
LIBERIA	0	72,000	-	0	42,713	-
GUINEA	0	105,000	-	0	64,050	-
NIGERIA	75,000	9,424	-87.43	30,375	24,675	-18.77
SENEGAL	0	13	-	0	442	-
SOUTH AFRICA	5,475	247,451	4,419.65	7,226	143,975	1,892.46
MAURITIUS	193	19	-90.16	1,161	85	-92.68
AUSTRALIA	47,367	28,005	-40.88	137,648	147,799	7.37
NEW ZEALAND	25,678	17,136	-33.27	15,215	10,985	-27.80
GUAM	25	0	-100.00	76	0	-100.00
NEW CALEDONIA	0	26	-	0	147	-
VANUATU	535	0	-100.00	221	0	-100.00
SAMOA	0	105	-	0	320	-
EAST TIMOR	1,110	1,805	62.61	1,808	2,782	53.87
UNITED STATES	1,137,228	2,689,390	136.49	1,814,273	2,479,421	36.66
CANADA	35,311	14,314	-59.46	173,746	159,414	-8.25
MEXICO	0	2,577	-	0	3,081	-
SURINAME	119	58	-51.26	2,773	524	-81.10
VENEZUELA	0	19,000	-	0	13,017	-
ARGENTINA	186	1,349	625.27	350	1,913	446.57
BRAZIL	1,268	0	-100.00	1,499	0	-100.00
COLOMBIA	2,000	2,000	0.00	10,000	10,000	0.00
PERU	40	31	-22.50	100	168	68.00
BAHAMAS	4,038	0	-100.00	1,360	0	-100.00
DOMINICAN REPUBLIC	162	0	-100.00	472	0	-100.00
COSTA RICA	0	18,014	-	0	12,021	-
GRENADA	0	1,000	-	0	150	-
MARTINIQUE	1	17,998	1,799,700.00	3	12,438	414,500.00
NETHERLANDS ANTILLES	11,374	0	-100.00	3,970	0	-100.00
UNITED KINGDOM	87,303	80,744	-7.51	210,369	265,852	26.37
NETHERLANDS	298,840	410,061	37.22	1,256,581	871,611	-30.64
FRANCE	105,246	69,329	-34.13	587,374	54,508	-90.72
GERMANY, FED. REP. OF	370,954	165,122	-55.49	362,164	214,799	-40.69
AUSTRIA	918	374	-59.26	6,794	1,901	-72.02
BELGIUM	31,762	160	-99.50	41,171	433	-98.95
SWITZERLAND	4,651	249	-94.65	10,274	118	-98.85
DENMARK	164,371	273,382	66.32	813,243	1,424,908	75.21
NORWAY	2,299	0	-100.00	4,989	0	-100.00
SWEDEN	3,590	1,105	-69.22	6,395	2,369	-62.96
FINLAND	3,011	2,000	-33.58	26,863	28,309	5.38
IRELAND	12,250	0	-100.00	26,756	0	-100.00
ITALY	93,303	120,892	29.57	298,939	311,587	4.23
SPAIN	36,921	137,401	272.15	125,479	594,844	374.06
PORTUGAL	1,298	19,162	1,376.27	2,451	12,837	423.75
GREECE	16,233	3,330	-79.49	11,721	13,433	14.61
HUNGARY	2,804	30	-98.93	32,223	1,073	-96.67
POLAND	5,104	367	-92.81	32,278	363	-98.88
BULGARIA	0	31,233	-	0	17,817	-
UKRAINE	1,107	0	-100.00	1,377	0	-100.00
LITHUANIA	1,660	292	-82.41	4,906	170	-96.53
LATVIA	0	28,821	-	0	21,183	-
ESTONIA	15,995	1,092,222	6,728.52	11,084	664,196	5,892.39
MALTA	71	0	-100.00	223	0	-100.00
SLOVENIA	0	37,499	-	0	25,364	-
CZECH REPUBLIC	2,110	1,511	-28.39	5,128	5,459	6.45
RUSSIA FEDERATION	17,869	2,482	-86.11	11,892	1,224	-89.71
<b>-KAYU LAPIS</b>	<b>575,287,108</b>	<b>553,259,694</b>	<b>-3.83</b>	<b>376,606,323</b>	<b>500,041,122</b>	<b>32.78</b>
JAPAN	232,454,466	255,865,166	10.07	164,196,459	249,197,549	51.77
HONG KONG	6,836,095	5,824,823	-14.79	3,869,300	4,587,208	18.55
KOREA, REPUBLIC OF	29,830,924	34,255,582	14.83	16,739,061	26,374,525	57.56
TAIWAN	35,105,624	38,868,501	10.72	16,957,540	23,070,464	36.05
CHINA	51,879,593	35,878,874	-30.84	26,552,225	21,419,938	-19.33
THAILAND	1,434,854	346,741	-75.83	732,752	374,243	-48.93
SINGAPORE	7,299,196	5,014,230	-31.30	4,684,007	3,706,265	-20.87
PHILIPPINES	16,603	176,913	965.55	9,280	126,993	1,268.46
MALAYSIA	398,205	7,134,710	1,691.72	237,374	5,754,689	2,324.31
VIET NAM	34,718	583,624	1,581.04	21,251	353,288	1,562.45
MALDIVES	0	22,326	-	0	27,500	-

TABEL 5. PERKEMBANGAN EKSPOR INDONESIA MENURUT KOMODITI DAN NEGARA TUJUAN

JENIS BARANG	BERAT BERSIH (KG)		PERUB	NILAI FOB (US \$)		PERUB
	JAN-APR 2006	JAN-APR 2007	%	JAN-APR 2006	JAN-APR 2007	%
(1)	(2)	(3)	(4)	(5)	(6)	(7)
INDIA	624,308	0	-100.00	370,912	0	-100.00
SRI LANKA	14,000	0	-100.00	7,140	0	-100.00
IRAN (ISLAMIC REPUBLIC OF)	797,006	50,490	-93.67	578,335	59,047	-89.79
SAUDI ARABIA	26,280,777	20,537,048	-21.86	18,133,463	17,065,222	-5.89
KUWAIT	5,455,845	3,916,107	-28.22	3,756,786	3,820,050	1.68
JORDAN	10,528,989	5,490,833	-47.85	6,971,455	4,271,245	-38.73
LEBANON	1,211,983	536,890	-55.70	837,226	421,487	-49.66
YEMEN	2,860,092	606,600	-78.79	1,394,632	424,628	-69.55
OMAN	2,058,994	722,285	-64.92	1,391,773	692,194	-50.27
SYRIA ARAB REPUBLIC	185,311	531,659	186.90	106,105	368,163	246.98
TURKEY	3,018,653	2,911,155	-3.56	1,635,913	1,917,067	17.19
UNITED ARAB EMIRATES	26,577,325	30,855,775	16.10	15,849,451	26,794,440	69.06
QATAR	4,965,609	6,361,387	28.11	3,200,386	5,782,580	80.68
BAHRAIN	872,501	1,245,326	42.73	476,275	993,423	108.58
EGYPT	4,086,992	1,333,353	-67.38	2,317,357	1,046,341	-54.85
LIBYAN ARAB JAMAHIRIYA	390,677	0	-100.00	177,222	0	-100.00
MOROCCO	379,987	157,732	-58.49	234,023	129,455	-44.68
ALGERIA	5,565,681	6,901,757	24.01	3,255,841	5,525,138	69.70
ANGOLA	27,916	184,157	559.68	13,168	132,810	908.58
CAMEROON	102,210	0	-100.00	71,640	0	-100.00
SOUTH AFRICA	45,096	70,909	57.24	25,542	101,573	297.67
MAURITIUS	38,074	0	-100.00	26,353	0	-100.00
AUSTRALIA	6,201,363	6,771,114	9.19	5,177,968	8,676,035	67.56
NEW ZEALAND	31,023	162,144	422.66	38,575	172,677	347.64
UNITED STATES	63,963,046	40,799,142	-36.21	45,599,441	40,534,986	-11.11
CANADA	1,698,422	2,059,075	21.23	1,197,979	2,133,297	78.07
MEXICO	3,622,961	1,357,632	-62.53	2,279,637	1,302,763	-42.85
GUATEMALA	19,840	0	-100.00	24,800	0	-100.00
NICARAGUA	0	66,707	-	0	88,917	-
CURACAO	64,320	0	-100.00	35,449	0	-100.00
BRAZIL	162,608	0	-100.00	105,383	0	-100.00
TRINIDAD AND TOBAGO	76,211	0	-100.00	56,089	0	-100.00
JAMAICA	150,446	49,878	-66.85	116,822	50,100	-57.11
PUERTO RICO	74,147	48,836	-34.14	67,748	56,997	-15.87
COSTA RICA	0	22,693	-	0	67,179	-
UNITED KINGDOM	8,621,842	4,838,864	-43.88	5,596,284	5,243,272	-6.31
NETHERLANDS	8,461,036	4,641,204	-45.15	6,482,944	6,485,748	0.04
FRANCE	740,566	1,081,153	45.99	518,686	1,166,154	124.83
GERMANY, FED. REP. OF	5,878,113	12,860,105	118.78	4,773,392	16,347,787	242.48
BELGIUM	10,405,271	8,685,191	-16.53	7,069,445	8,412,898	19.00
LUXEMBOURG	0	10,368	-	0	17,280	-
DENMARK	0	132,346	-	0	206,398	-
NORWAY	413,280	138,564	-66.47	321,336	186,852	-41.85
SWEDEN	256,693	158,587	-38.22	179,112	165,244	-7.74
FINLAND	0	18,701	-	0	25,197	-
IRELAND	0	30,387	-	0	32,087	-
ITALY	2,940,609	1,942,382	-33.95	2,046,824	2,736,711	33.71
SPAIN	0	212,267	-	0	227,694	-
GREECE	11,145	39,780	256.93	7,574	37,006	388.59
ANDORRA	35,162	0	-100.00	23,106	0	-100.00
POLAND	0	640,483	-	0	949,214	-
ROMANIA	0	60,984	-	0	125,088	-
BULGARIA	0	18,000	-	0	25,891	-
UKRAINE	0	25,802	-	0	26,368	-
LATVIA	12,402	0	-100.00	14,898	0	-100.00
MALTA	23,268	0	-100.00	18,430	0	-100.00
RUSSIA FEDERATION	45,030	2,352	-94.78	24,154	3,757	-84.45
<b>-KAYU GERGAJIAN</b>	<b>136,251,205</b>	<b>104,940,742</b>	<b>-22.98</b>	<b>105,231,258</b>	<b>102,699,498</b>	<b>-2.41</b>
JAPAN	27,414,310	25,729,673	-6.15	27,943,336	29,754,228	6.48
HONG KONG	716,023	845,448	18.08	393,798	338,221	-14.11
KOREA, DEMOCRATIC PEOPLE'S REPL	10,756	0	-100.00	9,515	0	-100.00
KOREA, REPUBLIC OF	14,926,496	10,515,135	-29.55	11,103,123	8,735,034	-21.33
TAIWAN	30,787,193	17,500,804	-43.16	14,908,645	10,061,040	-32.52
CHINA	17,257,145	10,717,230	-37.90	7,130,432	5,211,453	-26.91
MACAU	7,234	0	-100.00	9,159	0	-100.00
THAILAND	147,471	53,925	-63.43	169,182	56,877	-66.38
SINGAPORE	1,544,871	1,538,822	-0.39	1,006,906	1,213,833	20.55
PHILIPPINES	16,379	0	-100.00	16,243	0	-100.00
MALAYSIA	5,978,894	2,356,780	-60.58	3,106,741	1,650,509	-46.87
VIET NAM	1,675,660	3,982,104	137.64	548,378	1,825,632	232.91
INDIA	73,800	8,680	-88.24	52,610	15,592	-70.36
SAUDI ARABIA	305,944	2,094,788	584.70	233,582	1,907,208	716.50
KUWAIT	574,591	726,042	26.36	405,654	642,179	58.31
JORDAN	1,645,718	686,201	-58.30	1,228,973	675,810	-45.01
LEBANON	305,444	0	-100.00	237,341	0	-100.00
TURKEY	0	21,700	-	0	48,823	-
UNITED ARAB EMIRATES	41,646	81,448	95.57	49,327	82,181	66.60

TABEL 5. PERKEMBANGAN EKSPOR INDONESIA MENURUT KOMODITI DAN NEGARA TUJUAN

JENIS BARANG	BERAT BERSIH (KG)		PERUB	NILAI FOB (US \$)		PERUB
	JAN-APR 2006	JAN-APR 2007	%	JAN-APR 2006	JAN-APR 2007	%
(1)	(2)	(3)	(4)	(5)	(6)	(7)
QATAR	30,888	62,370	101.92	23,799	51,648	117.02
BAHRAIN	129,953	0	-100.00	71,934	0	-100.00
EGYPT	2,153,170	808,606	-62.45	1,246,476	733,879	-41.12
LIBYAN ARAB JAMAHIRIYA	3,009	0	-100.00	18,393	0	-100.00
ALGERIA	0	152,531	-	0	148,530	-
REUNION	0	9,537	-	0	13,003	-
SOUTH AFRICA	627,095	903,563	44.09	702,097	949,735	35.27
MAURITIUS	733	17,564	2,296.18	327	9,267	2,733.94
AUSTRALIA	1,100,279	1,304,450	18.56	1,120,152	1,439,012	28.47
NEW ZEALAND	89,172	129,381	45.09	43,947	72,187	64.26
NEW CALEDONIA	0	9,194	-	0	14,212	-
TOKELAU	12,269	0	-100.00	8,256	0	-100.00
UNITED STATES	1,610,414	3,319,502	106.13	1,379,533	2,360,039	71.08
CANADA	223,148	95,531	-57.19	231,325	101,716	-56.03
MEXICO	0	896	-	0	861	-
GUATEMALA	116,945	0	-100.00	57,658	0	-100.00
VENEZUELA	34,189	0	-100.00	26,342	0	-100.00
TRINIDAD AND TOBAGO	0	307,014	-	0	131,172	-
COSTA RICA	0	23,163	-	0	64,221	-
FRENCH POLYNESIA	0	1,475	-	0	2,823	-
NETHERLANDS ANTILLES	48,964	6,251	-87.23	89,490	10,197	-88.61
GUADELOUPE	9,273	0	-100.00	15,078	0	-100.00
UNITED KINGDOM	192,472	825,362	328.82	277,023	1,825,335	558.91
NETHERLANDS	6,480,495	6,642,206	2.50	8,059,530	9,968,509	23.69
FRANCE	509,409	772,426	51.63	620,643	1,176,944	89.63
GERMANY, FED. REP. OF	11,681,817	7,818,283	-33.07	13,948,152	13,431,606	-3.70
BELGIUM	1,455,283	768,492	-47.19	1,655,855	1,166,938	-29.53
SWITZERLAND	11,913	0	-100.00	8,934	0	-100.00
DENMARK	214,675	184,920	-13.86	274,578	326,598	18.95
NORWAY	0	15,439	-	0	28,559	-
SWEDEN	0	36,269	-	0	63,421	-
FINLAND	0	71,532	-	0	89,272	-
IRELAND	14,500	946	-93.48	6,534	400	-93.88
ITALY	4,202,394	2,406,847	-42.73	4,238,688	4,122,720	-2.74
SPAIN	76,100	118,768	56.07	87,528	166,727	90.48
GREECE	138,105	151,237	9.51	182,233	273,577	50.12
POLAND	1,583,432	1,028,139	-35.07	2,234,830	1,603,220	-28.26
ROMANIA	0	32,824	-	0	53,851	-
AZERBAIJAN	0	2,190	-	0	3,113	-
UKRAINE	15,742	20,000	27.05	8,631	38,997	351.82
SLOVENIA	33,192	19,000	-42.76	29,583	28,584	-3.38
RUSSIA FEDERATION	22,600	16,054	-28.96	10,764	10,005	-7.05
<b>-KAYU OLAHAN LAIN</b>	<b>643,705,450</b>	<b>604,539,455</b>	<b>-6.08</b>	<b>462,120,106</b>	<b>488,298,885</b>	<b>5.66</b>
JAPAN	109,637,535	57,122,425	-47.90	55,335,957	51,933,380	-6.15
HONG KONG	13,370,198	7,845,262	-41.32	7,224,184	5,971,829	-17.34
KOREA, DEMOCRATIC PEOPLE'S REPL	45	0	-100.00	195	0	-100.00
KOREA, REPUBLIC OF	32,729,384	42,113,816	28.67	22,600,636	23,384,853	3.47
TAIWAN	39,140,987	28,400,432	-27.44	11,856,291	10,598,793	-10.61
CHINA	156,099,538	188,115,828	20.51	44,983,041	34,261,542	-23.83
MACAU	504	37,215	7,283.93	2,246	48,925	2,078.32
PAPUA NEW GUINEA	0	103	-	0	1,320	-
THAILAND	868,412	904,665	4.17	623,205	658,903	5.73
SINGAPORE	12,749,609	9,652,419	-24.29	8,179,794	7,457,361	-8.83
PHILIPPINES	6,700,634	2,838,046	-57.65	1,690,894	614,750	-63.64
MALAYSIA	19,037,779	9,943,750	-47.77	6,417,618	5,761,150	-10.23
CAMBODIA	3,253	330	-89.86	3,160	4,400	39.24
BRUNEI DARUSSALAM	62,272	123,163	97.78	52,860	122,155	131.09
NEPAL	86	0	-100.00	1,065	0	-100.00
VIET NAM	10,242,541	9,555,829	-6.70	2,920,572	3,253,139	11.39
MALDIVES	210,769	128,802	-38.89	416,234	737,812	77.26
INDIA	6,520,696	1,897,712	-70.90	3,437,208	1,396,996	-59.36
PAKISTAN	723,476	568,129	-21.47	590,566	396,614	-32.84
BANGLADESH	978	0	-100.00	408	0	-100.00
SRI LANKA	240,935	55,188	-77.09	306,289	52,811	-82.76
IRAN (ISLAMIC REPUBLIC OF)	68,335	236,929	246.72	75,490	231,950	207.26
SAUDI ARABIA	14,374,821	6,425,637	-55.30	3,357,122	2,152,387	-35.89
KUWAIT	1,380,066	1,647,655	19.39	391,043	839,881	114.78
JORDAN	155,195	162,868	4.94	103,954	122,128	17.48
LEBANON	78,154	56,305	-27.96	178,514	59,085	-66.90
YEMEN	1,204,719	516,398	-57.14	292,639	257,604	-11.97
OMAN	29,761	15,201	-48.92	25,322	7,987	-68.46
SYRIA ARAB REPUBLIC	0	3,647,204	-	0	591,115	-
TURKEY	1,374,540	2,149,589	56.39	1,674,542	2,654,120	58.50
UNITED ARAB EMIRATES	2,645,368	6,802,039	157.13	1,546,101	3,523,959	127.93
QATAR	650,618	584,000	-10.24	294,675	229,522	-22.11
BAHRAIN	44,778	412,173	820.48	33,780	196,311	481.15
CYPRUS	110,427	80,419	-27.17	193,254	147,929	-23.45

TABEL 5. PERKEMBANGAN EKSPOR INDONESIA MENURUT KOMODITI DAN NEGARA TUJUAN

JENIS BARANG	BERAT BERSIH (KG)		PERUB	NILAI FOB (US \$)		PERUB
	JAN-APR 2006	JAN-APR 2007	%	JAN-APR 2006	JAN-APR 2007	%
(1)	(2)	(3)	(4)	(5)	(6)	(7)
EGYPT	5,579,726	3,316,941	-40.55	860,251	1,116,746	29.82
LIBYAN ARAB JAMAHIRIYA	44,258	67,248	51.95	39,875	38,689	-2.97
MOROCCO	28,114	64,152	128.19	57,124	101,404	77.52
TUNISIA	21,668	646,011	2,881.41	42,609	598,182	1,303.89
ALGERIA	619,725	237	-99.96	191,613	220	-99.89
SUDAN	21,515	0	-100.00	40,020	0	-100.00
ERITREA	0	374	-	0	1,786	-
NAMIBIA	0	248	-	0	744	-
ETHIOPIA	0	10,450	-	0	35,030	-
TANZANIA, UNITED REPUBLIC OF	1,080	1,112	2.96	4,126	13,630	230.34
MADAGASCAR	9,483	6,102	-35.65	6,402	2,925	-54.31
SOMALIA	16,157	0	-100.00	50,505	0	-100.00
KENYA	623	6,011	864.85	833	7,935	852.58
REUNION	127,315	185,488	45.69	155,073	266,050	71.56
MOZAMBIQUE	1,418	4,306	203.67	679	1,427	110.16
TOGO	8,400	9,240	10.00	14,280	17,160	20.17
GHANA	0	961	-	0	2,288	-
CONGO	26	0	-100.00	472	0	-100.00
NIGERIA	7,120	0	-100.00	12,936	0	-100.00
COTE D'IVOIRE	686	477	-30.47	631	495	-21.55
SENEGAL	1,506	8,961	495.02	3,266	10,578	223.88
U.S. VIRGIN ISLANDS	1,838	2,272	23.61	4,295	4,251	-1.02
SEYCHELLES	73,532	39,789	-45.89	128,729	146,003	13.42
SOUTH AFRICA	5,186,222	3,634,997	-29.91	4,933,284	3,703,940	-24.92
MAURITIUS	125,657	58,322	-53.59	96,190	80,342	-16.48
VIRGIN ISLANDS (BRITISH)	18,000	0	-100.00	10,524	0	-100.00
AUSTRALIA	30,581,834	46,254,926	51.25	32,008,978	52,558,755	64.20
NEW ZEALAND	4,731,568	5,909,144	24.89	4,209,551	6,232,808	48.06
GUAM	49,397	42,792	-13.37	149,762	66,548	-55.56
PALAU	67	205	205.97	488	1,824	273.77
NEW CALEDONIA	283,709	275,030	-3.06	382,228	384,063	0.48
NORTHERN MARIANA ISLANDS	13,769	3,995	-70.99	22,109	16,617	-24.84
SAINT VINCENT AND THE GRENADINES	0	18,687	-	0	13,467	-
VANUATU	27,668	9,455	-65.83	17,962	6,890	-61.64
WALLIS AND FUTUNA ISLANDS	7,361	6,138	-16.61	10,187	9,534	-6.41
COOK ISLANDS	1,589	23,305	1,366.65	6,300	60,246	856.29
FIJI	30,610	78,381	156.06	61,183	79,866	30.54
MARSHALL ISLANDS	0	2	-	0	76	-
TONGA	0	371	-	0	458	-
CHRISTMAS ISLANDS	2,060	0	-100.00	5,669	0	-100.00
EAST TIMOR	25,321	43,330	71.12	45,985	74,556	62.13
UNITED STATES	42,109,999	36,984,283	-12.17	85,028,153	78,409,486	-7.78
CANADA	3,182,463	2,452,315	-22.94	5,487,807	4,613,700	-15.93
MEXICO	509,931	735,907	44.32	1,192,371	1,982,888	66.30
HONDURAS	0	29,838	-	0	22,799	-
NICARAGUA	2,489	0	-100.00	1,075	0	-100.00
PANAMA	58,706	21,018	-64.20	54,063	46,700	-13.62
CUBA	58	0	-100.00	93	0	-100.00
SURINAME	1,159	0	-100.00	5,468	0	-100.00
CHILE	139,663	124,880	-10.58	232,175	235,640	1.49
VENEZUELA	29,878	30,398	1.74	48,852	129,677	165.45
ARGENTINA	49,767	67,620	35.87	69,746	109,008	56.29
BRAZIL	94,941	116,717	22.94	180,130	226,104	25.52
COLOMBIA	45,594	117,567	157.86	55,428	224,231	304.54
BOLIVIA	0	192	-	0	314	-
URUGUAY	1,711	764	-55.35	1,937	930	-51.99
ECUADOR	109	1,660	1,422.94	33	1,900	5,657.58
PERU	8	0	-100.00	236	0	-100.00
TRINIDAD AND TOBAGO	383	253	-33.94	495	535	8.08
BAHAMAS	9,282	15,372	65.61	5,086	22,321	338.87
JAMAICA	42,990	54,407	26.56	92,578	120,293	29.94
PUERTO RICO	76,314	14,267	-81.30	183,123	30,503	-83.34
BELIZE	4,364	9	-99.79	18,364	9	-99.95
DOMINICAN REPUBLIC	63,682	32,528	-48.92	65,636	64,289	-2.05
EL SALVADOR	7,005	0	-100.00	14,478	0	-100.00
COSTA RICA	77,670	68,013	-12.43	57,344	57,086	-0.45
HAITI	839	0	-100.00	570	0	-100.00
BARBADOS	9,393	3,524	-62.48	7,885	3,952	-49.88
ANTIGUA AND BARBUDA	1,631	1,947	19.37	1,012	8,840	773.52
ANGUILLA	0	3,453	-	0	14,371	-
ARUBA	2,977	28,578	859.96	4,681	45,203	865.67
BERMUDA	2,878	13,089	354.79	19,494	32,863	68.58
CAYMAN ISLANDS	0	903	-	0	393	-
DOMINICA	0	1,053	-	0	2,036	-
FALKLAND ISLANDS (MALVINAS)	3,616	3,572	-1.22	13,475	4,662	-65.40
FRENCH GUIANA	9,327	12,243	31.26	22,585	16,496	-26.96
FRENCH POLYNESIA	252,902	131,075	-48.17	278,269	177,420	-36.24
GRENADA	0	95	-	0	152	-

TABEL 5. PERKEMBANGAN EKSPOR INDONESIA MENURUT KOMODITI DAN NEGARA TUJUAN

JENIS BARANG	BERAT BERSIH (KG)		PERUB	NILAI FOB (US \$)		PERUB
	JAN-APR 2006	JAN-APR 2007	%	JAN-APR 2006	JAN-APR 2007	%
(1)	(2)	(3)	(4)	(5)	(6)	(7)
MARTINIQUE	11,798	15,144	28.36	35,978	26,630	-25.98
NETHERLANDS ANTILLES	55,844	78,170	39.98	85,138	241,887	184.11
NORFOLK ISLANDS	3,049	0	-100.00	4,229	0	-100.00
SAINT LUCIA	1,825	447	-75.51	2,595	821	-68.36
TURKS AND CAICOS ISLANDS	187,242	187,872	0.34	176,561	145,442	-17.63
GUADELOUPE	40,735	23,575	-42.13	56,257	188,207	234.55
SAINT KITTS AND NEVIS	57	0	-100.00	82	0	-100.00
UNITED KINGDOM	13,516,456	15,658,206	15.85	21,582,281	28,093,104	30.17
NETHERLANDS	33,622,181	36,183,042	7.62	36,074,507	45,646,175	26.53
FRANCE	9,568,978	8,510,152	-11.07	12,647,070	13,356,948	5.61
GERMANY, FED. REP. OF	19,539,266	18,300,831	-6.34	22,636,938	27,187,151	20.10
AUSTRIA	116,174	43,593	-62.48	332,471	180,877	-45.60
BELGIUM	15,299,989	13,738,408	-10.21	14,606,820	15,738,852	7.75
SWITZERLAND	291,659	178,958	-38.64	343,935	336,181	-2.25
LUXEMBOURG	0	45	-	0	101	-
DENMARK	3,219,588	2,683,628	-16.65	4,658,384	3,856,938	-17.20
NORWAY	2,575,184	1,983,006	-23.00	5,104,418	4,249,538	-16.75
SWEDEN	882,922	947,387	7.30	1,582,761	1,804,060	13.98
FINLAND	981,504	1,309,043	33.37	1,248,565	1,947,950	56.02
IRELAND	1,259,647	1,181,013	-6.24	2,406,734	2,534,137	5.29
ITALY	7,387,273	6,485,861	-12.20	12,374,156	12,006,047	-2.97
SPAIN	3,507,766	3,869,367	10.31	6,123,702	7,087,791	15.74
PORTUGAL	840,230	1,250,114	48.78	1,497,130	2,463,389	64.54
ICELAND	22	26,199	118,986.36	48	54,605	113,660.42
MONTSERRAT	7,425	0	-100.00	28,463	0	-100.00
GREECE	783,974	1,136,927	45.02	1,206,048	1,533,394	27.14
VATICAN CITY STATE (HOLY SEE)	0	1,461	-	0	1,250	-
HUNGARY	114,319	126,344	10.52	148,648	341,619	129.82
POLAND	2,843,102	4,388,563	54.36	2,999,299	5,085,055	69.54
ROMANIA	1,929	43,998	2,180.87	4,850	61,732	1,172.82
BULGARIA	91,623	153,212	67.22	121,058	328,674	171.50
YUGOSLAVIA	31,735	20,430	-35.62	37,793	28,104	-25.64
AZERBAIJAN	0	33,751	-	0	29,253	-
BELARUS	0	4,786	-	0	15,369	-
KAZAKHSTAN	52,805	134,578	154.86	70,382	194,250	175.99
UKRAINE	169,420	310,731	83.41	205,651	499,237	142.76
LITHUANIA	565,755	17,839	-96.85	628,151	73,813	-88.25
LATVIA	182,479	326,041	78.67	199,194	427,352	114.54
ESTONIA	18,974	118,751	525.86	21,262	157,969	642.96
GEORGIA	735	19,979	2,618.23	3,470	28,331	716.46
CROATIA	171,837	215,123	25.19	207,775	471,278	126.82
BOSNIA AND HERZEGOVINA	0	806	-	0	2,037	-
MALTA	25,786	55,755	116.22	34,774	78,348	125.31
SLOVAKIA	30,723	6,966	-77.33	30,318	23,243	-23.34
SLOVENIA	152,680	56,707	-62.86	240,432	124,592	-48.18
CZECH REPUBLIC	142,121	159,858	12.48	176,464	562,815	218.94
RUSSIA FEDERATION	511,475	716,257	40.04	649,694	1,153,294	77.51
<b>-TIMAH</b>	<b>43,552,232</b>	<b>17,694,146</b>	<b>-59.37</b>	<b>301,530,739</b>	<b>210,118,501</b>	<b>-30.32</b>
JAPAN	3,748,013	140,975	-96.24	22,444,881	1,781,431	-92.06
HONG KONG	1,348,539	77,101	-94.28	9,519,199	668,569	-92.98
KOREA, REPUBLIC OF	234,135	224,988	-3.91	1,678,142	2,688,946	60.23
TAIWAN	1,986,967	40,000	-97.99	8,123,749	473,200	-94.18
CHINA	515,982	58,318	-88.70	3,375,314	250,561	-92.58
THAILAND	5,676,639	0	-100.00	38,507,836	0	-100.00
SINGAPORE	27,553,640	16,927,346	-38.57	202,649,189	203,100,238	0.22
PHILIPPINES	14,911	0	-100.00	81,823	0	-100.00
MALAYSIA	1,500,574	59,005	-96.07	9,528,359	877,313	-90.79
VIET NAM	227,146	0	-100.00	1,518,091	0	-100.00
INDIA	147,155	0	-100.00	681,669	0	-100.00
PAKISTAN	7,717	0	-100.00	57,600	0	-100.00
BANGLADESH	0	67,550	-	0	10,470	-
UNITED ARAB EMIRATES	619	0	-100.00	4,550	0	-100.00
AUSTRALIA	62,516	34,255	-45.21	299,120	106,987	-64.23
UNITED STATES	294,067	21,963	-92.53	1,796,334	52,325	-97.09
EL SALVADOR	100,000	0	-100.00	650,000	0	-100.00
NETHERLANDS	50,681	0	-100.00	299,526	0	-100.00
FRANCE	0	413	-	0	270	-
GERMANY, FED. REP. OF	57,648	42,232	-26.74	114,863	108,191	-5.81
ITALY	25,283	0	-100.00	200,494	0	-100.00
<b>-ALUMINIUM</b>	<b>109,867,676</b>	<b>96,992,472</b>	<b>-11.72</b>	<b>279,608,870</b>	<b>292,905,918</b>	<b>4.76</b>
JAPAN	64,567,119	61,411,715	-4.89	148,888,569	168,812,043	13.38
HONG KONG	1,005,251	255,458	-74.59	2,781,175	1,092,031	-60.73
KOREA, REPUBLIC OF	2,231,333	2,012,274	-9.82	4,201,092	3,006,731	-28.43
TAIWAN	2,294,617	791,882	-65.49	6,213,605	2,871,376	-53.79
CHINA	1,098,923	912,483	-16.97	2,415,014	3,448,158	42.78
PAPUA NEW GUINEA	218,457	246,998	13.06	636,731	901,447	41.57

TABEL 5. PERKEMBANGAN EKSPOR INDONESIA MENURUT KOMODITI DAN NEGARA TUJUAN

JENIS BARANG	BERAT BERSIH (KG)		PERUB %	NILAI FOB (US \$)		PERUB %
	JAN-APR 2006	JAN-APR 2007		JAN-APR 2006	JAN-APR 2007	
(1)	(2)	(3)	(4)	(5)	(6)	(7)
THAILAND	2,587,769	2,310,043	-10.73	7,700,925	8,353,215	8.47
SINGAPORE	4,603,474	3,021,085	-34.37	12,822,937	11,374,517	-11.30
PHILIPPINES	3,347,697	3,355,367	0.23	9,576,993	10,804,320	12.82
MALAYSIA	6,967,717	3,538,154	-49.22	18,631,518	12,041,033	-35.37
MYANMAR (FORM. BURMA)	0	119,771	-	0	380,405	-
BRUNEI DARUSSALAM	7,408	66,215	793.83	19,667	251,594	1,179.27
VIET NAM	386,794	657,409	69.96	1,509,771	2,646,683	75.30
MALDIVES	4,872	2,873	-41.03	25,267	3,106	-87.71
INDIA	419,156	322,694	-23.01	1,543,991	1,330,374	-13.84
PAKISTAN	28,162	10,261	-63.56	77,526	53,118	-31.48
BANGLADESH	91,588	92,988	1.53	359,227	296,813	-17.37
SRI LANKA	112,021	24,141	-78.45	336,614	113,006	-66.43
IRAQ	0	7,975	-	0	47,909	-
IRAN (ISLAMIC REPUBLIC OF)	18,542	0	-100.00	57,091	0	-100.00
SAUDI ARABIA	169,465	106,168	-37.35	518,163	346,497	-33.13
KUWAIT	2,613	0	-100.00	8,438	0	-100.00
TURKEY	16,339	32,053	96.17	69,750	130,676	87.35
UNITED ARAB EMIRATES	105,055	57,760	-45.02	406,015	329,516	-18.84
QATAR	0	177	-	0	753	-
EGYPT	0	1,019,829	-	0	3,571,828	-
MOROCCO	40,527	0	-100.00	148,245	0	-100.00
TUNISIA	8,926	0	-100.00	32,352	0	-100.00
SUDAN	418,333	22,813	-94.55	1,248,562	114,323	-90.84
ETHIOPIA	5,578,398	0	-100.00	15,519,894	0	-100.00
MADAGASCAR	7,084	28,344	300.11	17,564	95,456	443.48
REUNION	0	8,214	-	0	26,532	-
TOGO	24,888	0	-100.00	71,014	0	-100.00
GHANA	496	10,395	1,995.77	4,060	55,347	1,263.23
NIGERIA	730	5,923	711.37	4,448	21,427	381.72
SENEGAL	27,809	0	-100.00	86,668	0	-100.00
U.S. VIRGIN ISLANDS	0	20	-	0	34	-
SEYCHELLES	16,923	0	-100.00	72,464	0	-100.00
UGANDA	0	149,100	-	0	546,000	-
SOUTH AFRICA	86,511	133,264	54.04	321,954	536,827	66.74
MALAWI	0	22,324	-	0	125,456	-
MAURITIUS	270,239	170,922	-36.75	748,726	539,694	-27.92
AUSTRALIA	1,033,249	1,800,883	74.29	3,501,101	6,713,338	91.75
NEW ZEALAND	198,070	257,210	29.86	649,241	928,774	43.06
PALAU	1	0	-100.00	12	0	-100.00
NEW CALEDONIA	115,832	117,927	1.81	285,250	396,165	38.88
VANUATU	0	2,264	-	0	17,974	-
FIJI	46,837	48,964	4.54	125,700	162,418	29.21
EAST TIMOR	793	15	-98.11	1,117	42	-96.24
UNITED STATES	9,239,171	11,813,175	27.86	29,687,058	41,242,676	38.92
CANADA	1,029,332	1,119,940	8.80	3,234,868	4,521,350	39.77
MEXICO	3	0	-100.00	66	0	-100.00
PANAMA	0	913	-	0	9,716	-
CHILE	17,616	16,681	-5.31	104,696	105,157	0.44
ARGENTINA	0	71	-	0	70	-
BRAZIL	2,200	2,310	5.00	10,900	8,218	-24.61
COLOMBIA	17,665	0	-100.00	55,115	0	-100.00
ECUADOR	0	56	-	0	148	-
PERU	2	0	-100.00	8	0	-100.00
JAMAICA	0	1,357	-	0	112	-
PUERTO RICO	68,917	19,862	-71.18	205,645	65,871	-67.97
DOMINICAN REPUBLIC	0	3,245	-	0	32,812	-
EL SALVADOR	12,889	0	-100.00	40,168	0	-100.00
COSTA RICA	9	0	-100.00	2	0	-100.00
HAITI	5,258	0	-100.00	23,067	0	-100.00
ANTIGUA AND BARBUDA	8	0	-100.00	159	0	-100.00
FRENCH POLYNESIA	48	1,256	2,516.67	90	1,491	1,556.67
NETHERLANDS ANTILLES	0	3	-	0	125	-
GUADELOUPE	34	0	-100.00	60	0	-100.00
UNITED KINGDOM	289,678	388,291	34.04	1,333,510	1,922,740	44.19
NETHERLANDS	58,653	51,292	-12.55	317,613	304,401	-4.16
FRANCE	106,206	150,259	41.48	610,798	830,765	36.01
GERMANY, FED. REP. OF	17,438	27,492	57.66	72,629	111,208	53.12
AUSTRIA	0	661	-	0	3,794	-
BELGIUM	41,776	75,284	80.21	176,115	485,070	175.43
SWITZERLAND	8,744	471	-94.61	15,296	936	-93.88
DENMARK	2,923	3,369	15.26	29,388	18,251	-37.90
NORWAY	0	2,443	-	0	15,659	-
SWEDEN	2,200	22,530	924.09	6,250	82,809	1,224.94
IRELAND	0	104	-	0	63	-
ITALY	50,755	84,641	66.76	211,412	415,343	96.46
SPAIN	13,204	42,923	225.08	48,004	155,003	222.90
PORTUGAL	0	653	-	0	2,935	-
GREECE	3,031	131	-95.68	7,890	225	-97.15

TABEL 5. PERKEMBANGAN EKSPOR INDONESIA MENURUT KOMODITI DAN NEGARA TUJUAN

JENIS BARANG	BERAT BERSIH (KG)		PERUB	NILAI FOB (US \$)		PERUB
	JAN-APR 2006	JAN-APR 2007	%	JAN-APR 2006	JAN-APR 2007	%
(1)	(2)	(3)	(4)	(5)	(6)	(7)
HUNGARY	626	2,160	245.05	25,375	13,998	-44.84
ROMANIA	0	276	-	0	487	-
BULGARIA	0	4	-	0	2	-
YUGOSLAVIA	0	3,196	-	0	49,333	-
CROATIA	6,150	0	-100.00	19,802	0	-100.00
MALTA	2,332	0	-100.00	13,014	0	-100.00
SLOVAKIA	0	3	-	0	435	-
SLOVENIA	3,500	0	-100.00	12,999	0	-100.00
CZECH REPUBLIC	7,246	48	-99.34	33,075	165	-99.50
RUSSIA FEDERATION	700,044	3,017	-99.57	1,675,347	17,594	-98.95
<b>-NIKEL</b>	<b>28,685,842</b>	<b>34,497,344</b>	<b>20.26</b>	<b>259,084,704</b>	<b>587,385,375</b>	<b>126.72</b>
JAPAN	28,616,022	18,234,446	-36.28	258,665,853	424,958,628	64.29
HONG KONG	0	23,230	-	0	89,209	-
KOREA, REPUBLIC OF	0	4,950,952	-	0	45,552,301	-
TAIWAN	0	2,970,197	-	0	29,077,039	-
CHINA	39,770	6,369	-83.99	152,869	31,135	-79.63
THAILAND	0	1	-	0	1,280	-
SINGAPORE	11,341	77,136	580.15	126,136	2,229,761	1,667.74
PHILIPPINES	0	761	-	0	13,304	-
MALAYSIA	0	180	-	0	9,300	-
VIET NAM	0	205	-	0	1,250	-
PAKISTAN	582	0	-100.00	35,085	0	-100.00
BANGLADESH	0	92	-	0	5,520	-
AUSTRALIA	132	0	-100.00	330	0	-100.00
UNITED STATES	17,958	0	-100.00	99,650	0	-100.00
UNITED KINGDOM	0	2,263	-	0	21,681	-
NETHERLANDS	29	8,197,068	28,265,651.72	582	85,277,511	14,652,393.30
GERMANY, FED. REP. OF	8	22	175.00	4,199	357	-91.50
BELGIUM	0	34,361	-	0	117,000	-
SWITZERLAND	0	61	-	0	99	-
<b>-BESI/BAJA</b>	<b>710,899,610</b>	<b>702,054,206</b>	<b>-1.24</b>	<b>561,257,115</b>	<b>696,105,807</b>	<b>24.03</b>
JAPAN	20,534,694	33,583,697	63.55	34,734,192	62,484,479	79.89
HONG KONG	2,549,282	6,455,937	153.25	3,515,929	12,555,285	257.10
KOREA, REPUBLIC OF	19,768,312	12,689,302	-35.81	25,030,183	43,670,595	74.47
TAIWAN	26,750,434	3,981,852	-85.11	25,707,374	14,989,606	-41.69
CHINA	51,720,932	82,311,419	59.15	32,200,059	22,504,042	-30.11
MACAU	0	48	-	0	820	-
PAPUA NEW GUINEA	1,717,001	5,059,226	194.65	2,345,269	5,572,497	137.61
THAILAND	17,224,944	6,637,464	-61.47	19,543,513	13,798,520	-29.40
SINGAPORE	172,191,713	149,241,499	-13.33	122,685,077	144,661,148	17.91
PHILIPPINES	12,084,531	3,975,515	-67.10	8,424,060	6,429,014	-23.68
MALAYSIA	44,048,094	76,267,497	73.15	25,377,432	57,523,321	126.67
MYANMAR (FORM. BURMA)	444,524	1,818,844	309.17	1,955,841	1,452,868	-25.72
CAMBODIA	379	86	-77.31	10,937	893	-91.84
BRUNEI DARUSSALAM	456,260	382,725	-16.12	998,943	221,779	-77.80
LAO PEOPLE'S DEMOCRATIC REPUBLI	0	29,795	-	0	253,503	-
VIET NAM	19,046,969	34,338,145	80.28	15,173,769	40,339,132	165.85
MALDIVES	82,484	32,026	-61.17	141,846	50,481	-64.41
INDIA	78,105,767	49,140,882	-37.08	31,051,316	42,286,368	36.18
PAKISTAN	11,603,680	3,670,798	-68.37	7,208,651	3,501,651	-51.42
BANGLADESH	1,356,712	2,049,573	51.07	765,226	1,725,462	125.48
SRI LANKA	5,920,062	2,756,370	-53.44	2,807,082	1,939,968	-30.89
IRAN (ISLAMIC REPUBLIC OF)	11,395,881	18,246,497	60.11	12,465,298	9,071,371	-27.23
SAUDI ARABIA	7,404,386	11,682,418	57.78	4,002,822	9,374,921	134.21
KUWAIT	2,299,979	228,433	-90.07	2,902,706	209,134	-92.80
LEBANON	15,310	21,865	42.82	39,849	62,266	56.25
YEMEN	501,273	5,771,234	1,051.32	769,232	7,372,595	858.44
OMAN	17,116	101,498	493.00	59,158	335,476	467.08
SYRIA ARAB REPUBLIC	1,729,260	1,471,462	-14.91	3,582,952	3,241,236	-9.54
TURKEY	402,207	785,262	95.24	568,896	835,694	46.90
UNITED ARAB EMIRATES	12,058,991	24,038,778	99.34	9,317,544	19,967,551	114.30
QATAR	5,353,774	6,584,338	22.98	6,465,528	19,083,381	195.16
BAHRAIN	6,839,795	246	-100.00	3,387,037	847	-99.97
CYPRUS	7,640	13,923	82.24	43,421	46,872	7.95
EGYPT	1,692,333	2,901,828	71.47	3,059,482	5,234,555	71.09
LIBYAN ARAB JAMAHIRIYA	108,979	84,586	-22.38	279,871	135,022	-51.76
MOROCCO	10,796	1,934	-82.09	45,581	3,351	-92.65
TUNISIA	0	1,353	-	0	5,044	-
ALGERIA	915,966	2,229,795	143.44	3,327,990	2,649,749	-20.38
SUDAN	5,565	473,973	8,417.04	10,719	301,849	2,716.02
MADAGASCAR	513,386	986,186	92.09	317,947	870,750	173.87
KENYA	111,644	47,824	-57.16	470,558	43,678	-90.72
REUNION	7,680	8,568	11.56	18,785	8,438	-55.08
MOZAMBIQUE	275	0	-100.00	132	0	-100.00
TOGO	7,144	0	-100.00	19,425	0	-100.00
GHANA	12,522	481,807	3,747.68	14,666	1,004,929	6,752.10

TABEL 5. PERKEMBANGAN EKSPOR INDONESIA MENURUT KOMODITI DAN NEGARA TUJUAN

JENIS BARANG	BERAT BERSIH (KG)		PERUB	NILAI FOB (US \$)		PERUB
	JAN-APR 2006	JAN-APR 2007	%	JAN-APR 2006	JAN-APR 2007	%
(1)	(2)	(3)	(4)	(5)	(6)	(7)
GUINEA	543,587	0	-100.00	159,025	0	-100.00
ANGOLA	0	365,768	-	0	607,154	-
CONGO	34,033	621,667	1,726.66	22,429	1,328,016	5,820.98
CAMEROON	16,516	21,142	28.01	31,362	153,120	388.23
NIGERIA	1,267,331	3,691,641	191.29	2,229,054	1,789,468	-19.72
COTE D'IVOIRE	21,906	17,704	-19.18	42,932	14,639	-65.90
SENEGAL	2,737	384	-85.97	3,961	153	-96.14
MAURITANIA	48,151	0	-100.00	67,472	0	-100.00
BENIN	0	20,281	-	0	24,389	-
SEYCHELLES	949,567	237	-99.98	843,747	278	-99.97
UGANDA	1	0	-100.00	12	0	-100.00
SAINT HELENA	0	86	-	0	548	-
SOUTH AFRICA	972,038	603,207	-37.94	772,317	555,783	-28.04
COMOROS	0	2,186	-	0	385	-
MAURITIUS	1,583,174	1,705,639	7.74	2,304,625	2,229,508	-3.26
AUSTRALIA	30,016,577	35,916,985	19.66	21,844,784	25,680,137	17.56
NEW ZEALAND	4,725,386	2,196,442	-53.52	2,869,567	1,638,607	-42.90
GUAM	13,258	25,595	93.05	7,236	8,697	20.19
PALAU	2	0	-100.00	72	0	-100.00
NEW CALEDONIA	13,630	4,935	-63.79	19,801	5,409	-72.68
NORTHERN MARIANA ISLANDS	41	19	-53.66	74	71	-4.05
SAINT VINCENT AND THE GRENADINES	0	253	-	0	399	-
VANUATU	2,299	912	-60.33	1,115	495	-55.61
WALLIS AND FUTUNA ISLANDS	243	864	255.56	311	1,322	325.08
COOK ISLANDS	46	1,462	3,078.26	223	2,066	826.46
FIJI	35,852	181,399	405.97	29,042	245,991	747.02
MARSHALL ISLANDS	2,873	0	-100.00	7,020	0	-100.00
SAMOA	0	1,501	-	0	4,551	-
SOLOMON ISLANDS	0	8,270	-	0	9,828	-
CHRISTMAS ISLANDS	200	0	-100.00	200	0	-100.00
EAST TIMOR	337,363	8,649	-97.44	213,713	7,623	-96.43
UNITED STATES	19,251,552	12,752,869	-33.76	27,161,450	25,608,403	-5.72
CANADA	16,885,092	493,220	-97.08	8,408,619	1,798,482	-78.61
MEXICO	14,390	143,447	896.85	54,395	374,759	588.96
GUATEMALA	65,202	28,205	-56.74	146,563	41,119	-71.94
NICARAGUA	597	0	-100.00	258	0	-100.00
PANAMA	4,902	6,402	30.60	29,096	7,671	-73.64
CHILE	22,278	1,160	-94.79	132,790	2,636	-98.01
VENEZUELA	9,927	47,971	383.24	41,963	112,244	167.48
ARGENTINA	64,628	132,692	105.32	406,553	658,242	61.91
BRAZIL	293,799	318,714	8.48	1,487,014	1,208,467	-18.73
COLOMBIA	351	21,137	5,921.94	403	48,050	11,823.08
BOLIVIA	0	2,500	-	0	30,788	-
URUGUAY	0	42,468	-	0	183,336	-
ECUADOR	0	22,280	-	0	71,196	-
PERU	14,870	48,685	227.40	72,720	140,230	92.84
JAMAICA	7,382	152	-97.94	12,810	35	-99.73
PUERTO RICO	93	0	-100.00	530	0	-100.00
DOMINICAN REPUBLIC	118	0	-100.00	155	0	-100.00
COSTA RICA	5,094	4,617	-9.36	2,594	4,086	57.52
ANTIGUA AND BARBUDA	5,320	0	-100.00	2,378	0	-100.00
ANGUILLA	0	285	-	0	1,188	-
BERMUDA	11	1	-90.91	346	2	-99.42
FALKLAND ISLANDS (MALVINAS)	43	0	-100.00	163	0	-100.00
FRENCH GUIANA	17	759	4,364.71	112	1,447	1,191.96
FRENCH POLYNESIA	13,519	9,135	-32.43	34,816	15,662	-55.01
MARTINIQUE	156	365	133.97	401	951	137.16
NETHERLANDS ANTILLES	2,848	139	-95.12	27,104	734	-97.29
GUADELOUPE	530	449	-15.28	720	823	14.31
UNITED KINGDOM	15,359,096	16,927,948	10.21	7,637,514	9,991,898	30.83
NETHERLANDS	39,075,281	26,092,145	-33.23	29,705,444	17,575,374	-40.83
FRANCE	436,043	1,282,540	194.13	1,282,413	3,751,626	192.54
GERMANY, FED. REP. OF	10,017,097	20,843,823	108.08	6,406,842	15,356,981	139.70
AUSTRIA	360	449	24.72	993	6,256	530.01
BELGIUM	7,714,159	12,909,106	67.34	5,369,995	9,865,723	83.72
SWITZERLAND	5,340,320	59,392	-98.89	17,491,259	157,733	-99.10
DENMARK	5,906,198	4,701,660	-20.39	3,029,877	2,898,723	-4.33
NORWAY	1,433	5,047	252.20	25,187	60,158	138.85
SWEDEN	38,508	25,292	-34.32	75,936	102,771	35.34
FINLAND	19,018	45,318	138.29	99,136	213,026	114.88
IRELAND	932	3,281	252.04	1,358	5,470	302.80
ITALY	7,032,392	3,095,710	-55.98	5,285,706	9,796,317	85.34
SPAIN	435,635	233,792	-46.33	1,609,812	598,904	-62.80
PORTUGAL	18,079	59,616	229.75	77,671	266,191	242.72
GREECE	46,057	70,366	52.78	84,491	304,234	260.08
VATICAN CITY STATE (HOLY SEE)	0	152	-	0	130	-
ANDORRA	0	146,863	-	0	522,340	-
HUNGARY	1,716	387	-77.45	1,641	1,366	-16.76



TABEL 5. PERKEMBANGAN EKSPOR INDONESIA MENURUT KOMODITI DAN NEGARA TUJUAN

JENIS BARANG	BERAT BERSIH (KG)		PERUB	NILAI FOB (US \$)		PERUB
	JAN-APR 2006	JAN-APR 2007	%	JAN-APR 2006	JAN-APR 2007	%
(1)	(2)	(3)	(4)	(5)	(6)	(7)
POLAND	4,908,883	4,187	-99.91	2,374,978	80,298	-96.62
ROMANIA	0	506	-	0	486	-
BULGARIA	1,330	614	-53.83	2,395	2,701	12.78
YUGOSLAVIA	213	334	56.81	383	517	34.99
AZERBAIJAN	17,391	820,790	4,619.63	22,608	1,363,757	5,932.19
UKRAINE	6,985	221	-96.84	30,035	271	-99.10
LITHUANIA	88	335	280.68	300	2,115	605.00
ESTONIA	0	18,657	-	0	50,981	-
GEORGIA	67	0	-100.00	322	0	-100.00
CROATIA	0	1,724	-	0	3,137	-
MALTA	125	4,554,553	3,643,542.40	227	2,475,301	1,090,340.97
SLOVAKIA	2,816	142	-94.96	10,795	3,874	-64.11
SLOVENIA	5,610	1,538	-72.58	16,226	2,448	-84.91
CZECH REPUBLIC	5,352	7,060	31.91	37,190	39,608	6.50
RUSSIA FEDERATION	240,220	79,270	-67.00	236,036	165,763	-29.77
<b>-TEMBAGA</b>	<b>99,873,684</b>	<b>110,761,902</b>	<b>10.90</b>	<b>598,771,263</b>	<b>775,717,030</b>	<b>29.55</b>
JAPAN	907,953	17,656,154	1,844.61	73,729,810	211,655,867	187.07
HONG KONG	4,945,923	4,306,133	-12.94	20,667,414	23,812,162	15.22
KOREA, REPUBLIC OF	2,346,128	1,741,175	-25.79	83,381,074	44,395,285	-46.76
TAIWAN	9,496,788	10,359,689	9.09	47,030,219	61,700,897	31.19
CHINA	24,245,053	22,700,540	-6.37	89,726,555	96,557,810	7.61
THAILAND	15,978,586	16,078,015	0.62	80,039,790	100,611,235	25.70
SINGAPORE	6,421,049	5,251,857	-18.21	27,654,051	29,985,840	8.43
PHILIPPINES	7,436,190	5,433,154	-26.94	36,581,416	36,123,908	-1.25
MALAYSIA	24,176,790	23,793,838	-1.58	119,392,677	149,428,187	25.16
MYANMAR (FORM. BURMA)	0	1,794	-	0	14,062	-
CAMBODIA	0	30	-	0	550	-
BRUNEI DARUSSALAM	3,169	2,468	-22.12	3,484	1,375	-60.53
LAO PEOPLE'S DEMOCRATIC REPUBLI	0	1,440	-	0	89,700	-
VIET NAM	3,045,556	2,479,456	-18.59	16,072,749	15,872,173	-1.25
MALDIVES	2,313	0	-100.00	14,715	0	-100.00
INDIA	80,084	119,982	49.82	415,489	859,834	106.95
BANGLADESH	100,547	42,000	-58.23	521,754	294,184	-43.62
SRI LANKA	2	36	1,700.00	360	200	-44.44
IRAN (ISLAMIC REPUBLIC OF)	0	1,524	-	0	21,810	-
TURKEY	192	432	125.00	331	345	4.23
UNITED ARAB EMIRATES	0	703	-	0	3,138	-
EGYPT	268	0	-100.00	570	0	-100.00
MADAGASCAR	75,000	200,000	166.67	33,000	100,000	203.03
KENYA	64	0	-100.00	72	0	-100.00
REUNION	0	105	-	0	334	-
SEYCHELLES	59	0	-100.00	207	0	-100.00
SOUTH AFRICA	3,625	744	-79.48	4,812	885	-81.61
AUSTRALIA	5,598	59,501	962.90	11,486	209,807	1,726.63
NEW ZEALAND	615	256	-58.37	1,958	323	-83.50
NEW CALEDONIA	229	0	-100.00	354	0	-100.00
VANUATU	0	233	-	0	282	-
FIJI	1,576	257	-83.69	2,854	1,583	-44.53
UNITED STATES	447,784	282,091	-37.00	2,974,006	2,727,798	-8.28
CANADA	11,634	39,270	237.55	38,712	346,134	794.13
VENEZUELA	0	4	-	0	119	-
BRAZIL	352	19,503	5,440.63	1,211	95,277	7,767.63
BOLIVIA	0	44	-	0	497	-
BAHAMAS	0	140	-	0	3,475	-
ANTIGUA AND BARBUDA	0	33	-	0	1,591	-
FRENCH POLYNESIA	248	0	-100.00	1,906	0	-100.00
UNITED KINGDOM	9,165	94,292	928.83	24,781	238,109	860.85
NETHERLANDS	84,658	8,017	-90.53	188,557	64,641	-65.72
FRANCE	7,017	3,135	-55.32	21,782	9,274	-57.42
GERMANY, FED. REP. OF	19,904	29,265	47.03	107,156	134,065	25.11
AUSTRIA	123	0	-100.00	578	0	-100.00
BELGIUM	5,765	22,553	291.21	92,847	148,783	60.25
SWITZERLAND	745	225	-69.80	1,442	231	-83.98
DENMARK	397	2,021	409.07	836	8,925	967.58
SWEDEN	2,512	19,345	670.10	2,006	169,666	8,357.93
FINLAND	204	10	-95.10	390	8	-97.95
ITALY	1,497	4,423	195.46	3,200	3,266	2.06
SPAIN	5,035	3,979	-20.97	8,713	14,358	64.79
PORTUGAL	0	760	-	0	1,713	-
GREECE	160	1,099	586.88	378	3,568	843.92
HUNGARY	429	0	-100.00	5,127	0	-100.00
POLAND	677	102	-84.93	1,541	30	-98.05
UKRAINE	1,905	0	-100.00	8,603	0	-100.00
CROATIA	69	4	-94.20	195	39	-80.00
MALTA	47	0	-100.00	95	0	-100.00
SLOVAKIA	0	71	-	0	3,687	-

TABEL 5. PERKEMBANGAN EKSPOR INDONESIA MENURUT KOMODITI DAN NEGARA TUJUAN

JENIS BARANG	BERAT BERSIH (KG)		PERUB	NILAI FOB (US \$)		PERUB
	JAN-APR 2006	JAN-APR 2007	%	JAN-APR 2006	JAN-APR 2007	%
(1)	(2)	(3)	(4)	(5)	(6)	(7)
<b>-SENG</b>	<b>1,536,313</b>	<b>1,757,735</b>	<b>14.41</b>	<b>2,309,862</b>	<b>3,482,975</b>	<b>50.79</b>
JAPAN	769,472	765,039	-0.58	1,043,159	1,671,686	60.25
HONG KONG	19,000	0	-100.00	19,000	0	-100.00
KOREA, REPUBLIC OF	96,187	0	-100.00	126,186	0	-100.00
TAIWAN	8,229	108,207	1,214.95	2,820	76,580	2,615.60
CHINA	60,360	192,390	218.74	133,016	131,690	-1.00
THAILAND	40,120	120,000	199.10	81,228	349,855	330.71
SINGAPORE	107,094	239,112	123.27	183,078	495,872	170.85
PHILIPPINES	86,269	43,997	-49.00	138,158	65,791	-52.38
MALAYSIA	164,887	12,530	-92.40	268,841	36,889	-86.28
BRUNEI DARUSSALAM	0	1,025	-	0	3,376	-
VIET NAM	20,000	94,357	371.79	42,803	338,171	690.06
INDIA	0	117,368	-	0	223,913	-
SRI LANKA	34,487	35,860	3.98	57,799	58,009	0.36
NIGERIA	20,000	20,000	0.00	20,000	20,000	0.00
MALI	118	0	-100.00	502	0	-100.00
GAMBIA	0	619	-	0	435	-
AUSTRALIA	68,086	4,057	-94.04	94,251	8,304	-91.19
EAST TIMOR	34,709	330	-99.05	49,973	294	-99.41
BRAZIL	6,437	0	-100.00	44,006	0	-100.00
JAMAICA	0	2,677	-	0	220	-
UNITED KINGDOM	851	9	-98.94	4,683	1,400	-70.10
FRANCE	0	158	-	0	490	-
RUSSIA FEDERATION	7	0	-100.00	359	0	-100.00
<b>-LOGAM TIDAK MULIA LAIN</b>	<b>18,532,550</b>	<b>227,834,388</b>	<b>1,129.37</b>	<b>54,010,971</b>	<b>66,200,090</b>	<b>22.57</b>
JAPAN	3,538,775	59,489,229	1,581.07	12,986,380	12,615,410	-2.86
HONG KONG	370,044	470,446	27.13	1,207,554	1,353,799	12.11
KOREA, REPUBLIC OF	147,583	78,918	-46.53	316,514	210,231	-33.58
TAIWAN	48,153	38,368	-20.32	144,306	170,308	18.02
CHINA	220,535	312,756	41.82	656,924	846,948	28.93
MONGOLIA	86	0	-100.00	8,490	0	-100.00
PAPUA NEW GUINEA	149,437	455,218	204.62	390,282	1,083,126	177.52
THAILAND	1,009,441	867,969	-14.01	4,749,524	5,172,787	8.91
SINGAPORE	4,994,494	7,609,535	52.36	8,546,727	10,579,347	23.78
PHILIPPINES	394,073	70,885,562	17,887.93	868,863	4,026,330	363.40
MALAYSIA	1,008,592	1,014,087	0.54	2,974,986	3,575,288	20.18
MYANMAR (FORM. BURMA)	17,215	15,178	-11.83	36,425	37,849	3.91
CAMBODIA	553	61	-88.97	3,759	869	-76.88
BRUNEI DARUSSALAM	19,491	21,275	9.15	29,204	59,937	105.24
LAO PEOPLE'S DEMOCRATIC REPUBLI	440	0	-100.00	9,267	0	-100.00
VIET NAM	230,163	454,598	97.51	688,953	2,019,527	193.13
MALDIVES	5,828	3,599	-38.25	11,767	7,998	-32.03
INDIA	205,586	285,802	39.02	485,669	780,326	60.67
PAKISTAN	55,818	18,842	-66.24	163,112	138,273	-15.23
BANGLADESH	21,241	15,666	-26.25	67,074	17,599	-73.76
SRI LANKA	20,581	18,737	-8.96	56,864	60,194	5.86
IRAN (ISLAMIC REPUBLIC OF)	21,868	13,086	-40.16	37,120	61,497	65.67
SAUDI ARABIA	261,193	609,326	133.29	218,540	644,259	194.80
KUWAIT	38,344	27,243	-28.95	41,426	42,202	1.87
JORDAN	8,697	0	-100.00	14,103	0	-100.00
LEBANON	7,825	999	-87.23	12,924	1,426	-88.97
YEMEN	227	520	129.07	437	300	-31.35
OMAN	158	69,142	43,660.76	1,230	78,949	6,318.62
SYRIA ARAB REPUBLIC	95,437	9,190	-90.37	70,986	299,149	321.42
TURKEY	3,128	1,222	-60.93	7,822	4,403	-43.71
UNITED ARAB EMIRATES	280,355	452,569	61.43	515,047	610,036	18.44
QATAR	29,668	32,236	8.66	27,140	49,507	82.41
BAHRAIN	2,835	383	-86.49	8,573	1,017	-88.14
CYPRUS	25,985	89	-99.66	22,334	206	-99.08
EGYPT	13,861	63,064	354.97	77,499	101,908	31.50
LIBYAN ARAB JAMAHIRIYA	20,000	0	-100.00	19,870	0	-100.00
MOROCCO	15,943	14,455	-9.33	35,508	14,272	-59.81
TUNISIA	0	1,496	-	0	37,293	-
ALGERIA	0	40,000	-	0	40,040	-
SUDAN	0	626	-	0	3,300	-
TANZANIA, UNITED REPUBLIC OF	2,586	16,383	533.53	26,087	48,130	84.50
MADAGASCAR	4,745	6,802	43.35	2,153	4,127	91.69
KENYA	35,379	46,582	31.67	80,368	114,809	42.85
REUNION	1,574	1,373	-12.77	1,324	732	-44.71
TOGO	8,704	0	-100.00	20,105	0	-100.00
GHANA	696	0	-100.00	816	0	-100.00
LIBERIA	0	798	-	0	11,160	-
GUINEA	16,229	0	-100.00	9,130	0	-100.00
ANGOLA	0	10,560	-	0	1,155	-
CAMEROON	12,500	0	-100.00	26,420	0	-100.00
NIGERIA	320,191	193,618	-39.53	701,877	483,635	-31.09
SENEGAL	0	156	-	0	1,123	-

TABEL 5. PERKEMBANGAN EKSPOR INDONESIA MENURUT KOMODITI DAN NEGARA TUJUAN

JENIS BARANG	BERAT BERSIH (KG)		PERUB	NILAI FOB (US \$)		PERUB
	JAN-APR 2006	JAN-APR 2007	%	JAN-APR 2006	JAN-APR 2007	%
(1)	(2)	(3)	(4)	(5)	(6)	(7)
BENIN	0	32,876	-	0	8,820	-
SEYCHELLES	689	0	-100.00	3,195	0	-100.00
UGANDA	790	0	-100.00	1,986	0	-100.00
SOUTH AFRICA	151,658	153,957	1.52	524,056	306,929	-41.43
MAURITIUS	33	5,694	17,154.55	53	29,788	56,103.77
AUSTRALIA	393,990	916,986	132.74	1,839,509	3,882,590	111.07
NEW ZEALAND	54,929	225,322	310.21	205,025	229,303	11.84
GUAM	420	549	30.71	1,829	2,719	48.66
NEW CALEDONIA	22,641	43,436	91.85	46,027	157,805	242.85
NORTHERN MARIANA ISLANDS	1	0	-100.00	4	0	-100.00
VANUATU	1,756	3	-99.83	824	127	-84.59
WALLIS AND FUTUNA ISLANDS	683	0	-100.00	279	0	-100.00
AMERICAN SAMOA	0	525	-	0	192	-
COOK ISLANDS	0	1,013	-	0	805	-
FIJI	3,081	9,711	215.19	14,656	63,624	334.12
SAMOA	0	1,440	-	0	7,044	-
TOKELAU	15,749	0	-100.00	15,200	0	-100.00
EAST TIMOR	15,380	3,611	-76.52	12,676	6,887	-45.67
UNITED STATES	986,805	664,882	-32.62	6,057,568	5,168,336	-14.68
CANADA	112,583	116,254	3.26	560,892	1,081,755	92.86
MEXICO	19,635	2,979	-84.83	134,487	19,641	-85.40
PANAMA	9,383	15,978	70.29	37,445	64,199	71.45
SURINAME	0	121	-	0	703	-
CHILE	61,042	11,273	-81.53	342,124	67,260	-80.34
VENEZUELA	109	10,892	9,892.66	63	26,101	41,330.16
ARGENTINA	39,524	9,139	-76.88	148,671	77,476	-47.89
BRAZIL	14,271	7,994	-43.98	75,330	60,556	-19.61
COLOMBIA	686	101	-85.28	437	6,030	1,279.86
ECUADOR	70	833	1,090.00	10,640	2,185	-79.46
BAHAMAS	125	0	-100.00	90	0	-100.00
JAMAICA	0	589	-	0	135	-
PUERTO RICO	740	0	-100.00	2,433	0	-100.00
BELIZE	62	7	-88.71	229	10	-95.63
DOMINICAN REPUBLIC	524	692	32.06	1,047	2,425	131.61
EL SALVADOR	32	1,463	4,471.88	67	6,272	9,261.19
COSTA RICA	2,154	2,169	0.70	1,159	1,909	64.71
BARBADOS	391	0	-100.00	340	0	-100.00
ANTIGUA AND BARBUDA	0	467	-	0	3,786	-
ARUBA	2,446	0	-100.00	3,912	0	-100.00
BERMUDA	220	146	-33.64	1,540	1,078	-30.00
FRENCH GUIANA	0	376	-	0	723	-
FRENCH POLYNESIA	2,111	4,070	92.80	1,761	5,426	208.12
GRENADA	2,254	0	-100.00	3,086	0	-100.00
MARTINIQUE	0	54	-	0	76	-
NETHERLANDS ANTILLES	235	613	160.85	377	19,182	4,988.06
SAINT LUCIA	41	4,352	10,514.63	53	7,436	13,930.19
GUADELOUPE	2	144	7,100.00	11	278	2,427.27
SAINT KITTS AND NEVIS	246	27	-89.02	349	377	8.02
UNITED KINGDOM	1,034,984	80,329,918	7,661.46	1,749,365	4,473,520	155.72
NETHERLANDS	161,302	143,443	-11.07	756,134	940,783	24.42
FRANCE	304,423	278,966	-8.36	614,448	567,498	-7.64
GERMANY, FED. REP. OF	379,157	204,449	-46.08	2,149,265	1,498,381	-30.28
AUSTRIA	4,201	2,342	-44.25	13,289	16,720	25.82
BELGIUM	101,545	69,113	-31.94	153,813	164,609	7.02
SWITZERLAND	5,269	5,972	13.34	51,867	53,964	4.04
DENMARK	8,804	37,023	320.52	15,347	69,526	353.03
NORWAY	25,523	23,481	-8.00	43,013	109,275	154.05
SWEDEN	76,867	60,907	-20.76	262,068	260,170	-0.72
FINLAND	15,982	4,190	-73.78	59,108	33,919	-42.62
IRELAND	250,708	99,982	-60.12	552,406	153,211	-72.26
ITALY	290,558	368,463	26.81	479,954	538,173	12.13
SPAIN	198,578	223,763	12.68	440,213	385,838	-12.35
PORTUGAL	2,547	8,642	239.30	6,262	19,776	215.81
GREECE	18,391	20,388	10.86	40,268	13,223	-67.16
HUNGARY	6,636	3,402	-48.73	26,041	6,950	-73.31
POLAND	26,379	63	-99.76	79,011	10,425	-86.81
ROMANIA	0	7,288	-	0	27,874	-
BULGARIA	3,871	1,103	-71.51	21,870	1,783	-91.85
YUGOSLAVIA	2,244	0	-100.00	4,774	0	-100.00
AZERBAIJAN	490	0	-100.00	42,068	0	-100.00
KAZAKHSTAN	0	32	-	0	46	-
UKRAINE	0	2,388	-	0	18,173	-
ESTONIA	0	9,037	-	0	22,602	-
GEORGIA	0	8,676	-	0	38,750	-
CROATIA	1,707	931	-45.46	5,932	5,770	-2.73
MALTA	707	0	-100.00	2,419	0	-100.00
SLOVAKIA	9	319	3,444.44	64	3,272	5,012.50
SLOVENIA	6,334	0	-100.00	5,203	0	-100.00

TABEL 5. PERKEMBANGAN EKSPOR INDONESIA MENURUT KOMODITI DAN NEGARA TUJUAN

JENIS BARANG	BERAT BERSIH (KG)		PERUB	NILAI FOB (US \$)		PERUB
	JAN-APR 2006	JAN-APR 2007	%	JAN-APR 2006	JAN-APR 2007	%
(1)	(2)	(3)	(4)	(5)	(6)	(7)
CZECH REPUBLIC	955	180	-81.15	1,732	1,874	8.20
RUSSIA FEDERATION	631	1,425	125.83	4,124	33,216	705.43
<b>-PAKAIAN JADI</b>	<b>115,701,150</b>	<b>124,124,500</b>	<b>7.28</b>	<b>1,666,981,978</b>	<b>1,816,386,675</b>	<b>8.96</b>
JAPAN	3,700,307	3,189,606	-13.80	48,597,482	44,596,482	-8.23
HONG KONG	547,276	180,626	-67.00	5,722,222	3,136,938	-45.18
KOREA, DEMOCRATIC PEOPLE'S REPL	1,695	22	-98.70	40,430	115	-99.72
KOREA, REPUBLIC OF	571,738	423,777	-25.88	7,504,442	6,446,660	-14.10
TAIWAN	193,462	207,824	7.42	2,546,836	2,923,368	14.78
CHINA	299,056	119,170	-60.15	1,467,059	1,746,625	19.06
MACAU	394	68	-82.74	10,778	5,063	-53.02
PAPUA NEW GUINEA	222,688	125,829	-43.50	869,899	459,409	-47.19
THAILAND	285,338	249,809	-12.45	2,660,652	2,603,462	-2.15
SINGAPORE	2,283,848	2,825,624	23.72	19,631,680	26,998,212	37.52
PHILIPPINES	175,359	71,667	-59.13	1,734,395	890,158	-48.68
MALAYSIA	3,486,102	3,161,288	-9.32	9,581,216	14,298,347	49.23
MYANMAR (FORM. BURMA)	330	0	-100.00	645	0	-100.00
CAMBODIA	1,709	4,760	178.53	11,531	36,845	219.53
BRUNEI DARUSSALAM	92,098	69,339	-24.71	574,414	364,020	-36.63
LAO PEOPLE'S DEMOCRATIC REPUBLI	5,999	0	-100.00	27,992	0	-100.00
NEPAL	19,642	22,564	14.88	207,537	194,098	-6.48
VIET NAM	48,079	51,218	6.53	124,604	542,470	335.36
MALDIVES	17,739	14,137	-20.31	99,706	159,140	59.61
INDIA	27,557	57,509	108.69	368,880	543,705	47.39
PAKISTAN	160,316	213,124	32.94	1,067,705	1,418,175	32.82
BANGLADESH	5,292	4,917	-7.09	47,386	18,018	-61.98
SRI LANKA	530,959	632,298	19.09	3,081,906	3,741,358	21.40
IRAQ	32,161	0	-100.00	199,344	0	-100.00
IRAN (ISLAMIC REPUBLIC OF)	2,476	27,827	1,023.87	4,240	339,959	7,917.90
SAUDI ARABIA	1,843,182	2,108,372	14.39	15,167,171	17,400,735	14.73
KUWAIT	142,961	142,060	-0.63	1,180,493	1,502,559	27.28
JORDAN	1,179	56	-95.25	8,280	3,502	-57.71
LEBANON	5,078	2,522	-50.33	164,170	92,619	-43.58
PALESTINA	330	0	-100.00	10,001	0	-100.00
YEMEN	68,993	133,930	94.12	749,051	1,130,906	50.98
OMAN	18	5,634	31,200.00	231	99,696	43,058.44
SYRIA ARAB REPUBLIC	2,775	0	-100.00	8,204	0	-100.00
TURKEY	83,875	113,812	35.69	1,704,865	1,700,685	-0.25
UNITED ARAB EMIRATES	3,498,386	3,477,553	-0.60	35,646,912	40,116,279	12.54
QATAR	4,637	3,095	-33.25	90,872	67,545	-25.67
BAHRAIN	9,604	24,978	160.08	72,917	112,698	54.56
CYPRUS	3,252	9,612	195.57	47,088	101,315	115.16
EGYPT	384,494	489,180	27.23	4,441,602	5,019,511	13.01
LIBYAN ARAB JAMAHIRIYA	8,695	31,231	259.18	117,500	111,975	-4.70
MOROCCO	36,537	1,493	-95.91	407,976	38,595	-90.54
TUNISIA	13,877	31,888	129.79	73,651	41,291	-43.94
ALGERIA	127,763	100,095	-21.66	1,306,643	1,197,256	-8.37
SUDAN	671,272	699,895	4.26	7,627,329	6,778,705	-11.13
ERITREA	0	1,926	-	0	9,191	-
NAMIBIA	3,313	0	-100.00	37,110	0	-100.00
ETHIOPIA	280,538	37,620	-86.59	3,645,675	351,120	-90.37
TANZANIA, UNITED REPUBLIC OF	130,227	762,559	485.56	171,321	397,432	131.98
MADAGASCAR	51,147	41,839	-18.20	144,389	58,822	-59.26
SOMALIA	49,433	30,516	-38.27	727,117	198,512	-72.70
KENYA	495,308	363,215	-26.67	1,035,111	1,111,856	7.41
REUNION	14,011	8,581	-38.76	76,599	35,392	-53.80
MOZAMBIQUE	23,813	152,912	542.14	75,160	210,903	180.61
EQUATORIAL GUINEA	37,835	0	-100.00	84,304	0	-100.00
TOGO	2,500,551	3,372,881	34.89	4,507,665	5,026,815	11.52
GHANA	351,274	242,704	-30.91	687,262	220,630	-67.90
LIBERIA	47,531	51,295	7.92	56,160	55,200	-1.71
GUINEA	654,110	546,045	-16.52	663,320	597,470	-9.93
ANGOLA	315,885	428,137	35.54	455,409	48,359	-89.38
CONGO	244,526	120,000	-50.93	347,747	176,000	-49.39
CAMEROON	322,185	381,262	18.34	445,685	539,143	20.97
NIGERIA	338,126	104,677	-69.04	838,635	552,173	-34.16
GABON	21,333	31,260	46.53	31,205	21,423	-31.35
COTE D'IVOIRE	73,706	12	-99.98	116,673	334	-99.71
SENEGAL	712,726	949,186	33.18	795,290	859,988	8.14
MAURITANIA	50,899	38,003	-25.34	513,761	178,735	-65.21
MALI	120,000	0	-100.00	184,176	0	-100.00
BENIN	1,125,686	1,032,605	-8.27	6,426,345	4,688,727	-27.04
GAMBIA	86,427	139,107	60.95	79,200	153,634	93.98
U.S. VIRGIN ISLANDS	241	2,261	838.17	1,654	5,195	214.09
SEYCHELLES	703	4,869	592.60	20,635	35,240	70.78
UGANDA	46,457	80,652	73.61	195,764	267,352	36.57
CENTRAL AFRICAN REPUBLIC	76	0	-100.00	10,519	0	-100.00
NIGER	220,186	171,932	-21.92	1,417,116	1,295,170	-8.61

TABEL 5. PERKEMBANGAN EKSPOR INDONESIA MENURUT KOMODITI DAN NEGARA TUJUAN

JENIS BARANG	BERAT BERSIH (KG)		PERUB	NILAI FOB (US \$)		PERUB
	JAN-APR 2006	JAN-APR 2007	%	JAN-APR 2006	JAN-APR 2007	%
(1)	(2)	(3)	(4)	(5)	(6)	(7)
DJIBOUTI	352,782	31,708	-91.01	1,428,302	260,618	-81.75
SAO TOME AND PRINCIPE	7,991	0	-100.00	6,204	0	-100.00
SWAZILAND	40	0	-100.00	2,148	0	-100.00
SOUTH AFRICA	243,640	332,365	36.42	2,383,887	2,926,291	22.75
ZIMBABWE	12,879	12,711	-1.30	75,098	73,211	-2.51
MALAWI	0	21,238	-	0	8,990	-
MAURITIUS	26,695	35,835	34.24	149,314	160,052	7.19
AUSTRALIA	818,617	668,444	-18.34	14,249,350	12,742,565	-10.57
NEW ZEALAND	75,192	65,486	-12.91	1,311,758	1,075,063	-18.04
GUAM	1,128	3,034	168.97	17,000	22,437	31.98
PALAU	47	22	-53.19	291	286	-1.72
NEW CALEDONIA	28,678	18,971	-33.85	333,403	201,836	-39.46
NORTHERN MARIANA ISLANDS	927	1,192	28.59	28,072	6,863	-75.55
SAINT VINCENT AND THE GRENADINES	51	99	94.12	369	197	-46.61
VANUATU	1,521	10,724	605.06	4,546	10,375	128.22
WALLIS AND FUTUNA ISLANDS	689	3,433	398.26	1,451	5,093	251.00
AMERICAN SAMOA	674	0	-100.00	4,200	0	-100.00
COOK ISLANDS	664	1,507	126.96	4,734	6,961	47.04
FIJI	31,955	36,514	14.27	204,469	275,060	34.52
KIRIBATI	4,722	0	-100.00	6,500	0	-100.00
SAMOA	13,196	0	-100.00	77,792	0	-100.00
SOLOMON ISLANDS	3,071	0	-100.00	8,001	0	-100.00
TONGA	18,688	903	-95.17	13,899	11,432	-17.75
EAST TIMOR	38,472	645	-98.32	32,648	16,197	-50.39
UNITED STATES	58,691,878	70,226,771	19.65	1,004,504,981	1,174,454,270	16.92
CANADA	1,713,424	1,858,145	8.45	32,893,572	35,237,204	7.12
MEXICO	383,257	524,891	36.96	6,487,221	8,744,401	34.79
GUATEMALA	0	241	-	0	3,739	-
NICARAGUA	235	0	-100.00	102	0	-100.00
PANAMA	631,908	621,266	-1.68	5,902,970	5,184,193	-12.18
CUBA	0	17	-	0	126	-
SURINAME	8,726	2,985	-65.79	44,583	17,370	-61.04
CHILE	129,346	51,916	-59.86	1,647,726	741,993	-54.97
VENEZUELA	204,398	3,256	-98.41	517,003	118,495	-77.08
ARGENTINA	50,239	78,149	55.55	815,456	1,585,185	94.39
BRAZIL	309,701	366,987	18.50	1,700,480	2,950,328	73.50
COLOMBIA	629	2,569	308.43	10,035	66,514	562.82
BOLIVIA	95	34	-64.21	3,376	1,728	-48.82
URUGUAY	5,209	8,991	72.61	98,009	184,673	88.42
PARAGUAY	9	19	111.11	239	474	98.33
ECUADOR	3,138	14,905	374.98	65,120	124,885	91.78
PERU	571	4,511	690.02	10,479	65,196	522.16
GUYANA	0	1,724	-	0	3,600	-
TRINIDAD AND TOBAGO	1	0	-100.00	52	0	-100.00
BAHAMAS	4,582	2,166	-52.73	2,025	2,770	36.79
JAMAICA	4,550	7,302	60.48	36,839	29,502	-19.92
PUERTO RICO	84,395	90,432	7.15	1,159,331	975,357	-15.87
BELIZE	9,625	33	-99.66	57,878	46	-99.92
DOMINICAN REPUBLIC	10,424	5,382	-48.37	78,574	71,652	-8.81
EL SALVADOR	826	9	-98.91	5,189	351	-93.24
COSTA RICA	8,974	14,517	61.77	31,707	48,500	52.96
HAITI	2,993	0	-100.00	20,780	0	-100.00
BARBADOS	124	45	-63.71	4,548	3,405	-25.13
ANTIGUA AND BARBUDA	1,476	1	-99.93	22,037	39	-99.82
ARUBA	0	175	-	0	2,751	-
BERMUDA	667	15,900	2,283.81	7,736	47,977	520.18
CAPE VERDE	0	217	-	0	120	-
CAYMAN ISLANDS	0	10	-	0	855	-
FRENCH GUIANA	1,074	3,635	238.45	5,745	36,846	541.36
FRENCH POLYNESIA	28,685	57,450	100.28	181,529	199,995	10.17
MARTINIQUE	4,142	6,077	46.72	12,177	34,204	180.89
NETHERLANDS ANTILLES	71,513	70,559	-1.33	783,522	636,058	-18.82
SAINT LUCIA	1,829	129	-92.95	2,600	6,758	159.92
GUADELOUPE	3,319	5,207	56.88	19,740	39,081	97.98
SAINT KITTS AND NEVIS	2,747	342	-87.55	3,888	5,610	44.29
UNITED KINGDOM	6,673,503	5,637,968	-15.52	103,955,827	92,825,566	-10.71
NETHERLANDS	1,800,698	1,510,503	-16.12	31,228,501	30,415,861	-2.60
FRANCE	2,118,912	1,621,056	-23.50	32,927,866	27,212,859	-17.36
GERMANY, FED. REP. OF	6,835,112	6,585,928	-3.65	123,150,794	118,625,917	-3.67
AUSTRIA	89,197	97,251	9.03	1,842,680	1,914,865	3.92
BELGIUM	1,805,453	1,632,206	-9.60	33,167,588	32,114,125	-3.18
SWITZERLAND	216,025	198,830	-7.96	3,504,812	3,628,370	3.53
LUXEMBOURG	1,942	0	-100.00	25,178	0	-100.00
GIBRALTAR	96	0	-100.00	3,320	0	-100.00
MONACO	2,062	0	-100.00	55,010	0	-100.00
DENMARK	101,465	116,519	14.84	1,537,770	1,616,596	5.13
NORWAY	77,248	74,475	-3.59	1,293,447	1,249,887	-3.37
SWEDEN	235,503	210,412	-10.65	3,847,510	3,626,684	-5.74

TABEL 5. PERKEMBANGAN EKSPOR INDONESIA MENURUT KOMODITI DAN NEGARA TUJUAN

JENIS BARANG	BERAT BERSIH (KG)		PERUB	NILAI FOB (US \$)		PERUB
	JAN-APR 2006	JAN-APR 2007	%	JAN-APR 2006	JAN-APR 2007	%
(1)	(2)	(3)	(4)	(5)	(6)	(7)
FINLAND	42,335	14,944	-64.70	528,341	147,372	-72.11
IRELAND	144,396	187,956	30.17	2,284,706	3,083,213	34.95
ITALY	1,406,323	1,088,390	-22.61	26,078,811	24,525,723	-5.96
SPAIN	1,327,717	825,877	-37.80	16,390,330	10,165,989	-37.98
PORTUGAL	52,182	31,550	-39.54	371,255	205,908	-44.54
MONTSERRAT	0	172	-	0	3,764	-
GREECE	63,458	79,637	25.50	622,376	907,614	45.83
DEMOCRATIC REPUBLIC OF THE CONG	189,090	110,661	-41.48	451,360	113,789	-74.79
HUNGARY	20,969	22,639	7.96	245,559	189,661	-22.76
POLAND	72,864	65,241	-10.46	1,070,851	1,063,209	-0.71
ROMANIA	2,651	3,375	27.31	35,236	82,531	134.22
BULGARIA	5,243	1,238	-76.39	92,118	14,130	-84.66
YUGOSLAVIA	466	8,124	1,643.35	11,793	56,272	377.16
ALBANIA	0	904	-	0	12,337	-
BELARUS	33	0	-100.00	2,170	0	-100.00
KAZAKHSTAN	0	25	-	0	1,369	-
MOLDOVA, REPUBLIC OF	83	27	-67.47	1,667	762	-54.29
UKRAINE	120,398	201,396	67.28	1,469,753	2,804,621	90.82
LITHUANIA	7,876	6,839	-13.17	88,098	117,804	33.72
LATVIA	37,464	0	-100.00	201,512	0	-100.00
ESTONIA	6,712	2,670	-60.22	68,321	39,495	-42.19
GEORGIA	8	0	-100.00	4	0	-100.00
CROATIA	25,958	27,447	5.74	134,564	101,106	-24.86
BOSNIA AND HERZEGOVINA	0	610	-	0	1,571	-
MALTA	58,500	89,239	52.55	377,358	357,175	-5.35
SLOVAKIA	7,724	15,173	96.44	85,756	331,003	285.98
SLOVENIA	6,031	1,637	-72.86	7,369	22,582	206.45
CZECH REPUBLIC	10,756	36,717	241.36	284,076	927,410	226.47
REP. OF MACEDONIA	0	984	-	0	4,603	-
RUSSIA FEDERATION	140,888	199,619	41.69	3,258,662	4,371,839	34.16
<b>-KAIN TENUN</b>	<b>91,617,093</b>	<b>91,095,041</b>	<b>-0.57</b>	<b>428,546,327</b>	<b>449,068,854</b>	<b>4.79</b>
JAPAN	9,932,614	10,919,190	9.93	38,821,412	44,880,424	15.61
HONG KONG	3,251,000	2,308,552	-28.99	18,424,898	14,219,001	-22.83
KOREA, DEMOCRATIC PEOPLE'S REPL	147	0	-100.00	2,283	0	-100.00
KOREA, REPUBLIC OF	1,150,129	1,249,410	8.63	4,313,034	4,286,422	-0.62
TAIWAN	356,321	2,139,629	500.48	1,182,193	12,147,573	927.55
CHINA	1,972,948	1,756,077	-10.99	12,440,712	11,885,310	-4.46
MACAU	74,983	35,460	-52.71	522,387	224,059	-57.11
PAPUA NEW GUINEA	63,452	63,415	-0.06	332,253	341,385	2.75
THAILAND	2,503,432	2,653,542	6.00	11,113,439	10,916,562	-1.77
SINGAPORE	1,512,557	1,884,349	24.58	8,185,123	9,267,089	13.22
PHILIPPINES	1,720,985	1,600,097	-7.02	14,500,216	17,899,600	23.44
MALAYSIA	6,073,504	6,074,235	0.01	22,638,113	23,479,743	3.72
MYANMAR (FORM. BURMA)	258,457	247,339	-4.30	1,556,300	1,477,810	-5.04
CAMBODIA	1,347,403	773,459	-42.60	4,905,502	3,301,720	-32.69
BRUNEI DARUSSALAM	25,134	30,422	21.04	166,986	168,833	1.11
LAO PEOPLE'S DEMOCRATIC REPUBLI	19,422	40,401	108.02	79,543	143,942	80.96
NEPAL	2,024	778	-61.56	7,190	4,360	-39.36
VIET NAM	1,452,269	1,272,371	-12.39	9,467,108	7,484,198	-20.95
MALDIVES	44,403	22,052	-50.34	147,499	69,965	-52.57
INDIA	807,736	1,219,067	50.92	4,787,568	6,301,859	31.63
PAKISTAN	275,866	257,804	-6.55	967,174	904,854	-6.44
BANGLADESH	3,500,735	3,258,229	-6.93	14,131,712	13,319,289	-5.75
SRI LANKA	1,543,580	1,273,340	-17.51	8,946,631	7,223,842	-19.26
AFGHANISTAN	49,618	39,567	-20.26	161,164	152,637	-5.29
IRAN (ISLAMIC REPUBLIC OF)	502,228	173,915	-65.37	2,282,636	778,808	-65.88
SAUDI ARABIA	2,936,240	3,591,358	22.31	17,247,698	21,603,507	25.25
KUWAIT	340,340	537,205	57.84	2,308,542	4,251,594	84.17
JORDAN	459,066	300,628	-34.51	2,262,936	1,627,264	-28.09
LEBANON	77,390	49,005	-36.68	482,669	303,865	-37.04
YEMEN	482,481	298,388	-38.16	2,713,152	1,507,512	-44.44
OMAN	158,416	166,061	4.83	853,625	886,165	3.81
SYRIA ARAB REPUBLIC	571,731	344,108	-39.81	3,141,124	1,962,042	-37.54
TURKEY	7,239,211	7,987,929	10.34	30,869,103	33,745,882	9.32
UNITED ARAB EMIRATES	7,370,828	7,100,235	-3.67	44,397,420	44,469,363	0.16
QATAR	53,263	50,412	-5.35	268,635	358,473	33.44
BAHRAIN	63,605	19,208	-69.80	451,689	172,560	-61.80
CYPRUS	69,844	25,069	-64.11	420,173	186,020	-55.73
EGYPT	846,616	398,518	-52.93	2,940,469	1,940,736	-34.00
LIBYAN ARAB JAMAHIRIYA	153,294	270,665	76.57	739,624	1,364,428	84.48
MOROCCO	310,434	206,180	-33.58	1,917,259	1,283,004	-33.08
TUNISIA	40,987	82,517	101.32	223,475	356,238	59.41
ALGERIA	157,010	85,181	-45.75	282,280	228,872	-18.92
SUDAN	136,676	103,301	-24.42	777,760	609,517	-21.63
LESOTHO	261,287	267,945	2.55	840,162	793,980	-5.50
ETHIOPIA	19,200	6,488	-66.21	67,047	46,999	-29.90
MADAGASCAR	174,924	41,127	-76.49	658,263	140,938	-78.59

TABEL 5. PERKEMBANGAN EKSPOR INDONESIA MENURUT KOMODITI DAN NEGARA TUJUAN

JENIS BARANG	BERAT BERSIH (KG)		PERUB	NILAI FOB (US \$)		PERUB
	JAN-APR 2006	JAN-APR 2007	%	JAN-APR 2006	JAN-APR 2007	%
	(1)	(2)	(3)	(4)	(5)	(6)
SOMALIA	21,132	23,336	10.43	193,104	121,072	-37.30
KENYA	472,881	563,189	19.10	1,953,914	2,419,060	23.81
REUNION	0	13	-	0	73	-
MOZAMBIQUE	199,996	0	-100.00	295,371	0	-100.00
BOTSWANA	0	27,576	-	0	150,163	-
TOGO	19,779	12,136	-38.64	76,681	49,554	-35.38
GHANA	113,694	81,343	-28.45	504,062	298,433	-40.79
GUINEA	23,600	14,286	-39.47	23,386	40,886	74.83
CONGO	1	0	-100.00	16	0	-100.00
CAMEROON	9,424	15,099	60.22	63,808	88,812	39.19
NIGERIA	30,552	11,924	-60.97	380,613	101,163	-73.42
GABON	9,255	1,078	-88.35	13,666	900	-93.41
COTE D'IVOIRE	502	10,232	1,938.25	2,014	31,478	1,462.96
SENEGAL	5,555	42,341	662.21	5,550	98,949	1,682.86
MALI	1,428	0	-100.00	12,071	0	-100.00
BENIN	36,095	16,985	-52.94	255,606	86,157	-66.29
GAMBIA	3,882	1,512	-61.05	13,507	6,503	-51.85
NIGER	0	12,740	-	0	61,152	-
DJIBOUTI	42,684	20,852	-51.15	181,083	75,838	-58.12
SWAZILAND	20,126	0	-100.00	46,202	0	-100.00
SOUTH AFRICA	748,415	1,407,033	88.00	3,739,088	5,716,698	52.89
ZIMBABWE	58,738	184,719	214.48	252,228	588,250	133.22
MAURITIUS	45,237	139,234	207.79	163,611	677,522	314.11
ZAIRE	12,600	0	-100.00	99,351	0	-100.00
AUSTRALIA	837,195	1,279,802	52.87	2,951,025	3,894,874	31.98
NEW ZEALAND	117,892	121,503	3.06	553,706	694,034	25.34
GUAM	334	0	-100.00	596	0	-100.00
PALAU	0	33	-	0	484	-
NEW CALEDONIA	0	705	-	0	1,419	-
NORTHERN MARIANA ISLANDS	0	300	-	0	6,200	-
VANUATU	0	422	-	0	123	-
AMERICAN SAMOA	522	0	-100.00	4,106	0	-100.00
COOK ISLANDS	0	2	-	0	8	-
FIJI	94,780	99,129	4.59	429,879	515,282	19.87
KIRIBATI	2,877	0	-100.00	3,960	0	-100.00
EAST TIMOR	2,673	1,703	-36.29	2,169	46,612	2,049.01
UNITED STATES	4,440,515	4,391,641	-1.10	22,332,231	27,304,155	22.26
CANADA	498,941	414,031	-17.02	2,773,933	2,383,724	-14.07
MEXICO	1,558,314	1,302,781	-16.40	5,735,122	5,678,515	-0.99
GUATEMALA	69,825	50,223	-28.07	241,612	296,525	22.73
HONDURAS	65,210	44,012	-32.51	483,896	436,400	-9.82
NICARAGUA	33,141	142,785	330.84	115,182	470,776	308.72
PANAMA	178,103	172,226	-3.30	854,024	789,040	-7.61
SURINAME	0	3,499	-	0	13,151	-
CHILE	178,214	142,418	-20.09	733,969	584,352	-20.38
VENEZUELA	89,471	103,025	15.15	383,844	441,150	14.93
ARGENTINA	226,663	65,503	-71.10	899,997	313,236	-65.20
BRAZIL	489,699	727,331	48.53	2,873,236	4,227,910	47.15
COLOMBIA	149,780	269,927	80.22	774,026	1,287,290	66.31
BOLIVIA	768	2,112	175.00	4,525	13,155	190.72
URUGUAY	25	30,004	119,916.00	1,530	153,054	9,903.53
PARAGUAY	11,965	0	-100.00	80,551	0	-100.00
ECUADOR	20,466	16,613	-18.83	111,524	69,861	-37.36
PERU	102,910	171,159	66.32	531,790	1,115,413	109.75
JAMAICA	18,873	0	-100.00	101,524	0	-100.00
DOMINICAN REPUBLIC	110,709	68,659	-37.98	625,906	376,945	-39.78
EL SALVADOR	236,541	36,777	-84.45	1,184,862	193,451	-83.67
COSTA RICA	163	24	-85.28	232	385	65.95
FRENCH POLYNESIA	3,208	7,665	138.93	43,813	62,690	43.09
MARTINIQUE	0	14	-	0	175	-
NETHERLANDS ANTILLES	561	8	-98.57	3,938	427	-89.16
UNITED KINGDOM	1,792,573	1,994,593	11.27	8,971,168	11,739,295	30.86
NETHERLANDS	2,504,199	1,955,657	-21.90	9,530,994	7,975,528	-16.32
FRANCE	597,999	450,954	-24.59	3,512,861	4,665,718	32.82
GERMANY, FED. REP. OF	3,145,196	2,245,900	-28.59	15,066,597	10,546,634	-30.00
AUSTRIA	10,915	10,728	-1.71	69,799	108,272	55.12
BELGIUM	1,716,842	1,785,926	4.02	6,107,415	5,898,906	-3.41
SWITZERLAND	699	4,228	504.86	2,433	166,488	6,742.91
DENMARK	65,543	72,328	10.35	518,283	466,661	-9.96
NORWAY	17,095	65,700	284.32	76,101	270,291	255.17
SWEDEN	18,677	24,955	33.61	115,259	137,486	19.28
FINLAND	238,305	314,484	31.97	1,537,544	2,063,441	34.20
IRELAND	42,263	32,804	-22.38	167,798	109,355	-34.83
ITALY	6,288,194	4,750,230	-24.46	20,597,805	15,717,866	-23.69
SPAIN	1,594,345	1,910,297	19.82	5,638,290	6,825,603	21.06
PORTUGAL	288,654	154,284	-46.55	1,176,820	671,129	-42.97
GREECE	210,294	232,302	10.47	1,256,514	1,312,052	4.42
HUNGARY	270,893	199,920	-26.20	1,335,306	1,125,662	-15.70

TABEL 5. PERKEMBANGAN EKSPOR INDONESIA MENURUT KOMODITI DAN NEGARA TUJUAN

JENIS BARANG	BERAT BERSIH (KG)		PERUB	NILAI FOB (US \$)		PERUB
	JAN-APR 2006	JAN-APR 2007	%	JAN-APR 2006	JAN-APR 2007	%
(1)	(2)	(3)	(4)	(5)	(6)	(7)
POLAND	530,784	680,983	28.30	3,197,478	4,365,869	36.54
ROMANIA	34,137	74,918	119.46	186,433	345,804	85.48
BULGARIA	46,634	36,215	-22.34	229,228	207,359	-9.54
BELARUS	25,316	51,599	103.82	176,359	353,170	100.26
UKRAINE	204,674	252,783	23.51	1,266,992	1,710,899	35.04
UZBEKISTAN	98,635	78,884	-20.02	226,359	209,788	-7.32
LATVIA	301	3,909	1,198.67	4,531	14,743	225.38
ESTONIA	5,750	659	-88.54	19,496	5,819	-70.15
MALTA	114	429	276.32	423	5,403	1,177.30
SLOVAKIA	12,273	30,010	144.52	97,591	161,902	65.90
SLOVENIA	5,553	7,647	37.71	37,539	86,333	129.98
CZECH REPUBLIC	22,691	55,770	145.78	147,172	265,114	80.14
RUSSIA FEDERATION	47,841	140,053	192.75	217,918	834,541	282.96
<b>-TEKSTIL LAINNYA</b>	<b>393,190,188</b>	<b>399,455,794</b>	<b>1.59</b>	<b>824,104,717</b>	<b>900,052,245</b>	<b>9.22</b>
JAPAN	26,664,081	26,768,723	0.39	74,276,452	78,875,747	6.19
HONG KONG	14,930,928	12,195,928	-18.32	29,538,525	26,311,378	-10.93
KOREA, DEMOCRATIC PEOPLE'S REPL	505,235	0	-100.00	1,060,491	0	-100.00
KOREA, REPUBLIC OF	27,925,424	32,758,929	17.31	68,003,828	78,872,500	15.98
TAIWAN	11,996,911	10,703,436	-10.78	20,681,581	19,619,062	-5.14
CHINA	15,503,966	18,403,841	18.70	33,475,009	33,898,557	1.27
MONGOLIA	162	0	-100.00	1,209	0	-100.00
MACAU	1,707,288	5,162	-99.70	4,445,227	86,032	-98.06
PAPUA NEW GUINEA	97,668	32,233	-67.00	225,572	60,889	-73.01
THAILAND	8,803,198	10,242,302	16.35	21,407,678	26,227,745	22.52
SINGAPORE	11,451,693	5,900,099	-48.48	22,340,188	17,257,544	-22.75
PHILIPPINES	10,207,768	6,788,828	-33.49	19,809,412	14,313,096	-27.75
MALAYSIA	10,027,667	11,086,666	10.56	23,318,433	26,672,982	14.39
MYANMAR (FORM. BURMA)	33,586	11,694	-65.18	217,709	81,780	-62.44
CAMBODIA	257,084	260,097	1.17	829,284	1,211,960	46.15
BRUNEI DARUSSALAM	48,040	55,629	15.80	114,942	166,941	45.24
NEPAL	17,372	66	-99.62	23,417	650	-97.22
VIET NAM	9,025,998	10,693,299	18.47	15,833,246	19,074,226	20.47
MALDIVES	10,569	24,746	134.14	53,934	122,287	126.73
INDIA	18,972,190	6,893,598	-63.66	27,488,514	13,052,524	-52.52
PAKISTAN	11,320,852	4,809,136	-57.52	16,911,875	9,600,902	-43.23
BANGLADESH	7,303,467	8,296,457	13.60	18,338,624	20,200,452	10.15
SRI LANKA	4,291,004	4,381,236	2.10	11,874,465	12,044,602	1.43
AFGHANISTAN	10,625	0	-100.00	21,075	0	-100.00
IRAN (ISLAMIC REPUBLIC OF)	8,326,865	5,357,811	-35.66	13,772,379	10,066,257	-26.91
SAUDI ARABIA	733,144	692,840	-5.50	3,200,198	3,439,731	7.48
KUWAIT	40,427	191,058	372.60	292,032	791,901	171.17
JORDAN	327,918	230,956	-29.57	645,478	497,302	-22.96
LEBANON	17,715	38,213	115.71	68,363	227,122	232.23
YEMEN	330,314	257,259	-22.12	967,328	904,742	-6.47
OMAN	21,276	8,435	-60.35	77,764	28,966	-62.75
SYRIA ARAB REPUBLIC	1,718,754	1,163,071	-32.33	3,057,447	2,169,825	-29.03
TURKEY	22,378,445	35,219,579	57.38	41,697,782	77,949,156	86.94
UNITED ARAB EMIRATES	1,436,993	2,454,803	70.83	7,767,959	9,815,264	26.36
QATAR	13,846	19,825	43.18	68,103	58,079	-14.72
BAHRAIN	60	390	550.00	278	758	172.66
CYPRUS	3,729	4,341	16.41	11,330	5,179	-54.29
EGYPT	17,346,039	12,212,275	-29.60	27,475,860	20,844,699	-24.13
LIBYAN ARAB JAMAHIRIYA	16,422	33,903	106.45	44,903	49,293	9.78
MOROCCO	2,770,415	1,465,988	-47.08	3,231,791	1,955,434	-39.49
TUNISIA	119,390	164,066	37.42	266,585	334,569	25.50
ALGERIA	1,262,330	1,524,253	20.75	2,094,625	2,566,351	22.52
SUDAN	62,792	2,025	-96.78	115,381	2,063	-98.21
ETHIOPIA	18,000	0	-100.00	46,140	0	-100.00
TANZANIA, UNITED REPUBLIC OF	181,002	50,901	-71.88	305,675	88,103	-71.18
MADAGASCAR	128,721	102,392	-20.45	371,491	283,252	-23.75
SOMALIA	41,141	16,644	-59.54	439,105	123,395	-71.90
KENYA	290,933	673,877	131.63	479,356	1,028,833	114.63
REUNION	19,638	21,020	7.04	37,997	36,211	-4.70
MOZAMBIQUE	3,151	0	-100.00	9,165	0	-100.00
BOTSWANA	6,768	7,535	11.33	15,909	21,728	36.58
EQUATORIAL GUINEA	1,014	0	-100.00	946	0	-100.00
TOGO	15,779	24,364	54.41	41,400	90,638	118.93
GHANA	291,821	315,087	7.97	953,114	1,147,334	20.38
LIBERIA	240	0	-100.00	5,000	0	-100.00
GUINEA	54,920	0	-100.00	132,118	0	-100.00
CONGO	22,687	0	-100.00	78,385	0	-100.00
CAMEROON	727	63,466	8,629.85	1,015	119,202	11,644.04
NIGERIA	81,311	35,867	-55.89	174,738	75,933	-56.54
SIERRA LEONE	14,563	443	-96.96	37,300	600	-98.39
GABON	89,330	81,769	-8.46	116,535	112,711	-3.28
COTE D'IVOIRE	92,721	74,129	-20.05	248,240	198,721	-19.95
SENEGAL	44,449	46,783	5.25	128,950	145,044	12.48



TABEL 5. PERKEMBANGAN EKSPOR INDONESIA MENURUT KOMODITI DAN NEGARA TUJUAN

JENIS BARANG	BERAT BERSIH (KG)		PERUB	NILAI FOB (US \$)		PERUB
	JAN-APR 2006	JAN-APR 2007	%	JAN-APR 2006	JAN-APR 2007	%
(1)	(2)	(3)	(4)	(5)	(6)	(7)
MAURITANIA	33,511	224,010	568.47	241,920	719,394	197.37
MALI	0	12,797	-	0	40,388	-
BENIN	90,731	375	-99.59	640,653	232	-99.96
GAMBIA	10,103	22,843	126.10	8,746	15,877	81.53
U.S. VIRGIN ISLANDS	50	20	-60.00	376	60	-84.04
SEYCHELLES	5,532	7,269	31.40	12,666	12,173	-3.89
UGANDA	1,772	1,499	-15.41	18,060	4,975	-72.45
NIGER	3,680	0	-100.00	29,800	0	-100.00
DJIBOUTI	1,658,947	618,741	-62.70	3,504,013	1,640,457	-53.18
SOUTH AFRICA	1,706,652	1,963,766	15.07	3,795,914	4,743,947	24.98
ZIMBABWE	17,711	272	-98.46	90,034	1,668	-98.15
ZAMBIA	8,191	38,689	372.34	19,694	71,438	262.74
MAURITIUS	385,550	369,393	-4.19	1,086,890	1,210,813	11.40
RWANDA	23,520	0	-100.00	32,599	0	-100.00
AUSTRALIA	4,968,469	6,232,454	25.44	11,286,036	12,636,936	11.97
NEW ZEALAND	858,411	955,605	11.32	2,631,266	2,629,168	-0.08
GUAM	5,370	1,875	-65.08	20,177	6,874	-65.93
PALAU	34	50	47.06	4,728	478	-89.89
NEW CALEDONIA	25,063	20,523	-18.11	78,416	119,746	52.71
NORTHERN MARIANA ISLANDS	1,883	217	-88.48	4,267	1,367	-67.96
SAINT VINCENT AND THE GRENADINES	0	1,351	-	0	2,788	-
VANUATU	9,108	4,423	-51.44	8,199	4,801	-41.44
WALLIS AND FUTUNA ISLANDS	4,640	127	-97.26	7,299	246	-96.63
AMERICAN SAMOA	95	0	-100.00	12,955	0	-100.00
COOK ISLANDS	2,132	13,549	535.51	4,148	30,732	640.89
FIJI	26,066	11,181	-57.11	174,527	53,813	-69.17
KIRIBATI	0	1,667	-	0	2,970	-
MARSHALL ISLANDS	214	5	-97.66	525	200	-61.90
SOLOMON ISLANDS	0	20,250	-	0	1	-
TONGA	0	537	-	0	2,422	-
EAST TIMOR	25,644	260,272	914.94	46,859	460,747	883.26
UNITED STATES	31,143,029	30,235,694	-2.91	68,440,260	68,788,098	0.51
CANADA	2,875,565	2,685,021	-6.63	6,608,596	6,190,098	-6.33
MEXICO	3,676,043	4,454,003	21.16	6,864,295	9,164,435	33.51
GUATEMALA	183,977	162,550	-11.65	348,990	323,784	-7.22
HONDURAS	77,656	20,132	-74.08	165,659	34,630	-79.10
NICARAGUA	11,731	1,500	-87.21	23,653	3,000	-87.32
PANAMA	211,137	24,809	-88.25	402,074	63,925	-84.10
SURINAME	51,475	92,351	79.41	102,953	166,266	61.50
CHILE	1,376,746	1,027,370	-25.38	3,053,667	2,362,993	-22.62
VENEZUELA	2,667,838	1,784,843	-33.10	6,044,290	4,013,160	-33.60
ARGENTINA	6,071,108	5,736,009	-5.52	12,485,710	12,872,925	3.10
BRAZIL	32,477,419	38,942,694	19.91	56,849,053	79,248,306	39.40
COLOMBIA	2,421,988	2,349,699	-2.98	5,071,737	5,047,925	-0.47
URUGUAY	286,871	62,691	-78.15	618,279	104,915	-83.03
PARAGUAY	0	5,760	-	0	15,782	-
ECUADOR	492,305	845,834	71.81	865,146	1,771,538	104.77
PERU	511,220	934,716	82.84	1,290,682	1,760,202	36.38
GUYANA	0	1,954	-	0	4,080	-
TRINIDAD AND TOBAGO	37,541	0	-100.00	58,517	0	-100.00
BAHAMAS	573	3,091	439.44	735	3,256	342.99
JAMAICA	133,624	89,106	-33.32	210,810	167,625	-20.49
PUERTO RICO	1,012	1,356	33.99	10,158	8,592	-15.42
BELIZE	279	0	-100.00	1,027	0	-100.00
DOMINICAN REPUBLIC	116,262	129,337	11.25	379,724	257,592	-32.16
EL SALVADOR	236,018	220,433	-6.60	420,481	406,299	-3.37
COSTA RICA	104,294	27,465	-73.67	161,499	87,625	-45.74
HAITI	58,473	164	-99.72	81,130	131	-99.84
BARBADOS	380	20	-94.74	825	1,501	81.94
ANTIGUA AND BARBUDA	0	185	-	0	350	-
ARUBA	0	202	-	0	537	-
BERMUDA	411	69	-83.21	2,877	616	-78.59
CAYMAN ISLANDS	0	59	-	0	16	-
FALKLAND ISLANDS (MALVINAS)	0	6	-	0	8	-
FRENCH GUIANA	977	1,103	12.90	1,434	4,573	218.90
FRENCH POLYNESIA	35,787	55,849	56.06	100,169	148,102	47.85
GRENADA	21,423	63	-99.71	47,023	455	-99.03
MARTINIQUE	6,432	5,874	-8.68	9,723	19,591	101.49
NETHERLANDS ANTILLES	14,758	402	-97.28	44,473	5,800	-86.96
SAINT LUCIA	0	62	-	0	866	-
TURKS AND CAICOS ISLANDS	417	0	-100.00	120	0	-100.00
GUADELOUPE	7,291	5,257	-27.90	22,487	19,225	-14.51
SAINT KITTS AND NEVIS	2,234	341	-84.74	3,144	5,154	63.93
UNITED KINGDOM	3,143,539	5,147,109	63.74	7,513,844	10,838,882	44.25
NETHERLANDS	1,454,227	1,773,618	21.96	3,894,587	5,246,524	34.71
FRANCE	510,403	657,277	28.78	2,190,806	3,197,706	45.96
GERMANY, FED. REP. OF	7,181,405	10,012,855	39.43	18,515,081	23,969,195	29.46
AUSTRIA	13,308	28,394	113.36	90,349	182,847	102.38

TABEL 5. PERKEMBANGAN EKSPOR INDONESIA MENURUT KOMODITI DAN NEGARA TUJUAN

JENIS BARANG	BERAT BERSIH (KG)		PERUB	NILAI FOB (US \$)		PERUB
	JAN-APR 2006	JAN-APR 2007	%	JAN-APR 2006	JAN-APR 2007	%
(1)	(2)	(3)	(4)	(5)	(6)	(7)
BELGIUM	8,341,350	11,441,476	37.17	16,989,176	23,660,393	39.27
SWITZERLAND	226,636	40,121	-82.30	456,634	96,314	-78.91
LUXEMBOURG	129	0	-100.00	442	0	-100.00
DENMARK	263,212	238,881	-9.24	1,157,265	922,585	-20.28
NORWAY	18,191	212,883	1,070.27	159,469	1,375,210	762.37
SWEDEN	763,810	820,877	7.47	4,772,597	4,844,248	1.50
FINLAND	104,456	349,525	234.61	272,120	689,178	153.26
IRELAND	457	42,257	9,146.61	439	79,550	18,020.73
ITALY	12,538,311	16,574,613	32.19	24,594,972	33,419,177	35.88
SPAIN	6,980,122	8,729,676	25.06	14,646,568	19,025,096	29.89
PORTUGAL	1,725,368	2,326,134	34.82	4,422,373	5,282,001	19.44
GREECE	2,023,099	2,881,289	42.42	4,742,582	7,320,828	54.36
DEMOCRATIC REPUBLIC OF THE CONG	255	43,184	16,834.90	934	140,229	14,913.81
HUNGARY	806,022	926,952	15.00	1,583,528	1,630,864	2.99
POLAND	1,223,479	1,550,589	26.74	2,462,237	3,224,605	30.96
ROMANIA	100,135	260,630	160.28	183,159	492,892	169.11
BULGARIA	25,210	54,978	118.08	41,669	108,792	161.09
YUGOSLAVIA	61	9,602	15,640.98	110	10,121	9,100.91
KAZAKHSTAN	0	3,600	-	0	1,046	-
KYRGYZSTAN	0	56,420	-	0	159,252	-
UKRAINE	28,454	49,821	75.09	109,125	208,165	90.76
UZBEKISTAN	40	0	-100.00	5	0	-100.00
LITHUANIA	559,518	1,028,973	83.90	898,522	1,774,336	97.47
LATVIA	26,124	73,900	182.88	110,598	180,199	62.93
ESTONIA	10,818	51,983	380.52	44,585	120,902	171.17
GEORGIA	4,316	38,546	793.10	2,879	68,226	2,269.78
CROATIA	3,820	4,350	13.87	8,035	15,356	91.11
BOSNIA AND HERZEGOVINA	1,970	0	-100.00	6,091	0	-100.00
MALTA	7,024	2,331	-66.81	51,267	8,324	-83.76
SLOVAKIA	157,795	127,971	-18.90	255,231	226,087	-11.42
SLOVENIA	42,951	173,175	303.19	48,473	315,076	550.00
CZECH REPUBLIC	164,961	83,775	-49.22	275,947	195,495	-29.15
RUSSIA FEDERATION	113,273	78,722	-30.50	281,996	603,605	114.05
<b>-BARANG DARI KARET</b>	<b>143,135,952</b>	<b>149,506,632</b>	<b>4.45</b>	<b>375,637,437</b>	<b>416,776,175</b>	<b>10.95</b>
JAPAN	27,820,625	26,681,884	-4.09	76,772,261	78,830,484	2.68
HONG KONG	2,076,209	1,534,133	-26.11	7,838,310	6,352,520	-18.96
KOREA, REPUBLIC OF	1,539,121	1,627,660	5.75	3,614,657	2,783,559	-22.99
TAIWAN	1,626,825	1,439,083	-11.54	4,338,015	4,199,473	-3.19
CHINA	1,895,111	4,711,676	148.62	4,214,161	9,864,340	134.08
PAPUA NEW GUINEA	814,493	402,714	-50.56	1,858,236	1,082,611	-41.74
THAILAND	2,925,083	3,443,457	17.72	9,224,997	10,958,373	18.79
SINGAPORE	2,655,681	2,353,046	-11.40	17,043,165	17,018,255	-0.15
PHILIPPINES	5,143,639	4,218,176	-17.99	8,012,030	6,609,066	-17.51
MALAYSIA	5,133,751	5,606,800	9.21	10,993,488	10,579,820	-3.76
MYANMAR (FORM. BURMA)	353,965	227,018	-35.86	774,656	534,716	-30.97
CAMBODIA	180,776	161,321	-10.76	417,421	453,866	8.73
BRUNEI DARUSSALAM	138,261	141,270	2.18	285,136	344,663	20.88
LAO PEOPLE'S DEMOCRATIC REPUBLI	23,611	6,351	-73.10	56,206	18,240	-67.55
NEPAL	30,759	17,496	-43.12	69,142	48,952	-29.20
VIET NAM	1,233,166	1,158,550	-6.05	3,121,012	3,142,421	0.69
MALDIVES	6,104	4,001	-34.45	14,782	1,875	-87.32
INDIA	348,415	716,735	105.71	820,414	1,436,928	75.15
PAKISTAN	962,233	841,638	-12.53	2,156,666	1,876,369	-13.00
BANGLADESH	615,117	633,563	3.00	1,304,589	1,332,937	2.17
SRI LANKA	720,908	658,553	-8.65	1,538,405	1,403,183	-8.79
AFGHANISTAN	45,658	37,194	-18.54	117,501	89,561	-23.78
IRAQ	94,234	0	-100.00	224,206	0	-100.00
IRAN (ISLAMIC REPUBLIC OF)	1,136,347	758,306	-33.27	2,841,151	1,848,733	-34.93
SAUDI ARABIA	6,800,226	8,179,728	20.29	15,249,990	21,337,312	39.92
KUWAIT	252,867	112,697	-55.43	589,706	305,905	-48.13
JORDAN	558,277	623,056	11.60	1,072,192	1,647,853	53.69
LEBANON	311,542	479,851	54.02	749,401	1,307,659	74.49
YEMEN	1,585,202	1,744,853	10.07	3,717,091	4,853,560	30.57
OMAN	224,136	452,130	101.72	531,773	1,218,214	129.09
SYRIA ARAB REPUBLIC	493,120	701,998	42.36	1,114,850	1,453,191	30.35
TURKEY	1,296,735	1,321,062	1.88	3,209,713	3,546,513	10.49
UNITED ARAB EMIRATES	6,738,356	7,170,031	6.41	16,358,899	17,914,218	9.51
QATAR	150,074	256,407	70.85	352,977	710,179	101.20
BAHRAIN	90,722	149,562	64.86	237,177	433,944	82.96
CYPRUS	81,332	37,334	-54.10	219,732	96,282	-56.18
EGYPT	4,406,328	3,153,945	-28.42	9,323,021	7,324,720	-21.43
LIBYAN ARAB JAMAHIRIYA	760,100	526,484	-30.73	1,931,946	1,376,474	-28.75
MOROCCO	90,779	105,324	16.02	231,971	268,462	15.73
TUNISIA	30,440	21,121	-30.61	76,741	58,757	-23.43
ALGERIA	121,937	142,004	16.46	314,508	368,308	17.11
SUDAN	287,772	125,289	-56.46	722,184	330,626	-54.22
TANZANIA, UNITED REPUBLIC OF	60,621	0	-100.00	135,555	0	-100.00

TABEL 5. PERKEMBANGAN EKSPOR INDONESIA MENURUT KOMODITI DAN NEGARA TUJUAN

JENIS BARANG	BERAT BERSIH (KG)		PERUB	NILAI FOB (US \$)		PERUB
	JAN-APR 2006	JAN-APR 2007	%	JAN-APR 2006	JAN-APR 2007	%
(1)	(2)	(3)	(4)	(5)	(6)	(7)
MADAGASCAR	0	51	-	0	156	-
KENYA	34,756	47,414	36.42	84,063	125,816	49.67
REUNION	28,550	5,651	-80.21	92,844	16,580	-82.14
MOZAMBIQUE	14,208	0	-100.00	34,625	0	-100.00
BOTSWANA	67,320	13,499	-79.95	160,875	34,275	-78.69
TOGO	5,210	0	-100.00	10,085	0	-100.00
GHANA	161,385	215,939	33.80	221,839	380,188	71.38
LIBERIA	0	3,981	-	0	10,357	-
GUINEA	750	0	-100.00	1,500	0	-100.00
ANGOLA	58,721	25,022	-57.39	145,482	69,029	-52.55
CAMEROON	4,863	23,240	377.89	11,076	32,900	197.04
NIGERIA	668,142	441,428	-33.93	1,325,825	1,005,949	-24.13
COTE D'IVOIRE	44,569	36,296	-18.56	103,008	96,937	-5.89
SENEGAL	11,715	0	-100.00	23,912	0	-100.00
BENIN	27,655	0	-100.00	72,469	0	-100.00
SEYCHELLES	5,465	6,321	15.66	14,370	15,652	8.92
UGANDA	27,957	67,744	142.31	71,407	142,896	100.11
DJIBOUTI	147,855	190,639	28.94	311,563	474,355	52.25
SOUTH AFRICA	313,487	592,111	88.88	736,760	1,718,513	133.25
ZIMBABWE	0	145,280	-	0	408,550	-
MALAWI	5,516	0	-100.00	13,844	0	-100.00
BURUNDI	14,691	0	-100.00	35,531	0	-100.00
MAURITIUS	71,630	99,558	38.99	185,178	239,006	29.07
AUSTRALIA	1,826,108	2,654,245	45.35	4,643,882	7,461,903	60.68
NEW ZEALAND	629,255	867,810	37.91	1,572,867	2,402,796	52.77
MICRONESIA, FEDERATED STATES OF	14	0	-100.00	57	0	-100.00
NEW CALEDONIA	5,413	8,433	55.79	19,485	22,925	17.65
VANUATU	3,983	12,121	204.32	9,530	34,293	259.84
AMERICAN SAMOA	14,198	4,640	-67.32	43,241	14,606	-66.22
COOK ISLANDS	7,934	33	-99.58	2,824	564	-80.03
FIJI	63,801	58,605	-8.14	144,477	165,102	14.28
SAMOA	46,169	31,254	-32.31	116,283	155,940	34.10
SOLOMON ISLANDS	650	0	-100.00	9,818	0	-100.00
EAST TIMOR	51,789	79,046	52.63	37,909	191,070	404.02
UNITED STATES	27,538,095	29,901,402	8.58	71,980,586	85,028,195	18.13
CANADA	435,545	714,678	64.09	848,319	1,969,348	132.15
MEXICO	455,780	421,361	-7.55	1,048,632	1,009,029	-3.78
GUATEMALA	105,705	208,804	97.53	270,147	565,354	109.28
HONDURAS	203,180	99,691	-50.93	414,649	214,990	-48.15
NICARAGUA	0	7,810	-	0	19,913	-
PANAMA	48,492	88,241	81.97	108,236	280,121	158.81
SURINAME	0	6,822	-	0	17,013	-
CHILE	33,534	73,482	119.13	48,463	167,541	245.71
VENEZUELA	8,961	84,959	848.10	12,670	271,364	2,041.78
ARGENTINA	136,017	156,116	14.78	341,327	448,668	31.45
BRAZIL	552,807	517,992	-6.30	1,082,681	1,229,812	13.59
COLOMBIA	201,481	482,287	139.37	514,336	1,158,810	125.30
BOLIVIA	8,234	0	-100.00	23,920	0	-100.00
URUGUAY	24,440	10,005	-59.06	49,714	30,310	-39.03
PARAGUAY	12,711	0	-100.00	29,197	0	-100.00
ECUADOR	20,888	8,328	-60.13	49,013	18,878	-61.48
PERU	116,226	267,026	129.75	313,749	460,381	46.74
TRINIDAD AND TOBAGO	12,351	84,109	580.99	45,304	276,861	511.12
JAMAICA	364,655	304,295	-16.55	881,230	767,906	-12.86
PUERTO RICO	130	4,281	3,193.08	427	13,230	2,998.36
DOMINICAN REPUBLIC	224,300	112,688	-49.76	524,873	316,358	-39.73
EL SALVADOR	7,220	14,254	97.42	16,063	39,126	143.58
COSTA RICA	222,717	135,856	-39.00	513,547	345,332	-32.76
HAITI	13,965	0	-100.00	35,174	0	-100.00
BARBADOS	9,025	0	-100.00	23,554	0	-100.00
DOMINICA	61,879	41,941	-32.22	150,735	98,147	-34.89
FRENCH POLYNESIA	4,130	99	-97.60	10,197	198	-98.06
GUADELOUPE	2	0	-100.00	25	0	-100.00
UNITED KINGDOM	5,467,991	6,951,505	27.13	14,531,990	19,242,665	32.42
NETHERLANDS	2,028,675	2,425,408	19.56	4,609,297	6,854,802	48.72
FRANCE	741,375	1,061,058	43.12	1,942,775	3,005,919	54.72
GERMANY, FED. REP. OF	5,936,513	4,811,872	-18.94	19,918,736	17,503,985	-12.12
AUSTRIA	52,311	1,873	-96.42	149,306	9,540	-93.61
BELGIUM	2,112,133	2,314,349	9.57	4,988,999	5,982,655	19.92
SWITZERLAND	15,095	19,886	31.74	38,218	71,654	87.49
LUXEMBOURG	26	682	2,523.08	139	1,900	1,266.91
DENMARK	352,714	539,107	52.85	740,459	1,292,037	74.49
NORWAY	409,740	128,301	-68.69	1,158,818	385,185	-66.76
SWEDEN	527,619	246,672	-53.25	1,537,833	730,067	-52.53
FINLAND	535,971	601,451	12.22	1,330,633	1,627,062	22.28
IRELAND	187,016	247,245	32.21	496,725	712,400	43.42
ITALY	4,620,311	3,948,542	-14.54	12,474,605	11,565,399	-7.29
SPAIN	1,154,313	1,494,125	29.44	3,063,069	4,267,642	39.33

TABEL 5. PERKEMBANGAN EKSPOR INDONESIA MENURUT KOMODITI DAN NEGARA TUJUAN

JENIS BARANG	BERAT BERSIH (KG)		PERUB	NILAI FOB (US \$)		PERUB
	JAN-APR 2006	JAN-APR 2007	%	JAN-APR 2006	JAN-APR 2007	%
(1)	(2)	(3)	(4)	(5)	(6)	(7)
PORTUGAL	595,536	1,127,712	89.36	1,709,494	3,373,549	97.34
ICELAND	0	11,257	-	0	36,974	-
GREECE	243,127	393,872	62.00	635,854	1,195,984	88.09
HUNGARY	122,225	114,528	-6.30	418,568	496,925	18.72
POLAND	266,441	209,054	-21.54	755,676	834,845	10.48
BULGARIA	62,748	52,790	-15.87	111,329	134,162	20.51
ALBANIA	12,667	0	-100.00	21,180	0	-100.00
ARMENIA	49,997	37,231	-25.53	131,849	96,191	-27.04
AZERBAIJAN	19,512	0	-100.00	46,531	0	-100.00
KAZAKHSTAN	10,305	19,611	90.31	25,262	53,659	112.41
KYRGYZSTAN	20,793	9,476	-54.43	49,450	25,972	-47.48
TURKMENISTAN	26,428	0	-100.00	67,518	0	-100.00
UKRAINE	36,048	21,289	-40.94	80,753	69,034	-14.51
LITHUANIA	71,996	28,707	-60.13	183,009	93,447	-48.94
LATVIA	147,399	227,442	54.30	315,044	531,685	68.77
ESTONIA	12,181	56,418	363.16	39,120	191,090	388.47
GEORGIA	35,566	67,988	91.16	86,158	187,869	118.05
CROATIA	176	7,800	4,331.82	602	19,800	3,189.04
MALTA	38,338	14,067	-63.31	102,839	48,898	-52.45
SLOVAKIA	8,643	1	-99.99	24,125	13	-99.95
SLOVENIA	8,004	77,570	869.14	24,570	135,517	451.55
CZECH REPUBLIC	14,331	28,273	97.29	63,635	154,328	142.52
REP. OF MACEDONIA	19,499	0	-100.00	44,600	0	-100.00
RUSSIA FEDERATION	125,302	149,081	18.98	335,238	512,956	53.01
<b>-SHEET</b>	<b>102,895,183</b>	<b>104,243,829</b>	<b>1.31</b>	<b>178,206,728</b>	<b>195,008,972</b>	<b>9.43</b>
JAPAN	27,996,889	27,942,596	-0.19	47,445,826	51,262,173	8.04
HONG KONG	164,753	105,350	-36.06	308,377	158,025	-48.76
KOREA, REPUBLIC OF	2,811,180	3,197,419	13.74	5,029,546	6,136,999	22.02
TAIWAN	2,112,915	1,785,162	-15.51	3,840,804	3,439,251	-10.45
CHINA	13,601,591	14,444,126	6.19	23,452,631	26,969,751	15.00
SINGAPORE	1,268,030	3,165,661	149.65	2,384,541	6,568,128	175.45
PHILIPPINES	1,099,947	901,630	-18.03	1,885,143	1,637,237	-13.15
MALAYSIA	185,560	32	-99.98	357,354	117	-99.97
VIET NAM	452,555	619,398	36.87	765,988	1,166,165	52.24
INDIA	403,200	5,066,501	1,156.57	730,468	8,843,977	1,110.73
PAKISTAN	443,520	0	-100.00	764,789	0	-100.00
SRI LANKA	40,320	201,600	400.00	61,690	421,344	583.00
IRAN (ISLAMIC REPUBLIC OF)	276,678	0	-100.00	533,749	0	-100.00
JORDAN	100,800	0	-100.00	186,480	0	-100.00
TURKEY	432,000	1,201,920	178.22	768,252	2,317,391	201.64
EGYPT	766,080	1,229,760	60.53	1,346,655	2,446,934	81.70
ALGERIA	0	85,680	-	0	145,441	-
KENYA	80,640	0	-100.00	129,024	0	-100.00
SOUTH AFRICA	2,255,039	2,954,878	31.03	3,935,339	5,419,878	37.72
MAURITIUS	590	0	-100.00	1,026	0	-100.00
AUSTRALIA	645,120	1,390,193	115.49	1,140,229	2,342,470	105.44
NEW ZEALAND	161,280	181,440	12.50	279,820	318,427	13.80
SAINT VINCENT AND THE GRENADINES	0	20,160	-	0	45,713	-
UNITED STATES	12,344,286	8,231,856	-33.31	21,781,514	15,838,711	-27.28
CANADA	3,947,117	3,201,797	-18.88	6,939,402	6,212,504	-10.47
MEXICO	1,310,399	1,673,280	27.69	2,267,614	3,083,623	35.99
CHILE	223,092	253,680	13.71	396,229	543,648	37.21
VENEZUELA	1,915,200	786,240	-58.95	3,316,823	1,482,923	-55.29
ARGENTINA	322,560	80,640	-75.00	573,955	155,837	-72.85
BRAZIL	639,426	1,153,680	80.42	1,047,665	2,250,569	114.82
COLOMBIA	141,120	166,320	17.86	257,040	345,442	34.39
PERU	100,800	0	-100.00	161,280	0	-100.00
COSTA RICA	120,960	201,600	66.67	219,240	372,758	70.02
MARTINIQUE	64	0	-100.00	303	0	-100.00
GUADELOUPE	2	0	-100.00	25	0	-100.00
UNITED KINGDOM	3,510,358	1,315,679	-62.52	5,977,829	2,486,071	-58.41
NETHERLANDS	3,533,878	2,499,840	-29.26	6,083,376	4,606,701	-24.27
FRANCE	647,677	768,977	18.73	1,184,892	1,442,412	21.73
GERMANY, FED. REP. OF	1,082,145	5,057,343	367.34	1,971,128	9,518,137	382.88
BELGIUM	7,349,261	5,006,399	-31.88	12,517,827	9,242,819	-26.16
ITALY	376,740	294,840	-21.74	647,835	509,709	-21.32
SPAIN	1,716,506	1,955,520	13.92	2,998,212	3,706,171	23.61
GREECE	80,640	483,840	500.00	170,956	927,092	442.30
HUNGARY	42,840	42,840	0.00	76,041	84,181	10.70
POLAND	6,455,279	2,736,270	-57.61	11,005,579	5,098,667	-53.67
ROMANIA	60,480	604,800	900.00	99,187	1,100,488	1,009.51
BULGARIA	0	19,200	-	0	34,176	-
BELARUS	0	1,446,168	-	0	2,842,446	-
UKRAINE	805,457	188,621	-76.58	1,599,854	390,617	-75.58
LITHUANIA	0	384,425	-	0	808,393	-
SLOVENIA	295,440	431,160	45.94	531,316	836,526	57.44
CZECH REPUBLIC	20,160	0	-100.00	42,134	0	-100.00

TABEL 5. PERKEMBANGAN EKSPOR INDONESIA MENURUT KOMODITI DAN NEGARA TUJUAN

JENIS BARANG	BERAT BERSIH (KG)		PERUB %	NILAI FOB (US \$)		PERUB %
	JAN-APR 2006	JAN-APR 2007		JAN-APR 2006	JAN-APR 2007	
(1)	(2)	(3)	(4)	(5)	(6)	(7)
RUSSIA FEDERATION	554,609	765,308	37.99	991,741	1,448,930	46.10
<b>-CRUMB RUBBER</b>	<b>651,164,338</b>	<b>657,567,517</b>	<b>0.98</b>	<b>1,112,226,521</b>	<b>1,209,500,594</b>	<b>8.75</b>
JAPAN	92,281,780	94,666,136	2.58	155,085,732	173,815,746	12.08
HONG KONG	97,092	100,800	3.82	201,599	177,820	-11.80
KOREA, DEMOCRATIC PEOPLE'S REPL	0	52,920	-	0	109,015	-
KOREA, REPUBLIC OF	20,360,140	29,898,960	46.85	35,050,903	55,302,926	57.78
TAIWAN	3,608,637	4,244,478	17.62	6,078,485	7,631,374	25.55
CHINA	79,893,285	81,864,241	2.47	137,983,697	155,504,046	12.70
SINGAPORE	42,121,524	44,772,120	6.29	73,570,879	82,535,774	12.19
PHILIPPINES	0	504,000	-	0	1,040,015	-
MALAYSIA	392,665	487,018	24.03	649,720	870,145	33.93
VIET NAM	4,656,960	5,642,943	21.17	8,181,387	10,474,958	28.03
INDIA	5,987,520	17,983,023	200.34	10,953,498	32,456,557	196.31
PAKISTAN	1,572,668	1,612,797	2.55	2,645,119	2,890,605	9.28
SRI LANKA	322,560	0	-100.00	580,025	0	-100.00
IRAN (ISLAMIC REPUBLIC OF)	3,003,838	1,008,000	-66.44	5,228,780	1,935,461	-62.98
YEMEN	0	100,800	-	0	189,120	-
TURKEY	8,261,838	11,703,357	41.66	14,480,839	21,888,578	51.16
UNITED ARAB EMIRATES	80,640	0	-100.00	143,942	0	-100.00
EGYPT	0	40,320	-	0	69,754	-
TUNISIA	322,560	100,800	-68.75	510,454	187,226	-63.32
ALGERIA	107,100	192,780	80.00	179,742	350,245	94.86
TANZANIA, UNITED REPUBLIC OF	0	20,160	-	0	37,195	-
KENYA	100,800	1,028,160	920.00	140,112	1,999,385	1,326.99
MAURITANIA	120,960	0	-100.00	201,049	0	-100.00
SOUTH AFRICA	8,477,759	8,001,560	-5.62	14,931,638	14,617,493	-2.10
AUSTRALIA	4,919,039	3,911,039	-20.49	8,146,157	6,912,538	-15.14
NEW ZEALAND	1,232,759	221,760	-82.01	2,130,402	361,989	-83.01
EAST TIMOR	42,840	60,480	41.18	68,944	103,924	50.74
UNITED STATES	228,306,322	196,648,099	-13.87	385,310,940	353,621,003	-8.22
CANADA	19,242,434	12,043,216	-37.41	32,611,872	21,526,852	-33.99
MEXICO	8,712,480	5,625,757	-35.43	14,878,776	10,344,686	-30.47
CHILE	3,180,276	1,762,319	-44.59	5,112,126	3,199,213	-37.42
VENEZUELA	3,369,920	2,761,920	-18.04	5,768,803	5,299,049	-8.14
ARGENTINA	8,162,946	6,863,220	-15.92	13,902,583	12,657,606	-8.96
BRAZIL	10,524,475	12,377,335	17.61	17,833,762	22,798,712	27.84
COLOMBIA	6,546,984	5,789,280	-11.57	11,347,279	10,852,325	-4.36
ECUADOR	1,370,880	1,895,040	38.24	2,367,260	3,573,537	50.96
PERU	1,653,120	1,068,480	-35.37	2,833,747	1,870,505	-33.99
DOMINICAN REPUBLIC	80,640	0	-100.00	154,224	0	-100.00
COSTA RICA	318,156	766,080	140.79	515,930	1,423,649	175.94
NORFOLK ISLANDS	0	453,600	-	0	898,128	-
UNITED KINGDOM	3,251,355	5,359,080	64.83	5,404,459	9,665,000	78.83
NETHERLANDS	8,030,276	5,525,096	-31.20	14,053,400	10,351,334	-26.34
FRANCE	10,079,985	17,549,570	74.10	17,509,328	32,898,071	87.89
GERMANY, FED. REP. OF	24,172,819	22,659,653	-6.26	42,131,878	43,287,946	2.74
AUSTRIA	120,960	0	-100.00	193,330	0	-100.00
BELGIUM	2,352,636	10,032,716	326.45	3,975,641	18,573,353	367.18
LUXEMBOURG	2,782,080	0	-100.00	5,167,614	0	-100.00
NORWAY	0	38,400	-	0	82,656	-
SWEDEN	544,320	564,480	3.70	986,201	1,077,160	9.22
IRELAND	235,620	278,460	18.18	399,148	541,738	35.72
ITALY	6,336,540	7,440,298	17.42	11,076,021	14,089,560	27.21
SPAIN	9,810,360	12,993,116	32.44	17,088,992	24,033,143	40.64
PORTUGAL	100,800	0	-100.00	173,621	0	-100.00
GREECE	604,800	221,760	-63.33	945,698	382,986	-59.50
HUNGARY	753,480	257,040	-65.89	1,306,089	485,934	-62.79
POLAND	3,930,875	7,828,285	99.15	6,919,775	14,574,025	110.61
ROMANIA	2,814,839	4,931,640	75.20	5,014,097	9,308,765	85.65
YUGOSLAVIA	40,320	0	-100.00	63,778	0	-100.00
UKRAINE	109,836	0	-100.00	218,024	0	-100.00
LITHUANIA	0	181,440	-	0	374,020	-
SLOVAKIA	1,260	0	-100.00	2,375	0	-100.00
SLOVENIA	5,391,360	4,419,419	-18.03	9,305,614	8,407,716	-9.65
CZECH REPUBLIC	0	362,880	-	0	628,004	-
RUSSIA FEDERATION	266,220	651,186	144.60	511,033	1,212,029	137.17
<b>-CREPE</b>	<b>1,714,674</b>	<b>6,846,386</b>	<b>299.28</b>	<b>2,982,637</b>	<b>12,218,842</b>	<b>309.67</b>
JAPAN	0	138,986	-	0	281,516	-
KOREA, REPUBLIC OF	2	30,240	1,511,900.00	2	57,284	2,864,100.00
TAIWAN	40,320	0	-100.00	74,450	0	-100.00
CHINA	1,008,000	403,200	-60.00	1,800,734	834,624	-53.65
SINGAPORE	1	262,080	26,207,900.00	2	518,353	25,917,550.00
MALAYSIA	0	17,430	-	0	8,715	-
VIET NAM	20,639	201,600	876.79	15,399	398,362	2,486.93
INDIA	0	161,280	-	0	284,956	-
YEMEN	0	40,320	-	0	76,810	-

TABEL 5. PERKEMBANGAN EKSPOR INDONESIA MENURUT KOMODITI DAN NEGARA TUJUAN

JENIS BARANG	BERAT BERSIH (KG)		PERUB	NILAI FOB (US \$)		PERUB
	JAN-APR 2006	JAN-APR 2007	%	JAN-APR 2006	JAN-APR 2007	%
(1)	(2)	(3)	(4)	(5)	(6)	(7)
TURKEY	0	146,975	-	0	233,032	-
UNITED ARAB EMIRATES	0	141,120	-	0	298,668	-
EGYPT	0	60,480	-	0	122,774	-
SOUTH AFRICA	423,360	120,960	-71.43	699,956	200,982	-71.29
AUSTRALIA	152	0	-100.00	2,120	0	-100.00
NEW CALEDONIA	100	0	-100.00	169	0	-100.00
UNITED STATES	161,280	2,961,846	1,736.46	274,176	4,645,666	1,594.41
CANADA	20	665,279	3,326,295.00	53	1,388,319	2,619,369.81
FRENCH POLYNESIA	1	0	-100.00	25	0	-100.00
UNITED KINGDOM	3	184,130	6,137,566.67	62	330,781	533,417.74
NETHERLANDS	3	0	-100.00	32	0	-100.00
FRANCE	78	101,029	129,424.36	164	171,339	104,375.00
GERMANY, FED. REP. OF	0	463,480	-	0	866,726	-
BELGIUM	0	20,160	-	0	34,272	-
DENMARK	154	0	-100.00	334	0	-100.00
SWEDEN	0	40,320	-	0	84,370	-
ITALY	60,480	120,960	100.00	114,610	270,597	136.10
SPAIN	28	31	10.71	162	262	61.73
PORTUGAL	53	40,320	75,975.47	187	69,548	37,091.44
GREECE	0	483,840	-	0	955,408	-
YUGOSLAVIA	0	40,320	-	0	85,478	-
<b>-BUNGKIL KELAPA</b>	<b>108,329,482</b>	<b>54,707,435</b>	<b>-49.50</b>	<b>5,642,043</b>	<b>6,078,003</b>	<b>7.73</b>
JAPAN	324,000	0	-100.00	52,725	0	-100.00
KOREA, REPUBLIC OF	56,740,958	30,918,123	-45.51	2,534,435	3,446,201	35.98
TAIWAN	0	1,251,630	-	0	247,044	-
CHINA	10,661,000	81,000	-99.24	586,355	21,870	-96.27
SINGAPORE	0	1	-	0	1	-
MALAYSIA	65,000	0	-100.00	2,582	0	-100.00
VIET NAM	9,600,000	16,804,298	75.04	473,500	1,805,973	281.41
INDIA	6,863,200	0	-100.00	370,495	0	-100.00
PAKISTAN	398,860	334,360	-16.17	72,728	40,123	-44.83
AUSTRALIA	0	98,920	-	0	15,208	-
NETHERLANDS	20,154,946	3,299,303	-83.63	1,282,175	342,383	-73.30
FRANCE	18,400	0	-100.00	14,806	0	-100.00
GERMANY, FED. REP. OF	3,400,000	1,900,000	-44.12	224,400	139,400	-37.88
ITALY	0	19,800	-	0	19,800	-
GREECE	103,118	0	-100.00	27,842	0	-100.00
<b>-DEDAK/BEKATUL</b>	<b>117,861,775</b>	<b>106,782,060</b>	<b>-9.40</b>	<b>11,055,842</b>	<b>16,304,019</b>	<b>47.47</b>
JAPAN	12,610,541	10,426,619	-17.32	1,191,683	1,199,071	0.62
KOREA, REPUBLIC OF	90,270,995	90,368,958	0.11	8,453,697	14,374,999	70.04
TAIWAN	3,547,960	0	-100.00	320,656	0	-100.00
THAILAND	216,000	486,000	125.00	31,355	90,099	187.35
PHILIPPINES	5,049,999	0	-100.00	471,750	0	-100.00
MALAYSIA	0	483	-	0	7,350	-
VIET NAM	6,050,000	5,500,000	-9.09	574,750	632,500	10.05
SWITZERLAND	116,280	0	-100.00	11,951	0	-100.00
<b>-LAINNYA</b>	<b>623,014,818</b>	<b>607,835,964</b>	<b>-2.44</b>	<b>36,376,078</b>	<b>50,359,784</b>	<b>38.44</b>
JAPAN	5,858,620	4,488,143	-23.39	1,508,841	1,097,619	-27.25
HONG KONG	1	302	30,100.00	23	7,292	31,604.35
KOREA, REPUBLIC OF	58,295,212	72,972,370	25.18	3,206,719	5,730,295	78.70
TAIWAN	712,321	845,979	18.76	101,033	294,763	191.75
CHINA	5,014	1,647,980	32,767.57	5,823	1,036,211	17,695.14
THAILAND	40,750,316	39,403,655	-3.30	1,673,110	2,470,742	47.67
SINGAPORE	25,408	1,207,372	4,651.94	141,545	156,425	10.51
PHILIPPINES	3,049,800	8,279,910	171.49	167,362	601,446	259.37
MALAYSIA	3,233,529	958,116	-70.37	1,706,981	400,513	-76.54
BRUNEI DARUSSALAM	1,400	415	-70.36	13,774	960	-93.03
VIET NAM	18,581,766	44,764,537	140.91	1,035,470	3,587,470	246.46
INDIA	1,227,310	1,508,287	22.89	549,047	720,375	31.20
PAKISTAN	1,035	0	-100.00	2,268	0	-100.00
BANGLADESH	1,000,000	2,071,029	107.10	364,250	735,731	101.99
EGYPT	511,320	0	-100.00	102,264	0	-100.00
TUNISIA	2,074,250	0	-100.00	82,970	0	-100.00
TANZANIA, UNITED REPUBLIC OF	0	72,000	-	0	71,252	-
GHANA	0	60,000	-	0	36,000	-
NIGERIA	400,000	200,000	-50.00	202,000	103,000	-49.01
SOUTH AFRICA	208,000	455,000	118.75	179,470	408,320	127.51
AUSTRALIA	895,045	372,478	-58.38	274,734	371,710	35.30
NEW ZEALAND	0	66,210,000	-	0	4,721,216	-
EAST TIMOR	15	0	-100.00	6	0	-100.00
UNITED STATES	41,187	4,056	-90.15	112,397	81,673	-27.34
DOMINICAN REPUBLIC	0	700,339	-	0	136,182	-
UNITED KINGDOM	104,000	13,000	-87.50	83,945	14,895	-82.26
NETHERLANDS	435,386,544	296,411,073	-31.92	22,899,625	23,005,535	0.46
GERMANY, FED. REP. OF	28,467,480	65,125,420	128.77	1,299,304	4,502,805	246.56

TABEL 5. PERKEMBANGAN EKSPOR INDONESIA MENURUT KOMODITI DAN NEGARA TUJUAN

JENIS BARANG	BERAT BERSIH (KG)		PERUB	NILAI FOB (US \$)		PERUB
	JAN-APR 2006	JAN-APR 2007	%	JAN-APR 2006	JAN-APR 2007	%
(1)	(2)	(3)	(4)	(5)	(6)	(7)
BELGIUM	3,140	0	-100.00	34,181	0	-100.00
NORWAY	13,000	0	-100.00	8,888	0	-100.00
IRELAND	13,000	0	-100.00	12,350	0	-100.00
ITALY	22,000,105	0	-100.00	489,471	0	-100.00
SPAIN	52,000	0	-100.00	37,520	0	-100.00
PORTUGAL	13,000	0	-100.00	11,830	0	-100.00
HUNGARY	0	12,500	-	0	13,125	-
POLAND	26,000	26,000	0.00	19,500	24,245	24.33
UKRAINE	0	26,000	-	0	29,900	-
LITHUANIA	13,000	0	-100.00	8,869	0	-100.00
CZECH REPUBLIC	52,000	3	-99.99	40,508	84	-99.79
<b>-MINYAK ATSIRI LAINNYA</b>	<b>1,304,183</b>	<b>1,527,839</b>	<b>17.15</b>	<b>20,029,215</b>	<b>25,349,607</b>	<b>26.56</b>
JAPAN	6,220	5,065	-18.57	180,029	154,896	-13.96
HONG KONG	4,337	5,414	24.83	80,065	33,267	-58.45
TAIWAN	39	405	938.46	1,305	12,158	831.65
CHINA	73,625	114,468	55.47	306,928	640,343	108.63
THAILAND	3,190	424	-86.71	27,425	3,205	-88.31
SINGAPORE	523,832	544,093	3.87	6,439,879	7,992,672	24.11
PHILIPPINES	323	590	82.66	9,147	12,714	39.00
MALAYSIA	2,245	1,942	-13.50	37,245	43,124	15.78
BRUNEI DARUSSALAM	4,886	2,285	-53.23	25,197	8,012	-68.20
VIET NAM	0	3,181	-	0	4,237	-
INDIA	69,015	133,774	93.83	1,095,044	1,832,260	67.32
PAKISTAN	0	509	-	0	1,500	-
SRI LANKA	0	150	-	0	5,450	-
SAUDI ARABIA	878	0	-100.00	2,011	0	-100.00
TURKEY	16,588	0	-100.00	79,363	0	-100.00
UNITED ARAB EMIRATES	4,000	16,291	307.28	80,200	366,820	357.38
EGYPT	0	616	-	0	4,272	-
KENYA	180	0	-100.00	220	0	-100.00
COTE D'IVOIRE	0	822	-	0	4,980	-
SENEGAL	0	858	-	0	6,600	-
BENIN	0	2,254	-	0	12,054	-
SOUTH AFRICA	3,929	1,842	-53.12	22,800	24,240	6.32
AUSTRALIA	406	942	132.02	18,939	10,647	-43.78
GUAM	0	2,000	-	0	4,410	-
UNITED STATES	237,280	352,508	48.56	5,061,412	5,159,760	1.94
CANADA	221	6,504	2,842.99	8,520	56,520	563.38
MEXICO	800	2,525	215.63	3,784	19,800	423.26
CHILE	2,000	0	-100.00	23,800	0	-100.00
ARGENTINA	0	75	-	0	703	-
BRAZIL	4,473	4,059	-9.26	56,865	37,057	-34.83
FRENCH POLYNESIA	21	0	-100.00	100	0	-100.00
UNITED KINGDOM	26,785	38,594	44.09	315,967	1,096,855	247.14
NETHERLANDS	106,781	25,700	-75.93	2,181,956	547,735	-74.90
FRANCE	68,404	76,829	12.32	1,480,391	2,026,907	36.92
GERMANY, FED. REP. OF	31,190	65,973	111.52	613,596	1,896,504	209.08
BELGIUM	600	850	41.67	142,200	225,399	58.51
SWITZERLAND	65,033	86,698	33.31	1,144,434	2,482,216	116.89
SWEDEN	0	92	-	0	43	-
ITALY	1,208	5,099	322.10	27,241	47,590	74.70
SPAIN	40,554	23,255	-42.66	556,267	568,555	2.21
GREECE	0	253	-	0	197	-
POLAND	140	900	542.86	385	5,905	1,433.77
RUSSIA FEDERATION	5,000	0	-100.00	6,500	0	-100.00
<b>-WANGI-WANGIAN DARI MINYAK ATSII</b>	<b>15,742,543</b>	<b>17,440,831</b>	<b>10.79</b>	<b>46,426,440</b>	<b>59,067,108</b>	<b>27.23</b>
JAPAN	861,667	1,492,009	73.15	2,530,011	4,949,050	95.61
HONG KONG	296,450	396,574	33.77	1,740,186	2,489,589	43.06
KOREA, REPUBLIC OF	62,933	60,772	-3.43	297,965	474,648	59.30
TAIWAN	1,103,361	1,200,447	8.80	1,023,370	1,772,920	73.24
CHINA	782,923	241,371	-69.17	486,901	566,369	16.32
MONGOLIA	18,101	0	-100.00	72,497	0	-100.00
MACAU	0	500	-	0	26,396	-
PAPUA NEW GUINEA	83,488	112,223	34.42	317,516	309,346	-2.57
THAILAND	1,600,718	1,669,327	4.29	9,408,017	12,697,836	34.97
SINGAPORE	723,929	2,154,655	197.63	3,175,085	5,194,201	63.59
PHILIPPINES	436,928	597,169	36.67	3,238,421	4,310,714	33.11
MALAYSIA	3,618,957	2,739,990	-24.29	8,691,495	7,680,748	-11.63
MYANMAR (FORM. BURMA)	1,600	9,735	508.44	34,740	129,111	271.65
CAMBODIA	0	120	-	0	1,352	-
BRUNEI DARUSSALAM	123,260	92,841	-24.68	450,009	356,456	-20.79
NEPAL	800	0	-100.00	12,960	0	-100.00
VIET NAM	891,381	268,221	-69.91	2,177,414	2,460,478	13.00
MALDIVES	139,617	117,506	-15.84	226,771	258,357	13.93
INDIA	78,703	424,211	439.00	196,345	920,114	368.62
PAKISTAN	290,000	125,987	-56.56	709,527	445,107	-37.27

TABEL 5. PERKEMBANGAN EKSPOR INDONESIA MENURUT KOMODITI DAN NEGARA TUJUAN

JENIS BARANG	BERAT BERSIH (KG)		PERUB	NILAI FOB (US \$)		PERUB
	JAN-APR 2006	JAN-APR 2007	%	JAN-APR 2006	JAN-APR 2007	%
	(1)	(2)	(3)	(4)	(5)	(6)
BANGLADESH	96	16,585	17,176.04	1,300	35,847	2,657.46
SRI LANKA	28,381	32,989	16.24	43,335	33,898	-21.78
IRAQ	0	46,036	-	0	105,355	-
IRAN (ISLAMIC REPUBLIC OF)	33,852	46,526	37.44	172,634	130,874	-24.19
SAUDI ARABIA	140,882	89,092	-36.76	250,064	237,019	-5.22
KUWAIT	520	375	-27.88	11,537	12,690	9.99
JORDAN	20,279	16,004	-21.08	50,498	52,638	4.24
LEBANON	10,312	1,594	-84.54	27,396	9,410	-65.65
PALESTINA	500	0	-100.00	9,950	0	-100.00
YEMEN	207,177	315,697	52.38	351,805	519,162	47.57
TURKEY	0	675	-	0	7,680	-
UNITED ARAB EMIRATES	2,195,878	2,665,544	21.39	6,264,402	6,614,140	5.58
QATAR	732	825	12.70	1,028	1,384	34.63
CYPRUS	0	7,102	-	0	24,410	-
EGYPT	19,709	3,181	-83.86	59,912	28,776	-51.97
LIBYAN ARAB JAMAHIRIYA	29,254	110,360	277.25	36,899	422,644	1,045.41
MOROCCO	24,928	0	-100.00	59,698	0	-100.00
SUDAN	10,427	5,184	-50.28	31,836	5,481	-82.78
NAMIBIA	216	24,480	11,233.33	399	37,400	9,273.43
TANZANIA, UNITED REPUBLIC OF	19,394	128,324	561.67	53,850	162,512	201.79
MADAGASCAR	16,712	42,578	154.78	34,341	31,832	-7.31
KENYA	374,689	530,305	41.53	617,157	980,343	58.85
REUNION	1,192	0	-100.00	1,618	0	-100.00
MOZAMBIQUE	2,777	19,274	594.06	10,147	29,665	192.35
EQUATORIAL GUINEA	11,623	955	-91.78	19,572	2,433	-87.57
TOGO	17,795	22,503	26.46	14,548	24,455	68.10
GHANA	52,408	45,015	-14.11	118,077	98,052	-16.96
ANGOLA	37,754	64,763	71.54	64,696	105,550	63.15
CAMEROON	7,686	0	-100.00	7,768	0	-100.00
NIGERIA	9,084	11,507	26.67	22,419	53,350	137.97
GABON	8,280	14,296	72.66	23,782	31,766	33.57
COTE D'IVOIRE	1,268	56,182	4,330.76	4,769	77,493	1,524.93
SENEGAL	90,106	120,595	33.84	87,453	134,789	54.13
BENIN	72,100	159,393	121.07	358,573	282,703	-21.16
BURKINA FASO	6,147	0	-100.00	5,784	0	-100.00
GAMBIA	4,567	3,797	-16.86	6,871	7,179	4.48
SEYCHELLES	29,587	14,248	-51.84	37,945	41,878	10.37
UGANDA	0	48,180	-	0	61,320	-
CENTRAL AFRICAN REPUBLIC	6,543	0	-100.00	10,090	0	-100.00
NIGER	196	0	-100.00	313	0	-100.00
DJIBOUTI	15,138	36,358	140.18	22,200	57,700	159.91
SOUTH AFRICA	820	2,729	232.80	7,236	10,619	46.75
MAURITIUS	50,266	42,516	-15.42	96,526	92,089	-4.60
AUSTRALIA	197,554	41,766	-78.86	412,784	133,409	-67.68
NEW ZEALAND	4,215	4,937	17.13	11,339	14,504	27.91
MICRONESIA, FEDERATED STATES OF	0	1,374	-	0	3,345	-
GUAM	1,778	18	-98.99	6,261	162	-97.41
PALAU	0	75	-	0	360	-
NEW CALEDONIA	95	4,397	4,528.42	170	6,236	3,568.24
VANUATU	43,980	47,268	7.48	53,708	86,406	60.88
WALLIS AND FUTUNA ISLANDS	0	2,392	-	0	5,745	-
COOK ISLANDS	32,946	903	-97.26	25,393	1,123	-95.58
FIJI	21,632	35,875	65.84	57,677	98,121	70.12
KIRIBATI	7,119	0	-100.00	9,369	0	-100.00
SAMOA	12,879	9,685	-24.80	23,161	17,880	-22.80
SOLOMON ISLANDS	27,106	36,820	35.84	76,541	76,515	-0.03
TONGA	20,774	10,102	-51.37	28,101	20,486	-27.10
EAST TIMOR	60,434	4	-99.99	77,817	8	-99.99
UNITED STATES	91,684	143,070	56.05	326,337	672,618	106.11
CANADA	13,268	32,396	144.17	36,095	103,008	185.38
MEXICO	6	2,484	41,300.00	40	17,946	44,765.00
NICARAGUA	0	200	-	0	1,421	-
SURINAME	0	183	-	0	1,064	-
CHILE	1,114	2,503	124.69	2,761	2,819	2.10
BRAZIL	93	452	386.02	362	6,256	1,628.18
COLOMBIA	0	15	-	0	285	-
BOLIVIA	0	6,356	-	0	6,501	-
BAHAMAS	0	219	-	0	81	-
BARBADOS	3,002	13,628	353.96	3,886	25,957	567.96
BERMUDA	0	5	-	0	52	-
CAPE VERDE	0	11,601	-	0	13,749	-
FRENCH POLYNESIA	375	52	-86.13	715	92	-87.13
MARTINIQUE	10	18	80.00	62	62	0.00
NETHERLANDS ANTILLES	724	125	-82.73	1,785	1,680	-5.88
GUADELOUPE	257	168	-34.63	365	484	32.60
UNITED KINGDOM	231,118	162,899	-29.52	589,588	875,953	48.57
NETHERLANDS	40,598	68,365	68.39	84,582	119,404	41.17
FRANCE	55,832	123,484	121.17	257,980	575,162	122.95



TABEL 5. PERKEMBANGAN EKSPOR INDONESIA MENURUT KOMODITI DAN NEGARA TUJUAN

JENIS BARANG	BERAT BERSIH (KG)		PERUB	NILAI FOB (US \$)		PERUB
	JAN-APR 2006	JAN-APR 2007	%	JAN-APR 2006	JAN-APR 2007	%
(1)	(2)	(3)	(4)	(5)	(6)	(7)
GERMANY, FED. REP. OF	32,255	14,728	-54.34	94,395	30,962	-67.20
AUSTRIA	75	131	74.67	6,180	35,507	474.55
BELGIUM	33,357	17,589	-47.27	161,183	43,425	-73.06
SWITZERLAND	458	1,685	267.90	4,822	14,255	195.62
DENMARK	0	76	-	0	69	-
NORWAY	0	67	-	0	920	-
SWEDEN	6	3	-50.00	50	5	-90.00
FINLAND	71	0	-100.00	116	0	-100.00
IRELAND	100	829	729.00	1,245	4,012	222.25
ITALY	102,158	113,595	11.20	146,678	233,167	58.97
SPAIN	4,217	1,281	-69.62	26,188	62,622	139.12
PORTUGAL	0	844	-	0	869	-
GREECE	1,440	43,029	2,888.13	10,412	80,894	676.93
DEMOCRATIC REPUBLIC OF THE CONG	0	14,644	-	0	24,906	-
HUNGARY	3,239	5,044	55.73	5,580	9,727	74.32
POLAND	104	1,083	941.35	2,541	7,915	211.49
ROMANIA	0	573	-	0	183	-
UKRAINE	21,440	0	-100.00	81,408	0	-100.00
LITHUANIA	140	383	173.57	479	2,674	458.25
LATVIA	0	9,028	-	0	12,175	-
MALTA	0	2,815	-	0	3,350	-
SLOVENIA	375	0	-100.00	120	0	-100.00
CZECH REPUBLIC	50	0	-100.00	847	0	-100.00
RUSSIA FEDERATION	374	140	-62.57	9,659	3,249	-66.36
<b>ROTAN OLAHAN</b>	<b>6,639,017</b>	<b>8,893,779</b>	<b>33.96</b>	<b>5,879,941</b>	<b>8,586,438</b>	<b>46.03</b>
JAPAN	5,933	14,289	140.84	32,654	182,851	459.97
HONG KONG	1,648,342	363,237	-77.96	1,434,019	348,178	-75.72
KOREA, REPUBLIC OF	8,927	3,774	-57.72	9,827	4,452	-54.70
TAIWAN	174,446	154,298	-11.55	94,703	76,688	-19.02
CHINA	3,606,815	6,859,367	90.18	3,116,184	5,567,860	78.68
THAILAND	189,512	117,102	-38.21	140,349	113,030	-19.47
SINGAPORE	526,253	476,724	-9.41	386,290	479,736	24.19
MALAYSIA	58,081	163,559	181.60	12,776	142,434	1,014.86
VIET NAM	33,400	66,650	99.55	21,710	55,986	157.88
MALDIVES	302	210	-30.46	9,481	815	-91.40
INDIA	0	7,400	-	0	6,216	-
SRI LANKA	48,872	56,976	16.58	34,680	45,044	29.88
SAUDI ARABIA	15,000	0	-100.00	12,350	0	-100.00
KUWAIT	11,200	31,392	180.29	8,700	14,725	69.25
JORDAN	6,750	0	-100.00	4,847	0	-100.00
SYRIA ARAB REPUBLIC	0	28,448	-	0	22,021	-
TURKEY	15	6,499	43,226.67	6	11,346	189,000.00
UNITED ARAB EMIRATES	0	1,198	-	0	4,982	-
CYPRUS	5,843	3,866	-33.84	28,889	15,675	-45.74
EGYPT	0	5,346	-	0	4,931	-
KENYA	0	450	-	0	386	-
REUNION	0	167	-	0	269	-
SOUTH AFRICA	41,945	23,400	-44.21	28,424	23,400	-17.68
AUSTRALIA	34,235	21,569	-37.00	56,981	70,718	24.11
NEW ZEALAND	4,000	3,741	-6.48	7,520	9,721	29.27
NEW CALEDONIA	85	146	71.76	217	522	140.55
VANUATU	1,253	0	-100.00	1,506	0	-100.00
SAMOA	0	1,076	-	0	3,261	-
UNITED STATES	67,410	127,045	88.47	99,346	423,026	325.81
CANADA	3,225	1,144	-64.53	2,650	4,003	51.06
MEXICO	0	671	-	0	1,027	-
ARGENTINA	0	740	-	0	1,051	-
BRAZIL	13	833	6,307.69	136	620	355.88
COLOMBIA	0	13,062	-	0	12,735	-
BAHAMAS	827	0	-100.00	1,056	0	-100.00
PUERTO RICO	3,823	4,155	8.68	12,966	10,006	-22.83
COSTA RICA	0	105	-	0	36	-
UNITED KINGDOM	3,483	50,334	1,345.13	4,043	281,486	6,862.31
NETHERLANDS	10,060	41,945	316.95	13,211	64,885	391.14
FRANCE	15,981	27,422	71.59	30,858	74,444	141.25
GERMANY, FED. REP. OF	78,416	86,051	9.74	141,893	151,765	6.96
BELGIUM	69	52,722	76,308.70	641	150,604	23,395.16
SWITZERLAND	156	0	-100.00	240	0	-100.00
DENMARK	106	0	-100.00	143	0	-100.00
SWEDEN	111	46	-58.56	634	75	-88.17
FINLAND	2	659	32,850.00	7	521	7,342.86
ITALY	3,586	13,077	264.67	18,051	34,987	93.82
SPAIN	15,791	10,824	-31.45	74,895	69,382	-7.36
PORTUGAL	0	206	-	0	285	-
GREECE	1	3,063	306,200.00	1	9,441	944,000.00
HUNGARY	0	159	-	0	150	-
ROMANIA	0	16	-	0	33	-

TABEL 5. PERKEMBANGAN EKSPOR INDONESIA MENURUT KOMODITI DAN NEGARA TUJUAN

JENIS BARANG	BERAT BERSIH (KG)		PERUB	NILAI FOB (US \$)		PERUB
	JAN-APR 2006	JAN-APR 2007	%	JAN-APR 2006	JAN-APR 2007	%
(1)	(2)	(3)	(4)	(5)	(6)	(7)
UKRAINE	0	43,736	-	0	84,832	-
CROATIA	10	690	6,800.00	32	920	2,775.00
CZECH REPUBLIC	0	4,190	-	0	4,877	-
RUSSIA FEDERATION	14,738	0	-100.00	37,025	0	-100.00
<b>-MINYAK KELAPA SAWIT</b>	<b>3,625,124,301</b>	<b>3,605,598,746</b>	<b>-0.54</b>	<b>1,328,686,070</b>	<b>1,898,914,520</b>	<b>42.92</b>
JAPAN	1,816,989	1,352,438	-25.57	907,676	1,106,085	21.86
HONG KONG	350,512	4,015,850	1,045.71	167,736	2,296,139	1,268.90
KOREA, REPUBLIC OF	445,909	600	-99.87	249,786	171	-99.93
TAIWAN	58,400	334,900	473.46	26,858	205,002	663.28
CHINA	514,450,964	436,856,962	-15.08	200,891,265	232,609,758	15.79
MACAU	4,000,000	0	-100.00	1,570,000	0	-100.00
PAPUA NEW GUINEA	720,622	803,403	11.49	403,539	697,950	72.96
THAILAND	84,447	0	-100.00	41,269	0	-100.00
SINGAPORE	223,183,450	233,754,317	4.74	80,036,204	121,257,419	51.50
PHILIPPINES	26,138,592	7,214,625	-72.40	10,988,148	5,207,995	-52.60
MALAYSIA	366,342,702	79,403,457	-78.33	126,940,796	39,361,415	-68.99
MYANMAR (FORM. BURMA)	44,649,032	104,300,961	133.60	17,103,253	56,633,313	231.13
BRUNEI DARUSSALAM	132,849	335,176	152.30	81,572	234,928	188.00
LAO PEOPLE'S DEMOCRATIC REPUBLI	0	21,006	-	0	11,845	-
VIET NAM	32,726,503	35,397,653	8.16	12,158,187	18,586,650	52.87
MALDIVES	491,788	362,059	-26.38	308,423	287,523	-6.78
INDIA	691,530,640	875,392,756	26.59	246,998,017	445,533,322	80.38
PAKISTAN	271,396,223	247,234,739	-8.90	102,165,490	134,575,321	31.72
BANGLADESH	110,224,329	206,383,250	87.24	40,831,144	117,976,800	188.94
SRI LANKA	185,614,069	96,890,601	-47.80	69,043,487	49,991,030	-27.59
AFGHANISTAN	0	407,808	-	0	281,591	-
IRAQ	2,500,000	0	-100.00	962,500	0	-100.00
IRAN (ISLAMIC REPUBLIC OF)	32,574,156	7,000,000	-78.51	12,945,996	3,465,000	-73.23
SAUDI ARABIA	7,000,000	41,549,095	493.56	2,738,750	21,597,501	688.59
JORDAN	132,799,416	0	-100.00	50,941,234	0	-100.00
YEMEN	110,708	8,107,753	7,223.55	78,801	4,530,232	5,648.95
OMAN	5,000,000	0	-100.00	1,925,000	0	-100.00
SYRIA ARAB REPUBLIC	84,024	41,600	-50.49	47,893	29,328	-38.76
TURKEY	48,777,656	154,838,996	217.44	16,914,037	86,799,826	413.18
UNITED ARAB EMIRATES	6,710,293	25,062,519	273.49	2,704,805	14,557,585	438.21
QATAR	104,220	0	-100.00	55,236	0	-100.00
EGYPT	27,816,000	173,094,135	522.28	11,248,380	91,695,397	715.19
MOROCCO	6,799,436	1,908,000	-71.94	2,455,831	1,221,120	-50.28
TUNISIA	0	23,142,100	-	0	13,236,555	-
ALGERIA	9,300,000	18,984,924	104.14	3,414,350	9,550,559	179.72
SUDAN	16,499,553	21,000,000	27.28	6,355,402	12,738,500	100.44
ETHIOPIA	105,251	0	-100.00	58,150	0	-100.00
TANZANIA, UNITED REPUBLIC OF	53,862,259	28,136,573	-47.76	19,557,589	14,011,381	-28.36
MOZAMBIQUE	3,129,768	5,520,050	76.37	1,311,114	3,082,424	135.10
EQUATORIAL GUINEA	344,328	289,756	-15.85	200,572	228,582	13.97
TOGO	188,785	5,285,642	2,699.82	131,047	3,191,214	2,335.17
GHANA	9,544,904	6,669,249	-30.13	4,327,523	4,647,012	7.38
LIBERIA	18,787	33,049	75.91	10,542	26,985	155.98
GUINEA	234,276	4,064,530	1,634.93	124,765	2,254,782	1,707.22
ANGOLA	3,722,483	3,224,426	-13.38	2,022,388	2,337,402	15.58
CONGO	1,208,349	763,088	-36.85	628,024	535,480	-14.74
CAMEROON	1,821,588	507,033	-72.17	1,000,859	365,718	-63.46
NIGERIA	33,830	0	-100.00	25,740	0	-100.00
GABON	1,225,748	0	-100.00	722,100	0	-100.00
COTE D'IVOIRE	0	50,976	-	0	35,454	-
SENEGAL	4,035,734	1,596,987	-60.43	2,153,723	1,059,218	-50.82
MAURITANIA	1,172,629	2,026,640	72.83	673,992	1,225,500	81.83
BENIN	1,233,899	1,148,497	-6.92	882,022	902,534	2.33
BURKINA FASO	999,433	0	-100.00	329,812	0	-100.00
GUINEA BISSAU	0	395,270	-	0	290,225	-
GAMBIA	747,539	51,591	-93.10	401,623	41,222	-89.74
DJIBOUTI	1,034,972	584,688	-43.51	544,087	406,786	-25.24
SAO TOME AND PRINCIPE	95,025	76,020	-20.00	57,313	60,900	6.26
SOUTH AFRICA	33,927,019	44,914,546	32.39	12,932,001	21,066,595	62.90
COMOROS	77,393	151,239	95.42	45,316	115,674	155.26
MAURITIUS	1,410,822	39,398	-97.21	569,721	29,745	-94.78
AUSTRALIA	48	211,043	439,572.92	90	126,532	140,491.11
NEW ZEALAND	3,606,180	0	-100.00	1,412,281	0	-100.00
MICRONESIA, FEDERATED STATES OF	0	1,954	-	0	4,168	-
NORTHERN MARIANA ISLANDS	16,567	31,068	87.53	10,815	23,337	115.78
VANUATU	82,512	113,430	37.47	60,442	101,753	68.35
COOK ISLANDS	0	17,333	-	0	13,811	-
FIJI	42,042	54,040	28.54	24,372	35,195	44.41
KIRIBATI	64,051	11,988	-81.28	42,122	10,438	-75.22
MARSHALL ISLANDS	0	12,963	-	0	11,783	-
SAMOA	149,875	216,192	44.25	88,222	181,384	105.60
SOLOMON ISLANDS	50,815	0	-100.00	37,950	0	-100.00

TABEL 5. PERKEMBANGAN EKSPOR INDONESIA MENURUT KOMODITI DAN NEGARA TUJUAN

JENIS BARANG	BERAT BERSIH (KG)		PERUB	NILAI FOB (US \$)		PERUB
	JAN-APR 2006	JAN-APR 2007	%	JAN-APR 2006	JAN-APR 2007	%
(1)	(2)	(3)	(4)	(5)	(6)	(7)
TONGA	42,505	50,164	18.02	26,119	42,904	64.26
TUVALU	0	16,938	-	0	12,970	-
EAST TIMOR	406,010	73	-99.98	233,964	21	-99.99
UNITED STATES	27,150,192	11,065,800	-59.24	9,945,356	5,589,823	-43.79
CANADA	512,070	0	-100.00	262,527	0	-100.00
PANAMA	125,271	0	-100.00	85,338	0	-100.00
CHILE	0	1,032,000	-	0	558,790	-
VENEZUELA	1,000,000	0	-100.00	360,000	0	-100.00
BRAZIL	3,920,772	9,240,000	135.67	1,481,620	4,982,500	236.29
JAMAICA	42,918	59,875	39.51	19,110	35,525	85.90
DOMINICAN REPUBLIC	42,000	0	-100.00	18,533	0	-100.00
COSTA RICA	2,750,000	3,000,000	9.09	957,000	1,515,000	58.31
DOMINICA	105,000	0	-100.00	48,825	0	-100.00
FRENCH POLYNESIA	0	16,510	-	0	13,139	-
UNITED KINGDOM	31,139,772	7,171,877	-76.97	11,227,734	3,247,330	-71.08
NETHERLANDS	355,858,950	227,963,105	-35.94	126,480,632	111,631,493	-11.74
FRANCE	434,859	0	-100.00	238,652	0	-100.00
GERMANY, FED. REP. OF	101,718,490	187,675,238	84.50	37,710,316	99,929,835	164.99
BELGIUM	5,000,000	1,085,152	-78.30	2,000,000	632,755	-68.36
SWITZERLAND	0	124,941	-	0	83,508	-
DENMARK	2,500,000	0	-100.00	862,500	0	-100.00
ITALY	46,580,885	45,786,147	-1.71	17,198,573	20,988,035	22.03
SPAIN	51,784,980	43,926,591	-15.18	18,693,042	24,146,385	29.17
PORTUGAL	87,650	15,660,137	17,766.67	47,285	8,741,011	18,385.80
GREECE	4,088,000	20,023,521	389.81	1,654,970	9,381,149	466.85
DEMOCRATIC REPUBLIC OF THE CONG	241,132	3,006,157	1,146.69	162,880	2,133,381	1,209.79
POLAND	105,000	0	-100.00	48,594	0	-100.00
ROMANIA	21,583	0	-100.00	10,634	0	-100.00
BULGARIA	1,006,036	1,243,732	23.63	451,504	734,104	62.59
YUGOSLAVIA	0	500,000	-	0	256,250	-
AZERBAIJAN	85,018	21,000	-75.30	39,067	15,124	-61.29
KAZAKHSTAN	0	225,000	-	0	144,000	-
KYRGYZSTAN	0	21,006	-	0	15,019	-
TAJIKISTAN	0	22,500	-	0	14,513	-
TURKMENISTAN	0	63,000	-	0	43,785	-
UKRAINE	63,980,407	47,662,531	-25.50	12,643,263	23,276,152	84.10
LATVIA	42,080	0	-100.00	19,177	0	-100.00
GEORGIA	86,012	6,180,000	7,085.04	39,325	3,515,400	8,839.35
RUSSIA FEDERATION	29,646,316	61,364,809	106.99	11,632,148	34,535,525	196.90
<b>-MINYAK BIJI KELAPA SAWIT</b>	<b>426,206,722</b>	<b>410,784,632</b>	<b>-3.62</b>	<b>203,643,072</b>	<b>237,178,345</b>	<b>16.47</b>
KOREA, REPUBLIC OF	258	1	-99.61	667	3	-99.55
CHINA	37,959,150	110,090,443	190.02	19,696,613	65,399,035	232.03
SINGAPORE	224,967	3,126,836	1,289.91	117,625	1,758,169	1,394.72
PHILIPPINES	0	3,499,350	-	0	1,677,686	-
MALAYSIA	91,097,181	59,901,269	-34.24	47,086,871	31,745,715	-32.58
INDIA	32,230,363	25,647,916	-20.42	16,251,963	14,512,956	-10.70
PAKISTAN	3,717,204	2,300,000	-38.13	1,974,335	1,428,400	-27.65
BANGLADESH	3,000,000	1,000,000	-66.67	1,560,000	474,000	-69.62
SRI LANKA	1,650,000	1,750,000	6.06	884,000	1,108,125	25.35
SAUDI ARABIA	1,700,000	0	-100.00	964,200	0	-100.00
JORDAN	1,000,000	0	-100.00	551,250	0	-100.00
TURKEY	15,289,192	34,172,941	123.51	8,240,035	21,472,249	160.58
UNITED ARAB EMIRATES	0	250,000	-	0	160,000	-
EGYPT	0	2,999,925	-	0	1,852,455	-
TUNISIA	0	1,627,916	-	0	1,121,808	-
ALGERIA	2,664,413	2,010,992	-24.52	1,226,500	1,201,375	-2.05
SUDAN	0	522,000	-	0	404,550	-
TANZANIA, UNITED REPUBLIC OF	600,000	0	-100.00	308,750	0	-100.00
MAURITANIA	0	150,000	-	0	92,250	-
SOUTH AFRICA	6,550,166	4,482,640	-31.56	3,668,105	2,853,093	-22.22
UNITED STATES	26,774,781	3,000,000	-88.80	14,805,809	2,002,500	-86.47
MEXICO	0	8,999,874	-	0	5,727,418	-
BRAZIL	46,642,388	12,220,000	-73.80	7,650,617	7,587,625	-0.82
UNITED KINGDOM	0	695,000	-	0	451,750	-
NETHERLANDS	138,556,332	102,628,940	-25.93	69,776,214	55,818,764	-20.00
FRANCE	0	2	-	0	5	-
GERMANY, FED. REP. OF	3,300,000	6,278,083	90.24	1,915,450	4,495,205	134.68
ITALY	3,677,000	4,833,477	31.45	1,952,825	2,696,752	38.09
SPAIN	6,488,555	6,382,073	-1.64	3,356,220	4,063,920	21.09
PORTUGAL	0	600,000	-	0	365,000	-
GREECE	1,500,000	3,150,000	110.00	780,000	1,679,500	115.32
DEMOCRATIC REPUBLIC OF THE CONG	1,000,000	0	-100.00	509,000	0	-100.00
BULGARIA	0	109,044	-	0	70,333	-
UKRAINE	415,006	6,015,000	1,349.38	241,038	3,458,903	1,335.00
GEORGIA	0	1,539,914	-	0	1,050,991	-
RUSSIA FEDERATION	169,766	800,996	371.82	124,985	447,810	258.29

TABEL 5. PERKEMBANGAN EKSPOR INDONESIA MENURUT KOMODITI DAN NEGARA TUJUAN

JENIS BARANG	BERAT BERSIH (KG)		PERUB	NILAI FOB (US \$)		PERUB
	JAN-APR 2006	JAN-APR 2007	%	JAN-APR 2006	JAN-APR 2007	%
(1)	(2)	(3)	(4)	(5)	(6)	(7)
<b>-MINYAK NABATI LAIN</b>	<b>310,989,315</b>	<b>278,878,532</b>	<b>-10.33</b>	<b>149,823,840</b>	<b>173,045,462</b>	<b>15.50</b>
JAPAN	536,738	565,111	5.29	889,358	391,700	-55.96
HONG KONG	2,573	781	-69.65	8,682	1,701	-80.41
KOREA, REPUBLIC OF	63,000	237,900	277.62	45,538	160,181	251.75
TAIWAN	83,510	349,298	318.27	53,919	221,096	310.05
CHINA	177,222,233	137,720,013	-22.29	77,053,806	78,391,621	1.74
PAPUA NEW GUINEA	47,436	19,123	-59.69	49,114	25,379	-48.33
THAILAND	242,807	219,831	-9.46	133,296	154,955	16.25
SINGAPORE	5,908,161	4,053,660	-31.39	3,133,887	2,039,554	-34.92
PHILIPPINES	541,168	92,100	-82.98	283,156	57,077	-79.84
MALAYSIA	36,204,346	37,026,744	2.27	18,429,715	24,165,306	31.12
CAMBODIA	0	11	-	0	20	-
VIET NAM	65,057	138,250	112.51	58,048	95,762	64.97
MALDIVES	172	0	-100.00	1,039	0	-100.00
INDIA	2,818,054	550,290	-80.47	1,587,500	274,260	-82.72
PAKISTAN	335,502	542,400	61.67	176,220	330,496	87.55
SRI LANKA	238,175	0	-100.00	103,603	0	-100.00
IRAN (ISLAMIC REPUBLIC OF)	809,030	863,989	6.79	546,017	639,817	17.18
SAUDI ARABIA	139,520	2,303,240	1,550.83	72,374	1,179,385	1,529.57
KUWAIT	22,000	0	-100.00	14,850	0	-100.00
OMAN	64,100	0	-100.00	37,527	0	-100.00
SYRIA ARAB REPUBLIC	382,068	335,498	-12.19	288,707	284,693	-1.39
TURKEY	3,082,751	5,294,378	71.74	2,039,340	3,840,876	88.34
UNITED ARAB EMIRATES	0	25	-	0	411	-
CYPRUS	492	0	-100.00	1,314	0	-100.00
EGYPT	1,338,599	2,015,600	50.58	966,449	1,336,326	38.27
MOROCCO	652,800	293,000	-55.12	415,650	219,195	-47.26
TUNISIA	0	865,972	-	0	584,090	-
ALGERIA	2,685,000	3,448,000	28.42	1,379,220	2,014,702	46.08
SUDAN	0	1,501,149	-	0	908,230	-
TANZANIA, UNITED REPUBLIC OF	2,500,000	105,000	-95.80	850,000	51,975	-93.89
MOZAMBIQUE	0	135,750	-	0	85,260	-
TOGO	16,915	23	-99.86	12,324	22	-99.82
CAMEROON	0	19,500	-	0	11,742	-
NIGERIA	176,000	154,000	-12.50	112,640	108,955	-3.27
COTE D'IVOIRE	132,000	176,000	33.33	84,480	118,800	40.63
BENIN	0	1,009	-	0	700	-
SOUTH AFRICA	1,402,078	4,147,660	195.82	896,167	2,601,311	190.27
AUSTRALIA	1,595,262	993	-99.94	917,157	10,901	-98.81
NEW ZEALAND	147,000	236	-99.84	87,465	1,228	-98.60
NORTHERN MARIANA ISLANDS	0	5,741	-	0	4,040	-
TONGA	8,703	0	-100.00	8,825	0	-100.00
EAST TIMOR	94,845	0	-100.00	70,566	0	-100.00
UNITED STATES	28,318,579	394	-100.00	14,110,900	1,103	-99.99
CANADA	0	4,725	-	0	38,880	-
CHILE	80,000	80,000	0.00	35,200	47,080	33.75
BRAZIL	0	2,722,500	-	0	1,826,438	-
BOLIVIA	22,000	0	-100.00	14,080	0	-100.00
COSTA RICA	88,000	39,000	-55.68	50,820	27,417	-46.05
UNITED KINGDOM	492	2,115	329.88	2,938	8,841	200.92
NETHERLANDS	16,531,753	36,244,562	119.24	8,481,580	22,775,270	168.53
FRANCE	346	110,029	31,700.29	953	103,906	10,803.04
GERMANY, FED. REP. OF	46,598	2,764,158	5,831.92	31,512	1,923,839	6,005.10
SWITZERLAND	30,000	0	-100.00	19,200	0	-100.00
DENMARK	17,800	17,800	0.00	16,732	16,821	0.53
NORWAY	0	568	-	0	2,959	-
SWEDEN	2,242,299	300	-99.99	1,069,715	1,128	-99.89
ITALY	92	0	-100.00	367	0	-100.00
SPAIN	2,600,000	6,126,641	135.64	1,387,500	4,079,411	194.01
GREECE	682,000	632,209	-7.30	369,270	396,161	7.28
HUNGARY	21,000	0	-100.00	15,015	0	-100.00
ROMANIA	258,461	0	-100.00	169,076	0	-100.00
BULGARIA	324,036	555,085	71.30	205,738	462,979	125.03
AZERBAIJAN	66,000	462,000	600.00	55,000	349,965	536.30
KYRGYZSTAN	132,000	0	-100.00	89,760	0	-100.00
TAJIKISTAN	0	21,870	-	0	17,824	-
UKRAINE	3,671,532	4,653,320	26.74	2,029,637	3,644,132	79.55
LITHUANIA	84,748	0	-100.00	61,356	0	-100.00
LATVIA	41,472	323,042	678.94	27,400	288,186	951.77
GEORGIA	229,058	62,897	-72.54	107,127	57,077	-46.72
SLOVENIA	13,000	15,000	15.38	8,395	10,775	28.35
CZECH REPUBLIC	0	102,500	-	0	52,490	-
RUSSIA FEDERATION	15,929,954	20,755,542	30.29	10,656,616	16,601,013	55.78
<b>-STEARIN</b>	<b>61,402,654</b>	<b>44,144,938</b>	<b>-28.11</b>	<b>28,979,163</b>	<b>29,091,431</b>	<b>0.39</b>
JAPAN	1,393,594	973,956	-30.11	739,173	654,482	-11.46
HONG KONG	342,499	322,000	-5.99	176,523	227,411	28.83
KOREA, REPUBLIC OF	3,907,949	1,094,400	-72.00	1,883,952	731,937	-61.15

TABEL 5. PERKEMBANGAN EKSPOR INDONESIA MENURUT KOMODITI DAN NEGARA TUJUAN

JENIS BARANG	BERAT BERSIH (KG)		PERUB	NILAI FOB (US \$)		PERUB
	JAN-APR 2006	JAN-APR 2007	%	JAN-APR 2006	JAN-APR 2007	%
(1)	(2)	(3)	(4)	(5)	(6)	(7)
TAIWAN	7,533,373	5,717,632	-24.10	3,651,332	3,932,997	7.71
CHINA	19,378,492	14,990,948	-22.64	9,207,758	9,952,733	8.09
THAILAND	3,494,815	2,228,816	-36.23	1,636,856	1,522,358	-6.99
SINGAPORE	276,075	161,502	-41.50	145,612	116,957	-19.68
PHILIPPINES	943,316	809,999	-14.13	452,337	575,732	27.28
MALAYSIA	12,000	2,490,517	20,654.31	8,742	1,505,214	17,118.19
MYANMAR (FORM. BURMA)	3,028,999	338,000	-88.84	1,036,589	252,536	-75.64
VIET NAM	515,486	1,166,998	126.39	249,806	799,947	220.23
INDIA	3,590,049	2,167,528	-39.62	1,345,915	886,802	-34.11
PAKISTAN	16,000	32,000	100.00	7,881	20,534	160.55
BANGLADESH	1,306,500	2,194,000	67.93	549,840	1,408,874	156.23
SRI LANKA	149,184	52,837	-64.58	67,823	36,958	-45.51
IRAN (ISLAMIC REPUBLIC OF)	328,000	165,000	-49.70	138,889	93,561	-32.64
JORDAN	112,000	160,000	42.86	57,481	111,647	94.23
SYRIA ARAB REPUBLIC	26,000	0	-100.00	11,830	0	-100.00
TURKEY	6,669,995	4,562,549	-31.60	3,337,282	3,070,531	-7.99
EGYPT	50,000	283,951	467.90	23,108	198,481	758.93
MOROCCO	33,000	33,500	1.52	18,180	25,847	42.17
TUNISIA	12,500	0	-100.00	6,750	0	-100.00
TANZANIA, UNITED REPUBLIC OF	17,000	0	-100.00	10,132	0	-100.00
KENYA	34,000	17,000	-50.00	15,980	11,708	-26.73
GHANA	51,500	33,500	-34.95	22,820	25,080	9.90
NIGERIA	254,170	269,000	5.83	136,820	205,013	49.84
COTE D'IVOIRE	417,500	84,000	-79.88	222,161	60,188	-72.91
SENEGAL	49,500	0	-100.00	24,255	0	-100.00
SOUTH AFRICA	159,930	262,350	64.04	82,800	177,840	114.78
ZAIRE	68,000	0	-100.00	46,648	0	-100.00
UNITED STATES	814,349	271,590	-66.65	543,847	201,720	-62.91
CANADA	65,000	18,509	-71.52	37,602	13,754	-63.42
MEXICO	247,501	364,500	47.27	137,189	284,489	107.37
GUATEMALA	16,500	33,000	100.00	9,405	26,120	177.72
CHILE	0	16,500	-	0	13,118	-
VENEZUELA	16,500	17,000	3.03	9,328	12,750	36.69
BRAZIL	16,000	0	-100.00	8,400	0	-100.00
COLOMBIA	99,000	0	-100.00	49,211	0	-100.00
PERU	16,500	33,000	100.00	8,910	26,235	194.44
DOMINICAN REPUBLIC	148,500	0	-100.00	79,038	0	-100.00
COSTA RICA	16,500	0	-100.00	9,240	0	-100.00
UNITED KINGDOM	321,999	243,000	-24.53	167,658	147,139	-12.24
NETHERLANDS	2,318,669	238,000	-89.74	984,990	171,360	-82.60
FRANCE	24,000	48,000	100.00	12,437	34,898	180.60
GERMANY, FED. REP. OF	796,599	714,600	-10.29	423,924	479,566	13.13
BELGIUM	298,500	75,000	-74.87	137,556	40,680	-70.43
SWITZERLAND	0	14,000	-	0	7,960	-
SWEDEN	14,000	23,999	71.42	7,747	16,652	114.95
ITALY	206,277	58,000	-71.88	109,698	43,440	-60.40
SPAIN	632,102	567,428	-10.23	325,763	393,957	20.93
PORTUGAL	424,180	240,000	-43.42	216,167	171,846	-20.50
GREECE	115,500	33,500	-71.00	61,779	25,626	-58.52
DEMOCRATIC REPUBLIC OF THE CONG	33,000	0	-100.00	17,790	0	-100.00
HUNGARY	0	17,000	-	0	14,819	-
POLAND	329,500	16,000	-95.14	168,966	10,080	-94.03
BULGARIA	108,852	89,412	-17.86	60,460	65,314	8.03
UKRAINE	17,000	187,000	1,000.00	8,160	136,170	1,568.75
LATVIA	0	37,177	-	0	32,595	-
RUSSIA FEDERATION	134,700	176,740	31.21	68,623	115,775	68.71
<b>-ASAM BERLEMAK LAIN</b>	<b>171,046,159</b>	<b>160,461,414</b>	<b>-6.19</b>	<b>85,611,463</b>	<b>86,407,985</b>	<b>0.93</b>
JAPAN	3,349,878	3,128,849	-6.60	2,693,965	2,087,491	-22.51
HONG KONG	189,034	1,440	-99.24	86,766	1,470	-98.31
KOREA, REPUBLIC OF	2,042,472	4,648,243	127.58	1,581,790	2,708,701	71.24
TAIWAN	136,376	342,040	150.81	87,293	256,149	193.44
CHINA	5,568,569	9,453,891	69.77	6,106,273	8,544,925	39.94
THAILAND	262,118	270,258	3.11	307,265	312,942	1.85
SINGAPORE	9,724,828	10,873,598	11.81	6,392,298	8,021,128	25.48
PHILIPPINES	1,042,096	159,139	-84.73	1,192,298	93,963	-92.12
MALAYSIA	2,315,540	4,015,679	73.42	950,148	2,991,430	214.84
MYANMAR (FORM. BURMA)	2,980,541	0	-100.00	1,020,835	0	-100.00
NEPAL	90,650	0	-100.00	34,114	0	-100.00
INDIA	35,709,869	59,052,688	65.37	12,451,559	24,351,530	95.57
PAKISTAN	2,753,812	2,042,870	-25.82	444,317	535,819	20.59
BANGLADESH	0	4,320	-	0	3,715	-
SRI LANKA	0	41,800	-	0	24,970	-
IRAN (ISLAMIC REPUBLIC OF)	127,840	34,560	-72.97	99,466	29,030	-70.81
SAUDI ARABIA	0	103,200	-	0	111,659	-
KUWAIT	21,250	0	-100.00	6,019	0	-100.00
JORDAN	21,812	24,687	13.18	16,949	19,065	12.48
TURKEY	2,493,469	1,877,573	-24.70	934,563	916,464	-1.94

TABEL 5. PERKEMBANGAN EKSPOR INDONESIA MENURUT KOMODITI DAN NEGARA TUJUAN

JENIS BARANG	BERAT BERSIH (KG)		PERUB	NILAI FOB (US \$)		PERUB
	JAN-APR 2006	JAN-APR 2007	%	JAN-APR 2006	JAN-APR 2007	%
(1)	(2)	(3)	(4)	(5)	(6)	(7)
EGYPT	34,489	2,269,509	6,480.39	38,059	949,417	2,394.59
TUNISIA	0	669,948	-	0	261,280	-
TANZANIA, UNITED REPUBLIC OF	2,900,000	3,900,000	34.48	991,000	1,476,500	48.99
MOZAMBIQUE	3,063,600	169,600	-94.46	1,067,062	68,688	-93.56
GHANA	0	106,000	-	0	42,930	-
NIGERIA	14,117	0	-100.00	18,075	0	-100.00
SENEGAL	0	500,000	-	0	207,500	-
GAMBIA	0	1,500,000	-	0	626,250	-
DJIBOUTI	290,080	93,100	-67.91	110,230	56,605	-48.65
SOUTH AFRICA	6,031,838	3,450,400	-42.80	2,388,229	1,454,361	-39.10
MAURITIUS	700,088	0	-100.00	239,780	0	-100.00
AUSTRALIA	314,416	225,327	-28.33	372,985	249,808	-33.02
NEW ZEALAND	4,530	0	-100.00	2,898	0	-100.00
UNITED STATES	9,290,248	6,760,755	-27.23	8,146,150	6,653,343	-18.33
CANADA	43,420	66,960	54.21	37,233	56,109	50.70
MEXICO	125,600	108,798	-13.38	120,629	94,462	-21.69
ARGENTINA	203,174	504,000	148.06	201,330	488,882	142.83
BRAZIL	3,897,600	2,246,400	-42.36	4,059,297	2,085,378	-48.63
JAMAICA	0	2,221	-	0	1,878	-
UNITED KINGDOM	7,709,296	2,196,686	-71.51	2,955,450	989,143	-66.53
NETHERLANDS	46,640,560	19,216,903	-58.80	21,626,629	11,045,370	-48.93
FRANCE	20,350	0	-100.00	24,827	0	-100.00
GERMANY, FED. REP. OF	5,546,000	747,423	-86.52	2,806,832	747,963	-73.35
BELGIUM	70,204	140,440	100.05	98,048	120,829	23.23
DENMARK	500,000	0	-100.00	171,250	0	-100.00
ITALY	1,029,350	1,315,310	27.78	843,092	991,059	17.55
SPAIN	13,772,545	18,196,799	32.12	4,879,073	6,729,779	37.93
PORTUGAL	14,500	0	-100.00	7,387	0	-100.00
<b>-ALAT LISTRIK</b>	<b>169,661,741</b>	<b>171,446,594</b>	<b>1.05</b>	<b>1,426,351,540</b>	<b>1,515,665,483</b>	<b>6.26</b>
JAPAN	19,317,514	18,223,309	-5.66	239,599,267	263,833,314	10.11
HONG KONG	3,203,479	4,873,688	52.14	60,411,955	60,164,318	-0.41
KOREA, DEMOCRATIC PEOPLE'S REPL	420	19	-95.48	14,237	466	-96.73
KOREA, REPUBLIC OF	2,727,970	1,692,460	-37.96	34,024,204	24,302,526	-28.57
TAIWAN	1,638,708	1,535,682	-6.29	18,138,685	15,146,988	-16.49
CHINA	5,018,035	3,549,606	-29.26	36,078,266	40,472,078	12.18
MACAU	130	0	-100.00	2,100	0	-100.00
PAPUA NEW GUINEA	1,302,484	2,665,871	104.68	1,871,029	3,752,106	100.54
THAILAND	7,146,823	8,946,129	25.18	41,252,291	52,643,335	27.61
SINGAPORE	27,180,252	17,947,108	-33.97	526,764,173	487,420,392	-7.47
PHILIPPINES	3,878,039	4,606,531	18.79	17,894,729	21,111,719	17.98
MALAYSIA	16,859,504	14,633,273	-13.20	77,439,490	67,835,889	-12.40
MYANMAR (FORM. BURMA)	47,546	108,446	128.09	119,373	573,939	380.79
CAMBODIA	389	93,860	24,028.53	1,053	236,604	22,369.52
BRUNEI DARUSSALAM	191,727	346,570	80.76	809,501	1,865,595	130.46
NEPAL	32,611	2,994	-90.82	45,218	52,185	15.41
VIET NAM	2,760,339	4,877,495	76.70	12,156,498	24,735,211	103.47
MALDIVES	12,757	24,416	91.39	28,723	56,685	97.35
INDIA	508,008	922,841	81.66	2,873,387	4,702,336	63.65
PAKISTAN	603,769	911,784	51.02	1,567,949	2,071,454	32.11
BANGLADESH	105,425	189,752	79.99	461,475	541,911	17.43
SRI LANKA	463,050	280,293	-39.47	1,240,303	1,057,001	-14.78
AFGHANISTAN	174,864	109,999	-37.09	297,099	213,541	-28.12
IRAN (ISLAMIC REPUBLIC OF)	668,351	752,148	12.54	1,146,393	2,612,592	127.90
SAUDI ARABIA	3,997,154	5,156,313	29.00	7,519,823	17,231,094	129.14
KUWAIT	713,915	643,264	-9.90	1,754,382	1,373,986	-21.68
JORDAN	155,909	345,245	121.44	562,893	1,059,246	88.18
LEBANON	431,246	516,434	19.75	829,173	1,307,988	57.75
YEMEN	470,019	419,432	-10.76	858,999	1,052,042	22.47
OMAN	244,281	701,936	187.35	575,477	4,073,691	607.88
SYRIA ARAB REPUBLIC	15,508	28,173	81.67	22,345	50,355	125.35
TURKEY	7,717,763	5,127,000	-33.57	18,992,733	12,148,318	-36.04
UNITED ARAB EMIRATES	7,931,244	13,814,818	74.18	22,639,757	39,626,324	75.03
QATAR	1,039,138	1,308,766	25.95	3,395,113	5,471,148	61.15
BAHRAIN	86,837	2,623	-96.98	378,122	9,524	-97.48
CYPRUS	217,238	316,631	45.75	336,437	567,978	68.82
EGYPT	1,291,043	1,620,861	25.55	3,561,392	3,397,522	-4.60
LIBYAN ARAB JAMAHIRIYA	187,546	73,653	-60.73	354,085	246,754	-30.31
MOROCCO	0	32,609	-	0	327,400	-
TUNISIA	9,600	83	-99.14	42,000	838	-98.00
ALGERIA	86	898,180	1,044,295.35	752	1,701,988	226,228.19
SUDAN	3,318,105	3,903,759	17.65	5,285,247	8,129,342	53.81
ERITREA	23,850	23,899	0.21	29,484	44,890	52.25
ETHIOPIA	266,276	97,487	-63.39	502,016	236,643	-52.86
TANZANIA, UNITED REPUBLIC OF	317,675	229,883	-27.64	514,929	483,395	-6.12
MADAGASCAR	70,095	1,277	-98.18	125,582	2,914	-97.68
SOMALIA	0	47,506	-	0	90,229	-
KENYA	389,502	553,946	42.22	842,331	2,305,205	173.67

TABEL 5. PERKEMBANGAN EKSPOR INDONESIA MENURUT KOMODITI DAN NEGARA TUJUAN

JENIS BARANG	BERAT BERSIH (KG)		PERUB	NILAI FOB (US \$)		PERUB
	JAN-APR 2006	JAN-APR 2007	%	JAN-APR 2006	JAN-APR 2007	%
(1)	(2)	(3)	(4)	(5)	(6)	(7)
REUNION	2,243	4,552	102.94	19,730	51,157	159.29
MOZAMBIQUE	39,571	385,350	873.82	94,679	697,140	636.32
EQUATORIAL GUINEA	27,171	181,754	568.93	42,992	317,517	638.55
TOGO	7,812	34,480	341.37	14,156	94,176	565.27
GHANA	710,628	429,217	-39.60	1,447,042	1,272,928	-12.03
GUINEA	46,218	30,595	-33.80	46,616	47,880	2.71
ANGOLA	193,325	49,248	-74.53	313,829	125,866	-59.89
CAMEROON	114,569	68,789	-39.96	190,255	168,929	-11.21
NIGERIA	1,407,897	1,201,624	-14.65	2,679,425	5,228,612	95.14
SIERRA LEONE	20,488	0	-100.00	38,096	0	-100.00
GABON	4,083	0	-100.00	11,103	0	-100.00
COTE D'IVOIRE	97,880	40,756	-58.36	170,240	96,277	-43.45
SENEGAL	77,280	286,978	271.35	92,174	600,611	551.61
MAURITANIA	0	21,197	-	0	57,651	-
MALI	65,043	4,220	-93.51	51,396	88,265	71.74
BENIN	226,310	186,272	-17.69	407,273	471,857	15.86
GAMBIA	194	25,238	12,909.28	276	54,385	19,604.71
UGANDA	0	9,201	-	0	25,679	-
CENTRAL AFRICAN REPUBLIC	0	16	-	0	23	-
DJIBOUTI	526,851	372,502	-29.30	952,842	889,399	-6.66
SAINT HELENA	0	12	-	0	32	-
SWAZILAND	1,705	0	-100.00	18,932	0	-100.00
SOUTH AFRICA	899,385	561,246	-37.60	3,019,461	1,776,610	-41.16
ZIMBABWE	6,492	0	-100.00	17,884	0	-100.00
COMOROS	0	9,997	-	0	1,760	-
MAURITIUS	33,726	51,253	51.97	239,951	194,558	-18.92
VIRGIN ISLANDS (BRITISH)	142	0	-100.00	2,184	0	-100.00
AUSTRALIA	4,557,381	3,691,316	-19.00	27,329,291	29,817,884	9.11
NEW ZEALAND	1,193,826	1,030,852	-13.65	8,158,289	6,537,946	-19.86
NEW CALEDONIA	1,216	0	-100.00	5,567	0	-100.00
VANUATU	25,797	80,007	210.14	41,309	173,942	321.08
COOK ISLANDS	1,095	1,655	51.14	500	4,278	755.60
FIJI	125,993	112,769	-10.50	289,674	275,107	-5.03
SAMOA	153,152	379,423	147.74	725,476	3,709,576	411.33
SOLOMON ISLANDS	194,192	99,184	-48.92	276,881	192,327	-30.54
TONGA	9,381	26,355	180.94	19,758	65,910	233.59
TUVALU	59,785	0	-100.00	247,000	0	-100.00
EAST TIMOR	103,085	15,022	-85.43	1,648,853	49,231	-97.01
UNITED STATES	13,163,846	13,794,634	4.79	105,611,751	123,557,471	16.99
CANADA	539,931	751,644	39.21	2,050,618	3,662,619	78.61
MEXICO	1,701,338	1,359,180	-20.11	6,105,231	5,902,437	-3.32
GUATEMALA	189,145	78,853	-58.31	412,009	237,234	-42.42
HONDURAS	0	172	-	0	1,060	-
NICARAGUA	123,921	19,304	-84.42	520,438	44,915	-91.37
PANAMA	84,309	57,615	-31.66	227,270	155,396	-31.62
CUBA	12,875	0	-100.00	31,110	0	-100.00
SURINAME	109,958	22,347	-79.68	204,774	66,108	-67.72
CHILE	715,788	710,345	-0.76	1,295,961	1,552,864	19.82
VENEZUELA	241,015	220,834	-8.37	726,604	566,564	-22.03
ARGENTINA	249,911	233,394	-6.61	1,026,083	1,234,007	20.26
BRAZIL	394,861	916,368	132.07	2,771,757	6,850,724	147.16
COLOMBIA	438,477	512,481	16.88	1,008,589	1,406,884	39.49
URUGUAY	3,950	4	-99.90	19,850	18	-99.91
PARAGUAY	169,405	35,127	-79.26	243,291	69,822	-71.30
ECUADOR	394,605	344,687	-12.65	671,193	629,713	-6.18
PERU	56,658	63,732	12.49	198,119	278,082	40.36
GUYANA	66,823	0	-100.00	200,000	0	-100.00
TRINIDAD AND TOBAGO	33,696	65,686	94.94	72,901	143,498	96.84
JAMAICA	0	151,771	-	0	319,800	-
DOMINICAN REPUBLIC	344,307	161,256	-53.17	517,915	361,422	-30.22
EL SALVADOR	0	172	-	0	1,060	-
COSTA RICA	131,056	4,011	-96.94	225,404	25,700	-88.60
HAITI	142,735	144,610	1.31	196,005	221,136	12.82
ARUBA	0	20,867	-	0	36,588	-
CAPE VERDE	21,602	0	-100.00	44,355	0	-100.00
FRENCH GUIANA	7,478	0	-100.00	33,667	0	-100.00
FRENCH POLYNESIA	5,692	22,209	290.18	21,962	93,283	324.75
MARTINIQUE	7,478	0	-100.00	33,667	0	-100.00
NETHERLANDS ANTILLES	113	0	-100.00	279	0	-100.00
GUADELOUPE	7,478	0	-100.00	33,667	0	-100.00
UNITED KINGDOM	1,695,739	4,143,696	144.36	7,449,690	13,408,294	79.98
NETHERLANDS	1,683,564	2,480,854	47.36	9,137,291	13,547,067	48.26
FRANCE	1,136,791	1,691,408	48.79	21,211,284	40,922,939	92.93
GERMANY, FED. REP. OF	2,097,274	895,793	-57.29	19,955,301	21,179,957	6.14
AUSTRIA	25,474	9,267	-63.62	334,617	268,807	-19.67
BELGIUM	2,435,064	173,084	-92.89	6,722,343	1,409,830	-79.03
SWITZERLAND	43,331	1,309,703	2,922.55	361,446	5,625,140	1,456.29
DENMARK	10,417	39,262	276.90	70,967	1,708,394	2,307.31

TABEL 5. PERKEMBANGAN EKSPOR INDONESIA MENURUT KOMODITI DAN NEGARA TUJUAN

JENIS BARANG	BERAT BERSIH (KG)		PERUB	NILAI FOB (US \$)		PERUB
	JAN-APR 2006	JAN-APR 2007	%	JAN-APR 2006	JAN-APR 2007	%
(1)	(2)	(3)	(4)	(5)	(6)	(7)
NORWAY	78,167	26,707	-65.83	475,793	119,683	-74.85
SWEDEN	61,076	132,112	116.31	2,467,061	3,191,936	29.38
FINLAND	950,036	35,565	-96.26	13,588,439	985,041	-92.75
IRELAND	22,522	0	-100.00	115,072	0	-100.00
ITALY	1,373,839	1,791,817	30.42	6,544,536	15,551,990	137.63
SPAIN	2,475,643	3,421,432	38.20	9,726,374	10,397,408	6.90
PORTUGAL	6,525	4,836	-25.89	26,367	27,551	4.49
GREECE	934,184	1,371,990	46.87	1,783,105	2,775,466	55.65
ANDORRA	3,227	0	-100.00	44,353	0	-100.00
DEMOCRATIC REPUBLIC OF THE CONG	187,457	26,219	-86.01	321,897	45,912	-85.74
HUNGARY	124,003	45,382	-63.40	2,777,312	954,185	-65.64
POLAND	336,533	620,580	84.40	1,752,394	2,503,464	42.86
ROMANIA	1,535	166	-89.19	5,237	13,461	157.04
BULGARIA	15,497	8	-99.95	133,008	432	-99.68
YUGOSLAVIA	1	0	-100.00	36	0	-100.00
BELARUS	0	345,946	-	0	606,091	-
KAZAKHSTAN	0	98,233	-	0	314,345	-
UKRAINE	88,903	129,474	45.64	732,511	653,924	-10.73
LITHUANIA	20,204	107,316	431.16	37,978	464,609	1,123.36
LATVIA	0	2,935	-	0	17,092	-
GEORGIA	39,074	38,291	-2.00	89,190	85,675	-3.94
MALTA	0	20,735	-	0	52,346	-
SLOVAKIA	31,506	47,089	49.46	487,698	615,630	26.23
SLOVENIA	0	145	-	0	404	-
CZECH REPUBLIC	146,787	90,072	-38.64	456,674	688,188	50.70
SOUTH GEORGIA AND THE SOUTH SA	23	0	-100.00	787	0	-100.00
RUSSIA FEDERATION	608,754	106,042	-82.58	3,064,705	683,305	-77.70
<b>-DIODE TRANSISTOR</b>	<b>468,681</b>	<b>346,484</b>	<b>-26.07</b>	<b>40,780,961</b>	<b>40,040,555</b>	<b>-1.82</b>
JAPAN	59,535	62,650	5.23	18,709,293	14,674,011	-21.57
HONG KONG	51,225	37,659	-26.48	4,264,795	9,520,124	123.23
KOREA, REPUBLIC OF	10,805	445	-95.88	19,924	29,128	46.20
TAIWAN	10,354	18,922	82.75	799,577	1,116,738	39.67
CHINA	6,636	20,553	209.72	785,172	4,625,585	489.12
PAPUA NEW GUINEA	0	172	-	0	672	-
THAILAND	872	799	-8.37	7,187	17,396	142.05
SINGAPORE	297,253	189,439	-36.27	14,395,320	8,462,765	-41.21
PHILIPPINES	167	632	278.44	16,502	48,933	196.53
MALAYSIA	22,857	3,525	-84.58	303,169	370,100	22.08
BRUNEI DARUSSALAM	1	0	-100.00	11	0	-100.00
VIET NAM	0	8	-	0	60	-
PAKISTAN	110	4	-96.36	575	12	-97.91
BANGLADESH	0	13	-	0	26	-
KENYA	0	2,619	-	0	39,579	-
AUSTRALIA	0	143	-	0	8,371	-
UNITED STATES	2,802	5,650	101.64	304,041	489,753	61.08
BRAZIL	130	0	-100.00	3,481	0	-100.00
UNITED KINGDOM	1	1	0.00	128	69	-46.09
NETHERLANDS	0	11	-	0	8,800	-
GERMANY, FED. REP. OF	5,888	3,220	-45.31	1,069,832	561,135	-47.55
DENMARK	0	2	-	0	164	-
FINLAND	23	16	-30.43	96,180	67,110	-30.22
SLOVAKIA	22	0	-100.00	5,774	0	-100.00
RUSSIA FEDERATION	0	1	-	0	24	-
<b>-AUDIO VISUAL</b>	<b>47,629,241</b>	<b>37,200,697</b>	<b>-21.90</b>	<b>792,398,374</b>	<b>929,696,446</b>	<b>17.33</b>
JAPAN	1,566,406	2,292,954	46.38	44,728,253	71,522,762	59.91
HONG KONG	1,696,005	871,580	-48.61	53,080,339	57,765,820	8.83
KOREA, DEMOCRATIC PEOPLE'S REPL	865	0	-100.00	30,629	0	-100.00
KOREA, REPUBLIC OF	549,701	518,250	-5.72	28,255,569	28,294,040	0.14
TAIWAN	147,786	61,158	-58.62	2,878,712	1,478,801	-48.63
CHINA	479,247	564,950	17.88	14,847,150	23,246,498	56.57
PAPUA NEW GUINEA	18,397	37,673	104.78	104,818	144,095	37.47
THAILAND	1,049,186	615,003	-41.38	10,879,980	9,121,624	-16.16
SINGAPORE	17,677,720	7,509,647	-57.52	173,103,656	211,900,046	22.41
PHILIPPINES	452,041	258,523	-42.81	4,832,158	6,774,665	40.20
MALAYSIA	1,126,491	961,809	-14.62	18,795,280	16,076,086	-14.47
MYANMAR (FORM. BURMA)	54,214	81,405	50.15	127,418	477,740	274.94
CAMBODIA	9,511	0	-100.00	307,007	0	-100.00
BRUNEI DARUSSALAM	741	0	-100.00	4,655	0	-100.00
NEPAL	467	0	-100.00	2,342	0	-100.00
VIET NAM	438,762	317,708	-27.59	16,246,489	29,253,276	80.06
INDIA	217,209	298,009	37.20	3,923,034	6,686,266	70.44
PAKISTAN	25,789	85,066	229.85	95,796	451,210	371.01
BANGLADESH	9,606	5,048	-47.45	33,624	68,975	105.14
SRI LANKA	35,978	45,809	27.33	143,914	191,511	33.07
IRAQ	1	0	-100.00	25	0	-100.00
IRAN (ISLAMIC REPUBLIC OF)	66,513	69,582	4.61	1,720,520	1,266,299	-26.40



TABEL 5. PERKEMBANGAN EKSPOR INDONESIA MENURUT KOMODITI DAN NEGARA TUJUAN

JENIS BARANG	BERAT BERSIH (KG)		PERUB	NILAI FOB (US \$)		PERUB
	JAN-APR 2006	JAN-APR 2007	%	JAN-APR 2006	JAN-APR 2007	%
(1)	(2)	(3)	(4)	(5)	(6)	(7)
SAUDI ARABIA	790,080	549,896	-30.40	5,355,078	4,587,652	-14.33
KUWAIT	192,548	231,394	20.17	1,744,507	2,499,036	43.25
JORDAN	135,620	60,279	-55.55	785,026	418,864	-46.64
LEBANON	23,932	2,919	-87.80	92,769	186,280	100.80
YEMEN	79,037	138,186	74.84	235,876	585,493	148.22
OMAN	131,705	60,756	-53.87	954,364	620,873	-34.94
SYRIA ARAB REPUBLIC	59,546	63,642	6.88	131,613	190,022	44.38
TURKEY	171,413	133,170	-22.31	6,012,511	4,048,856	-32.66
UNITED ARAB EMIRATES	2,040,554	1,826,625	-10.48	20,814,950	24,129,928	15.93
QATAR	49,606	51,362	3.54	391,557	449,468	14.79
BAHRAIN	0	1	-	0	24	-
CYPRUS	729	852	16.87	15,470	24,457	58.09
EGYPT	142,258	80,446	-43.45	2,176,624	1,728,621	-20.58
LIBYAN ARAB JAMAHIRIYA	49,611	14,312	-71.15	227,088	120,278	-47.03
MOROCCO	55,748	2,689	-95.18	306,423	75,097	-75.49
TUNISIA	0	3,180	-	0	104,800	-
ALGERIA	0	4,676	-	0	108,315	-
SUDAN	7,920	31,697	300.21	13,968	86,540	519.56
ERITREA	951	0	-100.00	33,524	0	-100.00
ETHIOPIA	61,003	31,121	-48.98	152,975	80,152	-47.60
TANZANIA, UNITED REPUBLIC OF	0	2,674	-	0	86,377	-
KENYA	0	2,298	-	0	55,750	-
EQUATORIAL GUINEA	520	0	-100.00	1,095	0	-100.00
TOGO	294	0	-100.00	186	0	-100.00
GHANA	23,638	19,641	-16.91	80,294	58,142	-27.59
LIBERIA	3,352	0	-100.00	13,525	0	-100.00
GUINEA	38,361	21,060	-45.10	88,056	67,500	-23.34
ANGOLA	15,013	12,198	-18.75	20,042	5,865	-70.74
CONGO	0	1,725	-	0	5,040	-
CAMEROON	0	843	-	0	1,383	-
NIGERIA	606,149	640,593	5.68	1,785,457	1,593,865	-10.73
COTE D'IVOIRE	19,800	11,560	-41.62	85,206	34,975	-58.95
SENEGAL	0	2,999	-	0	416,070	-
MAURITANIA	47,317	35,469	-25.04	134,040	97,951	-26.92
BENIN	60	3,695	6,058.33	60	2,814	4,590.00
SEYCHELLES	754	0	-100.00	3,181	0	-100.00
UGANDA	0	80	-	0	270	-
NIGER	0	35	-	0	26	-
DJIBOUTI	18,770	4,875	-74.03	106,145	131,100	23.51
SAO TOME AND PRINCIPE	4,508	0	-100.00	3,500	0	-100.00
SOUTH AFRICA	326,743	128,918	-60.54	3,174,359	2,697,334	-15.03
MAURITIUS	39,424	47	-99.88	176,417	191	-99.89
AUSTRALIA	611,612	507,487	-17.02	8,302,896	11,366,961	36.90
NEW ZEALAND	198,131	130,985	-33.89	1,835,567	4,223,415	130.09
NEW CALEDONIA	14	64	357.14	279	1,388	397.49
VANUATU	0	1,656	-	0	14,065	-
FIJI	12,010	13	-99.89	46,740	210	-99.55
SAMOA	23	0	-100.00	284	0	-100.00
TONGA	27	1,152	4,166.67	348	1,421	308.33
CHRISTMAS ISLANDS	65	0	-100.00	500	0	-100.00
EAST TIMOR	72,849	97,540	33.89	881,960	2,334,208	164.66
UNITED STATES	5,167,842	4,818,384	-6.76	143,275,045	145,580,134	1.61
CANADA	169,248	194,385	14.85	6,928,502	8,135,820	17.43
MEXICO	467,691	177,522	-62.04	5,423,713	10,160,896	87.34
GUATEMALA	11,741	15,348	30.72	88,971	115,001	29.26
HONDURAS	0	2,452	-	0	17,561	-
PANAMA	79,270	68,647	-13.40	1,504,040	2,089,413	38.92
CHILE	1,265	41,188	3,155.97	310,939	731,822	135.36
VENEZUELA	155	501	223.23	39,776	236,357	494.22
ARGENTINA	33,630	43,796	30.23	1,268,471	1,349,999	6.43
BRAZIL	260,553	123,667	-52.54	6,242,836	4,033,175	-35.40
COLOMBIA	4,746	13,468	183.78	160,703	621,274	286.60
BOLIVIA	3,618	0	-100.00	97,391	0	-100.00
URUGUAY	730	7,445	919.86	21,896	163,927	648.66
PARAGUAY	0	1	-	0	3	-
ECUADOR	1,580	0	-100.00	13,682	0	-100.00
PERU	14,315	1,304	-90.89	608,599	566,030	-6.99
PUERTO RICO	3,312	2,148	-35.14	509,353	656,032	28.80
EL SALVADOR	14	1	-92.86	3,262	285	-91.26
COSTA RICA	97	1	-98.97	25,199	285	-98.87
CAPE VERDE	535	0	-100.00	1,638	0	-100.00
MARTINIQUE	0	398	-	0	3,165	-
NETHERLANDS ANTILLES	1,019	0	-100.00	77,883	0	-100.00
UNITED KINGDOM	1,071,429	1,457,718	36.05	8,186,620	14,899,998	82.00
NETHERLANDS	873,558	888,446	1.70	37,765,774	20,987,249	-44.43
FRANCE	303,543	326,060	7.42	3,786,718	5,992,205	58.24
GERMANY, FED. REP. OF	928,730	2,070,788	122.97	28,899,061	31,877,683	10.31
AUSTRIA	11,796	24,428	107.09	339,753	240,404	-29.24

TABEL 5. PERKEMBANGAN EKSPOR INDONESIA MENURUT KOMODITI DAN NEGARA TUJUAN

JENIS BARANG	BERAT BERSIH (KG)		PERUB	NILAI FOB (US \$)		PERUB
	JAN-APR 2006	JAN-APR 2007	%	JAN-APR 2006	JAN-APR 2007	%
(1)	(2)	(3)	(4)	(5)	(6)	(7)
BELGIUM	3,293,959	3,177,043	-3.55	72,246,834	80,391,080	11.27
SWITZERLAND	11,439	14,055	22.87	317,752	758,379	138.67
DENMARK	18,991	27,267	43.58	671,982	218,349	-67.51
NORWAY	11,153	11,760	5.44	14,194	18,534	30.58
SWEDEN	97,949	134,469	37.28	2,727,523	1,854,026	-32.03
FINLAND	472,690	1,024,224	116.68	10,431,182	23,798,780	128.15
IRELAND	55	2,130	3,772.73	1,469	32,544	2,115.38
ITALY	438,540	546,537	24.63	10,312,515	12,663,689	22.80
SPAIN	236,735	175,306	-25.95	4,267,578	4,109,581	-3.70
PORTUGAL	0	11,441	-	0	321,344	-
GREECE	23,503	6,597	-71.93	141,021	295,962	109.87
ANDORRA	1,991	0	-100.00	27,366	0	-100.00
DEMOCRATIC REPUBLIC OF THE CONG	7,980	140	-98.25	33,976	1,238	-96.36
HUNGARY	241,152	187,168	-22.39	1,053,433	1,468,814	39.43
POLAND	43,980	71,887	63.45	1,265,755	3,199,660	152.79
ROMANIA	15,809	28,729	81.73	2,789,808	644,153	-76.91
BULGARIA	39,978	3,076	-92.31	711,662	257,240	-63.85
YUGOSLAVIA	11,575	16,447	42.09	365,388	364,133	-0.34
ALBANIA	0	1,232	-	0	27,534	-
ARMENIA	4,224	0	-100.00	127,613	0	-100.00
UKRAINE	286,146	107,586	-62.40	1,158,516	457,848	-60.48
LITHUANIA	1	0	-100.00	8	0	-100.00
LATVIA	44	0	-100.00	16,260	0	-100.00
ESTONIA	9,005	10,785	19.77	44,848	52,185	16.36
CROATIA	7,047	11,998	70.26	206,362	321,067	55.58
SLOVAKIA	5,681	51,353	803.94	64,602	1,695,753	2,524.92
SLOVENIA	5,089	0	-100.00	138,175	0	-100.00
CZECH REPUBLIC	38,807	399,222	928.74	941,406	12,430,287	1,220.40
REP. OF MACEDONIA	0	2,957	-	0	66,882	-
RUSSIA FEDERATION	1,240,970	1,390,208	12.03	6,415,493	7,827,875	22.02
<b>-FOTOGRAFI DAN OPTIK</b>	<b>1,091,211</b>	<b>1,849,828</b>	<b>69.52</b>	<b>66,990,456</b>	<b>66,566,688</b>	<b>-0.63</b>
JAPAN	45,381	36,192	-20.25	4,660,126	3,980,342	-14.59
HONG KONG	14,509	23,337	60.84	1,426,907	1,978,882	38.68
KOREA, REPUBLIC OF	4,659	1,394	-70.08	148,112	48,818	-67.04
TAIWAN	8,736	1,578	-81.94	1,451,708	131,965	-90.91
CHINA	7,675	20,916	172.52	1,801,911	1,782,385	-1.08
THAILAND	26,301	2,896	-88.99	176,994	124,067	-29.90
SINGAPORE	448,735	429,543	-4.28	38,648,845	29,764,440	-22.99
PHILIPPINES	717	5,200	625.24	74,514	1,612,810	2,064.44
MALAYSIA	6,470	14,312	121.21	208,350	432,791	107.72
MYANMAR (FORM. BURMA)	39	0	-100.00	8,342	0	-100.00
NEPAL	0	1,243	-	0	25,459	-
VIET NAM	2,415	1,555	-35.61	141,352	68,811	-51.32
INDIA	20,878	25,849	23.81	451,082	647,171	43.47
PAKISTAN	6,949	2,352	-66.15	28,976	12,044	-58.43
BANGLADESH	1,648	2,950	79.00	8,744	13,011	48.80
SRI LANKA	1,212	1,170	-3.47	24,526	18,994	-22.56
SAUDI ARABIA	290	2,332	704.14	2,447	45,887	1,775.23
KUWAIT	10	0	-100.00	171	0	-100.00
LEBANON	364	13	-96.43	14,157	3,438	-75.72
SYRIA ARAB REPUBLIC	352	1,288	265.91	4,827	6,300	30.52
TURKEY	54	327	505.56	10,149	10,331	1.79
UNITED ARAB EMIRATES	2,489	4,520	81.60	112,384	126,740	12.77
EGYPT	463	2,356	408.86	751	39,236	5,124.50
NIGERIA	205	250	21.95	173	2,332	1,247.98
SOUTH AFRICA	32	631	1,871.88	605	13,690	2,162.81
MAURITIUS	68	150	120.59	929	6,035	549.62
AUSTRALIA	971	1,547	59.32	33,828	53,499	58.15
NEW ZEALAND	141	60	-57.45	2,272	1,175	-48.28
VANUATU	763	90	-88.20	9,453	283	-97.01
SOLOMON ISLANDS	771	0	-100.00	2,166	0	-100.00
UNITED STATES	383,768	761,626	98.46	11,254,552	15,528,299	37.97
CANADA	2,275	408,838	17,870.90	383,334	1,603,344	318.26
MEXICO	4,131	0	-100.00	30,419	0	-100.00
VENEZUELA	1,319	0	-100.00	60,175	0	-100.00
ARGENTINA	1,158	0	-100.00	15,390	0	-100.00
BRAZIL	4,095	2,122	-48.18	89,795	18,837	-79.02
COLOMBIA	4,869	1,676	-65.58	108,439	87,662	-19.16
ECUADOR	0	149	-	0	38,805	-
PERU	2,178	0	-100.00	26,669	0	-100.00
PUERTO RICO	0	769	-	0	2,617	-
DOMINICAN REPUBLIC	1,620	1,280	-20.99	41,301	45,285	9.65
COSTA RICA	1,341	792	-40.94	19,964	26,684	33.66
ARUBA	0	22	-	0	340	-
NETHERLANDS ANTILLES	0	256	-	0	65,947	-
UNITED KINGDOM	23,059	20,527	-10.98	580,259	480,349	-17.22
NETHERLANDS	772	867	12.31	96,478	90,921	-5.76

TABEL 5. PERKEMBANGAN EKSPOR INDONESIA MENURUT KOMODITI DAN NEGARA TUJUAN

JENIS BARANG	BERAT BERSIH (KG)		PERUB	NILAI FOB (US \$)		PERUB
	JAN-APR 2006	JAN-APR 2007	%	JAN-APR 2006	JAN-APR 2007	%
	(1)	(2)	(3)	(4)	(5)	(6)
FRANCE	338	4,306	1,173.96	6,869	146,116	2,027.18
GERMANY, FED. REP. OF	53,404	50,268	-5.87	4,634,287	6,699,880	44.57
BELGIUM	0	36	-	0	1,437	-
SWITZERLAND	0	315	-	0	6,340	-
LUXEMBOURG	268	0	-100.00	44,828	0	-100.00
DENMARK	431	888	106.03	4,200	37,260	787.14
NORWAY	0	2,440	-	0	454,350	-
SWEDEN	0	2	-	0	10	-
FINLAND	43	28	-34.88	3,999	11,208	180.27
ITALY	469	1,544	229.21	12,170	38,673	217.77
SPAIN	1,530	1,906	24.58	88,149	135,049	53.21
PORTUGAL	0	2,905	-	0	34,858	-
GREECE	229	620	170.74	3,437	158	-95.40
HUNGARY	190	0	-100.00	4,685	0	-100.00
ROMANIA	27	5	-81.48	7,589	1,989	-73.79
BULGARIA	0	118	-	0	5,097	-
YUGOSLAVIA	28	17	-39.29	13,604	5,476	-59.75
SLOVAKIA	0	244	-	0	4,970	-
SLOVENIA	372	45	-87.90	5,063	998	-80.29
CZECH REPUBLIC	0	1,166	-	0	42,793	-
<b>-ALAT UKUR</b>	<b>80,278</b>	<b>308,008</b>	<b>283.68</b>	<b>1,910,903</b>	<b>3,509,752</b>	<b>83.67</b>
JAPAN	84	95	13.10	18,543	14,675	-20.86
HONG KONG	266	1,420	433.83	35,110	165,897	372.51
TAIWAN	0	41	-	0	140	-
CHINA	748	113,295	15,046.39	372	438,713	117,833.60
PAPUA NEW GUINEA	927	0	-100.00	1,191	0	-100.00
THAILAND	642	42	-93.46	162,826	3,195	-98.04
SINGAPORE	50,606	110,699	118.75	700,942	1,411,483	101.37
PHILIPPINES	24	0	-100.00	150	0	-100.00
MALAYSIA	6,090	32,066	426.54	60,694	131,056	115.93
BRUNEI DARUSSALAM	20	0	-100.00	500	0	-100.00
VIET NAM	0	4,000	-	0	113,762	-
PAKISTAN	100	0	-100.00	450	0	-100.00
YEMEN	0	7,399	-	0	8,596	-
OMAN	200	0	-100.00	689	0	-100.00
UNITED ARAB EMIRATES	941	1,711	81.83	30,979	54,309	75.31
QATAR	0	1,175	-	0	349,001	-
EGYPT	0	90	-	0	28,647	-
GUINEA	47	0	-100.00	130	0	-100.00
CONGO	0	102	-	0	500	-
AUSTRALIA	1,051	860	-18.17	22,010	18,945	-13.93
NEW ZEALAND	0	3	-	0	401	-
UNITED STATES	2,271	3,551	56.36	74,382	93,663	25.92
CANADA	0	900	-	0	22,000	-
COLOMBIA	0	2,999	-	0	6,482	-
UNITED KINGDOM	2,029	16,353	705.96	168,465	222,143	31.86
NETHERLANDS	1,369	3	-99.78	73,945	12,061	-83.69
FRANCE	651	69	-89.40	84,869	527	-99.38
GERMANY, FED. REP. OF	4,428	3,116	-29.63	64,388	27,526	-57.25
BELGIUM	0	4,200	-	0	12,084	-
SWITZERLAND	0	1,266	-	0	5,947	-
DENMARK	35	0	-100.00	4,597	0	-100.00
NORWAY	0	760	-	0	98,667	-
IRELAND	1,860	0	-100.00	138,616	0	-100.00
GREECE	2,214	0	-100.00	150,964	0	-100.00
DEMOCRATIC REPUBLIC OF THE CONG	0	450	-	0	18,960	-
UKRAINE	3,540	0	-100.00	108,087	0	-100.00
LITHUANIA	135	0	-100.00	8,004	0	-100.00
RUSSIA FEDERATION	0	1,343	-	0	250,372	-
<b>-LONCENG, ARLOJI DAN BAGIANNYA</b>	<b>1,824,176</b>	<b>1,750,287</b>	<b>-4.05</b>	<b>20,668,944</b>	<b>29,082,209</b>	<b>40.70</b>
JAPAN	68,368	75,607	10.59	1,151,310	1,860,402	61.59
HONG KONG	159,671	87,727	-45.06	1,524,183	2,051,577	34.60
KOREA, REPUBLIC OF	4,337	2,694	-37.88	87,627	71,311	-18.62
TAIWAN	127,612	247,291	93.78	569,684	995,775	74.79
CHINA	11,154	17,460	56.54	103,476	166,611	61.01
MACAU	5,741	6,301	9.75	59,060	83,499	41.38
PAPUA NEW GUINEA	2,074	3,761	81.34	8,057	12,102	50.20
THAILAND	51,617	13,772	-73.32	499,121	459,096	-8.02
SINGAPORE	189,860	126,310	-33.47	3,084,083	7,521,379	143.88
PHILIPPINES	22,284	70,741	217.45	255,732	1,078,160	321.60
MALAYSIA	238,829	38,354	-83.94	1,390,988	1,097,395	-21.11
MYANMAR (FORM. BURMA)	0	904	-	0	4,180	-
CAMBODIA	16,851	0	-100.00	114,378	0	-100.00
BRUNEI DARUSSALAM	3,729	0	-100.00	60,250	0	-100.00
VIET NAM	92,756	119,590	28.93	1,016,579	2,111,102	107.67
INDIA	149,761	275,035	83.65	1,153,790	2,194,867	90.23

TABEL 5. PERKEMBANGAN EKSPOR INDONESIA MENURUT KOMODITI DAN NEGARA TUJUAN

JENIS BARANG	BERAT BERSIH (KG)		PERUB	NILAI FOB (US \$)		PERUB
	JAN-APR 2006	JAN-APR 2007	%	JAN-APR 2006	JAN-APR 2007	%
(1)	(2)	(3)	(4)	(5)	(6)	(7)
PAKISTAN	1,088	1	-99.91	19,583	217	-98.89
SRI LANKA	1,321	4,463	237.85	11,859	57,349	383.59
SAUDI ARABIA	890	222	-75.06	5,805	184	-96.83
KUWAIT	229	0	-100.00	5,670	0	-100.00
YEMEN	62,352	525	-99.16	521,581	3,150	-99.40
OMAN	5,940	19,586	229.73	65,408	60,436	-7.60
UNITED ARAB EMIRATES	3,381	3,035	-10.23	206,123	154,796	-24.90
QATAR	960	0	-100.00	4,348	0	-100.00
BAHRAIN	0	297	-	0	1,350	-
MOROCCO	60,729	52,765	-13.11	486,418	387,354	-20.37
TUNISIA	0	45	-	0	1,242	-
TANZANIA, UNITED REPUBLIC OF	6	0	-100.00	1,438	0	-100.00
MADAGASCAR	789	5	-99.37	6,216	78	-98.75
KENYA	0	47	-	0	883	-
REUNION	0	416	-	0	497	-
TOGO	3,915	0	-100.00	25,194	0	-100.00
GUINEA	9,182	4	-99.96	7,136	25	-99.65
CONGO	0	182	-	0	43	-
CAMEROON	477	0	-100.00	37,000	0	-100.00
NIGERIA	8	18,368	229,500.00	50	128,883	257,666.00
GABON	977	0	-100.00	8,638	0	-100.00
COTE D'IVOIRE	29,866	33,872	13.41	227,386	357,610	57.27
SENEGAL	33,371	36,801	10.28	220,519	210,284	-4.64
BURKINA FASO	15,950	22,921	43.71	130,313	263,858	102.48
NIGER	6,525	0	-100.00	55,593	0	-100.00
SOUTH AFRICA	7,018	17,212	145.26	36,396	225,335	519.12
MAURITIUS	0	4	-	0	19	-
AUSTRALIA	62,065	88,046	41.86	870,680	1,061,860	21.96
NEW ZEALAND	6,135	7,582	23.59	96,444	106,738	10.67
FIJI	6,223	1	-99.98	53,520	1	-100.00
EAST TIMOR	0	48	-	0	6,299	-
UNITED STATES	124,319	105,347	-15.26	3,311,005	1,975,162	-40.35
CANADA	3,464	1,001	-71.10	49,350	55,344	12.15
MEXICO	14,106	6,684	-52.62	240,915	159,398	-33.84
PANAMA	22	0	-100.00	79	0	-100.00
CUBA	0	59	-	0	1,530	-
CHILE	4,244	10,235	141.16	72,339	197,674	173.26
VENEZUELA	0	20	-	0	428	-
ARGENTINA	3	0	-100.00	82	0	-100.00
BRAZIL	10,553	974	-90.77	160,364	6,093	-96.20
COLOMBIA	0	351	-	0	6,362	-
HAITI	0	1,035	-	0	13,166	-
UNITED KINGDOM	39,669	69,281	74.65	662,405	979,514	47.87
NETHERLANDS	379	214	-43.54	18,930	15,867	-16.18
FRANCE	7,509	14,685	95.57	79,026	609,864	671.73
GERMANY, FED. REP. OF	33,132	60,811	83.54	785,000	1,051,580	33.96
AUSTRIA	404	57	-85.89	4,394	2,997	-31.79
BELGIUM	8	1,265	15,712.50	14	133	850.00
SWITZERLAND	111	284	155.86	3,379	23,590	598.14
DENMARK	25	8	-68.00	5,000	5,200	4.00
SWEDEN	0	287	-	0	14,317	-
FINLAND	53	88	66.04	1,226	2,747	124.06
ITALY	935	536	-42.67	22,661	8,484	-62.56
SPAIN	1,201	1,824	51.87	22,701	31,663	39.48
PORTUGAL	119,088	33,487	-71.88	1,024,482	737,072	-28.05
DEMOCRATIC REPUBLIC OF THE CONC	0	317	-	0	2,800	-
HUNGARY	486	369	-24.07	11,148	6,865	-38.42
ROMANIA	0	60	-	0	1,328	-
MOLDOVA, REPUBLIC OF	196	23,203	11,738.27	6,930	189,604	2,635.99
GEORGIA	0	18,155	-	0	163,900	-
SLOVAKIA	70	0	-100.00	5,372	0	-100.00
CZECH REPUBLIC	0	7,601	-	0	82,536	-
SOUTH GEORGIA AND THE SOUTH SA	1	0	-100.00	14	0	-100.00
REP. OF MACEDONIA	157	0	-100.00	492	0	-100.00
RUSSIA FEDERATION	0	54	-	0	1,044	-
<b>-COKLAT OLAHAN</b>	<b>36,035,131</b>	<b>43,610,261</b>	<b>21.02</b>	<b>74,302,960</b>	<b>90,985,579</b>	<b>22.45</b>
JAPAN	653,686	457,855	-29.96	1,596,617	1,297,376	-18.74
HONG KONG	64,434	80,929	25.60	168,985	182,596	8.05
KOREA, REPUBLIC OF	323,442	455,195	40.73	271,848	1,011,745	272.17
TAIWAN	100,594	34,726	-65.48	198,243	87,233	-56.00
CHINA	1,114,370	1,140,057	2.31	685,794	931,387	35.81
PAPUA NEW GUINEA	8,754	1,859	-78.76	7,791	2,550	-67.27
THAILAND	705,254	1,087,313	54.17	1,425,622	1,750,725	22.80
SINGAPORE	647,051	710,639	9.83	1,012,100	1,300,946	28.54
PHILIPPINES	2,398,611	3,154,941	31.53	1,882,437	2,396,374	27.30
MALAYSIA	958,912	5,046,987	426.32	1,247,277	2,938,558	135.60
MYANMAR (FORM. BURMA)	0	5,000	-	0	5,181	-

TABEL 5. PERKEMBANGAN EKSPOR INDONESIA MENURUT KOMODITI DAN NEGARA TUJUAN

JENIS BARANG	BERAT BERSIH (KG)		PERUB	NILAI FOB (US \$)		PERUB
	JAN-APR 2006	JAN-APR 2007	%	JAN-APR 2006	JAN-APR 2007	%
(1)	(2)	(3)	(4)	(5)	(6)	(7)
CAMBODIA	13,700	0	-100.00	18,640	0	-100.00
BRUNEI DARUSSALAM	10,198	42,256	314.36	22,162	94,990	328.62
VIET NAM	60,547	23,982	-60.39	85,973	35,923	-58.22
MALDIVES	2,322	11,121	378.94	2,400	23,599	883.29
INDIA	499,267	318,889	-36.13	492,651	319,210	-35.21
PAKISTAN	110,170	278,260	152.57	97,804	224,577	129.62
BANGLADESH	9,055	19,006	109.90	3,600	42,410	1,078.06
SRI LANKA	33,918	94,797	179.49	42,175	99,781	136.59
IRAN (ISLAMIC REPUBLIC OF)	448,999	15,753	-96.49	398,240	30,741	-92.28
SAUDI ARABIA	7,179	45,092	528.11	27,463	96,750	252.29
KUWAIT	30,486	58,171	90.81	60,075	101,067	68.23
JORDAN	499	186	-62.73	2,240	577	-74.24
YEMEN	17,091	42,562	149.03	19,780	61,250	209.66
OMAN	0	7,381	-	0	15,406	-
SYRIA ARAB REPUBLIC	197,999	0	-100.00	118,460	0	-100.00
TURKEY	199,300	379,000	90.17	121,641	280,250	130.39
UNITED ARAB EMIRATES	795,546	894,218	12.40	2,815,849	2,964,766	5.29
QATAR	74	189	155.41	311	798	156.59
BAHRAIN	10,672	56,115	425.82	23,478	135,138	475.59
EGYPT	145,200	161,200	11.02	433,078	528,722	22.08
MOROCCO	525	0	-100.00	525	0	-100.00
SUDAN	69	194	181.16	715	896	25.31
MADAGASCAR	10,374	51,949	400.76	15,628	48,498	210.33
KENYA	50,516	70,967	40.48	162,703	191,754	17.86
TOGO	43,200	0	-100.00	61,200	0	-100.00
GUINEA	2,084	0	-100.00	3,150	0	-100.00
CAMEROON	0	15,210	-	0	22,815	-
SIERRA LEONE	0	14,000	-	0	10,640	-
MAURITANIA	14,400	15,210	5.63	20,800	22,604	8.67
GAMBIA	0	354	-	0	663	-
SEYCHELLES	0	3,564	-	0	14,756	-
CENTRAL AFRICAN REPUBLIC	23,000	0	-100.00	8,510	0	-100.00
SOUTH AFRICA	999,896	1,009,858	1.00	1,952,695	2,100,100	7.55
MAURITIUS	2,462	103,123	4,088.59	6,444	193,931	2,909.48
AUSTRALIA	3,163,443	2,944,587	-6.92	9,601,340	9,560,433	-0.43
NEW ZEALAND	466,000	380,472	-18.35	1,089,580	819,404	-24.80
VANUATU	4,402	4,643	5.47	8,037	14,119	75.68
FIJI	28,324	20,540	-27.48	65,041	54,736	-15.84
SAMOA	684	0	-100.00	3,821	0	-100.00
SOLOMON ISLANDS	1,392	4,097	194.32	2,612	7,717	195.44
TONGA	8,783	2,101	-76.08	13,019	4,826	-62.93
EAST TIMOR	13,414	0	-100.00	15,931	0	-100.00
UNITED STATES	7,145,197	7,555,778	5.75	23,670,098	25,633,570	8.30
CANADA	200,522	0	-100.00	701,289	0	-100.00
MEXICO	720,200	615,000	-14.61	427,175	397,590	-6.93
CHILE	0	64,000	-	0	38,140	-
VENEZUELA	0	12,800	-	0	7,040	-
ARGENTINA	0	447,039	-	0	239,914	-
BRAZIL	502,021	1,362,220	171.35	312,855	775,810	147.98
COLOMBIA	0	20,000	-	0	12,700	-
URUGUAY	0	459,999	-	0	187,800	-
JAMAICA	8,777	0	-100.00	22,703	0	-100.00
FRENCH POLYNESIA	1,660	0	-100.00	3,252	0	-100.00
UNITED KINGDOM	101,600	248,443	144.53	355,600	697,735	96.21
NETHERLANDS	1,815,850	2,540,285	39.90	6,133,095	9,473,628	54.47
FRANCE	2,164,000	3,130,300	44.65	7,882,624	12,721,633	61.39
GERMANY, FED. REP. OF	267,600	1,004,000	275.19	97,076	2,221,475	2,188.39
BELGIUM	1,846,800	2,292,000	24.11	6,155,437	6,665,463	8.29
SWITZERLAND	525	575	9.52	8,663	12,588	45.31
SWEDEN	9,054	0	-100.00	22,892	0	-100.00
ITALY	0	95	-	0	3	-
SPAIN	6,244,030	4,213,150	-32.53	1,816,780	1,626,169	-10.49
PORTUGAL	0	2,668	-	0	4,000	-
GREECE	80,000	63,000	-21.25	22,830	27,090	18.66
HUNGARY	49,000	42,807	-12.64	28,519	47,338	65.99
POLAND	16,000	0	-100.00	6,120	0	-100.00
BULGARIA	56,998	16,000	-71.93	19,430	9,600	-50.59
ARMENIA	0	35	-	0	178	-
UKRAINE	44,999	83,499	85.56	24,156	50,315	108.29
UZBEKISTAN	34,000	0	-100.00	16,456	0	-100.00
LITHUANIA	264,000	56,000	-78.79	211,200	42,560	-79.85
LATVIA	0	14,000	-	0	10,780	-
ESTONIA	25,000	0	-100.00	10,625	0	-100.00
CROATIA	0	42,000	-	0	25,130	-
RUSSIA FEDERATION	37,000	60,020	62.22	39,600	28,812	-27.24
<b>-GULA TETES</b>	<b>148,033,480</b>	<b>68,611,888</b>	<b>-53.65</b>	<b>14,313,328</b>	<b>5,232,194</b>	<b>-63.45</b>
HONG KONG	19,800	0	-100.00	8,712	0	-100.00

TABEL 5. PERKEMBANGAN EKSPOR INDONESIA MENURUT KOMODITI DAN NEGARA TUJUAN

JENIS BARANG	BERAT BERSIH (KG)		PERUB	NILAI FOB (US \$)		PERUB
	JAN-APR 2006	JAN-APR 2007	%	JAN-APR 2006	JAN-APR 2007	%
(1)	(2)	(3)	(4)	(5)	(6)	(7)
KOREA, REPUBLIC OF	77,902,199	35,800,001	-54.04	8,379,077	2,452,873	-70.73
TAIWAN	0	22,553,376	-	0	1,876,595	-
PAPUA NEW GUINEA	0	3,084	-	0	7,070	-
SINGAPORE	17,748	10,079	-43.21	10,171	9,506	-6.54
MALAYSIA	58,986	83,578	41.69	10,354	22,105	113.49
VIET NAM	70,033,986	10,160,358	-85.49	5,903,764	861,579	-85.41
MALDIVES	761	0	-100.00	1,250	0	-100.00
AUSTRALIA	0	1,406	-	0	2,398	-
UNITED STATES	0	6	-	0	68	-
<b>-KERUPUK UDANG</b>	<b>1,773,220</b>	<b>2,251,236</b>	<b>26.96</b>	<b>2,536,388</b>	<b>3,816,346</b>	<b>50.46</b>
JAPAN	50,305	46,259	-8.04	87,173	74,865	-14.12
HONG KONG	57,819	47,738	-17.44	84,531	337,495	299.26
KOREA, REPUBLIC OF	286,700	181,721	-36.62	410,057	262,220	-36.05
TAIWAN	27,317	45,338	65.97	25,700	15,073	-41.35
SINGAPORE	34,488	27,954	-18.95	42,813	49,678	16.03
MALAYSIA	62,395	66,535	6.64	48,716	42,381	-13.00
INDIA	443	0	-100.00	867	0	-100.00
SAUDI ARABIA	144,215	46,577	-67.70	139,588	52,761	-62.20
UNITED ARAB EMIRATES	999	24,947	2,397.20	2,260	29,517	1,206.06
AUSTRALIA	7,530	64,152	751.95	13,536	121,248	795.74
NEW ZEALAND	0	40,217	-	0	59,649	-
UNITED STATES	36,858	41,648	13.00	91,589	113,209	23.61
CANADA	36	1,500	4,066.67	288	3,760	1,205.56
UNITED KINGDOM	150,380	206,636	37.41	187,517	316,060	68.55
NETHERLANDS	765,941	1,237,573	61.58	1,197,354	2,062,256	72.23
FRANCE	72,825	105,856	45.36	120,425	207,305	72.14
BELGIUM	26,977	41,465	53.71	19,062	32,906	72.63
SPAIN	0	11,520	-	0	21,311	-
ROMANIA	47,992	13,600	-71.66	64,912	14,652	-77.43
<b>-BUAH/SAYURAN OLAHAN</b>	<b>148,198,913</b>	<b>135,543,907</b>	<b>-8.54</b>	<b>79,862,405</b>	<b>84,330,869</b>	<b>5.60</b>
JAPAN	5,629,422	5,187,151	-7.86	4,704,573	4,685,549	-0.40
HONG KONG	902,509	1,087,049	20.45	1,311,744	1,382,144	5.37
KOREA, REPUBLIC OF	621,224	2,350,539	278.37	449,465	1,411,985	214.15
TAIWAN	2,141,877	3,519,831	64.33	871,258	1,444,065	65.74
CHINA	3,516,088	3,121,009	-11.24	583,721	712,286	22.03
PAPUA NEW GUINEA	700	0	-100.00	1,426	0	-100.00
THAILAND	371,140	27,693	-92.54	81,641	26,281	-67.81
SINGAPORE	25,119,372	31,054,717	23.63	15,470,675	19,135,872	23.69
PHILIPPINES	4,033,392	86,294	-97.86	1,710,132	98,762	-94.22
MALAYSIA	30,662,269	25,933,058	-15.42	4,105,868	4,068,810	-0.90
CAMBODIA	177,000	11	-99.99	1,680	20	-98.81
BRUNEI DARUSSALAM	984	48,173	4,795.63	2,691	98,307	3,553.18
NEPAL	259,726	69,813	-73.12	193,558	100,121	-48.27
VIET NAM	1,911,231	5,300,681	177.34	1,336,713	3,679,174	175.24
MALDIVES	10,482	18,236	73.97	14,954	21,586	44.35
INDIA	8,236,106	22,499,411	173.18	5,578,358	14,945,369	167.92
PAKISTAN	775,504	362,038	-53.32	241,562	231,880	-4.01
BANGLADESH	25,000	0	-100.00	250	0	-100.00
SRI LANKA	0	500	-	0	1,713	-
IRAN (ISLAMIC REPUBLIC OF)	45,450	87,727	93.02	16,300	26,452	62.28
SAUDI ARABIA	243,080	204,413	-15.91	224,326	235,417	4.94
KUWAIT	42,073	124,658	196.29	17,039	67,556	296.48
JORDAN	0	164,589	-	0	233,441	-
LEBANON	42,210	155,375	268.10	220,743	651,345	195.07
YEMEN	9,205	700	-92.40	4,840	10,848	124.13
SYRIA ARAB REPUBLIC	14,062	57,261	307.20	40,185	246,296	512.91
TURKEY	68,282	225,025	229.55	46,361	149,269	221.97
UNITED ARAB EMIRATES	1,420,528	847,624	-40.33	803,319	664,263	-17.31
QATAR	74,970	25,158	-66.44	31,238	14,592	-53.29
BAHRAIN	132,000	48,600	-63.18	57,840	30,587	-47.12
CYPRUS	0	12,500	-	0	9,375	-
EGYPT	499,176	837,982	67.87	295,204	448,788	52.03
MOROCCO	0	100,000	-	0	64,250	-
TUNISIA	12,500	0	-100.00	2,500	0	-100.00
ALGERIA	0	57,130	-	0	33,790	-
MADAGASCAR	1,781	0	-100.00	4,968	0	-100.00
KENYA	0	12,500	-	0	2,500	-
ANGOLA	25,000	0	-100.00	5,000	0	-100.00
NIGERIA	54,815	0	-100.00	78,946	0	-100.00
SEYCHELLES	2,005	0	-100.00	10,840	0	-100.00
SOUTH AFRICA	274,077	309,934	13.08	178,232	178,581	0.20
MAURITIUS	26,556	26,390	-0.63	24,354	20,882	-14.26
AUSTRALIA	723,291	360,084	-50.22	508,026	267,100	-47.42
NEW ZEALAND	179,628	166,900	-7.09	151,777	151,201	-0.38
MICRONESIA, FEDERATED STATES OF	4,214	0	-100.00	3,284	0	-100.00
GUAM	368	0	-100.00	1,165	0	-100.00

TABEL 5. PERKEMBANGAN EKSPOR INDONESIA MENURUT KOMODITI DAN NEGARA TUJUAN

JENIS BARANG	BERAT BERSIH (KG)		PERUB	NILAI FOB (US \$)		PERUB
	JAN-APR 2006	JAN-APR 2007	%	JAN-APR 2006	JAN-APR 2007	%
	(1)	(2)	(3)	(4)	(5)	(6)
NEW CALEDONIA	0	11,488	-	0	10,160	-
VANUATU	807	868	7.56	1,465	2,542	73.52
COOK ISLANDS	7	0	-100.00	35	0	-100.00
FIJI	636	684	7.55	646	1,228	90.09
SAMOA	562	0	-100.00	3,330	0	-100.00
SOLOMON ISLANDS	1,758	0	-100.00	31,251	0	-100.00
EAST TIMOR	89,470	0	-100.00	35,910	0	-100.00
UNITED STATES	19,617,126	11,999,249	-38.83	16,653,848	15,241,855	-8.48
CANADA	146,668	130,558	-10.98	559,221	495,408	-11.41
MEXICO	92,041	103,340	12.28	101,720	112,400	10.50
PANAMA	16,193	0	-100.00	11,800	0	-100.00
CHILE	1,335,068	464,274	-65.22	707,744	255,310	-63.93
ARGENTINA	2,337,156	1,503,488	-35.67	1,369,134	989,864	-27.70
BRAZIL	177,000	426,000	140.68	102,940	352,520	242.45
URUGUAY	118,057	430,000	264.23	63,775	260,145	307.91
PARAGUAY	25,000	87,500	250.00	18,250	33,438	83.22
PERU	92,472	153,500	66.00	25,660	49,356	92.35
PUERTO RICO	34,320	0	-100.00	29,172	0	-100.00
DOMINICAN REPUBLIC	48,988	0	-100.00	37,721	0	-100.00
FRENCH POLYNESIA	461	10,000	2,069.20	903	8,360	825.80
UNITED KINGDOM	1,038,615	585,637	-43.61	696,293	527,568	-24.23
NETHERLANDS	5,699,487	1,584,763	-72.19	3,436,305	1,362,445	-60.35
FRANCE	744,224	555,494	-25.36	472,284	474,976	0.57
GERMANY, FED. REP. OF	10,600,909	4,405,048	-58.45	4,994,919	2,950,791	-40.92
AUSTRIA	669,386	490,387	-26.74	402,140	273,852	-31.90
BELGIUM	966,184	467,503	-51.61	771,666	406,569	-47.31
SWITZERLAND	15,963	0	-100.00	9,328	0	-100.00
DENMARK	330,999	145,453	-56.06	203,405	65,922	-67.59
NORWAY	964,357	13,620	-98.59	874,914	12,750	-98.54
SWEDEN	597,802	214,468	-64.12	390,589	139,937	-64.17
FINLAND	1,776,105	512,291	-71.16	1,006,096	249,527	-75.20
IRELAND	18,210	60,000	229.49	8,750	27,555	214.91
ITALY	1,630,186	532,720	-67.32	789,849	332,840	-57.86
SPAIN	5,015,962	1,489,561	-70.30	3,545,338	1,208,281	-65.92
PORTUGAL	78,000	112,250	43.91	56,420	81,006	43.58
ICELAND	18,027	0	-100.00	9,302	0	-100.00
GREECE	250,816	244,620	-2.47	147,334	87,295	-40.75
ANDORRA	26,000	0	-100.00	10,400	0	-100.00
HUNGARY	157,872	87,425	-44.62	75,367	52,079	-30.90
POLAND	940,104	1,304,750	38.79	603,415	923,813	53.10
ROMANIA	893,423	0	-100.00	354,057	0	-100.00
BULGARIA	37,000	25,000	-32.43	26,820	5,000	-81.36
YUGOSLAVIA	0	35,202	-	0	16,650	-
ARMENIA	0	12,500	-	0	10,125	-
BELARUS	20,000	0	-100.00	15,200	0	-100.00
KAZAKHSTAN	0	90,000	-	0	71,365	-
UKRAINE	158,937	195,557	23.04	114,771	94,252	-17.88
UZBEKISTAN	0	12,500	-	0	7,625	-
LITHUANIA	0	71,773	-	0	47,518	-
LATVIA	73,756	172,350	133.68	73,491	118,743	61.57
GEORGIA	0	13,850	-	0	3,461	-
CROATIA	12,500	45,000	260.00	2,500	31,725	1,169.00
BOSNIA AND HERZEGOVINA	20,000	13,000	-35.00	15,200	2,500	-83.55
MALTA	60,000	0	-100.00	4,200	0	-100.00
SLOVAKIA	0	25,000	-	0	20,000	-
SLOVENIA	407,051	219,228	-46.14	182,402	139,554	-23.49
CZECH REPUBLIC	136,444	42,622	-68.76	69,924	22,226	-68.21
RUSSIA FEDERATION	2,417,507	1,952,632	-19.23	1,358,445	1,199,876	-11.67
<b>-MINUMAN OLAHAN</b>	<b>18,394,407</b>	<b>23,495,130</b>	<b>27.73</b>	<b>9,503,117</b>	<b>13,138,975</b>	<b>38.26</b>
JAPAN	1,613,099	8,789,198	444.86	1,139,751	4,460,031	291.32
HONG KONG	305,801	438,044	43.24	818,500	670,181	-18.12
KOREA, REPUBLIC OF	15,411	12,042	-21.86	18,699	23,299	24.60
TAIWAN	1,163,161	450,402	-61.28	735,917	330,036	-55.15
CHINA	387	1,183	205.68	2,026	752	-62.88
MONGOLIA	0	16,981	-	0	9,774	-
PAPUA NEW GUINEA	620,142	131,438	-78.81	1,025,101	1,291,319	25.97
THAILAND	91,370	580,576	535.41	123,179	337,780	174.22
SINGAPORE	8,672,520	7,108,850	-18.03	2,611,834	2,407,168	-7.84
PHILIPPINES	315,255	682,311	116.43	162,291	397,270	144.79
MALAYSIA	747,712	811,830	8.58	518,961	868,042	67.27
CAMBODIA	37,102	0	-100.00	13,260	0	-100.00
BRUNEI DARUSSALAM	371,820	417,591	12.31	247,550	224,249	-9.41
VIET NAM	25,216	633,207	2,411.13	44,555	488,132	995.57
MALDIVES	37,566	114,257	204.15	40,338	88,213	118.68
INDIA	5,165	17,932	247.18	8,000	11,250	40.63
PAKISTAN	1,490	0	-100.00	825	0	-100.00
BANGLADESH	9,441	1,801	-80.92	23,422	910	-96.11

TABEL 5. PERKEMBANGAN EKSPOR INDONESIA MENURUT KOMODITI DAN NEGARA TUJUAN

JENIS BARANG	BERAT BERSIH (KG)		PERUB	NILAI FOB (US \$)		PERUB
	JAN-APR 2006	JAN-APR 2007	%	JAN-APR 2006	JAN-APR 2007	%
(1)	(2)	(3)	(4)	(5)	(6)	(7)
SAUDI ARABIA	20,193	83,466	313.34	11,349	49,357	334.90
LEBANON	9,058	24,588	171.45	27,594	78,790	185.53
OMAN	255,859	274,134	7.14	167,477	179,439	7.14
TURKEY	9,360	0	-100.00	26,715	0	-100.00
UNITED ARAB EMIRATES	380,924	438,329	15.07	446,321	431,624	-3.29
QATAR	0	20,324	-	0	13,911	-
BAHRAIN	14,167	0	-100.00	9,550	0	-100.00
TOGO	0	12	-	0	12	-
GHANA	0	17,664	-	0	13,455	-
CAMEROON	2,822	0	-100.00	2,150	0	-100.00
SIERRA LEONE	16,896	17,664	4.55	12,320	13,455	9.21
SENEGAL	0	14,410	-	0	7,281	-
BENIN	0	50,943	-	0	35,158	-
GAMBIA	1,471	1,611	9.52	2,083	3,014	44.70
SOUTH AFRICA	48,354	17,932	-62.92	24,357	9,563	-60.74
COMOROS	0	4,544	-	0	800	-
AUSTRALIA	2,431,334	1,712,472	-29.57	343,061	272,581	-20.54
NEW ZEALAND	1,474	3,433	132.90	2,033	12,875	533.30
MICRONESIA, FEDERATED STATES OF	0	5,127	-	0	10,767	-
GUAM	0	9,692	-	0	9,540	-
NORTHERN MARIANA ISLANDS	15,222	163	-98.93	3,120	360	-88.46
VANUATU	36,741	129,004	251.12	7,576	34,202	351.45
AMERICAN SAMOA	0	75,931	-	0	8,405	-
FIJI	0	13,463	-	0	4,637	-
KIRIBATI	758	0	-100.00	1,044	0	-100.00
SOLOMON ISLANDS	213,076	208,515	-2.14	177,206	50,895	-71.28
TONGA	119,781	898	-99.25	28,620	3,802	-86.72
EAST TIMOR	365,268	5,253	-98.56	56,846	1,499	-97.36
UNITED STATES	167,742	53,335	-68.20	119,263	81,904	-31.32
CANADA	66,672	19,709	-70.44	107,948	37,050	-65.68
DOMINICAN REPUBLIC	0	9,550	-	0	10,200	-
CAPE VERDE	0	15,293	-	0	8,424	-
UNITED KINGDOM	119	9,632	7,994.12	420	9,123	2,072.14
NETHERLANDS	129,732	29,141	-77.54	140,963	22,149	-84.29
GERMANY, FED. REP. OF	28,538	512	-98.21	56,131	620	-98.90
AUSTRIA	110	0	-100.00	349	0	-100.00
BELGIUM	1,978	0	-100.00	10,201	0	-100.00
SWITZERLAND	133	0	-100.00	1,625	0	-100.00
FINLAND	352	0	-100.00	679	0	-100.00
IRELAND	40	68	70.00	31	52	67.74
SPAIN	17,575	14,675	-16.50	138,328	72,525	-47.57
GREECE	6,000	6,000	0.00	43,548	43,100	-1.03
<b>-ROKOK DAN TEMBAKAU OLAHAN</b>	<b>22,647,785</b>	<b>25,977,100</b>	<b>14.70</b>	<b>91,087,826</b>	<b>130,102,036</b>	<b>42.83</b>
JAPAN	78,531	109,544	39.49	894,459	1,625,093	81.68
HONG KONG	3,780	8,643	128.65	35,299	128,846	265.01
KOREA, DEMOCRATIC PEOPLE'S REPL	0	48	-	0	246	-
KOREA, REPUBLIC OF	331	5,217	1,476.13	3,670	28,591	679.05
TAIWAN	14,533	3,263	-77.55	49,666	22,382	-54.93
MACAU	9,679	28,200	191.35	46,650	122,061	161.65
THAILAND	966,042	1,941,130	100.94	3,109,140	7,011,940	125.53
SINGAPORE	1,459,824	1,952,517	33.75	17,120,991	23,710,090	38.49
PHILIPPINES	1,265,362	558,553	-55.86	7,121,348	2,747,522	-61.42
MALAYSIA	2,074,901	4,157,791	100.39	14,893,589	24,316,201	63.27
MYANMAR (FORM. BURMA)	1,104,000	0	-100.00	2,561,280	0	-100.00
CAMBODIA	7,042,593	7,810,815	10.91	22,243,480	28,146,635	26.54
BRUNEI DARUSSALAM	14,019	11,592	-17.31	104,798	92,277	-11.95
LAO PEOPLE'S DEMOCRATIC REPUBLI	0	77	-	0	290	-
VIET NAM	138,429	1,018,471	635.74	1,301,502	5,486,986	321.59
INDIA	739	0	-100.00	5,700	0	-100.00
PAKISTAN	1,200	114,260	9,421.67	4,290	438,479	10,120.96
SRI LANKA	34,662	44,038	27.05	414,658	735,047	77.27
SAUDI ARABIA	29,667	16,233	-45.28	357,940	182,080	-49.13
JORDAN	798,011	273,796	-65.69	2,625,040	1,037,835	-60.46
LEBANON	25,536	38,304	50.00	84,000	143,640	71.00
TURKEY	535,365	829,179	54.88	1,794,590	3,164,290	76.32
UNITED ARAB EMIRATES	92,807	92,545	-0.28	375,773	627,910	67.10
QATAR	225	1,063	372.44	2,660	11,033	314.77
BAHRAIN	77	0	-100.00	1,128	0	-100.00
CYPRUS	0	68	-	0	1,540	-
EGYPT	0	48,728	-	0	110,930	-
TUNISIA	0	51,058	-	0	80,285	-
SOUTH AFRICA	39,915	40,319	1.01	82,004	32,291	-60.62
MAURITIUS	31	0	-100.00	2,494	0	-100.00
AUSTRALIA	386,738	1,532,623	296.29	1,317,193	5,179,373	293.21
EAST TIMOR	7,234	0	-100.00	97,808	0	-100.00
UNITED STATES	2,242,625	1,307,946	-41.68	2,657,755	4,837,750	82.02
CANADA	12,902	34,919	170.65	72,700	151,725	108.70



TABEL 5. PERKEMBANGAN EKSPOR INDONESIA MENURUT KOMODITI DAN NEGARA TUJUAN

JENIS BARANG	BERAT BERSIH (KG)		PERUB	NILAI FOB (US \$)		PERUB
	JAN-APR 2006	JAN-APR 2007	%	JAN-APR 2006	JAN-APR 2007	%
	(1)	(2)	(3)	(4)	(5)	(6)
HONDURAS	18,000	18,060	0.33	33,604	37,581	11.83
NICARAGUA	0	54,142	-	0	142,456	-
CHILE	75	0	-100.00	2,331	0	-100.00
ARGENTINA	83	0	-100.00	3,462	0	-100.00
BRAZIL	0	66,680	-	0	361,798	-
BOLIVIA	0	5,010	-	0	56,400	-
PARAGUAY	35,796	74,094	106.99	612,480	1,080,140	76.36
PUERTO RICO	620,000	215,984	-65.16	299,400	329,371	10.01
DOMINICAN REPUBLIC	43,387	165,346	281.10	520,642	2,893,393	455.74
UNITED KINGDOM	521	164	-68.52	8,988	2,383	-73.49
NETHERLANDS	504,358	353,830	-29.85	2,540,533	2,250,910	-11.40
FRANCE	53,460	36,143	-32.39	69,498	36,655	-47.26
GERMANY, FED. REP. OF	677,106	1,047,852	54.75	1,736,062	4,542,044	161.63
AUSTRIA	208,259	495	-99.76	362,280	7,875	-97.83
BELGIUM	345,366	922,070	166.98	1,578,530	3,445,697	118.29
SWITZERLAND	8,193	23,510	186.95	12,068	42,505	252.21
DENMARK	37,176	47,882	28.80	483,560	844,296	74.60
NORWAY	98,962	118,928	20.18	174,934	350,844	100.56
SPAIN	11,491	131,698	1,046.10	92,843	1,923,380	1,971.65
PORTUGAL	0	43,200	-	0	184,086	-
HUNGARY	0	330	-	0	4,955	-
POLAND	2,274	209,632	9,118.65	17,746	1,009,512	5,588.67
ROMANIA	0	19,800	-	0	98,208	-
ALBANIA	19,800	0	-100.00	38,610	0	-100.00
BELARUS	57,420	0	-100.00	53,856	0	-100.00
KAZAKHSTAN	99,000	19,800	-80.00	162,954	9,900	-93.92
UKRAINE	183,800	76,299	-58.49	321,992	62,900	-80.47
LITHUANIA	0	75	-	0	1,992	-
ESTONIA	12	0	-100.00	210	0	-100.00
CZECH REPUBLIC	648	623	-3.86	10,442	10,488	0.44
RUSSIA FEDERATION	1,242,840	294,513	-76.30	2,569,196	198,899	-92.26
<b>-DAGING TERNAK</b>	<b>1,278,712</b>	<b>1,095,612</b>	<b>-14.32</b>	<b>5,125,696</b>	<b>4,010,074</b>	<b>-21.77</b>
JAPAN	2,171	2,823	30.03	40,664	18,049	-55.61
HONG KONG	67,477	80,206	18.86	160,265	123,977	-22.64
KOREA, REPUBLIC OF	7,580	11,195	47.69	26,329	50,529	91.91
TAIWAN	31	0	-100.00	400	0	-100.00
SINGAPORE	29,818	13,616	-54.34	112,749	24,146	-78.58
PHILIPPINES	2	0	-100.00	30	0	-100.00
MALAYSIA	15,027	5,558	-63.01	16,011	5,607	-64.98
UNITED STATES	39,387	5	-99.99	375,873	11	-100.00
CANADA	16,200	17,868	10.30	62,021	88,131	42.10
UNITED KINGDOM	12,240	0	-100.00	85,779	0	-100.00
NETHERLANDS	221,851	219,582	-1.02	880,202	808,261	-8.17
FRANCE	292,449	198,284	-32.20	1,175,922	838,708	-28.68
BELGIUM	553,468	511,804	-7.53	2,123,847	1,911,411	-10.00
SWITZERLAND	11	34,671	315,090.91	4	141,244	3,531,000.00
SPAIN	21,000	0	-100.00	65,600	0	-100.00
<b>-DAGING UNGGAS</b>	<b>139</b>	<b>28</b>	<b>-79.86</b>	<b>140,623</b>	<b>16,400</b>	<b>-88.34</b>
KOREA, REPUBLIC OF	4	0	-100.00	20	0	-100.00
UNITED STATES	84	0	-100.00	75,600	0	-100.00
CANADA	50	28	-44.00	65,000	16,400	-74.77
NETHERLANDS	1	0	-100.00	3	0	-100.00
<b>-IKAN OLAHAN</b>	<b>48,277,379</b>	<b>50,487,629</b>	<b>4.58</b>	<b>160,555,287</b>	<b>172,456,068</b>	<b>7.41</b>
JAPAN	8,786,236	9,851,995	12.13	30,071,689	31,610,234	5.12
HONG KONG	581,482	504,988	-13.16	3,074,985	2,958,082	-3.80
KOREA, REPUBLIC OF	770,201	1,139,625	47.96	962,022	1,409,122	46.48
TAIWAN	469,006	823,503	75.58	586,721	1,072,242	82.75
CHINA	756,450	362,664	-52.06	838,637	703,784	-16.08
THAILAND	1,210,218	2,237,591	84.89	384,725	703,546	82.87
SINGAPORE	2,662,332	2,933,175	10.17	4,501,265	4,140,319	-8.02
PHILIPPINES	67,890	25,862	-61.91	70,332	45,315	-35.57
MALAYSIA	1,504,274	1,897,869	26.17	885,111	2,041,605	130.66
CAMBODIA	0	12,943	-	0	4,175	-
BRUNEI DARUSSALAM	274	2,946	975.18	286	2,600	809.09
VIET NAM	304,131	316,500	4.07	579,955	622,649	7.36
MALDIVES	937	481	-48.67	1,418	735	-48.17
PAKISTAN	26,000	0	-100.00	20,800	0	-100.00
BANGLADESH	0	260,000	-	0	88,580	-
SRI LANKA	1,006,512	1,332,171	32.36	551,242	902,053	63.64
SAUDI ARABIA	874,801	1,287,934	47.23	2,804,470	4,612,300	64.46
KUWAIT	0	22,770	-	0	34,155	-
JORDAN	1,093,873	856,216	-21.73	2,530,116	2,316,360	-8.45
LEBANON	36,352	16,819	-53.73	72,740	82,263	13.09
YEMEN	0	20,000	-	0	84,200	-
OMAN	0	42,984	-	0	52,830	-

TABEL 5. PERKEMBANGAN EKSPOR INDONESIA MENURUT KOMODITI DAN NEGARA TUJUAN

JENIS BARANG	BERAT BERSIH (KG)		PERUB	NILAI FOB (US \$)		PERUB
	JAN-APR 2006	JAN-APR 2007	%	JAN-APR 2006	JAN-APR 2007	%
(1)	(2)	(3)	(4)	(5)	(6)	(7)
UNITED ARAB EMIRATES	77,860	35,855	-53.95	199,364	197,319	-1.03
CYPRUS	20,004	4,006	-79.97	57,645	11,000	-80.92
EGYPT	24,214	43,194	78.38	50,850	95,118	87.06
LIBYAN ARAB JAMAHIRIYA	1,501,454	1,268,440	-15.52	3,269,262	3,200,212	-2.11
MOROCCO	63,363	45,583	-28.06	78,406	60,500	-22.84
ALGERIA	20,000	24,080	20.40	31,200	31,304	0.33
NAMIBIA	23,900	44,550	86.40	97,990	140,343	43.22
REUNION	33,936	30,489	-10.16	131,762	169,009	28.27
EQUATORIAL GUINEA	0	31,000	-	0	30,900	-
TOGO	0	46,500	-	0	48,160	-
GHANA	77,500	1,324,766	1,609.38	75,250	1,349,357	1,693.17
ANGOLA	0	15,499	-	0	14,993	-
CONGO	0	46,500	-	0	47,800	-
CAMEROON	0	351,292	-	0	365,180	-
NIGERIA	0	15,500	-	0	17,200	-
GABON	0	86,681	-	0	82,084	-
COTE D'IVOIRE	0	62,000	-	0	61,462	-
SENEGAL	0	16,450	-	0	16,354	-
SOUTH AFRICA	12,959	194,481	1,400.74	65,520	362,748	453.64
BURUNDI	16,368	0	-100.00	22,325	0	-100.00
MAURITIUS	40,827	102,304	150.58	46,798	145,748	211.44
AUSTRALIA	554,777	670,647	20.89	1,764,396	2,607,032	47.76
NEW ZEALAND	65,799	76,798	16.72	81,562	225,495	176.47
FIJI	0	111,999	-	0	115,191	-
EAST TIMOR	23,463	20,000	-14.76	45,925	71,263	55.17
UNITED STATES	17,210,095	15,363,769	-10.73	83,288,602	87,259,489	4.77
CANADA	643,725	846,446	31.49	2,453,876	3,259,991	32.85
MEXICO	62,936	109,542	74.05	156,935	302,740	92.91
GUATEMALA	33,293	0	-100.00	38,189	0	-100.00
PANAMA	15,500	14,378	-7.24	17,000	67,375	296.32
CHILE	0	10,713	-	0	6,113	-
TRINIDAD AND TOBAGO	50,415	0	-100.00	20,166	0	-100.00
PUERTO RICO	134,744	178,212	32.26	518,069	820,125	58.30
DOMINICAN REPUBLIC	36,602	0	-100.00	150,064	0	-100.00
MARTINIQUE	82,803	51,476	-37.83	264,033	151,722	-42.54
GUADELOUPE	19,460	0	-100.00	29,190	0	-100.00
UNITED KINGDOM	892,485	599,573	-32.82	2,953,009	3,344,675	13.26
NETHERLANDS	983,459	401,014	-59.22	3,902,647	1,725,030	-55.80
FRANCE	421,664	486,855	15.46	845,616	794,734	-6.02
GERMANY, FED. REP. OF	2,252,810	1,520,855	-32.49	4,521,197	3,105,635	-31.31
AUSTRIA	0	15,857	-	0	34,360	-
BELGIUM	898,572	1,167,737	29.95	3,119,264	5,680,286	82.10
SWITZERLAND	29,608	0	-100.00	49,656	0	-100.00
LUXEMBOURG	39,600	0	-100.00	126,456	0	-100.00
DENMARK	191,251	176,331	-7.80	769,027	842,628	9.57
NORWAY	14,000	0	-100.00	91,400	0	-100.00
SWEDEN	52,429	0	-100.00	248,511	0	-100.00
FINLAND	0	8,860	-	0	22,728	-
IRELAND	18,048	0	-100.00	30,850	0	-100.00
ITALY	435,325	144,757	-66.75	765,358	279,301	-63.51
SPAIN	428,021	225,274	-47.37	683,821	885,898	29.55
PORTUGAL	47,536	0	-100.00	79,528	0	-100.00
GREECE	52,788	3	-99.99	93,487	9	-99.99
DEMOCRATIC REPUBLIC OF THE CONG	0	132,579	-	0	136,934	-
POLAND	69,000	0	-100.00	531,700	0	-100.00
ROMANIA	32,634	0	-100.00	45,298	0	-100.00
BULGARIA	121,062	148,330	22.52	235,697	303,735	28.87
UKRAINE	0	29,043	-	0	62,435	-
LITHUANIA	8,000	0	-100.00	55,100	0	-100.00
MALTA	13,264	0	-100.00	6,632	0	-100.00
SLOVENIA	150,751	16,317	-89.18	226,440	22,802	-89.93
CZECH REPUBLIC	32,634	0	-100.00	45,298	0	-100.00
RUSSIA FEDERATION	95,472	222,058	132.59	238,402	394,402	65.44
<b>-BERAS GILING</b>	<b>379,309</b>	<b>74,461</b>	<b>-80.37</b>	<b>183,713</b>	<b>40,718</b>	<b>-77.84</b>
HONG KONG	278	96	-65.47	625	159	-74.56
TAIWAN	287,899	0	-100.00	122,566	0	-100.00
SINGAPORE	90,000	22,500	-75.00	58,844	15,638	-73.42
MALAYSIA	1,000	51,544	5,054.40	1,579	24,818	1,471.75
SUDAN	0	312	-	0	98	-
EAST TIMOR	107	0	-100.00	72	0	-100.00
NETHERLANDS	25	0	-100.00	27	0	-100.00
FRANCE	0	9	-	0	5	-
<b>-KOPI OLAHAN</b>	<b>1,677</b>	<b>17,974</b>	<b>971.79</b>	<b>1,603</b>	<b>31,738</b>	<b>1,879.91</b>
JAPAN	0	34	-	0	173	-
HONG KONG	1,490	1,425	-4.36	1,510	1,500	-0.66
CHINA	0	50	-	0	50	-

TABEL 5. PERKEMBANGAN EKSPOR INDONESIA MENURUT KOMODITI DAN NEGARA TUJUAN

JENIS BARANG	BERAT BERSIH (KG)		PERUB	NILAI FOB (US \$)		PERUB
	JAN-APR 2006	JAN-APR 2007	%	JAN-APR 2006	JAN-APR 2007	%
(1)	(2)	(3)	(4)	(5)	(6)	(7)
SINGAPORE	0	15,025	-	0	22,515	-
PHILIPPINES	0	1,440	-	0	7,500	-
GERMANY, FED. REP. OF	187	0	-100.00	93	0	-100.00
<b>-TEH OLAHAN</b>	<b>18,329,195</b>	<b>13,767,570</b>	<b>-24.89</b>	<b>24,738,823</b>	<b>24,425,250</b>	<b>-1.27</b>
JAPAN	186,751	260,098	39.28	301,522	510,328	69.25
HONG KONG	737	638	-13.43	3,065	8,874	189.53
KOREA, REPUBLIC OF	1,224	2,725	122.63	5,850	5,086	-13.06
TAIWAN	224,732	152,122	-32.31	540,969	442,433	-18.21
CHINA	21,080	253	-98.80	22,621	1,834	-91.89
MONGOLIA	6,838	7,559	10.54	36,207	40,188	11.00
THAILAND	8,949	9,097	1.65	45,121	48,236	6.90
SINGAPORE	278,619	175,018	-37.18	738,760	494,484	-33.07
PHILIPPINES	12,044	13,158	9.25	97,063	108,331	11.61
MALAYSIA	1,244,885	1,390,994	11.74	1,812,113	2,769,358	52.82
CAMBODIA	0	3,055	-	0	15,523	-
BRUNEI DARUSSALAM	126	0	-100.00	471	0	-100.00
VIET NAM	42,648	95,478	123.87	189,223	441,483	133.31
INDIA	344,280	505,790	46.91	477,235	780,643	63.58
PAKISTAN	2,272,825	1,365,036	-39.94	2,943,236	2,195,462	-25.41
SRI LANKA	42,000	182,429	334.35	63,950	302,937	373.71
AFGHANISTAN	266,558	164,529	-38.28	311,152	204,086	-34.41
IRAQ	12,582	0	-100.00	19,432	0	-100.00
IRAN (ISLAMIC REPUBLIC OF)	80,450	32,960	-59.03	92,521	54,157	-41.47
SAUDI ARABIA	31,678	6,631	-79.07	89,643	32,919	-63.28
KUWAIT	10,400	0	-100.00	11,190	0	-100.00
YEMEN	21,820	0	-100.00	46,222	0	-100.00
TURKEY	63,280	32,960	-47.91	80,484	55,324	-31.26
UNITED ARAB EMIRATES	414,644	316,601	-23.65	718,729	487,406	-32.19
EGYPT	378,060	34,900	-90.77	476,783	48,316	-89.87
AUSTRALIA	603,585	704,353	16.69	1,927,248	2,695,720	39.87
NEW ZEALAND	158,426	151,948	-4.09	436,131	494,270	13.33
GUAM	12	0	-100.00	251	0	-100.00
FIJI	42,840	11,000	-74.32	44,696	16,830	-62.35
SOLOMON ISLANDS	0	2,956	-	0	3,177	-
EAST TIMOR	2,038	0	-100.00	1,823	0	-100.00
UNITED STATES	1,348,588	1,482,540	9.93	1,404,469	2,053,537	46.21
CANADA	131,121	104,140	-20.58	134,187	137,142	2.20
SURINAME	0	5,023	-	0	42,693	-
CHILE	130,760	100,920	-22.82	186,490	169,419	-9.15
PUERTO RICO	540	0	-100.00	756	0	-100.00
UNITED KINGDOM	3,486,404	2,359,057	-32.34	4,275,706	3,536,005	-17.30
NETHERLANDS	1,349,423	1,369,031	1.45	1,415,571	2,084,774	47.27
GERMANY, FED. REP. OF	519,453	227,719	-56.16	527,761	325,312	-38.36
BELGIUM	12,500	0	-100.00	11,088	0	-100.00
FINLAND	0	761,632	-	0	1,189,963	-
IRELAND	86,520	0	-100.00	137,610	0	-100.00
ITALY	83	595	616.87	207	1,398	575.36
POLAND	680,760	370,574	-45.56	877,967	621,870	-29.17
KAZAKHSTAN	71,520	0	-100.00	79,152	0	-100.00
KYRGYZSTAN	24,480	24,480	0.00	28,152	37,050	31.61
UKRAINE	294,090	169,340	-42.42	301,702	185,731	-38.44
UZBEKISTAN	81,090	54,272	-33.07	120,816	89,006	-26.33
RUSSIA FEDERATION	3,337,752	1,115,959	-66.57	3,703,478	1,693,945	-54.26
<b>-GULA PASIR</b>	<b>49,758</b>	<b>97,851</b>	<b>96.65</b>	<b>61,128</b>	<b>112,569</b>	<b>84.15</b>
JAPAN	0	813	-	0	6,372	-
HONG KONG	2,729	6,085	122.98	4,904	9,821	100.27
KOREA, REPUBLIC OF	0	1,157	-	0	3,704	-
SINGAPORE	213	5,942	2,689.67	196	3,907	1,893.37
MALAYSIA	4,749	19,466	309.90	5,279	14,364	172.10
SAUDI ARABIA	306	0	-100.00	700	0	-100.00
UNITED ARAB EMIRATES	168	0	-100.00	400	0	-100.00
AUSTRALIA	11,242	7,132	-36.56	20,342	13,659	-32.85
COOK ISLANDS	553	0	-100.00	506	0	-100.00
TONGA	0	508	-	0	786	-
UNITED STATES	5,640	7,748	37.38	14,000	32,718	133.70
CANADA	24,158	49,000	102.83	14,801	27,238	84.03
<b>-GULA LAINNYA</b>	<b>73,025,907</b>	<b>2,499,412</b>	<b>-96.58</b>	<b>2,609,240</b>	<b>1,261,929</b>	<b>-51.64</b>
JAPAN	19,126	2,140	-88.81	17,525	1,784	-89.82
HONG KONG	52,364	89,046	70.05	33,701	62,760	86.23
CHINA	3,000	18,500	516.67	42,000	8,553	-79.64
PAPUA NEW GUINEA	18,878	0	-100.00	24,852	0	-100.00
THAILAND	914,361	343,941	-62.38	395,240	155,308	-60.71
SINGAPORE	311,846	398,373	27.75	172,634	246,588	42.84
PHILIPPINES	16	55,653	347,731.25	1,218	27,802	2,182.59
MALAYSIA	291,915	385,875	32.19	104,930	184,930	76.24

TABEL 5. PERKEMBANGAN EKSPOR INDONESIA MENURUT KOMODITI DAN NEGARA TUJUAN

JENIS BARANG	BERAT BERSIH (KG)		PERUB	NILAI FOB (US \$)		PERUB
	JAN-APR 2006	JAN-APR 2007	%	JAN-APR 2006	JAN-APR 2007	%
(1)	(2)	(3)	(4)	(5)	(6)	(7)
CAMBODIA	0	413	-	0	750	-
VIET NAM	198,811	22,485	-88.69	76,346	12,699	-83.37
MALDIVES	25,341	18,320	-27.71	9,190	7,597	-17.33
INDIA	0	508,175	-	0	228,712	-
PAKISTAN	637	126	-80.22	2,547	885	-65.25
SAUDI ARABIA	1,507	2,685	78.17	2,000	2,625	31.25
KUWAIT	0	37,000	-	0	14,430	-
JORDAN	50,999	0	-100.00	21,615	0	-100.00
TURKEY	18,000	88,000	388.89	7,875	42,619	441.19
TANZANIA, UNITED REPUBLIC OF	18,000	0	-100.00	6,964	0	-100.00
SEYCHELLES	1,694	0	-100.00	7,145	0	-100.00
SOUTH AFRICA	18,000	0	-100.00	6,895	0	-100.00
AUSTRALIA	84,277	156,571	85.78	43,027	81,093	88.47
NEW ZEALAND	25,000	193,500	674.00	13,075	89,392	583.69
VANUATU	3,927	0	-100.00	4,714	0	-100.00
COOK ISLANDS	5,086	4,734	-6.92	4,653	5,884	26.46
TONGA	0	1,961	-	0	3,030	-
EAST TIMOR	18,529	0	-100.00	7,973	0	-100.00
UNITED STATES	70,849,271	76,035	-99.89	1,556,519	34,467	-97.79
CANADA	128	0	-100.00	280	0	-100.00
SURINAME	0	67	-	0	555	-
CHILE	7,057	0	-100.00	2,525	0	-100.00
TRINIDAD AND TOBAGO	188	0	-100.00	1,660	0	-100.00
UNITED KINGDOM	26,000	12,750	-50.96	11,220	7,050	-37.17
NETHERLANDS	9,392	9,045	-3.69	9,126	10,585	15.99
GERMANY, FED. REP. OF	57	0	-100.00	261	0	-100.00
AUSTRIA	0	17	-	0	220	-
NORWAY	52,500	37,000	-29.52	21,530	16,626	-22.78
SPAIN	0	37,000	-	0	14,985	-
<b>-MAKANAN OLAHAN LAINNYA</b>	<b>90,313,560</b>	<b>106,849,508</b>	<b>18.31</b>	<b>136,994,282</b>	<b>153,982,305</b>	<b>12.40</b>
JAPAN	3,596,901	5,785,924	60.86	4,478,305	6,111,675	36.47
HONG KONG	2,717,991	2,370,308	-12.79	12,864,053	11,298,100	-12.17
KOREA, DEMOCRATIC PEOPLE'S REPL	0	18,109	-	0	16,127	-
KOREA, REPUBLIC OF	1,555,864	2,003,840	28.79	1,896,856	2,048,103	7.97
TAIWAN	5,028,005	6,083,370	20.99	7,411,327	8,677,900	17.09
CHINA	485,720	7,523,719	1,448.98	768,433	4,849,415	531.08
MONGOLIA	4,973	0	-100.00	46,502	0	-100.00
MACAU	0	116	-	0	20,143	-
PAPUA NEW GUINEA	502,316	875,999	74.39	548,785	1,090,692	98.75
THAILAND	4,000,295	3,133,325	-21.67	7,353,509	6,154,263	-16.31
SINGAPORE	7,931,189	7,048,275	-11.13	12,675,685	11,571,801	-8.71
PHILIPPINES	10,277,500	12,018,486	16.94	12,482,879	17,916,272	43.53
MALAYSIA	16,812,635	20,452,273	21.65	18,964,661	22,957,339	21.05
MYANMAR (FORM. BURMA)	60,041	46,964	-21.78	201,614	201,648	0.02
CAMBODIA	3,306	19,822	499.58	130,445	140,993	8.09
BRUNEI DARUSSALAM	1,363,312	1,371,801	0.62	1,887,191	1,768,370	-6.30
LAO PEOPLE'S DEMOCRATIC REPUBLI	72,000	0	-100.00	380,410	0	-100.00
NEPAL	13,635	13,961	2.39	15,132	14,920	-1.40
VIET NAM	1,590,757	2,453,088	54.21	3,279,139	5,153,405	57.16
MALDIVES	320,305	421,599	31.62	413,333	544,433	31.72
INDIA	2,079,105	595,617	-71.35	1,039,135	658,884	-36.59
PAKISTAN	296,627	335,520	13.11	524,055	530,313	1.19
BANGLADESH	181,746	238,043	30.98	189,228	256,018	35.30
SRI LANKA	176,582	120,591	-31.71	292,002	180,903	-38.05
AFGHANISTAN	60,437	15,220	-74.82	88,094	30,475	-65.41
IRAQ	12,909	0	-100.00	24,344	0	-100.00
IRAN (ISLAMIC REPUBLIC OF)	94,351	22,896	-75.73	105,204	33,880	-67.80
SAUDI ARABIA	3,120,231	4,191,634	34.34	5,448,033	7,521,296	38.06
KUWAIT	518,669	726,055	39.98	731,539	1,090,680	49.09
JORDAN	491,614	732,142	48.93	688,291	1,216,592	76.76
LEBANON	124,994	152,456	21.97	219,191	348,345	58.92
YEMEN	40,815	192,070	370.59	57,428	280,824	389.00
OMAN	100,210	67,805	-32.34	128,226	100,035	-21.99
SYRIA ARAB REPUBLIC	0	151,276	-	0	73,634	-
TURKEY	101,112	276,312	173.27	147,565	251,158	70.20
UNITED ARAB EMIRATES	1,668,972	2,000,473	19.86	2,456,651	3,187,642	29.76
QATAR	317,439	175,773	-44.63	369,032	240,532	-34.82
BAHRAIN	93,865	107,007	14.00	105,312	133,980	27.22
CYPRUS	5,915	22,624	282.49	6,410	33,478	422.28
EGYPT	72,209	151,700	110.08	91,296	253,222	177.36
LIBYAN ARAB JAMAHIRIYA	28,048	26,327	-6.14	41,430	40,005	-3.44
MOROCCO	51,613	17,711	-65.69	76,449	25,834	-66.21
TUNISIA	11,234	0	-100.00	18,219	0	-100.00
ALGERIA	4,608	279,652	5,968.84	14,400	106,352	638.56
SUDAN	207	16,709	7,971.98	2,145	12,206	469.04
TANZANIA, UNITED REPUBLIC OF	16,992	30,390	78.85	8,520	54,508	539.77
MADAGASCAR	10,062	26,381	162.18	6,877	39,164	469.49

TABEL 5. PERKEMBANGAN EKSPOR INDONESIA MENURUT KOMODITI DAN NEGARA TUJUAN

JENIS BARANG	BERAT BERSIH (KG)		PERUB	NILAI FOB (US \$)		PERUB
	JAN-APR 2006	JAN-APR 2007	%	JAN-APR 2006	JAN-APR 2007	%
	(1)	(2)	(3)	(4)	(5)	(6)
KENYA	33,435	107,830	222.51	54,629	150,212	174.97
MOZAMBIQUE	17,865	0	-100.00	29,143	0	-100.00
TOGO	6,177	18,760	203.71	8,236	14,183	72.21
GHANA	55,476	90,431	63.01	106,318	124,398	17.01
GUINEA	14,855	0	-100.00	18,075	0	-100.00
ANGOLA	79,626	17,746	-77.71	72,310	47,673	-34.07
CONGO	38,880	19,440	-50.00	43,026	25,313	-41.17
CAMEROON	30,465	28,873	-5.23	26,536	34,824	31.23
NIGERIA	1,997,046	831,678	-58.35	4,878,585	1,589,114	-67.43
MAURITANIA	56,374	0	-100.00	76,977	0	-100.00
BENIN	96,933	200,362	106.70	239,060	480,579	101.03
BURKINA FASO	4,920	0	-100.00	84,050	0	-100.00
GAMBIA	4,065	2,658	-34.61	5,758	4,977	-13.56
SEYCHELLES	8,877	18,562	109.10	51,030	54,806	7.40
UGANDA	0	35,529	-	0	46,194	-
DJIBOUTI	0	520	-	0	1,613	-
SOUTH AFRICA	398,814	550,878	38.13	454,941	957,937	110.56
MAURITIUS	110,400	178,222	61.43	119,352	239,294	100.49
AUSTRALIA	2,411,648	3,973,876	64.78	3,534,748	5,685,412	60.84
NEW ZEALAND	557,924	605,000	8.44	776,370	971,209	25.10
MICRONESIA, FEDERATED STATES OF GUAM	42,000	6,841	-83.71	43,046	17,733	-58.80
NEW CALEDONIA	780	1,465	87.82	7,267	14,243	96.00
NORTHERN MARIANA ISLANDS	29,564	29,869	1.03	66,599	53,120	-20.24
VANUATU	22,024	0	-100.00	63,115	0	-100.00
AMERICAN SAMOA	26,075	104,457	300.60	34,930	123,074	252.34
COOK ISLANDS	0	10,504	-	0	5,171	-
FIJI	14,288	2,893	-79.75	15,896	3,596	-77.38
KIRIBATI	139,070	149,789	7.71	187,939	248,745	32.35
MARSHALL ISLANDS	0	6,814	-	0	6,865	-
SAMOA	10,602	5,606	-47.12	19,018	9,200	-51.62
SOLOMON ISLANDS	31,238	59,244	89.65	50,326	94,619	88.01
TONGA	49,484	94,238	90.44	137,914	124,690	-9.59
TUVALU	159,663	143,330	-10.23	151,563	172,548	13.85
EAST TIMOR	0	5,495	-	0	8,479	-
UNITED STATES	435,673	11,194	-97.43	372,934	17,998	-95.17
CANADA	5,751,511	6,868,826	19.43	12,288,326	12,404,369	0.94
MEXICO	684,480	737,224	7.71	1,988,597	1,144,627	-42.44
PANAMA	128,152	153,507	19.79	358,848	448,054	24.86
SURINAME	0	11,000	-	0	7,903	-
CHILE	44,508	48,884	9.83	48,866	68,201	39.57
BRAZIL	0	10,588	-	0	68,820	-
COLOMBIA	560	212,814	37,902.50	500	83,655	16,631.00
TRINIDAD AND TOBAGO	22,093	17,504	-20.77	56,730	48,714	-14.13
JAMAICA	16,333	6,460	-60.45	37,286	23,875	-35.97
PUERTO RICO	18,700	38,736	107.14	11,918	25,722	115.82
DOMINICAN REPUBLIC	340,008	74,678	-78.04	273,207	196,315	-28.14
EL SALVADOR	0	170,000	-	0	37,000	-
COSTA RICA	6,827	0	-100.00	17,369	0	-100.00
BARBADOS	0	20,000	-	0	15,000	-
FRENCH POLYNESIA	0	4,635	-	0	12,231	-
NETHERLANDS ANTILLES	56,093	18,197	-67.56	71,125	38,309	-46.14
UNITED KINGDOM	3,776	4	-99.89	9,304	35	-99.62
NETHERLANDS	337,440	313,715	-7.03	647,237	965,176	49.12
FRANCE	6,666,101	5,982,524	-10.25	5,938,316	5,608,143	-5.56
GERMANY, FED. REP. OF	325,806	78,786	-75.82	350,198	107,770	-69.23
AUSTRIA	300,402	280,470	-6.64	600,252	846,191	40.97
BELGIUM	825	42,279	5,024.73	5,100	137,508	2,596.24
SWITZERLAND	163,439	87,291	-46.59	471,345	92,531	-80.37
DENMARK	5,802	5,153	-11.19	11,900	6,526	-45.16
NORWAY	18,179	15,860	-12.76	11,658	33,150	184.35
SWEDEN	123,100	75,091	-39.00	137,790	116,355	-15.56
FINLAND	0	88,069	-	0	44,206	-
ITALY	248,195	305,234	22.98	227,853	405,012	77.75
SPAIN	122,589	43,398	-64.60	635,192	559,755	-11.88
PORTUGAL	913,647	484,393	-46.98	1,030,771	620,018	-39.85
GREECE	64,446	35,642	-44.69	31,480	27,343	-13.14
DEMOCRATIC REPUBLIC OF THE CONGO	36,889	22,567	-38.82	90,269	36,568	-59.49
HUNGARY	58,910	0	-100.00	73,492	0	-100.00
POLAND	0	735	-	0	5,173	-
ROMANIA	14,691	49,276	235.42	42,482	78,309	84.33
BULGARIA	92,351	9,271	-89.96	125,987	5,547	-95.60
ARMENIA	24,996	17,440	-30.23	50,151	130,145	159.51
UKRAINE	0	1,923	-	0	7,751	-
UZBEKISTAN	72,232	101,302	40.25	65,592	96,824	47.62
LITHUANIA	0	38	-	0	28	-
LATVIA	5,148	125,910	2,345.80	8,905	122,981	1,281.03
ESTONIA	40,890	114,633	180.34	95,204	174,040	82.81
	139,644	44,540	-68.10	206,390	60,879	-70.50

TABEL 5. PERKEMBANGAN EKSPOR INDONESIA MENURUT KOMODITI DAN NEGARA TUJUAN

JENIS BARANG	BERAT BERSIH (KG)		PERUB	NILAI FOB (US \$)		PERUB
	JAN-APR 2006	JAN-APR 2007	%	JAN-APR 2006	JAN-APR 2007	%
(1)	(2)	(3)	(4)	(5)	(6)	(7)
CROATIA	0	15,161	-	0	28,611	-
MALTA	77,587	74,394	-4.12	101,944	98,888	-3.00
SLOVAKIA	0	163	-	0	779	-
CZECH REPUBLIC	32,503	227,881	601.11	25,225	240,181	852.15
RUSSIA FEDERATION	453,155	187,845	-58.55	440,447	139,709	-68.28
<b>SEMEN</b>	<b>1,834,163,894</b>	<b>2,329,263,284</b>	<b>26.99</b>	<b>54,169,361</b>	<b>69,985,791</b>	<b>29.20</b>
JAPAN	3,177,579	11,756,918	270.00	146,519	503,882	243.90
HONG KONG	0	149,128	-	0	28,003	-
KOREA, REPUBLIC OF	200,000	0	-100.00	21,168	0	-100.00
TAIWAN	6,857,717	7,556,262	10.19	489,041	552,168	12.91
CHINA	1,209	0	-100.00	599	0	-100.00
THAILAND	1,031	0	-100.00	120	0	-100.00
SINGAPORE	57,019,133	62,873,204	10.27	1,678,253	1,822,330	8.58
PHILIPPINES	439,850	116,249	-73.57	45,904	11,128	-75.76
MALAYSIA	175,479,734	177,595,682	1.21	4,921,011	4,848,846	-1.47
MYANMAR (FORM. BURMA)	83,588	0	-100.00	9,007	0	-100.00
BRUNEI DARUSSALAM	22,000,000	83,274,946	278.52	502,040	1,987,015	295.79
VIET NAM	105,000	37,417,231	35,535.46	8,682	989,733	11,299.83
MALDIVES	10,002,958	31,829,092	218.20	365,370	1,227,409	235.94
INDIA	0	50,000,000	-	0	1,300,000	-
BANGLADESH	297,817,403	264,674,911	-11.13	6,459,587	6,186,125	-4.23
SRI LANKA	281,747,226	379,958,114	34.86	9,492,418	13,648,924	43.79
KUWAIT	52,289,021	140,369,713	168.45	1,845,802	5,098,106	176.20
YEMEN	0	8,310,883	-	0	290,590	-
UNITED ARAB EMIRATES	104,191,993	78,112,940	-25.03	3,000,647	2,030,936	-32.32
MADAGASCAR	51,415,427	54,712,736	6.41	1,799,540	2,020,768	12.29
MOZAMBIQUE	80,075,341	109,271,942	36.46	2,307,771	2,987,089	29.44
TOGO	0	73,500,000	-	0	2,014,268	-
GHANA	297,962,341	402,499,439	35.08	8,530,382	11,030,498	29.31
LIBERIA	28,000,000	0	-100.00	793,800	0	-100.00
GUINEA	50,000	0	-100.00	2,600	0	-100.00
NIGERIA	0	35,090,457	-	0	1,226,938	-
SIERRA LEONE	15,000,000	72,000,000	380.00	429,750	1,973,160	359.14
GABON	20,000,000	0	-100.00	573,000	0	-100.00
BENIN	61,000,000	60,000,000	-1.64	1,739,400	1,644,300	-5.47
SEYCHELLES	5,000,000	4,500,000	-10.00	174,850	157,343	-10.01
COMOROS	0	7,271	-	0	1,280	-
MAURITIUS	67,432,813	117,351,796	74.03	2,342,627	4,282,783	82.82
AUSTRALIA	78,101,442	49,040,970	-37.21	2,293,480	1,407,542	-38.63
NEW ZEALAND	40,000	40,000	0.00	3,288	3,478	5.78
VANUATU	600,000	1,940,000	223.33	22,680	78,705	247.02
AMERICAN SAMOA	4,400,000	1,750,000	-60.23	168,030	71,113	-57.68
COOK ISLANDS	2,804	0	-100.00	998	0	-100.00
SAMOA	3,700,000	3,700,000	0.00	141,000	150,350	6.63
SOLOMON ISLANDS	100,000	220,000	120.00	3,780	8,940	136.51
TONGA	760,000	240,000	-68.42	28,728	9,753	-66.05
CHRISTMAS ISLANDS	1,503,000	351,000	-76.65	63,923	14,926	-76.65
EAST TIMOR	3,553,715	15,288	-99.57	147,330	1,281	-99.13
UNITED STATES	56,296,069	0	-100.00	2,107,065	0	-100.00
BRAZIL	27,300,000	0	-100.00	709,800	0	-100.00
FRENCH POLYNESIA	16,657,500	9,035,500	-45.76	645,546	374,076	-42.05
UNITED KINGDOM	0	1,611	-	0	1,995	-
PORTUGAL	3,800,000	0	-100.00	153,825	0	-100.00
GREECE	0	1	-	0	10	-
<b>-DARI ROTAN</b>	<b>2,945,437</b>	<b>6,092,477</b>	<b>106.84</b>	<b>7,645,970</b>	<b>13,884,011</b>	<b>81.59</b>
JAPAN	277,618	182,103	-34.41	1,365,094	881,332	-35.44
HONG KONG	14	7,223	51,492.86	7	12,752	182,071.43
KOREA, REPUBLIC OF	145,795	278,226	90.83	461,825	737,850	59.77
TAIWAN	22,204	24,779	11.60	54,915	61,633	12.23
CHINA	174	0	-100.00	176	0	-100.00
THAILAND	1,154	2,318	100.87	5,874	8,059	37.20
SINGAPORE	8,310	1,833	-77.94	10,329	1,520	-85.28
PHILIPPINES	0	20,530	-	0	2,877	-
MALAYSIA	12,025	5,695	-52.64	12,467	7,105	-43.01
CAMBODIA	32	0	-100.00	1,278	0	-100.00
MALDIVES	579	4,557	687.05	3,234	9,158	183.18
INDIA	498	739	48.39	468	439	-6.20
SRI LANKA	2,900	0	-100.00	4,950	0	-100.00
SAUDI ARABIA	696	0	-100.00	1,897	0	-100.00
LEBANON	3,990	0	-100.00	8,514	0	-100.00
TURKEY	12,713	2,053	-83.85	43,612	5,972	-86.31
CYPRUS	0	544	-	0	1,230	-
EGYPT	14,399	4,411	-69.37	13,946	8,793	-36.95
TUNISIA	42,275	0	-100.00	76,451	0	-100.00
ALGERIA	8	0	-100.00	60	0	-100.00
REUNION	546	256	-53.11	1,052	319	-69.68

TABEL 5. PERKEMBANGAN EKSPOR INDONESIA MENURUT KOMODITI DAN NEGARA TUJUAN

JENIS BARANG	BERAT BERSIH (KG)		PERUB	NILAI FOB (US \$)		PERUB
	JAN-APR 2006	JAN-APR 2007	%	JAN-APR 2006	JAN-APR 2007	%
	(1)	(2)	(3)	(4)	(5)	(6)
MOZAMBIQUE	71	0	-100.00	95	0	-100.00
SEYCHELLES	1,398	10	-99.28	6,347	300	-95.27
SOUTH AFRICA	601	28,947	4,716.47	1,585	77,768	4,806.50
MAURITIUS	0	217	-	0	33	-
AUSTRALIA	90,085	78,826	-12.50	169,791	153,597	-9.54
NEW ZEALAND	16,016	6,676	-58.32	25,956	20,602	-20.63
GUAM	76	0	-100.00	832	0	-100.00
PALAU	13	0	-100.00	1,800	0	-100.00
NEW CALEDONIA	0	708	-	0	764	-
VANUATU	1,275	767	-39.84	399	1,029	157.89
COOK ISLANDS	0	1,322	-	0	3,997	-
FIJI	5,205	1,639	-68.51	14,663	6,207	-57.67
SOLOMON ISLANDS	1,312	0	-100.00	2,978	0	-100.00
UNITED STATES	503,957	630,329	25.08	1,490,825	2,287,966	53.47
CANADA	7,599	9,106	19.83	23,720	53,922	127.33
MEXICO	3,762	3,010,483	79,923.47	9,294	5,719,073	61,435.11
PANAMA	983	0	-100.00	2,775	0	-100.00
CHILE	2,038	4,041	98.28	5,117	4,532	-11.43
VENEZUELA	14	0	-100.00	17	0	-100.00
ARGENTINA	925	357	-61.41	575	718	24.87
BRAZIL	1,034	15,322	1,381.82	2,150	66,356	2,986.33
COLOMBIA	724	3,927	442.40	2,590	20,257	682.12
PERU	4	0	-100.00	108	0	-100.00
TRINIDAD AND TOBAGO	2	0	-100.00	69	0	-100.00
JAMAICA	0	1,503	-	0	3,290	-
PUERTO RICO	3	279	9,200.00	40	561	1,302.50
COSTA RICA	879	0	-100.00	566	0	-100.00
BARBADOS	291	0	-100.00	189	0	-100.00
ANTIGUA AND BARBUDA	286	0	-100.00	128	0	-100.00
ANGUILLA	0	83	-	0	347	-
FRENCH GUIANA	96	149	55.21	52	136	161.54
FRENCH POLYNESIA	5,816	29,660	409.97	10,488	16,553	57.83
NETHERLANDS ANTILLES	22	4	-81.82	47	160	240.43
GUADELOUPE	20	37	85.00	10	33	230.00
UNITED KINGDOM	247,489	160,515	-35.14	556,882	401,165	-27.96
NETHERLANDS	439,430	448,981	2.17	898,336	1,105,336	23.04
FRANCE	68,267	515,115	654.56	173,962	982,632	464.85
GERMANY, FED. REP. OF	578,298	268,694	-53.54	1,158,231	351,976	-69.61
AUSTRIA	5,371	0	-100.00	21,988	0	-100.00
BELGIUM	116,851	118,047	1.02	296,777	268,572	-9.50
SWITZERLAND	791	962	21.62	700	4,611	558.71
DENMARK	34,904	6,933	-80.14	69,278	26,378	-61.92
NORWAY	43	94	118.60	80	98	22.50
SWEDEN	120,975	14,921	-87.67	284,960	91,499	-67.89
FINLAND	17,762	13,959	-21.41	57,035	78,209	37.12
IRELAND	0	6,628	-	0	6,204	-
ITALY	56,470	68,129	20.65	122,998	99,957	-18.73
SPAIN	20,463	47,354	131.41	69,060	114,143	65.28
PORTUGAL	1,726	19,862	1,050.75	6,421	97,091	1,412.09
GREECE	12,939	35,751	176.30	20,650	59,887	190.01
HUNGARY	782	74	-90.54	2,439	84	-96.56
POLAND	6,638	1,241	-81.30	14,019	7,295	-47.96
BULGARIA	1,273	104	-91.83	3,145	201	-93.61
YUGOSLAVIA	1,191	0	-100.00	2,168	0	-100.00
KAZAKHSTAN	463	677	46.22	1,641	1,385	-15.60
UKRAINE	1,190	103	-91.34	3,435	156	-95.46
UZBEKISTAN	0	273	-	0	721	-
LATVIA	122	0	-100.00	564	0	-100.00
ESTONIA	0	705	-	0	702	-
CROATIA	1,667	242	-85.48	5,441	277	-94.91
MALTA	0	902	-	0	594	-
SLOVENIA	1,642	1,515	-7.73	1,957	6,601	237.30
CZECH REPUBLIC	314	0	-100.00	1,039	0	-100.00
RUSSIA FEDERATION	17,939	1,037	-94.22	33,409	997	-97.02
<b>-DARI BAHAN LAINNYA</b>	<b>7,139,375</b>	<b>7,426,334</b>	<b>4.02</b>	<b>17,213,913</b>	<b>14,733,643</b>	<b>-14.41</b>
JAPAN	807,463	505,853	-37.35	3,380,029	2,677,363	-20.79
HONG KONG	11,564	7,086	-38.72	35,013	13,037	-62.77
KOREA, DEMOCRATIC PEOPLE'S REPL	1,489	0	-100.00	6,372	0	-100.00
KOREA, REPUBLIC OF	81,918	116,837	42.63	240,705	194,141	-19.34
TAIWAN	543,459	404,932	-25.49	170,188	171,586	0.82
CHINA	853,381	1,164,724	36.48	183,153	264,001	44.14
PAPUA NEW GUINEA	0	39	-	0	22	-
THAILAND	5,545	45,058	712.59	15,140	80,748	433.34
SINGAPORE	25,418	30,663	20.63	26,913	47,451	76.31
PHILIPPINES	108	644	496.30	85	659	675.29
MALAYSIA	58,254	120,102	106.17	313,845	193,109	-38.47
CAMBODIA	0	148	-	0	1,980	-

TABEL 5. PERKEMBANGAN EKSPOR INDONESIA MENURUT KOMODITI DAN NEGARA TUJUAN

JENIS BARANG	BERAT BERSIH (KG)		PERUB	NILAI FOB (US \$)		PERUB
	JAN-APR 2006	JAN-APR 2007	%	JAN-APR 2006	JAN-APR 2007	%
(1)	(2)	(3)	(4)	(5)	(6)	(7)
BRUNEI DARUSSALAM	110	2,481	2,155.45	589	1,988	237.52
VIET NAM	150	0	-100.00	440	0	-100.00
MALDIVES	11,586	13,162	13.60	46,238	106,258	129.81
INDIA	2,585	10,294	298.22	5,578	8,741	56.70
PAKISTAN	0	3,247	-	0	5,641	-
BANGLADESH	1,845	0	-100.00	8,703	0	-100.00
SRI LANKA	8,471	11,354	34.03	23,316	17,571	-24.64
IRAN (ISLAMIC REPUBLIC OF)	1,309	5,920	352.25	2,077	20,420	883.15
SAUDI ARABIA	4,545	8,410	85.04	25,126	6,905	-72.52
KUWAIT	137	130	-5.11	221	595	169.23
JORDAN	6,262	2,924	-53.31	7,978	6,415	-19.59
LEBANON	20,515	11,003	-46.37	6,136	7,373	20.16
YEMEN	122	0	-100.00	184	0	-100.00
OMAN	23	0	-100.00	837	0	-100.00
SYRIA ARAB REPUBLIC	0	11,200	-	0	1,238	-
TURKEY	88,768	51,985	-41.44	198,463	122,153	-38.45
UNITED ARAB EMIRATES	9,279	9,315	0.39	30,395	47,425	56.03
QATAR	0	170	-	0	363	-
BAHRAIN	30,000	197	-99.34	2,094	622	-70.30
CYPRUS	3,437	10,610	208.70	6,425	20,985	226.61
EGYPT	3,956	4,300	8.70	5,146	3,122	-39.33
MOROCCO	11,806	7,384	-37.46	12,115	20,188	66.64
TUNISIA	9,443	10,371	9.83	22,222	27,434	23.45
ALGERIA	89	0	-100.00	600	0	-100.00
ERITREA	0	280	-	0	1,340	-
TANZANIA, UNITED REPUBLIC OF	186	0	-100.00	713	0	-100.00
MADAGASCAR	1,141	1,096	-3.94	639	952	48.98
KENYA	532	6,045	1,036.28	597	14,065	2,255.95
REUNION	26,598	20,630	-22.44	38,604	29,251	-24.23
MOZAMBIQUE	0	12	-	0	24	-
GUINEA	0	185	-	0	1,307	-
CONGO	1	0	-100.00	52	0	-100.00
COTE D'IVOIRE	267	11	-95.88	248	12	-95.16
SENEGAL	608	726	19.41	1,651	1,858	12.54
SEYCHELLES	68,832	14,084	-79.54	41,569	43,480	4.60
UGANDA	1	0	-100.00	16	0	-100.00
SOUTH AFRICA	49,679	41,100	-17.27	65,055	54,467	-16.28
MAURITIUS	1,499	9,571	538.49	2,435	17,863	633.59
AUSTRALIA	424,386	379,456	-10.59	374,378	309,933	-17.21
NEW ZEALAND	34,354	19,203	-44.10	92,592	35,527	-61.63
GUAM	3,164	1,274	-59.73	10,917	4,723	-56.74
PALAU	4	0	-100.00	30	0	-100.00
NEW CALEDONIA	10,976	14,232	29.66	20,699	17,796	-14.02
NORTHERN MARIANA ISLANDS	639	71	-88.89	1,546	344	-77.75
SAINT VINCENT AND THE GRENADINES	0	1,401	-	0	2,765	-
VANUATU	1,255	1,649	31.39	1,028	1,377	33.95
WALLIS AND FUTUNA ISLANDS	951	123	-87.07	1,211	184	-84.81
COOK ISLANDS	28,123	11,117	-60.47	5,410	12,426	129.69
FIJI	7,435	2,027	-72.74	22,912	8,321	-63.68
MARSHALL ISLANDS	16	0	-100.00	41	0	-100.00
EAST TIMOR	287	0	-100.00	178	0	-100.00
UNITED STATES	1,536,329	2,141,273	39.38	6,199,849	4,710,361	-24.02
CANADA	119,988	81,444	-32.12	449,248	201,478	-55.15
MEXICO	6,819	26,025	281.65	23,520	105,642	349.16
NICARAGUA	401	0	-100.00	174	0	-100.00
PANAMA	1,532	10,468	583.29	4,323	17,574	306.52
SURINAME	623	0	-100.00	2,942	0	-100.00
CHILE	8,533	2,667	-68.74	31,659	3,424	-89.18
VENEZUELA	379	1,131	198.42	489	3,869	691.21
ARGENTINA	28,286	21,550	-23.81	78,436	45,316	-42.23
BRAZIL	17,480	23,603	35.03	47,029	56,684	20.53
COLOMBIA	6,879	33,302	384.11	8,964	114,222	1,174.23
BOLIVIA	0	20	-	0	34	-
URUGUAY	0	542	-	0	662	-
ECUADOR	0	12	-	0	33	-
PERU	350	0	-100.00	2,208	0	-100.00
BAHAMAS	608	317	-47.86	422	117	-72.27
JAMAICA	3,947	11,876	200.89	6,731	16,901	151.09
PUERTO RICO	3,088	2,882	-6.67	7,727	6,484	-16.09
BELIZE	450	0	-100.00	2,142	0	-100.00
DOMINICAN REPUBLIC	20,066	9,003	-55.13	40,053	15,693	-60.82
EL SALVADOR	16	0	-100.00	61	0	-100.00
COSTA RICA	3,787	5,135	35.60	3,592	6,405	78.31
HAITI	1,048	0	-100.00	711	0	-100.00
BARBADOS	832	3,737	349.16	1,127	1,911	69.57
ANTIGUA AND BARBUDA	2,742	1,123	-59.04	1,235	2,126	72.15
ANGUILLA	0	1,549	-	0	6,446	-
ARUBA	0	380	-	0	735	-



TABEL 5. PERKEMBANGAN EKSPOR INDONESIA MENURUT KOMODITI DAN NEGARA TUJUAN

JENIS BARANG	BERAT BERSIH (KG)		PERUB	NILAI FOB (US \$)		PERUB
	JAN-APR 2006	JAN-APR 2007	%	JAN-APR 2006	JAN-APR 2007	%
(1)	(2)	(3)	(4)	(5)	(6)	(7)
BERMUDA	116	53	-54.31	813	363	-55.35
CAYMAN ISLANDS	0	742	-	0	200	-
FALKLAND ISLANDS (MALVINAS)	0	730	-	0	956	-
FRENCH GUIANA	1,287	2,883	124.01	5,774	5,788	0.24
FRENCH POLYNESIA	15,779	26,567	68.37	38,388	43,571	13.50
GRENADA	0	10,789	-	0	1,732	-
MARTINIQUE	6,225	3,503	-43.73	12,606	10,490	-16.79
NETHERLANDS ANTILLES	379	136	-64.12	4,026	1,367	-66.05
SAINT LUCIA	0	215	-	0	7,590	-
TURKS AND CAICOS ISLANDS	1,137	537	-52.77	336	4,410	1,212.50
GUADELOUPE	3,813	8,543	124.05	9,589	37,147	287.39
SAINT KITTS AND NEVIS	18	0	-100.00	26	0	-100.00
UNITED KINGDOM	200,705	220,060	9.64	792,652	679,417	-14.29
NETHERLANDS	359,017	181,161	-49.54	514,376	639,837	24.39
FRANCE	311,641	351,225	12.70	813,940	734,885	-9.71
GERMANY, FED. REP. OF	143,774	223,223	55.26	333,543	481,924	44.49
AUSTRIA	6,690	4,340	-35.13	29,788	23,576	-20.85
BELGIUM	108,024	77,975	-27.82	236,265	181,758	-23.07
SWITZERLAND	12,952	6,416	-50.46	39,982	20,653	-48.34
DENMARK	22,627	25,167	11.23	64,058	63,430	-0.98
NORWAY	1,807	9,652	434.14	5,275	24,597	366.29
SWEDEN	14,014	9,599	-31.50	51,229	32,147	-37.25
FINLAND	13,283	15,678	18.03	25,542	35,853	40.37
IRELAND	6,956	30,645	340.55	19,172	29,505	53.90
ITALY	404,799	304,029	-24.89	872,267	687,500	-21.18
SPAIN	262,544	254,338	-3.13	596,514	611,434	2.50
PORTUGAL	9,850	10,038	1.91	37,116	19,508	-47.44
GREECE	68,704	70,142	2.09	105,389	158,526	50.42
HUNGARY	15,700	12,929	-17.65	17,449	29,460	68.83
POLAND	18,673	30,301	62.27	28,954	28,602	-1.22
ROMANIA	0	4,210	-	0	6,335	-
BULGARIA	12,359	14,381	16.36	19,510	18,297	-6.22
YUGOSLAVIA	4,850	4	-99.92	10,073	47	-99.53
KAZAKHSTAN	0	260	-	0	366	-
UKRAINE	19,438	8,680	-55.35	31,857	63,948	100.73
LITHUANIA	17	0	-100.00	59	0	-100.00
ESTONIA	0	2,333	-	0	2,962	-
GEORGIA	24	0	-100.00	119	0	-100.00
CROATIA	4,520	9,492	110.00	11,964	34,367	187.25
MALTA	14,360	3,792	-73.59	61,530	11,907	-80.65
SLOVAKIA	280	1	-99.64	603	21	-96.52
SLOVENIA	10,068	4,503	-55.27	10,170	5,883	-42.15
CZECH REPUBLIC	19,154	1,145	-94.02	9,353	3,477	-62.82
RUSSIA FEDERATION	15,637	13,042	-16.60	32,117	46,141	43.67
<b>-DARI ROTAN</b>	<b>44,579,780</b>	<b>41,100,676</b>	<b>-7.80</b>	<b>120,509,209</b>	<b>118,229,651</b>	<b>-1.89</b>
JAPAN	5,269,075	4,920,476	-6.62	15,090,528	14,242,303	-5.62
HONG KONG	65,051	37,186	-42.84	100,822	107,857	6.98
KOREA, REPUBLIC OF	349,187	302,991	-13.23	500,699	439,312	-12.26
TAIWAN	413,005	412,846	-0.04	728,499	592,376	-18.69
CHINA	1,062,399	157,763	-85.15	318,292	583,790	83.41
PAPUA NEW GUINEA	67	3,034	4,428.36	192	4,782	2,390.63
THAILAND	81,472	40,652	-50.10	386,181	69,513	-82.00
SINGAPORE	405,210	252,793	-37.61	2,173,233	407,231	-81.26
PHILIPPINES	6,459	8,068	24.91	22,492	17,689	-21.35
MALAYSIA	757,789	632,264	-16.56	1,795,584	1,976,765	10.09
BRUNEI DARUSSALAM	4,332	1,882	-56.56	13,004	3,454	-73.44
VIET NAM	9,806	958	-90.23	69,534	4,606	-93.38
MALDIVES	51,954	39,739	-23.51	39,363	108,729	176.22
INDIA	39,116	59,830	52.96	110,349	81,389	-26.24
PAKISTAN	10,341	18,974	83.48	16,050	22,142	37.96
SRI LANKA	2,498	13,266	431.06	5,175	10,451	101.95
IRAN (ISLAMIC REPUBLIC OF)	113,302	13,712	-87.90	289,858	44,301	-84.72
SAUDI ARABIA	88,984	75,340	-15.33	154,818	103,352	-33.24
KUWAIT	172,913	79,034	-54.29	203,484	89,039	-56.24
JORDAN	26,479	13,350	-49.58	47,810	13,293	-72.20
LEBANON	136,690	96,083	-29.71	410,088	265,792	-35.19
YEMEN	0	3,077	-	0	3,555	-
OMAN	20,509	8,991	-56.16	57,182	20,476	-64.19
TURKEY	487,914	392,944	-19.46	1,396,468	1,261,018	-9.70
UNITED ARAB EMIRATES	103,753	301,376	190.47	284,442	872,445	206.72
QATAR	16,681	7,159	-57.08	41,541	39,223	-5.58
BAHRAIN	11,498	31,121	170.66	16,801	94,423	462.01
CYPRUS	177,623	135,785	-23.55	660,497	508,577	-23.00
EGYPT	146,508	71,219	-51.39	262,670	150,349	-42.76
MOROCCO	68,125	65,524	-3.82	144,199	130,652	-9.39
TUNISIA	38,001	3,248	-91.45	134,984	6,933	-94.86
SUDAN	9,910	2,325	-76.54	9,580	5,340	-44.26

TABEL 5. PERKEMBANGAN EKSPOR INDONESIA MENURUT KOMODITI DAN NEGARA TUJUAN

JENIS BARANG	BERAT BERSIH (KG)		PERUB	NILAI FOB (US \$)		PERUB
	JAN-APR 2006	JAN-APR 2007	%	JAN-APR 2006	JAN-APR 2007	%
(1)	(2)	(3)	(4)	(5)	(6)	(7)
NAMIBIA	1,063	5,300	398.59	5,822	11,855	103.62
TANZANIA, UNITED REPUBLIC OF	7,138	9,293	30.19	5,908	8,361	41.52
KENYA	19,992	6,809	-65.94	16,168	16,820	4.03
REUNION	66,743	111,447	66.98	128,218	143,379	11.82
MOZAMBIQUE	2,726	9,219	238.19	3,609	20,337	463.51
EQUATORIAL GUINEA	2,124	0	-100.00	1,665	0	-100.00
GHANA	28	0	-100.00	143	0	-100.00
GUINEA	0	3,190	-	0	7,872	-
CONGO	23,376	58,024	148.22	19,668	60,600	208.11
CAMEROON	4,422	0	-100.00	10,265	0	-100.00
NIGERIA	0	17,636	-	0	22,959	-
GABON	7,000	0	-100.00	15,303	0	-100.00
COTE D'IVOIRE	473	0	-100.00	435	0	-100.00
SENEGAL	4,644	489	-89.47	3,653	3,514	-3.81
MAURITANIA	0	239	-	0	855	-
U.S. VIRGIN ISLANDS	0	10	-	0	284	-
SEYCHELLES	10,500	0	-100.00	14,695	0	-100.00
UGANDA	0	1,067	-	0	2,166	-
SOUTH AFRICA	397,749	335,907	-15.55	936,274	899,958	-3.88
MAURITIUS	4,800	24,201	404.19	3,953	82,357	1,983.41
AUSTRALIA	1,018,639	953,141	-6.43	1,947,491	2,098,311	7.74
NEW ZEALAND	58,857	83,262	41.46	191,911	197,840	3.09
GUAM	10,093	6,620	-34.41	72,054	22,744	-68.43
NEW CALEDONIA	4,787	13,879	189.93	8,610	33,846	293.10
NORTHERN MARIANA ISLANDS	0	349	-	0	1,278	-
SAINT VINCENT AND THE GRENADINES	0	2,924	-	0	5,670	-
VANUATU	7,634	1,700	-77.73	16,152	1,205	-92.54
WALLIS AND FUTUNA ISLANDS	0	3,372	-	0	4,735	-
BRITISH INDIAN OCEAN TERRITORY	6,384	0	-100.00	13,102	0	-100.00
FIJI	31,387	1,009	-96.79	100,051	2,521	-97.48
SAMOA	0	316	-	0	960	-
UNITED STATES	4,903,883	4,839,108	-1.32	15,172,004	16,673,282	9.90
CANADA	295,507	276,637	-6.39	1,124,574	917,976	-18.37
MEXICO	194,441	174,192	-10.41	395,455	427,211	8.03
GUATEMALA	7,314	5,885	-19.54	24,946	21,745	-12.83
HONDURAS	6,294	0	-100.00	29,650	0	-100.00
NICARAGUA	4,850	4,013	-17.26	12,916	12,355	-4.34
PANAMA	58,053	92,736	59.74	85,901	198,561	131.15
CUBA	16,864	6,029	-64.25	26,640	29,488	10.69
SURINAME	2,800	27,295	874.82	1	30,392	3,039,100.00
CHILE	13,535	12,410	-8.31	52,336	63,235	20.83
VENEZUELA	22,981	11,329	-50.70	81,331	35,396	-56.48
ARGENTINA	37,261	49,057	31.66	84,962	102,011	20.07
BRAZIL	89,163	62,993	-29.35	206,871	144,720	-30.04
COLOMBIA	14,997	76,317	408.88	48,787	266,061	445.35
BOLIVIA	4,368	779	-82.17	19,012	1,750	-90.80
URUGUAY	0	6,247	-	0	13,632	-
ECUADOR	6,186	2,776	-55.12	15,044	21,172	40.73
PERU	3,899	10,268	163.35	8,817	18,913	114.51
TRINIDAD AND TOBAGO	0	1,051	-	0	5,536	-
BAHAMAS	11,771	8,527	-27.56	22,128	9,098	-58.88
JAMAICA	3,000	0	-100.00	2,430	0	-100.00
PUERTO RICO	52,378	21,796	-58.39	115,480	51,962	-55.00
BELIZE	2,498	0	-100.00	8,260	0	-100.00
DOMINICAN REPUBLIC	57,143	86,923	52.11	136,698	266,767	95.15
EL SALVADOR	11,778	6,099	-48.22	33,223	20,680	-37.75
COSTA RICA	11,919	63,014	428.69	29,245	85,382	191.95
BARBADOS	18,264	9,496	-48.01	38,278	30,908	-19.25
ANTIGUA AND BARBUDA	0	11,090	-	0	32,879	-
ARUBA	7,135	10,430	46.18	15,838	4,227	-73.31
CAPE VERDE	0	4,806	-	0	10,046	-
DOMINICA	0	9,149	-	0	31,092	-
FALKLAND ISLANDS (MALVINAS)	0	4,400	-	0	5,742	-
FRENCH GUIANA	10,380	26,063	151.09	23,419	41,905	78.94
FRENCH POLYNESIA	34,761	61,098	75.77	73,109	127,792	74.80
GRENADA	3,099	7,468	140.98	9,286	22,450	141.76
MARTINIQUE	44,360	87,848	98.03	79,557	233,301	193.25
NETHERLANDS ANTILLES	13,597	90,462	565.31	30,464	201,410	561.14
SAINT LUCIA	0	1,950	-	0	5,845	-
TURKS AND CAICOS ISLANDS	0	189	-	0	622	-
GUADELOUPE	114,715	76,373	-33.42	185,829	198,815	6.99
UNITED KINGDOM	2,896,924	2,521,386	-12.96	10,640,044	7,638,500	-28.21
NETHERLANDS	2,797,114	2,277,017	-18.59	8,084,995	9,316,426	15.23
FRANCE	1,882,529	1,595,665	-15.24	4,494,262	3,815,967	-15.09
GERMANY, FED. REP. OF	5,872,436	5,577,858	-5.02	15,763,666	15,608,980	-0.98
AUSTRIA	150,427	120,067	-20.18	320,407	248,311	-22.50
BELGIUM	1,579,899	1,890,295	19.65	5,180,491	5,956,373	14.98
SWITZERLAND	159,442	60,204	-62.24	312,972	171,535	-45.19

TABEL 5. PERKEMBANGAN EKSPOR INDONESIA MENURUT KOMODITI DAN NEGARA TUJUAN

JENIS BARANG	BERAT BERSIH (KG)		PERUB	NILAI FOB (US \$)		PERUB
	JAN-APR 2006	JAN-APR 2007	%	JAN-APR 2006	JAN-APR 2007	%
(1)	(2)	(3)	(4)	(5)	(6)	(7)
DENMARK	396,223	259,276	-34.56	1,065,117	806,856	-24.25
NORWAY	182,006	124,731	-31.47	529,696	494,887	-6.57
SWEDEN	541,279	373,181	-31.06	1,543,519	946,113	-38.70
FINLAND	556,167	488,949	-12.09	1,256,075	1,220,682	-2.82
IRELAND	73,305	257,355	251.07	134,019	688,526	413.75
ITALY	3,655,837	3,278,670	-10.32	8,822,702	8,193,319	-7.13
SPAIN	2,558,427	2,873,819	12.33	6,549,858	7,804,997	19.16
PORTUGAL	272,085	324,888	19.41	542,142	798,488	47.28
ICELAND	6,712	1,667	-75.16	17,094	1,712	-89.98
GREECE	1,300,885	800,226	-38.49	3,209,792	2,138,802	-33.37
HUNGARY	125,785	143,157	13.81	339,793	435,032	28.03
POLAND	446,403	589,468	32.05	1,253,404	1,473,494	17.56
ROMANIA	157,483	171,015	8.59	377,936	458,848	21.41
BULGARIA	29,163	49,632	70.19	66,408	116,365	75.23
YUGOSLAVIA	23,187	18,916	-18.42	20,244	38,768	91.50
AZERBAIJAN	3,300	0	-100.00	10,876	0	-100.00
BELARUS	6,188	6,088	-1.62	13,869	20,908	50.75
KAZAKHSTAN	19,591	17,491	-10.72	69,334	37,637	-45.72
KYRGYZSTAN	3,879	2,196	-43.39	2,946	4,974	68.84
MOLDOVA, REPUBLIC OF	4,139	0	-100.00	7,396	0	-100.00
UKRAINE	110,638	174,582	57.80	334,322	449,636	34.49
UZBEKISTAN	0	3,223	-	0	8,418	-
LITHUANIA	15,066	13,268	-11.93	48,730	33,241	-31.79
LATVIA	44,891	77,048	71.63	136,827	198,962	45.41
ESTONIA	25,524	50,122	96.37	49,767	96,345	93.59
GEORGIA	3,896	6,683	71.53	12,986	17,905	37.88
CROATIA	81,167	138,060	70.09	186,776	347,760	86.19
BOSNIA AND HERZEGOVINA	3,340	0	-100.00	12,228	0	-100.00
MALTA	0	6,637	-	0	26,165	-
SLOVAKIA	22,538	8,340	-63.00	152,297	66,324	-56.45
SLOVENIA	165,922	161,352	-2.75	339,109	394,421	16.31
CZECH REPUBLIC	168,089	70,057	-58.32	321,279	158,973	-50.52
REP. OF MACEDONIA	0	3,900	-	0	12,805	-
RUSSIA FEDERATION	321,490	465,471	44.79	1,093,771	1,686,253	54.17
<b>-DARI BAHAN LAINNYA</b>	<b>260,318,254</b>	<b>277,489,527</b>	<b>6.60</b>	<b>539,591,600</b>	<b>594,799,020</b>	<b>10.23</b>
JAPAN	28,336,211	30,270,948	6.83	46,961,865	50,680,723	7.92
HONG KONG	690,747	485,745	-29.68	843,327	1,063,241	26.08
KOREA, DEMOCRATIC PEOPLE'S REPL	7,284	0	-100.00	10,432	0	-100.00
KOREA, REPUBLIC OF	4,191,539	4,960,703	18.35	7,245,134	9,847,096	35.91
TAIWAN	2,693,265	2,996,400	11.26	4,413,021	5,114,837	15.90
CHINA	4,314,380	1,739,294	-59.69	3,325,047	1,857,146	-44.15
PAPUA NEW GUINEA	1,717	163	-90.51	3,228	473	-85.35
THAILAND	413,107	184,627	-55.31	539,268	342,950	-36.40
SINGAPORE	5,778,932	5,213,578	-9.78	6,075,306	5,204,490	-14.33
PHILIPPINES	633,623	519,019	-18.09	343,692	357,381	3.98
MALAYSIA	5,935,526	6,551,156	10.37	6,002,859	7,283,059	21.33
MYANMAR (FORM. BURMA)	8,628	384	-95.55	9,920	9,801	-1.20
CAMBODIA	6,286	10,080	60.36	4,165	84,055	1,918.13
BRUNEI DARUSSALAM	52,162	75,782	45.28	49,607	48,181	-2.87
VIET NAM	58,102	120,958	108.18	149,328	176,785	18.39
MALDIVES	806,071	341,049	-57.69	780,724	462,146	-40.81
INDIA	879,903	993,670	12.93	946,301	1,343,147	41.94
PAKISTAN	25,485	0	-100.00	35,888	0	-100.00
BANGLADESH	37,101	5,400	-85.45	24,095	10,305	-57.23
SRI LANKA	276,130	152,591	-44.74	434,906	151,583	-65.15
AFGHANISTAN	235,177	77,316	-67.12	169,738	62,530	-63.16
IRAQ	132,093	0	-100.00	98,324	0	-100.00
IRAN (ISLAMIC REPUBLIC OF)	175,260	99,166	-43.42	255,802	221,580	-13.38
SAUDI ARABIA	1,699,840	855,692	-49.66	1,284,630	963,791	-24.98
KUWAIT	1,009,903	489,276	-51.55	987,426	702,056	-28.90
JORDAN	202,922	175,348	-13.59	305,047	279,717	-8.30
LEBANON	269,135	459,390	70.69	403,013	679,373	68.57
YEMEN	167,365	256,673	53.36	171,714	311,270	81.27
OMAN	272,914	216,699	-20.60	192,032	198,631	3.44
SYRIA ARAB REPUBLIC	170	12,557	7,286.47	878	43,480	4,852.16
TURKEY	1,404,156	1,389,856	-1.02	3,298,173	3,663,512	11.08
UNITED ARAB EMIRATES	10,108,073	17,583,690	73.96	7,624,552	12,184,425	59.81
QATAR	107,721	101,657	-5.63	335,738	162,295	-51.66
BAHRAIN	335,710	269,220	-19.81	383,491	400,924	4.55
CYPRUS	336,151	264,012	-21.46	646,001	604,233	-6.47
EGYPT	274,562	379,462	38.21	324,860	429,620	32.25
LIBYAN ARAB JAMAHIRIYA	196,396	115,157	-41.36	165,712	87,946	-46.93
MOROCCO	580,818	423,183	-27.14	457,146	477,526	4.46
TUNISIA	34,771	36,089	3.79	156,574	180,294	15.15
ALGERIA	15,580	15,153	-11.58	20,510	22,771	11.02
SUDAN	649,978	274,394	-57.78	547,768	205,232	-62.53
NAMIBIA	12,409	4,664	-62.41	9,382	22,660	141.53

TABEL 5. PERKEMBANGAN EKSPOR INDONESIA MENURUT KOMODITI DAN NEGARA TUJUAN

JENIS BARANG	BERAT BERSIH (KG)		PERUB	NILAI FOB (US \$)		PERUB
	JAN-APR 2006	JAN-APR 2007	%	JAN-APR 2006	JAN-APR 2007	%
(1)	(2)	(3)	(4)	(5)	(6)	(7)
ETHIOPIA	21,357	172,057	705.62	22,273	158,211	610.33
TANZANIA, UNITED REPUBLIC OF	234,188	309,112	31.99	226,969	316,069	39.26
MADAGASCAR	15,900	17,170	7.99	14,012	16,461	17.48
KENYA	73,009	167,570	129.52	48,104	134,824	180.28
REUNION	605,813	738,882	21.97	976,187	1,221,993	25.18
MOZAMBIQUE	23,956	65,157	171.99	45,830	100,667	119.65
BOTSWANA	47,204	0	-100.00	51,531	0	-100.00
EQUATORIAL GUINEA	12,395	18,645	50.42	12,302	11,958	-2.80
TOGO	3,499	0	-100.00	6,950	0	-100.00
GHANA	23,557	103,361	338.77	24,159	126,819	424.93
GUINEA	3,985	0	-100.00	26,190	0	-100.00
ANGOLA	101,427	171,671	69.26	70,628	167,132	136.64
CONGO	72,705	32,818	-54.86	83,297	22,308	-73.22
CAMEROON	14,685	12,650	-13.86	36,909	5,695	-84.57
NIGERIA	54,107	56,146	3.77	69,504	58,990	-15.13
SIERRA LEONE	8,197	0	-100.00	7,945	0	-100.00
GABON	51,000	28,781	-43.57	59,771	43,248	-27.64
COTE D'IVOIRE	887	59,716	6,632.36	818	62,153	7,498.17
SENEGAL	1,288	9,765	658.15	3,464	19,323	457.82
MAURITANIA	0	69,848	-	0	139,875	-
BENIN	102,399	166,387	62.49	117,994	166,538	41.14
U.S. VIRGIN ISLANDS	48,687	39,004	-19.89	151,776	86,658	-42.90
SEYCHELLES	21,071	63,544	201.57	34,194	91,506	167.61
UGANDA	21,206	25,030	18.03	17,707	27,332	54.36
DJIBOUTI	347,980	180,973	-47.99	245,780	101,213	-58.82
SOUTH AFRICA	1,366,258	1,687,042	23.48	1,918,370	3,045,004	58.73
ZAMBIA	69,937	0	-100.00	42,851	0	-100.00
MAURITIUS	142,000	160,317	12.90	188,482	238,517	26.55
RWANDA	73,000	54,880	-24.82	75,899	54,878	-27.70
VIRGIN ISLANDS (BRITISH)	0	4,348	-	0	11,416	-
AUSTRALIA	9,687,689	9,483,494	-2.11	14,958,518	15,044,982	0.58
NEW ZEALAND	961,347	683,588	-28.89	1,482,656	1,429,236	-3.60
GUAM	71,524	21,734	-69.61	245,197	25,257	-89.70
NEW CALEDONIA	289,860	325,458	12.28	522,688	485,081	-7.19
NORTHERN MARIANA ISLANDS	443	0	-100.00	792	0	-100.00
SAINT VINCENT AND THE GRENADINES	10,688	13,776	28.89	22,801	43,845	92.29
VANUATU	13,700	13,074	-4.57	9,804	11,988	22.28
WALLIS AND FUTUNA ISLANDS	9,950	638	-93.59	8,451	645	-92.37
AMERICAN SAMOA	0	8,696	-	0	70,435	-
COOK ISLANDS	15,202	14,763	-2.89	26,061	28,031	7.56
FIJI	111,082	65,568	-40.97	292,125	112,306	-61.56
MARSHALL ISLANDS	2,059	0	-100.00	2,440	0	-100.00
SOLOMON ISLANDS	0	50	-	0	665	-
TONGA	0	631	-	0	779	-
EAST TIMOR	58,049	22,180	-61.79	117,169	59,709	-49.04
UNITED STATES	67,068,310	69,194,619	3.17	185,732,377	199,222,418	7.26
CANADA	4,226,788	3,841,044	-9.13	9,818,975	9,453,065	-3.73
MEXICO	438,725	582,530	32.78	976,032	1,137,546	16.55
GUATEMALA	36,894	43,487	17.87	63,980	81,826	27.89
HONDURAS	8,493	7,632	-10.14	2,265	10,785	376.16
NICARAGUA	5,820	0	-100.00	2,514	0	-100.00
PANAMA	104,822	324,550	209.62	284,902	633,986	122.53
CUBA	231	0	-100.00	204	0	-100.00
SURINAME	20,232	28,176	39.26	28,599	46,153	61.38
CHILE	66,876	45,125	-32.52	100,271	64,592	-35.58
VENEZUELA	42,822	63,895	49.21	75,819	160,554	111.76
ARGENTINA	99,813	119,259	19.48	186,236	249,396	33.91
BRAZIL	94,654	135,874	43.55	157,139	281,175	78.93
COLOMBIA	59,039	62,655	6.12	74,797	91,696	22.59
BOLIVIA	6,800	22,075	224.63	13,108	54,845	318.41
URUGUAY	10,305	1,836	-82.18	16,994	2,537	-85.07
PARAGUAY	2,268	0	-100.00	1,691	0	-100.00
ECUADOR	4,228	53,707	1,170.27	1,280	118,895	9,188.67
PERU	3,397	6,263	84.37	6,054	8,923	47.39
GUYANA	0	3,039	-	0	10,387	-
TRINIDAD AND TOBAGO	9,181	8,880	-3.28	12,505	20,196	61.50
BAHAMAS	66,785	26,928	-59.68	112,579	110,728	-1.64
JAMAICA	66,389	106,688	60.70	71,450	151,296	111.75
PUERTO RICO	272,878	409,338	50.01	672,734	792,892	17.86
BELIZE	317	0	-100.00	1,533	0	-100.00
DOMINICAN REPUBLIC	269,220	232,342	-13.70	476,023	443,221	-6.89
EL SALVADOR	10,883	4,650	-57.27	32,260	8,769	-72.82
COSTA RICA	62,024	96,536	55.64	70,517	156,329	121.69
HAITI	4,721	0	-100.00	3,201	0	-100.00
BARBADOS	36,268	26,279	-27.54	56,186	36,781	-34.54
ANTIGUA AND BARBUDA	23,229	13,405	-42.29	36,007	10,008	-72.21
ANGUILLA	0	1,113	-	0	4,633	-
ARUBA	33,566	66,540	98.24	62,430	148,778	138.31

TABEL 5. PERKEMBANGAN EKSPOR INDONESIA MENURUT KOMODITI DAN NEGARA TUJUAN

JENIS BARANG	BERAT BERSIH (KG)		PERUB	NILAI FOB (US \$)		PERUB
	JAN-APR 2006	JAN-APR 2007	%	JAN-APR 2006	JAN-APR 2007	%
(1)	(2)	(3)	(4)	(5)	(6)	(7)
BERMUDA	12,053	4,393	-63.55	66,313	18,223	-72.52
CAYMAN ISLANDS	23,244	36,277	56.07	38,627	82,615	113.88
DOMINICA	0	12,625	-	0	24,415	-
FALKLAND ISLANDS (MALVINAS)	8,048	1,859	-76.90	26,330	2,427	-90.78
FRENCH GUIANA	39,465	34,070	-13.67	78,604	67,970	-13.53
FRENCH POLYNESIA	374,132	384,320	2.72	537,710	561,302	4.39
GRENADA	0	12,709	-	0	13,148	-
MARTINIQUE	109,498	113,001	3.20	152,381	248,073	62.80
NETHERLANDS ANTILLES	146,502	103,951	-29.04	276,985	228,609	-17.47
NORFOLK ISLANDS	14,435	33	-99.77	20,018	186	-99.07
SAINT LUCIA	12,328	5,278	-57.19	34,322	21,921	-36.13
SAN MARINO	3,744	0	-100.00	16,576	0	-100.00
TURKS AND CAICOS ISLANDS	11,789	7,361	-37.56	10,116	22,420	121.63
GUADELOUPE	194,786	93,708	-51.89	287,962	239,485	-16.83
SAINT KITTS AND NEVIS	2,032	0	-100.00	2,880	0	-100.00
UNITED KINGDOM	17,045,411	22,073,860	29.50	31,831,290	35,436,507	11.33
NETHERLANDS	15,974,611	16,435,652	2.89	35,408,581	43,057,012	21.60
FRANCE	14,282,793	13,820,535	-3.24	33,841,245	35,250,468	4.16
GERMANY, FED. REP. OF	10,326,466	10,476,047	1.45	24,552,151	23,924,091	-2.56
AUSTRIA	249,017	299,010	20.08	685,979	888,668	29.55
BELGIUM	8,592,869	10,152,356	18.15	23,828,190	30,387,665	27.53
SWITZERLAND	294,084	351,262	19.44	986,700	808,378	-18.07
LUXEMBOURG	14,740	6,428	-56.39	88,534	19,162	-78.36
DENMARK	3,041,379	2,680,973	-11.85	9,187,836	9,161,100	-0.29
NORWAY	382,843	1,407,691	267.69	1,026,009	3,444,211	235.69
SWEDEN	2,353,170	2,508,261	6.59	5,830,923	6,876,294	17.93
FINLAND	840,118	842,090	0.23	1,744,250	2,747,109	57.50
IRELAND	1,737,485	2,105,438	21.18	3,827,682	4,487,417	17.24
ITALY	8,680,722	8,748,148	0.78	18,530,463	19,750,674	6.58
SPAIN	10,247,364	10,444,367	1.92	21,416,300	21,737,442	1.50
PORTUGAL	575,791	1,088,827	89.10	1,079,853	1,827,115	69.20
ICELAND	21,298	9,009	-57.70	64,890	29,649	-54.31
GREECE	1,336,519	2,150,243	60.88	2,946,646	5,171,027	75.49
DEMOCRATIC REPUBLIC OF THE CONG	26,385	37,872	43.54	35,929	26,494	-26.26
HUNGARY	220,134	82,512	-62.52	280,656	175,095	-37.61
POLAND	385,651	432,731	12.21	716,385	862,221	20.36
ROMANIA	55,504	68,691	23.76	68,315	112,985	65.39
BULGARIA	19,243	75,141	290.48	25,208	133,803	430.80
YUGOSLAVIA	39,140	28,561	-27.03	115,508	52,631	-54.44
BELARUS	399	0	-100.00	386	0	-100.00
UKRAINE	136,946	334,900	144.55	269,903	746,995	176.76
LITHUANIA	29,054	23,440	-19.32	52,141	65,892	26.37
LATVIA	81,175	137,291	69.13	203,119	361,970	78.21
ESTONIA	99,961	90,723	-9.24	194,276	198,530	2.19
GEORGIA	14,467	8,218	-43.19	22,838	28,127	23.16
CROATIA	383,079	303,626	-20.74	640,988	604,189	-5.74
BOSNIA AND HERZEGOVINA	0	3,527	-	0	8,913	-
MALTA	60,464	71,778	18.71	134,885	155,689	15.42
SLOVAKIA	26,566	71,810	170.31	17,641	65,317	270.26
SLOVENIA	206,993	205,723	-0.61	381,039	302,268	-20.67
CZECH REPUBLIC	157,527	190,776	21.11	293,394	729,872	148.77
REP. OF MACEDONIA	0	1,599	-	0	4,010	-
RUSSIA FEDERATION	112,259	193,636	72.49	256,759	433,814	68.96
<b>-AN ORGANIK</b>	<b>516,855,459</b>	<b>555,234,544</b>	<b>7.43</b>	<b>160,710,616</b>	<b>155,188,060</b>	<b>-3.44</b>
JAPAN	97,461,926	40,868,240	-58.07	33,051,676	13,196,020	-60.07
HONG KONG	504,000	356,375	-29.29	58,917	54,000	-8.35
KOREA, DEMOCRATIC PEOPLE'S REPL	15,024,261	0	-100.00	4,845,624	0	-100.00
KOREA, REPUBLIC OF	80,174,306	99,429,524	24.02	21,392,294	27,926,718	30.55
TAIWAN	130,124,307	136,038,009	4.54	37,862,706	37,970,304	0.28
CHINA	13,548,952	19,762,309	45.86	7,004,960	6,803,803	-2.87
PAPUA NEW GUINEA	39,650	48,000	21.06	8,557	9,205	7.57
THAILAND	44,996,714	44,208,065	-1.75	15,080,694	11,015,622	-26.96
SINGAPORE	16,186,090	12,698,431	-21.55	5,539,651	4,716,065	-14.87
PHILIPPINES	18,523,220	28,618,135	54.50	4,744,825	7,739,673	63.12
MALAYSIA	24,722,360	29,136,839	17.86	8,249,611	7,720,266	-6.42
MYANMAR (FORM. BURMA)	938,306	240,000	-74.42	215,673	101,986	-52.71
CAMBODIA	1,910	0	-100.00	16,020	0	-100.00
BRUNEI DARUSSALAM	3,046,000	3,805,000	24.92	379,580	488,315	28.65
NEPAL	0	20,000	-	0	8,730	-
VIET NAM	17,969,608	15,332,474	-14.68	6,691,971	4,987,091	-25.48
MALDIVES	7,583	18,679	146.33	1,125	6,780	502.67
INDIA	17,938,029	75,237,167	319.43	5,668,354	18,693,696	229.79
PAKISTAN	615,774	1,188,975	93.09	190,520	327,263	71.77
BANGLADESH	6,201,102	3,945,855	-36.37	793,542	677,484	-14.63
SRI LANKA	1,356,699	1,656,032	22.06	354,610	457,221	28.94
IRAN (ISLAMIC REPUBLIC OF)	0	200,000	-	0	182,000	-
SAUDI ARABIA	457,398	398,578	-12.86	323,992	274,840	-15.17

TABEL 5. PERKEMBANGAN EKSPOR INDONESIA MENURUT KOMODITI DAN NEGARA TUJUAN

JENIS BARANG	BERAT BERSIH (KG)		PERUB	NILAI FOB (US \$)		PERUB
	JAN-APR 2006	JAN-APR 2007	%	JAN-APR 2006	JAN-APR 2007	%
(1)	(2)	(3)	(4)	(5)	(6)	(7)
OMAN	0	6	-	0	1,400	-
TURKEY	22,000	38,107	73.21	7,172	12,494	74.21
UNITED ARAB EMIRATES	12,062	2,072	-82.82	21,481	2,791	-87.01
EGYPT	0	625,000	-	0	54,355	-
SUDAN	64,350	64,350	0.00	11,197	11,326	1.15
TANZANIA, UNITED REPUBLIC OF	1,202	1,750,000	145,490.68	1,795	174,505	9,621.73
MADAGASCAR	25,000	260,000	940.00	2,250	31,416	1,296.27
KENYA	204,000	1,684,000	725.49	25,120	174,120	593.15
GUINEA	44,000	72,000	63.64	6,424	31,680	393.15
NIGERIA	17,000	36,815	116.56	38,868	64,902	66.98
SOUTH AFRICA	885,683	389,330	-56.04	259,488	206,253	-20.52
MAURITIUS	1,199,600	1,590,144	32.56	123,910	173,951	40.38
AUSTRALIA	17,411,042	30,825,154	77.04	5,337,924	8,450,883	58.32
NEW ZEALAND	435,817	244,492	-43.90	316,515	209,148	-33.92
EAST TIMOR	224	0	-100.00	18	0	-100.00
UNITED STATES	4,392,591	1,562,084	-64.44	1,179,793	547,970	-53.55
CANADA	0	75,000	-	0	54,750	-
MEXICO	0	40,000	-	0	13,000	-
BRAZIL	0	1	-	0	2	-
UNITED KINGDOM	186,081	268,000	44.02	86,859	91,225	5.03
NETHERLANDS	22,200	110,105	395.97	8,412	39,811	373.26
FRANCE	261,055	449,000	71.99	88,499	184,459	108.43
GERMANY, FED. REP. OF	202,051	610,052	201.93	68,442	388,505	467.64
AUSTRIA	0	1,000	-	0	500	-
BELGIUM	335,024	264,130	-21.16	111,356	88,196	-20.80
DENMARK	80,003	20,000	-75.00	28,619	7,000	-75.54
SWEDEN	9,918	56,521	469.88	20,537	45,214	120.16
FINLAND	59,861	140,500	134.71	24,080	54,538	126.49
ITALY	734,500	626,854	-14.66	237,153	456,517	92.50
SPAIN	168,000	132,000	-21.43	57,458	47,058	-18.10
PORTUGAL	44,000	22,000	-50.00	14,344	7,348	-48.77
GREECE	0	9,140	-	0	182,001	-
DEMOCRATIC REPUBLIC OF THE CONG	0	40,000	-	0	16,990	-
ROMANIA	200,000	0	-100.00	158,000	0	-100.00
LITHUANIA	0	20,000	-	0	6,670	-
<b>-ORGANIK</b>	<b>664,673,951</b>	<b>972,442,730</b>	<b>46.30</b>	<b>469,384,680</b>	<b>825,943,869</b>	<b>75.96</b>
JAPAN	85,698,820	144,903,725	69.08	41,856,421	68,274,904	63.12
HONG KONG	3,945,779	6,936,305	75.79	8,954,444	11,050,627	23.41
KOREA, REPUBLIC OF	38,212,625	59,849,809	56.62	23,243,205	51,557,915	121.82
TAIWAN	11,713,495	71,336,992	509.02	9,002,308	68,000,608	655.37
CHINA	190,394,833	186,197,260	-2.20	144,044,145	176,624,675	22.62
PAPUA NEW GUINEA	0	33,666	-	0	40,228	-
THAILAND	49,241,343	121,950,956	147.66	23,069,817	116,111,497	403.30
SINGAPORE	9,987,302	62,096,754	521.76	10,566,180	53,808,096	409.25
PHILIPPINES	9,875,163	15,961,118	61.63	5,819,850	9,168,299	57.53
MALAYSIA	114,249,877	116,548,631	2.01	47,810,390	72,703,485	52.07
MYANMAR (FORM. BURMA)	391,162	490,270	25.34	238,561	375,302	57.32
CAMBODIA	583,051	1,199,931	105.80	694,900	1,499,858	115.84
BRUNEI DARUSSALAM	17,928	18,266	1.89	19,731	20,248	2.62
LAO PEOPLE'S DEMOCRATIC REPUBLI	0	690	-	0	495	-
NEPAL	163,761	45,000	-72.52	162,148	41,900	-74.16
VIET NAM	9,908,051	16,917,322	70.74	6,687,698	18,607,632	178.24
INDIA	27,110,550	25,599,954	-5.57	20,785,271	23,171,045	11.48
PAKISTAN	2,348,468	6,631,985	182.40	2,812,874	6,966,044	147.65
BANGLADESH	840,743	1,088,230	29.44	648,830	900,139	38.73
SRI LANKA	184,515	1,072,197	481.09	239,553	1,099,705	359.07
AFGHANISTAN	50,746	0	-100.00	191,877	0	-100.00
IRAN (ISLAMIC REPUBLIC OF)	1,087,749	810,100	-25.53	1,044,032	807,182	-22.69
SAUDI ARABIA	460,196	1,038,730	125.71	678,292	1,674,185	146.82
KUWAIT	12,204	35,077	187.42	62,934	116,880	85.72
JORDAN	408,929	488,088	19.36	331,255	335,444	1.26
LEBANON	0	35,000	-	0	48,024	-
YEMEN	9,949	0	-100.00	24,198	0	-100.00
OMAN	0	1,933	-	0	19,000	-
SYRIA ARAB REPUBLIC	0	228,249	-	0	253,633	-
TURKEY	877,612	14,552,812	1,558.23	832,421	12,744,770	1,431.05
UNITED ARAB EMIRATES	925,928	287,006	-69.00	862,472	365,564	-57.61
QATAR	1,326	5,237,875	394,913.20	5,502	5,661,866	102,805.60
EGYPT	1,228,181	842,075	-31.44	867,102	665,974	-23.20
MOROCCO	286,400	160,000	-44.13	234,262	206,000	-12.06
TUNISIA	20,000	0	-100.00	12,900	0	-100.00
ALGERIA	37,500	18,750	-50.00	65,428	36,413	-44.35
SUDAN	1,917	106,212	5,440.53	19,800	68,416	245.54
ETHIOPIA	3,230	0	-100.00	52,173	0	-100.00
TANZANIA, UNITED REPUBLIC OF	20,000	216,225	981.13	12,358	109,330	784.69
MADAGASCAR	80,024	0	-100.00	104,127	0	-100.00
KENYA	89,160	225,316	152.71	90,945	163,508	79.79

TABEL 5. PERKEMBANGAN EKSPOR INDONESIA MENURUT KOMODITI DAN NEGARA TUJUAN

JENIS BARANG	BERAT BERSIH (KG)		PERUB	NILAI FOB (US \$)		PERUB
	JAN-APR 2006	JAN-APR 2007	%	JAN-APR 2006	JAN-APR 2007	%
(1)	(2)	(3)	(4)	(5)	(6)	(7)
MOZAMBIQUE	40,000	0	-100.00	26,000	0	-100.00
GHANA	238,080	269,425	13.17	219,703	170,007	-22.62
GUINEA	0	1	-	0	10	-
CAMEROON	21,600	21,600	0.00	7,236	10,212	41.13
NIGERIA	2,990,263	5,404,757	80.75	2,001,560	2,831,822	41.48
SIERRA LEONE	229,156	53,071	-76.84	248,137	65,278	-73.69
COTE D'IVOIRE	172,800	126,400	-26.85	65,539	61,504	-6.16
SENEGAL	0	2,941	-	0	22,620	-
BENIN	0	9,090	-	0	17,675	-
DJIBOUTI	20,000	0	-100.00	13,200	0	-100.00
SAINT HELENA	63,000	0	-100.00	52,486	0	-100.00
SWAZILAND	0	700	-	0	48,287	-
SOUTH AFRICA	1,308,425	1,120,555	-14.36	1,368,963	996,702	-27.19
ZAMBIA	0	300,000	-	0	174,900	-
MALAWI	100,000	82,000	-18.00	63,400	47,850	-24.53
MAURITIUS	34,150	67,273	96.99	40,349	84,084	108.39
AUSTRALIA	7,788,960	7,363,194	-5.47	7,651,602	7,591,551	-0.78
NEW ZEALAND	778,243	848,216	8.99	783,998	889,782	13.49
NEW CALEDONIA	0	1,149	-	0	1,370	-
FIJI	20,387	244	-98.80	23,017	2,436	-89.42
SOLOMON ISLANDS	310	1,693	446.13	5,502	2,148	-60.96
TOKELAU	100,000	0	-100.00	102,100	0	-100.00
EAST TIMOR	57,268	50,722	-11.43	71,216	97,631	37.09
UNITED STATES	19,989,694	17,192,545	-13.99	20,346,588	17,691,952	-13.05
CANADA	1,304,987	1,103,945	-15.41	1,154,543	1,303,588	12.91
MEXICO	615,822	659,692	7.12	680,249	1,194,741	75.63
GUATEMALA	19,980	35,000	75.18	7,140	49,360	591.32
CHILE	245,476	1,035,700	321.91	195,154	991,411	408.01
VENEZUELA	85,499	297,499	247.96	117,527	389,911	231.76
ARGENTINA	832,882	873,053	4.82	784,745	901,126	14.83
BRAZIL	2,520,551	2,057,355	-18.38	2,065,801	2,094,255	1.38
COLOMBIA	369,098	910,400	146.66	433,381	1,237,545	185.56
URUGUAY	17,700	70,500	298.31	202,085	218,296	8.02
PARAGUAY	12,000	60,000	400.00	24,600	35,174	42.98
ECUADOR	69,200	0	-100.00	88,280	0	-100.00
PERU	151,400	411,900	172.06	331,160	515,675	55.72
TRINIDAD AND TOBAGO	262	0	-100.00	2,328	0	-100.00
JAMAICA	0	12,177	-	0	10,297	-
PUERTO RICO	5,000	500	-90.00	342,365	26,340	-92.31
DOMINICAN REPUBLIC	77,698	52,500	-32.43	67,762	65,208	-3.77
EL SALVADOR	19,500	0	-100.00	5,265	0	-100.00
COSTA RICA	21,600	35,006	62.06	7,560	48,060	535.71
DOMINICA	108,000	0	-100.00	39,280	0	-100.00
UNITED KINGDOM	4,865,471	3,696,125	-24.03	4,242,139	4,102,830	-3.28
NETHERLANDS	11,825,205	15,574,102	31.70	13,826,620	18,110,362	30.98
FRANCE	1,083,737	1,149,316	6.05	1,713,596	1,601,549	-6.54
GERMANY, FED. REP. OF	7,628,225	8,185,444	7.30	10,015,188	11,548,700	15.31
AUSTRIA	1,550	0	-100.00	113,111	0	-100.00
BELGIUM	16,911,768	16,194,504	-4.24	25,115,072	21,456,115	-14.57
SWITZERLAND	77,684	79,539	2.39	136,946	266,617	94.69
DENMARK	51,000	40,000	-21.57	29,436	76,314	159.25
NORWAY	64,240	85,317	32.81	41,029	118,138	187.94
SWEDEN	463,999	620,000	33.62	650,219	830,621	27.74
FINLAND	889,550	436,210	-50.96	1,270,231	624,749	-50.82
IRELAND	129,429	6,231	-95.19	210,509	242,394	15.15
ITALY	7,794,976	10,830,423	38.94	7,326,433	10,093,627	37.77
SPAIN	7,046,142	3,809,094	-45.94	7,635,854	4,467,005	-41.50
PORTUGAL	351,815	312,500	-11.17	352,199	321,019	-8.85
GREECE	73,800	109,300	48.10	125,901	139,314	10.65
DEMOCRATIC REPUBLIC OF THE CONG	68,663	81,600	18.84	81,903	117,552	43.53
HUNGARY	70,536	85,848	21.71	149,138	197,328	32.31
POLAND	66,000	1,821,000	2,659.09	100,667	2,203,424	2,088.82
ROMANIA	35,000	70,000	100.00	41,072	87,149	112.19
BULGARIA	222,319	187,535	-15.65	178,029	152,023	-14.61
UKRAINE	101,300	228,750	125.81	148,728	319,658	114.93
LITHUANIA	34,000	155,980	358.76	45,244	217,768	381.32
LATVIA	35,000	52,500	50.00	43,476	69,841	60.64
ESTONIA	14,399	78,000	441.70	11,072	48,945	342.06
CROATIA	0	3	-	0	6	-
SLOVENIA	207,999	344,997	65.86	233,743	444,771	90.28
CZECH REPUBLIC	204,000	466,000	128.43	218,224	543,653	149.13
RUSSIA FEDERATION	3,458,636	4,049,100	17.07	3,540,676	4,354,698	22.99
<b>-LAINNYA</b>	<b>124,191,224</b>	<b>475,387,939</b>	<b>282.79</b>	<b>47,314,112</b>	<b>199,422,443</b>	<b>321.49</b>
JAPAN	3,150,670	34,200,190	985.49	1,673,000	18,004,417	976.18
HONG KONG	300	132,640	44,113.33	200	226,005	112,902.50
KOREA, REPUBLIC OF	39,697,685	64,934,962	63.57	21,193,297	37,259,988	75.81
TAIWAN	2,091,296	48,888,102	2,237.69	1,589,292	23,931,971	1,405.83

TABEL 5. PERKEMBANGAN EKSPOR INDONESIA MENURUT KOMODITI DAN NEGARA TUJUAN

JENIS BARANG	BERAT BERSIH (KG)		PERUB	NILAI FOB (US \$)		PERUB
	JAN-APR 2006	JAN-APR 2007	%	JAN-APR 2006	JAN-APR 2007	%
(1)	(2)	(3)	(4)	(5)	(6)	(7)
CHINA	18,469,721	29,204,565	58.12	6,185,483	14,246,140	130.32
THAILAND	4,174,747	8,424,594	101.80	2,225,849	4,963,212	122.98
SINGAPORE	56,397,065	288,338,054	411.26	14,208,324	99,417,766	599.71
PHILIPPINES	52,361	359,890	587.32	54,403	414,899	662.64
MALAYSIA	39,251	103,731	164.28	59,864	103,079	72.19
MYANMAR (FORM. BURMA)	86,485	619,662	616.50	74,150	609,403	721.85
CAMBODIA	0	48	-	0	693	-
VIET NAM	3,002	33,419	1,013.22	8,414	48,307	474.13
MALDIVES	3,166	0	-100.00	6,847	0	-100.00
INDIA	4,291	1,298	-69.75	3,646	3,210	-11.96
BANGLADESH	7,109	48,000	575.20	2,455	80,900	3,195.32
SRI LANKA	4,596	6,774	47.39	9,999	16,367	63.69
UNITED ARAB EMIRATES	760	870	14.47	1,872	4,615	146.53
SUDAN	0	369	-	0	850	-
AUSTRALIA	234	556	137.61	1,884	4,176	121.66
NEW ZEALAND	0	32,988	-	0	37,391	-
UNITED STATES	8,342	55,827	569.23	14,167	45,731	222.80
UNITED KINGDOM	0	1,400	-	0	3,323	-
NETHERLANDS	117	0	-100.00	588	0	-100.00
GERMANY, FED. REP. OF	26	0	-100.00	378	0	-100.00
<b>PUPUK</b>	<b>57,886,704</b>	<b>57,310,671</b>	<b>-1.00</b>	<b>12,646,453</b>	<b>15,189,169</b>	<b>20.11</b>
JAPAN	12,347,769	12,270,289	-0.63	1,652,780	1,520,367	-8.01
HONG KONG	0	180	-	0	268	-
KOREA, REPUBLIC OF	152,000	467,491	207.56	15,852	58,234	267.36
TAIWAN	167,270	329,327	96.88	27,714	46,814	68.92
CHINA	37,856	17,999	-52.45	32,829	2,862	-91.28
THAILAND	6,387,804	10,025,030	56.94	1,497,829	3,057,827	104.15
SINGAPORE	167,642	226,536	35.13	22,990	35,978	56.49
PHILIPPINES	5,635,810	8,730,855	54.92	1,302,876	2,665,615	104.59
MALAYSIA	9,290,501	22,821,564	145.64	2,189,745	7,115,366	224.94
LAO PEOPLE'S DEMOCRATIC REPUBLI	0	516	-	0	370	-
VIET NAM	21,863,647	20,000	-99.91	5,374,821	3,900	-99.93
MALDIVES	0	176	-	0	232	-
INDIA	1,000	0	-100.00	3,000	0	-100.00
TURKEY	0	330,000	-	0	95,700	-
KENYA	144,000	490,612	240.70	36,720	117,240	219.28
AUSTRALIA	1,226,200	1,109,525	-9.52	169,475	226,822	33.84
NEW ZEALAND	44,000	22,000	-50.00	5,060	3,720	-26.48
UNITED STATES	34,999	101,025	188.65	4,585	28,305	517.34
BRAZIL	0	21,546	-	0	60,329	-
NETHERLANDS	949	22,000	2,218.23	2,450	3,300	34.69
FRANCE	0	44,000	-	0	5,720	-
GERMANY, FED. REP. OF	950	0	-100.00	2,655	0	-100.00
AUSTRIA	72,000	0	-100.00	9,360	0	-100.00
BELGIUM	5,000	0	-100.00	95,400	0	-100.00
SWITZERLAND	52	0	-100.00	1,930	0	-100.00
IRELAND	220,000	220,000	0.00	25,300	33,000	30.43
ITALY	11,795	0	-100.00	67,482	0	-100.00
SPAIN	75,460	40,000	-46.99	105,600	107,200	1.52
<b>PRODUK PHARMASI</b>	<b>2,511,713</b>	<b>3,460,385</b>	<b>37.77</b>	<b>36,256,061</b>	<b>48,344,209</b>	<b>33.34</b>
JAPAN	43,641	41,371	-5.20	2,630,179	2,457,425	-6.57
HONG KONG	27,418	24,248	-11.56	621,013	605,381	-2.52
KOREA, REPUBLIC OF	18,988	37,819	99.17	11,564,570	5,249,871	-54.60
TAIWAN	124,169	5,025	-95.95	148,375	141,040	-4.94
CHINA	10,522	10,028	-4.69	99,118	1,970,125	1,887.66
MONGOLIA	7,555	15,400	103.84	28,902	81,292	181.27
MACAU	24	10	-58.33	5,500	1,622	-70.51
PAPUA NEW GUINEA	7,040	2,895	-58.88	136,054	53,178	-60.91
THAILAND	127,294	162,732	27.84	5,833,527	5,879,514	0.79
SINGAPORE	121,842	150,313	23.37	1,904,915	1,602,364	-15.88
PHILIPPINES	155,250	357,872	130.51	2,601,552	4,062,402	56.15
MALAYSIA	257,924	379,264	47.04	965,183	927,464	-3.91
MYANMAR (FORM. BURMA)	72,752	168,647	131.81	603,727	984,132	63.01
CAMBODIA	22,924	45,777	99.69	408,513	749,011	83.35
BRUNEI DARUSSALAM	7,373	7,562	2.56	37,523	30,306	-19.23
NEPAL	0	1,041	-	0	142,811	-
VIET NAM	82,127	62,876	-23.44	1,935,983	2,258,387	16.65
INDIA	1,598	4,623	189.30	1,359,435	6,261,238	360.58
PAKISTAN	55,064	70,893	28.75	87,353	238,962	173.56
BANGLADESH	26,512	3,852	-85.47	339,735	194,771	-42.67
SRI LANKA	1,071,611	1,022,783	-4.56	1,421,063	2,014,705	41.77
AFGHANISTAN	0	5,975	-	0	176,693	-
SAUDI ARABIA	32,767	0	-100.00	102,825	0	-100.00
JORDAN	0	1,548	-	0	285,391	-
LEBANON	14	801	5,621.43	752	22,135	2,843.48
YEMEN	492	19,551	3,873.78	5,193	345,263	6,548.62



TABEL 5. PERKEMBANGAN EKSPOR INDONESIA MENURUT KOMODITI DAN NEGARA TUJUAN

JENIS BARANG	BERAT BERSIH (KG)		PERUB	NILAI FOB (US \$)		PERUB
	JAN-APR 2006	JAN-APR 2007	%	JAN-APR 2006	JAN-APR 2007	%
(1)	(2)	(3)	(4)	(5)	(6)	(7)
OMAN	70	0	-100.00	95	0	-100.00
TURKEY	0	1,606	-	0	345,000	-
UNITED ARAB EMIRATES	3,052	4,175	36.80	55,963	40,177	-28.21
BAHRAIN	340	0	-100.00	5,062	0	-100.00
EGYPT	0	11	-	0	90	-
LIBYAN ARAB JAMAHIRIYA	0	147	-	0	22,800	-
MOROCCO	0	1,480	-	0	149,680	-
ALGERIA	1,622	1,622	0.00	366,050	366,150	0.03
SUDAN	6,962	1	-99.99	82,253	9	-99.99
LESOTHO	174	0	-100.00	9,319	0	-100.00
ETHIOPIA	939	29	-96.91	50,351	1,024	-97.97
TANZANIA, UNITED REPUBLIC OF	2,427	0	-100.00	122,804	0	-100.00
KENYA	0	743	-	0	53,103	-
EQUATORIAL GUINEA	319	0	-100.00	934	0	-100.00
TOGO	12,237	61,191	400.05	139,065	694,651	399.52
GHANA	0	75,557	-	0	859,888	-
LIBERIA	0	1,169	-	0	82,650	-
GUINEA	8,077	0	-100.00	733,106	0	-100.00
CAMEROON	342	0	-100.00	22,239	0	-100.00
NIGERIA	41,700	490,605	1,076.51	476,110	5,105,649	972.37
GABON	0	6,089	-	0	69,850	-
COTE D'IVOIRE	6,528	15,180	132.54	73,555	212,361	188.71
MAURITANIA	0	284	-	0	29,376	-
BENIN	244	6,195	2,438.93	1,260	33,126	2,529.05
GUINEA BISSAU	0	126	-	0	8,793	-
CENTRAL AFRICAN REPUBLIC	0	104	-	0	8,370	-
SOUTH AFRICA	6,486	9,032	39.25	258,950	299,359	15.60
ZIMBABWE	0	1,939	-	0	200,889	-
MAURITIUS	0	300	-	0	473	-
AUSTRALIA	7,980	14,421	80.71	139,757	1,528,471	993.66
NEW ZEALAND	68	0	-100.00	86	0	-100.00
FIJI	0	250	-	0	4,170	-
SAMOA	86	0	-100.00	518	0	-100.00
EAST TIMOR	16,303	0	-100.00	75,682	0	-100.00
UNITED STATES	96,798	131,718	36.08	60,213	113,494	88.49
CANADA	2	0	-100.00	20	0	-100.00
MEXICO	1,284	59	-95.40	225,069	210,000	-6.70
GUATEMALA	1,987	0	-100.00	25,641	0	-100.00
PANAMA	0	552	-	0	38,714	-
SURINAME	0	3,204	-	0	28,018	-
VENEZUELA	658	0	-100.00	51,393	0	-100.00
URUGUAY	0	500	-	0	128,250	-
ECUADOR	8,346	7,284	-12.72	109,984	93,514	-14.97
PERU	118	0	-100.00	9,080	0	-100.00
EL SALVADOR	637	0	-100.00	35,161	0	-100.00
NETHERLANDS ANTILLES	1,480	0	-100.00	30,691	0	-100.00
UNITED KINGDOM	1	8,256	825,500.00	151	254,313	168,319.21
NETHERLANDS	3,870	5,935	53.36	75,556	342,869	353.79
FRANCE	981	660	-32.72	51,336	39,499	-23.06
GERMANY, FED. REP. OF	2,288	1,087	-52.49	85,793	22,848	-73.37
AUSTRIA	0	8	-	0	210	-
BELGIUM	2,015	3,854	91.27	15,244	27,428	79.93
SWITZERLAND	14	1	-92.86	125	120	-4.00
NORWAY	159	103	-35.22	10,038	6,436	-35.88
SWEDEN	10	0	-100.00	249	0	-100.00
FINLAND	14	106	657.14	20	6,895	34,375.00
ITALY	1	284	28,300.00	32	84,590	264,243.75
SPAIN	0	137	-	0	20	-
ROMANIA	0	100	-	0	279	-
TURKMENISTAN	0	249	-	0	25,704	-
UZBEKISTAN	20	1,126	5,530.00	5,890	69,416	1,078.54
CROATIA	13	0	-100.00	26	0	-100.00
RUSSIA FEDERATION	160	0	-100.00	10,200	0	-100.00
<b>KULIT DAN BARANG DARI KULIT</b>	<b>6,017,101</b>	<b>3,973,553</b>	<b>-33.96</b>	<b>55,550,666</b>	<b>69,935,216</b>	<b>25.89</b>
JAPAN	67,044	41,178	-38.58	1,235,490	1,536,746	24.38
HONG KONG	510,218	634,470	24.35	8,027,713	10,426,209	29.88
KOREA, REPUBLIC OF	193,003	175,187	-9.23	889,806	1,050,013	18.00
TAIWAN	118,520	149,738	26.34	999,417	2,306,795	130.81
CHINA	572,804	436,651	-23.77	5,739,379	9,707,147	69.13
MACAU	421	1,208	186.94	17,971	52,070	189.74
PAPUA NEW GUINEA	7,517	0	-100.00	22,232	0	-100.00
THAILAND	199,276	232,585	16.72	2,307,525	4,592,650	99.03
SINGAPORE	399,733	194,200	-51.42	6,143,229	5,545,095	-9.74
PHILIPPINES	6,379	9,277	45.43	73,161	74,424	1.73
MALAYSIA	420,808	521,643	23.96	6,104,244	8,669,321	42.02
CAMBODIA	8,728	5,533	-36.61	204,944	125,179	-38.92
BRUNEI DARUSSALAM	0	237	-	0	66	-

TABEL 5. PERKEMBANGAN EKSPOR INDONESIA MENURUT KOMODITI DAN NEGARA TUJUAN

JENIS BARANG	BERAT BERSIH (KG)		PERUB	NILAI FOB (US \$)		PERUB
	JAN-APR 2006	JAN-APR 2007	%	JAN-APR 2006	JAN-APR 2007	%
(1)	(2)	(3)	(4)	(5)	(6)	(7)
VIET NAM	168,919	105,076	-37.80	2,175,942	2,365,120	8.69
MALDIVES	453	1,282	183.00	2,510	7,846	212.59
INDIA	564,429	256,014	-54.64	4,630,240	5,320,556	14.91
PAKISTAN	25,708	0	-100.00	31,012	0	-100.00
BANGLADESH	33,992	60,429	77.77	154,599	1,032,749	568.02
SRI LANKA	1,417	3,108	119.34	57,298	118,285	106.44
IRAN (ISLAMIC REPUBLIC OF)	0	9,033	-	0	28,957	-
SAUDI ARABIA	14	7	-50.00	2,191	83	-96.21
KUWAIT	2,400	0	-100.00	6,564	0	-100.00
LEBANON	11,456	13	-99.89	38,604	1,379	-96.43
TURKEY	34,137	1,970	-94.23	23,582	8,588	-63.58
UNITED ARAB EMIRATES	304,792	7,244	-97.62	203,787	91,003	-55.34
CYPRUS	0	6	-	0	32	-
TUNISIA	0	1,272	-	0	2,340	-
TANZANIA, UNITED REPUBLIC OF	26	0	-100.00	68	0	-100.00
KENYA	0	1,340	-	0	3,310	-
REUNION	541	0	-100.00	1,793	0	-100.00
SENEGAL	0	33	-	0	242	-
SEYCHELLES	67	3	-95.52	132	112	-15.15
UGANDA	20	0	-100.00	418	0	-100.00
SOUTH AFRICA	38	287	655.26	590	1,631	176.44
MAURITIUS	1,337	41	-96.93	744	430	-42.20
VIRGIN ISLANDS (BRITISH)	627	0	-100.00	8,000	0	-100.00
AUSTRALIA	8,979	195,067	2,072.48	149,820	468,599	212.77
NEW ZEALAND	1,101	750	-31.88	19,899	17,452	-12.30
GUAM	8	10	25.00	26	250	861.54
NEW CALEDONIA	4,197	311	-92.59	10,443	1,183	-88.67
COOK ISLANDS	0	25	-	0	298	-
FIJI	429	125	-70.86	1,551	516	-66.73
EAST TIMOR	422	0	-100.00	242	0	-100.00
UNITED STATES	156,386	200,408	28.15	4,691,535	6,357,364	35.51
CANADA	8,577	3,248	-62.13	186,068	79,922	-57.05
MEXICO	1,653	3,877	134.54	56,309	157,326	179.40
CHILE	165	0	-100.00	317	0	-100.00
VENEZUELA	38	588	1,447.37	771	10,187	1,221.27
BRAZIL	64,408	5,207	-91.92	378,806	15,096	-96.01
BAHAMAS	258	0	-100.00	186	0	-100.00
JAMAICA	0	227	-	0	538	-
PUERTO RICO	346	428	23.70	5,267	4,537	-13.86
DOMINICAN REPUBLIC	91	777	753.85	360	1,518	321.67
COSTA RICA	38	76	100.00	375	65	-82.67
BERMUDA	226	0	-100.00	1,579	0	-100.00
FRENCH GUIANA	48	0	-100.00	455	0	-100.00
FRENCH POLYNESIA	445	1,330	198.88	2,363	2,086	-11.72
MARTINIQUE	95	12	-87.37	218	258	18.35
NETHERLANDS ANTILLES	285	12	-95.79	3,985	769	-80.70
SAINT LUCIA	0	31	-	0	1,099	-
UNITED KINGDOM	46,683	6,701	-85.65	524,940	242,589	-53.79
NETHERLANDS	181,639	58,283	-67.91	1,032,843	479,173	-53.61
FRANCE	38,162	14,166	-62.88	537,835	181,244	-66.30
GERMANY, FED. REP. OF	71,704	101,831	42.02	1,452,484	1,906,138	31.23
AUSTRIA	15	37	146.67	67	122	82.09
BELGIUM	4,360	679	-84.43	32,201	2,965	-90.79
SWITZERLAND	151	3,553	2,252.98	9,921	39,676	299.92
DENMARK	1,098	4,080	271.58	11,888	15,501	30.39
NORWAY	1,181,563	125	-99.99	2,416,845	1,558	-99.94
SWEDEN	73,995	1,874	-97.47	264,973	39,579	-85.06
FINLAND	1,541	97	-93.71	3,788	616	-83.74
IRELAND	49	1,218	2,385.71	497	10,107	1,933.60
ITALY	212,181	171,094	-19.36	2,471,551	3,661,459	48.14
SPAIN	291,488	336,919	15.59	2,120,165	3,064,994	44.56
PORTUGAL	790	2,423	206.71	11,725	52,073	344.12
ICELAND	5,130	0	-100.00	16,552	0	-100.00
GREECE	2,182	5,655	159.17	11,701	13,165	12.51
HUNGARY	340	493	45.00	2,476	1,467	-40.75
POLAND	58	2,138	3,586.21	453	33,446	7,283.22
BULGARIA	178	0	-100.00	9,974	0	-100.00
YUGOSLAVIA	15	0	-100.00	285	0	-100.00
CROATIA	747	440	-41.10	3,098	481	-84.47
SLOVAKIA	13	94	623.08	644	812	26.09
CZECH REPUBLIC	0	79	-	0	610	-
<b>KACA DAN BARANG DARI KACA</b>	<b>254,057,672</b>	<b>246,456,343</b>	<b>-2.99</b>	<b>127,225,785</b>	<b>143,473,160</b>	<b>12.77</b>
JAPAN	27,398,718	41,389,671	51.06	19,039,200	31,776,213	66.90
HONG KONG	1,520,385	795,568	-47.67	618,800	1,229,166	98.64
KOREA, REPUBLIC OF	10,572,201	8,336,173	-21.15	4,115,831	3,513,649	-14.63
TAIWAN	5,097,910	4,179,653	-18.01	1,820,962	1,745,643	-4.14
CHINA	9,784,653	8,320,893	-14.96	6,401,211	5,934,790	-7.29

TABEL 5. PERKEMBANGAN EKSPOR INDONESIA MENURUT KOMODITI DAN NEGARA TUJUAN

JENIS BARANG	BERAT BERSIH (KG)		PERUB	NILAI FOB (US \$)		PERUB
	JAN-APR 2006	JAN-APR 2007	%	JAN-APR 2006	JAN-APR 2007	%
(1)	(2)	(3)	(4)	(5)	(6)	(7)
PAPUA NEW GUINEA	500,430	195,271	-60.98	296,300	115,417	-61.05
THAILAND	17,835,463	9,262,163	-48.07	6,087,435	4,437,687	-27.10
SINGAPORE	11,561,608	3,643,743	-68.48	11,307,187	2,652,798	-76.54
PHILIPPINES	9,183,650	10,586,637	15.28	3,454,358	4,872,800	41.06
MALAYSIA	24,425,576	24,263,833	-0.66	11,435,142	8,270,167	-27.68
MYANMAR (FORM. BURMA)	2,334,272	4,420,895	89.39	441,914	1,370,789	210.19
CAMBODIA	273,680	327,742	19.75	96,481	131,378	36.17
BRUNEI DARUSSALAM	574,161	254,959	-55.59	192,892	121,665	-36.93
VIET NAM	3,235,599	4,943,288	52.78	2,005,441	2,763,917	37.82
MALDIVES	290,024	11,805	-95.93	109,803	28,246	-74.28
INDIA	17,559,099	12,026,567	-31.51	6,822,766	4,977,959	-27.04
PAKISTAN	3,383,670	3,700,277	9.36	2,181,632	2,342,399	7.37
BANGLADESH	2,023,160	2,103,344	3.96	667,133	658,634	-1.27
SRI LANKA	1,507,277	881,924	-41.49	574,021	459,865	-19.89
AFGHANISTAN	355,485	354,864	-0.17	269,589	267,467	-0.79
IRAQ	57,488	51,094	-11.12	47,353	23,753	-49.84
IRAN (ISLAMIC REPUBLIC OF)	1,099,049	337,015	-69.34	851,861	463,779	-45.56
SAUDI ARABIA	1,431,916	1,900,468	32.72	725,943	1,030,870	42.00
KUWAIT	513,486	804,002	56.58	226,515	277,635	22.57
JORDAN	299,202	463,210	54.82	174,504	378,953	117.16
LEBANON	124,196	325,374	161.98	50,684	170,106	235.62
YEMEN	864,855	411,596	-52.41	274,171	201,272	-26.59
OMAN	27,474	20,430	-25.64	15,370	10,949	-28.76
SYRIA ARAB REPUBLIC	418,010	849,640	103.26	466,570	912,108	95.49
TURKEY	14,469,432	7,300,689	-49.54	4,212,580	3,266,457	-22.46
UNITED ARAB EMIRATES	2,160,206	4,905,203	127.07	1,194,424	2,806,113	134.93
QATAR	223,627	81,192	-63.69	110,272	63,160	-42.72
BAHRAIN	72,294	55,584	-23.11	22,375	20,165	-9.88
CYPRUS	150,601	75,535	-49.84	203,977	27,218	-86.66
EGYPT	5,694,677	2,073,611	-63.59	2,268,848	1,159,064	-48.91
LIBYAN ARAB JAMAHIRIYA	51,230	69,674	36.00	27,437	29,911	9.02
MOROCCO	645,171	1,163,355	80.32	274,541	390,337	42.18
TUNISIA	29,620	357,115	1,105.65	14,628	228,063	1,459.09
ALGERIA	645,606	1,059,589	64.12	289,301	618,528	113.80
SUDAN	1,834,250	637,749	-65.23	558,908	271,139	-51.49
NAMIBIA	0	15,922	-	0	13,423	-
ETHIOPIA	255,621	141,809	-44.52	42,027	72,310	72.06
TANZANIA, UNITED REPUBLIC OF	220	65,913	29,860.45	843	22,296	2,544.84
MADAGASCAR	199,639	97,824	-51.00	80,797	40,423	-49.97
KENYA	1,648,468	2,238,433	35.79	353,462	557,437	57.71
REUNION	126,396	278,726	120.52	57,783	131,871	128.22
MOZAMBIQUE	395,243	2,028,933	413.34	88,641	446,934	404.21
TOGO	68,845	22,176	-67.79	31,159	6,981	-77.60
GHANA	432,316	140,095	-67.59	149,422	64,645	-56.74
LIBERIA	19,440	0	-100.00	4,574	0	-100.00
GUINEA	20,414	0	-100.00	32,053	0	-100.00
ANGOLA	740,656	514,114	-30.59	208,995	167,324	-19.94
CONGO	58,634	13,752	-76.55	19,376	3,342	-82.75
CAMEROON	333,669	163,689	-50.94	116,712	33,083	-71.65
NIGERIA	477,442	170,165	-64.36	113,620	79,159	-30.33
COTE D'IVOIRE	288,792	100,981	-65.03	87,467	29,428	-66.36
SENEGAL	119,101	259,092	117.54	64,057	197,663	208.57
BENIN	86,048	0	-100.00	26,232	0	-100.00
GAMBIA	722	22,531	3,020.64	1,023	6,213	507.33
U.S. VIRGIN ISLANDS	0	56	-	0	214	-
SEYCHELLES	1,179	319	-72.94	4,454	2,110	-52.63
UGANDA	0	102,868	-	0	44,689	-
DJIBOUTI	20,372	20,578	1.01	10,150	15,771	55.38
SAO TOME AND PRINCIPE	0	6,631	-	0	8,280	-
SOUTH AFRICA	6,086,467	6,238,759	2.50	2,622,272	2,551,022	-2.72
ZIMBABWE	32,939	68,982	109.42	11,835	50,323	325.20
ZAMBIA	18,744	0	-100.00	11,953	0	-100.00
MAURITIUS	511,186	671,437	31.35	180,708	215,962	19.51
RWANDA	22,372	0	-100.00	6,408	0	-100.00
AUSTRALIA	19,613,400	17,543,997	-10.55	9,741,414	9,103,510	-6.55
NEW ZEALAND	5,672,220	13,750,673	142.42	2,040,389	4,393,809	115.34
GUAM	1,266	500	-60.51	2,883	2,124	-26.33
NEW CALEDONIA	12,951	88,085	580.14	18,829	54,151	187.59
NORTHERN MARIANA ISLANDS	17	2	-88.24	82	21	-74.39
SAINT VINCENT AND THE GRENADINES	0	56	-	0	115	-
VANUATU	17,156	19,820	15.53	13,811	17,562	27.16
COOK ISLANDS	73	484	563.01	715	418	-41.54
FIJI	81,507	95,437	17.09	27,885	42,153	51.17
MARSHALL ISLANDS	186	0	-100.00	455	0	-100.00
SAMOA	168,448	0	-100.00	69,906	0	-100.00
SOLOMON ISLANDS	8,946	0	-100.00	9,352	0	-100.00
EAST TIMOR	54,580	36,263	-33.56	25,109	22,794	-9.22
UNITED STATES	14,287,351	11,861,856	-16.98	9,120,006	9,987,247	9.51

TABEL 5. PERKEMBANGAN EKSPOR INDONESIA MENURUT KOMODITI DAN NEGARA TUJUAN

JENIS BARANG	BERAT BERSIH (KG)		PERUB	NILAI FOB (US \$)		PERUB
	JAN-APR 2006	JAN-APR 2007	%	JAN-APR 2006	JAN-APR 2007	%
(1)	(2)	(3)	(4)	(5)	(6)	(7)
CANADA	2,958,264	1,574,574	-46.77	1,090,337	729,075	-33.13
MEXICO	2,035,936	1,893,883	-6.98	785,827	950,017	20.89
GUATEMALA	585,387	349,552	-40.29	255,262	165,030	-35.35
HONDURAS	131,753	79,573	-39.60	43,390	23,779	-45.20
NICARAGUA	23,123	18,662	-19.29	8,553	7,462	-12.76
PANAMA	1,142,914	845,150	-26.05	375,664	461,037	22.73
CUBA	0	251	-	0	1,853	-
SURINAME	16,659	45,991	176.07	4,355	13,157	202.11
CHILE	1,564,793	1,036,942	-33.73	577,219	614,526	6.46
VENEZUELA	1	80,979	8,097,800.00	24	68,734	286,291.67
ARGENTINA	308,677	227,993	-26.14	145,726	150,808	3.49
BRAZIL	1,527,415	760,009	-50.24	547,908	328,766	-40.00
COLOMBIA	217,457	132,126	-39.24	160,669	88,854	-44.70
BOLIVIA	0	516	-	0	844	-
URUGUAY	92,091	51,763	-43.79	42,944	32,298	-24.79
ECUADOR	925,742	455,771	-50.77	318,597	164,305	-48.43
PERU	1,408,866	480,326	-65.91	498,215	211,605	-57.53
TRINIDAD AND TOBAGO	589,781	474,464	-19.55	184,096	141,085	-23.36
BAHAMAS	713	921	29.17	1,783	340	-80.93
JAMAICA	107,200	443,628	313.83	29,579	168,464	469.54
PUERTO RICO	524,944	584,879	11.42	334,762	392,530	17.26
DOMINICAN REPUBLIC	440,906	228,853	-48.09	177,561	118,204	-33.43
EL SALVADOR	91,544	363,232	296.78	28,135	126,939	351.18
COSTA RICA	40,211	44,886	11.63	19,777	17,006	-14.01
HAITI	68,911	0	-100.00	21,565	0	-100.00
BARBADOS	199,530	744	-99.63	80,202	847	-98.94
ANTIGUA AND BARBUDA	1,331	0	-100.00	617	0	-100.00
ANGUILLA	0	25	-	0	105	-
ARUBA	373	495	32.71	552	1,357	145.83
BERMUDA	0	82	-	0	522	-
CAYMAN ISLANDS	0	178	-	0	48	-
DOMINICA	18,204	14,710	-19.19	11,648	9,267	-20.44
FALKLAND ISLANDS (MALVINAS)	586	0	-100.00	2,185	0	-100.00
FRENCH GUIANA	113	914	708.85	320	1,936	505.00
FRENCH POLYNESIA	8,543	3,580	-58.09	24,316	6,712	-72.40
GRENADA	0	37,626	-	0	15,625	-
MARTINIQUE	94	1,408	1,397.87	188	10,970	5,735.11
NETHERLANDS ANTILLES	1,018	780	-23.38	1,570	8,919	468.09
SAINT LUCIA	47,675	45,556	-4.44	14,689	12,798	-12.87
GUADELOUPE	588	985	67.52	1,310	2,603	98.70
UNITED KINGDOM	615,974	1,125,905	82.78	889,597	1,423,993	60.07
NETHERLANDS	472,744	516,518	9.26	498,422	539,605	8.26
FRANCE	493,044	6,653,331	1,249.44	513,491	12,278,028	2,291.09
GERMANY, FED. REP. OF	503,726	710,288	41.01	706,271	845,259	19.68
AUSTRIA	42,116	4,138	-90.17	32,298	25,262	-21.78
BELGIUM	192,131	161,741	-15.82	156,227	282,195	80.63
SWITZERLAND	11,347	23,960	111.16	11,117	66,034	493.99
DENMARK	179,272	180,222	0.53	78,340	76,161	-2.78
NORWAY	103,242	7,654	-92.59	60,182	7,872	-86.92
SWEDEN	22,433	65,208	190.68	13,279	57,793	335.22
FINLAND	24,343	194,802	700.24	11,435	151,353	1,223.59
IRELAND	5,035	188,436	3,642.52	11,731	168,640	1,337.56
ITALY	411,484	376,178	-8.58	513,996	461,058	-10.30
SPAIN	524,326	906,833	72.95	504,720	686,667	36.05
PORTUGAL	206,924	838,017	304.99	115,623	271,777	135.05
ICELAND	0	280	-	0	1,034	-
GREECE	516,947	1,319,563	155.26	235,182	447,819	90.41
DEMOCRATIC REPUBLIC OF THE CONG	42,892	63	-99.85	17,888	565	-96.84
HUNGARY	28,622	9,510	-66.77	24,162	10,174	-57.89
POLAND	1,157,350	1,789,277	54.60	661,906	1,071,528	61.89
ROMANIA	0	58,917	-	0	37,030	-
BULGARIA	49,731	81,714	64.31	19,922	29,704	49.10
YUGOSLAVIA	0	22,517	-	0	9,203	-
ALBANIA	37,390	14,420	-61.43	20,268	8,411	-58.50
KAZAKHSTAN	0	44,373	-	0	57,205	-
UKRAINE	191,247	18,849	-90.14	243,058	22,985	-90.54
LITHUANIA	35,911	16,899	-52.94	47,351	21,933	-53.68
ESTONIA	2,015	787	-60.94	5,183	882	-82.98
GEORGIA	51	0	-100.00	245	0	-100.00
CROATIA	100,323	190,316	89.70	68,486	131,637	92.21
BOSNIA AND HERZEGOVINA	106,847	177,771	66.38	59,231	128,434	116.84
MALTA	24	3,670	15,191.67	312	4,972	1,493.59
SLOVAKIA	61	2	-96.72	148	114	-22.97
SLOVENIA	226	25,056	10,986.73	518	13,162	2,440.93
CZECH REPUBLIC	289,219	327,924	13.38	158,318	194,133	22.62
RUSSIA FEDERATION	496,895	396,844	-20.14	412,114	487,075	18.19
<b>KERTAS DAN BARANG DARI KERTAS</b>	<b>1,233,101,491</b>	<b>1,280,145,886</b>	<b>3.82</b>	<b>905,622,208</b>	<b>1,005,451,321</b>	<b>11.02</b>

TABEL 5. PERKEMBANGAN EKSPOR INDONESIA MENURUT KOMODITI DAN NEGARA TUJUAN

JENIS BARANG	BERAT BERSIH (KG)		PERUB	NILAI FOB (US \$)		PERUB
	JAN-APR 2006	JAN-APR 2007	%	JAN-APR 2006	JAN-APR 2007	%
(1)	(2)	(3)	(4)	(5)	(6)	(7)
JAPAN	125,600,750	98,401,176	-21.66	111,242,454	88,537,146	-20.41
HONG KONG	50,580,508	36,923,090	-27.00	36,211,763	28,871,250	-20.27
KOREA, REPUBLIC OF	41,047,773	30,724,822	-25.15	29,687,589	24,036,440	-19.04
TAIWAN	65,905,399	41,788,167	-36.59	37,392,915	26,138,354	-30.10
CHINA	97,161,866	100,940,971	3.89	63,421,933	70,151,785	10.61
MONGOLIA	43	0	-100.00	10	0	-100.00
PAPUA NEW GUINEA	714,198	669,588	-6.25	718,079	583,382	-18.76
THAILAND	28,851,921	39,882,317	38.23	22,861,557	31,127,343	36.16
SINGAPORE	64,210,492	61,591,977	-4.08	41,887,438	42,227,763	0.81
PHILIPPINES	32,130,175	24,756,143	-22.95	21,732,564	20,271,889	-6.72
MALAYSIA	130,373,325	114,677,357	-12.04	86,543,322	80,231,438	-7.29
MYANMAR (FORM. BURMA)	8,534,117	12,791,022	49.88	5,723,695	7,763,190	35.63
CAMBODIA	5,245,409	3,817,592	-27.22	3,611,635	2,933,632	-18.77
BRUNEI DARUSSALAM	267,607	500,107	86.88	284,564	519,750	82.65
LAO PEOPLE'S DEMOCRATIC REPUBLI	15,311	15	-99.90	49,890	80	-99.84
NEPAL	58,120	128,725	121.48	190,342	745,660	291.75
VIET NAM	48,061,605	58,806,297	22.36	31,526,851	39,977,108	26.80
MALDIVES	214,254	340,003	58.69	284,952	494,225	73.44
INDIA	24,306,308	24,931,985	2.57	15,030,049	15,621,384	3.93
PAKISTAN	26,405,887	22,683,798	-14.10	20,601,853	17,225,114	-16.39
BANGLADESH	8,876,355	8,950,588	0.84	6,069,370	6,607,354	8.86
SRI LANKA	22,935,138	20,309,449	-11.45	13,426,627	13,690,799	1.97
AFGHANISTAN	93,460	198,791	112.70	141,734	400,515	182.58
IRAQ	17,802	22,680	27.40	29,677	34,860	17.46
IRAN (ISLAMIC REPUBLIC OF)	40,159,528	58,514,069	45.70	27,363,984	44,969,577	64.34
SAUDI ARABIA	48,572,532	35,489,841	-26.93	28,045,749	25,056,961	-10.66
KUWAIT	4,061,545	4,907,179	20.82	3,592,712	4,067,342	13.21
JORDAN	5,747,874	10,336,214	79.83	4,555,216	8,149,886	78.91
LEBANON	1,353,737	2,129,536	57.31	1,247,386	1,903,621	52.61
YEMEN	6,059,430	6,659,546	9.90	4,418,152	4,958,648	12.23
OMAN	1,749,574	2,087,359	19.31	1,361,936	1,764,878	29.59
SYRIA ARAB REPUBLIC	4,560,237	8,836,424	93.77	3,622,431	7,225,719	99.47
TURKEY	15,338,950	20,067,573	30.83	11,642,951	15,731,876	35.12
UNITED ARAB EMIRATES	30,108,693	34,964,833	16.13	25,179,118	30,056,377	19.37
QATAR	2,354,767	2,069,497	-12.11	2,290,460	1,946,236	-15.03
BAHRAIN	2,064,747	2,522,279	22.16	1,728,079	2,199,716	27.29
CYPRUS	1,581,011	1,928,180	21.96	1,363,262	1,680,637	23.28
EGYPT	14,802,603	15,715,845	6.17	9,292,501	12,278,235	32.13
LIBYAN ARAB JAMAHIRIYA	526,618	575,234	9.23	474,412	469,299	-1.08
MOROCCO	95,599	549,781	475.09	111,833	509,405	355.51
TUNISIA	6,673	40,068	500.45	115,801	32,856	-71.63
ALGERIA	100,000	442,705	342.71	36,590	358,591	880.02
SUDAN	7,317,462	10,592,746	44.76	5,745,302	8,409,605	46.37
ETHIOPIA	325,739	176,881	-45.70	177,538	107,215	-39.61
TANZANIA, UNITED REPUBLIC OF	2,103,460	1,664,601	-20.86	1,331,878	1,142,687	-14.20
MADAGASCAR	765,897	859,702	12.25	787,251	775,569	-1.48
SOMALIA	14,550	237,027	1,529.05	277,499	3,077,778	1,009.11
KENYA	3,238,326	2,890,361	-10.75	2,436,851	2,460,925	0.99
REUNION	713,889	713,254	-0.09	603,372	644,786	6.86
MOZAMBIQUE	644,014	732,988	13.82	700,040	561,203	-19.83
EQUATORIAL GUINEA	0	29,878	-	0	33,665	-
TOGO	2,143,865	2,124,623	-0.90	1,766,056	1,798,931	1.86
GHANA	2,489,369	3,709,932	49.03	1,972,294	2,856,804	44.85
LIBERIA	29,134	136,676	369.13	35,845	133,381	272.10
GUINEA	586,896	938,621	59.93	444,462	774,802	74.32
ANGOLA	264,972	348,672	31.59	209,906	342,979	63.40
CONGO	335,899	226,974	-32.43	247,839	178,916	-27.81
CAMEROON	1,001,750	308,884	-69.17	570,941	283,676	-50.31
NIGERIA	17,673,158	16,079,114	-9.02	12,609,684	12,806,636	1.56
SIERRA LEONE	204,592	501,891	145.31	118,678	460,476	288.00
GABON	12,825	109,144	751.03	22,470	99,830	344.28
COTE D'IVOIRE	535,666	817,638	52.64	480,454	613,028	27.59
SENEGAL	120,216	199,240	65.74	89,707	183,552	104.61
MAURITANIA	244,632	18,026	-92.63	211,787	13,484	-93.63
MALI	14,235	14,083	-1.07	9,519	13,146	38.10
BENIN	619,723	637,894	2.93	520,443	595,940	14.51
BURKINA FASO	9,364	7,853	-16.14	6,209	4,930	-20.60
GAMBIA	61,100	0	-100.00	40,457	0	-100.00
U.S. VIRGIN ISLANDS	0	1	-	0	20	-
SEYCHELLES	30,351	19,822	-34.69	60,233	21,731	-63.92
UGANDA	124,252	179,926	44.81	46,248	185,918	302.00
CENTRAL AFRICAN REPUBLIC	962	0	-100.00	1,378	0	-100.00
DJIBOUTI	7,290,293	6,907,766	-5.25	5,727,667	5,729,437	0.03
SOUTH AFRICA	14,435,126	13,084,133	-9.36	10,347,811	10,673,048	3.14
ZIMBABWE	638,007	348,101	-45.44	476,610	286,898	-39.80
ZAMBIA	37,924	0	-100.00	27,685	0	-100.00
MALAWI	19,851	46,673	135.12	13,697	29,603	116.13
MAURITIUS	6,839,592	5,714,125	-16.46	3,711,035	3,489,185	-5.98

TABEL 5. PERKEMBANGAN EKSPOR INDONESIA MENURUT KOMODITI DAN NEGARA TUJUAN

JENIS BARANG	BERAT BERSIH (KG)		PERUB	NILAI FOB (US \$)		PERUB
	JAN-APR 2006	JAN-APR 2007	%	JAN-APR 2006	JAN-APR 2007	%
(1)	(2)	(3)	(4)	(5)	(6)	(7)
VIRGIN ISLANDS (BRITISH)	0	1,719	-	0	5,303	-
AUSTRALIA	55,657,772	63,679,280	14.41	48,524,861	55,152,194	13.66
NEW ZEALAND	13,078,075	16,394,018	25.35	9,947,153	11,730,362	17.93
MICRONESIA, FEDERATED STATES OF	0	2,989	-	0	5,216	-
GUAM	12,312	20,067	62.99	23,151	31,726	37.04
PALAU	82	22	-73.17	1,662	88	-94.71
NEW CALEDONIA	157,828	759,990	381.53	138,426	787,535	468.92
NORTHERN MARIANA ISLANDS	3,608	19,265	433.95	5,373	17,272	221.46
SAINT VINCENT AND THE GRENADINES	0	219	-	0	425	-
VANUATU	27,415	26,391	-3.74	34,960	22,058	-36.91
WALLIS AND FUTUNA ISLANDS	727	0	-100.00	297	0	-100.00
OTH.OCEANIA	7,997	0	-100.00	7,115	0	-100.00
AMERICAN SAMOA	50,226	0	-100.00	112,560	0	-100.00
COOK ISLANDS	8,418	4,933	-41.40	11,225	9,750	-13.14
FIJI	933,837	886,883	-5.03	727,981	694,612	-4.58
SAMOA	0	8,883	-	0	9,575	-
SOLOMON ISLANDS	8,336	68,810	725.46	24,377	95,910	293.44
TONGA	32,256	14,479	-55.11	20,259	16,273	-19.68
EAST TIMOR	10,069	74	-99.27	7,512	26	-99.65
UNITED STATES	52,699,409	97,175,891	84.40	46,685,123	85,526,599	83.20
CANADA	12,981,486	22,037,204	69.76	10,399,584	18,588,242	78.74
MEXICO	837,922	726,085	-13.35	809,623	674,878	-16.64
GUATEMALA	590,898	644,716	9.11	480,559	590,020	22.78
HONDURAS	76,044	83,386	9.65	49,238	80,040	62.56
NICARAGUA	449,668	579,085	28.78	260,946	415,978	59.41
PANAMA	307,267	501,335	63.16	275,493	438,814	59.28
CUBA	18,503	1,815,383	9,711.29	13,032	1,306,596	9,926.06
CURACAO	23,681	0	-100.00	15,932	0	-100.00
SURINAME	19,151	84,102	339.15	31,988	67,348	110.54
CHILE	315,860	518,082	64.02	427,094	566,652	32.68
VENEZUELA	1,201,468	251,380	-79.08	1,192,441	335,752	-71.84
ARGENTINA	553,331	845,819	52.86	649,417	949,429	46.20
BRAZIL	9,644,665	6,630,569	-31.25	7,818,042	5,291,025	-32.32
COLOMBIA	770,762	1,216,426	57.82	919,769	1,437,846	56.33
URUGUAY	81,008	48,249	-40.44	88,641	61,881	-30.19
PARAGUAY	115,808	55,698	-51.90	146,948	69,401	-52.77
ECUADOR	436,673	1,090,952	149.83	606,075	1,133,562	87.03
PERU	1,649,380	2,464,095	49.40	1,675,497	2,438,755	45.55
GUYANA	0	38,475	-	0	45,838	-
TRINIDAD AND TOBAGO	99,847	169,655	69.91	74,054	129,880	75.39
BAHAMAS	0	16,464	-	0	13,563	-
JAMAICA	60,986	335,245	449.71	71,751	320,326	346.44
PUERTO RICO	144,340	499,411	246.00	136,148	429,433	215.42
BELIZE	1,542	52,320	3,293.00	5,672	48,253	750.72
DOMINICAN REPUBLIC	153,484	196,077	27.75	161,198	187,799	16.50
EL SALVADOR	1,309,610	872,512	-33.38	807,437	720,195	-10.80
COSTA RICA	1,391,968	1,507,700	8.31	866,819	1,168,548	34.81
HAITI	206,474	0	-100.00	231,992	0	-100.00
BARBADOS	0	33,480	-	0	25,932	-
ANTIGUA AND BARBUDA	2,636	0	-100.00	9,400	0	-100.00
ARUBA	0	122	-	0	214	-
BERMUDA	0	291	-	0	2,021	-
FRENCH GUIANA	37	1,831	4,848.65	20	1,310	6,450.00
FRENCH POLYNESIA	95,348	415,218	335.48	83,457	420,115	403.39
GRENADA	0	16	-	0	120	-
MARTINIQUE	0	18,122	-	0	15,498	-
NETHERLANDS ANTILLES	234	303	29.49	1,439	2,058	43.02
GUADELOUPE	37,667	76,939	104.26	30,402	65,134	114.24
SAINT KITTS AND NEVIS	0	59	-	0	946	-
UNITED KINGDOM	6,877,410	13,454,264	95.63	6,776,130	13,058,349	92.71
NETHERLANDS	2,918,020	5,207,853	78.47	3,506,790	5,880,885	67.70
FRANCE	1,235,571	1,097,570	-11.17	1,850,801	1,791,027	-3.23
GERMANY, FED. REP. OF	1,451,585	1,016,201	-29.99	2,417,994	2,214,422	-8.42
AUSTRIA	1,703,995	33,929	-98.01	1,134,121	46,444	-95.90
BELGIUM	7,895,413	16,692,655	111.42	6,989,172	15,510,316	121.92
SWITZERLAND	27,762	16,348	-41.11	61,971	38,357	-38.10
DENMARK	408,833	198,265	-51.50	788,487	549,931	-30.25
NORWAY	255,034	94,227	-63.05	228,731	135,840	-40.61
SWEDEN	83,739	933,287	1,014.52	216,343	694,823	221.17
FINLAND	163,985	586,937	257.92	326,842	1,012,428	209.76
IRELAND	825,692	311,669	-62.25	952,636	409,789	-56.98
ITALY	8,879,056	9,934,556	11.89	7,125,208	8,339,133	17.04
SPAIN	5,825,822	7,928,493	36.09	5,326,021	7,608,912	42.86
PORTUGAL	13,266	92,032	593.74	29,148	89,647	207.56
ICELAND	11,760	0	-100.00	12,912	0	-100.00
GREECE	1,918,385	11,176,599	482.60	1,650,496	9,175,219	455.91
LIECHTENSTEIN	128,487	0	-100.00	328,855	0	-100.00
DEMOCRATIC REPUBLIC OF THE CONG	555,885	615,019	10.64	498,315	579,254	16.24

TABEL 5. PERKEMBANGAN EKSPOR INDONESIA MENURUT KOMODITI DAN NEGARA TUJUAN

JENIS BARANG	BERAT BERSIH (KG)		PERUB	NILAI FOB (US \$)		PERUB
	JAN-APR 2006	JAN-APR 2007	%	JAN-APR 2006	JAN-APR 2007	%
	(1)	(2)	(3)	(4)	(5)	(6)
HUNGARY	11,057	14,303	29.36	17,098	20,627	20.64
POLAND	130,330	727,129	457.91	222,505	447,677	101.20
ROMANIA	115,426	247,207	114.17	76,777	288,241	275.43
BULGARIA	4,383	45,394	935.68	9,806	34,911	256.02
ALBANIA	0	38,498	-	0	30,221	-
ARMENIA	0	24,570	-	0	14,742	-
KAZAKHSTAN	0	1,154	-	0	1,838	-
KYRGYZSTAN	87,320	0	-100.00	62,178	0	-100.00
UKRAINE	462,580	990,137	114.05	554,692	1,178,738	112.50
LITHUANIA	36,600	57,071	55.93	34,639	66,703	92.57
LATVIA	57,722	143,565	148.72	43,868	158,434	261.16
ESTONIA	23,095	0	-100.00	24,953	0	-100.00
GEORGIA	931,871	482,342	-48.24	658,169	402,308	-38.87
CROATIA	3,738	98,805	2,543.26	4,595	80,626	1,654.65
MALTA	237,602	308,510	29.84	186,449	270,904	45.30
SLOVAKIA	93	0	-100.00	204	0	-100.00
SLOVENIA	233,265	402,392	72.50	220,800	334,227	51.37
CZECH REPUBLIC	283	1,748	517.67	1,204	6,422	433.39
RUSSIA FEDERATION	1,581,279	2,232,365	41.17	1,728,873	2,491,495	44.11
<b>-GLISEROL DAN LARUTAN ALKALI</b>	<b>6,125,622</b>	<b>5,446,210</b>	<b>-11.09</b>	<b>2,021,751</b>	<b>1,162,457</b>	<b>-42.50</b>
JAPAN	2,224,350	1,916,461	-13.84	718,966	422,488	-41.24
KOREA, REPUBLIC OF	178,630	0	-100.00	104,125	0	-100.00
TAIWAN	100,000	40,000	-60.00	59,130	15,585	-73.64
CHINA	2,060,000	2,827,430	37.25	395,183	389,632	-1.40
THAILAND	12	0	-100.00	227	0	-100.00
PHILIPPINES	457,700	139,850	-69.45	93,037	33,742	-63.73
MALAYSIA	20,000	0	-100.00	12,132	0	-100.00
INDIA	0	122,470	-	0	59,114	-
BANGLADESH	20,000	0	-100.00	12,560	0	-100.00
SAUDI ARABIA	100,000	100,000	0.00	60,000	60,000	0.00
JORDAN	140,000	0	-100.00	80,500	0	-100.00
TURKEY	20,000	0	-100.00	11,586	0	-100.00
UNITED ARAB EMIRATES	80,000	0	-100.00	45,600	0	-100.00
EGYPT	100,000	0	-100.00	54,500	0	-100.00
SUDAN	260,000	140,000	-46.15	156,000	84,000	-46.15
KENYA	0	40,000	-	0	24,400	-
GHANA	0	20,000	-	0	12,200	-
SOUTH AFRICA	40,000	0	-100.00	25,420	0	-100.00
AUSTRALIA	40,000	0	-100.00	25,771	0	-100.00
NEW ZEALAND	20,000	0	-100.00	11,400	0	-100.00
UNITED STATES	208,780	0	-100.00	120,717	0	-100.00
CANADA	56,150	79,999	42.47	34,897	49,101	40.70
BRAZIL	0	20,000	-	0	12,195	-
<b>-MARGARIN DAN LEMAK LAINNYA</b>	<b>109,599,197</b>	<b>117,779,117</b>	<b>7.46</b>	<b>51,826,146</b>	<b>68,989,662</b>	<b>33.12</b>
JAPAN	197,536	214,266	8.47	149,074	181,292	21.61
HONG KONG	8,398,241	3,146,222	-62.54	3,009,669	1,527,004	-49.26
KOREA, REPUBLIC OF	102,454	124,432	21.45	56,200	85,773	52.62
TAIWAN	192,924	189,176	-1.94	98,652	123,078	24.76
CHINA	13,914,367	62,942,477	352.36	5,727,740	34,801,728	507.60
PAPUA NEW GUINEA	305,306	299,921	-1.76	178,389	234,042	31.20
THAILAND	200	45	-77.50	5	1	-80.00
SINGAPORE	67,185	218,127	224.67	29,855	135,782	354.80
PHILIPPINES	899,725	2,516,837	179.73	388,153	1,511,152	289.32
MALAYSIA	33,796	55,487	64.18	25,810	46,679	80.86
MYANMAR (FORM. BURMA)	122,560	306,250	149.88	49,651	214,490	332.00
CAMBODIA	21,600	39,552	83.11	9,504	21,816	129.55
VIET NAM	5,308,470	4,901,122	-7.67	2,136,638	2,865,559	34.12
MALDIVES	29,706	6,998	-76.44	18,617	5,593	-69.96
INDIA	732,937	163,810	-77.65	317,761	93,520	-70.57
BANGLADESH	0	21,000	-	0	12,810	-
SRI LANKA	5,860,000	5,779,010	-1.38	2,539,920	3,135,117	23.43
IRAQ	36,371,649	0	-100.00	19,115,340	0	-100.00
SAUDI ARABIA	1,228,725	1,901,413	54.75	562,799	1,206,390	114.36
KUWAIT	32,700	50,400	54.13	23,870	43,222	81.07
OMAN	40,100	20,100	-49.88	17,684	11,216	-36.58
SYRIA ARAB REPUBLIC	936,000	270,000	-71.15	430,560	154,453	-64.13
TURKEY	660,000	981,000	48.64	294,200	522,515	77.61
UNITED ARAB EMIRATES	180,780	200,999	11.18	85,984	124,683	45.01
QATAR	40,500	40,200	-0.74	17,618	21,768	23.56
BAHRAIN	20,250	40,440	99.70	8,647	22,745	163.04
CYPRUS	19,500	20,100	3.08	8,327	11,055	32.76
EGYPT	601,600	1,110,000	84.51	279,424	670,430	139.93
ALGERIA	4,027,222	3,026,870	-24.84	1,836,198	1,760,084	-4.15
SUDAN	401,538	446,760	11.26	195,613	289,851	48.18
NAMIBIA	0	73,840	-	0	38,028	-
ETHIOPIA	241,520	120,000	-50.31	107,888	76,050	-29.51

TABEL 5. PERKEMBANGAN EKSPOR INDONESIA MENURUT KOMODITI DAN NEGARA TUJUAN

JENIS BARANG	BERAT BERSIH (KG)		PERUB	NILAI FOB (US \$)		PERUB
	JAN-APR 2006	JAN-APR 2007	%	JAN-APR 2006	JAN-APR 2007	%
(1)	(2)	(3)	(4)	(5)	(6)	(7)
TANZANIA, UNITED REPUBLIC OF	309,190	116,195	-62.42	143,552	66,659	-53.56
MOZAMBIQUE	565,199	615,000	8.81	273,554	362,926	32.67
EQUATORIAL GUINEA	0	30,773	-	0	30,537	-
TOGO	536,461	625,729	16.64	282,543	371,184	31.37
GHANA	3,081,559	2,147,126	-30.32	1,542,512	1,371,221	-11.10
LIBERIA	202,403	187,462	-7.38	108,726	117,875	8.41
GUINEA	17,190	17,808	3.60	9,626	14,135	46.84
ANGOLA	2,774,084	1,015,684	-63.39	1,398,050	561,564	-59.83
CONGO	236,160	744,235	215.14	121,860	470,429	286.04
CAMEROON	51,797	139,636	169.58	29,453	82,690	180.75
NIGERIA	567,548	7,641,507	1,246.41	272,467	4,791,765	1,658.66
SIERRA LEONE	128,874	78,183	-39.33	61,915	50,121	-19.05
GABON	16,358	33,098	102.34	9,338	22,326	139.09
COTE D'IVOIRE	100,000	36,400	-63.60	44,400	21,970	-50.52
MAURITANIA	16	0	-100.00	10	0	-100.00
BENIN	3,677,951	3,868,317	5.18	1,763,215	2,334,462	32.40
GAMBIA	31,680	20,250	-36.08	17,424	12,353	-29.10
DJIBOUTI	411,180	625,612	52.15	200,028	396,282	98.11
SAO TOME AND PRINCIPE	36,400	145,600	300.00	20,800	87,880	322.50
SOUTH AFRICA	1,272,991	1,123,241	-11.76	944,102	1,141,812	20.94
MALAWI	18,309	19,061	4.11	9,909	10,611	7.08
MAURITIUS	13,673	16,915	23.71	9,295	17,312	86.25
ZAIRE	53,184	0	-100.00	28,778	0	-100.00
AUSTRALIA	301,975	373,192	23.58	142,808	240,382	68.33
NEW ZEALAND	1,082,576	1,028,863	-4.96	617,962	687,064	11.18
MICRONESIA, FEDERATED STATES OF	5,475	0	-100.00	2,464	0	-100.00
VANUATU	1,349	475	-64.79	1,073	443	-58.71
KIRIBATI	0	10,296	-	0	9,953	-
SOLOMON ISLANDS	4,472	1,685	-62.32	4,802	1,811	-62.29
EAST TIMOR	29,276	0	-100.00	20,084	0	-100.00
UNITED STATES	68,425	3,565	-94.79	38,802	7,807	-79.88
CANADA	40,500	0	-100.00	20,655	0	-100.00
SURINAME	30,475	0	-100.00	28,700	0	-100.00
GUYANA	19,958	0	-100.00	8,762	0	-100.00
TRINIDAD AND TOBAGO	260,263	0	-100.00	126,930	0	-100.00
JAMAICA	1,214,512	829,903	-31.67	522,578	469,666	-10.13
COSTA RICA	60,063	0	-100.00	28,980	0	-100.00
NETHERLANDS	1,515,840	0	-100.00	511,962	0	-100.00
GERMANY, FED. REP. OF	56,000	20,000	-64.29	24,850	12,300	-50.50
SPAIN	38,000	0	-100.00	18,240	0	-100.00
GREECE	21,029	109,000	418.33	10,498	63,735	507.12
DEMOCRATIC REPUBLIC OF THE CONG	168,750	644,238	281.77	85,743	362,927	323.27
HUNGARY	84,800	0	-100.00	35,912	0	-100.00
ROMANIA	1,518,480	148,400	-90.23	681,346	92,958	-86.36
BULGARIA	520,000	22,000	-95.77	228,800	16,170	-92.93
AZERBAIJAN	0	80,000	-	0	37,200	-
UKRAINE	1,346,242	1,025,325	-23.84	698,439	1,541,477	120.70
LATVIA	0	66,000	-	0	77,880	-
SLOVENIA	130,000	245,000	88.46	57,600	139,325	141.88
CZECH REPUBLIC	40,500	0	-100.00	19,238	0	-100.00
RUSSIA FEDERATION	5,948,939	4,696,489	-21.05	2,877,571	2,944,524	2.33
<b>-SABUN MANDI DAN CUCI</b>	<b>157,758,804</b>	<b>164,610,452</b>	<b>4.34</b>	<b>112,102,334</b>	<b>127,063,530</b>	<b>13.35</b>
JAPAN	3,932,023	3,896,245	-0.91	3,675,049	3,528,701	-3.98
HONG KONG	2,372,108	1,593,411	-32.83	1,601,450	1,509,521	-5.74
KOREA, REPUBLIC OF	1,166,314	1,494,517	28.14	1,183,683	1,582,972	33.73
TAIWAN	2,234,902	2,160,849	-3.31	2,040,858	2,082,357	2.03
CHINA	12,460,421	10,967,731	-11.98	6,483,532	6,699,054	3.32
MONGOLIA	780,705	331,337	-57.56	365,237	272,225	-25.47
PAPUA NEW GUINEA	2,684,621	3,447,172	28.40	1,501,024	1,975,238	31.59
THAILAND	3,623,909	5,664,399	56.31	2,519,182	4,308,625	71.03
SINGAPORE	8,033,879	5,310,098	-33.90	8,275,186	5,668,361	-31.50
PHILIPPINES	3,894,975	4,381,695	12.50	3,456,395	3,939,965	13.99
MALAYSIA	19,231,676	22,552,617	17.27	15,319,775	18,401,547	20.12
MYANMAR (FORM. BURMA)	398,127	1,337,205	235.87	217,345	1,074,462	394.36
CAMBODIA	22,995	37,837	64.54	19,540	37,041	89.56
BRUNEI DARUSSALAM	182,607	188,543	3.25	314,229	221,257	-29.59
NEPAL	16,813	0	-100.00	19,780	0	-100.00
VIET NAM	1,346,364	1,551,480	15.23	1,489,829	1,829,514	22.80
MALDIVES	590,269	538,842	-8.71	497,036	516,146	3.84
INDIA	4,545,876	6,706,641	47.53	2,965,441	4,551,880	53.50
PAKISTAN	872,078	2,488,943	185.40	957,897	2,722,983	184.27
BANGLADESH	82,000	319,049	289.08	62,607	230,944	268.88
SRI LANKA	219,758	229,172	4.28	192,664	183,307	-4.86
AFGHANISTAN	23,374	18,547	-20.65	37,131	26,146	-29.58
IRAQ	1,834,145	324	-99.98	1,493,075	752	-99.95
IRAN (ISLAMIC REPUBLIC OF)	186,039	134,853	-27.51	204,710	133,776	-34.65
SAUDI ARABIA	615,862	655,958	6.51	652,998	632,984	-3.06



TABEL 5. PERKEMBANGAN EKSPOR INDONESIA MENURUT KOMODITI DAN NEGARA TUJUAN

JENIS BARANG	BERAT BERSIH (KG)		PERUB	NILAI FOB (US \$)		PERUB
	JAN-APR 2006	JAN-APR 2007	%	JAN-APR 2006	JAN-APR 2007	%
(1)	(2)	(3)	(4)	(5)	(6)	(7)
KUWAIT	37,209	54,265	45.84	38,994	50,466	29.42
JORDAN	32,934	40,525	23.05	35,918	39,251	9.28
LEBANON	222,582	119,333	-46.39	187,106	117,703	-37.09
YEMEN	962,577	1,184,197	23.02	864,141	1,229,244	42.25
OMAN	600,000	532,020	-11.33	257,200	248,872	-3.24
SYRIA ARAB REPUBLIC	12,627	165,600	1,211.48	10,253	224,326	2,087.91
UNITED ARAB EMIRATES	3,710,487	5,148,863	38.77	2,591,623	4,419,892	70.55
QATAR	42	0	-100.00	651	0	-100.00
BAHRAIN	11,520	0	-100.00	11,595	0	-100.00
CYPRUS	30,300	19,471	-35.74	38,090	30,562	-19.76
EGYPT	3,436,450	1,211,643	-64.74	1,807,510	1,034,963	-42.74
LIBYAN ARAB JAMAHIRIYA	630,701	776,098	23.05	1,006,310	573,244	-43.04
ALGERIA	2,259,999	3,518,869	55.70	859,845	1,511,493	75.79
SUDAN	332,978	350,562	5.28	337,398	359,768	6.63
ERITREA	44,000	132,000	200.00	28,160	92,400	228.13
NAMIBIA	215,632	500,299	132.02	202,587	497,516	145.58
ETHIOPIA	6,732,257	5,258,507	-21.89	3,349,470	2,986,753	-10.83
TANZANIA, UNITED REPUBLIC OF	1,180,381	481,197	-59.23	885,829	457,462	-48.36
MADAGASCAR	1,136,056	907,848	-20.09	855,034	569,324	-33.42
SOMALIA	303,986	325,000	6.91	137,897	129,250	-6.27
KENYA	412,019	539,336	30.90	260,065	422,898	62.61
REUNION	82	0	-100.00	199	0	-100.00
MOZAMBIQUE	1,185,518	1,617,585	36.45	938,508	1,254,459	33.67
EQUATORIAL GUINEA	281,605	140,086	-50.25	206,473	114,040	-44.77
TOGO	2,248,216	1,702,468	-24.27	1,491,311	1,239,604	-16.88
GHANA	2,484,837	6,241,901	151.20	1,806,065	4,444,818	146.11
LIBERIA	737,999	538,775	-27.00	506,401	419,317	-17.20
GUINEA	321,606	699,971	117.65	215,100	529,939	146.37
ANGOLA	9,035,851	3,160,518	-65.02	5,238,982	3,106,994	-40.69
CONGO	1,999,825	2,190,323	9.53	1,212,269	1,606,468	32.52
CAMEROON	755,564	1,268,915	67.94	530,381	974,942	83.82
NIGERIA	10,305,224	10,419,582	1.11	5,429,143	7,379,724	35.93
SIERRA LEONE	703,141	812,003	15.48	535,640	654,966	22.28
GABON	301,511	245,337	-18.63	206,386	190,770	-7.57
COTE D'IVOIRE	62,481	76,365	22.22	46,850	68,405	46.01
SENEGAL	847,849	119,855	-85.86	491,460	72,460	-85.26
MAURITANIA	781,802	969,939	24.06	479,132	759,744	58.57
MALI	403,720	767,803	90.18	296,331	527,694	78.08
BENIN	6,129,025	6,192,942	1.04	5,066,502	5,339,821	5.39
BURKINA FASO	545,436	258,329	-52.64	462,357	299,785	-35.16
GUINEA BISSAU	126,717	0	-100.00	60,825	0	-100.00
GAMBIA	33,533	66,885	99.46	41,850	59,068	41.14
SEYCHELLES	177,929	3,356	-98.11	104,958	9,894	-90.57
UGANDA	69,120	48,744	-29.48	67,200	43,616	-35.10
CENTRAL AFRICAN REPUBLIC	134,689	31,104	-76.91	100,751	28,800	-71.41
NIGER	106,480	123,397	15.89	76,438	84,748	10.87
DJIBOUTI	4,708,806	6,534,158	38.76	2,720,302	3,946,866	45.09
SAO TOME AND PRINCIPE	111,542	24,512	-78.02	67,321	21,208	-68.50
SOUTH AFRICA	454,151	951,910	109.60	327,536	674,249	105.85
ZIMBABWE	23,909	14,815	-38.04	23,928	13,245	-44.65
ZAMBIA	0	52,505	-	0	33,173	-
MALAWI	3,293,504	3,406,992	3.45	1,161,252	1,231,850	6.08
COMOROS	45,058	31,680	-29.69	42,554	29,920	-29.69
MAURITIUS	653,379	1,383,413	111.73	352,580	734,061	108.20
RWANDA	49,343	49,536	0.39	47,533	50,955	7.20
ZAIRE	61,719	0	-100.00	61,600	0	-100.00
AUSTRALIA	1,865,416	3,340,206	79.06	1,948,299	3,545,888	82.00
NEW ZEALAND	391,767	86,473	-77.93	438,427	131,947	-69.90
MICRONESIA, FEDERATED STATES OF	73,885	93,491	26.54	55,650	68,903	23.81
GUAM	28	614	2,092.86	264	2,813	965.53
PALAU	3,058	0	-100.00	2,440	0	-100.00
NEW CALEDONIA	0	8,083	-	0	11,632	-
NORTHERN MARIANA ISLANDS	14	0	-100.00	67	0	-100.00
VANUATU	90,564	96,820	6.91	66,494	82,697	24.37
WALLIS AND FUTUNA ISLANDS	0	1,680	-	0	4,039	-
COOK ISLANDS	32,573	12,276	-62.31	27,190	11,114	-59.12
FIJI	1,872,732	1,890,479	0.95	1,068,548	1,121,262	4.93
KIRIBATI	169,190	21,862	-87.08	133,752	16,909	-87.36
MARSHALL ISLANDS	0	2,800	-	0	2,012	-
SAMOA	216,812	287,888	32.78	171,518	236,694	38.00
SOLOMON ISLANDS	120,838	171,072	41.57	151,839	146,191	-3.72
TONGA	39,818	32,597	-18.14	45,721	41,123	-10.06
TUVALU	0	19,155	-	0	15,562	-
EAST TIMOR	212,199	252	-99.88	202,162	88	-99.96
UNITED STATES	602,317	608,032	0.95	599,091	563,178	-5.99
CANADA	372,173	12,198	-96.72	321,854	22,553	-92.99
MEXICO	15,000	15,000	0.00	27,604	27,154	-1.63
GUATEMALA	73,728	61,457	-16.64	67,250	62,622	-6.88

TABEL 5. PERKEMBANGAN EKSPOR INDONESIA MENURUT KOMODITI DAN NEGARA TUJUAN

JENIS BARANG	BERAT BERSIH (KG)		PERUB	NILAI FOB (US \$)		PERUB
	JAN-APR 2006	JAN-APR 2007	%	JAN-APR 2006	JAN-APR 2007	%
(1)	(2)	(3)	(4)	(5)	(6)	(7)
HONDURAS	0	55,447	-	0	45,138	-
PANAMA	700,127	927,229	32.44	627,596	835,934	33.20
SURINAME	23,103	56,640	145.16	19,075	51,935	172.27
CHILE	244,156	251,603	3.05	179,411	200,504	11.76
VENEZUELA	25,229	0	-100.00	21,900	0	-100.00
ARGENTINA	195	324,499	166,309.74	281	148,248	52,657.30
BRAZIL	0	18,012	-	0	16,754	-
COLOMBIA	140,590	105,589	-24.90	128,238	85,442	-33.37
BOLIVIA	272,763	431,011	58.02	230,110	389,052	69.07
GUYANA	0	50,544	-	0	80,405	-
TRINIDAD AND TOBAGO	87,464	65,756	-24.82	92,900	78,780	-15.20
JAMAICA	300,000	360,000	20.00	132,000	162,000	22.73
BELIZE	251	0	-100.00	1,250	0	-100.00
DOMINICAN REPUBLIC	104,054	25,211	-75.77	98,127	22,900	-76.66
EL SALVADOR	24,768	0	-100.00	24,080	0	-100.00
COSTA RICA	25,229	58,305	131.10	21,900	56,080	156.07
HAITI	1,157,521	1,206,149	4.20	1,323,179	1,122,074	-15.20
BARBADOS	10,474	7,914	-24.44	14,085	11,044	-21.59
BERMUDA	0	7	-	0	66	-
CAPE VERDE	19,800	54,512	175.31	16,830	40,332	139.64
FRENCH POLYNESIA	1,085	23,076	2,026.82	2,126	18,775	783.11
NETHERLANDS ANTILLES	27,312	66,711	144.26	27,033	43,402	60.55
GUADELOUPE	16	0	-100.00	83	0	-100.00
UNITED KINGDOM	165,374	222,474	34.53	170,868	310,532	81.74
NETHERLANDS	278,197	244,394	-12.15	384,565	341,763	-11.13
FRANCE	336,783	129,771	-61.47	206,306	106,423	-48.41
GERMANY, FED. REP. OF	25,756	67,948	163.81	18,800	62,357	231.69
BELGIUM	283,911	181,727	-35.99	279,318	133,116	-52.34
SWITZERLAND	319	0	-100.00	1,595	0	-100.00
DENMARK	0	5	-	0	31	-
NORWAY	0	455	-	0	2,370	-
SWEDEN	0	12,768	-	0	12,360	-
FINLAND	0	16,342	-	0	27,264	-
IRELAND	0	24	-	0	48	-
ITALY	312,307	198,198	-36.54	214,440	131,848	-38.52
SPAIN	42,001	96,739	130.33	67,980	146,180	115.03
PORTUGAL	68	165,338	243,044.12	100	130,677	130,577.00
GREECE	62,380	72,559	16.32	60,963	96,654	58.55
DEMOCRATIC REPUBLIC OF THE CONG	1,628,829	1,051,004	-35.47	1,490,933	673,500	-54.83
POLAND	141,285	1,000,000	607.79	72,780	600,946	725.70
ROMANIA	0	2,346	-	0	6,933	-
BULGARIA	49,053	33,011	-32.70	46,815	34,241	-26.86
UKRAINE	2,197,324	2,640,000	20.15	1,013,136	1,488,320	46.90
LATVIA	0	15,680	-	0	21,143	-
MALTA	0	9,097	-	0	11,655	-
CZECH REPUBLIC	0	60,000	-	0	36,000	-
RUSSIA FEDERATION	81,220	121,120	49.13	57,914	95,175	64.34
<b>-BAHAN CELUP ORGANIK SINTETIK</b>	<b>11,361,392</b>	<b>11,858,544</b>	<b>4.38</b>	<b>38,973,808</b>	<b>41,467,990</b>	<b>6.40</b>
JAPAN	1,015,513	1,208,629	19.02	3,422,645	4,784,869	39.80
HONG KONG	796,484	750,854	-5.73	2,524,104	2,905,243	15.10
KOREA, REPUBLIC OF	389,666	617,837	58.56	1,223,952	1,845,434	50.78
TAIWAN	792,961	558,508	-29.57	3,160,046	2,248,798	-28.84
CHINA	1,848,443	2,240,855	21.23	4,166,195	4,341,474	4.21
THAILAND	187,314	194,116	3.63	545,022	375,452	-31.11
SINGAPORE	1,924,514	1,847,258	-4.01	9,790,803	9,530,692	-2.66
PHILIPPINES	24,735	31,884	28.90	58,033	81,211	39.94
MALAYSIA	80,025	71,567	-10.57	275,514	187,247	-32.04
CAMBODIA	64,939	0	-100.00	157,753	0	-100.00
VIET NAM	84,757	66,510	-21.53	282,906	302,221	6.83
INDIA	13,899	653	-95.30	61,356	7,844	-87.22
PAKISTAN	40,912	24,098	-41.10	107,126	70,600	-34.10
BANGLADESH	317,170	269,408	-15.06	791,298	641,017	-18.99
SRI LANKA	10,400	22,327	114.68	59,733	113,328	89.72
IRAN (ISLAMIC REPUBLIC OF)	23,998	22,315	-7.01	49,500	63,423	28.13
SAUDI ARABIA	14,597	14,923	2.23	27,958	12,344	-55.85
TURKEY	290,510	418,422	44.03	1,142,256	1,814,976	58.89
UNITED ARAB EMIRATES	2,000	0	-100.00	7,344	0	-100.00
EGYPT	800	0	-100.00	9,040	0	-100.00
TANZANIA, UNITED REPUBLIC OF	18,601	19,498	4.82	27,782	21,170	-23.80
NIGERIA	12,542	1,869	-85.10	24,925	4,000	-83.95
SOUTH AFRICA	12,160	4,920	-59.54	42,172	29,248	-30.65
MAURITIUS	0	50	-	0	188	-
AUSTRALIA	13,502	12,710	-5.87	58,195	57,066	-1.94
NEW ZEALAND	449	862	91.98	4,567	12,238	167.97
NEW CALEDONIA	40,000	0	-100.00	48,548	0	-100.00
FIJI	0	870	-	0	13,728	-
UNITED STATES	1,819,541	1,526,013	-16.13	3,051,620	2,961,759	-2.94

TABEL 5. PERKEMBANGAN EKSPOR INDONESIA MENURUT KOMODITI DAN NEGARA TUJUAN

JENIS BARANG	BERAT BERSIH (KG)		PERUB	NILAI FOB (US \$)		PERUB
	JAN-APR 2006	JAN-APR 2007	%	JAN-APR 2006	JAN-APR 2007	%
	(1)	(2)	(3)	(4)	(5)	(6)
CANADA	90	0	-100.00	230	0	-100.00
MEXICO	160,216	99,585	-37.84	695,500	513,719	-26.14
HONDURAS	0	14,000	-	0	45,641	-
CHILE	2,999	2,499	-16.67	9,110	7,570	-16.90
ARGENTINA	27,994	0	-100.00	91,840	0	-100.00
BRAZIL	238,143	165,324	-30.58	1,323,363	838,137	-36.67
COLOMBIA	0	500	-	0	2,850	-
PERU	0	500	-	0	2,415	-
UNITED KINGDOM	57,623	53,210	-7.66	281,061	284,929	1.38
NETHERLANDS	7,950	24,004	201.94	21,802	79,533	264.80
FRANCE	16	0	-100.00	66	0	-100.00
GERMANY, FED. REP. OF	617,001	745,425	20.81	4,107,016	4,635,268	12.86
BELGIUM	17,293	94,429	446.05	88,606	567,660	540.66
SWITZERLAND	23,996	47,795	99.18	95,400	217,432	127.92
SWEDEN	0	258,500	-	0	196,460	-
ITALY	92,738	64,452	-30.50	311,261	200,950	-35.44
SPAIN	218,663	333,048	52.31	698,802	1,337,423	91.39
POLAND	56,238	25,619	-54.45	129,358	99,822	-22.83
ROMANIA	0	2,698	-	0	12,611	-
<b>-PREPARAT PEMBASMI KUMAN, DLL</b>	<b>16,540,072</b>	<b>83,112,626</b>	<b>402.49</b>	<b>35,735,045</b>	<b>47,035,666</b>	<b>31.62</b>
JAPAN	2,008,134	2,397,830	19.41	3,791,076	3,261,049	-13.98
HONG KONG	41,518	21,889	-47.28	115,252	57,823	-49.83
KOREA, REPUBLIC OF	353,910	247,639	-30.03	810,040	613,151	-24.31
TAIWAN	469,392	405,643	-13.58	827,374	896,653	8.37
CHINA	468,736	65,827,838	13,943.69	4,137,566	10,109,402	144.33
PAPUA NEW GUINEA	60,463	105,444	74.39	44,700	75,734	69.43
THAILAND	1,949,033	2,128,236	9.19	3,863,626	3,944,217	2.09
SINGAPORE	2,277,803	1,909,609	-16.16	2,296,512	4,251,383	85.12
PHILIPPINES	807,918	1,195,571	47.98	1,991,927	1,648,652	-17.23
MALAYSIA	1,546,464	1,202,692	-22.23	4,129,761	2,409,951	-41.64
MYANMAR (FORM. BURMA)	30,720	107,520	250.00	19,046	68,336	258.79
BRUNEI DARUSSALAM	425	2,636	520.24	895	7,901	782.79
VIET NAM	505,233	320,170	-36.63	1,979,997	1,733,753	-12.44
MALDIVES	16,940	24,716	45.90	27,964	42,017	50.25
INDIA	148,299	42,392	-71.41	108,891	37,003	-66.02
PAKISTAN	1,063,563	972,897	-8.52	1,217,073	763,876	-37.24
BANGLADESH	195,968	188,837	-3.64	375,682	443,337	18.01
SRI LANKA	12,557	49,069	290.77	32,656	115,677	254.23
SAUDI ARABIA	2,869	2,448	-14.67	45,035	22,002	-51.14
JORDAN	0	1,557	-	0	20,148	-
LEBANON	91,078	123,696	35.81	92,326	126,464	36.98
OMAN	244	0	-100.00	3,992	0	-100.00
UNITED ARAB EMIRATES	96,518	21,841	-77.37	62,434	16,876	-72.97
EGYPT	0	11,184	-	0	211,536	-
LIBYAN ARAB JAMAHIRIYA	0	1,846	-	0	5,148	-
ALGERIA	20,820	0	-100.00	22,069	0	-100.00
SUDAN	6,754	0	-100.00	37,299	0	-100.00
TANZANIA, UNITED REPUBLIC OF	28,274	20,160	-28.70	16,778	13,968	-16.75
MADAGASCAR	481,540	88,530	-81.62	329,496	73,894	-77.57
KENYA	184,604	24,086	-86.95	154,170	32,531	-78.90
REUNION	45,749	20,260	-55.71	21,354	13,536	-36.61
MOZAMBIQUE	41,760	0	-100.00	27,734	0	-100.00
EQUATORIAL GUINEA	4,130	4,273	3.46	11,381	5,452	-52.10
TOGO	62,533	70,373	12.54	43,586	60,943	39.82
GHANA	61,823	81,656	32.08	43,682	69,352	58.77
LIBERIA	0	21,600	-	0	15,696	-
GUINEA	21,600	0	-100.00	11,344	0	-100.00
CONGO	42,600	0	-100.00	27,936	0	-100.00
CAMEROON	190	0	-100.00	140	0	-100.00
NIGERIA	0	20,000	-	0	20,000	-
COTE D'IVOIRE	105,450	52,020	-50.67	84,807	38,709	-54.36
BENIN	1,961	2,665	35.90	6,216	9,744	56.76
GAMBIA	2,564	25,771	905.11	4,370	69,233	1,484.28
UGANDA	0	151,200	-	0	97,776	-
NIGER	20,160	0	-100.00	12,816	0	-100.00
SOUTH AFRICA	232,039	303,215	30.67	243,889	317,792	30.30
ZIMBABWE	20,798	0	-100.00	22,570	0	-100.00
MALAWI	40,320	0	-100.00	26,496	0	-100.00
MAURITIUS	248,184	107,322	-56.76	207,591	138,142	-33.45
VIRGIN ISLANDS (BRITISH)	189	0	-100.00	2,924	0	-100.00
AUSTRALIA	119,610	55,406	-53.68	113,002	47,753	-57.74
NEW ZEALAND	7,959	10,625	33.50	623,847	374,480	-39.97
GUAM	2,250	0	-100.00	5,868	0	-100.00
NEW CALEDONIA	15,885	0	-100.00	31,260	0	-100.00
VANUATU	267	145	-45.69	476	380	-20.17
WALLIS AND FUTUNA ISLANDS	0	1,179	-	0	2,834	-
AMERICAN SAMOA	14,550	0	-100.00	28,286	0	-100.00

TABEL 5. PERKEMBANGAN EKSPOR INDONESIA MENURUT KOMODITI DAN NEGARA TUJUAN

JENIS BARANG	BERAT BERSIH (KG)		PERUB	NILAI FOB (US \$)		PERUB
	JAN-APR 2006	JAN-APR 2007	%	JAN-APR 2006	JAN-APR 2007	%
(1)	(2)	(3)	(4)	(5)	(6)	(7)
COOK ISLANDS	4,351	4,150	-4.62	4,181	3,700	-11.50
FIJI	62,491	95,757	53.23	53,615	91,208	70.12
SAMOA	63,525	72,147	13.57	55,000	57,034	3.70
SOLOMON ISLANDS	138	988	615.94	265	1,253	372.83
TONGA	862	4,125	378.54	1,373	3,924	185.80
EAST TIMOR	2,114	8	-99.62	968	20	-97.93
UNITED STATES	17,440	744,618	4,169.60	1,218,118	1,323,421	8.64
MEXICO	685,873	2,114,065	208.23	827,357	2,544,953	207.60
GUATEMALA	118,878	125,750	5.78	104,657	103,463	-1.14
HONDURAS	554,762	121,996	-78.01	456,772	105,659	-76.87
NICARAGUA	158,504	59,178	-62.66	129,061	48,840	-62.16
PANAMA	20,250	0	-100.00	16,407	0	-100.00
CUBA	0	18,270	-	0	16,443	-
SURINAME	1,246	1,991	59.79	21,248	22,396	5.40
ARGENTINA	44,200	0	-100.00	29,622	0	-100.00
PERU	8,595	7,707	-10.33	98,594	16,644	-83.12
TRINIDAD AND TOBAGO	27,228	36,081	32.51	26,393	30,655	16.15
JAMAICA	77,758	109,314	40.58	119,765	146,232	22.10
DOMINICAN REPUBLIC	18,082	108,492	500.00	19,906	95,884	381.68
EL SALVADOR	158,504	99,681	-37.11	132,469	92,942	-29.84
COSTA RICA	16,643	0	-100.00	15,093	0	-100.00
HAITI	188,554	344,720	82.82	144,124	236,218	63.90
BARBADOS	18,082	18,082	0.00	20,410	15,458	-24.26
FRENCH POLYNESIA	20,309	45,642	124.74	18,868	33,985	80.12
NETHERLANDS ANTILLES	611	0	-100.00	1,506	0	-100.00
GUADELOUPE	0	8,030	-	0	11,188	-
UNITED KINGDOM	28	1	-96.43	180	2	-98.89
NETHERLANDS	11	14,642	133,009.09	48	7,216	14,933.33
FRANCE	490	31,096	6,246.12	518	65,782	12,599.23
GERMANY, FED. REP. OF	13	139	969.23	66	19	-71.21
SWITZERLAND	122	2,000	1,539.34	4,500	10,800	140.00
MONACO	0	49,320	-	0	70,495	-
DENMARK	72	0	-100.00	136	0	-100.00
NORWAY	7	0	-100.00	32	0	-100.00
SWEDEN	29	0	-100.00	120	0	-100.00
FINLAND	0	80,268	-	0	111,909	-
IRELAND	84	0	-100.00	40	0	-100.00
ITALY	156,459	313,364	100.29	3,922,129	9,332,912	137.96
SPAIN	7	0	-100.00	20	0	-100.00
GREECE	50,394	87,158	72.95	62,482	137,459	120.00
DEMOCRATIC REPUBLIC OF THE CONG	20,160	20,160	0.00	13,536	13,248	-2.13
LATVIA	60,848	0	-100.00	80,254	0	-100.00
<b>-DAMAR TIRUAN, BAHAN PLASTIK</b>	<b>398,414,423</b>	<b>374,573,595</b>	<b>-5.98</b>	<b>538,924,144</b>	<b>580,688,947</b>	<b>7.75</b>
JAPAN	75,686,736	72,376,355	-4.37	115,168,096	123,584,710	7.31
HONG KONG	22,463,557	16,320,719	-27.35	16,573,816	22,770,499	37.39
KOREA, DEMOCRATIC PEOPLE'S REPL	12,870	0	-100.00	32,256	0	-100.00
KOREA, REPUBLIC OF	5,770,151	3,203,660	-44.48	7,894,279	6,747,409	-14.53
TAIWAN	5,851,799	5,018,185	-14.25	10,458,621	10,287,013	-1.64
CHINA	36,882,896	29,671,455	-19.55	31,115,482	26,904,730	-13.53
MACAU	0	22,070	-	0	15,603	-
PAPUA NEW GUINEA	264,687	334,623	26.42	607,181	551,417	-9.18
THAILAND	5,266,646	6,500,305	23.42	15,572,688	16,873,573	8.35
SINGAPORE	25,760,527	24,653,347	-4.30	35,861,908	37,851,821	5.55
PHILIPPINES	6,936,280	7,255,226	4.60	15,955,567	15,968,358	0.08
MALAYSIA	27,651,754	37,057,276	34.01	36,029,645	52,041,262	44.44
MYANMAR (FORM. BURMA)	1,077,519	1,377,259	27.82	728,766	1,202,695	65.03
CAMBODIA	30,961	34,036	9.93	68,875	69,389	0.75
BRUNEI DARUSSALAM	151,914	130,135	-14.34	221,583	146,956	-33.68
LAO PEOPLE'S DEMOCRATIC REPUBLI	0	383	-	0	275	-
NEPAL	38,465	98,114	155.07	73,012	150,931	106.72
VIET NAM	9,241,192	10,261,218	11.04	12,584,890	13,352,195	6.10
MALDIVES	48,623	78,439	61.32	65,685	166,115	152.90
INDIA	12,822,581	14,500,505	13.09	11,607,294	15,812,568	36.23
PAKISTAN	1,046,562	1,463,530	39.84	2,504,004	3,251,263	29.84
BANGLADESH	8,665,832	7,934,808	-8.44	7,678,478	8,002,844	4.22
SRI LANKA	3,135,186	2,011,848	-35.83	3,269,517	3,138,548	-4.01
IRAN (ISLAMIC REPUBLIC OF)	57,980	22,598	-61.02	124,943	34,099	-72.71
SAUDI ARABIA	2,129,662	1,538,150	-27.77	3,608,070	4,342,237	20.35
KUWAIT	114,162	1,212,448	962.04	293,144	1,746,208	495.68
JORDAN	53,476	18,678	-65.07	85,591	35,658	-58.34
LEBANON	231,253	527,717	128.20	453,061	868,145	91.62
YEMEN	479,854	150,222	-68.69	775,038	274,919	-64.53
OMAN	85,986	53,106	-38.24	174,930	115,640	-33.89
SYRIA ARAB REPUBLIC	132,965	228,856	72.12	230,869	483,198	109.30
TURKEY	15,304,760	18,388,394	20.15	12,096,170	16,441,267	35.92
UNITED ARAB EMIRATES	6,127,542	2,275,660	-62.86	7,652,449	4,721,754	-38.30
QATAR	27,583	58,351	111.55	80,568	169,933	110.92

TABEL 5. PERKEMBANGAN EKSPOR INDONESIA MENURUT KOMODITI DAN NEGARA TUJUAN

JENIS BARANG	BERAT BERSIH (KG)		PERUB	NILAI FOB (US \$)		PERUB
	JAN-APR 2006	JAN-APR 2007	%	JAN-APR 2006	JAN-APR 2007	%
(1)	(2)	(3)	(4)	(5)	(6)	(7)
BAHRAIN	32,525	438,582	1,248.45	66,845	399,569	497.75
CYPRUS	13,078	20,566	57.26	27,070	53,922	99.19
EGYPT	2,752,810	2,330,766	-15.33	2,838,480	2,463,638	-13.21
LIBYAN ARAB JAMAHIRIYA	8,667	53,837	521.17	48,600	150,333	209.33
MOROCCO	33,311	112,739	238.44	37,764	354,327	838.27
TUNISIA	26,391	2,594	-90.17	57,784	7,583	-86.88
ALGERIA	0	500,030	-	0	610,332	-
SUDAN	165,488	96,826	-41.49	411,033	253,308	-38.37
ERITREA	0	2,242	-	0	10,698	-
NAMIBIA	14,645	0	-100.00	33,370	0	-100.00
ETHIOPIA	154,948	77,204	-50.17	180,689	118,312	-34.52
TANZANIA, UNITED REPUBLIC OF	487,081	178,677	-63.32	656,009	333,977	-49.09
MADAGASCAR	23,934	102,126	326.70	33,290	150,599	352.39
SOMALIA	0	8,851	-	0	43,500	-
KENYA	61,695	21,515	-65.13	203,703	76,933	-62.23
REUNION	80,214	60,037	-25.15	107,770	88,745	-17.65
MOZAMBIQUE	26,531	7,813	-70.55	32,965	13,139	-60.14
TOGO	106,228	154,859	45.78	157,252	253,170	61.00
GHANA	1,259,240	335,879	-73.33	843,374	488,385	-42.09
LIBERIA	53,122	4,374	-91.77	59,192	5,894	-90.04
GUINEA	1,563,535	400,429	-74.39	1,742,905	501,605	-71.22
CONGO	15,886	0	-100.00	23,050	0	-100.00
CAMEROON	212,850	177,844	-16.45	173,446	290,195	67.31
NIGERIA	2,984,517	1,340,852	-55.07	4,631,066	3,627,151	-21.68
GABON	18,000	52,272	190.40	10,800	105,846	880.06
COTE D'IVOIRE	11,957	128,180	972.01	53,583	157,711	194.33
SENEGAL	57,126	36	-99.94	115,789	262	-99.77
MAURITANIA	3,877	27,991	621.98	5,465	45,320	729.28
MALI	42,638	18,362	-56.94	28,987	21,951	-24.27
BENIN	57,872	42,164	-27.14	50,065	73,041	45.89
BURKINA FASO	16,571	3,290	-80.15	11,179	2,066	-81.52
GUINEA BISSAU	119,700	0	-100.00	466,830	0	-100.00
GAMBIA	0	40,329	-	0	72,476	-
SEYCHELLES	7,054	3,338	-52.68	17,071	7,978	-53.27
UGANDA	6,665	0	-100.00	5,249	0	-100.00
CENTRAL AFRICAN REPUBLIC	5,110	0	-100.00	7,322	0	-100.00
DJIBOUTI	85,933	170,764	98.72	152,055	272,897	79.47
SAO TOME AND PRINCIPE	1,893	12,452	557.79	1,470	23,447	1,495.03
SOUTH AFRICA	1,161,292	827,693	-28.73	1,664,020	1,562,271	-6.11
ZIMBABWE	9,180	17,549	91.17	9,241	17,014	84.11
ZAMBIA	21,000	13,738	-34.58	26,603	14,729	-44.63
MAURITIUS	1,285,833	1,090,068	-15.22	1,484,013	1,446,538	-2.53
RWANDA	1,710	0	-100.00	4,664	0	-100.00
VIRGIN ISLANDS (BRITISH)	98	0	-100.00	850	0	-100.00
AUSTRALIA	27,240,914	22,817,065	-16.24	35,191,545	31,454,358	-10.62
NEW ZEALAND	4,452,318	4,409,893	-0.95	6,989,560	6,085,039	-12.94
GUAM	283	968	242.05	2,153	2,216	2.93
PALAU	5	0	-100.00	73	0	-100.00
NEW CALEDONIA	30,064	13,038	-56.63	36,435	33,300	-8.60
NORTHERN MARIANA ISLANDS	18	0	-100.00	260	0	-100.00
SAINT VINCENT AND THE GRENADINES	0	1,276	-	0	2,475	-
VANUATU	817	1,058	29.50	1,091	1,034	-5.22
WALLIS AND FUTUNA ISLANDS	1,010	0	-100.00	417	0	-100.00
COOK ISLANDS	0	4,308	-	0	8,500	-
FIJI	188,910	110,911	-41.29	630,448	268,636	-57.39
KIRIBATI	0	2,668	-	0	4,755	-
MARSHALL ISLANDS	139	0	-100.00	340	0	-100.00
SAMOA	6,637	7,998	20.51	162,510	54,274	-66.60
SOLOMON ISLANDS	4,082	23,479	475.18	1,941	29,488	1,419.22
CHRISTMAS ISLANDS	0	3,224	-	0	1,820	-
EAST TIMOR	1,337,653	40,483	-96.97	1,956,073	119,619	-93.88
UNITED STATES	48,703,022	46,123,923	-5.30	78,720,292	78,123,652	-0.76
CANADA	943,747	1,483,432	57.19	2,205,092	3,378,452	53.21
MEXICO	264,067	142,983	-45.85	680,774	576,476	-15.32
GUATEMALA	89,456	49,593	-44.56	127,417	178,234	39.88
HONDURAS	23,339	5,449	-76.65	40,766	10,537	-74.15
NICARAGUA	105	0	-100.00	46	0	-100.00
PANAMA	22,587	31,878	41.13	59,418	57,972	-2.43
SURINAME	16,585	5,813	-64.95	103,458	20,012	-80.66
CHILE	86,784	8,841	-89.81	165,017	14,560	-91.18
VENEZUELA	11,203	30,185	169.44	55,336	161,731	192.27
ARGENTINA	625,542	448,411	-28.32	681,041	915,396	34.41
BRAZIL	1,636,079	2,274,629	39.03	2,014,783	5,518,674	173.91
COLOMBIA	128,551	28,634	-77.73	428,590	253,921	-40.75
BOLIVIA	0	85	-	0	2,189	-
URUGUAY	31,171	141,772	354.82	41,537	216,195	420.49
PARAGUAY	10,552	809,599	7,572.47	30,535	1,041,849	3,311.98
ECUADOR	11,069	5	-99.95	25,083	14	-99.94

TABEL 5. PERKEMBANGAN EKSPOR INDONESIA MENURUT KOMODITI DAN NEGARA TUJUAN

JENIS BARANG	BERAT BERSIH (KG)		PERUB	NILAI FOB (US \$)		PERUB
	JAN-APR 2006	JAN-APR 2007	%	JAN-APR 2006	JAN-APR 2007	%
(1)	(2)	(3)	(4)	(5)	(6)	(7)
PERU	81,960	140,773	71.76	317,041	377,418	19.04
GUYANA	0	22,132	-	0	40,170	-
TRINIDAD AND TOBAGO	750	2,000	166.67	2,913	11,900	308.51
BAHAMAS	0	882	-	0	326	-
JAMAICA	0	14,423	-	0	27,665	-
PUERTO RICO	24,291	0	-100.00	38,313	0	-100.00
BELIZE	2,916	0	-100.00	15,945	0	-100.00
DOMINICAN REPUBLIC	7,681	8,623	12.26	60,883	103,313	69.69
EL SALVADOR	17,588	22,000	25.09	23,467	26,479	12.84
COSTA RICA	14,085	295	-97.91	37,242	908	-97.56
HAITI	10,413	0	-100.00	23,182	0	-100.00
BARBADOS	0	217	-	0	285	-
ANTIGUA AND BARBUDA	2,961	0	-100.00	21,014	0	-100.00
ARUBA	0	343	-	0	600	-
BERMUDA	587	864	47.19	4,098	6,549	59.81
CAYMAN ISLANDS	0	22	-	0	1,153	-
FALKLAND ISLANDS (MALVINAS)	0	27	-	0	36	-
FRENCH GUIANA	126	4,423	3,410.32	320	42,797	13,274.06
FRENCH POLYNESIA	2,204	5,367	143.51	4,735	8,451	78.48
MARTINIQUE	1,173	472	-59.76	1,572	1,611	2.48
NETHERLANDS ANTILLES	8,517	3,878	-54.47	8,277	7,114	-14.05
GUADELOUPE	1,983	2,080	4.89	5,526	3,156	-42.89
SAINT KITTS AND NEVIS	0	19	-	0	265	-
UNITED KINGDOM	8,471,499	4,090,546	-51.71	12,360,459	10,133,897	-18.01
NETHERLANDS	2,838,796	3,180,348	12.03	6,490,716	7,739,651	19.24
FRANCE	796,663	1,136,274	42.63	3,325,659	4,132,871	24.27
GERMANY, FED. REP. OF	1,019,522	1,062,402	4.21	2,661,492	3,357,041	26.13
AUSTRIA	37,374	785	-97.90	72,424	21,599	-70.18
BELGIUM	914,666	2,326,446	154.35	1,602,039	4,010,461	150.33
SWITZERLAND	810,041	20,726	-97.44	922,880	74,202	-91.96
LUXEMBOURG	496	0	-100.00	360	0	-100.00
DENMARK	64,493	149,095	131.18	199,713	376,952	88.75
NORWAY	24,732	32,854	32.84	64,353	67,455	4.82
SWEDEN	78,051	57,811	-25.93	270,522	285,695	5.61
FINLAND	124,202	215,276	73.33	197,497	415,381	110.32
IRELAND	314,532	614,750	95.45	578,134	999,768	72.93
ITALY	561,799	1,575,245	180.39	1,291,181	2,794,654	116.44
SPAIN	910,720	1,825,114	100.40	2,333,704	5,398,516	131.33
PORTUGAL	1,656,215	969,120	-41.49	1,888,619	1,438,540	-23.83
ICELAND	88,000	264,000	200.00	102,201	349,226	241.71
GREECE	427,475	904,303	111.55	1,115,906	1,948,129	74.58
DEMOCRATIC REPUBLIC OF THE CONG	75,561	1,818	-97.59	107,310	2,486	-97.68
HUNGARY	55,843	71,898	28.75	108,134	205,929	90.44
POLAND	189,932	371,963	95.84	580,664	946,709	63.04
ROMANIA	1,237,629	84,506	-93.17	1,449,365	145,402	-89.97
BULGARIA	1,483	21,484	1,348.69	5,641	60,559	973.55
ARMENIA	21,528	0	-100.00	55,195	0	-100.00
UKRAINE	1,078,178	1,744,964	61.84	1,184,264	2,490,218	110.28
LITHUANIA	425	70,400	16,464.71	838	126,344	14,976.85
LATVIA	16,673	17,206	3.20	30,245	32,836	8.57
ESTONIA	0	32,576	-	0	63,513	-
GEORGIA	44,022	0	-100.00	49,267	0	-100.00
CROATIA	7,900	18,995	140.44	13,429	37,497	179.22
MALTA	2,053	1,196	-41.74	19,891	6,905	-65.29
SLOVAKIA	1,876	32	-98.29	6,504	800	-87.70
SLOVENIA	5,431	324,032	5,866.34	3,678	452,615	12,206.01
CZECH REPUBLIC	15,548	5,844	-62.41	58,770	22,903	-61.03
REP. OF MACEDONIA	982	0	-100.00	3,078	0	-100.00
RUSSIA FEDERATION	3,933,973	476,601	-87.88	2,726,064	1,112,525	-59.19
<b>-BAHAN KERTAS</b>	<b>715,064,439</b>	<b>909,261,085</b>	<b>27.16</b>	<b>268,430,489</b>	<b>360,054,479</b>	<b>34.13</b>
JAPAN	19,876,391	49,082,750	146.94	8,548,155	22,579,952	164.15
KOREA, REPUBLIC OF	128,987,181	194,360,217	50.68	47,499,942	72,286,582	52.18
TAIWAN	21,929,904	37,792,884	72.33	7,771,051	20,515,543	164.00
CHINA	393,096,803	407,222,277	3.59	149,701,985	163,918,256	9.50
THAILAND	1,494,937	2,575,361	72.27	627,283	1,165,663	85.83
SINGAPORE	44,506	13,151	-70.45	5,521	118,354	2,043.71
PHILIPPINES	2,000,600	2,035,002	1.72	688,694	713,355	3.58
VIET NAM	15,308,039	4,443,684	-70.97	5,224,276	1,621,817	-68.96
INDIA	41,528,104	55,031,412	32.52	16,241,802	19,556,286	20.41
PAKISTAN	200,000	696,960	248.48	48,465	498,831	929.26
BANGLADESH	8,715,136	9,723,178	11.57	2,875,358	3,809,404	32.48
IRAN (ISLAMIC REPUBLIC OF)	440,000	0	-100.00	129,182	0	-100.00
SAUDI ARABIA	4,500,000	0	-100.00	1,419,845	0	-100.00
KUWAIT	3,498,322	1,992,000	-43.06	1,341,974	705,168	-47.45
JORDAN	103,269	2,898,928	2,707.16	439,862	1,364,107	210.12
UNITED ARAB EMIRATES	2,082,763	8,826,495	323.79	765,256	3,706,745	384.38
ETHIOPIA	0	100,000	-	0	40,473	-

TABEL 5. PERKEMBANGAN EKSPOR INDONESIA MENURUT KOMODITI DAN NEGARA TUJUAN

JENIS BARANG	BERAT BERSIH (KG)		PERUB	NILAI FOB (US \$)		PERUB
	JAN-APR 2006	JAN-APR 2007	%	JAN-APR 2006	JAN-APR 2007	%
(1)	(2)	(3)	(4)	(5)	(6)	(7)
REUNION	595	347	-41.68	848	436	-48.58
DJIBOUTI	1,140,000	0	-100.00	405,113	0	-100.00
SOUTH AFRICA	0	431	-	0	475	-
AUSTRALIA	2	102	5,000.00	11	309	2,709.09
UNITED STATES	382	23,905,103	6,257,780.37	254	7,888,684	3,105,681.10
CANADA	98	0	-100.00	199	0	-100.00
ARGENTINA	500,000	0	-100.00	149,570	0	-100.00
URUGUAY	134	0	-100.00	72	0	-100.00
UNITED KINGDOM	185	0	-100.00	2,469	0	-100.00
NETHERLANDS	7,007,519	22,825,200	225.72	2,618,411	8,336,913	218.40
FRANCE	24,431,181	25,923,834	6.11	8,983,447	10,009,678	11.42
BELGIUM	0	195	-	0	30	-
SWITZERLAND	999,997	0	-100.00	352,791	0	-100.00
FINLAND	0	19,920	-	0	7,629	-
ITALY	34,689,825	59,791,619	72.36	11,706,669	21,209,611	81.18
SPAIN	0	13	-	0	143	-
BULGARIA	2,488,566	0	-100.00	881,984	0	-100.00
RUSSIA FEDERATION	0	22	-	0	35	-
<b>-ALAS KAKI (KULIT, KARET DAN KANV</b>	<b>37,596,637</b>	<b>38,098,825</b>	<b>1.34</b>	<b>530,638,093</b>	<b>531,046,749</b>	<b>0.08</b>
JAPAN	2,925,679	2,362,745	-19.24	34,945,841	29,086,064	-16.77
HONG KONG	264,195	455,618	72.46	3,715,304	6,000,652	61.51
KOREA, DEMOCRATIC PEOPLE'S REPL	290	0	-100.00	1,243	0	-100.00
KOREA, REPUBLIC OF	796,943	718,694	-9.82	9,272,654	8,660,025	-6.61
TAIWAN	424,028	520,974	22.86	3,832,427	3,490,199	-8.93
CHINA	394,290	718,944	82.34	6,393,067	10,862,624	69.91
PAPUA NEW GUINEA	26,096	43,968	68.49	241,276	244,346	1.27
THAILAND	207,695	248,987	19.88	2,278,660	3,713,114	62.95
SINGAPORE	1,226,884	1,516,954	23.64	14,387,541	16,120,524	12.05
PHILIPPINES	201,873	155,208	-23.12	1,595,589	1,569,743	-1.62
MALAYSIA	465,123	340,582	-26.78	4,688,455	5,092,060	8.61
MYANMAR (FORM. BURMA)	5,426	0	-100.00	17,950	0	-100.00
BRUNEI DARUSSALAM	19,033	24,235	27.33	86,774	126,202	45.44
NEPAL	863	703	-18.54	7,638	17,075	123.55
VIET NAM	74,412	77,752	4.49	603,994	692,046	14.58
MALDIVES	108,015	95,870	-11.24	165,509	142,109	-14.14
INDIA	89,459	33,800	-62.22	1,328,477	351,115	-73.57
PAKISTAN	3,185	738	-76.83	32,850	11,000	-66.51
BANGLADESH	1,196	0	-100.00	1,668	0	-100.00
SRI LANKA	11,361	9,600	-15.50	252,556	5,100	-97.98
SAUDI ARABIA	65,052	36,164	-44.41	210,039	163,910	-21.96
KUWAIT	7,368	1,248	-83.06	34,342	26,949	-21.53
JORDAN	6,593	30,191	357.93	27,564	39,283	42.52
P. DEM.REP. OF YEMEN	1,823	0	-100.00	45,033	0	-100.00
LEBANON	2,427	1,329	-45.24	44,227	23,747	-46.31
YEMEN	259	7,436	2,771.04	366	8,258	2,156.28
OMAN	36	64	77.78	468	30	-93.59
SYRIA ARAB REPUBLIC	0	2,332	-	0	24,981	-
TURKEY	146,185	170,293	16.49	2,006,256	2,182,508	8.79
UNITED ARAB EMIRATES	158,197	140,367	-11.27	1,875,358	1,604,393	-14.45
QATAR	300	0	-100.00	7,496	0	-100.00
BAHRAIN	0	13	-	0	10	-
CYPRUS	2,963	20,387	588.05	57,436	140,415	144.47
EGYPT	11,287	25,434	125.34	139,953	294,393	110.35
MOROCCO	3,130	0	-100.00	9,931	0	-100.00
ALGERIA	1,747	966	-44.71	4,540	15,021	230.86
SUDAN	0	6	-	0	49	-
ERITREA	0	174	-	0	833	-
TANZANIA, UNITED REPUBLIC OF	1,976	0	-100.00	2,593	0	-100.00
MADAGASCAR	20,176	36,489	80.85	37,463	28,180	-24.78
KENYA	1,164	30,093	2,485.31	2,368	41,779	1,664.32
REUNION	3,484	5,889	69.03	28,693	35,126	22.42
MOZAMBIQUE	113	17,347	15,251.33	428	13,471	3,047.43
TOGO	13,360	4,840	-63.77	23,800	7,800	-67.23
GHANA	3,740	7,000	87.17	3,000	11,868	295.60
LIBERIA	59,218	0	-100.00	60,000	0	-100.00
GUINEA	18,083	9,914	-45.18	31,500	9,090	-71.14
ANGOLA	9,030	0	-100.00	12,325	0	-100.00
CONGO	90,000	28,000	-68.89	145,312	25,412	-82.51
CAMEROON	2	1	-50.00	43	4	-90.70
GABON	2,330	0	-100.00	3,225	0	-100.00
SENEGAL	22,000	7,000	-68.18	37,500	12,362	-67.03
MAURITANIA	818	0	-100.00	4,272	0	-100.00
GAMBIA	0	156	-	0	293	-
U.S. VIRGIN ISLANDS	0	41	-	0	301	-
SEYCHELLES	10,130	1,099	-89.15	14,809	6,319	-57.33
UGANDA	137	0	-100.00	3	0	-100.00
DJIBOUTI	0	200	-	0	5,226	-

TABEL 5. PERKEMBANGAN EKSPOR INDONESIA MENURUT KOMODITI DAN NEGARA TUJUAN

JENIS BARANG	BERAT BERSIH (KG)		PERUB	NILAI FOB (US \$)		PERUB
	JAN-APR 2006	JAN-APR 2007	%	JAN-APR 2006	JAN-APR 2007	%
(1)	(2)	(3)	(4)	(5)	(6)	(7)
SAO TOME AND PRINCIPE	1,288	0	-100.00	1,001	0	-100.00
SOUTH AFRICA	275,090	342,092	24.36	3,633,030	4,716,954	29.84
MAURITIUS	12,205	18,937	55.16	42,398	49,554	16.88
VIRGIN ISLANDS (BRITISH)	702	0	-100.00	16,361	0	-100.00
AUSTRALIA	395,570	522,407	32.06	5,958,283	7,874,868	32.17
NEW ZEALAND	61,405	66,990	9.10	917,742	1,053,909	14.84
GUAM	40	300	650.00	1,342	499	-62.82
NEW CALEDONIA	2,535	4,285	69.03	18,273	17,197	-5.89
NORTHERN MARIANA ISLANDS	0	2,010	-	0	19,495	-
SAINT VINCENT AND THE GRENADINES	40	377	842.50	294	732	148.98
VANUATU	284	883	210.92	601	1,106	84.03
AMERICAN SAMOA	0	99	-	0	1,136	-
COOK ISLANDS	0	1,591	-	0	2,275	-
FIJI	4,306	1,991	-53.76	32,493	31,140	-4.16
MARSHALL ISLANDS	0	4	-	0	174	-
SOLOMON ISLANDS	892	0	-100.00	2,504	0	-100.00
TONGA	0	672	-	0	829	-
EAST TIMOR	14,478	3,029	-79.08	35,023	31,687	-9.53
UNITED STATES	10,486,850	9,050,159	-13.70	159,356,933	137,118,138	-13.96
CANADA	534,214	445,406	-16.62	6,739,336	5,767,171	-14.43
MEXICO	699,513	1,470,998	110.29	7,366,794	14,217,956	93.00
GUATEMALA	0	14	-	0	195	-
HONDURAS	7,672	14,429	88.07	46,341	100,703	117.31
PANAMA	263,395	244,141	-7.31	3,671,060	3,592,494	-2.14
CUBA	0	220	-	0	945	-
SURINAME	775	37	-95.23	3,002	536	-82.15
CHILE	130,034	95,213	-26.78	2,068,692	1,447,243	-30.04
VENEZUELA	2,944	4,154	41.10	39,311	77,933	98.25
ARGENTINA	177,242	62,214	-64.90	2,477,887	853,261	-65.56
BRAZIL	106,088	267,654	152.29	1,355,613	3,855,120	184.38
COLOMBIA	11,027	36,966	235.23	207,143	495,925	139.41
URUGUAY	17,076	11,277	-33.96	265,914	189,988	-28.55
PARAGUAY	3,061	10,074	229.11	36,990	121,718	229.06
ECUADOR	36,934	30,298	-17.97	530,659	426,330	-19.66
PERU	13,100	33,557	156.16	238,442	401,946	68.57
BAHAMAS	48	0	-100.00	982	0	-100.00
JAMAICA	0	36	-	0	740	-
PUERTO RICO	816	949	16.30	9,164	6,207	-32.27
BELIZE	0	42	-	0	57	-
DOMINICAN REPUBLIC	4,345	751	-82.72	24,383	1,392	-94.29
EL SALVADOR	56	11,802	20,975.00	1,067	49,880	4,574.79
COSTA RICA	171	21,190	12,291.81	1,039	223,793	21,439.27
ARUBA	0	13	-	0	726	-
BERMUDA	424	142	-66.51	2,962	1,267	-57.22
CAYMAN ISLANDS	0	120	-	0	10,272	-
FALKLAND ISLANDS (MALVINAS)	0	151	-	0	198	-
FRENCH GUIANA	42	0	-100.00	527	0	-100.00
FRENCH POLYNESIA	2,093	6,642	217.34	8,110	16,583	104.48
MARTINIQUE	327	0	-100.00	1,051	0	-100.00
NETHERLANDS ANTILLES	1,307	440	-66.34	20,195	10,999	-45.54
GUADELOUPE	294	91	-69.05	4,020	220	-94.53
SAINT KITTS AND NEVIS	175	0	-100.00	251	0	-100.00
UNITED KINGDOM	3,892,841	3,703,148	-4.87	53,289,977	46,250,935	-13.21
NETHERLANDS	2,573,458	2,243,607	-12.82	39,183,727	31,613,977	-19.32
FRANCE	630,264	1,003,710	59.25	9,019,876	13,401,154	48.57
GERMANY, FED. REP. OF	2,366,016	2,824,681	19.39	39,423,616	48,630,457	23.35
AUSTRIA	23,370	14,573	-37.64	270,341	166,236	-38.51
BELGIUM	2,259,429	3,079,356	36.29	37,098,310	46,582,997	25.57
SWITZERLAND	44,046	38,820	-11.86	548,622	446,217	-18.67
DENMARK	153,286	362,378	136.41	2,508,946	8,958,375	257.06
NORWAY	54,688	47,344	-13.43	846,400	644,734	-23.83
SWEDEN	345,862	62,959	-81.80	5,661,132	924,235	-83.67
FINLAND	20,184	23,124	14.57	358,571	348,264	-2.87
IRELAND	98,910	62,142	-37.17	952,487	971,915	2.04
ITALY	2,175,588	2,368,581	8.87	25,020,320	31,036,442	24.04
SPAIN	965,257	695,142	-27.98	11,199,073	8,054,965	-28.07
PORTUGAL	99,260	112,128	12.96	3,048,315	3,184,534	4.47
GREECE	221,118	122,119	-44.77	2,908,307	1,624,412	-44.15
HUNGARY	7,111	16,376	130.29	111,745	151,916	35.95
POLAND	63,593	24,456	-61.54	835,669	276,169	-66.95
ROMANIA	2,443	1,328	-45.64	42,204	10,712	-74.62
BULGARIA	6,258	9,139	46.04	55,585	50,305	-9.50
YUGOSLAVIA	5,004	10,636	112.55	34,232	158,501	363.02
UKRAINE	11,963	31,931	166.91	206,653	420,712	103.58
LITHUANIA	0	1,396	-	0	32,463	-
LATVIA	2,665	5,745	115.57	78,478	70,151	-10.61
ESTONIA	432	38,472	8,805.56	5,256	1,080,074	20,449.35
CROATIA	8,199	27,009	229.42	117,039	187,974	60.61



TABEL 5. PERKEMBANGAN EKSPOR INDONESIA MENURUT KOMODITI DAN NEGARA TUJUAN

JENIS BARANG	BERAT BERSIH (KG)		PERUB	NILAI FOB (US \$)		PERUB
	JAN-APR 2006	JAN-APR 2007	%	JAN-APR 2006	JAN-APR 2007	%
(1)	(2)	(3)	(4)	(5)	(6)	(7)
MALTA	0	1,051	-	0	22,782	-
SLOVAKIA	267,993	242,514	-9.51	12,167,892	9,130,228	-24.96
SLOVENIA	11,322	18,162	60.41	131,069	191,202	45.88
CZECH REPUBLIC	10,840	39,590	265.22	187,204	560,229	199.26
RUSSIA FEDERATION	97,205	172,516	77.48	1,470,018	2,165,982	47.34
<b>-PRODUK KERAMIK</b>	<b>194,694,038</b>	<b>166,748,462</b>	<b>-14.35</b>	<b>95,710,176</b>	<b>90,887,478</b>	<b>-5.04</b>
JAPAN	3,021,769	2,921,973	-3.30	8,818,634	8,142,553	-7.67
HONG KONG	433,234	181,117	-58.19	570,793	409,593	-28.24
KOREA, REPUBLIC OF	13,140,701	17,696,110	34.67	7,537,545	6,614,719	-12.24
TAIWAN	12,290,148	15,967,675	29.92	3,615,807	5,091,209	40.80
CHINA	180,274	347,150	92.57	322,881	681,906	111.19
MACAU	0	10,643	-	0	121,192	-
PAPUA NEW GUINEA	86,663	252,864	191.78	18,653	59,810	220.65
THAILAND	12,492,073	9,118,299	-27.01	3,284,408	2,857,695	-12.99
SINGAPORE	1,714,674	1,943,110	13.32	1,422,795	1,513,809	6.40
PHILIPPINES	2,860,194	2,365,760	-17.29	797,976	711,862	-10.79
MALAYSIA	15,112,673	15,498,906	2.56	3,177,817	3,086,749	-2.87
MYANMAR (FORM. BURMA)	303,526	566,571	86.66	48,592	81,215	67.14
CAMBODIA	571,331	517,712	-9.38	110,859	117,286	5.80
BRUNEI DARUSSALAM	528,188	841,488	59.32	145,968	190,074	30.22
LAO PEOPLE'S DEMOCRATIC REPUBLI	111,844	245	-99.78	38,369	1,454	-96.21
VIET NAM	375,782	293,164	-21.99	117,926	131,852	11.81
MALDIVES	259,622	424,558	63.53	111,801	251,301	124.78
INDIA	488,910	540,037	10.46	650,399	947,959	45.75
PAKISTAN	2,524,046	4,116,520	63.09	466,347	797,154	70.94
BANGLADESH	150,516	57,735	-61.64	123,120	85,242	-30.77
SRI LANKA	3,973,570	4,293,484	8.05	800,946	855,890	6.86
AFGHANISTAN	24,320	0	-100.00	21,615	0	-100.00
IRAN (ISLAMIC REPUBLIC OF)	14,288	17,574	23.00	57,697	4,777	-91.72
SAUDI ARABIA	10,075,614	9,681,368	-3.91	1,536,630	1,646,883	7.17
KUWAIT	307,383	892,101	190.22	100,457	186,414	85.57
JORDAN	128,446	383,427	198.51	31,733	59,154	86.41
LEBANON	2,080	2,985	43.51	2,859	9,398	228.72
YEMEN	404,317	295,566	-26.90	105,622	68,081	-35.54
OMAN	22	990	4,400.00	556	13,312	2,294.24
SYRIA ARAB REPUBLIC	0	141	-	0	1,129	-
TURKEY	1,736,981	2,486,527	43.15	727,463	1,525,193	109.66
UNITED ARAB EMIRATES	1,306,518	2,226,505	70.42	1,051,478	1,297,093	23.36
QATAR	381,447	1,007,440	164.11	338,509	431,354	27.43
BAHRAIN	385,101	136,566	-64.54	126,029	42,306	-66.43
CYPRUS	17,997	87,173	384.38	17,386	37,142	113.63
EGYPT	375,911	207,956	-44.68	208,603	112,264	-46.18
MOROCCO	4,796	16,686	247.91	7,251	6,630	-8.56
TUNISIA	3,427	1,505	-56.08	4,640	4,002	-13.75
SUDAN	1,100	0	-100.00	250	0	-100.00
ETHIOPIA	50	0	-100.00	390	0	-100.00
TANZANIA, UNITED REPUBLIC OF	343	0	-100.00	862	0	-100.00
MADAGASCAR	279	122	-56.27	155	107	-30.97
KENYA	26,208	74,135	182.87	4,583	12,795	179.18
REUNION	587,496	725,524	23.49	125,667	161,776	28.73
MOZAMBIQUE	42,122	5,641	-86.61	7,493	10,757	43.56
BOTSWANA	0	40,560	-	0	7,660	-
TOGO	0	26,240	-	0	3,890	-
GUINEA	265	0	-100.00	721	0	-100.00
ANGOLA	157,924	576,783	265.23	26,424	134,069	407.38
CONGO	0	154	-	0	100	-
NIGERIA	116,848	24,443	-79.08	43,255	13,440	-68.93
GABON	5,168	48	-99.07	7,242	45	-99.38
COTE D'IVOIRE	20	69	245.00	19	72	278.95
SENEGAL	4,079	143	-96.49	5,075	705	-86.11
BENIN	1,195	1,771	48.20	5,250	700	-86.67
SEYCHELLES	45,788	2,777	-93.94	51,109	3,953	-92.27
UGANDA	183	569	210.93	4	975	24,275.00
SAO TOME AND PRINCIPE	2,318	0	-100.00	1,800	0	-100.00
SOUTH AFRICA	3,082,893	4,171,082	35.30	4,211,989	9,172,198	117.76
MAURITIUS	1,053,759	1,310,884	24.40	196,845	267,761	36.03
AUSTRALIA	13,645,251	13,187,261	-3.36	4,957,389	5,022,223	1.31
NEW ZEALAND	872,569	914,150	4.77	377,795	400,029	5.89
GUAM	91,295	8,249	-90.96	30,905	11,624	-62.39
PALAU	72	3	-95.83	273	13	-95.24
NEW CALEDONIA	4,885	4,725	-3.28	9,317	3,837	-58.82
NORTHERN MARIANA ISLANDS	2,633	0	-100.00	4,561	0	-100.00
SAINT VINCENT AND THE GRENADINES	80	35	-56.25	777	93	-88.03
VANUATU	190,444	80,430	-57.77	70,256	36,874	-47.51
WALLIS AND FUTUNA ISLANDS	0	292	-	0	564	-
COOK ISLANDS	43,547	1,501	-96.55	10,269	1,618	-84.24
FIJI	367,027	196,193	-46.55	115,581	67,666	-41.46

TABEL 5. PERKEMBANGAN EKSPOR INDONESIA MENURUT KOMODITI DAN NEGARA TUJUAN

JENIS BARANG	BERAT BERSIH (KG)		PERUB	NILAI FOB (US \$)		PERUB
	JAN-APR 2006	JAN-APR 2007	%	JAN-APR 2006	JAN-APR 2007	%
(1)	(2)	(3)	(4)	(5)	(6)	(7)
MARSHALL ISLANDS	3,758	0	-100.00	708	0	-100.00
SAMOA	0	69,558	-	0	15,888	-
TONGA	18,531	13,870	-25.15	5,477	11,769	114.88
EAST TIMOR	528,400	3,210	-99.39	130,444	3,557	-97.27
UNITED STATES	61,558,749	23,186,810	-62.33	29,069,286	17,658,663	-39.25
CANADA	4,051,671	3,045,226	-24.84	2,225,020	1,941,177	-12.76
MEXICO	325,174	49,500	-84.78	426,864	153,962	-63.93
GUATEMALA	301,890	204,786	-32.17	58,915	49,162	-16.55
HONDURAS	506	10	-98.02	135	15	-88.89
NICARAGUA	129	0	-100.00	56	0	-100.00
PANAMA	289,540	224,641	-22.41	61,574	51,716	-16.01
SURINAME	0	54	-	0	318	-
CHILE	420,774	278,428	-33.83	147,467	115,859	-21.43
VENEZUELA	7,819	590	-92.45	15,553	5,184	-66.67
ARGENTINA	21,211	34,852	64.31	14,799	22,015	48.76
BRAZIL	2,455	1,728	-29.61	3,760	2,978	-20.80
COLOMBIA	4,297	67,236	1,464.72	4,096	139,216	3,298.83
BOLIVIA	0	24,510	-	0	6,207	-
URUGUAY	913	458	-49.84	929	558	-39.94
ECUADOR	72,892	25	-99.97	19,229	67	-99.65
PERU	23,729	0	-100.00	7,808	0	-100.00
TRINIDAD AND TOBAGO	49,110	49,808	1.42	16,152	12,798	-20.77
BAHAMAS	5,165	5,720	10.75	55,814	41,505	-25.64
JAMAICA	530,229	413,024	-22.10	112,977	106,844	-5.43
PUERTO RICO	429,762	291,554	-32.16	147,377	108,704	-26.24
BELIZE	35	0	-100.00	209	0	-100.00
DOMINICAN REPUBLIC	848	5,175	510.26	976	4,364	347.13
EL SALVADOR	171	0	-100.00	350	0	-100.00
COSTA RICA	5,549	2,777	-49.95	4,840	1,815	-62.50
HAITI	38	0	-100.00	26	0	-100.00
BARBADOS	1,933	4,177	116.09	1,599	4,832	202.19
ANTIGUA AND BARBUDA	106	0	-100.00	50	0	-100.00
ANGUILLA	0	316	-	0	1,317	-
ARUBA	7,574	160	-97.89	14,826	245	-98.35
BERMUDA	223	439	96.86	1,558	3,235	107.64
CAYMAN ISLANDS	0	29	-	0	8	-
FRENCH GUIANA	1,029	952	-7.48	688	1,699	146.95
FRENCH POLYNESIA	289,699	170,736	-41.06	123,840	32,537	-73.73
GRENADA	48,542	500	-98.97	12,829	52	-99.59
MARTINIQUE	918	1,093	19.06	1,798	1,157	-35.65
NETHERLANDS ANTILLES	681	32,186	4,626.28	1,279	5,299	314.31
NORFOLK ISLANDS	509	0	-100.00	706	0	-100.00
SAINT LUCIA	24,370	0	-100.00	5,193	0	-100.00
TURKS AND CAICOS ISLANDS	4,469	0	-100.00	1,283	0	-100.00
GUADELOUPE	2,177	1,109	-49.06	3,593	2,189	-39.08
UNITED KINGDOM	2,664,037	2,867,910	7.65	4,231,335	4,765,391	12.62
NETHERLANDS	775,740	988,260	27.40	542,434	751,650	38.57
FRANCE	1,228,793	693,803	-43.54	1,194,214	1,408,093	17.91
GERMANY, FED. REP. OF	533,799	238,171	-55.38	911,277	653,841	-28.25
AUSTRIA	1,153	3,075	166.70	10,166	5,726	-43.67
BELGIUM	844,401	1,842,516	118.20	1,214,813	1,172,852	-3.45
SWITZERLAND	134,641	123,597	-8.20	324,262	165,416	-48.99
DENMARK	103,095	74,932	-27.32	61,679	65,097	5.54
NORWAY	841,034	1,781,493	111.82	289,052	416,450	44.07
SWEDEN	452,497	707,820	56.43	167,953	260,550	55.13
FINLAND	105,982	48,535	-54.20	665,171	413,195	-37.88
IRELAND	151,475	190,203	25.57	232,508	274,838	18.21
ITALY	5,521,665	6,803,554	23.22	3,720,769	3,692,380	-0.76
SPAIN	449,220	877,782	95.40	716,128	1,354,938	89.20
PORTUGAL	38,185	12,573	-67.07	55,899	11,083	-80.17
MONTSERRAT	17,280	0	-100.00	2,957	0	-100.00
GREECE	1,681,071	2,925,533	74.03	347,197	607,577	74.99
HUNGARY	24,661	5,110	-79.28	16,613	13,367	-19.54
POLAND	24,830	15,010	-39.55	14,518	9,473	-34.75
ROMANIA	38,017	3,444	-90.94	97,182	4,523	-95.35
BULGARIA	1,076	3,159	193.59	775	11,070	1,328.39
YUGOSLAVIA	21,187	1,575	-92.57	4,553	2,330	-48.82
KAZAKHSTAN	3	237	7,800.00	67	333	397.01
UKRAINE	1,930,096	359,365	-81.38	606,593	161,620	-73.36
LITHUANIA	203	23,444	11,448.77	931	4,197	350.81
LATVIA	11,165	0	-100.00	24,020	0	-100.00
ESTONIA	127,736	25,978	-79.66	27,861	6,970	-74.98
GEORGIA	47	1,250	2,559.57	226	9,300	4,015.04
CROATIA	1,589	54,854	3,352.11	4,145	45,133	988.85
MALTA	85,180	214,073	151.32	24,843	44,751	80.14
SLOVAKIA	174,642	3,860	-97.79	66,098	2,333	-96.47
SLOVENIA	6,802	512	-92.47	26,265	903	-96.56
CZECH REPUBLIC	8,180	30,954	278.41	3,610	47,325	1,210.94

TABEL 5. PERKEMBANGAN EKSPOR INDONESIA MENURUT KOMODITI DAN NEGARA TUJUAN

JENIS BARANG	BERAT BERSIH (KG)		PERUB	NILAI FOB (US \$)		PERUB
	JAN-APR 2006	JAN-APR 2007	%	JAN-APR 2006	JAN-APR 2007	%
(1)	(2)	(3)	(4)	(5)	(6)	(7)
RUSSIA FEDERATION	1,524,754	887,218	-41.81	617,559	466,662	-24.43
<b>-EMAS BATANGAN</b>	<b>13,245</b>	<b>13,295</b>	<b>0.38</b>	<b>199,808,949</b>	<b>277,450,768</b>	<b>38.86</b>
JAPAN	1,704	0	-100.00	224,189	0	-100.00
HONG KONG	0	949	-	0	20,062,030	-
SINGAPORE	5,278	6,849	29.77	95,140,962	146,504,562	53.99
MALAYSIA	1,112	353	-68.26	20,190,820	7,568,697	-62.51
AUSTRALIA	3,205	4,975	55.23	57,324,280	99,758,509	74.02
SWITZERLAND	1,946	169	-91.32	26,928,698	3,556,970	-86.79
<b>-PESAWAT UDARA DAN BAGIANNYA</b>	<b>2,789,097</b>	<b>920,517</b>	<b>-67.00</b>	<b>137,758,813</b>	<b>46,167,445</b>	<b>-66.49</b>
JAPAN	2,011	4,911	144.21	649,416	1,286,371	98.08
HONG KONG	1,720	4,029	134.24	317,056	507,209	59.97
KOREA, REPUBLIC OF	876	1,884	115.07	707,308	219,335	-68.99
TAIWAN	3	950	31,566.67	100	13,626	13,526.00
CHINA	157,847	7,769	-95.08	1,152,354	925,035	-19.73
PAPUA NEW GUINEA	2,850	0	-100.00	562,300	0	-100.00
THAILAND	46,284	99,319	114.59	849,984	3,271,605	284.90
SINGAPORE	395,817	126,767	-67.97	50,733,372	6,241,127	-87.70
PHILIPPINES	568	245	-56.87	455,133	3,777	-99.17
MALAYSIA	345,469	56,476	-83.65	42,333,121	5,722,184	-86.48
CAMBODIA	0	769	-	0	32,200	-
BRUNEI DARUSSALAM	153	291	90.20	30,166	11,902	-60.54
VIET NAM	21,370	119	-99.44	501,150	150	-99.97
INDIA	7,650	4,602	-39.84	500,350	517,500	3.43
PAKISTAN	748	211	-71.79	379,861	721,033	89.81
BANGLADESH	0	69	-	0	200	-
SRI LANKA	45	1	-97.78	100	344	244.00
IRAN (ISLAMIC REPUBLIC OF)	874	0	-100.00	30,000	0	-100.00
SAUDI ARABIA	25	670	2,580.00	1	3,834	383,300.00
JORDAN	125	33	-73.60	5,000	4,000	-20.00
YEMEN	0	97	-	0	3,150	-
OMAN	0	10	-	0	9,358	-
TURKEY	223	156	-30.04	145,531	54,616	-62.47
UNITED ARAB EMIRATES	137,297	156,955	14.32	812,731	1,132,038	39.29
LIBYAN ARAB JAMAHIRIYA	150,000	0	-100.00	2,000,000	0	-100.00
MADAGASCAR	0	3,695	-	0	1,856	-
KENYA	87	1,327	1,425.29	2,900	43,150	1,387.93
REUNION	0	832	-	0	4,518	-
BENIN	172	0	-100.00	380	0	-100.00
CENTRAL AFRICAN REPUBLIC	0	42	-	0	2,000	-
SOUTH AFRICA	100,124	3,198	-96.81	1,015,000	20,033	-98.03
AUSTRALIA	216,396	14,906	-93.11	2,121,779	1,375,661	-35.16
NEW ZEALAND	25	3,505	13,920.00	371	1,032,348	278,160.92
UNITED STATES	539,969	27,710	-94.87	13,785,397	2,647,181	-80.80
CANADA	184	292	58.70	54,800	10,172	-81.44
FRENCH POLYNESIA	0	714	-	0	608	-
UNITED KINGDOM	527,195	251,863	-52.23	10,009,974	6,699,669	-33.07
NETHERLANDS	13,706	12,512	-8.71	323,617	281,907	-12.89
FRANCE	9,651	39,602	310.34	847,992	626,298	-26.14
GERMANY, FED. REP. OF	30,430	62,685	106.00	3,762,518	7,108,075	88.92
BELGIUM	4,525	15,644	245.72	533,900	624,344	16.94
SWITZERLAND	2,638	2,973	12.70	86,803	176,157	102.94
DENMARK	314	1,052	235.03	28,896	55,417	91.78
NORWAY	4,620	3,750	-18.83	502,500	500,000	-0.50
SWEDEN	0	19	-	0	9	-
IRELAND	32,140	262	-99.18	503,250	88,050	-82.50
ITALY	689	628	-8.85	41,191	61,307	48.84
SPAIN	2,925	2,873	-1.78	1,471,741	1,728,091	17.42
POLAND	102	0	-100.00	770	0	-100.00
RUSSIA FEDERATION	31,250	4,100	-86.88	500,000	2,400,000	380.00
<b>-KAPAL LAUT DAN SEJENISNYA</b>	<b>66,436,834</b>	<b>97,802,253</b>	<b>47.21</b>	<b>61,854,885</b>	<b>311,897,120</b>	<b>404.24</b>
JAPAN	41,864	638,000	1,423.98	27,979	3,184,455	11,281.59
KOREA, REPUBLIC OF	23,401	3,779	-83.85	30,000	68,000	126.67
CHINA	16,740,344	0	-100.00	2,518,434	0	-100.00
THAILAND	6,771,266	191,980	-97.16	6,402,842	1,868,642	-70.82
SINGAPORE	36,235,697	48,055,704	32.62	45,789,514	63,305,627	38.25
PHILIPPINES	650	0	-100.00	130	0	-100.00
MALAYSIA	1,618,493	10,472,213	547.03	1,736,608	7,865,156	352.90
VIET NAM	310,660	0	-100.00	177,176	0	-100.00
INDIA	398,660	676,453	69.68	1,316,779	7,019,800	433.10
SAUDI ARABIA	3,930	4,151,518	105,536.59	11,640	1,780,549	15,196.81
KUWAIT	984	907,430	92,118.50	29,700	949,977	3,098.58
UNITED ARAB EMIRATES	2,919,219	16,011	-99.45	2,575,219	506,576	-80.33
KENYA	8,997	0	-100.00	30,000	0	-100.00
UGANDA	0	7,533	-	0	18,000	-
MAURITIUS	5,301	0	-100.00	5,721	0	-100.00

TABEL 5. PERKEMBANGAN EKSPOR INDONESIA MENURUT KOMODITI DAN NEGARA TUJUAN

JENIS BARANG	BERAT BERSIH (KG)		PERUB	NILAI FOB (US \$)		PERUB
	JAN-APR 2006	JAN-APR 2007	%	JAN-APR 2006	JAN-APR 2007	%
(1)	(2)	(3)	(4)	(5)	(6)	(7)
AUSTRALIA	310,000	9,181,982	2,861.93	726,300	176,686,238	24,226.89
SOLOMON ISLANDS	15,257	0	-100.00	18,478	0	-100.00
UNITED STATES	68,172	150	-99.78	14,880	22,500	51.21
JAMAICA	0	411,000	-	0	7,500,000	-
UNITED KINGDOM	2,604	0	-100.00	65,789	0	-100.00
NETHERLANDS	22,000	0	-100.00	78,822	0	-100.00
FRANCE	1,950	34,500	1,669.23	27,000	21,600	-20.00
GERMANY, FED. REP. OF	0	17,030,000	-	0	24,700,000	-
DENMARK	11	0	-100.00	1,000	0	-100.00
FINLAND	424	0	-100.00	217	0	-100.00
ITALY	3,000	6,024,000	200,700.00	78,065	16,400,000	20,908.13
BULGARIA	931,000	0	-100.00	152,092	0	-100.00
RUSSIA FEDERATION	2,950	0	-100.00	40,500	0	-100.00
<b>-PERLENGKAPAN OLAHRAGA DAN MA</b>	<b>8,376,769</b>	<b>8,231,524</b>	<b>-1.73</b>	<b>51,776,085</b>	<b>62,906,781</b>	<b>21.50</b>
JAPAN	381,611	418,516	9.67	6,161,679	8,240,727	33.74
HONG KONG	89,769	56,478	-37.09	436,618	543,428	24.46
KOREA, REPUBLIC OF	213,748	92,935	-56.52	608,357	597,112	-1.85
TAIWAN	7,252	5,592	-22.89	51,891	31,964	-38.40
CHINA	187,580	252,332	34.52	1,386,658	1,951,870	40.76
PAPUA NEW GUINEA	0	2,697	-	0	5,234	-
THAILAND	20,780	23,437	12.79	103,573	107,271	3.57
SINGAPORE	107,374	281,449	162.12	963,286	4,833,501	401.77
PHILIPPINES	88,078	42,406	-51.85	85,046	46,843	-44.92
MALAYSIA	78,302	168,430	115.10	435,934	903,000	107.14
CAMBODIA	62,590	0	-100.00	25,045	0	-100.00
BRUNEI DARUSSALAM	1,264	125	-90.11	26,931	626	-97.68
VIET NAM	292	7,531	2,479.11	2,099	73,979	3,424.49
MALDIVES	1,281	1,198	-6.48	3,045	10,097	231.59
INDIA	53,938	43,736	-18.91	371,785	327,417	-11.93
PAKISTAN	117,438	89,812	-23.52	324,624	135,009	-58.41
BANGLADESH	0	1,503	-	0	7,517	-
SRI LANKA	70,470	38,419	-45.48	61,810	31,201	-49.52
IRAN (ISLAMIC REPUBLIC OF)	0	9,104	-	0	21,994	-
SAUDI ARABIA	172,099	54,762	-68.18	158,651	115,624	-27.12
KUWAIT	396	1,876	373.74	3,020	16,123	433.87
JORDAN	18,461	27,404	48.44	38,012	60,210	58.40
LEBANON	19,024	33,291	74.99	41,692	50,710	21.63
YEMEN	78	0	-100.00	118	0	-100.00
SYRIA ARAB REPUBLIC	0	9,029	-	0	20,870	-
TURKEY	5,153	5,288	2.62	35,910	19,867	-44.68
UNITED ARAB EMIRATES	39,677	47,731	20.30	220,329	265,975	20.72
QATAR	0	122	-	0	1,840	-
BAHRAIN	43	9	-79.07	184	80	-56.52
CYPRUS	3,026	238	-92.13	22,947	2,055	-91.04
EGYPT	4,606	10,225	121.99	29,426	96,656	228.47
MOROCCO	4,072	0	-100.00	30,232	0	-100.00
TUNISIA	436	0	-100.00	2,489	0	-100.00
ALGERIA	10,005	61,458	514.27	9,108	123,268	1,253.40
SUDAN	11,948	16,657	39.41	76,727	34,924	-54.48
MOZAMBIQUE	112	0	-100.00	1,440	0	-100.00
ANGOLA	199	908	356.28	375	308	-17.87
CAMEROON	52	0	-100.00	1,042	0	-100.00
NIGERIA	6,066	0	-100.00	22,254	0	-100.00
BENIN	579	12,679	2,089.81	682	76,675	11,142.67
UGANDA	535	0	-100.00	3,467	0	-100.00
SOUTH AFRICA	2,427	16,822	593.12	18,192	207,143	1,038.65
AUSTRALIA	195,183	193,046	-1.09	868,326	1,386,808	59.71
NEW ZEALAND	31,005	23,630	-23.79	151,551	138,354	-8.71
GUAM	70	19,992	28,460.00	1,645	13,000	690.27
NEW CALEDONIA	0	465	-	0	588	-
FIJI	1,467	962	-34.42	671	3,795	465.57
EAST TIMOR	3,075	56	-98.18	5,038	36	-99.29
UNITED STATES	1,672,029	1,958,568	17.14	11,552,071	14,079,634	21.88
CANADA	107,668	109,871	2.05	595,999	834,976	40.10
MEXICO	274,338	409,497	49.27	2,104,809	2,675,044	27.09
GUATEMALA	0	35	-	0	34	-
PANAMA	4,383	10,152	131.62	43,885	89,468	103.87
SURINAME	0	66	-	0	385	-
CHILE	116,444	158,739	36.32	651,040	797,357	22.47
VENEZUELA	36,903	38,229	3.59	288,566	266,594	-7.61
ARGENTINA	86,671	101,537	17.15	556,884	602,941	8.27
BRAZIL	172,772	572,078	231.12	1,159,300	3,581,354	208.92
COLOMBIA	18,686	20,172	7.95	123,742	132,216	6.85
BOLIVIA	348	877	152.01	1,750	3,276	87.20
URUGUAY	1,064	0	-100.00	6,424	0	-100.00
ECUADOR	23,916	5,569	-76.71	89,110	51,180	-42.57
PERU	9,113	16,145	77.16	77,076	107,304	39.22

TABEL 5. PERKEMBANGAN EKSPOR INDONESIA MENURUT KOMODITI DAN NEGARA TUJUAN

JENIS BARANG	BERAT BERSIH (KG)		PERUB	NILAI FOB (US \$)		PERUB
	JAN-APR 2006	JAN-APR 2007	%	JAN-APR 2006	JAN-APR 2007	%
(1)	(2)	(3)	(4)	(5)	(6)	(7)
EL SALVADOR	15,049	0	-100.00	152,555	0	-100.00
UNITED KINGDOM	446,713	507,279	13.56	3,073,101	3,711,191	20.76
NETHERLANDS	334,265	299,370	-10.44	2,087,253	2,047,919	-1.88
FRANCE	443,436	380,614	-14.17	2,832,421	2,384,751	-15.81
GERMANY, FED. REP. OF	1,597,763	423,673	-73.48	7,247,888	3,937,276	-45.68
AUSTRIA	30,549	37,069	21.34	257,287	258,837	0.60
BELGIUM	80,023	179,219	123.96	620,046	1,124,893	81.42
SWITZERLAND	14,058	14,553	3.52	101,098	80,660	-20.22
DENMARK	42,109	49,910	18.53	124,934	350,461	180.52
NORWAY	28,804	33,882	17.63	136,229	134,922	-0.96
SWEDEN	149,726	91,041	-39.19	389,216	373,215	-4.11
FINLAND	17,410	40,177	130.77	68,735	80,928	17.74
IRELAND	781	7,592	872.09	7,488	64,565	762.25
ITALY	211,581	210,761	-0.39	1,492,400	1,253,370	-16.02
SPAIN	27,145	55,611	104.87	249,744	465,119	86.24
GREECE	14,794	29,182	97.26	44,322	154,577	248.76
HUNGARY	35,920	19,986	-44.36	192,255	115,517	-39.91
POLAND	10,409	12,434	19.45	87,207	101,251	16.10
ROMANIA	9,504	0	-100.00	23,056	0	-100.00
BELARUS	1,261	7,728	512.85	11,941	20,104	68.36
UKRAINE	18,796	5,315	-71.72	173,110	57,859	-66.58
UZBEKISTAN	9,588	0	-100.00	27,358	0	-100.00
LATVIA	5,792	30	-99.48	61,721	400	-99.35
CROATIA	29,700	24,165	-18.64	62,143	56,905	-8.43
SLOVAKIA	7,399	0	-100.00	56,694	0	-100.00
SLOVENIA	3,872	4,229	9.22	9,192	10,252	11.53
CZECH REPUBLIC	138,045	189,782	37.48	976,946	1,354,062	38.60
RUSSIA FEDERATION	116,381	134,037	15.17	1,167,180	1,042,285	-10.70
<b>-PENA DAN PENSIL</b>	<b>3,347,782</b>	<b>3,912,067</b>	<b>16.86</b>	<b>21,422,460</b>	<b>24,471,398</b>	<b>14.23</b>
JAPAN	112,097	181,603	62.01	1,140,983	1,979,382	73.48
HONG KONG	35,752	14,417	-59.67	281,104	151,620	-46.06
KOREA, REPUBLIC OF	11,536	8,874	-23.08	112,791	92,354	-18.12
TAIWAN	11,066	16,489	49.01	72,900	158,103	116.88
CHINA	10,925	28,051	156.76	85,322	249,237	192.11
PAPUA NEW GUINEA	974	0	-100.00	10,827	0	-100.00
THAILAND	80,542	55,134	-31.55	603,573	509,593	-15.57
SINGAPORE	40,239	59,044	46.73	304,668	408,407	34.05
PHILIPPINES	28,921	71,815	148.31	187,009	422,286	125.81
MALAYSIA	78,582	72,499	-7.74	737,787	705,476	-4.38
VIET NAM	0	1,357	-	0	6,767	-
MALDIVES	3,331	455	-86.34	25,465	1,312	-94.85
INDIA	2,270	6,888	203.44	35,055	52,873	50.83
PAKISTAN	6,663	7,832	17.54	44,444	48,869	9.96
BANGLADESH	12,863	9,570	-25.60	108,660	94,851	-12.71
SRI LANKA	840	71	-91.55	2,104	250	-88.12
IRAN (ISLAMIC REPUBLIC OF)	8,577	35,464	313.48	55,862	176,502	215.96
SAUDI ARABIA	140,132	55,992	-60.04	1,300,702	383,962	-70.48
KUWAIT	2,546	6,692	162.84	30,865	68,957	123.41
JORDAN	612	0	-100.00	3,499	0	-100.00
LEBANON	20,052	22,199	10.71	146,057	166,845	14.23
YEMEN	0	14,949	-	0	12,512	-
OMAN	0	5,069	-	0	54,587	-
SYRIA ARAB REPUBLIC	0	128	-	0	892	-
TURKEY	48,812	18,670	-61.75	280,881	93,795	-66.61
UNITED ARAB EMIRATES	17,822	29,691	66.60	172,487	221,112	28.19
QATAR	6,801	6,552	-3.66	76,591	72,200	-5.73
BAHRAIN	966	0	-100.00	12,257	0	-100.00
CYPRUS	204	0	-100.00	1,442	0	-100.00
EGYPT	129,792	35,940	-72.31	710,877	267,144	-62.42
MOROCCO	5,713	10,746	88.10	55,515	96,584	73.98
ETHIOPIA	256	0	-100.00	400	0	-100.00
GAMBIA	0	139	-	0	261	-
SOUTH AFRICA	318	37,479	11,685.85	4,682	99,232	2,019.44
AUSTRALIA	99,877	63,680	-36.24	542,511	418,875	-22.79
NEW ZEALAND	5,788	9,278	60.30	48,893	89,911	83.89
EAST TIMOR	0	2	-	0	7	-
UNITED STATES	1,543,040	2,139,965	38.68	8,209,000	10,543,099	28.43
CANADA	17,860	8,688	-51.35	233,846	165,914	-29.05
MEXICO	172,893	228,919	32.41	1,038,603	1,550,596	49.30
VENEZUELA	48,354	0	-100.00	257,444	0	-100.00
ARGENTINA	1,380	2,231	61.67	17,184	25,995	51.27
BRAZIL	80	0	-100.00	10	0	-100.00
COLOMBIA	91,896	82,651	-10.06	469,812	499,545	6.33
ECUADOR	5,500	8,595	56.27	31,036	53,785	73.30
JAMAICA	0	588	-	0	6,137	-
PUERTO RICO	0	8,024	-	0	56,391	-
UNITED KINGDOM	104,360	90,975	-12.83	1,022,518	901,087	-11.88

TABEL 5. PERKEMBANGAN EKSPOR INDONESIA MENURUT KOMODITI DAN NEGARA TUJUAN

JENIS BARANG	BERAT BERSIH (KG)		PERUB	NILAI FOB (US \$)		PERUB
	JAN-APR 2006	JAN-APR 2007	%	JAN-APR 2006	JAN-APR 2007	%
(1)	(2)	(3)	(4)	(5)	(6)	(7)
NETHERLANDS	181,215	121,518	-32.94	933,436	751,745	-19.46
FRANCE	67,301	30,373	-54.87	344,241	189,973	-44.81
GERMANY, FED. REP. OF	114,800	153,543	33.75	906,774	1,223,172	34.89
BELGIUM	75	1,387	1,749.33	784	11,420	1,356.63
DENMARK	7,920	0	-100.00	61,539	0	-100.00
NORWAY	7,094	9,010	27.01	80,339	97,418	21.26
SWEDEN	23,108	34,841	50.77	263,513	348,089	32.10
FINLAND	2,516	307	-87.80	29,924	4,448	-85.14
IRELAND	0	15,209	-	0	203,644	-
ITALY	19,788	24,972	26.20	208,507	267,760	28.42
SPAIN	13,439	41,964	212.26	115,923	265,823	129.31
PORTUGAL	0	1	-	0	2	-
DEMOCRATIC REPUBLIC OF THE CONG	0	117	-	0	1,040	-
HUNGARY	0	665	-	0	11,237	-
LATVIA	0	163	-	0	2,879	-
CZECH REPUBLIC	294	20,586	6,902.04	1,814	185,423	10,121.78
RUSSIA FEDERATION	0	6	-	0	18	-
<b>-BATU SEMI PERMATA</b>	<b>17,612</b>	<b>30,075</b>	<b>70.76</b>	<b>129,928</b>	<b>486,846</b>	<b>274.70</b>
JAPAN	0	3,912	-	0	144,041	-
HONG KONG	714	22	-96.92	9,526	204,800	2,049.91
CHINA	16,598	0	-100.00	118,402	0	-100.00
THAILAND	0	4	-	0	16	-
UNITED ARAB EMIRATES	0	20	-	0	422	-
NIGERIA	0	3	-	0	337	-
MAURITIUS	0	30	-	0	14	-
AUSTRALIA	0	14	-	0	2,735	-
UNITED STATES	300	24,279	7,993.00	2,000	124,391	6,119.55
CANADA	0	2	-	0	45	-
COSTA RICA	0	43	-	0	37	-
SAINT KITTS AND NEVIS	0	29	-	0	404	-
UNITED KINGDOM	0	48	-	0	3,201	-
NETHERLANDS	0	31	-	0	229	-
FRANCE	0	28	-	0	229	-
GERMANY, FED. REP. OF	0	538	-	0	664	-
AUSTRIA	0	174	-	0	942	-
BELGIUM	0	2	-	0	155	-
SWITZERLAND	0	1	-	0	1	-
NORWAY	0	2	-	0	78	-
SPAIN	0	542	-	0	2,306	-
GREECE	0	351	-	0	1,799	-
<b>-KOPER, TAS, DOMPET PLASTIK/TEKS</b>	<b>2,783,519</b>	<b>2,888,507</b>	<b>3.77</b>	<b>16,064,453</b>	<b>16,157,739</b>	<b>0.58</b>
JAPAN	260,904	232,396	-10.93	1,734,709	1,527,245	-11.96
HONG KONG	21,108	41,399	96.13	419,204	459,188	9.54
KOREA, REPUBLIC OF	925	38,410	4,052.43	2,727	34,647	1,170.52
TAIWAN	13,814	11,415	-17.37	39,311	25,833	-34.29
CHINA	24,953	28,391	13.78	50,043	90,682	81.21
PAPUA NEW GUINEA	2,007	1,449	-27.80	5,136	9,825	91.30
THAILAND	22,001	35,290	60.40	26,635	58,994	121.49
SINGAPORE	21,429	36,853	71.98	303,634	589,096	94.02
PHILIPPINES	6,909	4,362	-36.86	50,705	29,263	-42.29
MALAYSIA	65,386	53,287	-18.50	178,943	95,774	-46.48
BRUNEI DARUSSALAM	1,988	250	-87.42	6,339	858	-86.46
VIET NAM	92	76	-17.39	80	103	28.75
MALDIVES	4,092	1,645	-59.80	11,248	5,387	-52.11
INDIA	94,253	31,631	-66.44	322,807	140,924	-56.34
PAKISTAN	3,873	0	-100.00	18,760	0	-100.00
BANGLADESH	18,896	44,491	135.45	48,700	118,075	142.45
SRI LANKA	0	2,479	-	0	6,372	-
SAUDI ARABIA	21,167	23,055	8.92	92,101	115,233	25.12
KUWAIT	0	115	-	0	49,000	-
LEBANON	1	1,690	168,900.00	104	6,240	5,900.00
TURKEY	7,056	0	-100.00	21,434	0	-100.00
UNITED ARAB EMIRATES	136,245	137,114	0.64	562,461	658,881	17.14
CYPRUS	66	6	-90.91	195	32	-83.59
EGYPT	11,803	15,704	33.05	70,493	43,207	-38.71
TUNISIA	0	36	-	0	222	-
ALGERIA	50	0	-100.00	346	0	-100.00
MADAGASCAR	926	9	-99.03	732	6	-99.18
KENYA	1,013	748	-26.16	4,061	605	-85.10
REUNION	258	2,069	701.94	1,472	3,067	108.36
MOZAMBIQUE	139	964	593.53	525	4,161	692.57
ANGOLA	1,880	0	-100.00	7,476	0	-100.00
NIGERIA	71	0	-100.00	888	0	-100.00
U.S. VIRGIN ISLANDS	0	25	-	0	34	-
SEYCHELLES	6	52	766.67	868	577	-33.53
SOUTH AFRICA	15,819	21,043	33.02	18,248	51,009	179.53

TABEL 5. PERKEMBANGAN EKSPOR INDONESIA MENURUT KOMODITI DAN NEGARA TUJUAN

JENIS BARANG	BERAT BERSIH (KG)		PERUB	NILAI FOB (US \$)		PERUB
	JAN-APR 2006	JAN-APR 2007	%	JAN-APR 2006	JAN-APR 2007	%
(1)	(2)	(3)	(4)	(5)	(6)	(7)
MAURITIUS	1	0	-100.00	330	0	-100.00
AUSTRALIA	22,925	31,369	36.83	122,732	119,782	-2.40
NEW ZEALAND	3,147	6,679	112.23	17,699	21,830	23.34
MICRONESIA, FEDERATED STATES OF	97	0	-100.00	386	0	-100.00
GUAM	85	173	103.53	957	3,853	302.61
PALAU	0	37	-	0	145	-
NEW CALEDONIA	4,883	2,031	-58.41	6,399	9,591	49.88
NORTHERN MARIANA ISLANDS	503	0	-100.00	1,554	0	-100.00
SAINT VINCENT AND THE GRENADINES	0	412	-	0	800	-
VANUATU	3,818	1	-99.97	4,862	13	-99.73
COOK ISLANDS	274	1,162	324.09	204	4,607	2,158.33
FIJI	85	4,004	4,610.59	925	7,661	728.22
KIRIBATI	552	0	-100.00	760	0	-100.00
TONGA	0	683	-	0	842	-
UNITED STATES	882,410	675,433	-23.46	5,063,347	4,871,693	-3.79
CANADA	5,239	43,083	722.35	31,339	138,056	340.52
MEXICO	43,265	15,380	-64.45	144,951	100,790	-30.47
GUATEMALA	0	49	-	0	680	-
PANAMA	5,088	26,487	420.58	8,020	52,694	557.03
CHILE	2,320	5,660	143.97	5,916	9,880	67.00
VENEZUELA	49	0	-100.00	701	0	-100.00
ARGENTINA	12,194	13,926	14.20	30,668	26,730	-12.84
BRAZIL	8,815	18,294	107.53	17,413	36,711	110.83
COLOMBIA	19	3	-84.21	282	50	-82.27
URUGUAY	2,068	4,269	106.43	4,229	8,334	97.07
ECUADOR	3,942	1,514	-61.59	7,433	3,066	-58.75
PERU	10	0	-100.00	273	0	-100.00
TRINIDAD AND TOBAGO	14	0	-100.00	396	0	-100.00
BAHAMAS	1,869	1,617	-13.48	5,668	2,186	-61.43
JAMAICA	0	310	-	0	728	-
PUERTO RICO	702	178	-74.64	8,584	1,479	-82.77
BELIZE	0	16	-	0	22	-
DOMINICAN REPUBLIC	0	214	-	0	450	-
EL SALVADOR	1	0	-100.00	15	0	-100.00
COSTA RICA	1	1,226	122,500.00	90	3,824	4,148.89
BARBADOS	10	1,988	19,780.00	120	2,607	2,072.50
ARUBA	0	66	-	0	116	-
BERMUDA	51	248	386.27	361	2,568	611.36
CAYMAN ISLANDS	0	6	-	0	373	-
FRENCH POLYNESIA	314	4,862	1,448.41	854	8,376	880.80
MARTINIQUE	101	45	-55.45	1,806	439	-75.69
NETHERLANDS ANTILLES	240	72	-70.00	3,527	2,564	-27.30
GUADELOUPE	205	274	33.66	1,023	1,890	84.75
SAINT KITTS AND NEVIS	0	12	-	0	177	-
UNITED KINGDOM	101,361	157,446	55.33	537,433	477,973	-11.06
NETHERLANDS	125,827	79,256	-37.01	1,666,539	1,553,946	-6.76
FRANCE	43,931	47,000	6.99	739,862	188,121	-74.57
GERMANY, FED. REP. OF	115,281	97,208	-15.68	606,638	560,986	-7.53
AUSTRIA	6,504	4,519	-30.52	23,076	36,552	58.40
BELGIUM	279,011	490,256	75.71	1,048,294	1,476,626	40.86
SWITZERLAND	2,621	8,023	206.10	18,871	44,337	134.95
DENMARK	1,085	28,353	2,513.18	1,761	28,651	1,526.97
NORWAY	3,921	2,501	-36.22	86,336	44,176	-48.83
SWEDEN	2,259	10,347	358.03	14,337	72,101	402.90
FINLAND	503	947	88.27	6,915	1,868	-72.99
IRELAND	4,170	5,239	25.64	6,390	12,326	92.90
ITALY	210,345	231,909	10.25	1,277,242	1,554,840	21.73
SPAIN	108,592	83,104	-23.47	491,906	469,925	-4.47
PORTUGAL	3,022	1,159	-61.65	6,001	5,579	-7.03
GREECE	5,601	9,435	68.45	23,582	40,995	73.84
DEMOCRATIC REPUBLIC OF THE CONGO	0	952	-	0	8,420	-
HUNGARY	333	59	-82.28	415	972	134.22
POLAND	1	31	3,000.00	8	595	7,337.50
BULGARIA	3,446	0	-100.00	7,984	0	-100.00
YUGOSLAVIA	0	2,158	-	0	4,330	-
ESTONIA	515	0	-100.00	900	0	-100.00
CROATIA	259	191	-26.25	636	1,068	67.92
SLOVENIA	206	0	-100.00	284	0	-100.00
CZECH REPUBLIC	72	1	-98.61	436	8	-98.17
RUSSIA FEDERATION	226	176	-22.12	4,398	3,197	-27.31
<b>-BARANG DARI LOGAM MULIA</b>	<b>386,700</b>	<b>111,290</b>	<b>-71.22</b>	<b>21,872,203</b>	<b>43,290,615</b>	<b>97.93</b>
JAPAN	2,572	2,837	10.30	96,516	310,066	221.26
HONG KONG	366	5,198	1,320.22	54,887	970,363	1,667.93
KOREA, REPUBLIC OF	94	146	55.32	1,398	35,798	2,460.66
TAIWAN	0	9	-	0	14,047	-
CHINA	66	0	-100.00	230	0	-100.00
THAILAND	6,214	2,212	-64.40	359,600	616,338	71.40

TABEL 5. PERKEMBANGAN EKSPOR INDONESIA MENURUT KOMODITI DAN NEGARA TUJUAN

JENIS BARANG	BERAT BERSIH (KG)		PERUB	NILAI FOB (US \$)		PERUB
	JAN-APR 2006	JAN-APR 2007	%	JAN-APR 2006	JAN-APR 2007	%
(1)	(2)	(3)	(4)	(5)	(6)	(7)
SINGAPORE	29,940	58,728	96.15	2,760,764	6,791,586	146.00
PHILIPPINES	11	0	-100.00	165	0	-100.00
MALAYSIA	198	82	-58.59	9,543	3,698	-61.25
BRUNEI DARUSSALAM	21	780	3,614.29	88	1,304	1,381.82
VIET NAM	0	2	-	0	18	-
MALDIVES	9	583	6,377.78	163	9,632	5,809.20
INDIA	0	383	-	0	4,059	-
IRAN (ISLAMIC REPUBLIC OF)	0	647	-	0	1,206	-
KUWAIT	294,368	0	-100.00	176,756	0	-100.00
TURKEY	342	990	189.47	107,360	424,607	295.50
UNITED ARAB EMIRATES	208	888	326.92	1,789,153	12,541,807	600.99
CYPRUS	19	0	-100.00	11,530	0	-100.00
EGYPT	0	5	-	0	3,643	-
TANZANIA, UNITED REPUBLIC OF	456	0	-100.00	1,743	0	-100.00
REUNION	2	129	6,350.00	1,588	384	-75.82
U.S. VIRGIN ISLANDS	32	0	-100.00	18,116	0	-100.00
SEYCHELLES	0	8	-	0	1,700	-
SOUTH AFRICA	4	9	125.00	80	18	-77.50
VIRGIN ISLANDS (BRITISH)	6	0	-100.00	56	0	-100.00
AUSTRALIA	2,616	2,116	-19.11	120,981	145,992	20.67
NEW ZEALAND	536	252	-52.99	31,242	17,723	-43.27
PALAU	17	0	-100.00	109	0	-100.00
NEW CALEDONIA	0	103	-	0	69	-
NORTHERN MARIANA ISLANDS	5	0	-100.00	217	0	-100.00
FIJI	31	0	-100.00	12	0	-100.00
MARSHALL ISLANDS	0	11	-	0	473	-
UNITED STATES	23,129	13,901	-39.90	14,408,073	18,918,859	31.31
CANADA	1,267	2,938	131.89	41,214	183,491	345.22
MEXICO	0	9	-	0	205	-
BRAZIL	0	114	-	0	5,381	-
BAHAMAS	27	0	-100.00	548	0	-100.00
PUERTO RICO	6	14	133.33	2,147	10,206	375.36
DOMINICAN REPUBLIC	502	0	-100.00	1,419	0	-100.00
COSTA RICA	0	4	-	0	30	-
BERMUDA	95	2	-97.89	670	14	-97.91
CAYMAN ISLANDS	0	36	-	0	1,939	-
NETHERLANDS ANTILLES	0	42	-	0	1,370	-
SAINT KITTS AND NEVIS	0	14	-	0	204	-
UNITED KINGDOM	5,122	1,535	-70.03	413,302	401,399	-2.88
NETHERLANDS	8,980	8,201	-8.67	157,609	416,076	163.99
FRANCE	1,351	1,618	19.76	31,337	10,970	-64.99
GERMANY, FED. REP. OF	1,507	1,316	-12.67	466,788	495,938	6.24
AUSTRIA	19	34	78.95	538	5,729	964.87
BELGIUM	346	115	-66.76	1,370	6,265	357.30
SWITZERLAND	317	124	-60.88	160,965	96,744	-39.90
DENMARK	75	35	-53.33	166,704	95,532	-42.69
NORWAY	129	123	-4.65	70,650	71,281	0.89
SWEDEN	195	8	-95.90	11,386	1,866	-83.61
FINLAND	124	0	-100.00	873	0	-100.00
IRELAND	0	13	-	0	9,873	-
ITALY	1,517	3,179	109.56	246,159	442,985	79.96
SPAIN	1,052	1,618	53.80	78,912	169,064	114.24
PORTUGAL	146	0	-100.00	401	0	-100.00
ICELAND	4	10	150.00	6,651	19,902	199.23
GREECE	110	74	-32.73	7,556	1,537	-79.66
HUNGARY	0	46	-	0	839	-
POLAND	22	0	-100.00	301	0	-100.00
MALTA	2,485	0	-100.00	31,701	0	-100.00
RUSSIA FEDERATION	40	49	22.50	22,632	28,385	25.42
<b>-PETI KEMAS</b>	<b>1,155,614</b>	<b>14,382,078</b>	<b>1,144.54</b>	<b>1,509,922</b>	<b>15,227,913</b>	<b>908.52</b>
JAPAN	0	107,925	-	0	139,669	-
HONG KONG	0	225,000	-	0	244,000	-
PAPUA NEW GUINEA	0	5,842	-	0	25,935	-
THAILAND	4,000	3,401	-14.98	281	10,000	3,458.72
SINGAPORE	168,001	1,906,834	1,035.01	168,196	1,545,604	818.93
MALAYSIA	41,420	6,900	-83.34	178,600	6,000	-96.64
VIET NAM	26,227	25,510	-2.73	109,337	31,704	-71.00
UNITED ARAB EMIRATES	57,775	0	-100.00	148,620	0	-100.00
AUSTRALIA	0	552	-	0	821	-
UNITED STATES	0	5,313,114	-	0	6,412,780	-
BARBADOS	656,000	1,390,000	111.89	481,000	1,020,000	112.06
BERMUDA	0	2,806,000	-	0	2,560,000	-
UNITED KINGDOM	202,191	0	-100.00	423,888	0	-100.00
GERMANY, FED. REP. OF	0	2,591,000	-	0	3,231,400	-
<b>-KOMPUTER DAN BAGIANNYA</b>	<b>30,608,804</b>	<b>16,385,775</b>	<b>-46.47</b>	<b>485,687,060</b>	<b>417,622,952</b>	<b>-14.01</b>
JAPAN	2,378,384	874,878	-63.22	70,535,265	42,101,526	-40.31



TABEL 5. PERKEMBANGAN EKSPOR INDONESIA MENURUT KOMODITI DAN NEGARA TUJUAN

JENIS BARANG	BERAT BERSIH (KG)		PERUB	NILAI FOB (US \$)		PERUB
	JAN-APR 2006	JAN-APR 2007	%	JAN-APR 2006	JAN-APR 2007	%
(1)	(2)	(3)	(4)	(5)	(6)	(7)
HONG KONG	2,105,012	670,680	-68.14	39,704,087	6,562,537	-83.47
KOREA, REPUBLIC OF	733,083	129,971	-82.27	12,591,806	1,764,493	-85.99
TAIWAN	910,329	194,456	-78.64	22,865,232	2,876,422	-87.42
CHINA	1,818,572	2,420,131	33.08	45,164,149	72,079,815	59.60
MACAU	0	99	-	0	2,073	-
PAPUA NEW GUINEA	0	200	-	0	645	-
THAILAND	1,440,818	202,678	-85.93	13,481,085	10,191,992	-24.40
SINGAPORE	2,896,822	2,998,491	3.51	52,229,345	95,562,715	82.97
PHILIPPINES	347,057	184,443	-46.86	3,952,297	2,647,919	-33.00
MALAYSIA	431,372	741,757	71.95	7,253,334	18,678,720	157.52
CAMBODIA	683	0	-100.00	1,847	0	-100.00
BRUNEI DARUSSALAM	50	10	-80.00	70	305	335.71
NEPAL	0	1,794	-	0	51,090	-
VIET NAM	66,156	44,876	-32.17	406,620	629,357	54.78
MALDIVES	0	144	-	0	820	-
INDIA	698,682	649,848	-6.99	9,516,251	11,228,827	18.00
PAKISTAN	14,006	11,897	-15.06	253,063	222,048	-12.26
BANGLADESH	4,030	2,409	-40.22	58,766	52,167	-11.23
SRI LANKA	593	7,194	1,113.15	11,225	29,879	166.18
IRAN (ISLAMIC REPUBLIC OF)	30,701	25,256	-17.74	641,678	1,111,379	73.20
SAUDI ARABIA	11,356	7,451	-34.39	201,472	174,164	-13.55
KUWAIT	4	22	450.00	6,831	100	-98.54
JORDAN	5,844	13,999	139.54	121,701	50,289	-58.68
LEBANON	10,166	0	-100.00	160,516	0	-100.00
YEMEN	0	17,101	-	0	559,850	-
SYRIA ARAB REPUBLIC	19,239	0	-100.00	175,209	0	-100.00
TURKEY	121,588	71,765	-40.98	722,100	1,879,511	160.28
UNITED ARAB EMIRATES	429,349	546,405	27.26	5,031,073	8,941,753	77.73
BAHRAIN	0	62	-	0	90	-
EGYPT	32,639	149,549	358.19	484,922	3,562,561	634.67
LIBYAN ARAB JAMAHIRIYA	5,314	2,362	-55.55	78,406	62,788	-19.92
TUNISIA	1,435	0	-100.00	28,617	0	-100.00
ALGERIA	5,100	7,746	51.88	17,100	211,804	1,138.62
ETHIOPIA	766	0	-100.00	7,850	0	-100.00
KENYA	0	978	-	0	4,370	-
GHANA	943	47	-95.02	1,105	40	-96.38
CAMEROON	0	105	-	0	6,000	-
NIGERIA	9,228	14,241	54.32	57,015	91,644	60.74
BENIN	28,800	0	-100.00	15,600	0	-100.00
UGANDA	0	1,185	-	0	5,925	-
SOUTH AFRICA	21,504	39,152	82.07	627,065	1,076,808	71.72
MALAWI	0	100	-	0	500	-
AUSTRALIA	523,825	113,355	-78.36	7,663,350	2,580,701	-66.32
NEW ZEALAND	226	0	-100.00	2,754	0	-100.00
SOLOMON ISLANDS	150	0	-100.00	450	0	-100.00
EAST TIMOR	8,318	23,133	178.11	4,289	467,582	10,801.89
UNITED STATES	3,640,141	1,529,951	-57.97	53,272,034	32,546,536	-38.91
CANADA	56,742	16,136	-71.56	725,142	431,813	-40.45
MEXICO	710,477	317,174	-55.36	10,707,437	6,928,499	-35.29
GUATEMALA	5,681	0	-100.00	136,142	0	-100.00
PANAMA	99	0	-100.00	722	0	-100.00
CHILE	196,183	9,639	-95.09	2,423,402	82,328	-96.60
VENEZUELA	124,241	0	-100.00	1,589,653	0	-100.00
ARGENTINA	275,710	28,917	-89.51	3,865,415	246,984	-93.61
BRAZIL	813,241	965,474	18.72	7,525,676	15,842,952	110.52
COLOMBIA	95,617	34,773	-63.63	1,128,689	374,804	-66.79
URUGUAY	0	1,840	-	0	9,360	-
ECUADOR	188	0	-100.00	6,068	0	-100.00
PERU	77,865	0	-100.00	944,182	0	-100.00
COSTA RICA	61,104	0	-100.00	761,195	0	-100.00
NETHERLANDS ANTILLES	52	33	-36.54	22,500	6,780	-69.87
UNITED KINGDOM	57,412	12,346	-78.50	1,624,135	225,685	-86.10
NETHERLANDS	6,427,893	2,033,656	-68.36	78,807,163	52,265,742	-33.68
FRANCE	190	1,355	613.16	5,198	23,764	357.18
GERMANY, FED. REP. OF	964,803	899,333	-6.79	12,433,512	10,713,484	-13.83
BELGIUM	54	8,039	14,787.04	3,965	168,465	4,148.80
SWITZERLAND	25	0	-100.00	2,372	0	-100.00
DENMARK	366	1	-99.73	16,400	156	-99.05
NORWAY	0	340	-	0	6,500	-
FINLAND	17,230	12,018	-30.25	280,314	169,813	-39.42
IRELAND	125,549	131,575	4.80	3,411,487	6,825,636	100.08
ITALY	2,628	259	-90.14	166,874	5,202	-96.88
SPAIN	255	235	-7.84	10,512	9,968	-5.18
PORTUGAL	6	648	10,700.00	8,061	18,177	125.49
GREECE	488	0	-100.00	32,209	0	-100.00
HUNGARY	82,933	75,991	-8.37	1,487,659	2,632,944	76.99
POLAND	821	9,267	1,028.75	45,747	169,191	269.84
ROMANIA	0	9,461	-	0	259,604	-

TABEL 5. PERKEMBANGAN EKSPOR INDONESIA MENURUT KOMODITI DAN NEGARA TUJUAN

JENIS BARANG	BERAT BERSIH (KG)		PERUB	NILAI FOB (US \$)		PERUB
	JAN-APR 2006	JAN-APR 2007	%	JAN-APR 2006	JAN-APR 2007	%
(1)	(2)	(3)	(4)	(5)	(6)	(7)
UKRAINE	0	1,332	-	0	24,372	-
UZBEKISTAN	4,938	0	-100.00	116,675	0	-100.00
SLOVAKIA	7,344	0	-100.00	106,034	0	-100.00
SLOVENIA	1,677,149	0	-100.00	8,870,432	0	-100.00
CZECH REPUBLIC	69,235	113,438	63.84	1,076,509	2,127,596	97.64
RUSSIA FEDERATION	0	2,574	-	0	35,388	-
<b>-KENDARAAN BERMOTOR RODA 2 DAI</b>	<b>1,365,541</b>	<b>1,177,840</b>	<b>-13.75</b>	<b>10,412,780</b>	<b>9,084,392</b>	<b>-12.76</b>
JAPAN	35,908	65,590	82.66	466,630	845,278	81.15
HONG KONG	0	85	-	0	835	-
KOREA, REPUBLIC OF	0	1,584	-	0	19,414	-
TAIWAN	739	456	-38.29	7,696	2,500	-67.52
CHINA	98	5,510	5,522.45	1,620	9,900	511.11
THAILAND	16,145	2,212	-86.30	327,821	26,835	-91.81
SINGAPORE	315	0	-100.00	1,799	0	-100.00
PHILIPPINES	694,072	472,620	-31.91	5,089,411	3,770,268	-25.92
MALAYSIA	2,179	4,178	91.74	9,069	28,568	215.01
VIET NAM	34,278	6,800	-80.16	391,100	59,600	-84.76
MALDIVES	0	5,760	-	0	49,128	-
INDIA	2,804	399	-85.77	44,836	7,437	-83.41
PAKISTAN	4,490	0	-100.00	34,562	0	-100.00
JORDAN	11,000	0	-100.00	75,000	0	-100.00
CYPRUS	200	0	-100.00	842	0	-100.00
ALGERIA	250	0	-100.00	650	0	-100.00
ANGOLA	10,853	36,000	231.71	66,830	230,100	244.31
GAMBIA	0	1,344	-	0	944	-
DJIBOUTI	2,640	7,200	172.73	18,000	46,740	159.67
AUSTRALIA	15,356	63,490	313.45	44,871	631,562	1,307.51
NEW ZEALAND	2,980	887	-70.23	21,914	1,094	-95.01
CHRISTMAS ISLANDS	40	0	-100.00	500	0	-100.00
EAST TIMOR	1,049	0	-100.00	5,622	0	-100.00
UNITED STATES	600	776	29.33	2,700	3,659	35.52
CANADA	0	5,567	-	0	25,451	-
MEXICO	28,800	53,551	85.94	222,428	461,412	107.44
GUATEMALA	5,760	2,880	-50.00	42,000	19,200	-54.29
HONDURAS	7,305	0	-100.00	44,861	0	-100.00
CHILE	0	11,520	-	0	96,624	-
VENEZUELA	240	0	-100.00	1,580	0	-100.00
ARGENTINA	0	100	-	0	650	-
BRAZIL	200	4,434	2,117.00	100	26,046	25,946.00
COLOMBIA	386,856	322,466	-16.64	2,809,961	2,012,232	-28.39
PARAGUAY	120	0	-100.00	750	0	-100.00
DOMINICAN REPUBLIC	57,120	62,760	9.87	368,060	397,480	7.99
EL SALVADOR	6,240	0	-100.00	42,100	0	-100.00
COSTA RICA	2,880	0	-100.00	21,000	0	-100.00
BERMUDA	2,880	2,880	0.00	21,000	24,432	16.34
UNITED KINGDOM	2,042	4,280	109.60	16,680	4,125	-75.27
NETHERLANDS	0	2,935	-	0	8,094	-
FRANCE	4,998	1,764	-64.71	23,319	4,514	-80.64
GERMANY, FED. REP. OF	250	290	16.00	1,250	3,242	159.36
BELGIUM	588	908	54.42	856	3,842	348.83
SWITZERLAND	0	600	-	0	3,926	-
NORWAY	150	0	-100.00	1,150	0	-100.00
FINLAND	4,256	0	-100.00	2,174	0	-100.00
ITALY	98	24,945	25,354.08	1,446	246,560	16,951.18
SPAIN	0	148	-	0	100	-
GREECE	18,762	921	-95.09	180,592	12,600	-93.02
<b>-KENDARAAN BERMOTOR RODA 4 DAI</b>	<b>15,098,858</b>	<b>39,049,441</b>	<b>158.63</b>	<b>86,930,110</b>	<b>231,399,119</b>	<b>166.19</b>
JAPAN	106,379	201,964	89.85	743,771	1,632,860	119.54
HONG KONG	0	3,600	-	0	46,000	-
TAIWAN	0	4,857	-	0	16,469	-
CHINA	44,600	25,695	-42.39	23,509	49,956	112.50
PAPUA NEW GUINEA	0	21	-	0	163	-
THAILAND	1,736,784	3,260,899	87.76	9,295,455	15,757,696	69.52
SINGAPORE	557,496	1,342,261	140.77	1,770,893	2,394,321	35.20
PHILIPPINES	2,441,304	4,611,666	88.90	12,562,586	22,913,381	82.39
MALAYSIA	1,796,284	5,658,604	215.02	10,259,988	29,665,935	189.14
MYANMAR (FORM. BURMA)	31,969	30,000	-6.16	97,512	148,835	52.63
BRUNEI DARUSSALAM	823,920	810,210	-1.66	4,972,897	4,735,633	-4.77
NEPAL	0	6,731	-	0	33,540	-
VIET NAM	755,953	1,357,948	79.63	2,521,095	7,246,295	187.43
MALDIVES	0	69	-	0	262	-
PAKISTAN	626,108	254,000	-59.43	3,928,454	1,673,316	-57.41
BANGLADESH	0	41,449	-	0	227,295	-
SRI LANKA	0	97,818	-	0	553,105	-
SAUDI ARABIA	2,979,775	5,225,766	75.37	18,986,807	39,606,034	108.60
KUWAIT	198,771	401,610	102.05	1,488,126	3,295,057	121.42

TABEL 5. PERKEMBANGAN EKSPOR INDONESIA MENURUT KOMODITI DAN NEGARA TUJUAN

JENIS BARANG	BERAT BERSIH (KG)		PERUB	NILAI FOB (US \$)		PERUB
	JAN-APR 2006	JAN-APR 2007	%	JAN-APR 2006	JAN-APR 2007	%
(1)	(2)	(3)	(4)	(5)	(6)	(7)
JORDAN	0	16,929	-	0	96,690	-
LEBANON	28,620	408,810	1,328.41	248,354	3,722,026	1,398.68
YEMEN	54,015	137,312	154.21	295,846	685,545	131.72
OMAN	7,949	1,188,328	14,849.40	69,797	10,423,578	14,834.13
SYRIA ARAB REPUBLIC	65,894	161,811	145.56	466,093	983,459	111.00
UNITED ARAB EMIRATES	451,362	3,745,686	729.86	3,770,893	35,523,238	842.04
QATAR	99,571	295,966	197.24	660,810	2,456,412	271.73
BAHRAIN	42,925	155,552	262.38	379,673	1,421,025	274.28
EGYPT	0	619,363	-	0	3,448,670	-
LIBYAN ARAB JAMAHIRIYA	0	11,820	-	0	75,295	-
MOROCCO	17,618	0	-100.00	95,195	0	-100.00
ALGERIA	1,270	2,540	100.00	8,985	17,699	96.98
TANZANIA, UNITED REPUBLIC OF	1,270	0	-100.00	8,755	0	-100.00
KENYA	0	6,000	-	0	20,020	-
GHANA	0	9,499	-	0	57,731	-
GUINEA	428,250	0	-100.00	3,963,330	0	-100.00
ANGOLA	34,096	35,123	3.01	192,837	195,031	1.14
CONGO	0	44,957	-	0	256,001	-
NIGERIA	0	16,500	-	0	270,887	-
SENEGAL	3,032	0	-100.00	8,568	0	-100.00
SEYCHELLES	3,810	4,749	24.65	26,266	28,301	7.75
SOUTH AFRICA	9,502	6,158,533	64,713.02	63,385	29,527,817	46,484.87
MAURITIUS	0	5,516	-	0	51,000	-
AUSTRALIA	351,086	741,979	111.34	2,673,141	2,684,487	0.42
NEW ZEALAND	26,880	27,840	3.57	121,679	163,809	34.62
SAINT VINCENT AND THE GRENADINES	16,237	2,320	-85.71	73,633	10,087	-86.30
VANUATU	3,544	6,959	96.36	19,667	35,151	78.73
AMERICAN SAMOA	0	3,610	-	0	30,886	-
FIJI	9,497	8,119	-14.51	58,358	41,676	-28.59
MARSHALL ISLANDS	3,544	1,225	-65.43	20,463	7,284	-64.40
SOLOMON ISLANDS	34,257	1,685	-95.08	43,611	22,400	-48.64
EAST TIMOR	5,250	0	-100.00	35,332	0	-100.00
UNITED STATES	239,627	13,000	-94.57	1,351,500	36,600	-97.29
MEXICO	0	305,094	-	0	1,626,339	-
GUATEMALA	72,647	70,900	-2.40	387,472	359,902	-7.12
HONDURAS	65,637	13,920	-78.79	306,076	65,047	-78.75
NICARAGUA	8,890	11,925	34.14	57,931	60,882	5.09
PANAMA	19,383	78,740	306.23	104,849	406,637	287.83
CHILE	369,431	646,886	75.10	1,752,376	3,071,037	75.25
VENEZUELA	0	7,707	-	0	232,537	-
BRAZIL	140	0	-100.00	2,727	0	-100.00
GUYANA	2,320	0	-100.00	10,906	0	-100.00
TRINIDAD AND TOBAGO	64,938	0	-100.00	403,010	0	-100.00
JAMAICA	37,364	3,699	-90.10	212,007	21,025	-90.08
PUERTO RICO	234,630	10,770	-95.41	1,346,874	56,846	-95.78
DOMINICAN REPUBLIC	0	48,050	-	0	260,378	-
COSTA RICA	24,679	13,920	-43.60	140,423	64,899	-53.78
BARBADOS	85,452	63,785	-25.36	482,840	354,903	-26.50
ANTIGUA AND BARBUDA	0	15,080	-	0	65,227	-
ANGUILLA	0	1,160	-	0	4,919	-
ARUBA	3,480	0	-100.00	16,673	0	-100.00
BERMUDA	12,480	12,700	1.76	76,341	80,378	5.29
DOMINICA	7,024	125,885	1,692.21	33,677	655,408	1,846.16
FRENCH POLYNESIA	11,029	16,003	45.10	73,374	86,701	18.16
GRENADA	0	10,919	-	0	58,233	-
NETHERLANDS ANTILLES	15,843	8,449	-46.67	88,186	44,485	-49.56
SAINT LUCIA	22,607	20,884	-7.62	117,737	119,721	1.69
SAINT KITTS AND NEVIS	0	4,990	-	0	29,499	-
UNITED KINGDOM	1,500	29,552	1,870.13	5,885	57,520	877.40
NETHERLANDS	78	6,576	8,330.77	1,475	6,700	354.24
FRANCE	0	70,999	-	0	50,028	-
GERMANY, FED. REP. OF	752	1,507	100.40	1,500	34,910	2,227.33
IRELAND	0	259,040	-	0	1,220,000	-
DEMOCRATIC REPUBLIC OF THE CONGO	0	23,402	-	0	16,000	-
POLAND	105	0	-100.00	507	0	-100.00
<b>-SUKU CADANG MESIN</b>	<b>32,710,896</b>	<b>36,243,594</b>	<b>10.80</b>	<b>235,387,348</b>	<b>302,856,741</b>	<b>28.66</b>
JAPAN	8,771,994	10,519,504	19.92	20,587,533	21,719,070	5.50
HONG KONG	125,815	47,527	-62.22	92,969	674,841	625.88
KOREA, REPUBLIC OF	1,474,434	2,109,741	43.09	1,558,898	2,493,162	59.93
TAIWAN	8,022	81,896	920.89	11,479	255,508	2,125.87
CHINA	2,269,014	942,179	-58.48	7,820,378	3,386,558	-56.70
MONGOLIA	0	19,473	-	0	69,444	-
PAPUA NEW GUINEA	3,514	3,688	4.95	11,601	3,044	-73.76
THAILAND	5,402,893	6,817,193	26.18	9,629,705	10,900,831	13.20
SINGAPORE	5,699,085	6,592,063	15.67	137,382,628	204,751,727	49.04
PHILIPPINES	130,399	122,530	-6.03	677,403	388,811	-42.60
MALAYSIA	1,155,021	1,635,586	41.61	27,331,130	15,867,075	-41.95

TABEL 5. PERKEMBANGAN EKSPOR INDONESIA MENURUT KOMODITI DAN NEGARA TUJUAN

JENIS BARANG	BERAT BERSIH (KG)		PERUB	NILAI FOB (US \$)		PERUB
	JAN-APR 2006	JAN-APR 2007	%	JAN-APR 2006	JAN-APR 2007	%
(1)	(2)	(3)	(4)	(5)	(6)	(7)
BRUNEI DARUSSALAM	10,443	1,438	-86.23	177,356	7,988	-95.50
VIET NAM	177,331	103,055	-41.89	899,252	682,327	-24.12
MALDIVES	55	0	-100.00	700	0	-100.00
INDIA	46,832	360,045	668.80	405,522	2,067,143	409.75
PAKISTAN	26,875	0	-100.00	484,790	0	-100.00
BANGLADESH	151,139	0	-100.00	392,794	0	-100.00
SRI LANKA	545	19	-96.51	4,700	1,829	-61.09
IRAN (ISLAMIC REPUBLIC OF)	269,415	157,357	-41.59	1,416,040	410,086	-71.04
SAUDI ARABIA	14,801	29,382	98.51	95,593	129,446	35.41
JORDAN	10,655	0	-100.00	80,000	0	-100.00
YEMEN	770	0	-100.00	4,941	0	-100.00
SYRIA ARAB REPUBLIC	0	12,219	-	0	111,159	-
TURKEY	91,831	0	-100.00	268,502	0	-100.00
UNITED ARAB EMIRATES	750,145	49,244	-93.44	3,432,114	496,538	-85.53
QATAR	30,770	15,000	-51.25	735,024	340,854	-53.63
EGYPT	821	590	-28.14	32,055	63,256	97.34
LIBYAN ARAB JAMAHIRIYA	286	3,274	1,044.76	737	17,892	2,327.68
MOROCCO	0	251	-	0	3,171	-
TUNISIA	0	410	-	0	3,779	-
SUDAN	0	20,621	-	0	349,272	-
TANZANIA, UNITED REPUBLIC OF	1,125	0	-100.00	13,400	0	-100.00
MADAGASCAR	0	1,750	-	0	24,209	-
KENYA	0	49	-	0	49	-
MOZAMBIQUE	340	0	-100.00	5,000	0	-100.00
BOTSWANA	280	0	-100.00	3,100	0	-100.00
GHANA	100	0	-100.00	1,000	0	-100.00
GUINEA	7,100	0	-100.00	1,750	0	-100.00
ANGOLA	1,695	6,596	289.14	71,899	160,078	122.64
NIGERIA	0	123,283	-	0	1,565,775	-
UGANDA	757	192	-74.64	9,600	192	-98.00
NIGER	1,190	0	-100.00	10,600	0	-100.00
SOUTH AFRICA	5,199	22,280	328.54	18,080	68,451	278.60
ZAMBIA	0	7,300	-	0	551,697	-
AUSTRALIA	177,496	393,872	121.90	1,209,251	2,824,470	133.57
NEW ZEALAND	2,486	10,289	313.88	43,008	46,938	9.14
NEW CALEDONIA	416	0	-100.00	2,500	0	-100.00
FIJI	62	0	-100.00	300	0	-100.00
UNITED STATES	2,478,734	1,568,919	-36.70	7,855,635	14,353,820	82.72
CANADA	225,060	91,939	-59.15	466,328	192,967	-58.62
MEXICO	13,821	4,916	-64.43	1,041,910	1,736,446	66.66
ARGENTINA	1,839	150	-91.84	58,400	13,627	-76.67
BRAZIL	34,254	747,792	2,083.08	131,012	2,130,193	1,525.95
URUGUAY	4,565	0	-100.00	23,060	0	-100.00
PERU	0	154	-	0	13,627	-
TRINIDAD AND TOBAGO	594,900	0	-100.00	2,903,042	0	-100.00
PUERTO RICO	0	569	-	0	63,848	-
COSTA RICA	98	0	-100.00	21,884	0	-100.00
NETHERLANDS ANTILLES	349	0	-100.00	46,998	0	-100.00
UNITED KINGDOM	1,958,255	3,109,060	58.77	4,784,660	6,305,801	31.79
NETHERLANDS	69,983	172,376	146.31	988,533	3,905,904	295.12
FRANCE	80,056	18,391	-77.03	207,546	1,258,552	506.40
GERMANY, FED. REP. OF	170,290	220,528	29.50	567,575	1,608,149	183.34
BELGIUM	1,640	75,469	4,501.77	13,836	210,895	1,424.25
SWITZERLAND	0	76	-	0	15,850	-
LUXEMBOURG	54,398	0	-100.00	27,309	0	-100.00
SWEDEN	1,191	55	-95.38	18,965	11,260	-40.63
FINLAND	0	106	-	0	25,350	-
IRELAND	38,178	22,278	-41.65	329,473	463,482	40.67
ITALY	77,058	0	-100.00	142,758	0	-100.00
SPAIN	1,582	0	-100.00	26,090	0	-100.00
GREECE	0	2	-	0	159	-
HUNGARY	3,434	789	-77.02	12,518	106,035	747.06
ROMANIA	2,700	0	-100.00	450	0	-100.00
MALTA	435	0	-100.00	2,618	0	-100.00
SLOVAKIA	70,280	52	-99.93	730,883	1,568	-99.79
SLOVENIA	155	0	-100.00	368	0	-100.00
CZECH REPUBLIC	36	37	2.78	2,447	2,447	0.00
RUSSIA FEDERATION	6,454	40	-99.38	59,718	91	-99.85
<b>-SUKU CADANG KENDARAAN</b>	<b>64,039,685</b>	<b>50,099,180</b>	<b>-21.77</b>	<b>382,912,571</b>	<b>359,302,459</b>	<b>-6.17</b>
JAPAN	14,094,587	13,551,550	-3.85	74,129,319	84,823,605	14.43
HONG KONG	43,042	18,120	-57.90	366,898	203,325	-44.58
KOREA, REPUBLIC OF	127,201	53,458	-57.97	396,641	336,129	-15.26
TAIWAN	1,278,876	1,352,636	5.77	9,289,448	12,142,272	30.71
CHINA	2,621,092	1,460,702	-44.27	17,446,027	17,361,153	-0.49
PAPUA NEW GUINEA	1,766	404	-77.12	23,846	4,145	-82.62
THAILAND	7,492,756	6,498,875	-13.26	54,445,838	53,877,854	-1.04
SINGAPORE	5,344,784	6,333,532	18.50	29,205,119	39,539,742	35.39

TABEL 5. PERKEMBANGAN EKSPOR INDONESIA MENURUT KOMODITI DAN NEGARA TUJUAN

JENIS BARANG	BERAT BERSIH (KG)		PERUB	NILAI FOB (US \$)		PERUB
	JAN-APR 2006	JAN-APR 2007	%	JAN-APR 2006	JAN-APR 2007	%
(1)	(2)	(3)	(4)	(5)	(6)	(7)
PHILIPPINES	1,933,258	2,154,892	11.46	12,058,604	13,258,775	9.95
MALAYSIA	12,643,369	2,368,845	-81.26	62,916,041	15,270,722	-75.73
MYANMAR (FORM. BURMA)	29,210	0	-100.00	158,989	0	-100.00
BRUNEI DARUSSALAM	45,767	8,958	-80.43	245,611	38,807	-84.20
VIET NAM	2,919,116	1,498,960	-48.65	16,194,444	9,251,161	-42.87
MALDIVES	1,455	1,059	-27.22	2,888	2,366	-18.07
INDIA	593,614	736,182	24.02	3,800,007	5,905,365	55.40
PAKISTAN	534,063	549,073	2.81	2,085,227	3,046,004	46.08
BANGLADESH	84,580	71,770	-15.15	129,011	126,388	-2.03
SRI LANKA	46,300	54,034	16.70	161,924	206,726	27.67
IRAN (ISLAMIC REPUBLIC OF)	20,622	144,978	603.03	33,060	576,129	1,642.68
SAUDI ARABIA	31,529	31,641	0.36	147,104	154,311	4.90
KUWAIT	1,672	619	-62.98	20,702	3,988	-80.74
JORDAN	51,060	11,134	-78.19	203,474	48,957	-75.94
LEBANON	24,946	21,207	-14.99	107,604	111,755	3.86
YEMEN	33,236	757	-97.72	143,237	9,622	-93.28
OMAN	76,311	210	-99.72	72,850	1,388	-98.09
SYRIA ARAB REPUBLIC	0	5,575	-	0	22,736	-
TURKEY	168,003	185,647	10.50	513,845	859,313	67.23
UNITED ARAB EMIRATES	348,406	339,066	-2.68	703,861	554,490	-21.22
QATAR	40	700	1,650.00	952	5,405	467.75
BAHRAIN	336	0	-100.00	5,293	0	-100.00
CYPRUS	8,287	3,259	-60.67	75,212	43,952	-41.56
EGYPT	114,183	240,516	110.64	425,450	944,521	122.01
LIBYAN ARAB JAMAHIRIYA	0	304	-	0	4,891	-
TUNISIA	26,148	31,706	21.26	40,631	63,383	56.00
KENYA	1,108	0	-100.00	5,488	0	-100.00
MOZAMBIQUE	3,698	0	-100.00	44,734	0	-100.00
GHANA	72,000	7	-99.99	440,000	142	-99.97
GUINEA	44	5	-88.64	15	68	353.33
ANGOLA	297	0	-100.00	3,833	0	-100.00
CAMEROON	0	92	-	0	812	-
NIGERIA	2,830	26,158	824.31	5,113	4,289	-16.12
COTE D'IVOIRE	85	0	-100.00	2,490	0	-100.00
MAURITANIA	0	5,904	-	0	12,630	-
GAMBIA	0	525	-	0	1,000	-
DJIBOUTI	0	4,800	-	0	13,186	-
SOUTH AFRICA	188,111	521,554	177.26	2,017,710	5,413,340	168.29
AUSTRALIA	408,453	240,700	-41.07	2,625,884	2,427,418	-7.56
NEW ZEALAND	3,034	35,083	1,056.33	29,197	199,215	582.31
SAINT VINCENT AND THE GRENADINES	95	0	-100.00	1,120	0	-100.00
VANUATU	426	0	-100.00	7,476	0	-100.00
FIJI	390	4,332	1,010.77	3,568	10,616	197.53
SOLOMON ISLANDS	272,913	16	-99.99	330,527	332	-99.90
EAST TIMOR	15,668	0	-100.00	15,083	0	-100.00
UNITED STATES	5,118,554	4,803,962	-6.15	45,299,661	44,084,618	-2.68
CANADA	26,758	108,857	306.82	310,451	396,437	27.70
MEXICO	38,260	15,649	-59.10	72,981	28,768	-60.58
GUATEMALA	2,808	383	-86.36	35,372	4,223	-88.06
HONDURAS	0	18,908	-	0	34,353	-
NICARAGUA	1,057	749	-29.14	11,005	7,228	-34.32
PANAMA	1,164	7,744	565.29	21,717	72,549	234.07
CHILE	17,086	4,892	-71.37	115,555	36,842	-68.12
VENEZUELA	88	6,219	6,967.05	171	89,673	52,340.35
ARGENTINA	528,658	422,996	-19.99	2,427,313	2,463,993	1.51
BRAZIL	592,740	883,337	49.03	6,072,468	10,090,340	66.17
COLOMBIA	141,757	49,881	-64.81	1,200,447	82,168	-93.16
PERU	1,112	23,287	1,994.15	15,589	45,044	188.95
GUYANA	242	0	-100.00	3,408	0	-100.00
TRINIDAD AND TOBAGO	2,799	330	-88.21	19,371	4,675	-75.87
JAMAICA	0	176	-	0	1,180	-
PUERTO RICO	8,033	15,811	96.83	80,180	161,532	101.46
DOMINICAN REPUBLIC	4,380	9,683	121.07	40,901	53,070	29.75
EL SALVADOR	3,102	852	-72.53	23,233	6,106	-73.72
COSTA RICA	474	6,246	1,217.72	5,126	57,210	1,016.07
HAITI	0	50	-	0	1,236	-
BARBADOS	2,504	616	-75.40	16,735	9,547	-42.95
ANTIGUA AND BARBUDA	211	0	-100.00	2,232	0	-100.00
ARUBA	1,003	176	-82.45	13,697	4,326	-68.42
BERMUDA	304	69	-77.30	1,917	860	-55.14
CAYMAN ISLANDS	0	48	-	0	826	-
DOMINICA	82	352	329.27	1,991	6,236	213.21
FRENCH POLYNESIA	50	104	108.00	1,203	1,354	12.55
GRENADA	0	235	-	0	2,362	-
NETHERLANDS ANTILLES	173	302	74.57	834	2,107	152.64
SAINT KITTS AND NEVIS	137	0	-100.00	1,142	0	-100.00
UNITED KINGDOM	2,239,344	1,214,255	-45.78	20,639,852	15,309,960	-25.82
NETHERLANDS	588,758	623,712	5.94	2,356,523	2,613,126	10.89

TABEL 5. PERKEMBANGAN EKSPOR INDONESIA MENURUT KOMODITI DAN NEGARA TUJUAN

JENIS BARANG	BERAT BERSIH (KG)		PERUB	NILAI FOB (US \$)		PERUB
	JAN-APR 2006	JAN-APR 2007	%	JAN-APR 2006	JAN-APR 2007	%
(1)	(2)	(3)	(4)	(5)	(6)	(7)
FRANCE	15,496	22,418	44.67	109,046	156,606	43.61
GERMANY, FED. REP. OF	1,152,952	944,490	-18.08	4,655,497	4,575,866	-1.71
AUSTRIA	10,520	800	-92.40	39,935	9,039	-77.37
BELGIUM	22,213	94,943	327.42	204,578	635,385	210.58
SWITZERLAND	41	1,228	2,895.12	640	11,540	1,703.13
DENMARK	119,826	130,694	9.07	548,086	640,680	16.89
NORWAY	195,583	204,382	4.50	871,002	990,731	13.75
SWEDEN	259,895	490,673	88.80	1,208,015	2,680,242	121.87
FINLAND	159,707	261,785	63.92	710,196	1,594,288	124.49
IRELAND	17	0	-100.00	306	0	-100.00
ITALY	606,295	510,145	-15.86	2,120,732	2,180,234	2.81
SPAIN	120,782	79,233	-34.40	878,045	678,879	-22.68
PORTUGAL	0	30,297	-	0	99,774	-
GREECE	84,944	132,629	56.14	436,731	621,985	42.42
HUNGARY	141,127	198,405	40.59	726,153	943,518	29.93
POLAND	90,653	139,439	53.82	375,816	482,779	28.46
LITHUANIA	0	10,010	-	0	50,000	-
SLOVAKIA	6,255	22,878	265.76	15,176	61,229	303.46
RUSSIA FEDERATION	22,974	35,305	53.67	140,147	335,307	139.25
<b>-UBI KAYU OLAHAN</b>	<b>13,325,720</b>	<b>41,430,510</b>	<b>210.91</b>	<b>1,440,579</b>	<b>4,595,475</b>	<b>219.00</b>
JAPAN	29,897	130,000	334.83	20,849	86,598	315.36
HONG KONG	1,852	17,513	845.63	8,500	5,053	-40.55
KOREA, REPUBLIC OF	0	6,050,000	-	0	719,950	-
TAIWAN	3,279	13,659	316.56	1,025	3,439	235.51
CHINA	12,500,948	35,088,839	180.69	1,263,414	3,670,760	190.54
SINGAPORE	0	6,205	-	0	5,058	-
MALAYSIA	756,970	102,415	-86.47	91,089	49,948	-45.17
AUSTRALIA	624	445	-28.69	1,172	655	-44.11
UNITED KINGDOM	32,150	18,934	-41.11	54,530	48,024	-11.93
NETHERLANDS	0	2,500	-	0	5,990	-
<b>-INDUSTRI LAINNYA</b>	<b>737,175,290</b>	<b>1,485,108,056</b>	<b>101.46</b>	<b>1,048,804,872</b>	<b>1,389,333,620</b>	<b>32.47</b>
JAPAN	47,047,657	47,532,875	1.03	125,877,830	171,211,681	36.01
HONG KONG	5,530,552	4,789,503	-13.40	12,346,446	14,524,455	17.64
KOREA, DEMOCRATIC PEOPLE'S REPL	1,673	0	-100.00	7,157	0	-100.00
KOREA, REPUBLIC OF	15,728,103	33,757,850	114.63	22,305,337	47,106,813	111.19
TAIWAN	19,068,767	22,568,548	18.35	17,524,778	21,396,792	22.09
CHINA	266,171,000	971,444,770	264.97	39,274,681	73,152,897	86.26
MONGOLIA	122,861	48,167	-60.80	215,308	84,540	-60.74
MACAU	2,542	247,075	9,619.71	10,317	210,832	1,943.54
PAPUA NEW GUINEA	1,668,228	1,646,666	-1.29	3,467,667	1,502,217	-56.68
THAILAND	26,677,471	24,809,486	-7.00	80,595,231	89,702,271	11.30
SINGAPORE	109,259,880	88,640,196	-18.87	223,182,302	259,094,379	16.09
PHILIPPINES	9,389,798	10,418,120	10.95	21,854,897	27,083,499	23.92
MALAYSIA	39,451,622	48,822,083	23.75	77,708,770	88,395,513	13.75
MYANMAR (FORM. BURMA)	1,426,112	1,110,953	-22.10	738,745	737,785	-0.13
CAMBODIA	362,526	280,003	-22.76	651,859	645,021	-1.05
BRUNEI DARUSSALAM	297,316	161,129	-45.81	295,246	446,512	51.23
LAO PEOPLE'S DEMOCRATIC REPUBLI	42,249	432,354	923.35	901,095	1,726,196	91.57
NEPAL	60,931	143,004	134.70	69,948	261,468	273.80
VIET NAM	13,803,994	9,878,667	-28.44	23,991,145	22,849,824	-4.76
MALDIVES	1,256,192	752,992	-40.06	579,341	495,776	-14.42
INDIA	18,597,028	20,637,725	10.97	25,670,981	38,131,963	48.54
PAKISTAN	3,011,474	5,164,437	71.49	2,593,828	4,129,503	59.20
BANGLADESH	2,090,802	3,336,867	59.60	3,039,489	10,104,679	232.45
SRI LANKA	6,233,260	2,648,294	-57.51	6,404,817	5,939,801	-7.26
AFGHANISTAN	2,980	18,546	522.35	2,275	141,736	6,130.15
IRAQ	3,017,661	1,070	-99.96	7,687,658	2,481	-99.97
IRAN (ISLAMIC REPUBLIC OF)	1,798,558	1,420,236	-21.03	1,309,135	1,136,828	-13.16
SAUDI ARABIA	13,053,636	8,692,777	-33.41	10,219,628	11,549,075	13.01
KUWAIT	543,701	2,337,172	329.86	589,541	1,008,176	71.01
JORDAN	146,860	86,398	-41.17	652,851	543,940	-16.68
LEBANON	157,659	172,862	9.64	175,216	404,229	130.70
YEMEN	56,243	97,808	73.90	305,521	256,281	-16.12
OMAN	207,679	545,865	162.84	306,591	4,767,213	1,454.91
SYRIA ARAB REPUBLIC	145,647	46,009	-68.41	189,263	257,115	35.85
TURKEY	948,710	1,832,238	93.13	1,856,192	2,599,479	40.04
UNITED ARAB EMIRATES	5,307,108	12,693,824	139.19	12,843,894	21,445,497	66.97
QATAR	2,391,612	1,237,906	-48.24	549,983	1,133,245	106.05
BAHRAIN	2,605,005	3,317,182	27.34	1,051,469	696,688	-33.74
CYPRUS	54,308	67,859	24.95	55,650	62,291	11.93
EGYPT	554,494	1,371,381	147.32	1,244,000	1,169,384	-6.00
LIBYAN ARAB JAMAHIRIYA	676,138	115,934	-82.85	824,954	635,102	-23.01
MOROCCO	325,693	21,846	-93.29	75,449	172,857	129.10
TUNISIA	14,223	18,987	33.50	103,246	78,360	-24.10
ALGERIA	1,425,747	2,942,488	106.38	3,332,132	7,685,024	130.63
SUDAN	662,739	147,988	-77.67	1,462,351	173,587	-88.13

TABEL 5. PERKEMBANGAN EKSPOR INDONESIA MENURUT KOMODITI DAN NEGARA TUJUAN

JENIS BARANG	BERAT BERSIH (KG)		PERUB	NILAI FOB (US \$)		PERUB
	JAN-APR 2006	JAN-APR 2007	%	JAN-APR 2006	JAN-APR 2007	%
(1)	(2)	(3)	(4)	(5)	(6)	(7)
ERITREA	0	157	-	0	2,160	-
LESOTHO	0	47,800	-	0	2,820	-
NAMIBIA	65,463	104,867	60.19	17,518	40,380	130.51
ETHIOPIA	319	16,976	5,221.63	2,451	2,492	1.67
TANZANIA, UNITED REPUBLIC OF	254,956	231,952	-9.02	383,911	513,347	33.72
MADAGASCAR	7,032	94,082	1,237.91	6,735	19,345	187.23
SOMALIA	0	320	-	0	1,577	-
KENYA	840,888	1,681,083	99.92	831,584	1,025,301	23.29
REUNION	487,802	295,429	-39.44	360,867	361,236	0.10
MOZAMBIQUE	1,171	55,935	4,676.69	10,469	78,035	645.39
BOTSWANA	18,000	0	-100.00	24,000	0	-100.00
EQUATORIAL GUINEA	34,982	14,897	-57.42	90,907	37,168	-59.11
TOGO	247,040	94,265	-61.84	321,800	202,504	-37.07
GHANA	983,344	1,802,416	83.29	1,524,477	2,630,271	72.54
LIBERIA	21,343	11,151	-47.75	20,000	29,223	46.12
GUINEA	819,936	434,085	-47.06	1,065,922	644,480	-39.54
ANGOLA	635,566	89,882	-85.86	637,710	63,989	-89.97
CONGO	50,290	88,545	76.07	52,178	47,422	-9.11
CAMEROON	70,835	78,750	11.17	153,243	186,853	21.93
NIGERIA	1,788,499	2,826,526	58.04	2,839,881	4,936,441	73.83
SIERRA LEONE	39,553	46,218	16.85	60,183	113,660	88.86
GABON	212,442	133,520	-37.15	217,166	491,360	126.26
COTE D'IVOIRE	399,957	55,942	-86.01	1,651,222	215,473	-86.95
SENEGAL	25,334	9,162	-63.84	39,800	9,213	-76.85
MALI	156,044	0	-100.00	138,750	0	-100.00
BENIN	220,491	340,351	54.36	354,584	449,652	26.81
BURKINA FASO	8,772	5,770	-34.22	36,053	23,808	-33.96
GAMBIA	1,316	14,812	1,025.53	1,823	55,363	2,936.92
U.S. VIRGIN ISLANDS	390	255	-34.62	4,790	3,936	-17.83
SEYCHELLES	463,459	49,963	-89.22	198,144	63,834	-67.78
UGANDA	31,367	2,540	-91.90	136,912	16,491	-87.96
NIGER	865	11,413	1,219.42	1,370	41,844	2,954.31
DJIBOUTI	71,913	60,867	-15.36	42,170	32,586	-22.73
SWAZILAND	36,624	39,308	7.33	168,169	215,244	27.99
SOUTH AFRICA	4,626,458	5,499,256	18.87	7,967,825	4,074,487	-48.86
ZIMBABWE	0	760	-	0	6,750	-
MALAWI	0	95,356	-	0	86,774	-
MAURITIUS	659,040	58,958	-91.05	3,218,175	76,181	-97.63
VIRGIN ISLANDS (BRITISH)	0	8,545	-	0	35,391	-
AUSTRALIA	28,028,274	18,174,701	-35.16	44,640,416	46,745,418	4.72
NEW ZEALAND	2,969,661	2,059,655	-30.64	3,822,561	4,626,553	21.03
MICRONESIA, FEDERATED STATES OF	4,809	8,731	81.56	4,142	7,228	74.51
GUAM	30,091	7,135	-76.29	21,828	11,369	-47.92
PALAU	138	116	-15.94	1,103	750	-32.00
NEW CALEDONIA	3,591,279	185,695	-94.83	827,267	403,720	-51.20
NORTHERN MARIANA ISLANDS	10,935	9,977	-8.76	28,763	2,856	-90.07
SAINT VINCENT AND THE GRENADINES	0	6,887	-	0	17,692	-
VANUATU	65,021	115,860	78.19	33,494	87,583	161.49
WALLIS AND FUTUNA ISLANDS	332	0	-100.00	422	0	-100.00
AMERICAN SAMOA	700	10,079	1,339.86	500	124,938	24,887.60
COOK ISLANDS	1,072	78,333	7,207.18	2,923	59,688	1,942.01
FIJI	328,319	410,208	24.94	247,760	280,029	13.02
KIRIBATI	0	40,489	-	0	42,370	-
MARSHALL ISLANDS	18,523	30,806	66.31	34,411	14,404	-58.14
SAMOA	27,225	25,994	-4.52	9,147	22,727	148.46
SOLOMON ISLANDS	64,199	152,375	137.35	276,661	469,248	69.61
TONGA	99,247	12,585	-87.32	109,252	21,432	-80.38
TUVALU	0	453	-	0	382	-
CHRISTMAS ISLANDS	245	0	-100.00	942	0	-100.00
EAST TIMOR	408,191	5,323	-98.70	488,681	26,975	-94.48
UNITED STATES	25,163,256	32,900,846	30.75	113,750,910	126,340,988	11.07
CANADA	4,099,945	6,374,362	55.47	7,793,054	21,429,131	174.98
MEXICO	890,296	1,116,916	25.45	3,839,094	5,883,751	53.26
GUATEMALA	13,970	68	-99.51	90,040	66	-99.93
HONDURAS	0	21,562	-	0	4,646	-
NICARAGUA	937	0	-100.00	3,597	0	-100.00
PANAMA	264,604	28,651	-89.17	1,112,784	259,864	-76.65
CUBA	0	3,070	-	0	21,896	-
SURINAME	5,466	23,070	322.06	21,015	114,487	444.79
CHILE	96,401	345,354	258.25	400,592	1,849,110	361.59
VENEZUELA	950,432	5,665,383	496.09	233,189	1,203,034	415.91
ARGENTINA	242,663	704,116	190.16	1,693,189	5,901,927	248.57
BRAZIL	1,213,288	353,594	-70.86	3,146,547	2,600,722	-17.35
COLOMBIA	92,004	249,700	171.40	111,105	818,786	636.95
BOLIVIA	0	9,590	-	0	30,495	-
URUGUAY	99,568	8,564	-91.40	78,060	28,374	-63.65
PARAGUAY	3,198	14,206	344.22	12,636	47,758	277.95
ECUADOR	293,051	341,187	16.43	465,702	847,862	82.06

TABEL 5. PERKEMBANGAN EKSPOR INDONESIA MENURUT KOMODITI DAN NEGARA TUJUAN

JENIS BARANG	BERAT BERSIH (KG)		PERUB	NILAI FOB (US \$)		PERUB
	JAN-APR 2006	JAN-APR 2007	%	JAN-APR 2006	JAN-APR 2007	%
(1)	(2)	(3)	(4)	(5)	(6)	(7)
PERU	125,302	130,755	4.35	450,554	887,050	96.88
GUYANA	0	110,545	-	0	276,429	-
TRINIDAD AND TOBAGO	12,022	52,210	334.29	57,705	210,077	264.05
BAHAMAS	0	532	-	0	3,231	-
JAMAICA	5,127	5,460	6.50	11,936	3,319	-72.19
PUERTO RICO	5,390	151,902	2,718.22	23,503	87,148	270.80
BELIZE	17,290	0	-100.00	24,602	0	-100.00
DOMINICAN REPUBLIC	192,910	154,920	-19.69	192,001	287,038	49.50
EL SALVADOR	48,877	80,546	64.79	246,125	426,370	73.23
COSTA RICA	186,974	209,046	11.80	222,474	647,564	191.07
HAITI	73,482	68,220	-7.16	145,772	92,640	-36.45
BARBADOS	22,264	32,494	45.95	16,139	17,628	9.23
ANTIGUA AND BARBUDA	12,498	533	-95.74	6,060	2,780	-54.13
ANGUILLA	0	171	-	0	715	-
ARUBA	18,980	343	-98.19	22,750	612	-97.31
BERMUDA	1	137	13,600.00	23	2,166	9,317.39
CAPE VERDE	9,204	14,440	56.89	33,826	15,200	-55.06
CAYMAN ISLANDS	82,240	39,900	-51.48	20,983	15,996	-23.77
DOMINICA	0	10,500	-	0	40,275	-
FALKLAND ISLANDS (MALVINAS)	126	232	84.13	472	303	-35.81
FRENCH GUIANA	622	818	31.51	2,028	1,745	-13.95
FRENCH POLYNESIA	364,771	131,020	-64.08	250,468	178,146	-28.87
GREENLAND	0	3,699	-	0	32,238	-
GRENADA	227	20,894	9,104.41	2,344	36,113	1,440.66
MARTINIQUE	3,580	24,179	575.39	17,091	17,055	-0.21
NETHERLANDS ANTILLES	5,455	80,822	1,381.61	22,114	94,862	328.97
SAINT LUCIA	237	0	-100.00	302	0	-100.00
TURKS AND CAICOS ISLANDS	37,033	97,930	164.44	11,162	2,569	-76.98
GUADELOUPE	22,741	29,619	30.24	60,545	28,460	-52.99
SAINT KITTS AND NEVIS	0	273	-	0	5,700	-
UNITED KINGDOM	2,041,912	3,855,471	88.82	9,532,029	19,032,643	99.67
NETHERLANDS	2,833,288	11,471,837	304.89	8,609,245	56,977,659	561.82
FRANCE	3,894,004	5,367,957	37.85	10,902,106	10,765,286	-1.25
GERMANY, FED. REP. OF	3,111,934	6,816,585	119.05	21,009,384	32,847,866	56.35
AUSTRIA	332,249	539,384	62.34	1,584,206	3,616,408	128.28
BELGIUM	3,359,475	4,261,891	26.86	12,907,326	16,446,109	27.42
SWITZERLAND	133,254	188,883	41.75	803,107	887,498	10.51
LUXEMBOURG	110,627	8	-99.99	55,532	3,779	-93.19
GIBRALTAR	18	0	-100.00	643	0	-100.00
MONACO	347	22,701	6,442.07	7,105	207,378	2,818.76
DENMARK	1,115,707	912,380	-18.22	4,923,287	4,307,359	-12.51
NORWAY	6,082,494	15,601,004	156.49	2,374,435	3,147,064	32.54
SWEDEN	616,163	569,490	-7.57	2,918,758	3,140,861	7.61
FINLAND	379,521	3,276,508	763.33	2,862,015	26,736,798	834.19
IRELAND	32,933	37,350	13.41	199,286	299,140	50.11
ITALY	4,094,387	4,420,407	7.96	15,028,651	19,078,279	26.95
SPAIN	1,234,258	1,492,712	20.94	3,444,706	3,352,650	-2.67
PORTUGAL	52,565	135,827	158.40	205,615	438,655	113.34
ICELAND	2,977	201,184	6,657.94	8,741	80,640	822.55
GREECE	1,073,475	875,855	-18.41	3,579,076	2,256,262	-36.96
VATICAN CITY STATE (HOLY SEE)	0	4,385	-	0	3,750	-
DEMOCRATIC REPUBLIC OF THE CONG	50,509	99,419	96.83	39,451	99,827	153.04
HUNGARY	78,791	148,803	88.86	119,149	589,150	394.46
POLAND	445,527	878,148	97.10	2,944,366	3,676,460	24.86
ROMANIA	24,100	116,410	383.03	87,820	547,624	523.58
BULGARIA	53,924	11,922	-77.89	51,051	62,383	22.20
YUGOSLAVIA	5,205	1,623	-68.82	22,306	2,523	-88.69
ARMENIA	12,701	8,416	-33.74	9,843	41,615	322.79
AZERBAIJAN	0	45	-	0	5,143	-
KAZAKHSTAN	18	73,154	406,311.11	357	199,053	55,657.14
UKRAINE	139,374	364,327	161.40	368,185	301,707	-18.06
LITHUANIA	34,442	2,755	-92.00	209,871	52,395	-75.03
LATVIA	13,659	50,022	266.22	261,948	394,718	50.69
ESTONIA	186,579	394,423	111.40	46,597	143,939	208.90
GEORGIA	235	25,440	10,725.53	882	13,693	1,452.49
CROATIA	10,527	426,730	3,953.67	57,784	218,021	277.30
MALTA	752	70,406	9,262.50	6,367	193,370	2,937.07
SLOVAKIA	53,046	22,531	-57.53	455,378	1,058,020	132.34
SLOVENIA	63,082	68,494	8.58	89,962	104,740	16.43
CZECH REPUBLIC	30,657	31,100	1.45	186,488	201,878	8.25
REP. OF MACEDONIA	6,307	0	-100.00	19,773	0	-100.00
RUSSIA FEDERATION	459,644	454,034	-1.22	1,004,272	2,349,493	133.95
<b>BIJI TEMBAGA</b>	<b>592,611,300</b>	<b>713,683,302</b>	<b>20.43</b>	<b>1,005,214,130</b>	<b>1,757,781,239</b>	<b>74.87</b>
JAPAN	231,325,355	207,559,795	-10.27	355,374,662	491,441,575	38.29
KOREA, REPUBLIC OF	41,595,950	105,596,888	153.86	67,650,118	241,237,122	256.60
CHINA	24,989,836	13,523,201	-45.89	40,109,823	36,810,016	-8.23
SINGAPORE	20,000	0	-100.00	4,000	0	-100.00



TABEL 5. PERKEMBANGAN EKSPOR INDONESIA MENURUT KOMODITI DAN NEGARA TUJUAN

JENIS BARANG	BERAT BERSIH (KG)		PERUB %	NILAI FOB (US \$)		PERUB %
	JAN-APR 2006	JAN-APR 2007		JAN-APR 2006	JAN-APR 2007	
(1)	(2)	(3)	(4)	(5)	(6)	(7)
PHILIPPINES	56,699,858	83,005,125	46.39	105,892,918	193,054,774	82.31
INDIA	56,080,054	104,707,576	86.71	83,721,565	292,640,387	249.54
GERMANY, FED. REP. OF	0	23,101,200	-	0	36,381,195	-
SWITZERLAND	0	12,175,559	-	0	27,408,766	-
SPAIN	181,900,247	164,013,958	-9.83	352,461,044	438,807,404	24.50
<b>BIJI NIKEL</b>	<b>1,076,489,700</b>	<b>3,228,657,605</b>	<b>199.92</b>	<b>41,784,500</b>	<b>208,261,409</b>	<b>398.42</b>
JAPAN	789,590,000	796,508,005	0.88	32,272,522	77,392,376	139.81
CHINA	0	1,852,963,600	-	0	85,592,534	-
CAMEROON	0	38,150,000	-	0	1,669,062	-
AUSTRALIA	99,492,000	102,340,000	2.86	2,091,000	9,216,637	340.78
CANADA	700	0	-100.00	300	0	-100.00
CURACAO	0	35,826,000	-	0	1,522,605	-
UNITED KINGDOM	0	50,500,000	-	0	5,128,310	-
GREECE	47,591,000	94,870,000	99.34	2,131,545	8,791,141	312.43
UKRAINE	139,816,000	257,500,000	84.17	5,289,133	18,948,744	258.26
<b>BAUKSIT</b>	<b>1,813,061,012</b>	<b>2,799,754,324</b>	<b>54.42</b>	<b>14,411,125</b>	<b>26,745,497</b>	<b>85.59</b>
JAPAN	240,459,000	114,909,000	-52.21	2,577,906	1,465,493	-43.15
KOREA, REPUBLIC OF	0	124,324	-	0	7,460	-
TAIWAN	23,300,000	0	-100.00	81,550	0	-100.00
CHINA	1,549,302,012	2,681,221,000	73.06	11,751,669	25,244,544	114.82
THAILAND	0	3,500,000	-	0	28,000	-
<b>BIJI TIMAH/TIN</b>	<b>162,154</b>	<b>192,745</b>	<b>18.87</b>	<b>66,839</b>	<b>27,935</b>	<b>-58.21</b>
CHINA	21,200	100,000	371.70	9,200	27,000	193.48
THAILAND	12	0	-100.00	6	0	-100.00
MALAYSIA	121,442	92,720	-23.65	1,593	927	-41.81
GERMANY, FED. REP. OF	0	25	-	0	8	-
BELGIUM	16,000	0	-100.00	2,400	0	-100.00
SWEDEN	3,500	0	-100.00	53,640	0	-100.00
<b>BATU BARA</b>	<b>51,027,806,828</b>	<b>64,175,232,418</b>	<b>25.77</b>	<b>1,710,217,833</b>	<b>2,121,862,868</b>	<b>24.07</b>
JAPAN	9,720,156,475	11,027,803,130	13.45	398,226,735	399,805,945	0.40
HONG KONG	3,240,682,849	3,815,873,358	17.75	101,079,938	115,794,362	14.56
KOREA, DEMOCRATIC PEOPLE'S REPL	62,001,000	0	-100.00	1,984,032	0	-100.00
KOREA, REPUBLIC OF	6,644,850,375	8,590,629,017	29.28	199,767,255	282,630,086	41.48
TAIWAN	7,339,569,684	7,923,179,610	7.95	260,612,379	272,992,011	4.75
CHINA	1,384,950,741	5,889,835,065	325.27	40,468,564	188,697,385	366.28
PAPUA NEW GUINEA	47,000,000	22,346	-99.95	822,500	35,003	-95.74
THAILAND	2,021,536,664	2,774,294,526	37.24	60,733,417	79,079,794	30.21
SINGAPORE	53,501,040	18,522,079	-65.38	1,787,557	468,520	-73.79
PHILIPPINES	1,167,269,541	1,707,532,401	46.28	42,626,586	58,462,084	37.15
MALAYSIA	2,837,280,886	2,840,553,761	0.12	82,123,601	85,638,706	4.28
CAMBODIA	0	7,000,000	-	0	280,000	-
VIET NAM	151,002,000	180,473,242	19.52	5,922,454	4,976,354	-15.97
INDIA	7,371,501,936	9,595,712,034	30.17	205,796,580	292,308,870	42.04
PAKISTAN	250,995,952	455,721,201	81.57	8,618,716	18,513,014	114.80
SRI LANKA	35,902,238	30,000,000	-16.44	1,024,351	1,353,000	32.08
SYRIA ARAB REPUBLIC	0	69,715,000	-	0	1,812,590	-
MOROCCO	62,242,000	0	-100.00	2,396,317	0	-100.00
GHANA	1	0	-100.00	1	0	-100.00
SIERRA LEONE	0	137,981,000	-	0	3,809,368	-
SOUTH AFRICA	0	500,000	-	0	225,000	-
AUSTRALIA	0	3,000	-	0	375	-
NEW ZEALAND	352,848,800	259,186,000	-26.54	8,808,462	6,012,969	-31.74
MARSHALL ISLANDS	50,446,000	0	-100.00	1,412,488	0	-100.00
UNITED STATES	677,391,000	1,589,149,828	134.60	18,723,127	45,181,954	141.32
CANADA	58,948,000	0	-100.00	1,711,260	0	-100.00
CHILE	405,618,677	610,140,923	50.42	13,142,448	20,249,478	54.08
UNITED KINGDOM	563,740,000	538,925,473	-4.40	15,042,011	14,558,306	-3.22
NETHERLANDS	1,179,363,000	454,176,592	-61.49	47,539,258	18,084,248	-61.96
FRANCE	201,918,000	72,045,000	-64.32	8,780,719	2,698,805	-69.26
BELGIUM	0	147,395,000	-	0	5,011,430	-
SWITZERLAND	560,800,763	968,483,793	72.70	18,732,862	32,846,096	75.34
IRELAND	168,971,000	464,354,005	174.81	9,649,933	16,188,625	67.76
ITALY	2,577,241,000	2,092,259,000	-18.82	94,315,195	89,637,761	-4.96
SPAIN	1,162,868,206	1,400,362,751	20.42	34,509,313	44,252,380	28.23
PORTUGAL	150,315,000	69,453,283	-53.79	8,174,129	2,401,000	-70.63
GREECE	105,901,000	55,503,000	-47.59	3,976,687	1,642,888	-58.69
CROATIA	203,362,000	130,903,000	-35.63	7,247,523	5,748,395	-20.68
SLOVENIA	217,631,000	257,544,000	18.34	4,461,435	10,466,066	134.59
<b>GRANIT</b>	<b>1,995,240,512</b>	<b>1,003,404,970</b>	<b>-49.71</b>	<b>7,079,785</b>	<b>4,283,634</b>	<b>-39.49</b>
JAPAN	0	610	-	0	432	-
TAIWAN	0	63,180	-	0	5,528	-
CHINA	0	31,225	-	0	4,163	-
THAILAND	0	28,378	-	0	7,850	-

TABEL 5. PERKEMBANGAN EKSPOR INDONESIA MENURUT KOMODITI DAN NEGARA TUJUAN

JENIS BARANG	BERAT BERSIH (KG)		PERUB	NILAI FOB (US \$)		PERUB
	JAN-APR 2006	JAN-APR 2007	%	JAN-APR 2006	JAN-APR 2007	%
(1)	(2)	(3)	(4)	(5)	(6)	(7)
SINGAPORE	1,988,130,598	1,003,244,405	-49.54	6,578,510	4,255,337	-35.31
MALAYSIA	7,085,000	19,500	-99.72	51,224	1,290	-97.48
CYPRUS	0	65	-	0	29	-
AUSTRALIA	0	2,323	-	0	372	-
UNITED STATES	0	15,000	-	0	8,200	-
COSTA RICA	0	284	-	0	433	-
NETHERLANDS	24,914	0	-100.00	450,051	0	-100.00
<b>PASIR ALAM</b>	<b>1,197,369,352</b>	<b>401,111,624</b>	<b>-66.50</b>	<b>8,526,899</b>	<b>4,679,006</b>	<b>-45.13</b>
JAPAN	252	223	-11.51	63	701	1,012.70
HONG KONG	69,150	282,000	307.81	9,933	112,800	1,035.61
KOREA, REPUBLIC OF	0	20,000	-	0	16,000	-
TAIWAN	10,000	0	-100.00	3,800	0	-100.00
CHINA	24,441,421	9,091,251	-62.80	6,237,849	3,787,203	-39.29
THAILAND	20,812	3,000,000	14,314.76	4,456	30,000	573.25
SINGAPORE	1,163,061,705	388,718,000	-66.58	2,227,236	732,282	-67.12
PHILIPPINES	40,000	0	-100.00	2,600	0	-100.00
INDIA	20,000	0	-100.00	1,795	0	-100.00
SRI LANKA	9,659,904	0	-100.00	38,639	0	-100.00
AUSTRALIA	48	150	212.50	48	20	-58.33
UNITED STATES	60	0	-100.00	20	0	-100.00
SWITZERLAND	46,000	0	-100.00	460	0	-100.00
<b>HASIL TAMBANG LAIN</b>	<b>1,877,801,859</b>	<b>2,144,617,099</b>	<b>14.21</b>	<b>35,183,566</b>	<b>64,093,177</b>	<b>82.17</b>
JAPAN	9,998,677	5,588,404	-44.11	637,381	660,421	3.61
HONG KONG	15,822,437	655,345	-95.86	403,838	236,280	-41.49
KOREA, REPUBLIC OF	4,861,850	4,168,780	-14.26	961,665	601,119	-37.49
TAIWAN	21,420,969	5,010,253	-76.61	924,359	563,773	-39.01
CHINA	612,140,407	1,508,133,828	146.37	20,510,187	45,992,465	124.24
MONGOLIA	0	21,000	-	0	3,992	-
PAPUA NEW GUINEA	170	0	-100.00	248	0	-100.00
THAILAND	13,513,753	1,838,351	-86.40	1,369,990	189,353	-86.18
SINGAPORE	1,170,329,660	498,504,356	-57.40	2,803,309	2,804,606	0.05
PHILIPPINES	3,646,135	1,438,210	-60.56	760,475	304,425	-59.97
MALAYSIA	4,827,301	11,180,178	131.60	404,936	5,418,498	1,238.11
MYANMAR (FORM. BURMA)	477,600	70,600	-85.22	59,584	4,350	-92.70
CAMBODIA	2,841,281	2,249,001	-20.85	300,635	138,462	-53.94
VIET NAM	4,205,738	2,454,182	-41.65	295,705	181,923	-38.48
MALDIVES	186	13,733	7,283.33	1,185	1,195	0.84
INDIA	371,995	55,127,549	14,719.43	50,554	3,841,582	7,498.97
PAKISTAN	0	125,000	-	0	7,090	-
BANGLADESH	8,890,627	4,503,045	-49.35	1,074,864	431,754	-59.83
SRI LANKA	242,817	89,220	-63.26	23,307	7,824	-66.43
IRAN (ISLAMIC REPUBLIC OF)	60,000	42	-99.93	7,350	1,080	-85.31
SAUDI ARABIA	972	11,445	1,077.47	1,300	3,038	133.69
KUWAIT	17,371	0	-100.00	1,900	0	-100.00
TURKEY	24	24,000	99,900.00	240	350	45.83
UNITED ARAB EMIRATES	84,000	38,508,810	45,743.82	12,520	618,867	4,843.03
BAHRAIN	0	576	-	0	1,980	-
CYPRUS	0	3,407	-	0	1,724	-
EGYPT	0	48,000	-	0	480	-
LESOTHO	0	20,000	-	0	1,180	-
TANZANIA, UNITED REPUBLIC OF	281,000	0	-100.00	53,056	0	-100.00
MADAGASCAR	0	26,250	-	0	814	-
KENYA	424,500	61,385	-85.54	84,285	14,208	-83.14
REUNION	0	181	-	0	169	-
ANGOLA	187,200	0	-100.00	22,464	0	-100.00
NIGERIA	246,796	160,000	-35.17	78,767	45,232	-42.57
SOUTH AFRICA	479,934	51,450	-89.28	88,861	8,400	-90.55
MAURITIUS	0	9,471	-	0	7,781	-
AUSTRALIA	678,363	2,875,657	323.91	252,829	287,318	13.64
NEW ZEALAND	77,249	21,258	-72.48	12,427	2,744	-77.92
GUAM	0	2,160	-	0	295	-
NEW CALEDONIA	0	2,719	-	0	2,126	-
COOK ISLANDS	0	153	-	0	147	-
FIJI	0	463,000	-	0	30,511	-
TONGA	12,911	0	-100.00	4,389	0	-100.00
UNITED STATES	837,996	520,157	-37.93	636,017	256,074	-59.74
CANADA	19,432	4,105	-78.88	16,004	10,253	-35.93
ARGENTINA	0	2	-	0	13	-
BRAZIL	36,253	5,631	-84.47	7,070	3,223	-54.41
COSTA RICA	0	10,382	-	0	10,739	-
FRENCH GUIANA	0	304	-	0	705	-
FRENCH POLYNESIA	0	2,767	-	0	4,548	-
MARTINIQUE	34	0	-100.00	159	0	-100.00
GUADELOUPE	0	3,846	-	0	1,002	-
UNITED KINGDOM	104,750	55,199	-47.30	36,238	54,897	51.49
NETHERLANDS	91,243	40,567	-55.54	150,177	41,730	-72.21

TABEL 5. PERKEMBANGAN EKSPOR INDONESIA MENURUT KOMODITI DAN NEGARA TUJUAN

JENIS BARANG	BERAT BERSIH (KG)		PERUB	NILAI FOB (US \$)		PERUB
	JAN-APR 2006	JAN-APR 2007	%	JAN-APR 2006	JAN-APR 2007	%
(1)	(2)	(3)	(4)	(5)	(6)	(7)
FRANCE	35,390	123,330	248.49	12,598	56,868	351.40
GERMANY, FED. REP. OF	1,579	92,522	5,759.53	3,798	55,552	1,362.66
AUSTRIA	0	23,926	-	0	18,894	-
BELGIUM	22,877	27,594	20.62	3,046,991	1,020,003	-66.52
SWITZERLAND	340,301	21,352	-93.73	30,641	5,990	-80.45
DENMARK	0	1,562	-	0	5	-
NORWAY	40,400	0	-100.00	2,020	0	-100.00
SWEDEN	0	11,495	-	0	3,152	-
FINLAND	0	728	-	0	1,026	-
IRELAND	0	6,270	-	0	5,095	-
ITALY	0	121,141	-	0	55,677	-
SPAIN	87,140	74,031	-15.04	19,733	61,618	212.26
PORTUGAL	0	1,418	-	0	1,457	-
ICELAND	41,729	0	-100.00	17,811	0	-100.00
GREECE	712	63	-91.15	1,646	189	-88.52
HUNGARY	0	3,130	-	0	5,055	-
SLOVENIA	0	4,578	-	0	1,856	-
CZECH REPUBLIC	100	0	-100.00	53	0	-100.00
<b>BARANG-BARANG SENI</b>	<b>879,732</b>	<b>1,179,876</b>	<b>34.12</b>	<b>2,310,693</b>	<b>3,182,004</b>	<b>37.71</b>
JAPAN	61,634	50,115	-18.69	305,932	198,512	-35.11
HONG KONG	4,873	8,568	75.83	50,796	19,701	-61.22
KOREA, REPUBLIC OF	23,548	3,925	-83.33	42,757	6,620	-84.52
TAIWAN	6,172	81,789	1,225.16	18,595	139,542	650.43
CHINA	1,011	630	-37.69	6,145	3,620	-41.09
PAPUA NEW GUINEA	0	69	-	0	39	-
THAILAND	1,732	1,098	-36.61	1,421	5,050	255.38
SINGAPORE	13,823	17,363	25.61	73,925	139,073	88.13
PHILIPPINES	84	3,141	3,639.29	677	9,367	1,283.60
MALAYSIA	69,031	18,982	-72.50	95,603	47,990	-49.80
CAMBODIA	0	39,499	-	0	78,750	-
BRUNEI DARUSSALAM	183	2,052	1,021.31	53	781	1,373.58
VIET NAM	25	123	392.00	253	91	-64.03
MALDIVES	516	1,860	260.47	4,405	22,099	401.68
INDIA	3,269	427	-86.94	5,140	490	-90.47
SRI LANKA	579	781	34.89	1,539	163	-89.41
IRAN (ISLAMIC REPUBLIC OF)	0	3,549	-	0	5,610	-
SAUDI ARABIA	3,059	5,544	81.24	9,467	4,816	-49.13
KUWAIT	20,000	150	-99.25	1,100	2,179	98.09
JORDAN	860	0	-100.00	547	0	-100.00
LEBANON	371	45	-87.87	1,529	11	-99.28
YEMEN	279	0	-100.00	418	0	-100.00
OMAN	0	347	-	0	161	-
TURKEY	39,389	62,826	59.50	52,746	86,147	63.32
UNITED ARAB EMIRATES	15,013	16,503	9.92	17,493	66,888	282.37
QATAR	91	0	-100.00	80	0	-100.00
BAHRAIN	0	543	-	0	2,581	-
CYPRUS	110	0	-100.00	9,560	0	-100.00
EGYPT	189	419	121.69	156	426	173.08
MOROCCO	0	366	-	0	5,418	-
TUNISIA	446	0	-100.00	958	0	-100.00
MADAGASCAR	0	86	-	0	189	-
KENYA	0	897	-	0	715	-
REUNION	3,912	4,834	23.57	7,538	3,364	-55.37
TOGO	0	16	-	0	15	-
COTE D'IVOIRE	0	112	-	0	117	-
SENEGAL	0	18,761	-	0	16,560	-
SOUTH AFRICA	434	11,051	2,446.31	515	19,461	3,678.83
MAURITIUS	0	332	-	0	1,620	-
VIRGIN ISLANDS (BRITISH)	4	0	-100.00	40	0	-100.00
AUSTRALIA	70,842	93,620	32.15	120,170	215,292	79.16
NEW ZEALAND	1,749	6,764	286.74	4,288	10,855	153.15
GUAM	813	570	-29.89	1,150	2,291	99.22
NEW CALEDONIA	3,065	4,249	38.63	6,077	11,715	92.78
NORTHERN MARIANA ISLANDS	0	33	-	0	251	-
VANUATU	330	187	-43.33	621	102	-83.57
COOK ISLANDS	4,447	235	-94.72	11,247	742	-93.40
FIJI	11,873	406	-96.58	20,741	538	-97.41
UNITED STATES	73,105	76,919	5.22	340,948	304,330	-10.74
CANADA	4,909	6,667	35.81	10,952	22,583	106.20
MEXICO	3,428	219	-93.61	6,742	841	-87.53
PANAMA	690	263	-61.88	450	281	-37.56
SURINAME	0	11,150	-	0	12,144	-
CHILE	109	4,237	3,787.16	190	3,244	1,607.37
ARGENTINA	0	8	-	0	6	-
BRAZIL	1,499	742	-50.50	2,274	72,543	3,090.11
COLOMBIA	0	213	-	0	220	-
URUGUAY	0	674	-	0	821	-

TABEL 5. PERKEMBANGAN EKSPOR INDONESIA MENURUT KOMODITI DAN NEGARA TUJUAN

JENIS BARANG	BERAT BERSIH (KG)		PERUB	NILAI FOB (US \$)		PERUB
	JAN-APR 2006	JAN-APR 2007	%	JAN-APR 2006	JAN-APR 2007	%
(1)	(2)	(3)	(4)	(5)	(6)	(7)
BAHAMAS	0	516	-	0	879	-
JAMAICA	0	721	-	0	165	-
PUERTO RICO	495	2,908	487.47	389	4,840	1,144.22
DOMINICAN REPUBLIC	276	1,557	464.13	415	4,601	1,008.67
EL SALVADOR	235	0	-100.00	482	0	-100.00
COSTA RICA	1,093	286	-73.83	565	349	-38.23
HAITI	106	0	-100.00	72	0	-100.00
ANTIGUA AND BARBUDA	513	0	-100.00	242	0	-100.00
CAYMAN ISLANDS	22	0	-100.00	894	0	-100.00
FRENCH POLYNESIA	6,151	10,117	64.48	5,267	15,012	185.02
MARTINIQUE	707	831	17.54	1,197	800	-33.17
NETHERLANDS ANTILLES	932	1,412	51.50	6,447	6,582	2.09
GUADELOUPE	382	298	-21.99	1,036	696	-32.82
UNITED KINGDOM	20,597	15,135	-26.52	63,565	37,026	-41.75
NETHERLANDS	34,300	33,286	-2.96	109,323	74,712	-31.66
FRANCE	78,650	128,819	63.79	265,482	802,684	202.35
GERMANY, FED. REP. OF	59,873	133,968	123.75	136,007	136,537	0.39
AUSTRIA	571	1,200	110.16	1,934	3,174	64.12
BELGIUM	35,656	35,066	-1.65	78,012	77,635	-0.48
SWITZERLAND	375	5,120	1,265.33	3,271	13,529	313.60
LUXEMBOURG	0	100	-	0	466	-
DENMARK	1,526	8,871	481.32	10,273	31,017	201.93
NORWAY	67	844	1,159.70	125	2,379	1,803.20
SWEDEN	20,057	1,950	-90.28	26,009	4,530	-82.58
FINLAND	109	60	-44.95	213	144	-32.39
IRELAND	1,706	1,014	-40.56	1,613	2,470	53.13
ITALY	81,525	112,173	37.59	166,610	208,173	24.95
SPAIN	74,264	107,604	44.89	166,728	174,186	4.47
PORTUGAL	74	474	540.54	768	1,495	94.66
GREECE	3,061	3,829	25.09	4,119	15,608	278.93
HUNGARY	5,189	211	-95.93	11,896	501	-95.79
POLAND	597	823	37.86	3,507	5,315	51.55
ROMANIA	691	2,099	203.76	515	1,443	180.19
BULGARIA	390	650	66.67	4,534	766	-83.11
YUGOSLAVIA	0	13	-	0	16	-
KAZAKHSTAN	336	0	-100.00	500	0	-100.00
UKRAINE	132	170	28.79	300	160	-46.67
CROATIA	181	2,286	1,162.98	127	3,605	2,738.58
MALTA	0	242	-	0	555	-
SLOVAKIA	364	0	-100.00	290	0	-100.00
SLOVENIA	325	182	-44.00	104	894	759.62
CZECH REPUBLIC	23	78	239.13	10	221	2,110.00
RUSSIA FEDERATION	685	1,004	46.57	2,614	1,874	-28.31
<b>BARANG KIRIMAN, POS DAN YANG DIK</b>	<b>0</b>	<b>2,250</b>	<b>-</b>	<b>0</b>	<b>651</b>	<b>-</b>
MALAYSIA	0	2,250	-	0	651	-
<b>LAINNYA</b>	<b>140</b>	<b>929</b>	<b>563.57</b>	<b>8,321</b>	<b>2,850</b>	<b>-65.75</b>
JAPAN	17	8	-52.94	7,000	21	-99.70
HONG KONG	100	0	-100.00	500	0	-100.00
SINGAPORE	22	0	-100.00	810	0	-100.00
UNITED STATES	1	0	-100.00	11	0	-100.00
SPAIN	0	921	-	0	2,829	-
<b>TOTAL EKSPOR</b>	<b>93,929,075,646</b>	<b>110,062,657,118</b>	<b>17.18</b>	<b>30,093,355,371</b>	<b>34,494,968,770</b>	<b>14.63</b>