

Buletin Statistik Perdagangan Luar Negeri
Foreign Trade Statistical Bulletin

EKSPOR /EXPORTS

ISSN : 0216-5775

No. Publikasi / *Publication Number* : 06110.0910

Katalog BPS / *BPS Catalogue*: 8202002

Ukuran Buku / *Book Size* : 21 Cm X 29 Cm

Jumlah Halaman / *Total Pages* : 139 Halaman / *Pages*

Naskah / *Manuscript* :

Bagian Statistik Ekspor

Export Statistics Division

Gambar Kulit / *Cover Design* :

Bagian Statistik Ekspor

Export Statistics Division

Diterbitkan oleh / *Published by* :

Badan Pusat Statistik, Jakarta - Indonesia

CBS, Indonesia

Dicetak oleh / *Printed by* :

CV Marshadito Intan Prima

Boleh dikutip dengan menyebut sumbernya

May be cited with reference to the source

<https://www.bps.go.id>

KATA PENGANTAR

Buletin Statistik Perdagangan Luar Negeri Ekspor yang diterbitkan secara bulanan memuat data ekspor menurut sektor, Perkembangan ekspor komoditi pertanian, Perkembangan ekspor komoditi industri, Perkembangan ekspor komoditi pertambangan dan Perkembangan ekspor Indonesia menurut komoditi dan negara tujuan secara kumulatif dari Januari sampai bulan berjalan.

Buletin ini juga menyajikan ulasan singkat tentang perbandingan, pertumbuhan dan peranan serta data pokok yang cukup menonjol atau yang mengalami perubahan yang signifikan. Diharapkan dengan adanya informasi semacam ini, para pengguna data ekspor dapat melihat dan mengikuti perkembangan ekspor secara garis besar.

Kepada para pengguna data, saran dan kritik yang bersifat konstruktif demi penyempurnaan publikasi ini, sangat diharapkan. Dengan demikian usaha BPS untuk meningkatkan pelayanan dan pemasyarakatan statistik (khususnya data Statistik Ekspor) dapat dilaksanakan secara baik dan berkesinambungan.

Jakarta, September 2009
BADAN PUSAT STATISTIK
KEPALA,

DR. Rusman Heriawan

NIP. 340003999

ISI / CONTENT

Halaman / Page

Kata Pengantar / <i>Preface</i>	iii
Isi / <i>Content</i>	iv
Ringkasan / <i>Highlight</i>	v - xiv

Jilid / Volume

Tabel 1. Ringkasan Perkembangan Ekspor Indonesia	1
Tabel 2. Perkembangan Ekspor Komoditi Pertanian	1
Tabel 3. Perkembangan Ekspor Komoditi Industri	2
Tabel 4. Perkembangan Ekspor Komoditi Pertambangan	4
Tabel 5. Perkembangan Ekspor Indonesia Menurut Komoditi dan Negara Tujuan	5

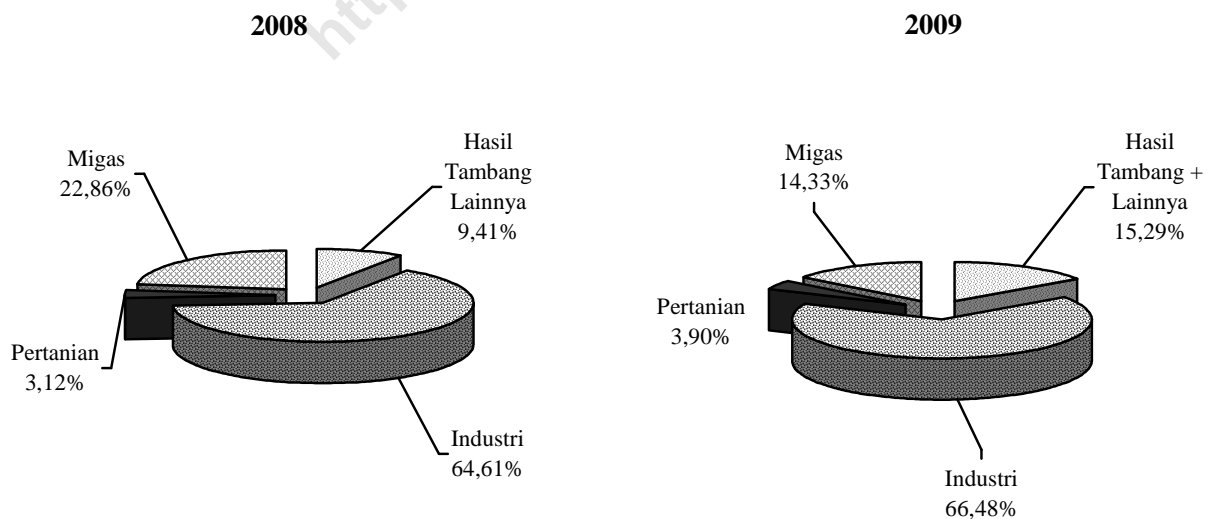
RINGKASAN

Ekspor Indonesia pada periode Januari - Juni 2009 mencapai nilai US\$ 50 073,4 juta dengan volume 148 244,2 ribu ton, yang terdiri dari US\$ 7 174,3 juta hasil ekspor minyak dan gas bumi dan US\$ 42 899,0 juta hasil ekspor komoditi non migas.

Dibandingkan periode yang sama tahun 2008, nilai ekspor turun US\$ 20 323,0 juta, karena adanya penurunan ekspor non migas senilai US\$ 11 403,6 juta, dan dari kelompok migas juga mengalami penurunan sebesar US\$ 8 919,5 juta atau

turun 55,42 persen dibanding periode yang sama tahun sebelumnya. Dengan demikian, diperlihatkan bahwa penerimaan dari sektor migas masih bisa diharapkan, karena perkembangan harga di pasaran internasional menunjukkan perkembangan yang fluktuatif. Bulan Juni 2009 harga minyak mentah Indonesia US\$ 68,91 per barelnya, turun sebesar US\$ 63,45 per barel dibandingkan bulan Juni 2008.

Grafik 1 : PERBANDINGAN NILAI EKSPOR INDONESIA PADA JANUARI-JUNI 2008 & 2009

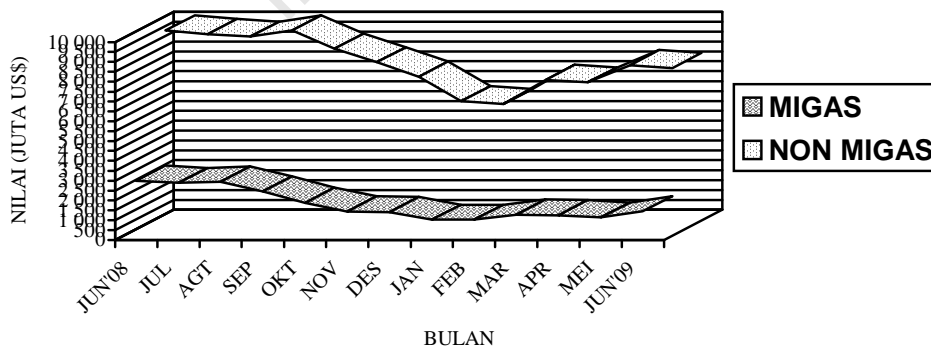


Pada Grafik 1 ditampilkan perbandingan nilai ekspor selama Periode Januari - Juni 2008 dan 2009. Sedangkan trend perkembangannya dari bulan Juni 2008 sampai dengan Juni 2009 disajikan pada Grafik 2, 3, dan 4. Nilai ekspor kelompok migas pada Januari - Juni 2008 senilai US\$ 16 093,8 juta yang terdiri dari minyak mentah, hasil minyak dan gas masing-masing senilai US\$ 7 448,5 juta, US\$ 1 765,9 juta, dan US\$ 6 879,4 juta. Sedangkan pada Januari - Juni 2009 nilai


untuk kelompok migas masing-masing sebesar US\$ 3 272,3 juta, US\$ 871,0 juta dan US\$ 3 031,1 juta.

Nilai ekspor untuk kelompok non migas yang terdiri dari hasil pertanian, industri serta hasil tambang dan lainnya pada bulan Januari - Juni 2008 masing-masing US\$ 2 199,2 juta, US\$ 45 475,6 juta, dan US\$ 6 627,8 juta. Sementara itu pada periode Januari - Juni 2009 masing-masing mencapai US\$ 1 952,1 juta, US\$ 33 289,8 juta, dan US\$ 7 657,1 juta.

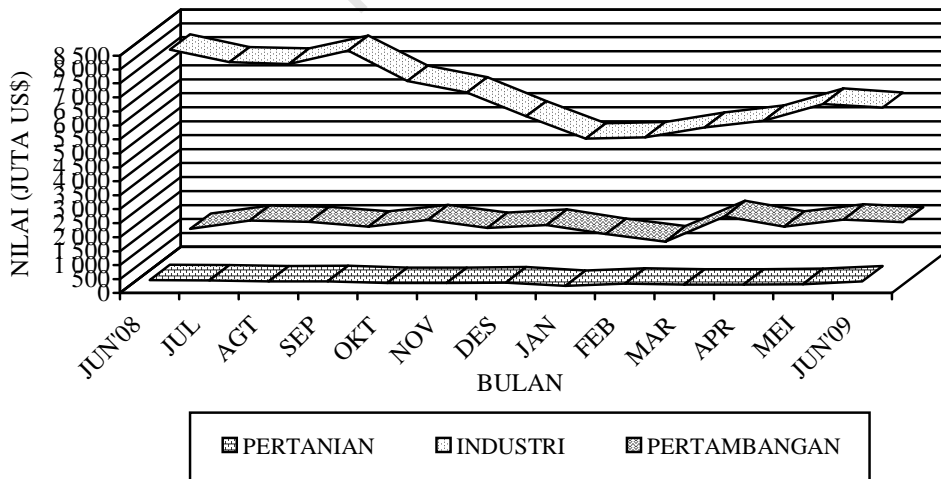
Grafik 2 : PERKEMBANGAN NILAI EKSPOR MIGAS DAN NON MIGAS SELAMA JUNI 2008 SAMPAI DENGAN JUNI 2009



**Grafik 3 : PERKEMBANGAN NILAI EKSPOR KOMODITI MIGAS
SELAMA JUNI 2008 SAMPAI DENGAN JUNI 2009**



**Grafik 4 : PERKEMBANGAN NILAI EKSPOR KOMODITI NON MIGAS
SELAMA JUNI 2008 SAMPAI DENGAN JUNI 2009**



**Tabel A. RINGKASAN EKSPOR NON MIGAS INDONESIA
(JUTA US\$)**

Tahun dan Bulan	Hasil sektor pertanian	Hasil sektor industri	Hasil sektor tambang	Total
[1]	[2]	[3]	[4]	[6]
2007				
Mei	282,9	6 602,4	1 130,5	8 015,8
Juni	309,1	6 526,6	894,6	7 730,4
Juli	368,1	6 655,7	1 189,6	8 213,3
Agustus	336,4	6 516,0	887,9	7 740,3
September	344,9	6 202,8	889,8	7 437,5
Oktober	285,3	7 030,7	1 003,0	8 318,9
November	371,5	6 504,8	860,7	7 737,0
Desember	372,5	7 205,7	846,7	8 425,0
2008				
Januari	318,8	7 609,5	1 019,5	8 947,7
Februari	306,5	6 930,2	927,6	8 164,5
Maret	334,0	7 870,6	1 037,1	9 241,7
April	376,5	6 861,3	1 202,8	8 440,5
Mei	404,2	8 041,7	1 238,9	9 684,7
Juni	459,2	8 162,3	1 201,9	9 823,5
Juli	450,2	7 707,8	1 487,2	9 645,3
Agustus	417,3	7 647,9	1 445,3	9 510,5
September	423,0	8 118,6	1 280,1	9 821,7
Oktober	358,4	7 038,7	1 507,3	8 904,4
November	359,8	6 631,2	1 229,2	8 220,1
Desember	376,7	5 773,7	1 339,2	7 489,6
2009				
Januari	261,6	4 977,6	1 015,3	6 254,6
Februari	339,5	5 022,4	748,0	6 109,8
Maret	307,8	5 373,4	1 651,9	7 333,2
April	307,7	5 614,4	1 278,0	7 200,0
Mei	322,3	6 220,5	1 529,2	8 072,1
Juni	413,2	6 081,5	1 434,7	7 929,3

Dipandang dari negara tujuan ekspor (Tabel B), pada bulan Juni 2009 kelompok migas yang ditujukan ke kawasan Asia Timur dan Asia Selatan & Tenggara masing-masing sebesar US\$ 1 161,6 juta dan sebesar US\$ 135,5 juta memperlihatkan penurunan dibanding tahun 2008. Negara yang memperlihatkan penurunan ekspor kelompok migas adalah Jepang dengan persentase penurunan sebesar 59,15 persen, China dengan persentase penurunan sebesar

14,03 persen, Singapura dengan persentase penurunan sebesar 82,38 persen, dan Muangthai dengan persentase penurunan sebesar 78,03 persen, sedangkan kawasan Eropa Barat memperlihatkan peningkatan dibanding tahun 2008, dengan persentase peningkatan sebesar 6 363,95 persen. Dari Tabel B juga terlihat bahwa ekspor komoditi migas pada bulan Juni 2009 menunjukkan penurunan menjadi US\$ 1 452,1 juta.

Tabel B : Perkembangan Ekspor Migas & Non Migas Indonesia Menurut Negara Tujuan, Juni 2008 & Juni 2009 (Juta US\$)

Kawasan Negara Ekspor	Migas			Non Migas		
	Juni 2008	Juni 2009	Perubahan (%)	Juni 2008	Juni 2009	Perubahan (%)
• Asia Timur	2 269,4	1 161,6	-48,81	2 660,1	2 455,7	-7,68
- Jepang	1 351,8	552,2	-59,15	990,6	976,4	-1,43
- China	400,8	344,6	-14,03	762,5	761,5	-0,13
• Asia Selatan & Tenggara	536,6	135,5	-74,74	3 065,8	2 495,4	-18,60
- Muangthai	104,5	23,0	-78,03	307,1	208,4	-32,14
- Singapura	297,5	52,4	-82,38	756,8	767,6	1,44
- Philipina	0,1	0,1	0,00	205,6	233,9	13,78
- Malaysia	70,9	56,7	-20,00	567,1	451,1	-20,45
• Asia Barat	0,2	0,1	-100,00	556,1	361,1	-35,06
• Afrika	0,0	0,0	-	298,2	223,6	-25,02
• Australia & Oseania	188,3	126,9	-32,64	207,1	161,4	-22,06
• Amerika Utara	0,0	0,0	-	1 237,7	933,3	-24,59
- Amerika Serikat	0,0	0,0	-	1 182,8	882,2	-25,41
• Amerika Tengah & Selatan	0,0	0,0	-	267,4	173,1	-35,27
• Eropa Barat	0,4	27,9	6363,95	1 396,0	1 003,4	-28,12
• Eropa Timur	0,1	0,1	0,00	135,0	122,3	-9,44
Total Ekspor	2 995,0	1 452,1	-51,52	9 823,5	7 929,4	-19,28

Pada kelompok non migas nilai ekspor juga mengalami penurunan hingga mencapai US\$ 8 072,1 juta.

Pada tabel 1 disajikan ekspor menurut sektor. Disini terlihat bahwa perolehan devisa terbesar pada periode Januari - Juni 2009 berasal dari sektor industri dengan nilai US\$ 33 289,8 juta atau sekitar 66,48 persen dari total ekspor, sedangkan pada periode Januari - Juni 2008 juga berasal dari sektor industri dengan nilai US\$ 45 475,6 juta atau sekitar 64,60 persen dari total ekspor. Dibandingkan periode yang sama tahun sebelumnya, sektor industri mengalami penurunan 26,80 persen.

Pada tabel 2 disajikan perkembangan ekspor komoditi hasil pertanian, selama periode Januari - Juni 2009, komoditi andalan sektor pertanian antara lain udang segar/beku dengan nilai US\$ 391,8 juta (20,07 persen); kopi dengan nilai US\$ 389,0 juta (19,92 persen); biji coklat dengan nilai US\$ 387,6 juta (19,86 persen); ikan dan lain-lain dengan nilai US\$ 309,1 juta (15,83 persen); rempah-rempah dengan nilai US\$ 106,2 juta (5,44 persen); teh dengan nilai US\$ 67,1 juta (3,44 persen); tembakau dengan nilai US\$ 59,0 juta (3,02 persen); buah-buahan dengan nilai US\$ 58,8 juta (3,01 persen); bahan nabati lainnya dengan nilai US\$ 39,0 juta (2,00 persen); damar dan

getah damar dengan nilai US\$ 18,4 juta (0,94 persen).

Pada tabel 3 disajikan perkembangan ekspor komoditi hasil industri, selama periode Januari - Juni 2009, komoditi andalan sektor industri antara lain minyak nabati dengan nilai US\$ 4 778,8 juta (14,36 persen); tekstil dengan nilai US\$ 4 507,3 juta (13,54 persen); alat listrik, ukur, fotografi, dll dengan nilai US\$ 3 727,6 juta (11,20 persen); barang dari logam tidak mulia dengan nilai US\$ 2 976,3 juta (8,94 persen); karet alam olahan dengan nilai US\$ 2 043,6 juta (6,14 persen); kertas dan barang dari kertas dengan nilai US\$ 1 618,5 juta (4,86 persen); makanan olahan dengan nilai US\$ 1 370,5 juta (4,12 persen); kayu olahan dengan nilai US\$ 1 033,8 juta (3,11 persen); bahan kimia dengan nilai US\$ 855,6 juta (2,57 persen); meubel dan bagian-bagiannya dengan nilai US\$ 828,7 juta (2,49 persen).

Pada tabel 4 disajikan perkembangan ekspor komoditi hasil pertambangan, selama periode Januari - Juni 2009, komoditi andalan sektor pertambangan antara lain batu bara dengan nilai US\$ 5 329,0 juta (69,60 persen) dan biji tembaga dengan nilai US\$ 2 049,5 juta (26,77 persen). Ekspor batu bara mengalami peningkatan 20,71 persen dibanding periode yang sama tahun

sebelumnya, demikian juga biji tembaga mengalami peningkatan 31,61 persen dibanding periode yang sama tahun sebelumnya.

Perkembangan ekspor Indonesia menurut komoditi dan negara tujuan yang disajikan pada Tabel 5, memperlihatkan bahwa ekspor selama ini lebih banyak bertumpu pada 15 komoditi utama, (ringkasan disajikan pada Tabel C yang diurut menurut nilai ekspor). Lima belas komoditi tersebut pada periode Januari - Juni 2009 menyumbang sekitar 62,88 persen dari ekspor non migas.

Batu bara mempunyai nilai US\$ 5 329,0 juta, naik US\$ 918,4 juta dari tahun lalu, komoditi ini menyumbang sekitar 12,42 persen ekspor non migas nasional pada periode Januari - Juni 2009. Nilai ekspor barang dari minyak kelapa sawit selama periode Januari - Juni 2009 turun US\$ 3 122,0 juta menjadi US\$ 4 088,7 juta.

Pada periode Januari - Juni 2009 nilai ekspor pakaian jadi sebesar US\$ 2 839,5 juta, yang turun dibanding tahun lalu sebesar US\$ 149,3 juta atau turun sekitar 5,00 persen. Komoditi biji tembaga diekspor dengan nilai US\$ 2 049,5 juta atau 4,78 persen, alat listrik diekspor dengan nilai US\$ 2 007,3 juta atau sekitar 4,68 persen dari perolehan devisa non migas.

Selama periode Januari - Juni 2009, kertas dan barang dari kertas nilai eksportnya mencapai US\$ 1 618,5 juta, sedangkan tahun sebelumnya senilai US\$ 1 935,1 juta, atau terjadi penurunan sekitar US\$ 316,6 juta (16,36 persen). Audio visual nilai eksportnya naik US\$ 250,6 juta (19,90 persen) menjadi US\$ 1 510,1 juta.

Perolehan devisa dari pada periode Januari - Juni 2009 crumb rubber diekspor dengan nilai US\$ 1 248,0 juta atau sekitar 2,91 persen dari kelompok non migas. pada periode Januari - Juni 2009 tekstil lainnya diekspor dengan nilai US\$ 1 097,4 juta, sedangkan tahun sebelumnya US\$ 1 412,4 juta.

Besi/baja nilai eksportnya turun US\$ 552,8 juta menjadi US\$ 1 052,3 juta. Sedangkan nilai ekspor alas kaki (kulit, karet dan kanvas) dalam periode Januari - Juni 2009 turun 0,44 persen menjadi US\$ 927,6 juta. Tembaga nilai eksportnya turun US\$ 289,4 juta menjadi US\$ 886,8 juta. Damar tiruan bahan plastik nilai eksportnya turun US\$ 240,1 juta menjadi US\$ 828,7 juta. Kapal laut dan sejenisnya nilai eksportnya naik US\$ 438,2 juta menjadi US\$ 782,2 juta. Barang dari karet nilai eksportnya turun US\$ 29,2 juta menjadi US\$ 711,6 juta.

**Tabel C : Ekspor Utama Barang Bukan Migas
Periode Januari - Juni, 2008 dan 2009**

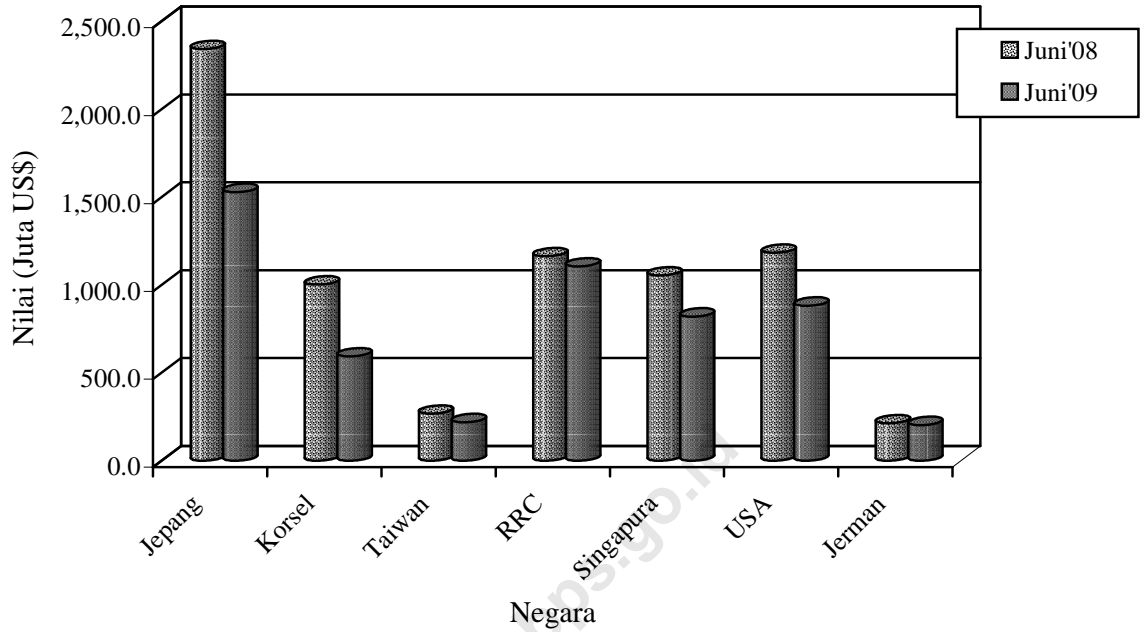
HS	Nilai FOB (Juta US\$)		Perubahan		% Peran 2009 (Terhadap Non Migas)
	2008	2009	Absolut	Persen	
Batu Bara	4 414,6	5 329,0	914,4	20,71	12,42
Minyak kelapa sawit	7 210,7	4 088,7	-3 122,0	-43,30	9,53
Pakaian Jadi	2 988,8	2 839,5	-149,3	-5,00	6,62
Biji Tembaga	1 557,2	2 049,5	492,3	31,61	4,78
Alat Listrik	2 548,7	2 007,3	-541,5	-21,24	4,68
Kertas dan barang dari Kertas	1 935,1	1 618,5	-316,6	-16,36	3,77
Audio Visual	1 259,5	1 510,1	250,6	19,90	3,52
Crumb Rubber	2 833,0	1 248,0	-1 584,9	-55,95	2,91
Textil lainnya	1 412,4	1 097,4	-315,0	-22,30	2,56
Besi/baja	1 604,7	1 052,0	-552,8	-34,45	2,45
Alas Kaki (Kulit,Karet dan Kanvas)	931,6	927,6	-4,1	-0,44	2,16
Tembaga	1 176,2	886,8	-289,4	-24,60	2,07
Damar Tiruan, Bahan Plastik	1 068,7	828,7	-240,1	-22,46	1,93
Kapal Laut dan Sejenisnya	344,0	782,2	438,2	127,39	1,82
Barang dari karet	740,8	711,6	-29,2	-3,94	1,66
Total Komoditi Utama	32 025,9	26 976,7	-5 049,2	-15,77	62,88

Nilai ekspor periode Januari - Juni 2009, menurut negara kelompok ekonomi, ke kelompok negara APEC adalah yang terbesar yaitu mencapai 70,46 persen dari total ekspor yaitu US\$ 35 282,8 juta, ke ASEAN sebesar US\$ 10 027,3 juta dan ke NAFTA sebesar US\$ 5 415,3 juta. Sementara nilai ekspor ke Uni Eropa sebesar 12,12 persen (US\$ 6 068,9 juta) dan ke Timur Tengah sebesar 3,83 persen (US\$ 1 916,1 juta). Ditinjau dari perkembangannya, nilai ekspor ke negara-negara APEC turun 31,26 persen dibanding keadaan tahun 2008 yang diikuti oleh penurunan ekspor menuju Jepang sebesar 43,24 persen, menuju ASEAN sebesar 28,68 persen, menuju NAFTA sebesar 22,31 persen dan ke Korea Selatan turun sebesar 44,97 persen

Nilai ekspor periode Januari - Juni 2009, menuju tujuh negara tujuan utama yaitu Jepang, Korea Selatan, Taiwan, RR China, Singapura, Amerika dan Jerman mencapai sebesar US\$ 27 518,5 juta atau sekitar 54,96 persen dari total ekspor. Dibandingkan periode tahun sebelumnya nilai ini turun US\$ 13 749,1 juta atau sekitar 33,32 persen.

Selain tujuh negara tujuan utama di atas, negara tujuan yang membeli produk nasional di atas US\$ 100 juta pada bulan Juni 2009 antara lain Hongkong, Malaysia dan Australia masing-masing dengan nilai US\$ 168,8 juta, US\$ 507,8 juta dan US\$ 253,7 juta. Sedangkan dari kawasan Eropa antara lain ke Belanda dan Inggris masing-masing dengan nilai US\$ 218,7 juta dan US\$ 156,9 juta.

Grafik 5: EKSPOR INDONESIA MENURUT NEGARA TUJUAN UTAMA BULAN JUNI 2008 & 2009



Perbandingan nilai ekspor bulan Juni 2008 dan 2009 ke beberapa negara tertentu disajikan pada Grafik 5.

TABEL 1. RINGKASAN PERKEMBANGAN EKSPOR INDONESIA

JENIS BARANG	BERAT BERSIH (RIBU TON)		PERUB	NILAI FOB (JUTA US \$)		PERUB
	JAN-JUN 2008	JAN-JUN 2009	%	JAN-JUN 2008	JAN-JUN 2009	%
	(1)	(2)	(3)	(4)	(5)	(6)
Total Ekspor	184,330.8	148,244.2	-19.58	70,396.4	50,073.4	-28.87
MIGAS	23,477.7	21,050.3	-10.34	16,093.8	7,174.3	-55.42
MINYAK MENTAH	9,558.6	9,143.2	-4.35	7,448.5	3,272.3	-56.07
HASIL MINYAK	3,450.5	2,433.1	-29.49	1,765.9	871.0	-50.68
GAS ALAM	10,468.6	9,474.1	-9.50	6,879.4	3,031.1	-55.94
NON MIGAS	160,853.1	127,193.9	-20.93	54,302.6	42,899.0	-21.00
HASIL PERTANIAN	1,216.4	1,227.7	0.93	2,199.2	1,952.1	-11.24
HASIL INDUSTRI	33,282.0	26,203.4	-21.27	45,475.6	33,289.8	-26.80
HASIL TAMBANG	126,353.4	99,761.6	-21.05	6,622.8	7,652.1	15.54
LAINNYA	1.4	1.1	-17.37	5.0	5.0	-1.73

TABEL 2. PERKEMBANGAN EKSPOR KOMODITI HASIL PERTANIAN

JENIS BARANG	BERAT BERSIH (TON)		PERUB	NILAI FOB (RIBU US \$)		PERUB
	JAN-JUN 2008	JAN-JUN 2009	%	JAN-JUN 2008	JAN-JUN 2009	%
	(1)	(2)	(3)	(4)	(5)	(6)
TOTAL PERTANIAN	1,216,413	1,227,747	0.93	2,199,216	1,952,126	-11.24
KARET ALAM	6,049	5,799	-4.12	10,158	7,084	-30.26
KOPI	195,440	230,747	18.07	427,347	388,954	-8.98
KAYU BULAT	1	136	9,574.84	6	20	250.11
UDANG SEGAR/BEKU	74,861	60,241	-19.53	512,817	391,821	-23.59
TEH	43,095	43,020	-0.17	61,061	67,138	9.95
REMPAH-REMPAH	66,843	53,519	-22.89	171,292	106,212	-37.99
-LADA HITAM	23,663	18,245	-22.89	69,593	37,919	-45.51
-LADA PUTIH	9,652	5,488	-43.14	46,537	20,913	-55.06
-KAYU MANIS DAN BUNGANYA	16,072	12,232	-23.89	13,955	9,951	-28.69
-BIJI PALA & BUNGANYA DAN KAPULAGA	8,925	9,619	7.78	29,602	27,102	-8.45
-PANILI	73	84	13.99	880	865	-1.75
-LAINNYA	8,459	7,851	-7.19	10,725	9,461	-11.78
TEBAKAU	12,429	20,161	62.21	34,349	58,956	71.64
BIJI COKLAT	193,771	172,197	-11.13	403,314	387,635	-3.89
IKAN DAN LAIN-LAIN	168,520	205,896	9.61	324,457	309,057	-4.75
-IKAN TONGKOL/TUNA	34,178	37,463	9.61	75,736	79,671	5.20
-UBUR-UBUR	5,008	2,455	-50.99	9,297	4,561	-50.95
-KEPITING, KERANG-KERANGAN	27,869	22,646	-18.74	91,671	62,803	-31.49
-BEKICOT	1,780	1,381	-22.40	4,968	3,700	-25.52
-IKAN LAINNYA	99,685	141,952	42.40	142,784	158,322	10.88
BIJI-BIJIAN	29,341	42,664	-40.63	11,101	7,667	-30.93
-BIJI BUNGA	49	29	-40.63	1,374	1,109	-19.30
-BIJI KAPAS	645	416	-35.40	167	95	-43.23
-BIJI LAINNYA	28,648	42,219	47.37	9,560	6,463	-32.39
BULU BEBEK	34	94	174.77	46	69	47.53
DAMAR DAN GETAH DAMAR	17,136	22,084	28.88	13,169	18,397	39.71
KOPAL DAN LAIN-LAIN	15,090	14,109	-6.50	12,775	10,162	-20.46
SAYUR-SAYURAN	42,145	31,897	-24.31	18,404	16,510	-10.29
BUAH-BUAHAN	112,494	122,114	8.55	64,769	58,847	-9.14
KULIT KERANG DAN LAIN-LAIN	3,546	2,610	-26.38	1,286	1,027	-20.16
TANAMAN OBAT	4,129	5,365	29.93	4,463	5,268	18.03

TABEL 2. PERKEMBANGAN EKSOR KOMODITI HASIL PERTANIAN

JENIS BARANG	BERAT BERSIH (TON)		PERUB	NILAI FOB (RIBU US \$)		PERUB
	JAN-JUN 2008	JAN-JUN 2009	%	JAN-JUN 2008	JAN-JUN 2009	%
(1)	(2)	(3)	(4)	(5)	(6)	(7)
BAHAN NABATI LAINNYA	58,592	53,106	-3.10	35,466	38,959	9.85
-GANGGANG LAUT	43,298	41,955	-3.10	34,212	37,993	11.05
-LAINNYA	15,294	11,152	-27.09	1,254	965	-23.05
HASIL PERTANIAN LAINNYA	172,897	141,988	131.72	92,936	78,345	-15.70
-MUTIARA	1	2	131.72	6,622	7,366	11.23
-LAINNYA	172,896	141,986	-17.88	86,314	70,979	-17.77

TABEL 3. PERKEMBANGAN EKSPOR KOMODITI HASIL INDUSTRI

JENIS BARANG	BERAT BERSIH (TON)		PERUB	NILAI FOB (RIBU US \$)		PERUB
	JAN-JUN 2008	JAN-JUN 2009	%	JAN-JUN 2008	JAN-JUN 2009	%
(1)	(2)	(3)	(4)	(5)	(6)	(7)
TOTAL INDUSTRI	33,281,997	26,203,411	-21.27	45,475,553	33,289,835	-26.80
KAYU OLAHAN	1,499,338	1,144,126	-23.69	1,460,903	1,033,777	-29.24
-KAYU LAPIS	885,390	663,956	-25.01	774,381	531,764	-31.33
-KAYU GERGAJIAN	28,378	18,143	-36.07	31,097	19,863	-36.13
-KAYU OLAHAN LAIN	585,569	462,027	-21.10	655,425	482,150	-26.44
BARANG DARI LOGAM TIDAK MULIA	1,708,859	1,362,452	-20.27	5,076,511	2,976,326	-41.37
-TIMAH	62,638	51,770	-17.35	1,051,574	598,362	-43.10
-ALUMINIUM	134,055	124,267	-7.30	424,305	229,273	-45.97
-NIKEL	43,872	18,579	-57.65	687,930	122,298	-82.22
-BESI/BAJA	1,150,439	920,064	-20.03	1,604,744	1,051,985	-34.45
-TEMBAGA	141,133	159,811	13.23	1,176,226	886,820	-24.60
-SENG	1,852	2,156	16.45	4,814	2,809	-41.65
-LOGAM TIDAK MULIA LAIN	174,870	85,804	-50.93	126,918	84,780	-33.20
TEKSTIL	910,278	848,053	-6.84	5,144,824	4,507,264	-12.39
-PAKAIAN JADI	203,873	187,677	-7.94	2,988,768	2,839,462	-5.00
-KAIN TENUN	139,083	105,377	-24.23	743,645	570,405	-23.30
-TEKSTIL LAINNYA	567,322	554,999	-2.17	1,412,410	1,097,397	-22.30
KARET ALAM OLAHAN	1,449,161	1,174,293	-18.97	3,867,507	2,043,632	-47.16
-BARANG DARI KARET	230,850	215,986	-6.44	740,750	711,595	-3.94
-SHEET	99,511	41,541	-58.25	257,689	61,634	-76.08
-CRUMB RUBBER	1,104,566	901,469	-18.39	2,832,965	1,248,044	-55.95
-CREPE	14,233	15,297	7.48	36,102	22,358	-38.07
MAKANAN TERNAK	1,641,172	1,557,398	-5.10	236,343	119,818	-49.30
-BUNGKIL KELAPA	167,714	97,402	-41.92	22,285	12,975	-41.78
-DEDAK/BEKATUL	199,600	161,745	-18.97	32,048	20,840	-34.97
-LAINNYA	1,273,858	1,298,251	1.91	182,010	86,003	-52.75
MINYAK ATSIRI DAN LAINNYA	34,481	33,986	-1.44	190,855	159,722	-16.31
-MINYAK ATSIRI LAINNYA	2,125	1,830	-13.90	76,500	38,572	-49.58
-WANGI-WANGIAN DARI MINYAK ATSIRI	32,356	32,156	-0.62	114,354	121,150	5.94
ROTAN OLAHAN	16,011	15,271	-4.62	15,256	15,183	-0.48
MINYAK NABATI	8,605,451	8,241,945	-4.22	8,710,704	4,778,809	-45.14
-MINYAK KELAPA SAWIT	7,293,091	7,114,299	-2.45	7,210,651	4,088,682	-43.30
-MINYAK BIJI KELAPA SAWIT	693,400	773,346	11.53	808,545	464,939	-42.50
-MINYAK NABATI LAIN	618,959	354,301	-42.76	691,508	225,188	-67.44
ASAM BERLEMAK	449,898	433,548	-3.63	395,188	242,457	-38.65
-STEARIN	67,505	73,775	9.29	73,186	48,961	-33.10
-ASAM BERLEMAK LAIN	382,394	359,772	-5.92	322,002	193,496	-39.91

TABEL 3. PERKEMBANGAN EKSPOR KOMODITI HASIL INDUSTRI

JENIS BARANG	BERAT BERSIH (TON)		PERUB	NILAI FOB (RIBU US \$)		PERUB
	JAN-JUN 2008	JAN-JUN 2009	%	JAN-JUN 2008	JAN-JUN 2009	%
	(1)	(2)	(3)	(4)	(5)	(6)
ALAT LISTRIK UKUR FOGRAFI DLL	331,048	275,686	-16.72	4,081,482	3,727,591	-8.67
-ALAT LISTRIK	276,679	206,666	-25.30	2,548,745	2,007,275	-21.24
-DIODE TRANSISTOR	424	517	21.90	76,659	47,220	-38.40
-AUDIO VISUAL	47,435	63,209	33.25	1,259,457	1,510,066	19.90
-FOTOGRAFI DAN OPTIK	1,719	1,561	-9.20	107,895	89,304	-17.23
-ALAT UKUR	426	526	23.70	7,320	14,551	98.78
-LONCENG ARLOJI DAN BAGIANNYA	4,364	3,206	-26.55	81,407	59,175	-27.31
MAKANAN OLAHAN	1,052,844	720,404	-31.58	1,426,219	1,370,542	-3.90
-COKLAT OLAHAN	71,489	46,835	-34.49	200,986	153,235	-23.76
-GULA TETES	330,584	96,420	-70.83	21,204	10,938	-48.41
-KERUPUK UDANG	4,204	3,515	-16.40	6,853	5,929	-13.49
-BUAH/SAYURAN OLAHAN	262,876	198,818	-24.37	199,917	135,041	-32.45
-MINUMAN OLAHAN	49,205	49,658	0.92	34,209	29,411	-14.02
-ROKOK DAN TEMBAKAU OLAHAN	43,586	38,286	-12.16	216,937	234,760	8.22
-DAGING TERNAK	2,410	2,296	-4.74	10,206	9,702	-4.94
-DAGING UNGGAS	80	0	-99.98	86	1	-98.60
-IKAN OLAHAN	98,599	102,142	3.59	381,938	412,802	8.08
-BERAS GILING	261	2,060	690.22	207	1,509	629.97
-KOPI OLAHAN	58	57	-1.95	178	171	-3.88
-TEH OLAHAN	7,234	4,035	-44.23	17,531	11,448	-34.70
-GULA PASIR	300	348	16.13	284	268	-5.44
-GULA LAINNYA	5,712	7,875	37.88	3,778	5,143	36.15
-MAKANAN OLAHAN LAINNYA	176,247	168,060	-4.65	331,906	360,181	8.52
SEMEN	2,358,136	1,675,450	-28.95	82,492	65,642	-20.43
BARANG ANYAMAN	11,660	7,786	-33.22	31,130	21,539	-30.81
-DARI ROTAN	3,624	1,745	-51.87	9,396	6,305	-32.89
-DARI BAHAN LAINNYA	8,036	6,042	-24.82	21,734	15,233	-29.91
MEUBEL DAN BAGIAN-BAGIANNYA	441,586	332,880	-24.62	1,046,828	828,676	-20.84
-DARI ROTAN	75,956	56,381	-25.77	169,875	134,109	-21.05
-DARI BAHAN LAINNYA	365,630	276,499	-24.38	876,953	694,567	-20.80
BAHAN KIMIA	4,739,507	1,723,069	-63.64	1,532,981	855,637	-44.18
-AN ORGANIK	3,296,011	720,201	-78.15	394,831	174,311	-55.85
-ORGANIK	1,330,631	926,756	-30.35	1,044,168	646,070	-38.13
-LAINNYA	112,865	76,112	-32.56	93,982	35,256	-62.49
PUPUK	83,853	242,751	189.49	31,938	111,745	249.88
PRODUK PHARMASI	5,876	5,601	-4.67	94,043	95,498	1.55
KULIT DAN BARANG DARI KULIT	6,128	4,333	-29.30	122,599	79,871	-34.85
KACA DAN BARANG DARI KACA	402,409	336,240	-16.44	224,698	166,399	-25.95
KERTAS DAN BARANG DARI KERTAS	2,093,335	2,130,076	1.76	1,935,059	1,618,500	-16.36
INDUSTRI LAINNYA	5,440,965	3,938,064	-27.62	9,767,993	8,471,205	-13.28
-GLISEROL DAN LARUTAN ALKALI	33,879	21,074	-37.80	16,101	3,487	-78.34
-MARGARIN DAN LEMAK LAINNYA	244,187	170,773	-30.06	267,641	123,960	-53.68
-SABUN MANDI DAN CUCI	264,067	272,505	3.20	278,049	259,924	-6.52
-BAHAN CELUP ORGANIK SINTETIK	17,364	9,915	-42.90	76,430	46,597	-39.03
-PREPARAT PEMBASMI KUMAN DLL	29,217	30,386	4.00	73,662	92,064	24.98
-DAMAR TIRUAN BAHAN PLASTIK	622,602	616,135	-1.04	1,068,714	828,661	-22.46
-BAHAN KERTAS	1,230,262	1,121,522	-8.84	686,266	375,050	-45.35
-ALAS KAKI (KULIT KARET DAN KANVAS)	65,415	63,567	-2.82	931,606	927,550	-0.44
-PRODUK KERAMIK	247,035	203,025	-17.81	155,830	110,544	-29.06
-EMAS BATANGAN	14	14	4.89	399,637	406,874	1.81
-PESAWAT UDARA DAN BAGIANNYA	1,842	1,563	-15.16	40,823	81,945	100.74
-KAPAL LAUT DAN SEJENISNYA	191,448	237,598	24.11	343,974	782,155	127.39
-PERLENGKAPAN OLAHRAGA DAN MAINAN	14,120	11,943	-15.42	131,879	108,338	-17.85

TABEL 3. PERKEMBANGAN EKSPOR KOMODITI HASIL INDUSTRI

JENIS BARANG	BERAT BERSIH (TON)		PERUB	NILAI FOB (RIBU US \$)		PERUB
	JAN-JUN 2008	JAN-JUN 2009	%	JAN-JUN 2008	JAN-JUN 2009	%
(1)	(2)	(3)	(4)	(5)	(6)	(7)
-PENA DAN PENSIL	5,381	4,488	-16.60	37,990	35,367	-6.91
-BATU SEMI PERMATA	22	5	-76.67	189	373	97.79
-KOPER TAS DOMPET PLASTIK/TEKSTIL	3,711	3,521	-5.13	26,340	24,008	-8.85
-BARANG DARI LOGAM MULIA	153	165	7.99	80,987	151,259	86.77
-PETI KEMAS	13,641	511	-96.25	16,176	2,266	-85.99
-KOMPUTER DAN BAGIANNYA	16,552	19,504	17.84	370,431	468,396	26.45
-KENDARAAN BERMOTOR RODA 2 DAN 3	4,087	3,235	-20.85	34,405	25,437	-26.07
-KENDARAAN BERMOTOR RODA 4 DAN LE	102,016	49,145	-51.83	711,683	350,118	-50.80
-SUKU CADANG MESIN	64,047	25,703	-59.87	532,023	396,245	-25.52
-SUKU CADANG KENDARAAN	98,592	59,276	-39.88	674,257	401,525	-40.45
-UBI KAYU OLAHAN	44,338	9,148	-79.37	7,851	1,367	-82.59
-INDUSTRI LAINNYA	2,126,973	1,003,343	-52.83	2,805,048	2,467,693	-12.03

TABEL 4. PERKEMBANGAN EKSPOR KOMODITI HASIL PERTAMBANGAN

JENIS BARANG	BERAT BERSIH (TON)		PERUB	NILAI FOB (RIBU US \$)		PERUB
	JAN-JUN 2008	JAN-JUN 2009	%	JAN-JUN 2008	JAN-JUN 2009	%
(1)	(2)	(3)	(4)	(5)	(6)	(7)
TOTAL PERTAMBANGAN	126,353,351	99,761,601	-21.05	6,622,769	7,652,130	15.54
BIJI TEMBAGA	691,984	1,128,706	63.11	1,557,236	2,049,544	31.61
BIJI NIKEL	8,003,253	3,294,304	-58.84	398,276	85,580	-78.51
BAUKSIT	5,942,904	5,838,406	-1.76	57,843	97,148	67.95
BIJI TIMAH/TIN	552	3	-99.54	1	60	10,017.26
BATU BARA	102,382,711	85,479,829	-16.51	4,414,627	5,329,006	20.71
GRANIT	2,811,326	1,216,837	-56.72	25,492	11,644	-54.32
PASIR ALAM	14	93	552.41	55	204	270.17
HASIL TAMBANG LAIN	6520606	2803425	-57.01	169239	78945	-53.35

TABEL 5. PERKEMBANGAN EKSPOR INDONESIA MENURUT KOMODITI DAN NEGARA TUJUAN

JENIS BARANG	BERAT BERSIH (KG)		PERUB	NILAI FOB (US \$)		PERUB
	JAN-JUN 2008	JAN-JUN 2009	%	JAN-JUN 2008	JAN-JUN 2009	%
(1)	(2)	(3)	(4)	(5)	(6)	(7)
MINYAK MENTAH	9,558,575,001	9,143,159,757	-4.35	7,448,536,417	3,272,286,199	-56.07
JAPAN	3,395,900,000	1,728,560,458	-49.10	2,636,692,265	633,099,751	-75.99
KOREA, REPUBLIC OF	1,649,926,000	1,315,978,101	-20.24	1,173,525,280	453,723,530	-61.34
TAIWAN	59,483,000	255,255,933	329.12	42,603,740	76,683,805	79.99
CHINA	822,488,000	1,700,273,453	106.72	626,084,957	615,597,651	-1.68
THAILAND	309,324,000	503,042,460	62.63	277,880,256	190,949,200	-31.28
SINGAPORE	1,203,932,001	749,017,526	-37.79	968,163,655	254,416,094	-73.72
MALAYSIA	318,831,000	420,263,296	31.81	235,662,900	150,510,009	-36.13
AUSTRALIA	1,368,365,000	1,713,626,094	25.23	1,145,845,993	644,889,009	-43.72
NEW ZEALAND	166,347,000	172,606,597	3.76	146,046,170	64,208,563	-56.04
UNITED STATES	217,273,000	503,449,334	131.71	159,598,104	165,258,133	3.55
CHILE	0	81,086,505	-	0	22,950,454	-
ITALY	46,706,000	0	-100.00	36,433,097	0	-100.00
HASIL MINYAK	3,450,515,835	2,433,086,667	-29.49	1,765,851,687	870,968,143	-50.68
JAPAN	1,580,027,171	658,774,259	-58.31	809,030,802	202,159,863	-75.01
HONG KONG	5,440	50	-99.08	8,511	144	-98.31
KOREA, REPUBLIC OF	307,994,852	422,838,721	37.29	155,302,063	167,949,121	8.14
TAIWAN	113,426,543	3,846,585	-96.61	20,060,285	1,359,801	-93.22
CHINA	222,127,414	392,377,562	76.65	90,613,125	131,735,416	45.38
THAILAND	25,742,539	10,631,564	-58.70	22,837,567	4,997,633	-78.12
SINGAPORE	868,222,487	394,324,153	-54.58	517,306,350	151,873,922	-70.64
PHILIPPINES	725,313	1,526,323	110.44	772,753	1,092,027	41.32
MALAYSIA	106,735,042	354,268,422	231.91	58,235,570	120,285,063	106.55
MYANMAR (FORM. BURMA)	13,422	40,648	202.85	17,342	59,727	244.41
VIET NAM	53,301	490,936	821.06	73,160	316,257	332.28
MALDIVES	3,842	0	-100.00	4,981	0	-100.00
INDIA	221,753,967	151,953,653	-31.48	87,577,510	58,445,452	-33.26
PAKISTAN	1,019,791	365,281	-64.18	1,347,542	475,909	-64.68
BANGLADESH	16,660	364,679	2,088.95	20,220	229,767	1,036.34
IRAN (ISLAMIC REPUBLIC OF)	179,950	0	-100.00	63,000	0	-100.00
JORDAN	0	3,421	-	0	7,200	-
YEMEN	0	1,000,000	-	0	502,800	-
UNITED ARAB EMIRATES	133,280	356,865	167.76	164,955	435,643	164.10
QATAR	0	200,000	-	0	132,000	-
SOUTH AFRICA	13,260	25,364	91.28	16,708	17,914	7.22
AUSTRALIA	79,333	62,057	-21.78	113,665	82,245	-27.64
NEW ZEALAND	153,960	95,827	-37.76	203,407	119,722	-41.14
FIJI	15,020	14,343	-4.51	24,893	18,540	-25.52
EAST TIMOR	1,016,260	853,402	-16.03	810,600	382,892	-52.76
UNITED KINGDOM	356	38,263,478	10,748,067.98	207	27,881,115	13,469,037.68
NETHERLANDS	250	16,000	6,300.00	16	10,000	62,400.00
GERMANY, FED. REP. OF	0	95,130	-	0	47,565	-
BELGIUM	420,000	0	-100.00	431,340	0	-100.00
FINLAND	251,198	13,600	-94.59	318,886	15,436	-95.16
ITALY	0	156	-	0	517	-
UKRAINE	16,660	16,660	0.00	18,243	18,659	2.28
ESTONIA	0	19,270	-	0	20,426	-
RUSSIA FEDERATION	368,524	248,258	-32.63	477,986	295,367	-38.21
GAS ALAM	10,468,585,981	9,474,096,848	-9.50	6,879,413,082	3,031,068,269	-55.94
JAPAN	6,930,211,494	6,728,894,754	-2.90	3,948,165,842	2,025,191,404	-48.71
KOREA, REPUBLIC OF	2,061,624,201	1,286,655,859	-37.59	1,693,792,057	458,233,013	-72.95
CHINA	1,442,602,787	1,377,000,157	-4.55	1,202,881,132	525,158,554	-56.34
THAILAND	34,110,000	20,034,885	-41.26	34,541,267	8,965,986	-74.04
SINGAPORE	399	0	-100.00	80	0	-100.00
MALAYSIA	4,100	30	-99.27	4,471	1,303	-70.86
INDIA	0	61,470,338	-	0	13,477,600	-
EAST TIMOR	33,000	40,800	23.64	28,233	40,392	43.07
GERMANY, FED. REP. OF	0	25	-	0	17	-
KARET ALAM	6,048,561	5,799,110	-4.12	10,158,106	7,084,231	-30.26
JAPAN	124,002	90,004	-27.42	592,621	495,380	-16.41
HONG KONG	841,880	500	-99.94	1,319,207	1,500	-99.89
KOREA, REPUBLIC OF	360,468	117,816	-67.32	876,452	207,481	-76.33
CHINA	2,911,068	3,735,069	28.31	4,740,254	3,347,555	-29.38
SINGAPORE	453,453	481,190	6.12	231,605	1,530,085	560.64
MALAYSIA	25,000	0	-100.00	33,726	0	-100.00
PAKISTAN	0	20,160	-	0	33,062	-
IRAN (ISLAMIC REPUBLIC OF)	0	20,160	-	0	32,256	-
TURKEY	704,990	320,000	-54.61	1,205,033	316,500	-73.74
NEW ZEALAND	9,750	0	-100.00	13,503	0	-100.00
UNITED STATES	162	214,200	132,122.22	17,982	289,170	1,508.11
BRAZIL	64,140	800,000	1,147.27	118,018	830,500	603.71
GERMANY, FED. REP. OF	448,204	11	-100.00	811,327	742	-99.91

TABEL 5. PERKEMBANGAN EKSPOR INDONESIA MENURUT KOMODITI DAN NEGARA TUJUAN

JENIS BARANG	BERAT BERSIH (KG)		PERUB	NILAI FOB (US \$)		PERUB
	JAN-JUN 2008	JAN-JUN 2009	%	JAN-JUN 2008	JAN-JUN 2009	%
(1)	(2)	(3)	(4)	(5)	(6)	(7)
DENMARK	63	0	-100.00	10,800	0	-100.00
ITALY	105,380	0	-100.00	187,576	0	-100.00
GREECE	1	0	-100.00	2	0	-100.00
KOPI	195,440,440	230,747,436	18.07	427,347,021	388,953,804	-8.98
JAPAN	25,685,582	25,505,976	-0.70	61,129,205	49,480,127	-19.06
HONG KONG	499,673	606,034	21.29	1,138,946	1,065,266	-6.47
KOREA, REPUBLIC OF	171,727	1,473,827	758.24	494,941	2,395,891	384.08
TAIWAN	1,342,445	2,298,174	71.19	3,847,757	5,318,860	38.23
CHINA	711,540	657,659	-7.57	1,345,444	998,952	-25.75
MACAU	0	18,000	-	0	29,580	-
PAPUA NEW GUINEA	1,124	0	-100.00	1,541	0	-100.00
THAILAND	0	90,000	-	0	144,900	-
SINGAPORE	4,086,826	3,927,911	-3.89	10,490,002	7,640,260	-27.17
PHILIPPINES	5,272,299	7,015,500	33.06	9,498,747	9,595,572	1.02
MALAYSIA	5,846,937	6,429,841	9.97	11,185,040	9,216,622	-17.60
INDIA	5,982,599	957,600	-83.99	10,294,543	1,609,883	-84.36
PAKISTAN	5,099	0	-100.00	18,707	0	-100.00
IRAN (ISLAMIC REPUBLIC OF)	150,600	808,800	437.05	341,256	1,222,427	258.21
SAUDI ARABIA	21,000	24,093	14.73	56,700	50,584	-10.79
ISRAEL	17,760	37,200	109.46	36,497	83,256	128.12
JORDAN	0	116,200	-	0	182,977	-
LEBANON	0	38,400	-	0	48,000	-
OMAN	0	120,000	-	0	205,200	-
UNITED ARAB EMIRATES	384,300	195,900	-49.02	842,349	375,851	-55.38
EGYPT	3,998,400	4,759,599	19.04	8,096,541	7,927,064	-2.09
MOROCCO	3,116,400	3,304,798	6.05	6,086,104	5,038,257	-17.22
ALGERIA	10,677,000	16,630,075	55.76	22,126,484	23,811,004	7.61
BURKINA FASO	17,999	0	-100.00	54,600	0	-100.00
SOUTH AFRICA	4,405,696	1,807,800	-58.97	9,143,350	2,715,372	-70.30
AUSTRALIA	4,495,885	3,036,954	-32.45	9,640,155	5,328,617	-44.72
NEW ZEALAND	232,632	203,296	-12.61	810,205	649,328	-19.86
SOLOMON ISLANDS	686	0	-100.00	1,614	0	-100.00
TUVALU	7,604	0	-100.00	12,413	0	-100.00
UNITED STATES	30,176,439	33,402,882	10.69	83,449,440	83,329,105	-0.14
CANADA	1,439,520	1,469,699	2.10	5,067,641	4,649,835	-8.24
MEXICO	2,322,000	1,170,000	-49.61	5,147,346	2,296,483	-55.39
ARGENTINA	0	19,020	-	0	24,673	-
ECUADOR	1,495,200	3,048,000	103.85	2,779,039	4,403,958	58.47
UNITED KINGDOM	5,629,193	7,739,544	37.49	10,278,421	11,221,074	9.17
NETHERLANDS	601,100	2,002,113	233.07	1,763,518	3,703,741	110.02
FRANCE	1,523,400	3,341,900	119.37	2,954,199	4,636,051	56.93
GERMANY, FED. REP. OF	42,581,018	38,321,215	-10.00	83,165,000	52,667,778	-36.67
AUSTRIA	105,252	0	-100.00	166,868	0	-100.00
BELGIUM	5,197,495	20,837,935	300.92	11,010,646	30,188,625	174.18
SWITZERLAND	533,100	490,800	-7.93	1,132,767	704,443	-37.81
DENMARK	219,000	242,460	10.71	501,549	484,638	-3.37
NORWAY	72,000	90,000	25.00	226,770	256,140	12.95
SWEDEN	473,100	548,399	15.92	1,301,741	869,743	-33.19
IRELAND	146,400	144,000	-1.64	499,890	448,200	-10.34
ITALY	11,341,250	14,784,639	30.36	22,426,579	21,736,826	-3.08
SPAIN	771,880	4,501,485	483.18	1,553,759	5,944,071	282.56
PORTUGAL	744,500	747,000	0.34	1,588,941	1,132,842	-28.70
ICELAND	18,000	0	-100.00	64,600	0	-100.00
GREECE	724,200	963,000	32.97	1,480,112	1,252,559	-15.37
POLAND	882,000	172,800	-80.41	1,665,337	278,650	-83.27
ROMANIA	1,817,580	2,315,671	27.40	3,415,447	3,265,354	-4.39
BULGARIA	2,749,800	1,650,000	-40.00	5,728,058	2,394,477	-58.20
ARMENIA	137,700	0	-100.00	362,528	0	-100.00
UKRAINE	18,000	0	-100.00	33,003	0	-100.00
LATVIA	162,000	34,500	-78.70	270,648	108,120	-60.05
ESTONIA	838,800	365,399	-56.44	1,469,699	504,110	-65.70
GEORGIA	3,665,100	4,712,158	28.57	7,081,175	6,828,200	-3.57
MALTA	0	199,980	-	0	214,038	-
SLOVENIA	0	19,200	-	0	52,800	-
CZECH REPUBLIC	336,000	210,000	-37.50	548,583	287,992	-47.50
RUSSIA FEDERATION	1,587,600	7,140,000	349.74	3,520,576	9,935,428	182.21
KAYU BULAT	1,403	135,738	9,574.84	5,823	20,387	250.11
JAPAN	465	1	-99.78	1,200	1	-99.92
HONG KONG	0	1	-	0	6	-
KOREA, REPUBLIC OF	0	12,523	-	0	752	-
SINGAPORE	1	4	300.00	5	35	600.00
MALAYSIA	0	123,208	-	0	19,588	-
VIET NAM	7	0	-100.00	55	0	-100.00

TABEL 5. PERKEMBANGAN EKSPOR INDONESIA MENURUT KOMODITI DAN NEGARA TUJUAN

JENIS BARANG	BERAT BERSIH (KG)		PERUB	NILAI FOB (US \$)		PERUB
	JAN-JUN 2008	JAN-JUN 2009	%	JAN-JUN 2008	JAN-JUN 2009	%
(1)	(2)	(3)	(4)	(5)	(6)	(7)
UNITED ARAB EMIRATES	0	1	-	0	5	-
AUSTRALIA	930	0	-100.00	4,563	0	-100.00
UDANG SEGAR/BEKU	74,860,850	60,240,828	-19.53	512,817,082	391,820,827	-23.59
JAPAN	19,278,371	17,785,824	-7.74	161,987,646	145,767,241	-10.01
HONG KONG	2,053,063	1,906,805	-7.12	10,429,650	7,536,684	-27.74
KOREA, REPUBLIC OF	309,712	388,800	25.54	2,247,844	2,069,633	-7.93
TAIWAN	1,363,556	901,775	-33.87	4,227,349	2,386,100	-43.56
CHINA	3,839,862	1,156,539	-69.88	11,088,849	5,338,065	-51.86
MACAU	8,304	4,825	-41.90	8,512	5,002	-41.24
THAILAND	116,854	22,550	-80.70	704,353	184,622	-73.79
SINGAPORE	1,051,976	1,469,124	39.65	3,162,042	3,279,822	3.72
PHILIPPINES	8,564	31,151	263.74	72,936	46,594	-36.12
MALAYSIA	2,563,115	1,640,398	-36.00	3,258,642	1,853,928	-43.11
CAMBODIA	150	0	-100.00	10	0	-100.00
BRUNEI DARUSSALAM	5,486	47	-99.14	68,225	1,240	-98.18
VIET NAM	396,983	470,649	18.56	3,897,166	2,840,224	-27.12
INDIA	0	12,420	-	0	122,318	-
PAKISTAN	25	0	-100.00	32	0	-100.00
SRI LANKA	0	400	-	0	1,325	-
IRAN (ISLAMIC REPUBLIC OF)	0	2,245	-	0	1,618	-
ISRAEL	0	4,627	-	0	22,383	-
KUWAIT	0	2,021	-	0	2,639	-
JORDAN	0	325	-	0	807	-
LEBANON	0	33,719	-	0	140,930	-
SYRIA ARAB REPUBLIC	101	183	81.19	977	85	-91.30
TURKEY	37,232	22,287	-40.14	48,401	128,962	166.44
UNITED ARAB EMIRATES	170,033	52,253	-69.27	746,430	413,742	-44.57
CYPRUS	27,489	82,051	198.49	213,491	224,746	5.27
EGYPT	314,748	302,604	-3.86	1,946,083	2,130,234	9.46
MOROCCO	0	8,720	-	0	37,496	-
REUNION	177,492	117,893	-33.58	1,577,633	925,103	-41.36
SOUTH AFRICA	531	1,283	141.62	1,495	3,207	114.52
MAURITIUS	50,929	41,484	-18.55	319,244	301,070	-5.69
AUSTRALIA	281,863	248,191	-11.95	1,571,009	2,018,549	28.49
NEW ZEALAND	17,078	12,681	-25.75	95,930	62,271	-35.09
GUAM	660	0	-100.00	21,545	0	-100.00
AMERICAN SAMOA	5	0	-100.00	5	0	-100.00
UNITED STATES	31,892,857	24,359,155	-23.62	233,762,493	162,243,137	-30.59
CANADA	232,265	159,337	-31.40	1,312,149	840,179	-35.97
SURINAME	0	33	-	0	161	-
VENEZUELA	0	295	-	0	526	-
PERU	50	600	1,100.00	102	1,546	1,415.69
TRINIDAD AND TOBAGO	16,798	0	-100.00	112,030	0	-100.00
PUERTO RICO	564,343	785,043	39.11	3,696,477	4,739,458	28.22
UNITED KINGDOM	3,027,685	2,349,315	-22.41	20,611,606	14,559,889	-29.36
NETHERLANDS	492,526	1,072,564	117.77	3,072,239	5,044,874	64.21
FRANCE	153,520	1,077,739	602.02	1,150,197	6,578,928	471.98
GERMANY, FED. REP. OF	1,087,597	400,788	-63.15	7,738,159	2,591,407	-66.51
AUSTRIA	0	2,708	-	0	4,566	-
BELGIUM	4,157,763	1,803,254	-56.63	27,901,778	11,720,709	-57.99
SWITZERLAND	66,712	111,888	67.72	422,321	738,156	74.79
DENMARK	105,050	65,473	-37.67	783,516	369,231	-52.88
NORWAY	224	2,390	966.96	168	4,478	2,565.48
SWEDEN	43,665	52,211	19.57	415,654	455,778	9.65
FINLAND	0	662	-	0	1,615	-
IRELAND	15,375	942	-93.87	244,715	2,358	-99.04
ITALY	769,463	1,088,171	41.42	2,826,911	3,181,926	12.56
SPAIN	18,478	21,535	16.54	99,930	107,411	7.49
PORTUGAL	26,728	93,675	250.48	82,337	388,490	371.83
ICELAND	0	16,344	-	0	126,371	-
GREECE	11,209	11,191	-0.16	66,008	27,877	-57.77
HUNGARY	490	478	-2.45	879	658	-25.14
POLAND	174	2,507	1,340.80	379	4,882	1,188.13
ROMANIA	0	594	-	0	1,236	-
UKRAINE	14,710	657	-95.53	92,172	1,299	-98.59
LITHUANIA	0	371	-	0	543	-
ESTONIA	0	153	-	0	145	-
CZECH REPUBLIC	0	421	-	0	3,019	-
RUSSIA FEDERATION	88,986	36,460	-59.03	729,363	233,334	-68.01
TEH	43,095,247	43,019,979	-0.17	61,061,233	67,137,734	9.95
JAPAN	609,880	786,597	28.98	935,802	1,574,589	68.26
HONG KONG	24,751	41,015	65.71	14,611	24,608	68.42
KOREA, REPUBLIC OF	11,938	277	-97.68	19,868	611	-96.92

TABEL 5. PERKEMBANGAN EKSPOR INDONESIA MENURUT KOMODITI DAN NEGARA TUJUAN

JENIS BARANG	BERAT BERSIH (KG)		PERUB	NILAI FOB (US \$)		PERUB
	JAN-JUN 2008	JAN-JUN 2009	%	JAN-JUN 2008	JAN-JUN 2009	%
(1)	(2)	(3)	(4)	(5)	(6)	(7)
TAIWAN	487,798	187,096	-61.64	562,833	274,673	-51.20
CHINA	200,610	116,180	-42.09	204,282	184,246	-9.81
PAPUA NEW GUINEA	0	10,080	-	0	21,192	-
THAILAND	0	1,200	-	0	1,624	-
SINGAPORE	294,459	344,202	16.89	408,520	542,568	32.81
MALAYSIA	3,926,853	3,747,326	-4.57	5,674,775	5,159,493	-9.08
BRUNEI DARUSSALAM	3,893	625	-83.95	4,645	405	-91.28
MALDIVES	154	0	-100.00	409	0	-100.00
INDIA	2,052,610	1,268,239	-38.21	2,464,112	2,078,841	-15.64
PAKISTAN	6,350,596	6,183,613	-2.63	10,749,971	11,098,129	3.24
SRI LANKA	215,240	87,880	-59.17	352,024	178,581	-49.27
AFGHANISTAN	354,615	149,030	-57.97	485,845	172,024	-64.59
IRAN (ISLAMIC REPUBLIC OF)	0	9,600	-	0	21,590	-
SAUDI ARABIA	183,312	167,837	-8.44	283,152	272,797	-3.66
ISRAEL	200,240	233,240	16.48	277,252	361,457	30.37
JORDAN	10,600	0	-100.00	13,752	0	-100.00
SYRIA ARAB REPUBLIC	8,000	0	-100.00	15,040	0	-100.00
TURKEY	265,720	217,040	-18.32	440,792	376,064	-14.68
UNITED ARAB EMIRATES	2,697,511	2,478,510	-8.12	3,480,075	3,643,478	4.70
EGYPT	667,980	431,560	-35.39	1,058,130	725,447	-31.44
SOMALIA	0	18,575	-	0	11,713	-
KENYA	234,000	295,200	26.15	140,400	248,510	77.00
DJIBOUTI	184,394	70,469	-61.78	120,778	63,458	-47.46
SOUTH AFRICA	202,680	96,000	-52.63	436,396	214,760	-50.79
AUSTRALIA	313,116	219,390	-29.93	464,736	388,502	-16.40
NEW ZEALAND	318,083	267,564	-15.88	362,674	286,587	-20.98
VANUATU	113	0	-100.00	171	0	-100.00
FIJI	64,560	86,000	33.21	88,849	137,520	54.78
SAMOA	1,850	4,132	123.35	2,800	7,500	167.86
UNITED STATES	2,806,367	3,854,134	37.34	3,833,898	5,733,680	49.55
CANADA	391,277	192,668	-50.76	540,304	266,615	-50.65
SURINAME	0	434	-	0	2,067	-
CHILE	305,060	227,040	-25.58	492,986	392,574	-20.37
PUERTO RICO	0	540	-	0	864	-
UNITED KINGDOM	4,397,972	4,607,551	4.77	6,271,182	7,443,399	18.69
NETHERLANDS	1,744,591	1,709,814	-1.99	2,513,544	2,640,584	5.05
FRANCE	15,106	0	-100.00	43,303	0	-100.00
GERMANY, FED. REP. OF	3,779,674	3,985,697	5.45	4,470,613	5,159,124	15.40
BELGIUM	0	22,152	-	0	18,330	-
SWITZERLAND	327	0	-100.00	755	0	-100.00
DENMARK	37,600	9,400	-75.00	67,436	14,720	-78.17
SWEDEN	10,400	0	-100.00	10,483	0	-100.00
ITALY	15,569	0	-100.00	34,559	0	-100.00
POLAND	1,611,166	1,406,816	-12.68	2,527,905	2,325,836	-7.99
KAZAKHSTAN	72,000	47,040	-34.67	96,231	70,291	-26.96
KYRGYZSTAN	59,475	120,980	103.41	111,156	208,890	87.93
UKRAINE	329,767	916,033	177.78	427,334	1,340,361	213.66
UZBEKISTAN	0	21,000	-	0	31,080	-
LATVIA	98,448	35,676	-63.76	166,041	61,820	-62.77
CZECH REPUBLIC	1,921	0	-100.00	17,981	0	-100.00
RUSSIA FEDERATION	7,532,971	8,344,527	10.77	10,372,828	13,356,532	28.76
-LADA HITAM	23,662,527	18,245,101	-22.89	69,592,890	37,918,984	-45.51
JAPAN	220,184	203,916	-7.39	880,943	708,672	-19.56
HONG KONG	46,478	59,448	27.91	157,591	132,366	-16.01
KOREA, REPUBLIC OF	148,000	120,000	-18.92	541,345	296,775	-45.18
TAIWAN	61,500	200,000	225.20	99,900	414,685	315.10
CHINA	30,000	0	-100.00	108,995	0	-100.00
SINGAPORE	1,068,365	385,955	-63.87	2,690,942	733,730	-72.73
PHILIPPINES	136,341	118,320	-13.22	25,897	32,918	27.11
MALAYSIA	26,731	53,518	100.21	87,283	107,625	23.31
NEPAL	140,400	0	-100.00	481,409	0	-100.00
VIET NAM	1,608,330	2,281,575	41.86	5,209,100	5,118,573	-1.74
INDIA	3,066,500	3,137,010	2.30	10,202,364	6,751,872	-33.82
PAKISTAN	45,000	0	-100.00	143,400	0	-100.00
TURKEY	0	181,998	-	0	319,974	-
BENIN	19,050	0	-100.00	55,245	0	-100.00
SOUTH AFRICA	28,657	9,011	-68.56	13,378	6,549	-51.05
AUSTRALIA	239,791	150,000	-37.45	928,512	363,410	-60.86
UNITED STATES	14,967,755	10,258,363	-31.46	41,931,270	20,449,621	-51.23
CANADA	50,035	75,000	49.90	168,492	148,884	-11.64
MEXICO	0	2,673	-	0	3,150	-
JAMAICA	0	25,000	-	0	57,929	-
DOMINICAN REPUBLIC	4,685	10,589	126.02	15,750	12,371	-21.45
NETHERLANDS	742,000	178,501	-75.94	2,617,416	372,158	-85.78

TABEL 5. PERKEMBANGAN EKSPOR INDONESIA MENURUT KOMODITI DAN NEGARA TUJUAN

JENIS BARANG	BERAT BERSIH (KG)		PERUB	NILAI FOB (US \$)		PERUB
	JAN-JUN 2008	JAN-JUN 2009	%	JAN-JUN 2008	JAN-JUN 2009	%
(1)	(2)	(3)	(4)	(5)	(6)	(7)
FRANCE	329,677	123,925	-62.41	1,134,367	276,569	-75.62
GERMANY, FED. REP. OF	132,375	150,000	13.31	437,921	446,776	2.02
BELGIUM	3,054	30,000	882.32	7,375	100,050	1,256.61
ITALY	61,000	63,000	3.28	226,804	145,652	-35.78
SPAIN	0	30,000	-	0	70,800	-
PORTUGAL	2,518	15,000	495.71	5,263	38,565	632.76
BULGARIA	34,949	32,299	-7.58	82,163	50,810	-38.16
UKRAINE	13,000	0	-100.00	48,750	0	-100.00
RUSSIA FEDERATION	436,152	350,000	-19.75	1,291,015	758,500	-41.25
-LADA PUTIH	9,651,648	5,488,358	-43.14	46,536,769	20,913,438	-55.06
JAPAN	855,090	315,000	-63.16	4,205,067	1,290,565	-69.31
HONG KONG	15,999	16,000	0.01	88,450	55,680	-37.05
KOREA, REPUBLIC OF	16,765	12,494	-25.48	66,175	43,350	-34.49
TAIWAN	121,000	145,022	19.85	490,195	508,633	3.76
CHINA	34,000	0	-100.00	177,750	0	-100.00
SINGAPORE	1,933,197	1,068,520	-44.73	9,450,581	3,838,193	-59.39
PHILIPPINES	2,794	9,337	234.18	7,098	27,210	283.35
MALAYSIA	228,031	231,702	1.61	1,114,800	926,439	-16.90
VIET NAM	623,000	558,500	-10.35	3,024,566	2,183,217	-27.82
INDIA	372,600	121,500	-67.39	1,748,690	430,113	-75.40
PAKISTAN	3,688	1,352	-63.34	9,029	2,002	-77.83
NIGERIA	300	0	-100.00	2,100	0	-100.00
SOUTH AFRICA	233,000	0	-100.00	594,760	0	-100.00
AUSTRALIA	119,000	85,000	-28.57	608,155	339,940	-44.10
UNITED STATES	2,145,000	1,071,497	-50.05	11,212,425	4,253,148	-62.07
CANADA	58,101	51,068	-12.10	303,136	206,625	-31.84
MEXICO	0	2,991	-	0	3,525	-
DOMINICAN REPUBLIC	19,511	0	-100.00	68,370	0	-100.00
UNITED KINGDOM	31,000	31,000	0.00	160,700	118,465	-26.28
NETHERLANDS	1,312,000	733,379	-44.10	6,355,621	2,871,952	-54.81
FRANCE	32,000	105,000	228.13	147,760	388,631	163.02
GERMANY, FED. REP. OF	1,141,002	851,996	-25.33	5,082,175	3,121,155	-38.59
BELGIUM	204,000	32,000	-84.31	987,086	112,625	-88.59
DENMARK	0	15,000	-	0	58,500	-
ITALY	66,000	30,000	-54.55	228,837	133,470	-41.67
SPAIN	49,000	0	-100.00	256,330	0	-100.00
PORTUGAL	20,570	0	-100.00	83,288	0	-100.00
BULGARIA	15,000	0	-100.00	63,625	0	-100.00
-KAYU MANIS DAN BUNGANYA	16,071,697	12,232,194	-23.89	13,955,053	9,951,124	-28.69
JAPAN	2,850	850	-70.18	4,451	1,160	-73.94
KOREA, REPUBLIC OF	121,452	150,594	23.99	91,501	126,327	38.06
TAIWAN	260	468	80.00	100	113	13.00
CHINA	0	166,450	-	0	96,055	-
THAILAND	1,124,356	601,503	-46.50	1,082,407	520,808	-51.88
SINGAPORE	340,457	219,211	-35.61	266,612	163,197	-38.79
PHILIPPINES	385	141	-63.38	952	443	-53.47
MALAYSIA	724,126	549,067	-24.18	698,322	445,949	-36.14
VIET NAM	9,000	36,000	300.00	8,010	21,600	169.66
MALDIVES	291	844	190.03	515	1,826	254.56
INDIA	378,487	170,499	-54.95	348,091	131,835	-62.13
IRAN (ISLAMIC REPUBLIC OF)	0	10,000	-	0	6,000	-
SAUDI ARABIA	10,000	0	-100.00	9,690	0	-100.00
ISRAEL	69,000	32,584	-52.78	44,896	29,398	-34.52
JORDAN	15,747	15,799	0.33	17,539	10,057	-42.66
LEBANON	0	13,000	-	0	11,800	-
YEMEN	6,850	0	-100.00	3,768	0	-100.00
OMAN	12,450	0	-100.00	6,583	0	-100.00
SYRIA ARAB REPUBLIC	140,550	45,433	-67.67	95,493	34,864	-63.49
TURKEY	102,000	172,585	69.20	39,372	89,907	128.35
UNITED ARAB EMIRATES	308,517	387,142	25.48	179,522	201,887	12.46
EGYPT	35,090	70,639	101.31	29,713	62,122	109.07
LIBYAN ARAB JAMAHIRIYA	20,000	61,999	210.00	18,400	60,159	226.95
MOROCCO	389,500	0	-100.00	236,549	0	-100.00
TUNISIA	40,000	0	-100.00	41,979	0	-100.00
ALGERIA	161,870	241,469	49.17	163,626	192,731	17.79
REUNION	280	0	-100.00	133	0	-100.00
SOUTH AFRICA	56,529	20,000	-64.62	56,410	11,000	-80.50
MAURITIUS	6,009	31,498	424.18	4,815	26,700	454.52
AUSTRALIA	18,252	19,807	8.52	26,850	22,649	-15.65
NEW ZEALAND	0	17	-	0	286	-
UNITED STATES	6,833,414	5,863,835	-14.19	6,178,990	5,041,295	-18.41
CANADA	255,596	146,129	-42.83	227,285	128,863	-43.30
MEXICO	18,000	68,000	277.78	14,400	35,903	149.33

TABEL 5. PERKEMBANGAN EKSPOR INDONESIA MENURUT KOMODITI DAN NEGARA TUJUAN

JENIS BARANG	BERAT BERSIH (KG)		PERUB	NILAI FOB (US \$)		PERUB
	JAN-JUN 2008	JAN-JUN 2009	%	JAN-JUN 2008	JAN-JUN 2009	%
(1)	(2)	(3)	(4)	(5)	(6)	(7)
GUATEMALA	0	1,294	-	0	1,672	-
PANAMA	10,000	35,000	250.00	17,350	34,575	99.28
SURINAME	207	358	72.95	810	1,880	132.10
CHILE	0	7,650	-	0	1,771	-
VENEZUELA	308,161	135,900	-55.90	266,535	119,071	-55.33
ARGENTINA	73	4,162	5,601.37	202	2,980	1,375.25
BRAZIL	642,503	368,440	-42.66	505,417	269,416	-46.69
COLOMBIA	46,000	0	-100.00	28,830	0	-100.00
DOMINICAN REPUBLIC	694,408	719,941	3.68	494,469	500,387	1.20
DOMINICA	72,000	0	-100.00	17,280	0	-100.00
UNITED KINGDOM	23,000	10,625	-53.80	18,490	5,534	-70.07
NETHERLANDS	1,045,383	380,271	-63.62	799,790	243,576	-69.55
FRANCE	458,223	458,524	0.07	421,561	406,045	-3.68
GERMANY, FED. REP. OF	493,850	252,768	-48.82	485,146	235,886	-51.38
AUSTRIA	46	0	-100.00	144	0	-100.00
BELGIUM	286,000	75,270	-73.68	261,000	50,921	-80.49
NORWAY	0	18,000	-	0	14,985	-
SWEDEN	13,714	9,163	-33.19	19,623	12,075	-38.47
ITALY	72,920	25,933	-64.44	86,560	33,291	-61.54
SPAIN	97,000	52,250	-46.13	66,038	40,519	-38.64
PORTUGAL	136,000	141,314	3.91	154,462	179,035	15.91
GREECE	275,190	212,094	-22.93	266,918	175,938	-34.09
POLAND	99,681	130,000	30.42	71,971	81,328	13.00
ROMANIA	0	1,000	-	0	1,450	-
BULGARIA	0	10,499	-	0	7,125	-
UKRAINE	0	17,584	-	0	9,204	-
LITHUANIA	0	828	-	0	790	-
CROATIA	0	14,764	-	0	11,781	-
RUSSIA FEDERATION	96,020	52,999	-44.80	75,483	34,955	-53.69
-BIJI PALA & BUNGANYA DAN KAPU	8,924,636	9,618,583	7.78	29,602,495	27,102,121	-8.45
JAPAN	288,161	298,091	3.45	2,083,838	2,166,629	3.97
HONG KONG	11	20,685	187,945.45	47	98,521	209,519.15
KOREA, REPUBLIC OF	202,745	167,397	-17.43	335,255	304,762	-9.10
TAIWAN	598	51,458	8,505.02	1,503	41,887	2,686.89
CHINA	18,477	38,035	105.85	10,324	36,700	255.48
THAILAND	99,997	73,754	-26.24	463,441	403,777	-12.87
SINGAPORE	575,433	307,223	-46.61	3,150,679	1,802,755	-42.78
PHILIPPINES	24,106	37,517	55.63	75,876	95,844	26.32
MALAYSIA	459,863	327,939	-28.69	1,471,761	375,433	-74.49
MYANMAR (FORM. BURMA)	6,247	0	-100.00	21,106	0	-100.00
VIET NAM	3,041,781	4,789,695	57.46	5,166,712	7,247,005	40.26
MALDIVES	121	0	-100.00	163	0	-100.00
INDIA	457,374	444,199	-2.88	1,546,760	1,422,535	-8.03
PAKISTAN	89,701	77,723	-13.35	471,672	416,978	-11.60
BANGLADESH	51,198	76,565	49.55	270,648	488,436	80.47
AFGHANISTAN	8,000	0	-100.00	64,000	0	-100.00
SAUDI ARABIA	0	18,141	-	0	12,210	-
KUWAIT	0	1,555	-	0	5,450	-
JORDAN	3,275	5,916	80.64	8,115	7,357	-9.34
LEBANON	0	13,499	-	0	58,675	-
YEMEN	3,146	0	-100.00	9,778	0	-100.00
UNITED ARAB EMIRATES	138,411	35,988	-74.00	427,784	49,868	-88.34
EGYPT	2,807	0	-100.00	6,953	0	-100.00
MOROCCO	65,326	57,232	-12.39	238,800	287,139	20.24
GHANA	15,000	14,999	-0.01	78,750	81,750	3.81
NIGERIA	46,738	27,949	-40.20	171,800	93,060	-45.83
BENIN	39,851	18,000	-54.83	11,238	14,400	28.14
SOUTH AFRICA	0	14,500	-	0	92,800	-
AUSTRALIA	70,139	112,313	60.13	270,555	455,250	68.27
UNITED STATES	688,971	597,486	-13.28	2,331,706	2,213,404	-5.07
CANADA	27,950	46,284	65.60	88,139	144,577	64.03
MEXICO	11,821	15,057	27.38	8,827	21,556	144.21
CHILE	14,168	0	-100.00	67,315	0	-100.00
ARGENTINA	216,210	140,957	-34.81	305,539	321,773	5.31
BRAZIL	31,040	37,151	19.69	145,474	65,745	-54.81
DOMINICAN REPUBLIC	20,355	26,767	31.50	72,125	71,944	-0.25
UNITED KINGDOM	1,250	4,953	296.24	3,035	9,602	216.38
NETHERLANDS	1,020,465	675,482	-33.81	4,182,387	2,965,998	-29.08
FRANCE	22,999	41,023	78.37	177,680	301,684	69.79
GERMANY, FED. REP. OF	284,197	360,274	26.77	1,515,270	1,783,242	17.68
AUSTRIA	16	0	-100.00	53	0	-100.00
BELGIUM	423,834	325,478	-23.21	2,307,483	1,635,610	-29.12
SWITZERLAND	1	0	-100.00	1	0	-100.00
ITALY	225,729	134,500	-40.42	1,161,710	787,667	-32.20

TABEL 5. PERKEMBANGAN EKSPOR INDONESIA MENURUT KOMODITI DAN NEGARA TUJUAN

JENIS BARANG	BERAT BERSIH (KG)		PERUB	NILAI FOB (US \$)		PERUB
	JAN-JUN 2008	JAN-JUN 2009	%	JAN-JUN 2008	JAN-JUN 2009	%
	(1)	(2)	(3)	(4)	(5)	(6)
SPAIN	103,475	85,299	-17.57	503,265	389,632	-22.58
PORTUGAL	0	14,500	-	0	53,938	-
UKRAINE	28,500	0	-100.00	91,370	0	-100.00
RUSSIA FEDERATION	95,149	82,999	-12.77	283,558	276,528	-2.48
-PANILI	73,449	83,728	13.99	879,993	864,561	-1.75
JAPAN	281	100	-64.41	4,770	3,435	-27.99
HONG KONG	155	25	-83.87	1,580	622	-60.63
TAIWAN	0	49	-	0	105	-
CHINA	950	3,901	310.63	22,704	53,545	135.84
SINGAPORE	471	7,935	1,584.71	2,190	90,923	4,051.74
MALAYSIA	3,458	2,646	-23.48	9,804	4,129	-57.88
TURKEY	0	183	-	0	5,576	-
AUSTRALIA	402	703	74.88	9,576	15,029	56.94
NEW ZEALAND	0	204	-	0	5,316	-
UNITED STATES	50,707	34,617	-31.73	490,058	395,579	-19.28
CANADA	1	0	-100.00	2	0	-100.00
MEXICO	50	0	-100.00	200	0	-100.00
DOMINICA	270	150	-44.44	8,120	3,473	-57.23
UNITED KINGDOM	2,157	824	-61.80	49,423	18,689	-62.19
NETHERLANDS	10,000	29,687	196.87	205,000	218,707	6.69
GERMANY, FED. REP. OF	4,547	2,601	-42.80	76,566	45,828	-40.15
SWITZERLAND	0	103	-	0	3,605	-
-LAINNYA	8,459,414	7,850,898	-7.19	10,724,871	9,461,305	-11.78
JAPAN	252,173	256,924	1.88	291,963	524,647	79.70
HONG KONG	18,207	15,929	-12.51	118,522	90,146	-23.94
KOREA, REPUBLIC OF	18,068	2,012	-88.86	29,593	6,729	-77.26
TAIWAN	37,605	166,549	342.89	88,173	397,982	351.36
CHINA	139,458	24,224	-82.63	27,540	8,546	-68.97
THAILAND	23,042	19,985	-13.27	77,203	96,085	24.46
SINGAPORE	666,356	525,257	-21.17	930,764	267,935	-71.21
PHILIPPINES	50,819	122	-99.76	18,581	384	-97.93
MALAYSIA	1,539,619	565,490	-63.27	1,074,826	743,101	-30.86
MYANMAR (FORM. BURMA)	6,738	0	-100.00	22,763	0	-100.00
BRUNEI DARUSSALAM	21,924	5,840	-73.36	55,086	7,683	-86.05
NEPAL	12,042	0	-100.00	12,100	0	-100.00
VIET NAM	1,046,663	1,011,293	-3.38	1,245,333	1,073,135	-13.83
MALDIVES	21	0	-100.00	86	0	-100.00
INDIA	1,245,968	1,630,599	30.87	2,211,601	1,758,946	-20.47
PAKISTAN	370,031	27,270	-92.63	213,597	40,028	-81.26
BANGLADESH	879,956	2,199,920	150.00	386,801	946,500	144.70
IRAN (ISLAMIC REPUBLIC OF)	0	20,000	-	0	155,635	-
SAUDI ARABIA	428,530	392,101	-8.50	685,835	786,300	14.65
ISRAEL	10,000	36,350	263.50	2,300	13,965	507.17
KUWAIT	0	6,492	-	0	22,753	-
JORDAN	37,160	32,683	-12.05	32,820	10,859	-66.91
YEMEN	18,114	0	-100.00	53,325	0	-100.00
SYRIA ARAB REPUBLIC	147,050	101,564	-30.93	37,460	39,448	5.31
UNITED ARAB EMIRATES	372,022	97,893	-73.69	246,505	109,734	-55.48
BAHRAIN	8,000	0	-100.00	1,200	0	-100.00
EGYPT	282,670	23,832	-91.57	165,812	20,466	-87.66
MOROCCO	0	18,767	-	0	34,750	-
TOGO	24,143	0	-100.00	86,195	0	-100.00
SOUTH AFRICA	48,520	7,920	-83.68	15,158	3,485	-77.01
AUSTRALIA	36,044	46,547	29.14	129,186	116,111	-10.12
NEW ZEALAND	4,020	1,899	-52.76	33,412	10,308	-69.15
MICRONESIA, FEDERATED STATES	94	0	-100.00	154	0	-100.00
EAST TIMOR	0	340	-	0	126	-
UNITED STATES	279,517	226,326	-19.03	1,257,774	838,820	-33.31
CANADA	9,385	141	-98.50	5,717	464	-91.88
MEXICO	4,178	3,185	-23.77	3,120	3,930	25.96
ARGENTINA	0	1,140	-	0	2,897	-
BRAZIL	21,582	23,785	10.21	109,518	131,227	19.82
UNITED KINGDOM	26,149	4,296	-83.57	89,716	9,529	-89.38
NETHERLANDS	218,902	176,960	-19.16	244,694	210,926	-13.80
FRANCE	36,766	138,404	276.45	274,459	899,142	227.61
GERMANY, FED. REP. OF	19,482	22,630	16.16	18,343	61,317	234.28
AUSTRIA	143	0	-100.00	453	0	-100.00
BELGIUM	25,013	4,998	-80.02	20,262	6,944	-65.73
SWITZERLAND	809	94	-88.38	2,838	678	-76.11
ITALY	201	1,023	408.96	632	3,852	509.49
SPAIN	46,521	0	-100.00	376,688	0	-100.00
PORTUGAL	1,441	0	-100.00	3,013	0	-100.00
GREECE	3	0	-100.00	9	0	-100.00

TABEL 5. PERKEMBANGAN EKSPOR INDONESIA MENURUT KOMODITI DAN NEGARA TUJUAN

JENIS BARANG	BERAT BERSIH (KG)		PERUB	NILAI FOB (US \$)		PERUB
	JAN-JUN 2008	JAN-JUN 2009	%	JAN-JUN 2008	JAN-JUN 2009	%
(1)	(2)	(3)	(4)	(5)	(6)	(7)
POLAND	11,533	0	-100.00	5,353	0	-100.00
UKRAINE	8,050	10,114	25.64	16,076	5,792	-63.97
LATVIA	4,674	0	-100.00	2,283	0	-100.00
CROATIA	8	0	-100.00	29	0	-100.00
TEBAKAU	12,429,033	20,161,296	62.21	34,349,358	58,955,872	71.64
JAPAN	20,380	30,000	47.20	41,595	60,000	44.25
KOREA, REPUBLIC OF	0	97,200	-	0	68,040	-
TAIWAN	0	207,000	-	0	4,910	-
CHINA	153,760	413,924	169.20	1,077,983	2,294,238	112.83
SINGAPORE	554	252,142	45,413.00	556	1,146,331	206,074.64
PHILIPPINES	1,201,835	949,890	-20.96	2,623,502	1,862,965	-28.99
MALAYSIA	1,019,454	2,271,186	122.78	2,824,757	9,732,857	244.56
CAMBODIA	0	57,600	-	0	8,064	-
VIET NAM	399,968	9,999	-97.50	353,620	10,250	-97.10
SRI LANKA	267,378	153,869	-42.45	4,099,085	2,515,198	-38.64
YEMEN	9	0	-100.00	60	0	-100.00
UNITED ARAB EMIRATES	187,800	0	-100.00	441,810	0	-100.00
EGYPT	282,400	2,352,914	733.18	379,802	4,930,416	1,198.15
MOROCCO	0	71,280	-	0	74,844	-
TUNISIA	19,800	119,800	505.05	69,696	322,670	362.97
ALGERIA	0	90,000	-	0	72,000	-
CAMEROON	0	34,560	-	0	13,133	-
SENEGAL	0	40,014	-	0	62,022	-
MAURITANIA	0	20,000	-	0	75,600	-
GAMBIA	0	10,000	-	0	24,800	-
SOUTH AFRICA	179,199	456,771	154.90	284,122	1,617,152	469.18
AUSTRALIA	76,800	185,245	141.20	449,280	404,190	-10.04
UNITED STATES	1,922,052	2,192,833	14.09	2,201,219	4,014,380	82.37
HONDURAS	77,610	18,030	-76.77	301,729	135,054	-55.24
NICARAGUA	144,821	233,319	61.11	492,591	1,753,928	256.06
CHILE	0	57,600	-	0	20,160	-
BRAZIL	5	0	-100.00	7	0	-100.00
PARAGUAY	136,620	120,000	-12.17	351,987	165,200	-53.07
PUERTO RICO	486,337	234,008	-51.88	974,380	573,333	-41.16
DOMINICAN REPUBLIC	231,834	179,933	-22.39	2,293,146	2,660,732	16.03
EL SALVADOR	0	9,000	-	0	71,211	-
UNITED KINGDOM	231,660	39,600	-82.91	393,822	134,640	-65.81
NETHERLANDS	539,116	1,123,425	108.38	1,386,492	3,183,565	129.61
FRANCE	174,916	567,415	224.39	472,164	1,449,076	206.90
GERMANY, FED. REP. OF	434,316	610,510	40.57	3,865,713	3,507,967	-9.25
BELGIUM	1,496,678	3,960,650	164.63	6,469,609	10,774,114	66.53
SWITZERLAND	62,940	46,436	-26.22	242,796	201,207	-17.13
DENMARK	0	195,963	-	0	630,864	-
IRELAND	0	257,400	-	0	846,450	-
ITALY	72,377	672,485	829.14	166,218	1,754,145	955.33
SPAIN	135,534	58,935	-56.52	346,865	491,072	41.57
GREECE	0	99,000	-	0	25,800	-
POLAND	0	120,000	-	0	194,000	-
UKRAINE	133,920	171,159	27.81	171,416	282,777	64.97
LITHUANIA	0	80,307	-	0	70,268	-
LATVIA	60,000	0	-100.00	43,200	0	-100.00
RUSSIA FEDERATION	2,278,960	1,289,894	-43.40	1,530,136	716,249	-53.19
BIJI COKLAT	193,771,375	172,197,000	-11.13	403,314,155	387,635,432	-3.89
JAPAN	38,475	310,000	705.72	117,429	792,339	574.74
KOREA, REPUBLIC OF	3	0	-100.00	17	0	-100.00
TAIWAN	1,258	0	-100.00	2,387	0	-100.00
CHINA	9,568,535	4,978,581	-47.97	19,678,383	10,819,549	-45.02
THAILAND	4,186,983	3,447,462	-17.66	8,003,139	7,711,953	-3.64
SINGAPORE	22,045,105	27,316,960	23.91	49,510,250	62,074,159	25.38
MALAYSIA	117,579,115	78,245,273	-33.45	238,203,694	177,779,948	-25.37
INDIA	150,000	1,000,000	566.67	244,975	2,078,460	748.44
SRI LANKA	15,000	0	-100.00	43,725	0	-100.00
UNITED ARAB EMIRATES	1	0	-100.00	1	0	-100.00
SUDAN	0	75,000	-	0	180,450	-
MAURITIUS	0	3,000,000	-	0	6,450,000	-
SAMOA	0	3,600	-	0	9,720	-
UNITED STATES	14,487,496	44,344,188	206.09	31,654,983	98,154,037	210.07
CANADA	6,000,000	0	-100.00	10,525,760	0	-100.00
MEXICO	25,000	0	-100.00	54,165	0	-100.00
BRAZIL	19,217,590	5,967,323	-68.95	44,295,235	13,189,394	-70.22
COSTA RICA	16,000	16,000	0.00	11,840	14,310	20.86
NETHERLANDS	50,069	1,474,488	2,844.91	111,154	3,399,120	2,958.03
FRANCE	61,706	0	-100.00	101,882	0	-100.00

TABEL 5. PERKEMBANGAN EKSPOR INDONESIA MENURUT KOMODITI DAN NEGARA TUJUAN

JENIS BARANG	BERAT BERSIH (KG)		PERUB	NILAI FOB (US \$)		PERUB
	JAN-JUN 2008	JAN-JUN 2009	%	JAN-JUN 2008	JAN-JUN 2009	%
(1)	(2)	(3)	(4)	(5)	(6)	(7)
GERMANY, FED. REP. OF	250,003	1,780,625	612.24	691,705	4,398,030	535.82
BELGIUM	0	12,500	-	0	50,938	-
SWITZERLAND	0	200,000	-	0	473,800	-
DENMARK	4	0	-100.00	11	0	-100.00
ITALY	32	25,000	78,025.00	112	59,225	52,779.46
SPAIN	79,000	0	-100.00	63,308	0	-100.00
-IKAN TONGKOL/TUNA	34,177,811	37,462,783	9.61	75,736,300	79,671,260	5.20
JAPAN	8,251,129	10,571,185	28.12	34,120,856	40,554,924	18.86
HONG KONG	1,420,052	751,748	-47.06	1,865,072	1,160,504	-37.78
KOREA, REPUBLIC OF	990,042	557,525	-43.69	1,856,377	1,014,813	-45.33
TAIWAN	1,270,441	1,953,798	53.79	2,068,714	2,894,915	39.94
CHINA	2,798,149	3,053,818	9.14	1,488,410	1,739,509	16.87
THAILAND	8,678,739	10,705,308	23.35	10,158,630	8,062,072	-20.64
SINGAPORE	882,884	922,872	4.53	1,974,751	2,011,337	1.85
PHILIPPINES	467,296	43,985	-90.59	305,129	37,744	-87.63
MALAYSIA	563,261	431,922	-23.32	1,047,755	544,601	-48.02
VIET NAM	3,991,641	2,807,104	-29.68	3,926,851	3,853,691	-1.86
SRI LANKA	95,555	118,369	23.88	117,309	117,945	0.54
IRAN (ISLAMIC REPUBLIC OF)	0	215,322	-	0	253,573	-
ISRAEL	141,724	200,627	41.56	214,031	270,705	26.48
KUWAIT	1,490	2,039	36.85	15,072	9,370	-37.83
JORDAN	613	900	46.82	7,020	10,530	50.00
LEBANON	7,946	14,342	80.49	31,503	52,787	67.56
OMAN	52,000	0	-100.00	57,450	0	-100.00
UNITED ARAB EMIRATES	28,583	52,123	82.36	86,658	188,709	117.76
EGYPT	394,739	844,000	113.81	347,495	704,022	102.60
LIBYAN ARAB JAMAHIRIYA	0	315,000	-	0	1,248,930	-
TUNISIA	0	266,127	-	0	284,279	-
REUNION	12,000	0	-100.00	54,960	0	-100.00
SOUTH AFRICA	260,000	7	-100.00	372,840	10	-100.00
MAURITIUS	68,256	54,051	-20.81	184,787	103,459	-44.01
AUSTRALIA	70,011	69,285	-1.04	218,249	138,276	-36.64
NEW ZEALAND	27,000	50,943	88.68	97,000	86,028	-11.31
EAST TIMOR	0	3,588	-	0	6,341	-
UNITED STATES	2,676,033	2,900,940	8.40	12,015,597	12,837,684	6.84
CANADA	82,396	20,361	-75.29	622,891	43,122	-93.08
MEXICO	106,338	550	-99.48	757,088	4,680	-99.38
PANAMA	0	28,000	-	0	20,200	-
PERU	0	51,405	-	0	75,016	-
PUERTO RICO	0	14,257	-	0	77,421	-
DOMINICAN REPUBLIC	0	22,803	-	0	25,083	-
UNITED KINGDOM	13,464	42,600	216.40	44,360	301,642	579.99
NETHERLANDS	272,599	62,706	-77.00	169,680	102,495	-39.60
FRANCE	15,898	8,857	-44.29	50,202	30,011	-40.22
GERMANY, FED. REP. OF	34,859	40,360	15.78	263,065	63,132	-76.00
AUSTRIA	11,691	24,220	107.17	11,691	24,220	107.17
BELGIUM	117,319	71,519	-39.04	354,771	335,045	-5.56
SWITZERLAND	0	1,210	-	0	5,738	-
FINLAND	16,080	30,239	88.05	207,774	89,820	-56.77
ITALY	241,427	19,999	-91.72	420,164	27,000	-93.57
GREECE	21,960	0	-100.00	42,608	0	-100.00
UKRAINE	5,199	318	-93.88	12,340	1,620	-86.87
SLOVENIA	0	24,630	-	0	24,630	-
RUSSIA FEDERATION	88,997	91,821	3.17	147,150	233,627	58.77
-UBUR-UBUR	5,008,098	2,454,662	-50.99	9,297,190	4,560,720	-50.95
JAPAN	1,224,783	816,408	-33.34	3,234,578	1,681,781	-48.01
HONG KONG	111,602	78,153	-29.97	383,194	247,624	-35.38
KOREA, REPUBLIC OF	386,978	376,773	-2.64	747,358	635,994	-14.90
TAIWAN	308,105	411,919	33.69	487,909	589,711	20.86
CHINA	182,798	90,809	-50.32	82,048	102,213	24.58
MACAU	338	0	-100.00	1,058	0	-100.00
THAILAND	44,977	578	-98.71	34,995	2,198	-93.72
SINGAPORE	77,750	12,581	-83.82	60,862	32,261	-46.99
MALAYSIA	156,372	39,530	-74.72	133,705	38,355	-71.31
VIET NAM	663,113	144,669	-78.18	420,924	151,974	-63.90
IRAN (ISLAMIC REPUBLIC OF)	369	10	-97.29	1,292	103	-92.03
SAUDI ARABIA	0	8,500	-	0	2,848	-
ISRAEL	6,816	862	-87.35	25,241	480	-98.10
KUWAIT	1,376	0	-100.00	1,713	0	-100.00
JORDAN	1,564	0	-100.00	3,531	0	-100.00
LEBANON	133	0	-100.00	659	0	-100.00
SYRIA ARAB REPUBLIC	182	0	-100.00	1,014	0	-100.00
TURKEY	2,935	0	-100.00	4,502	0	-100.00

TABEL 5. PERKEMBANGAN EKSPOR INDONESIA MENURUT KOMODITI DAN NEGARA TUJUAN

JENIS BARANG	BERAT BERSIH (KG)		PERUB	NILAI FOB (US \$)		PERUB
	JAN-JUN 2008	JAN-JUN 2009	%	JAN-JUN 2008	JAN-JUN 2009	%
(1)	(2)	(3)	(4)	(5)	(6)	(7)
UNITED ARAB EMIRATES	1,618	1,165	-28.00	1,445	2,245	55.36
CYPRUS	38	0	-100.00	378	0	-100.00
SOUTH AFRICA	114,013	59,771	-47.58	338,051	200,598	-40.66
MAURITIUS	129	120	-6.98	775	602	-22.32
AUSTRALIA	5,049	3,749	-25.75	18,726	14,592	-22.08
NEW ZEALAND	278	180	-35.25	569	283	-50.26
UNITED STATES	905,253	123,659	-86.34	1,977,611	289,530	-85.36
CANADA	179,051	154,419	-13.76	385,388	387,214	0.47
VENEZUELA	115	0	-100.00	134	0	-100.00
ARGENTINA	665	97	-85.41	1,600	800	-50.00
BRAZIL	2,528	0	-100.00	1,539	0	-100.00
PERU	314	0	-100.00	722	0	-100.00
DOMINICA	68	0	-100.00	879	0	-100.00
UNITED KINGDOM	91,467	17,952	-80.37	121,512	10,799	-91.11
NETHERLANDS	58,287	11,291	-80.63	103,578	11,063	-89.32
FRANCE	201,002	29,585	-85.28	314,403	34,669	-88.97
GERMANY, FED. REP. OF	101,081	24,225	-76.03	114,901	23,259	-79.76
AUSTRIA	5,789	740	-87.22	10,196	2,462	-75.85
BELGIUM	48,621	25,980	-46.57	125,246	49,819	-60.22
SWITZERLAND	2,347	408	-82.62	2,982	812	-72.77
DENMARK	7,933	107	-98.65	4,435	263	-94.07
NORWAY	781	0	-100.00	1,132	0	-100.00
SWEDEN	5,676	249	-95.61	6,768	432	-93.62
FINLAND	0	104	-	0	159	-
ITALY	58,251	14,982	-74.28	81,847	40,979	-49.93
SPAIN	6,299	10	-99.84	6,293	90	-98.57
PORTUGAL	3,358	0	-100.00	3,375	0	-100.00
GREECE	2,576	1,080	-58.07	5,744	1,260	-78.06
HUNGARY	3,498	93	-97.34	5,892	45	-99.24
POLAND	4,184	1,204	-71.22	3,645	1,040	-71.47
ROMANIA	410	0	-100.00	856	0	-100.00
BULGARIA	0	114	-	0	488	-
UKRAINE	1,681	0	-100.00	2,311	0	-100.00
LITHUANIA	2,552	0	-100.00	3,168	0	-100.00
ESTONIA	619	0	-100.00	768	0	-100.00
CROATIA	108	0	-100.00	1,335	0	-100.00
MALTA	27	0	-100.00	194	0	-100.00
CZECH REPUBLIC	2,526	1,852	-26.68	5,663	1,245	-78.02
RUSSIA FEDERATION	19,715	734	-96.28	18,546	430	-97.68
-KEPITING, KERANG-KERANGAN	27,868,502	22,645,856	-18.74	91,671,136	62,803,164	-31.49
JAPAN	737,840	585,622	-20.63	2,160,492	2,309,716	6.91
HONG KONG	2,452,876	915,153	-62.69	6,679,519	2,328,217	-65.14
KOREA, REPUBLIC OF	1,873,116	1,075,531	-42.58	4,427,170	3,202,458	-27.66
TAIWAN	1,210,115	2,615,992	116.18	1,727,044	4,477,168	159.24
CHINA	1,519,916	4,119,600	171.04	1,784,257	2,879,211	61.37
MACAU	5,267	8,498	61.34	5,361	8,802	64.19
THAILAND	356,861	613,373	71.88	655,798	403,106	-38.53
SINGAPORE	1,564,337	1,362,046	-12.93	3,784,681	3,677,795	-2.82
PHILIPPINES	1,102	6,876	523.96	31,737	39,116	23.25
MALAYSIA	2,355,069	1,502,310	-36.21	5,054,234	1,937,764	-61.66
VIET NAM	5,752,476	1,214,458	-78.89	4,261,363	1,045,777	-75.46
INDIA	511,187	154,347	-69.81	1,020,805	178,954	-82.47
SRI LANKA	0	92,500	-	0	12,950	-
SAUDI ARABIA	600	0	-100.00	244	0	-100.00
ISRAEL	49	0	-100.00	300	0	-100.00
LEBANON	0	33,651	-	0	114,528	-
TURKEY	34,029	137,377	303.71	45,580	224,097	391.66
UNITED ARAB EMIRATES	9,012	0	-100.00	16,410	0	-100.00
CYPRUS	46,103	164,414	256.62	98,834	457,642	363.04
EGYPT	118,853	51,465	-56.70	150,980	78,838	-47.78
GAMBIA	31,680	0	-100.00	30,096	0	-100.00
SOUTH AFRICA	7,105	9,083	27.84	19,600	12,070	-38.42
MAURITIUS	44,692	138,947	210.90	121,149	297,297	145.40
AUSTRALIA	118,547	202,898	71.15	772,195	732,872	-5.09
NEW ZEALAND	45	0	-100.00	222	0	-100.00
UNITED STATES	3,766,161	3,143,409	-16.54	43,597,339	25,980,177	-40.41
CANADA	162,129	155,519	-4.08	963,887	681,619	-29.28
MEXICO	144,042	207,701	44.19	321,250	384,354	19.64
HONDURAS	0	10,886	-	0	23,400	-
PANAMA	60,082	80,238	33.55	178,225	277,445	55.67
URUGUAY	0	27,976	-	0	12,589	-
PUERTO RICO	115,127	409,004	255.26	390,179	1,439,640	268.97
DOMINICAN REPUBLIC	7,715	0	-100.00	47,978	0	-100.00
MARTINIQUE	10,431	8,140	-21.96	24,248	13,884	-42.74

TABEL 5. PERKEMBANGAN EKSPOR INDONESIA MENURUT KOMODITI DAN NEGARA TUJUAN

JENIS BARANG	BERAT BERSIH (KG)		PERUB	NILAI FOB (US \$)		PERUB
	JAN-JUN 2008	JAN-JUN 2009	%	JAN-JUN 2008	JAN-JUN 2009	%
(1)	(2)	(3)	(4)	(5)	(6)	(7)
UNITED KINGDOM	43,784	18,860	-56.92	654,687	163,701	-75.00
NETHERLANDS	178,891	67,172	-62.45	1,039,734	476,988	-54.12
FRANCE	64,314	43,178	-32.86	116,433	124,327	6.78
GERMANY, FED. REP. OF	38,368	112,125	192.24	115,428	287,571	149.13
AUSTRIA	175	0	-100.00	300	0	-100.00
BELGIUM	54,070	85,548	58.22	120,653	344,553	185.57
SWITZERLAND	935	4,796	412.94	895	12,829	1,333.41
DENMARK	15	0	-100.00	15	0	-100.00
SWEDEN	43	0	-100.00	250	0	-100.00
ITALY	3,492,531	2,886,482	-17.35	8,516,109	7,181,949	-15.67
SPAIN	372,493	48,110	-87.08	1,067,680	109,970	-89.70
PORTUGAL	279,045	210,573	-24.54	770,426	486,599	-36.84
GREECE	263,049	0	-100.00	723,005	0	-100.00
ALBANIA	0	15,680	-	0	66,055	-
CROATIA	18,278	73,549	302.39	53,491	227,724	325.72
MALTA	9,602	32,769	241.27	23,775	89,412	276.08
RUSSIA FEDERATION	36,345	0	-100.00	97,078	0	-100.00
-BEKICOT	1,779,967	1,381,181	-22.40	4,968,284	3,700,316	-25.52
HONG KONG	515,423	350,652	-31.97	2,666,672	1,786,175	-33.02
KOREA, REPUBLIC OF	19,519	24,810	27.11	49,854	67,780	35.96
TAIWAN	733,769	565,998	-22.86	910,812	671,138	-26.31
CHINA	1,530	3,500	128.76	6,120	3,500	-42.81
MACAU	3,738	1,290	-65.49	3,798	1,290	-66.03
THAILAND	0	8,697	-	0	6,539	-
SINGAPORE	40,107	92,626	130.95	106,933	219,698	105.45
MALAYSIA	18,635	38,669	107.51	13,366	25,679	92.12
SOUTH AFRICA	125,297	54,932	-56.16	340,768	165,850	-51.33
AUSTRALIA	0	42	-	0	127	-
UNITED STATES	34,998	14,225	-59.35	101,365	44,677	-55.92
CANADA	182,390	130,744	-28.32	403,342	360,413	-10.64
MEXICO	9,569	0	-100.00	24,700	0	-100.00
FRANCE	70,994	94,996	33.81	253,854	347,450	36.87
BELGIUM	23,998	0	-100.00	86,700	0	-100.00
-IKAN LAINNYA	99,685,203	141,952,005	42.40	142,784,141	158,321,833	10.88
JAPAN	7,706,250	8,809,183	14.31	23,257,093	23,342,958	0.37
HONG KONG	5,912,728	5,105,196	-13.66	17,582,385	20,970,492	19.27
KOREA, REPUBLIC OF	4,024,768	5,267,219	30.87	5,519,821	7,002,072	26.85
TAIWAN	8,284,432	4,375,609	-47.18	5,618,321	6,673,825	18.79
CHINA	8,284,765	51,696,793	524.00	7,204,374	20,051,428	178.32
MACAU	3,476	1,879	-45.94	10,425	3,307	-68.28
THAILAND	11,334,361	13,605,858	20.04	12,115,556	8,719,753	-28.03
SINGAPORE	14,432,947	14,349,522	-0.58	20,227,873	20,361,822	0.66
PHILIPPINES	3,032,808	633,739	-79.10	1,314,883	1,119,236	-14.88
MALAYSIA	16,566,388	17,255,642	4.16	14,787,159	16,490,106	11.52
CAMBODIA	0	461	-	0	3,132	-
BRUNEI DARUSSALAM	135	15,658	11,498.52	6,330	43,531	587.69
VIET NAM	8,871,948	9,320,969	5.06	7,713,276	8,051,175	4.38
INDIA	53,881	0	-100.00	78,803	0	-100.00
PAKISTAN	8	286	3,475.00	15	1,266	8,340.00
BANGLADESH	0	15,610	-	0	4,671	-
SRI LANKA	154,383	519,158	236.28	211,071	845,812	300.72
IRAN (ISLAMIC REPUBLIC OF)	80,196	176,247	119.77	224,072	190,895	-14.81
SAUDI ARABIA	279,720	127,619	-54.38	482,211	101,533	-78.94
ISRAEL	328,540	320,156	-2.55	830,783	750,633	-9.65
KUWAIT	1,429	1,580	10.57	4,553	8,560	88.01
JORDAN	24,409	3,318	-86.41	31,476	9,379	-70.20
LEBANON	92,733	1,442	-98.44	85,277	867	-98.98
SYRIA ARAB REPUBLIC	7,866	10,574	34.43	11,992	23,459	95.62
TURKEY	29	479	1,551.72	400	3,112	678.00
UNITED ARAB EMIRATES	316,781	136,854	-56.80	604,577	274,625	-54.58
QATAR	1,517	153	-89.91	21,522	2,283	-89.39
BAHRAIN	193	56	-70.98	835	554	-33.65
CYPRUS	1,821	881	-51.62	9,354	1,645	-82.41
EGYPT	352,365	965,042	173.88	282,564	735,089	160.15
MOROCCO	108	160	48.15	445	320	-28.09
TUNISIA	0	482,392	-	0	510,766	-
ALGERIA	76,331	72,726	-4.72	113,282	86,065	-24.03
NAMIBIA	0	296,020	-	0	327,406	-
KENYA	0	40	-	0	683	-
REUNION	36,000	26,239	-27.11	174,600	112,354	-35.65
MOZAMBIQUE	303,770	531,177	74.86	383,801	675,804	76.08
TOGO	31,310	0	-100.00	36,764	0	-100.00
GHANA	1,176,000	255,446	-78.28	1,083,978	276,330	-74.51

TABEL 5. PERKEMBANGAN EKSPOR INDONESIA MENURUT KOMODITI DAN NEGARA TUJUAN

JENIS BARANG	BERAT BERSIH (KG)		PERUB	NILAI FOB (US \$)		PERUB
	JAN-JUN 2008	JAN-JUN 2009	%	JAN-JUN 2008	JAN-JUN 2009	%
(1)	(2)	(3)	(4)	(5)	(6)	(7)
ANGOLA	0	138,098	-	0	141,000	-
CONGO	15,500	0	-100.00	18,000	0	-100.00
SIERRA LEONE	0	21,000	-	0	19,000	-
BENIN	15,500	0	-100.00	18,200	0	-100.00
SOUTH AFRICA	26,761	8,281	-69.06	45,752	14,065	-69.26
MAURITIUS	272,903	334,113	22.43	369,056	563,141	52.59
AUSTRALIA	954,991	774,824	-18.87	2,262,989	1,661,727	-26.57
NEW ZEALAND	37,818	52,978	40.09	48,353	94,530	95.50
MICRONESIA, FEDERATED STATES	27,000	803	-97.03	5,400	1,260	-76.67
GUAM	0	61,998	-	0	115,200	-
NEW CALEDONIA	14,290	0	-100.00	15,147	0	-100.00
AMERICAN SAMOA	61,789	199,578	223.00	55,061	174,878	217.61
FIJI	35,034	89,878	156.55	37,345	90,667	142.78
SAMOA	483,495	333,830	-30.95	533,103	331,870	-37.75
TONGA	37,190	0	-100.00	40,652	0	-100.00
UNITED STATES	2,797,844	2,042,054	-27.01	10,219,543	7,164,457	-29.89
CANADA	42,440	61,843	45.72	200,927	270,086	34.42
MEXICO	344,496	396,824	15.19	1,473,291	2,204,518	49.63
GUATEMALA	0	64,580	-	0	96,443	-
PANAMA	162,343	239,263	47.38	229,826	304,995	32.71
SURINAME	68	24,080	35,311.76	128	6,598	5,054.69
VENEZUELA	424	152	-64.15	2,232	719	-67.79
ARGENTINA	480	1,361	183.54	6,400	5,843	-8.70
BRAZIL	2,854	295	-89.66	2,231	198	-91.13
URUGUAY	50,018	128,676	157.26	59,007	139,029	135.61
PARAGUAY	300	0	-100.00	2,233	0	-100.00
PERU	856	25,522	2,881.54	2,171	33,966	1,464.53
TRINIDAD AND TOBAGO	0	81,000	-	0	92,100	-
PUERTO RICO	262,054	168,004	-35.89	1,332,458	823,821	-38.17
DOMINICAN REPUBLIC	112,341	164,553	46.48	459,781	457,726	-0.45
FRENCH POLYNESIA	87,607	84,000	-4.12	73,343	57,120	-22.12
MARTINIQUE	8,838	8,138	-7.92	20,546	13,881	-32.44
NETHERLANDS ANTILLES	99	0	-100.00	850	0	-100.00
GUADELOUPE	17,999	0	-100.00	50,000	0	-100.00
UNITED KINGDOM	256,406	323,674	26.23	597,434	748,444	25.28
NETHERLANDS	233,377	380,309	62.96	384,653	748,518	94.60
FRANCE	218,135	277,151	27.05	461,360	641,053	38.95
GERMANY, FED. REP. OF	65,522	96,036	46.57	340,684	803,146	135.75
AUSTRIA	3,514	17,681	403.16	19,618	61,291	212.42
BELGIUM	271,902	162,525	-40.23	980,647	392,737	-59.95
SWITZERLAND	4,373	13,742	214.25	24,896	88,732	256.41
DENMARK	34,607	14,987	-56.69	48,411	38,636	-20.19
NORWAY	2,958	4,656	57.40	6,010	5,429	-9.67
SWEDEN	6,720	5,846	-13.01	69,434	70,563	1.63
FINLAND	0	181	-	0	266	-
IRELAND	786	505	-35.75	2,983	1,280	-57.09
ITALY	195,885	199,802	2.00	692,850	624,148	-9.92
SPAIN	104,145	19,437	-81.34	243,025	70,485	-71.00
PORTUGAL	5,427	2,277	-58.04	17,092	5,476	-67.96
GREECE	36,875	18,688	-49.32	96,894	36,538	-62.29
DEMOCRATIC REPUBLIC OF THE CC	284,723	62,000	-78.22	305,144	78,000	-74.44
HUNGARY	5,075	2,238	-55.90	9,816	4,802	-51.08
POLAND	17,026	17,646	3.64	116,020	117,188	1.01
ROMANIA	679	2,621	286.01	1,500	2,796	86.40
BULGARIA	0	10	-	0	55	-
YUGOSLAVIA	0	301	-	0	166	-
UKRAINE	2,205	253,304	11,387.71	3,719	335,383	8,918.10
LITHUANIA	408	382	-6.37	984	647	-34.25
ESTONIA	36,966	0	-100.00	194,713	0	-100.00
GEORGIA	387	0	-100.00	339	0	-100.00
CROATIA	79	0	-100.00	1,451	0	-100.00
MALTA	30,835	380	-98.77	78,710	1,596	-97.97
SLOVAKIA	0	770	-	0	4,540	-
SLOVENIA	250	0	-100.00	3,345	0	-100.00
CZECH REPUBLIC	8,820	11,641	31.98	73,950	95,409	29.02
RUSSIA FEDERATION	209,390	176,106	-15.90	394,563	688,723	74.55
-BIJI BUNGA	48,640	28,878	-40.63	1,373,836	1,108,696	-19.30
SINGAPORE	183	44	-75.96	365,058	109,288	-70.06
MALAYSIA	0	2,664	-	0	1,714	-
INDIA	47,840	25,810	-46.05	38,272	41,167	7.56
UNITED KINGDOM	64	60	-6.25	164,759	237,766	44.31
NETHERLANDS	284	245	-13.73	707,146	661,677	-6.43
FRANCE	252	45	-82.14	16,804	12,400	-26.21
DENMARK	17	10	-41.18	81,797	44,684	-45.37

TABEL 5. PERKEMBANGAN EKSPOR INDONESIA MENURUT KOMODITI DAN NEGARA TUJUAN

JENIS BARANG	BERAT BERSIH (KG)		PERUB	NILAI FOB (US \$)		PERUB
	JAN-JUN 2008	JAN-JUN 2009	%	JAN-JUN 2008	JAN-JUN 2009	%
(1)	(2)	(3)	(4)	(5)	(6)	(7)
-BIJI KAPAS	644,580	416,420	-35.40	166,921	94,762	-43.23
JAPAN	385,000	100,000	-74.03	92,875	14,410	-84.48
TAIWAN	246,780	316,420	28.22	71,832	80,352	11.86
KUWAIT	12,800	0	-100.00	2,214	0	-100.00
-BIJI LAINNYA	28,647,961	42,218,822	47.37	9,559,858	6,463,389	-32.39
JAPAN	15,204,669	9,223,862	-39.34	1,783,057	460,752	-74.16
HONG KONG	995,295	494,091	-50.36	1,242,629	650,331	-47.66
KOREA, REPUBLIC OF	363,334	110,463	-69.60	208,747	95,512	-54.25
TAIWAN	166,216	29,795	-82.07	178,556	29,564	-83.44
CHINA	885,209	837,011	-5.44	1,198,788	1,141,274	-4.80
THAILAND	870,455	2,310,708	165.46	821,995	526,805	-35.91
SINGAPORE	362,980	295,418	-18.61	394,326	249,667	-36.69
PHILIPPINES	225,751	100,644	-55.42	289,792	121,018	-58.24
MALAYSIA	1,915,226	879,361	-54.09	2,127,636	900,517	-57.68
BRUNEI DARUSSALAM	13,796	9,050	-34.40	27,501	19,540	-28.95
VIET NAM	193,373	1,328	-99.31	301,766	129,240	-57.17
INDIA	269,939	41,875	-84.49	236,623	264,186	11.65
PAKISTAN	21,362	867	-95.94	28,042	1,363	-95.14
SAUDI ARABIA	0	1,530	-	0	1,877	-
JORDAN	125	0	-100.00	2,855	0	-100.00
UNITED ARAB EMIRATES	6,057	0	-100.00	32,465	0	-100.00
CAMEROON	208	1,641	688.94	66,825	42,337	-36.64
NIGERIA	132	279	111.36	100	67,500	67,400.00
COTE D'IVOIRE	0	360	-	0	93,750	-
AUSTRALIA	28,452	31,527	10.81	69,422	73,323	5.62
EAST TIMOR	4,724	62,964	1,232.85	62,341	50,348	-19.24
UNITED STATES	52,124	18,455	-64.59	83,229	2,773	-96.67
COLOMBIA	0	2,400	-	0	240,000	-
UNITED KINGDOM	0	7,200	-	0	20,757	-
NETHERLANDS	36,488	2,934	-91.96	81,445	9,145	-88.77
FRANCE	0	490	-	0	354	-
GERMANY, FED. REP. OF	4,724	1	-99.98	62,215	4	-99.99
ITALY	7,027,322	27,754,478	294.95	259,503	1,248,952	381.29
DEMOCRATIC REPUBLIC OF THE CC	0	90	-	0	22,500	-
BULU BEBEK	34,050	93,560	174.77	46,461	68,542	47.53
KOREA, REPUBLIC OF	550	0	-100.00	5,665	0	-100.00
TAIWAN	33,500	93,560	179.28	40,796	68,542	68.01
DAMAR DAN GETAH DAMAR	17,135,572	22,083,739	28.88	13,168,714	18,397,358	39.71
JAPAN	503,760	186,000	-63.08	385,549	152,400	-60.47
KOREA, REPUBLIC OF	1,382,399	1,325,800	-4.09	1,047,684	1,068,864	2.02
TAIWAN	1,459,294	1,822,489	24.89	1,101,024	1,466,648	33.21
CHINA	115,200	576,000	400.00	87,552	500,160	471.27
THAILAND	326,400	162,665	-50.16	253,632	136,630	-46.13
SINGAPORE	22,000	29,062	32.10	16,610	39,114	135.48
PHILIPPINES	96,000	230,400	140.00	75,072	186,720	148.72
MALAYSIA	173,076	131,120	-24.24	142,884	109,775	-23.17
INDIA	3,796,192	7,208,101	89.88	2,853,179	5,942,391	108.27
PAKISTAN	1,651,200	2,551,520	54.53	1,267,929	2,039,520	60.85
BANGLADESH	268,800	787,200	192.86	210,624	637,440	202.64
KUWAIT	0	5,000	-	0	5,091	-
JORDAN	19,200	80,000	316.67	14,400	79,737	453.73
SYRIA ARAB REPUBLIC	80,000	0	-100.00	75,717	0	-100.00
TURKEY	172,800	345,600	100.00	135,072	278,592	106.25
UNITED ARAB EMIRATES	37,218	20,782	-44.16	35,498	19,120	-46.14
MOROCCO	40,363	19,200	-52.43	34,511	15,744	-54.38
NIGERIA	19,200	115,200	500.00	13,440	92,160	585.71
SOUTH AFRICA	57,600	0	-100.00	44,928	0	-100.00
AUSTRALIA	16,000	51,200	220.00	23,179	51,394	121.73
NEW ZEALAND	19,200	38,400	100.00	14,400	30,720	113.33
UNITED STATES	24,000	0	-100.00	28,200	0	-100.00
MEXICO	0	40,000	-	0	47,000	-
COLOMBIA	134,400	38,400	-71.43	100,032	30,720	-69.29
ECUADOR	57,600	57,600	0.00	48,192	46,080	-4.38
NETHERLANDS	1,555,200	1,341,600	-13.73	1,197,408	1,195,200	-0.18
FRANCE	825,599	711,200	-13.86	635,904	583,992	-8.16
GERMANY, FED. REP. OF	2,072,399	2,152,000	3.84	1,671,452	1,982,954	18.64
BELGIUM	192,000	365,600	90.42	134,400	303,480	125.80
FINLAND	288,000	115,200	-60.00	211,200	92,160	-56.36
ITALY	326,400	1,192,400	265.32	255,360	953,184	273.27
SPAIN	76,825	307,200	299.87	54,720	247,680	352.63
PORTUGAL	979,200	0	-100.00	727,968	0	-100.00

TABEL 5. PERKEMBANGAN EKSPOR INDONESIA MENURUT KOMODITI DAN NEGARA TUJUAN

JENIS BARANG	BERAT BERSIH (KG)		PERUB	NILAI FOB (US \$)		PERUB
	JAN-JUN 2008	JAN-JUN 2009	%	JAN-JUN 2008	JAN-JUN 2009	%
(1)	(2)	(3)	(4)	(5)	(6)	(7)
POLAND	232,847	57,600	-75.26	178,546	46,080	-74.19
ROMANIA	19,200	19,200	0.00	14,976	16,608	10.90
LATVIA	19,200	0	-100.00	13,536	0	-100.00
RUSSIA FEDERATION	76,800	0	-100.00	63,936	0	-100.00
KOPAL DAN LAIN-LAIN	15,089,857	14,108,871	-6.50	12,774,850	10,161,504	-20.46
JAPAN	213,395	196,113	-8.10	349,143	362,610	3.86
HONG KONG	480	58,975	12,186.46	480	79,424	16,446.67
KOREA, REPUBLIC OF	62,628	44,500	-28.95	153,294	102,497	-33.14
TAIWAN	138,053	132,837	-3.78	220,175	185,220	-15.88
CHINA	314,600	325,607	3.50	504,297	834,986	65.57
THAILAND	62,271	107,279	72.28	153,981	192,888	25.27
SINGAPORE	1,097,118	697,364	-36.44	1,815,320	1,178,551	-35.08
PHILIPPINES	30,000	50,084	66.95	62,030	70,810	14.15
MALAYSIA	207,528	297,790	43.49	336,439	402,997	19.78
NEPAL	0	36,000	-	0	5,200	-
VIET NAM	107,006	252,922	136.36	240,171	298,978	24.49
INDIA	6,925,652	7,709,644	11.32	3,771,682	3,530,470	-6.40
PAKISTAN	563,301	778,309	38.17	384,838	447,249	16.22
BANGLADESH	1,897,034	1,496,350	-21.12	573,397	507,045	-11.57
SRI LANKA	256,808	419,836	63.48	90,809	122,496	34.89
SAUDI ARABIA	358,377	365,062	1.87	261,782	248,486	-5.08
ISRAEL	0	15,000	-	0	17,921	-
JORDAN	2,264	0	-100.00	2,479	0	-100.00
YEMEN	43,691	19,979	-54.27	39,700	14,484	-63.52
OMAN	2,243	0	-100.00	1,740	0	-100.00
SYRIA ARAB REPUBLIC	32,000	33,279	4.00	19,520	45,136	131.23
TURKEY	19,200	0	-100.00	14,400	0	-100.00
UNITED ARAB EMIRATES	735,907	276,039	-62.49	567,149	235,531	-58.47
BAHRAIN	0	200	-	0	10,000	-
EGYPT	285,201	123,600	-56.66	605,996	218,379	-63.96
LIBYAN ARAB JAMAHIRIYA	73,959	20,000	-72.96	106,619	14,100	-86.78
TUNISIA	35,340	62,000	75.44	25,456	42,172	65.67
SUDAN	29,000	78,999	172.41	23,200	45,870	97.72
SOMALIA	18,990	0	-100.00	9,495	0	-100.00
NIGER	21,000	20,800	-0.95	14,910	14,560	-2.35
SOUTH AFRICA	0	116	-	0	111	-
AUSTRALIA	169	0	-100.00	57	0	-100.00
NEW ZEALAND	563	0	-100.00	2,809	0	-100.00
NEW CALEDONIA	0	29	-	0	24	-
VANUATU	0	249	-	0	337	-
FIJI	0	475	-	0	1,977	-
UNITED STATES	75,058	15,219	-79.72	153,988	14,497	-90.59
CANADA	0	18	-	0	23	-
MEXICO	1,043	59	-94.34	3,609	810	-77.56
SURINAME	1,662	0	-100.00	6,500	0	-100.00
CHILE	0	18	-	0	194	-
ARGENTINA	29	0	-100.00	171	0	-100.00
BRAZIL	1,000	449	-55.10	8,000	1,276	-84.05
COSTA RICA	740	0	-100.00	871	0	-100.00
FRENCH POLYNESIA	0	1,381	-	0	1,188	-
UNITED KINGDOM	16,004	32,400	102.45	39,027	101,984	161.32
NETHERLANDS	1,392	16,217	1,065.01	4,019	20,080	399.63
FRANCE	84,718	8,847	-89.56	327,436	16,644	-94.92
GERMANY, FED. REP. OF	1,106,459	301,283	-72.77	921,340	278,151	-69.81
BELGIUM	66,200	6,689	-89.90	194,577	7,369	-96.21
SWEDEN	0	427	-	0	692	-
ITALY	144,288	102,786	-28.76	718,844	482,667	-32.86
SPAIN	1,815	3,641	100.61	3,088	5,420	75.52
POLAND	15,716	0	-100.00	10,266	0	-100.00
BULGARIA	1,555	0	-100.00	1,986	0	-100.00
RUSSIA FEDERATION	38,400	0	-100.00	29,760	0	-100.00
SAYUR-SAYURAN	42,144,582	31,897,148	-24.31	18,403,582	16,509,596	-10.29
JAPAN	1,347,409	2,015,572	49.59	1,457,176	2,871,232	97.04
HONG KONG	256,719	266,510	3.81	86,193	96,246	11.66
KOREA, REPUBLIC OF	33,312	304,184	813.14	86,402	990,405	1,046.28
TAIWAN	1,751,246	2,971,623	69.69	595,588	616,061	3.44
CHINA	764,716	136,141	-82.20	158,587	51,314	-67.64
THAILAND	642,238	602,017	-6.26	537,973	608,162	13.05
SINGAPORE	10,749,472	10,476,231	-2.54	4,378,933	5,087,632	16.18
PHILIPPINES	9,703,002	2,796,376	-71.18	3,099,262	1,058,659	-65.84
MALAYSIA	12,612,698	11,107,862	-11.93	4,531,481	3,645,888	-19.54
BRUNEI DARUSSALAM	26,529	36,333	36.96	65,297	107,608	64.80
VIET NAM	2,912,230	0	-100.00	1,806,772	0	-100.00

TABEL 5. PERKEMBANGAN EKSPOR INDONESIA MENURUT KOMODITI DAN NEGARA TUJUAN

JENIS BARANG	BERAT BERSIH (KG)		PERUB	NILAI FOB (US \$)		PERUB
	JAN-JUN 2008	JAN-JUN 2009	%	JAN-JUN 2008	JAN-JUN 2009	%
(1)	(2)	(3)	(4)	(5)	(6)	(7)
INDIA	308,210	185	-99.94	206,860	20,210	-90.23
PAKISTAN	20,000	0	-100.00	6,290	0	-100.00
SAUDI ARABIA	104,957	43,457	-58.60	97,035	23,524	-75.76
KUWAIT	14,232	0	-100.00	21,155	0	-100.00
OMAN	750	0	-100.00	450	0	-100.00
UNITED ARAB EMIRATES	52,268	14,859	-71.57	70,630	24,088	-65.90
QATAR	15,889	15,532	-2.25	25,486	26,218	2.87
BAHRAIN	602	25,493	4,134.72	362	41,411	11,339.50
MADAGASCAR	0	751	-	0	1,143	-
NIGERIA	821	0	-100.00	156	0	-100.00
AUSTRALIA	21,464	3,006	-86.00	19,304	7,109	-63.17
EAST TIMOR	96,315	13,070	-86.43	96,445	8,763	-90.91
UNITED STATES	638,638	420,388	-34.17	981,703	583,886	-40.52
CANADA	20,011	0	-100.00	25,089	0	-100.00
UNITED KINGDOM	108	0	-100.00	45	0	-100.00
NETHERLANDS	15,948	153,540	862.75	25,778	170,024	559.57
FRANCE	0	518	-	0	518	-
SWEDEN	34,798	0	-100.00	23,130	0	-100.00
RUSSIA FEDERATION	0	493,500	-	0	469,495	-
BUAH-BUAHAN	112,493,637	122,113,530	8.55	64,768,506	58,847,002	-9.14
JAPAN	100,603	3,712	-96.31	132,208	13,100	-90.09
HONG KONG	1,562,715	3,441,132	120.20	939,504	2,296,163	144.40
KOREA, REPUBLIC OF	85,751	94,296	9.96	135,654	39,658	-70.77
TAIWAN	110,516	15,573	-85.91	126,442	6,790	-94.63
CHINA	3,712,955	2,320,128	-37.51	1,874,663	1,266,753	-32.43
PAPUA NEW GUINEA	57	0	-100.00	190	0	-100.00
THAILAND	0	346	-	0	1,416	-
SINGAPORE	8,200,988	16,273,062	98.43	4,601,945	6,576,130	42.90
MALAYSIA	3,070,704	2,768,813	-9.83	997,933	878,069	-12.01
BRUNEI DARUSSALAM	19,415	7,163	-63.11	51,607	18,244	-64.65
NEPAL	8,132,863	9,121,086	12.15	3,899,577	4,007,518	2.77
VIET NAM	373,937	453,697	21.33	284,276	255,323	-10.18
MALDIVES	27,600	0	-100.00	34,622	0	-100.00
INDIA	40,287,478	39,104,202	-2.94	22,466,601	18,078,364	-19.53
PAKISTAN	35,492,911	41,462,305	16.82	22,898,755	21,591,601	-5.71
BANGLADESH	9,004,599	6,073,108	-32.56	4,970,196	3,135,122	-36.92
SRI LANKA	0	18,000	-	0	10,800	-
IRAN (ISLAMIC REPUBLIC OF)	673,474	0	-100.00	312,736	0	-100.00
SAUDI ARABIA	451,637	177,519	-60.69	257,632	71,085	-72.41
KUWAIT	29,593	6,210	-79.02	20,178	6,412	-68.22
OMAN	15,393	9,577	-37.78	9,236	5,747	-37.78
TURKEY	0	15,266	-	0	4,756	-
UNITED ARAB EMIRATES	928,019	566,416	-38.97	478,005	321,866	-32.66
QATAR	34,930	17,945	-48.63	24,822	14,541	-41.42
BAHRAIN	31,511	2,035	-93.54	18,540	1,109	-94.02
AUSTRALIA	1,780	1,261	-29.16	3,983	3,474	-12.78
FIJI	0	163	-	0	575	-
EAST TIMOR	12,212	0	-100.00	13,369	0	-100.00
UNITED STATES	28,162	21,897	-22.25	23,252	43,250	86.01
CANADA	0	345	-	0	1,108	-
NETHERLANDS	39,696	108,543	173.44	91,115	168,989	85.47
FRANCE	33,183	16,631	-49.88	66,745	16,925	-74.64
GERMANY, FED. REP. OF	0	1,535	-	0	4,498	-
BELGIUM	0	9,850	-	0	5,910	-
SWITZERLAND	9,630	266	-97.24	3,370	266	-92.11
DENMARK	0	500	-	0	500	-
ITALY	900	948	5.33	450	940	108.89
RUSSIA FEDERATION	20,425	0	-100.00	30,900	0	-100.00
KULIT KERANG DAN LAIN-LAIN	3,545,944	2,610,383	-26.38	1,286,167	1,026,927	-20.16
JAPAN	308,695	300,295	-2.72	123,468	143,496	16.22
HONG KONG	44,144	18,171	-58.84	16,751	5,957	-64.44
KOREA, REPUBLIC OF	39,044	2,360	-93.96	48,507	2,360	-95.13
TAIWAN	449	0	-100.00	102	0	-100.00
CHINA	2,804,579	2,159,344	-23.01	728,635	739,019	1.43
THAILAND	36,296	9,015	-75.16	52,441	43,250	-17.53
SINGAPORE	2,515	0	-100.00	24,456	0	-100.00
MALAYSIA	650	0	-100.00	266	0	-100.00
VIET NAM	226,447	92,132	-59.31	176,193	43,446	-75.34
INDIA	16,346	8,975	-45.09	2,492	3,019	21.15
UNITED ARAB EMIRATES	0	55	-	0	113	-
AUSTRALIA	13,140	878	-93.32	5,898	576	-90.23
COOK ISLANDS	0	406	-	0	1,967	-
UNITED STATES	23	7,182	31,126.09	137	10,952	7,894.16

TABEL 5. PERKEMBANGAN EKSPOR INDONESIA MENURUT KOMODITI DAN NEGARA TUJUAN

JENIS BARANG	BERAT BERSIH (KG)		PERUB	NILAI FOB (US \$)		PERUB
	JAN-JUN 2008	JAN-JUN 2009	%	JAN-JUN 2008	JAN-JUN 2009	%
(1)	(2)	(3)	(4)	(5)	(6)	(7)
CANADA	950	1,249	31.47	220	558	153.64
MEXICO	126	0	-100.00	390	0	-100.00
BRAZIL	0	24	-	0	27	-
GAUELOUPE	0	135	-	0	236	-
UNITED KINGDOM	0	257	-	0	2,676	-
NETHERLANDS	25,000	0	-100.00	8,500	0	-100.00
GERMANY, FED. REP. OF	8,500	7,976	-6.16	4,250	5,315	25.06
ITALY	18,678	1,895	-89.85	91,921	23,913	-73.99
SPAIN	362	34	-90.61	1,540	47	-96.95
TANAMAN OBAT	4,129,180	5,365,002	29.93	4,463,119	5,267,899	18.03
JAPAN	31,797	26,183	-17.66	124,291	140,199	12.80
HONG KONG	138,745	69,830	-49.67	119,433	36,245	-69.65
KOREA, REPUBLIC OF	16,982	99,164	483.94	53,171	121,280	128.09
TAIWAN	1,105,027	1,317,637	19.24	388,357	477,612	22.98
CHINA	228,694	402,972	76.21	84,281	169,171	100.72
MACAU	0	24	-	0	1,243	-
SINGAPORE	1,123,749	958,344	-14.72	1,022,667	907,031	-11.31
MALAYSIA	303,422	244,994	-19.26	139,666	104,770	-24.99
VIET NAM	74,915	67,244	-10.24	41,045	43,150	5.13
MALDIVES	200	0	-100.00	5,000	0	-100.00
INDIA	204,255	360,738	76.61	214,455	446,082	108.01
PAKISTAN	0	12,335	-	0	25,381	-
SAUDI ARABIA	259,445	548,465	111.40	610,523	1,327,457	117.43
KUWAIT	697	2,691	286.08	15,110	12,627	-16.43
JORDAN	1,297	90	-93.06	1,978	2,650	33.97
LEBANON	0	200	-	0	2,000	-
YEMEN	0	16,220	-	0	6,700	-
OMAN	13,421	0	-100.00	10,410	0	-100.00
TURKEY	1,105	0	-100.00	3,166	0	-100.00
UNITED ARAB EMIRATES	210,350	555,156	163.92	136,518	546,210	300.10
QATAR	4,507	618	-86.29	10,620	1,843	-82.65
EGYPT	0	19,000	-	0	2,800	-
LIBYAN ARAB JAMAHIRIYA	61,700	199,170	222.80	32,270	70,443	118.29
MOROCCO	4,072	0	-100.00	12,773	0	-100.00
TUNISIA	0	18,000	-	0	8,100	-
SUDAN	154,550	146,000	-5.53	46,926	42,510	-9.41
BENIN	0	111,000	-	0	33,300	-
AUSTRALIA	283	2,263	699.65	820	2,870	250.00
UNITED STATES	2,026	42,388	1,992.20	5,638	60,876	979.74
CANADA	2,320	100	-95.69	4,640	200	-95.69
COLOMBIA	66	0	-100.00	780	0	-100.00
DOMINICAN REPUBLIC	140	0	-100.00	98	0	-100.00
UNITED KINGDOM	3,382	0	-100.00	12,172	0	-100.00
NETHERLANDS	535	1,439	168.97	25,225	20,341	-19.36
FRANCE	14,791	11,939	-19.28	869,583	235,781	-72.89
GERMANY, FED. REP. OF	103,023	119,760	16.25	213,566	362,669	69.82
BELGIUM	60	580	866.67	277	2,320	737.55
SWITZERLAND	100	720	620.00	350	2,786	696.00
ITALY	7,133	0	-100.00	12,496	0	-100.00
YUGOSLAVIA	36	0	-100.00	298	0	-100.00
LATVIA	126	0	-100.00	5,256	0	-100.00
RUSSIA FEDERATION	56,229	9,738	-82.68	239,260	51,252	-78.58
-GANGGANG LAUT	43,298,289	41,954,645	-3.10	34,211,988	37,993,335	11.05
JAPAN	238,412	69,489	-70.85	1,365,045	113,383	-91.69
HONG KONG	3,634,859	505,010	-86.11	1,217,185	230,048	-81.10
KOREA, REPUBLIC OF	2,168,530	2,249,172	3.72	1,770,985	2,024,359	14.31
TAIWAN	219,971	195,051	-11.33	54,572	80,674	47.83
CHINA	19,002,120	25,055,018	31.85	11,844,087	17,559,605	48.26
THAILAND	157,111	83,850	-46.63	170,605	78,885	-53.76
SINGAPORE	28,668	1,689	-94.11	1,344,378	42,005	-96.88
PHILIPPINES	5,726,713	2,512,515	-56.13	5,827,880	2,681,770	-53.98
MALAYSIA	627,824	285,190	-54.57	710,600	437,097	-38.49
VIET NAM	4,181,562	3,659,997	-12.47	1,316,419	1,980,070	50.41
INDIA	0	13,800	-	0	5,865	-
MOROCCO	0	25,000	-	0	11,500	-
TUNISIA	79,999	40,000	-50.00	69,500	42,400	-38.99
SOUTH AFRICA	0	5,000	-	0	26,250	-
AUSTRALIA	116,747	42,000	-64.02	338,825	225,750	-33.37
AMERICAN SAMOA	0	26,000	-	0	11,180	-
UNITED STATES	963,217	1,262,900	31.11	810,105	1,681,130	107.52
CANADA	72,000	24,000	-66.67	28,800	9,600	-66.67
MEXICO	80,000	81,000	1.25	46,000	200,850	336.63
CHILE	451,600	703,352	55.75	1,071,681	1,358,152	26.73

TABEL 5. PERKEMBANGAN EKSPOR INDONESIA MENURUT KOMODITI DAN NEGARA TUJUAN

JENIS BARANG	BERAT BERSIH (KG)		PERUB	NILAI FOB (US \$)		PERUB
	JAN-JUN 2008	JAN-JUN 2009	%	JAN-JUN 2008	JAN-JUN 2009	%
(1)	(2)	(3)	(4)	(5)	(6)	(7)
VENEZUELA	0	40,000	-	0	28,000	-
ARGENTINA	413,500	275,000	-33.49	224,055	136,500	-39.08
BRAZIL	600,000	1,047,999	74.67	350,000	1,500,850	328.81
DOMINICAN REPUBLIC	20,000	0	-100.00	10,000	0	-100.00
UNITED KINGDOM	476,600	468,000	-1.80	1,944,832	2,786,728	43.29
NETHERLANDS	221	345	56.11	700	1,168	66.86
FRANCE	1,610,400	1,790,609	11.19	1,254,925	1,709,699	36.24
GERMANY, FED. REP. OF	220,006	105,002	-52.27	380,395	407,418	7.10
BELGIUM	269,000	145,000	-46.10	726,250	600,050	-17.38
DENMARK	996,780	210,200	-78.91	353,868	127,240	-64.04
ITALY	28,000	20,000	-28.57	106,718	223,867	109.77
SPAIN	830,254	928,277	11.81	425,282	1,058,282	148.84
POLAND	21,000	0	-100.00	126,000	0	-100.00
LITHUANIA	21,000	63,000	200.00	102,900	436,800	324.49
RUSSIA FEDERATION	42,195	21,180	-49.80	219,396	176,160	-19.71
-LAINNYA	15,294,172	11,151,674	-27.09	1,254,295	965,224	-23.05
JAPAN	1,763	38,795	2,100.51	9,901	40,628	310.34
HONG KONG	59,496	64	-99.89	25,350	297	-98.83
KOREA, REPUBLIC OF	30,474	0	-100.00	8,021	0	-100.00
TAIWAN	1,508,042	979,856	-35.02	670,701	481,634	-28.19
CHINA	227,700	0	-100.00	44,994	0	-100.00
PAPUA NEW GUINEA	0	151	-	0	124	-
THAILAND	13,145,636	9,785,551	-25.56	263,937	208,283	-21.09
SINGAPORE	12,867	3,866	-69.95	26,627	2,645	-90.07
PHILIPPINES	0	1,528	-	0	2,252	-
MALAYSIA	185,171	114,243	-38.30	72,308	18,507	-74.41
MALDIVES	0	2,144	-	0	537	-
INDIA	0	12,778	-	0	25,057	-
SAUDI ARABIA	14,106	4,475	-68.28	8,804	1,180	-86.60
KUWAIT	66	0	-100.00	15	0	-100.00
LEBANON	0	4,374	-	0	1,000	-
UNITED ARAB EMIRATES	150	26	-82.67	5,850	74	-98.74
QATAR	1,400	11,287	706.21	1,200	4,900	308.33
CYPRUS	135	196	45.19	496	548	10.48
EGYPT	177	0	-100.00	1,576	0	-100.00
MOROCCO	0	1,596	-	0	1,322	-
TUNISIA	0	10,889	-	0	6,710	-
REUNION	3,098	559	-81.96	3,176	2,373	-25.28
SEYCHELLES	338	838	147.93	300	957	219.00
SOUTH AFRICA	251	775	208.76	190	714	275.79
MAURITIUS	1,241	0	-100.00	1,322	0	-100.00
AUSTRALIA	2,949	34,089	1,055.95	4,531	21,664	378.13
UNITED STATES	26,272	3,618	-86.23	46,127	3,896	-91.55
CANADA	202	1,864	822.77	333	6,071	1,723.12
NICARAGUA	0	658	-	0	1,340	-
CHILE	1	0	-100.00	1	0	-100.00
BRAZIL	423	0	-100.00	1,239	0	-100.00
JAMAICA	820	1,768	115.61	1,636	2,340	43.03
FRENCH GUIANA	29	171	489.66	129	578	348.06
UNITED KINGDOM	117	2,347	1,905.98	468	8,892	1,800.00
NETHERLANDS	1,871	4,289	129.24	9,942	8,638	-13.12
FRANCE	10,903	8,603	-21.10	11,582	18,651	61.03
GERMANY, FED. REP. OF	26,303	30,324	15.29	9,095	25,045	175.37
BELGIUM	424	5,385	1,170.05	778	4,987	541.00
SWITZERLAND	0	1,120	-	0	5,552	-
DENMARK	27	218	707.41	21	398	1,795.24
ITALY	7,323	11,778	60.84	9,043	13,751	52.06
SPAIN	608	15,177	2,396.22	768	16,988	2,111.98
GREECE	9,738	627	-93.56	6,311	2,479	-60.72
ANDORRA	69	0	-100.00	32	0	-100.00
HUNGARY	6,300	1,800	-71.43	5,100	3,190	-37.45
POLAND	0	4,158	-	0	6,848	-
LITHUANIA	0	882	-	0	2,622	-
CROATIA	7,682	45,773	495.85	2,391	6,923	189.54
SLOVENIA	0	2,787	-	0	3,594	-
RUSSIA FEDERATION	0	247	-	0	1,035	-
-MUTIARA	681	1,578	131.72	6,622,474	7,366,375	11.23
JAPAN	302	557	84.44	3,181,471	2,952,664	-7.19
HONG KONG	26	776	2,884.62	310,332	2,319,075	647.29
THAILAND	5	0	-100.00	128	0	-100.00
SINGAPORE	0	1	-	0	1,322	-
MALAYSIA	2	0	-100.00	63,319	0	-100.00
VIET NAM	1	0	-100.00	1,096	0	-100.00

TABEL 5. PERKEMBANGAN EKSPOR INDONESIA MENURUT KOMODITI DAN NEGARA TUJUAN

JENIS BARANG	BERAT BERSIH (KG)		PERUB	NILAI FOB (US \$)		PERUB
	JAN-JUN 2008	JAN-JUN 2009	%	JAN-JUN 2008	JAN-JUN 2009	%
(1)	(2)	(3)	(4)	(5)	(6)	(7)
INDIA	1	0	-100.00	2,000	0	-100.00
UNITED ARAB EMIRATES	0	1	-	0	9,520	-
AUSTRALIA	344	224	-34.88	3,064,128	2,028,653	-33.79
UNITED STATES	0	4	-	0	39,727	-
NETHERLANDS	0	5	-	0	52	-
DENMARK	0	5	-	0	8,944	-
SWEDEN	0	5	-	0	6,418	-
-LAINNYA	172,896,454	141,986,062	-17.88	86,313,535	70,978,696	-17.77
JAPAN	6,379,645	12,913,875	102.42	5,728,996	7,280,592	27.08
HONG KONG	373,254	1,401,322	275.43	392,805	650,796	65.68
KOREA, REPUBLIC OF	15,220,145	1,459,075	-90.41	5,745,893	873,157	-84.80
TAIWAN	2,920,835	3,217,945	10.17	1,181,717	1,284,437	8.69
CHINA	15,592,968	1,851,567	-88.13	2,594,148	1,194,005	-53.97
MACAU	0	168	-	0	367	-
THAILAND	8,851,840	14,139,752	59.74	1,458,966	1,254,376	-14.02
SINGAPORE	16,515,480	13,582,919	-17.76	22,630,974	21,619,733	-4.47
PHILIPPINES	16,366,839	39,830,519	143.36	4,913,467	7,238,948	47.33
MALAYSIA	59,462,069	25,646,073	-56.87	22,003,533	7,670,255	-65.14
MYANMAR (FORM. BURMA)	180,000	70,000	-61.11	181,378	39,908	-78.00
BRUNEI DARUSSALAM	2,369	2,107	-11.06	15,006	4,374	-70.85
LAO PEOPLE'S DEMOCRATIC REPUE	20	0	-100.00	100	0	-100.00
VIET NAM	12,556,420	2,115,937	-83.15	4,096,375	2,622,193	-35.99
MALDIVES	13,594	0	-100.00	4,130	0	-100.00
INDIA	594,854	1,811,432	204.52	937,111	2,615,316	179.08
PAKISTAN	10,621,471	12,881,649	21.28	1,433,879	1,971,184	37.47
SRI LANKA	26,439	248,719	840.73	40,295	296,540	635.92
IRAN (ISLAMIC REPUBLIC OF)	0	92	-	0	394	-
SAUDI ARABIA	20,627	68,094	230.12	80,113	296,943	270.66
ISRAEL	51,307	52,528	2.38	63,227	35,987	-43.08
KUWAIT	94,573	124,072	31.19	27,214	44,436	63.28
JORDAN	20	6,820	34,000.00	10	21,490	214,800.00
LEBANON	145	0	-100.00	938	0	-100.00
YEMEN	0	3,700	-	0	3,250	-
OMAN	6,725	65	-99.03	6,688	588	-91.21
TURKEY	175	16,119	9,110.86	50	18,051	36,002.00
UNITED ARAB EMIRATES	105,537	61,332	-41.89	310,211	99,511	-67.92
QATAR	0	72	-	0	649	-
BAHRAIN	11	10	-9.09	5	10	100.00
CYPRUS	13	0	-100.00	72	0	-100.00
EGYPT	1,979	208	-89.49	18,914	450	-97.62
MOROCCO	46,271	17,706	-61.73	65,181	31,516	-51.65
TUNISIA	51,000	34,000	-33.33	68,154	34,222	-49.79
TANZANIA, UNITED REPUBLIC OF	0	30,110	-	0	18,174	-
KENYA	0	80	-	0	100	-
REUNION	26	106	307.69	30	175	483.33
MOZAMBIQUE	0	30,050	-	0	26,990	-
TOGO	0	105,000	-	0	77,700	-
GHANA	0	17,500	-	0	13,125	-
LIBERIA	0	161,998	-	0	107,368	-
GUINEA	0	105,000	-	0	77,175	-
NIGERIA	20,322	0	-100.00	36,000	0	-100.00
SENEGAL	0	20	-	0	500	-
SOUTH AFRICA	63	59	-6.35	9	733	8,044.44
MAURITIUS	1,823	9,000	393.69	2,000	1,580	-21.00
AUSTRALIA	49,938	46,350	-7.18	400,787	306,168	-23.61
NEW ZEALAND	2,207	2,785	26.19	6,048	4,100	-32.21
GUAM	0	133	-	0	299	-
PALAU	207	0	-100.00	595	0	-100.00
NEW CALEDONIA	77	0	-100.00	370	0	-100.00
TONGA	37	0	-100.00	28	0	-100.00
EAST TIMOR	9	332,200	3,691,011.11	31	213,444	688,429.03
UNITED STATES	2,188,105	3,416,491	56.14	3,488,504	5,360,561	53.66
CANADA	57,381	175,440	205.75	122,326	195,626	59.92
MEXICO	169	84,076	49,649.11	1,177	49,448	4,101.19
NICARAGUA	72,000	611,999	750.00	80,770	433,364	436.54
VENEZUELA	360,000	198,000	-45.00	407,514	142,247	-65.09
ARGENTINA	2,813	1,321	-53.04	4,762	3,791	-20.39
BRAZIL	411,001	849,649	106.73	597,466	544,738	-8.83
COLOMBIA	2,000	20,000	900.00	11,380	25,220	121.62
URUGUAY	26,000	0	-100.00	39,000	0	-100.00
GUYANA	0	1,890	-	0	2,675	-
PUERTO RICO	38	0	-100.00	129	0	-100.00
DOMINICAN REPUBLIC	97,000	90,000	-7.22	105,555	105,580	0.02
COSTA RICA	0	18,000	-	0	10,615	-

TABEL 5. PERKEMBANGAN EKSPOR INDONESIA MENURUT KOMODITI DAN NEGARA TUJUAN

JENIS BARANG	BERAT BERSIH (KG)		PERUB	NILAI FOB (US \$)		PERUB
	JAN-JUN 2008	JAN-JUN 2009	%	JAN-JUN 2008	JAN-JUN 2009	%
	(1)	(2)	(3)	(4)	(5)	(6)
FRENCH POLYNESIA	49	27	-44.90	119	393	230.25
NETHERLANDS ANTILLES	2,550	0	-100.00	9,494	0	-100.00
UNITED KINGDOM	4,781	17,182	259.38	32,373	35,010	8.15
NETHERLANDS	739,978	428,244	-42.13	1,297,161	1,507,099	16.18
FRANCE	94,256	25,025	-73.45	187,909	49,287	-73.77
GERMANY, FED. REP. OF	137,899	63,544	-53.92	211,541	126,311	-40.29
AUSTRIA	213	8	-96.24	680	2,000	194.12
BELGIUM	31,898	441	-98.62	47,590	2,416	-94.92
SWITZERLAND	195	1,850	848.72	7,400	3,785	-48.85
DENMARK	254,013	212,957	-16.16	2,004,449	1,442,341	-28.04
NORWAY	0	3	-	0	15	-
SWEDEN	167	3	-98.20	175	600	242.86
IRELAND	30	0	-100.00	1,532	0	-100.00
ITALY	121,365	109,874	-9.47	597,109	252,109	-57.78
SPAIN	76,210	29,903	-60.76	564,633	79,921	-85.85
PORTUGAL	15,161	0	-100.00	19,848	0	-100.00
GREECE	0	9	-	0	62	-
HUNGARY	16,085	7	-99.96	23,211	16	-99.93
POLAND	36,514	43,286	18.55	51,513	25,353	-50.78
BULGARIA	25,560	7,625	-70.17	26,547	5,025	-81.07
UKRAINE	10,000	0	-100.00	18,500	0	-100.00
LATVIA	15,999	0	-100.00	18,100	0	-100.00
ESTONIA	1,947,000	3,118,999	60.20	1,851,451	2,471,624	33.50
CROATIA	0	60,000	-	0	37,136	-
SLOVENIA	18,000	1,131	-93.72	20,475	1,651	-91.94
CZECH REPUBLIC	365	455	24.66	15,606	9,175	-41.21
RUSSIA FEDERATION	325	355	9.23	2,088	2,193	5.03
-KAYU LAPIS	885,390,386	663,955,553	-25.01	774,380,885	531,764,017	-31.33
JAPAN	270,094,264	269,745,456	-0.13	237,274,661	217,357,870	-8.39
HONG KONG	7,398,019	4,677,356	-36.78	5,577,252	2,980,484	-46.56
KOREA, REPUBLIC OF	56,993,082	44,591,205	-21.76	44,032,543	34,431,276	-21.80
TAIWAN	89,459,361	62,519,972	-30.11	56,741,166	34,794,092	-38.68
CHINA	68,099,454	37,626,919	-44.75	43,666,978	22,823,302	-47.73
THAILAND	4,366,925	2,812,302	-35.60	3,174,891	1,884,391	-40.65
SINGAPORE	15,327,339	12,493,671	-18.49	12,090,756	8,693,609	-28.10
PHILIPPINES	189,152	50,715	-73.19	195,943	50,807	-74.07
MALAYSIA	13,146,032	6,010,479	-54.28	8,644,444	3,618,475	-58.14
VIET NAM	1,621,896	741,300	-54.29	1,023,157	471,041	-53.96
MALDIVES	112,540	41,355	-63.25	94,500	23,668	-74.95
INDIA	2,527,998	1,270,473	-49.74	2,907,450	1,021,358	-64.87
PAKISTAN	482	586	21.58	601	542	-9.82
BANGLADESH	75,000	0	-100.00	30,700	0	-100.00
SRI LANKA	35,594	0	-100.00	10,902	0	-100.00
IRAQ	73,440	0	-100.00	66,478	0	-100.00
IRAN (ISLAMIC REPUBLIC OF)	0	55,334	-	0	53,696	-
SAUDI ARABIA	61,722,020	26,587,413	-56.92	53,702,743	19,991,350	-62.77
KUWAIT	8,970,941	6,845,540	-23.69	9,063,446	5,917,576	-34.71
JORDAN	19,107,355	22,967,929	20.20	17,122,773	18,298,517	6.87
LEBANON	1,841,618	3,348,595	81.83	1,631,706	2,727,589	67.16
OMAN	8,211,439	7,978,827	-2.83	7,949,618	6,708,999	-15.61
SYRIA ARAB REPUBLIC	1,236,011	627,543	-49.23	1,176,658	547,803	-53.44
TURKEY	13,356,712	121,429	-99.09	13,404,811	152,133	-98.87
UNITED ARAB EMIRATES	59,419,236	24,607,284	-58.59	51,724,350	18,858,986	-63.54
QATAR	7,928,833	7,475,113	-5.72	7,744,229	5,952,819	-23.13
BAHRAIN	1,388,587	920,736	-33.69	1,206,822	651,608	-46.01
CYPRUS	23,059	21,112	-8.44	56,048	55,099	-1.69
EGYPT	9,375,656	19,822,655	111.43	7,084,248	14,154,183	99.80
LIBYAN ARAB JAMAHIRIYA	3,351,084	4,514,918	34.73	2,695,454	3,880,409	43.96
MOROCCO	0	621,582	-	0	539,016	-
ALGERIA	6,587,602	10,517,064	59.65	5,335,307	8,158,738	52.92
SUDAN	0	42,868	-	0	28,252	-
KENYA	0	40,668	-	0	36,794	-
REUNION	62,989	19,472	-69.09	63,024	24,270	-61.49
COTE D'IVOIRE	0	18,379	-	0	15,424	-
SOUTH AFRICA	595,736	288,694	-51.54	622,060	325,593	-47.66
MAURITIUS	21,219	22,139	4.34	17,461	16,048	-8.09
AUSTRALIA	11,378,450	5,323,579	-53.21	14,777,888	6,439,291	-56.43
NEW ZEALAND	273,637	236,088	-13.72	276,545	247,241	-10.60
NEW CALEDONIA	0	57,794	-	0	86,697	-
VANUATU	0	38,906	-	0	28,174	-
EAST TIMOR	0	24,000	-	0	24,000	-
UNITED STATES	54,277,854	29,297,627	-46.02	50,692,584	23,742,043	-53.16
CANADA	1,968,614	1,036,574	-47.34	2,266,738	1,854,699	-18.18
MEXICO	4,687,927	2,761,741	-41.09	4,196,209	2,084,004	-50.34

TABEL 5. PERKEMBANGAN EKSPOR INDONESIA MENURUT KOMODITI DAN NEGARA TUJUAN

JENIS BARANG	BERAT BERSIH (KG)		PERUB	NILAI FOB (US \$)		PERUB
	JAN-JUN 2008	JAN-JUN 2009	%	JAN-JUN 2008	JAN-JUN 2009	%
(1)	(2)	(3)	(4)	(5)	(6)	(7)
NICARAGUA	34,410	0	-100.00	50,497	0	-100.00
TRINIDAD AND TOBAGO	25,184	49,349	95.95	25,355	46,473	83.29
JAMAICA	24,939	0	-100.00	25,052	0	-100.00
PUERTO RICO	122,906	112,684	-8.32	138,902	144,426	3.98
BELIZE	14,694	0	-100.00	14,576	0	-100.00
ANTIGUA AND BARBUDA	0	12,400	-	0	15,872	-
FRENCH POLYNESIA	27,903	48,913	75.30	21,352	48,183	125.66
MARTINIQUE	119	17,499	14,605.04	379	18,970	4,905.28
NETHERLANDS ANTILLES	18,959	0	-100.00	18,312	0	-100.00
GUADELOUPE	0	20,996	-	0	21,170	-
SAINT KITTS AND NEVIS	859	0	-100.00	1,278	0	-100.00
UNITED KINGDOM	11,700,727	4,809,005	-58.90	13,408,989	6,113,145	-54.41
NETHERLANDS	10,568,079	8,497,876	-19.59	15,096,958	11,034,974	-26.91
FRANCE	1,484,396	2,451,598	65.16	1,968,474	3,364,959	70.94
GERMANY, FED. REP. OF	23,782,350	13,536,312	-43.08	36,887,481	22,265,195	-39.64
BELGIUM	21,093,230	10,394,176	-50.72	20,912,203	9,893,198	-52.69
GIBRALTAR	15,178	0	-100.00	47,433	0	-100.00
DENMARK	610,269	797,928	30.75	994,438	1,235,491	24.24
NORWAY	323,170	63,175	-80.45	399,422	79,073	-80.20
SWEDEN	465,466	53,414	-88.52	479,658	57,991	-87.91
FINLAND	19,789	0	-100.00	47,343	0	-100.00
IRELAND	87,824	44,329	-49.53	139,024	113,415	-18.42
ITALY	4,600,408	2,080,971	-54.77	6,738,453	3,440,244	-48.95
SPAIN	96,504	15,448	-83.99	163,797	21,667	-86.77
GREECE	744,296	137,161	-81.57	1,419,294	207,099	-85.41
POLAND	3,752,954	1,689,817	-54.97	6,477,920	3,343,733	-48.38
ROMANIA	85,642	69,950	-18.32	166,639	111,309	-33.20
BULGARIA	22,976	0	-100.00	41,150	0	-100.00
TURKMENISTAN	114,240	0	-100.00	51,630	0	-100.00
UKRAINE	97,226	22,000	-77.37	109,706	12,817	-88.32
ESTONIA	33,570	17,391	-48.19	30,638	17,182	-43.92
GEORGIA	21,000	0	-100.00	43,774	0	-100.00
CROATIA	4,294	0	-100.00	6,978	0	-100.00
MALTA	9,645	40,912	324.18	12,661	50,276	297.09
CZECH REPUBLIC	21,000	142,206	577.17	39,712	340,507	757.44
RUSSIA FEDERATION	59,023	6,651	-88.73	58,263	14,682	-74.80
-KAYU GERGAJIAN	28,378,084	18,142,814	-36.07	31,096,552	19,862,778	-36.13
JAPAN	6,318,698	6,581,589	4.16	7,958,283	8,608,853	8.17
HONG KONG	656,788	533,335	-18.80	489,398	347,809	-28.93
KOREA, REPUBLIC OF	4,116,410	1,759,563	-57.25	2,995,743	1,367,040	-54.37
TAIWAN	368,000	177,910	-51.65	268,929	144,115	-46.41
CHINA	3,035,142	1,728,897	-43.04	2,253,553	1,405,412	-37.64
SINGAPORE	1,141,396	361,169	-68.36	746,836	307,850	-58.78
MALAYSIA	3,899,399	2,695,403	-30.88	2,462,445	1,391,224	-43.50
BRUNEI DARUSSALAM	2,186	0	-100.00	2,889	0	-100.00
VIET NAM	1,165,108	318,964	-72.62	660,624	291,732	-55.84
SRI LANKA	82,684	0	-100.00	73,797	0	-100.00
TURKEY	15,572	0	-100.00	17,750	0	-100.00
UNITED ARAB EMIRATES	60,222	0	-100.00	33,033	0	-100.00
QATAR	2,801	0	-100.00	8,112	0	-100.00
EGYPT	0	194	-	0	252	-
REUNION	0	1,177	-	0	1,890	-
SEYCHELLES	20,492	3,783	-81.54	42,404	4,223	-90.04
SOUTH AFRICA	160,053	63,197	-60.51	212,092	80,905	-61.85
MAURITIUS	15,633	18,683	19.51	31,426	28,626	-8.91
AUSTRALIA	928,256	611,090	-34.17	1,551,227	998,450	-35.63
NEW ZEALAND	139,069	66,781	-51.98	60,749	31,730	-47.77
NEW CALEDONIA	745	2,775	272.48	1,449	5,122	253.49
VANUATU	0	93	-	0	512	-
UNITED STATES	1,584,892	1,118,963	-29.40	670,269	550,092	-17.93
CANADA	4,276	2,970	-30.54	5,056	2,722	-46.16
FRENCH POLYNESIA	0	4,678	-	0	10,445	-
MARTINIQUE	3,098	0	-100.00	3,100	0	-100.00
NETHERLANDS ANTILLES	176	0	-100.00	314	0	-100.00
UNITED KINGDOM	442,912	233,825	-47.21	927,481	509,587	-45.06
NETHERLANDS	3,155,874	1,190,214	-62.29	8,031,027	2,769,465	-65.52
FRANCE	94,862	131,160	38.26	123,395	217,303	76.10
GERMANY, FED. REP. OF	152,705	129,780	-15.01	233,790	205,204	-12.23
BELGIUM	100,355	73,855	-26.41	167,265	93,722	-43.97
SWITZERLAND	862	27	-96.87	2,090	389	-81.39
DENMARK	458	0	-100.00	1,069	0	-100.00
NORWAY	11,867	0	-100.00	13,275	0	-100.00
SWEDEN	0	27	-	0	49	-
FINLAND	119,631	0	-100.00	119,542	0	-100.00

TABEL 5. PERKEMBANGAN EKSPOR INDONESIA MENURUT KOMODITI DAN NEGARA TUJUAN

JENIS BARANG	BERAT BERSIH (KG)		PERUB	NILAI FOB (US \$)		PERUB
	JAN-JUN 2008	JAN-JUN 2009	%	JAN-JUN 2008	JAN-JUN 2009	%
(1)	(2)	(3)	(4)	(5)	(6)	(7)
IRELAND	2,874	6,674	132.22	10,000	29,146	191.46
ITALY	135,051	113,252	-16.14	307,455	197,013	-35.92
SPAIN	36,679	25,634	-30.11	42,990	56,112	30.52
PORTUGAL	29,194	0	-100.00	20,197	0	-100.00
POLAND	316,251	172,623	-45.42	476,927	190,657	-60.02
BULGARIA	0	920	-	0	1,264	-
LITHUANIA	25,000	0	-100.00	43,419	0	-100.00
SLOVAKIA	0	573	-	0	681	-
SLOVENIA	29,147	0	-100.00	25,899	0	-100.00
CZECH REPUBLIC	0	13,036	-	0	13,182	-
RUSSIA FEDERATION	3,266	0	-100.00	1,253	0	-100.00
-KAYU OLAHAN LAIN	585,569,227	462,027,406	-21.10	655,425,378	482,149,803	-26.44
JAPAN	78,831,017	30,726,074	-61.02	75,685,668	53,602,652	-29.18
HONG KONG	10,752,242	5,167,471	-51.94	10,260,261	6,341,945	-38.19
KOREA, DEMOCRATIC PEOPLE'S RE	17,768	0	-100.00	20,081	0	-100.00
KOREA, REPUBLIC OF	54,463,130	20,659,586	-62.07	35,708,264	21,695,531	-39.24
TAIWAN	29,054,035	10,167,489	-65.00	13,203,697	8,184,940	-38.01
CHINA	82,953,881	129,637,080	56.28	43,898,912	30,580,506	-30.34
MACAU	751	94	-87.48	1,233	350	-71.61
PAPUA NEW GUINEA	1,843	1,223	-33.64	2,136	1,185	-44.52
THAILAND	566,342	318,938	-43.68	863,082	388,909	-54.94
SINGAPORE	10,480,925	7,592,360	-27.56	10,869,472	7,332,224	-32.54
PHILIPPINES	2,804,561	1,666,030	-40.60	986,741	389,293	-60.55
MALAYSIA	10,963,554	8,420,966	-23.19	6,414,445	4,562,615	-28.87
MYANMAR (FORM. BURMA)	168	0	-100.00	100	0	-100.00
CAMBODIA	2,340	104,053	4,346.71	5,278	150,236	2,746.46
BRUNEI DARUSSALAM	348,216	150,723	-56.72	412,078	177,474	-56.93
LAO PEOPLE'S DEMOCRATIC REPUB	0	291	-	0	7,857	-
VIET NAM	13,346,533	12,015,996	-9.97	5,582,352	3,340,036	-40.17
MALDIVES	678,251	511,009	-24.66	1,292,729	959,005	-25.82
INDIA	3,594,863	8,917,517	148.06	2,997,970	3,572,629	19.17
PAKISTAN	315,729	218,508	-30.79	303,167	152,363	-49.74
BANGLADESH	353,405	22,336	-93.68	87,391	16,918	-80.64
SRI LANKA	132,436	112,909	-14.74	205,555	84,518	-58.88
IRAQ	149,942	204,013	36.06	66,688	168,580	152.79
IRAN (ISLAMIC REPUBLIC OF)	514,761	868,789	68.78	469,400	951,973	102.81
SAUDI ARABIA	6,073,471	1,254,411	-79.35	2,195,380	709,295	-67.69
ISRAEL	199,846	179,280	-10.29	409,318	469,139	14.61
KUWAIT	719,849	969,190	34.64	469,569	338,667	-27.88
JORDAN	338,696	1,732,745	411.59	254,057	749,253	194.92
LEBANON	139,619	165,009	18.19	222,922	425,520	90.88
YEMEN	1,466,834	2,843,088	93.82	488,690	696,491	42.52
OMAN	64,285	30,006	-53.32	47,653	35,647	-25.19
SYRIA ARAB REPUBLIC	6,794,683	21,383,090	214.70	1,232,935	4,883,176	296.06
TURKEY	2,762,191	1,782,720	-35.46	3,816,996	2,680,195	-29.78
UNITED ARAB EMIRATES	4,678,588	2,606,550	-44.29	3,601,009	1,656,989	-53.99
QATAR	595,247	58,096	-90.24	651,300	63,479	-90.25
BAHRAIN	231,465	504,278	117.86	210,405	345,241	64.08
CYPRUS	138,871	196,419	41.44	258,533	456,432	76.55
EGYPT	12,924,047	12,816,236	-0.83	2,850,869	3,221,054	12.98
LIBYAN ARAB JAMAHIRIYA	125,797	65,484	-47.94	183,630	74,350	-59.51
MOROCCO	55,121	38,715	-29.76	81,086	74,169	-8.53
TUNISIA	306,812	146,111	-52.38	139,025	393,677	183.17
ALGERIA	498,702	51,130	-89.75	437,875	50,236	-88.53
SUDAN	17,993	29,812	65.69	60,762	30,240	-50.23
NAMIBIA	918	6,093	563.73	1,398	9,071	548.86
ETHIOPIA	30,243	17	-99.94	52,131	28	-99.95
TANZANIA, UNITED REPUBLIC OF	6,921	1,424	-79.42	27,206	2,384	-91.24
MADAGASCAR	8,677	12,561	44.76	18,136	39,753	119.19
SOMALIA	67,596	11,841	-82.48	133,308	19,144	-85.64
KENYA	2,284	105,597	4,523.34	1,001	137,494	13,635.66
REUNION	497,846	302,478	-39.24	784,500	477,617	-39.12
MOZAMBIQUE	16,653	4,370	-73.76	9,084	1,940	-78.64
GHANA	892	11	-98.77	2,060	300	-85.44
ANGOLA	3,408	984	-71.13	3,952	1,198	-69.69
CONGO	0	192	-	0	1,248	-
CAMEROON	49	0	-100.00	464	0	-100.00
NIGERIA	10	52,611	526,010.00	225	184,557	81,925.33
SIERRA LEONE	0	454	-	0	1,440	-
GABON	2,498	150	-94.00	10,224	2,215	-78.34
COTE D'IVOIRE	5,464	238	-95.64	7,112	753	-89.41
SENEGAL	20,838	22,564	8.28	23,653	22,549	-4.67
U.S. VIRGIN ISLANDS	3,308	566	-82.89	5,801	907	-84.36
SEYCHELLES	140,292	303,025	116.00	279,339	621,783	122.59

TABEL 5. PERKEMBANGAN EKSPOR INDONESIA MENURUT KOMODITI DAN NEGARA TUJUAN

JENIS BARANG	BERAT BERSIH (KG)		PERUB	NILAI FOB (US \$)		PERUB
	JAN-JUN 2008	JAN-JUN 2009	%	JAN-JUN 2008	JAN-JUN 2009	%
(1)	(2)	(3)	(4)	(5)	(6)	(7)
DJIBOUTI	1,262	2,582	104.60	5,794	17,001	193.42
SOUTH AFRICA	7,359,745	5,449,295	-25.96	10,347,655	7,422,887	-28.27
MAURITIUS	187,330	148,548	-20.70	411,919	302,305	-26.61
VIRGIN ISLANDS (BRITISH)	4,181	1,985	-52.52	14,223	1,970	-86.15
AUSTRALIA	41,251,231	34,327,052	-16.79	52,601,962	50,556,204	-3.89
NEW ZEALAND	3,252,032	3,086,431	-5.09	3,432,234	3,712,775	8.17
MICRONESIA, FEDERATED STATES	0	4,319	-	0	4,219	-
GUAM	27,364	54,648	99.71	60,804	88,709	45.89
PALAU	3,370	1,082	-67.89	7,312	4,583	-37.32
NEW CALEDONIA	591,936	495,204	-16.34	915,450	773,443	-15.51
NORTHERN MARIANA ISLANDS	2,600	899	-65.42	10,116	7,513	-25.73
SAINT VINCENT AND THE GRENADIN	1,601	3,027	89.07	3,083	11,507	273.24
VANUATU	25,597	39,711	55.14	130,401	42,180	-67.65
WALLIS AND FUTUNA ISLANDS	10,733	2,336	-78.24	20,556	3,559	-82.69
COOK ISLANDS	28,018	9,288	-66.85	33,348	28,301	-15.13
FIJI	53,932	2,931	-94.57	213,894	17,254	-91.93
SAMOA	978	2,942	200.82	2,576	3,788	47.05
SOLOMON ISLANDS	6,290	0	-100.00	16,722	0	-100.00
TONGA	1,607	10	-99.38	6,651	23	-99.65
EAST TIMOR	52,536	70,884	34.92	86,364	54,765	-36.59
UNITED STATES	37,509,389	24,227,284	-35.41	88,445,754	62,898,213	-28.88
CANADA	3,084,881	1,601,174	-48.10	6,739,553	3,757,483	-44.25
MEXICO	684,092	456,462	-33.27	1,592,727	1,139,414	-28.46
GUATEMALA	4,514	4,832	7.04	24,841	19,908	-19.86
HONDURAS	5,439	8,751	60.89	3,272	15,079	360.85
NICARAGUA	2,003	2,737	36.65	2,428	5,571	129.45
PANAMA	31,706	25,487	-19.61	76,781	38,238	-50.20
CHILE	248,468	125,261	-49.59	539,713	273,700	-49.29
VENEZUELA	21,540	91,585	325.19	29,212	190,599	552.47
ARGENTINA	342,638	108,847	-68.23	677,045	401,142	-40.75
BRAZIL	231,465	212,209	-8.32	585,675	442,254	-24.49
COLOMBIA	75,216	61,802	-17.83	114,295	94,636	-17.20
URUGUAY	15,686	13,991	-10.81	33,808	35,899	6.18
PARAGUAY	0	786	-	0	602	-
ECUADOR	298	0	-100.00	692	0	-100.00
PERU	13,659	2,663	-80.50	17,357	9,212	-46.93
TRINIDAD AND TOBAGO	14,027	4,088	-70.86	39,440	9,848	-75.03
BAHAMAS	40,653	6,832	-83.19	122,265	15,616	-87.23
JAMAICA	49,643	57,647	16.12	138,109	147,158	6.55
PUERTO RICO	74,154	72,875	-1.72	201,874	205,046	1.57
BELIZE	0	896	-	0	2,247	-
DOMINICAN REPUBLIC	75,349	111,760	48.32	159,678	300,411	88.14
COSTA RICA	55,461	33,504	-39.59	113,159	70,629	-37.58
HAITI	0	6,258	-	0	13,405	-
BARBADOS	3,775	87,062	2,206.28	6,750	71,805	963.78
ANTIGUA AND BARBUDA	2,171	444	-79.55	8,961	809	-90.97
ANGUILLA	0	13,895	-	0	35,175	-
ARUBA	56,918	15,630	-72.54	86,115	38,688	-55.07
BERMUDA	17,500	17,714	1.22	59,928	86,150	43.76
CAYMAN ISLANDS	881	0	-100.00	529	0	-100.00
DOMINICA	963	0	-100.00	3,775	0	-100.00
FRENCH GUIANA	16,285	16,486	1.23	51,161	39,616	-22.57
FRENCH POLYNESIA	305,214	100,110	-67.20	591,491	208,475	-64.75
GRENADA	6,628	326	-95.08	30,689	1,591	-94.82
MARTINIQUE	86,391	49,618	-42.57	148,695	71,954	-51.61
NETHERLANDS ANTILLES	251,733	179,423	-28.72	1,006,035	759,154	-24.54
NORFOLK ISLANDS	2,081	0	-100.00	4,992	0	-100.00
SAINT LUCIA	47,272	0	-100.00	182,593	0	-100.00
TURKS AND CAICOS ISLANDS	241,136	0	-100.00	542,299	0	-100.00
GUADELOUPE	47,023	35,436	-24.64	121,216	55,958	-53.84
SAINT KITTS AND NEVIS	6,019	5,479	-8.97	9,051	7,749	-14.39
UNITED KINGDOM	20,162,370	12,287,517	-39.06	39,739,968	25,686,782	-35.36
NETHERLANDS	38,474,217	29,516,309	-23.28	52,480,422	44,954,161	-14.34
FRANCE	12,444,499	9,191,623	-26.14	22,421,226	16,679,176	-25.61
GERMANY, FED. REP. OF	24,325,141	21,158,769	-13.02	40,384,891	35,324,689	-12.53
AUSTRIA	131,637	174,801	32.79	442,357	392,087	-11.36
BELGIUM	12,389,350	8,560,271	-30.91	17,480,779	13,277,750	-24.04
SWITZERLAND	93,715	154,281	64.63	435,592	658,939	51.27
LUXEMBOURG	135,255	0	-100.00	101,005	0	-100.00
MONACO	287	0	-100.00	1,141	0	-100.00
DENMARK	3,528,294	2,144,428	-39.22	6,710,859	3,172,478	-52.73
NORWAY	2,987,309	1,247,527	-58.24	6,652,312	2,353,404	-64.62
SWEDEN	1,357,414	739,517	-45.52	3,718,611	2,248,573	-39.53
FINLAND	1,376,867	328,707	-76.13	3,008,633	804,613	-73.26
IRELAND	1,848,628	519,111	-71.92	4,037,739	1,234,359	-69.43

TABEL 5. PERKEMBANGAN EKSPOR INDONESIA MENURUT KOMODITI DAN NEGARA TUJUAN

JENIS BARANG	BERAT BERSIH (KG)		PERUB	NILAI FOB (US \$)		PERUB
	JAN-JUN 2008	JAN-JUN 2009	%	JAN-JUN 2008	JAN-JUN 2009	%
(1)	(2)	(3)	(4)	(5)	(6)	(7)
ITALY	10,244,000	5,850,906	-42.88	23,192,732	12,768,463	-44.95
SPAIN	5,683,180	3,225,176	-43.25	11,526,235	8,414,120	-27.00
PORTUGAL	1,267,174	1,253,355	-1.09	2,866,103	2,631,721	-8.18
ICELAND	23,940	0	-100.00	48,152	0	-100.00
GREECE	1,147,189	804,625	-29.86	2,236,615	2,375,518	6.21
ANDORRA	3,655	0	-100.00	1,679	0	-100.00
DEMOCRATIC REPUBLIC OF THE CC	0	845	-	0	2,688	-
HUNGARY	169,839	82,696	-51.31	314,643	133,851	-57.46
POLAND	6,646,023	5,848,479	-12.00	9,071,587	8,057,463	-11.18
ROMANIA	224,500	10,303	-95.41	356,143	22,410	-93.71
BULGARIA	387,994	252,893	-34.82	571,459	404,222	-29.26
YUGOSLAVIA	119,586	4,385	-96.33	172,364	9,858	-94.28
ALBANIA	1,103	70,521	6,293.56	5,689	113,052	1,887.20
AZERBAIJAN	148,152	5,681	-96.17	250,215	23,703	-90.53
KAZAKHSTAN	280,788	20,895	-92.56	582,055	50,492	-91.33
MOLDOVA, REPUBLIC OF	15,592	0	-100.00	15,763	0	-100.00
UKRAINE	1,041,391	279,810	-73.13	1,589,812	534,370	-66.39
UZBEKISTAN	13,272	0	-100.00	20,800	0	-100.00
LITHUANIA	76,292	132,295	73.41	154,968	191,021	23.26
LATVIA	337,056	20,205	-94.01	436,381	32,757	-92.49
ESTONIA	468,868	171,694	-63.38	651,838	386,825	-40.66
GEORGIA	80,323	39,568	-50.74	172,422	57,372	-66.73
CROATIA	454,094	235,055	-48.24	858,151	527,617	-38.52
BOSNIA AND HERZEGOVINA	1,169	0	-100.00	5,382	0	-100.00
MALTA	13,709	14,033	2.36	41,800	95,234	127.83
SLOVAKIA	65,516	9,769	-85.09	71,951	34,862	-51.55
SLOVENIA	237,041	126,653	-46.57	446,969	398,568	-10.83
CZECH REPUBLIC	290,372	246,904	-14.97	764,564	660,766	-13.58
REP. OF MACEDONIA	8,915	2,147	-75.92	12,942	2,694	-79.18
RUSSIA FEDERATION	1,062,190	672,123	-36.72	2,229,099	1,377,355	-38.21
-TIMAH	62,638,259	51,770,283	-17.35	1,051,573,758	598,361,990	-43.10
JAPAN	2,483,597	466,976	-81.20	39,899,969	5,721,073	-85.66
HONG KONG	645,771	85,251	-86.80	9,560,510	709,544	-92.58
KOREA, REPUBLIC OF	927,211	513,683	-44.60	15,733,353	5,861,968	-62.74
TAIWAN	941,055	565,897	-39.87	16,433,793	6,700,235	-59.23
CHINA	325,612	2,063,754	533.81	4,220,974	23,344,336	453.06
THAILAND	19,733	163,535	728.74	266,395	1,717,118	544.58
SINGAPORE	50,007,410	41,766,225	-16.48	842,892,080	484,981,980	-42.46
PHILIPPINES	50,264	60,604	20.57	1,121,771	942,791	-15.96
MALAYSIA	6,387,299	5,740,750	-10.12	110,135,121	64,992,308	-40.99
VIET NAM	330,609	78	-99.98	5,043,720	565	-99.99
INDIA	452,077	67,111	-85.15	6,005,589	763,100	-87.29
BANGLADESH	966	2,000	107.04	16,830	23,130	37.43
IRAQ	0	6,113	-	0	118,569	-
UNITED ARAB EMIRATES	0	100,113	-	0	1,330,577	-
AUSTRALIA	56,534	46,352	-18.01	174,062	181,723	4.40
EAST TIMOR	4,064	0	-100.00	4,620	0	-100.00
UNITED STATES	6,057	69,395	1,045.70	64,971	214,657	230.39
NETHERLANDS	0	49,809	-	0	709,776	-
GERMANY, FED. REP. OF	0	2,637	-	0	48,540	-
-ALUMINIUM	134,055,247	124,267,288	-7.30	424,305,253	229,272,962	-45.97
JAPAN	72,650,259	78,843,352	8.52	197,764,244	112,711,876	-43.01
HONG KONG	841,418	694,495	-17.46	3,006,926	1,162,199	-61.35
KOREA, DEMOCRATIC PEOPLE'S RE	1,306	0	-100.00	8,250	0	-100.00
KOREA, REPUBLIC OF	4,727,919	7,546,806	59.62	9,683,552	10,202,066	5.35
TAIWAN	2,107,804	949,132	-54.97	8,084,804	3,460,433	-57.20
CHINA	1,289,106	5,514,829	327.80	4,757,717	9,444,603	98.51
PAPUA NEW GUINEA	448,333	761,793	69.92	1,707,183	1,930,573	13.09
THAILAND	3,718,595	2,933,084	-21.12	15,032,784	8,205,813	-45.41
SINGAPORE	5,416,942	3,935,393	-27.35	19,998,819	13,362,623	-33.18
PHILIPPINES	5,508,589	4,001,509	-27.36	17,681,128	13,194,760	-25.37
MALAYSIA	5,930,758	4,590,163	-22.60	21,015,031	12,010,676	-42.85
MYANMAR (FORM. BURMA)	56,260	21,258	-62.21	214,443	53,098	-75.24
BRUNEI DARUSSALAM	134,862	159,560	18.31	607,589	614,430	1.13
NEPAL	176,659	0	-100.00	651,890	0	-100.00
VIET NAM	734,962	1,339,103	82.20	3,618,769	2,689,367	-25.68
MALDIVES	5,433	1,973	-63.68	12,692	9,964	-21.49
INDIA	786,510	506,351	-35.62	3,193,509	1,399,028	-56.19
PAKISTAN	199,130	77,374	-61.14	971,088	268,178	-72.38
BANGLADESH	172,971	214,403	23.95	749,329	509,419	-32.02
SRI LANKA	64,692	35,754	-44.73	269,562	95,691	-64.50
IRAN (ISLAMIC REPUBLIC OF)	8,832	19,201	117.40	20,369	84,118	312.97
SAUDI ARABIA	2,060,944	69,667	-96.62	13,938,849	366,862	-97.37

TABEL 5. PERKEMBANGAN EKSPOR INDONESIA MENURUT KOMODITI DAN NEGARA TUJUAN

JENIS BARANG	BERAT BERSIH (KG)		PERUB	NILAI FOB (US \$)		PERUB
	JAN-JUN 2008	JAN-JUN 2009	%	JAN-JUN 2008	JAN-JUN 2009	%
(1)	(2)	(3)	(4)	(5)	(6)	(7)
KUWAIT	5,190	3,876	-25.32	3,600	9,066	151.83
LEBANON	0	11,869	-	0	39,180	-
YEMEN	1,515	0	-100.00	5,923	0	-100.00
OMAN	737,171	47,700	-93.53	3,117,863	99,492	-96.81
TURKEY	80,960	28,918	-64.28	341,149	96,273	-71.78
UNITED ARAB EMIRATES	378,152	53,797	-85.77	1,906,533	265,909	-86.05
BAHRAIN	157	783	398.73	6,215	4,974	-19.97
CYPRUS	819	1,762	115.14	9,324	12,284	31.75
EGYPT	234,375	4,100	-98.25	1,187,865	6,261	-99.47
LIBYAN ARAB JAMAHIRIYA	0	5,788	-	0	9,486	-
MOROCCO	905	0	-100.00	4,853	0	-100.00
ETHIOPIA	1,109,688	576,485	-48.05	3,750,000	1,511,083	-59.70
MADAGASCAR	38,640	58,085	50.32	133,234	185,994	39.60
KENYA	1,800	0	-100.00	10,905	0	-100.00
REUNION	16,663	15,841	-4.93	56,483	51,907	-8.10
MOZAMBIQUE	90,653	0	-100.00	417,965	0	-100.00
ANGOLA	0	112	-	0	1,385	-
NIGERIA	218,247	149,870	-31.33	761,773	346,871	-54.47
COTE D'IVOIRE	83,520	0	-100.00	413,280	0	-100.00
SENEGAL	1,891	4,690	148.02	11,468	26,702	132.84
BENIN	125	0	-100.00	68	0	-100.00
SEYCHELLES	0	309	-	0	1,883	-
SAO TOME AND PRINCIPE	593	0	-100.00	500	0	-100.00
SOUTH AFRICA	102,006	61,695	-39.52	760,977	383,266	-49.64
ZAMBIA	1,056	630	-40.34	12,342	7,504	-39.20
MAURITIUS	312,646	363,942	16.41	1,086,595	1,143,712	5.26
AUSTRALIA	4,412,676	3,001,574	-31.98	16,164,328	8,139,258	-49.65
NEW ZEALAND	1,200,457	510,391	-57.48	4,096,960	1,118,932	-72.69
GUAM	243	0	-100.00	1,620	0	-100.00
NEW CALEDONIA	189,555	176,137	-7.08	697,736	561,136	-19.58
VANUATU	988	5,892	496.36	2,011	4,966	146.94
COOK ISLANDS	65	0	-100.00	188	0	-100.00
FIJI	41,187	187,329	354.83	114,156	232,923	104.04
KIRIBATI	148	0	-100.00	1,608	0	-100.00
TONGA	110	0	-100.00	589	0	-100.00
EAST TIMOR	109,624	255,461	133.03	97,198	315,589	224.69
UNITED STATES	13,552,048	3,741,145	-72.39	48,985,053	12,458,663	-74.57
CANADA	853,728	1,036,521	21.41	3,306,699	2,499,515	-24.41
MEXICO	20,856	0	-100.00	82,157	0	-100.00
GUATEMALA	0	115	-	0	499	-
CHILE	13,914	0	-100.00	102,731	0	-100.00
VENEZUELA	421	23	-94.54	128	34	-73.44
ARGENTINA	150	76	-49.33	195	92	-52.82
BRAZIL	107,484	132,707	23.47	610,415	644,319	5.55
COLOMBIA	0	1	-	0	9	-
URUGUAY	1,057	1	-99.91	518	3	-99.42
PERU	0	16,604	-	0	33,355	-
TRINIDAD AND TOBAGO	10	0	-100.00	150	0	-100.00
JAMAICA	0	308	-	0	367	-
PUERTO RICO	35,736	0	-100.00	107,946	0	-100.00
DOMINICAN REPUBLIC	1,043	540	-48.23	12,931	1,775	-86.27
COSTA RICA	2,607	0	-100.00	23,827	0	-100.00
HAITI	136,852	0	-100.00	670,022	0	-100.00
FRENCH POLYNESIA	128	1,516	1,084.38	1,532	1,332	-13.05
NETHERLANDS ANTILLES	939	1,400	49.09	516	1,097	112.60
GUADELOUPE	0	152	-	0	180	-
UNITED KINGDOM	715,664	391,155	-45.34	3,979,327	1,995,741	-49.85
NETHERLANDS	80,953	141,722	75.07	674,686	1,061,780	57.37
FRANCE	170,474	142,870	-16.19	1,267,841	1,006,540	-20.61
GERMANY, FED. REP. OF	689,514	588,338	-14.67	1,577,013	1,635,260	3.69
AUSTRIA	1,210	2,887	138.60	7,801	7,616	-2.37
BELGIUM	112,960	101,679	-9.99	791,454	456,091	-42.37
SWITZERLAND	669	2,561	282.81	5,499	11,210	103.86
DENMARK	184,702	17,454	-90.55	619,147	25,163	-95.94
NORWAY	87,715	16,953	-80.67	285,051	92,774	-67.45
SWEDEN	89,276	7,585	-91.50	169,044	59,225	-64.96
FINLAND	0	4,272	-	0	28,053	-
ITALY	87,934	85,701	-2.54	464,877	339,973	-26.87
SPAIN	62,281	44,680	-28.26	282,756	293,433	3.78
PORTUGAL	47	1,343	2,757.45	161	1,860	1,055.28
GREECE	11,766	3,518	-70.10	82,921	17,753	-78.59
DEMOCRATIC REPUBLIC OF THE CC	9,343	0	-100.00	35,527	0	-100.00
HUNGARY	435	435	0.00	2,923	3,150	7.77
POLAND	13,458	3,814	-71.66	81,481	104,407	28.14
ROMANIA	2,293	0	-100.00	15,442	0	-100.00

TABEL 5. PERKEMBANGAN EKSPOR INDONESIA MENURUT KOMODITI DAN NEGARA TUJUAN

JENIS BARANG	BERAT BERSIH (KG)		PERUB	NILAI FOB (US \$)		PERUB
	JAN-JUN 2008	JAN-JUN 2009	%	JAN-JUN 2008	JAN-JUN 2009	%
(1)	(2)	(3)	(4)	(5)	(6)	(7)
BULGARIA	2,106	2,512	19.28	12,217	15,282	25.09
UKRAINE	19,732	6,208	-68.54	64,594	35,466	-45.09
CROATIA	1,663	4,338	160.85	10,667	31,620	196.43
MALTA	0	2,165	-	0	3,098	-
SLOVAKIA	0	20	-	0	202	-
SLOVENIA	8,812	775	-91.21	45,241	2,963	-93.45
CZECH REPUBLIC	561,158	0	-100.00	1,760,927	0	-100.00
RUSSIA FEDERATION	0	20,958	-	0	51,249	-
-NIKEL	43,871,866	18,579,281	-57.65	687,930,331	122,297,593	-82.22
JAPAN	36,470,642	18,352,543	-49.68	639,207,176	121,404,349	-81.01
HONG KONG	37	0	-100.00	673	0	-100.00
KOREA, REPUBLIC OF	34,688	158,789	357.76	136,298	432,478	217.30
CHINA	8,715	8,572	-1.64	51,789	136,008	162.62
THAILAND	43	0	-100.00	432	0	-100.00
SINGAPORE	19,290	411	-97.87	33,038	12,025	-63.60
MALAYSIA	41,753	298	-99.29	164,535	16,125	-90.20
VIET NAM	0	27,341	-	0	149,955	-
INDIA	0	8,656	-	0	25,140	-
EGYPT	0	32	-	0	168	-
UNITED STATES	1	76	7,500.00	84	7,897	9,301.19
UNITED KINGDOM	2,538	17,045	571.59	32,078	96,471	200.74
NETHERLANDS	0	5,493	-	0	16,821	-
AUSTRIA	59	25	-57.63	68	156	129.41
SWITZERLAND	7,294,100	0	-100.00	48,304,160	0	-100.00
-BESI/BAJA	1,150,439,058	920,063,506	-20.03	1,604,744,275	1,051,985,453	-34.45
JAPAN	59,370,317	29,014,820	-51.13	103,959,453	70,436,645	-32.25
HONG KONG	856,513	2,379,667	177.83	2,785,102	5,116,875	83.72
KOREA, REPUBLIC OF	26,223,141	37,016,885	41.16	135,302,703	69,852,348	-48.37
TAIWAN	11,888,952	3,903,451	-67.17	30,401,900	6,012,109	-80.22
CHINA	70,123,599	146,687,056	109.18	43,334,692	62,848,459	45.03
MACAU	3,225	0	-100.00	17,786	0	-100.00
PAPUA NEW GUINEA	1,025,700	1,487,036	44.98	942,249	2,946,374	212.70
THAILAND	38,094,912	13,606,381	-64.28	58,839,251	28,440,466	-51.66
SINGAPORE	292,246,717	158,181,030	-45.87	312,305,352	178,990,440	-42.69
PHILIPPINES	14,515,736	15,579,370	7.33	19,070,819	14,682,118	-23.01
MALAYSIA	103,702,853	88,936,230	-14.24	101,167,710	75,998,928	-24.88
MYANMAR (FORM. BURMA)	1,491,179	5,315,542	256.47	2,342,787	4,133,359	76.43
CAMBODIA	5,841,892	53	-100.00	5,688,711	556	-99.99
BRUNEI DARUSSALAM	204,154	3,871,706	1,796.46	539,415	3,083,658	471.67
NEPAL	57	0	-100.00	315	0	-100.00
VIET NAM	80,277,766	94,395,820	17.59	75,888,792	60,667,897	-20.06
MALDIVES	65,740	41,734	-36.52	175,000	143,399	-18.06
INDIA	27,048,024	38,246,836	41.40	24,430,257	26,973,979	10.41
PAKISTAN	3,803,670	13,420,761	252.84	4,045,568	11,046,019	173.04
BANGLADESH	3,227,859	6,648,268	105.97	3,736,785	4,171,339	11.63
SRI LANKA	6,938,186	5,938,952	-14.40	6,637,887	3,286,220	-50.49
IRAQ	0	48,532	-	0	38,167	-
IRAN (ISLAMIC REPUBLIC OF)	31,498,010	29,495,269	-6.36	34,776,645	60,033,675	72.63
SAUDI ARABIA	4,752,667	10,213,301	114.90	8,861,474	12,631,820	42.55
ISRAEL	4,022	4,321	7.43	18,395	89,895	388.69
KUWAIT	4,955,591	7,085,140	42.97	8,049,411	7,244,390	-10.00
JORDAN	27,277	442,114	1,520.83	63,984	363,434	468.01
LEBANON	22,485	25,222	12.17	76,650	123,216	60.75
YEMEN	2,190,860	1,140,042	-47.96	4,791,599	1,940,239	-59.51
OMAN	457,389	6,509,200	1,323.12	599,939	10,302,081	1,617.19
SYRIA ARAB REPUBLIC	1,135,086	3,893,985	243.06	2,423,232	9,444,038	289.73
TURKEY	1,144,532	663,096	-42.06	2,002,528	1,235,971	-38.28
UNITED ARAB EMIRATES	68,229,525	19,037,168	-72.10	65,443,949	15,279,352	-76.65
QATAR	2,299,866	5,349,660	132.61	8,353,879	8,557,916	2.44
BAHRAIN	2,732,497	23,210	-99.15	5,590,292	33,526	-99.40
CYPRUS	9,274	226,905	2,346.68	13,502	164,196	1,116.09
EGYPT	1,771,305	3,497,224	97.44	725,321	4,511,052	521.94
LIBYAN ARAB JAMAHIRIYA	0	50,457	-	0	37,104	-
MOROCCO	0	726	-	0	1,187	-
TUNISIA	2,040,887	194,015	-90.49	2,880,212	151,064	-94.76
ALGERIA	2,424,161	2,862,321	18.07	11,426,120	6,852,243	-40.03
SUDAN	43,725	300,684	587.67	497,787	137,298	-72.42
NAMIBIA	0	322	-	0	746	-
ETHIOPIA	230,750	0	-100.00	302,283	0	-100.00
TANZANIA, UNITED REPUBLIC OF	205,851	168	-99.92	389,221	513	-99.87
MADAGASCAR	1,090,929	992,344	-9.04	1,227,172	718,967	-41.41
SOMALIA	225,249	0	-100.00	261,020	0	-100.00
KENYA	44,907	425,221	846.89	106,427	333,478	213.34

TABEL 5. PERKEMBANGAN EKSPOR INDONESIA MENURUT KOMODITI DAN NEGARA TUJUAN

JENIS BARANG	BERAT BERSIH (KG)		PERUB	NILAI FOB (US \$)		PERUB
	JAN-JUN 2008	JAN-JUN 2009	%	JAN-JUN 2008	JAN-JUN 2009	%
(1)	(2)	(3)	(4)	(5)	(6)	(7)
REUNION	19,328	14,949	-22.66	39,731	21,761	-45.23
MOZAMBIQUE	718,620	17,095	-97.62	948,578	17,951	-98.11
GHANA	81,854	122,131	49.21	162,747	111,263	-31.63
LIBERIA	0	49,310	-	0	31,010	-
ANGOLA	716,677	2,370,445	230.75	1,424,211	9,787,788	587.24
CAMEROON	35,581	15,116	-57.52	69,485	36,410	-47.60
NIGERIA	233,909	288,472	23.33	464,771	458,004	-1.46
GABON	15,428	150	-99.03	34,437	1,960	-94.31
COTE D'IVOIRE	38,634	7,548	-80.46	45,801	9,417	-79.44
SENEGAL	419	4,758	1,035.56	1,729	9,683	460.03
MAURITANIA	250,099	233,530	-6.62	750,803	951,467	26.73
BENIN	62,891	172,131	173.70	94,253	247,176	162.25
BURKINA FASO	0	3,644	-	0	11,022	-
SEYCHELLES	415,339	12,857	-96.90	380,910	34,318	-90.99
UGANDA	0	3,614	-	0	11,991	-
NIGER	88	0	-100.00	250	0	-100.00
DJIBOUTI	1,912,292	128	-99.99	2,289,311	200	-99.99
SOUTH AFRICA	2,444,079	1,151,835	-52.87	3,983,051	2,766,691	-30.54
ZIMBABWE	5,074	0	-100.00	10,258	0	-100.00
ZAMBIA	139,326	0	-100.00	299,140	0	-100.00
MAURITIUS	3,265,643	2,417,508	-25.97	4,700,545	3,657,835	-22.18
RWANDA	35	0	-100.00	250	0	-100.00
VIRGIN ISLANDS (BRITISH)	85	2,567	2,920.00	521	973	86.76
AUSTRALIA	88,597,064	40,408,706	-54.39	92,626,295	59,302,507	-35.98
NEW ZEALAND	2,448,397	3,257,502	33.05	2,866,871	3,477,341	21.29
MICRONESIA, FEDERATED STATES	0	6,520	-	0	20,921	-
GUAM	16,206	1,150	-92.90	9,393	2,169	-76.91
PALAU	915	3	-99.67	1,547	60	-96.12
NEW CALEDONIA	19,824	37,826	90.81	40,160	45,515	13.33
SAINT VINCENT AND THE GRENADIN	43	0	-100.00	43	0	-100.00
VANUATU	44,784	7,641	-82.94	100,763	20,029	-80.12
WALLIS AND FUTUNA ISLANDS	840	49	-94.17	1,824	92	-94.96
COOK ISLANDS	3,335	1,703	-48.94	22,279	5,529	-75.18
FIJI	41,196	177,026	329.72	59,453	328,383	452.34
SOLOMON ISLANDS	2,057,343	0	-100.00	1,737,730	0	-100.00
TONGA	1,088	5	-99.54	1,471	10	-99.32
EAST TIMOR	2,691,010	5,520,890	105.16	2,692,249	5,951,835	121.07
UNITED STATES	37,343,257	26,469,021	-29.12	91,199,607	73,667,891	-19.22
CANADA	936,787	2,345,629	150.39	4,119,519	4,172,635	1.29
MEXICO	716,261	4,970,729	593.98	1,886,942	12,967,537	587.22
GUATEMALA	132,203	61,663	-53.36	330,908	174,037	-47.41
HONDURAS	102	0	-100.00	65	0	-100.00
NICARAGUA	794	8	-98.99	962	17	-98.23
PANAMA	1,112	1,960	76.26	1,184	1,868	57.77
SURINAME	16,874	0	-100.00	37,286	0	-100.00
CHILE	388,049	202,080	-47.92	607,926	304,336	-49.94
VENEZUELA	2,463	510,172	20,613.44	94,261	1,177,768	1,149.48
ARGENTINA	89,033	48,522	-45.50	600,628	588,700	-1.99
BRAZIL	1,389,165	208,236	-85.01	4,754,619	472,187	-90.07
COLOMBIA	62,718	644,627	927.82	254,641	4,243,831	1,566.59
URUGUAY	195	17	-91.28	789	129	-83.65
ECUADOR	511,795	43,463	-91.51	1,066,868	79,150	-92.58
PERU	386,666	194,735	-49.64	770,984	348,046	-54.86
TRINIDAD AND TOBAGO	95,964	99,419	3.60	101,279	294,156	190.44
BAHAMAS	35	0	-100.00	35	0	-100.00
JAMAICA	409	823	101.22	137	688	402.19
PUERTO RICO	301	120	-60.13	996	846	-15.06
DOMINICAN REPUBLIC	2,339	982	-58.02	2,710	2,109	-22.18
COSTA RICA	2,883	9,971	245.86	3,553	12,103	240.64
HAITI	0	53	-	0	118	-
BARBADOS	50,950	23,340	-54.19	61,340	17,524	-71.43
ANGUILLA	0	67	-	0	86	-
ARUBA	504	0	-100.00	4,796	0	-100.00
BERMUDA	2	506	25,200.00	60	1,952	3,153.33
FRENCH GUIANA	5,013	5,009	-0.08	15,051	15,537	3.23
FRENCH POLYNESIA	1,831,229	10,769	-99.41	1,519,923	13,115	-99.14
GRENADA	48	0	-100.00	235	0	-100.00
MARTINIQUE	2,193	900	-58.96	3,609	1,130	-68.69
NETHERLANDS ANTILLES	2,003	7,969	297.85	5,879	7,383	25.58
TURKS AND CAICOS ISLANDS	128	0	-100.00	212	0	-100.00
GUADELOUPE	2,662	4,762	78.89	4,986	5,456	9.43
SAINT KITTS AND NEVIS	779	685	-12.07	1,161	955	-17.74
UNITED KINGDOM	11,615,162	7,608,373	-34.50	9,372,068	8,542,808	-8.85
NETHERLANDS	31,970,880	33,416,922	4.52	28,653,633	23,073,267	-19.48
FRANCE	263,172	271,259	3.07	1,487,771	846,508	-43.10

TABEL 5. PERKEMBANGAN EKSPOR INDONESIA MENURUT KOMODITI DAN NEGARA TUJUAN

JENIS BARANG	BERAT BERSIH (KG)		PERUB	NILAI FOB (US \$)		PERUB
	JAN-JUN 2008	JAN-JUN 2009	%	JAN-JUN 2008	JAN-JUN 2009	%
(1)	(2)	(3)	(4)	(5)	(6)	(7)
GERMANY, FED. REP. OF	33,651,391	5,220,957	-84.49	29,038,335	7,417,593	-74.46
AUSTRIA	1,655	338,223	20,336.44	2,308	339,591	14,613.65
BELGIUM	2,377,079	2,175,991	-8.46	12,224,974	8,318,467	-31.96
SWITZERLAND	29,558,456	17,198,576	-41.82	185,259,107	38,742,498	-79.09
DENMARK	9,736,249	24,920	-99.74	7,263,241	61,677	-99.15
NORWAY	7,587	1,304	-82.81	19,463	6,196	-68.17
SWEDEN	306,081	64,894	-78.80	495,315	129,775	-73.80
FINLAND	13,021	3,354	-74.24	128,882	46,608	-63.84
IRELAND	2,306	589,432	25,460.80	4,148	411,836	9,828.54
ITALY	2,554,290	1,900,526	-25.59	8,572,725	3,380,384	-60.57
SPAIN	249,808	443,756	77.64	896,832	986,332	9.98
PORTUGAL	104,015	13,714	-86.82	105,064	81,725	-22.21
ICELAND	119,937	0	-100.00	258,000	0	-100.00
GREECE	79,978	23,685	-70.39	178,071	152,277	-14.49
DEMOCRATIC REPUBLIC OF THE CC	955	0	-100.00	3,636	0	-100.00
HUNGARY	1,564	6,097	289.83	2,955	17,571	494.62
POLAND	92,357	175,365	89.88	279,510	524,697	87.72
ROMANIA	992,804	690	-99.93	1,277,078	1,898	-99.85
BULGARIA	9,846	775	-92.13	26,904	820	-96.95
YUGOSLAVIA	381	528	38.58	386	1,639	324.61
KAZAKHSTAN	3,072	564,178	18,265.17	4,432	2,359,913	53,147.13
UKRAINE	18,105	77,680	329.05	36,742	162,178	341.40
LITHUANIA	163,185	2,051	-98.74	370,835	6,092	-98.36
LATVIA	0	44	-	0	196	-
ESTONIA	375,216	63,260	-83.14	910,212	88,658	-90.26
CROATIA	11,177	4,752	-57.48	32,295	7,486	-76.82
BOSNIA AND HERZEGOVINA	170	0	-100.00	798	0	-100.00
MALTA	1,709	86	-94.97	4,633	413	-91.09
SLOVAKIA	377	23,303	6,081.17	2,438	60,536	2,383.02
SLOVENIA	5,534	20,597	272.19	20,884	104,090	398.42
CZECH REPUBLIC	3,021	207,616	6,772.43	8,333	525,588	6,207.31
REP. OF MACEDONIA	0	4,979	-	0	6,243	-
RUSSIA FEDERATION	1,409,119	290,328	-79.40	3,994,680	630,536	-84.22
-TEMBAGA	141,133,272	159,810,833	13.23	1,176,225,774	886,819,806	-24.60
JAPAN	1,904,394	6,123,208	221.53	80,863,823	221,761,095	174.24
HONG KONG	6,118,972	3,178,989	-48.05	41,780,064	12,362,615	-70.41
KOREA, REPUBLIC OF	3,235,902	5,290,071	63.48	113,652,822	77,802,865	-31.54
TAIWAN	9,568,919	4,946,424	-48.31	65,533,780	20,895,471	-68.11
CHINA	29,974,234	46,671,438	55.71	155,999,613	171,092,757	9.68
PAPUA NEW GUINEA	55	0	-100.00	82	0	-100.00
THAILAND	31,272,156	24,031,128	-23.15	244,452,219	97,518,592	-60.11
SINGAPORE	10,162,463	16,254,100	59.94	111,770,055	61,638,308	-44.85
PHILIPPINES	7,176,280	3,431,084	-52.19	58,435,885	16,772,371	-71.30
MALAYSIA	33,660,131	42,289,128	25.64	260,472,187	175,087,902	-32.78
BRUNEI DARUSSALAM	0	14	-	0	52	-
LAO PEOPLE'S DEMOCRATIC REPUB	0	45	-	0	993	-
NEPAL	0	44,608	-	0	208,882	-
VIET NAM	3,827,406	5,054,024	32.05	31,207,434	21,647,820	-30.63
MALDIVES	241	2,057	753.53	707	19,257	2,623.76
INDIA	397,457	605,045	52.23	3,214,152	2,541,423	-20.93
PAKISTAN	96,604	795,378	723.34	654,700	2,584,194	294.71
BANGLADESH	0	178,440	-	0	746,337	-
SAUDI ARABIA	0	5,227	-	0	83,575	-
KUWAIT	0	2,117	-	0	9,587	-
YEMEN	0	40,494	-	0	134,386	-
OMAN	0	412	-	0	3,329	-
UNITED ARAB EMIRATES	1,323	1,274	-3.70	9,570	9,070	-5.22
QATAR	3,021	0	-100.00	2,275	0	-100.00
BAHRAIN	0	59	-	0	656	-
ALGERIA	0	255	-	0	2,772	-
SUDAN	0	18	-	0	550	-
ETHIOPIA	0	6,540	-	0	31,341	-
MADAGASCAR	500,000	57,246	-88.55	275,000	32,802	-88.07
KENYA	5,984	0	-100.00	27,882	0	-100.00
ANGOLA	0	41	-	0	513	-
SENEGAL	690	0	-100.00	6,880	0	-100.00
SEYCHELLES	59	112	89.83	128	370	189.06
SOUTH AFRICA	1,407	481	-65.81	2,084	456	-78.12
MAURITIUS	0	504	-	0	621	-
VIRGIN ISLANDS (BRITISH)	959	11	-98.85	2,630	73	-97.22
AUSTRALIA	12,426	14,538	17.00	126,098	186,719	48.07
NEW ZEALAND	245,456	218,997	-10.78	221,912	118,656	-46.53
PALAU	0	1	-	0	19	-
NEW CALEDONIA	53	0	-100.00	150	0	-100.00

TABEL 5. PERKEMBANGAN EKSPOR INDONESIA MENURUT KOMODITI DAN NEGARA TUJUAN

JENIS BARANG	BERAT BERSIH (KG)		PERUB	NILAI FOB (US \$)		PERUB
	JAN-JUN 2008	JAN-JUN 2009	%	JAN-JUN 2008	JAN-JUN 2009	%
(1)	(2)	(3)	(4)	(5)	(6)	(7)
VANUATU	272	168	-38.24	512	186	-63.67
FIJI	2,372	28	-98.82	10,921	707	-93.53
TONGA	37	0	-100.00	30	0	-100.00
TUVALU	0	437	-	0	655	-
EAST TIMOR	70,769	25	-99.96	43,242	48	-99.89
UNITED STATES	2,646,407	401,614	-84.82	6,290,918	2,290,881	-63.58
CANADA	43,235	43,230	-0.01	407,885	245,348	-39.85
CHILE	0	14	-	0	155	-
VENEZUELA	21	0	-100.00	177	0	-100.00
BRAZIL	6,731	27,301	305.60	47,762	375,519	686.23
PERU	13	0	-100.00	100	0	-100.00
PUERTO RICO	1	0	-100.00	3	0	-100.00
NETHERLANDS ANTILLES	252	0	-100.00	1,105	0	-100.00
GUADELOUPE	114	0	-100.00	150	0	-100.00
UNITED KINGDOM	17,104	10,210	-40.31	78,684	105,400	33.95
NETHERLANDS	8,112	14,896	83.63	58,566	105,499	80.14
FRANCE	3,737	1,538	-58.84	16,784	62,755	273.90
GERMANY, FED. REP. OF	3,762	33,146	781.07	22,101	104,313	371.98
AUSTRIA	777	169	-78.25	9,381	2,924	-68.83
BELGIUM	71,997	9,330	-87.04	408,645	160,361	-60.76
SWITZERLAND	101	16	-84.16	827	50	-93.95
DENMARK	1,582	36	-97.72	1,174	96	-91.82
SWEDEN	77,649	229	-99.71	66,692	240	-99.64
ITALY	2,397	3,955	65.00	6,119	15,274	149.62
SPAIN	5,203	20,204	288.31	14,092	42,418	201.01
PORTUGAL	0	43	-	0	1,224	-
GREECE	2,036	8	-99.61	6,412	84	-98.69
ROMANIA	1	0	-100.00	25	0	-100.00
BULGARIA	0	14	-	0	12	-
SLOVAKIA	1,899	339	-82.15	21,262	3,505	-83.52
CZECH REPUBLIC	99	375	278.79	73	5,723	7,739.73
-SENG	1,851,762	2,156,291	16.45	4,814,065	2,808,955	-41.65
JAPAN	1,154,313	743,708	-35.57	2,101,848	833,609	-60.34
TAIWAN	51,876	238,872	360.47	11,880	122,497	931.12
CHINA	75,356	190,110	152.28	156,356	136,236	-12.87
PAPUA NEW GUINEA	172	0	-100.00	165	0	-100.00
THAILAND	38,031	0	-100.00	52,575	0	-100.00
SINGAPORE	50,216	199,272	296.83	84,508	190,091	124.94
PHILIPPINES	34,380	29,574	-13.98	52,021	60,035	15.41
MALAYSIA	40,043	0	-100.00	78,216	0	-100.00
VIET NAM	861	1,516	76.07	5,234	3,991	-23.75
INDIA	68,075	19,000	-72.09	173,743	16,430	-90.54
PAKISTAN	54,015	0	-100.00	1,728,480	0	-100.00
LEBANON	0	855	-	0	4,685	-
TANZANIA, UNITED REPUBLIC OF	0	428	-	0	4,252	-
KENYA	8,000	0	-100.00	13,216	0	-100.00
GHANA	279	0	-100.00	833	0	-100.00
NIGERIA	20,000	20,000	0.00	20,000	20,000	0.00
GAMBIA	0	251	-	0	235	-
AUSTRALIA	0	676	-	0	7,288	-
AMERICAN SAMOA	6,271	0	-100.00	9,093	0	-100.00
SAMOA	2,898	0	-100.00	8,126	0	-100.00
EAST TIMOR	234,688	708,569	201.92	304,882	1,406,172	361.22
UNITED STATES	18	3,313	18,305.56	100	3,135	3,035.00
GUATEMALA	0	135	-	0	188	-
UNITED KINGDOM	9	0	-100.00	91	0	-100.00
NETHERLANDS	885	9	-98.98	5,563	56	-98.99
FRANCE	1	0	-100.00	2	0	-100.00
GERMANY, FED. REP. OF	0	1	-	0	19	-
SWEDEN	11,375	0	-100.00	7,133	0	-100.00
ITALY	0	2	-	0	36	-
-LOGAM TIDAK MULIA LAIN	174,869,811	85,804,222	-50.93	126,917,528	84,779,669	-33.20
JAPAN	3,500,287	2,679,968	-23.44	16,145,307	12,813,404	-20.64
HONG KONG	806,047	383,760	-52.39	2,502,213	1,345,194	-46.24
KOREA, REPUBLIC OF	68,149,586	196,914	-99.71	6,085,293	494,126	-91.88
TAIWAN	151,120	74,894	-50.44	416,397	252,989	-39.24
CHINA	679,125	63,720,443	9,282.73	2,144,837	4,937,611	130.21
MACAU	5,414	2	-99.96	44	2	-95.45
PAPUA NEW GUINEA	281,077	465,109	65.47	1,459,192	1,557,347	6.73
THAILAND	1,701,373	1,392,704	-18.14	11,347,556	8,852,898	-21.98
SINGAPORE	12,892,848	6,451,101	-49.96	20,097,649	13,762,820	-31.52
PHILIPPINES	1,836,241	982,659	-46.49	3,210,807	2,411,028	-24.91
MALAYSIA	2,342,868	1,410,448	-39.80	9,437,705	4,953,676	-47.51

TABEL 5. PERKEMBANGAN EKSPOR INDONESIA MENURUT KOMODITI DAN NEGARA TUJUAN

JENIS BARANG	BERAT BERSIH (KG)		PERUB	NILAI FOB (US \$)		PERUB
	JAN-JUN 2008	JAN-JUN 2009	%	JAN-JUN 2008	JAN-JUN 2009	%
(1)	(2)	(3)	(4)	(5)	(6)	(7)
MYANMAR (FORM. BURMA)	575	0	-100.00	1,244	0	-100.00
CAMBODIA	19,619	10,892	-44.48	55,006	31,861	-42.08
BRUNEI DARUSSALAM	27,269	39,704	45.60	75,986	187,211	146.38
LAO PEOPLE'S DEMOCRATIC REPUB	1,556	5,472	251.67	63,338	17,962	-71.64
VIET NAM	1,486,622	975,186	-34.40	8,229,583	5,988,688	-27.23
MALDIVES	17,530	22,328	27.37	76,793	52,913	-31.10
INDIA	69,970,197	260,255	-99.63	3,014,076	776,549	-74.24
PAKISTAN	111,375	96,675	-13.20	447,390	319,289	-28.63
BANGLADESH	0	16,549	-	0	27,273	-
SRI LANKA	60,688	78,736	29.74	339,284	120,057	-64.61
AFGHANISTAN	0	210	-	0	688	-
IRAQ	1,299	0	-100.00	9,853	0	-100.00
IRAN (ISLAMIC REPUBLIC OF)	293,918	67,770	-76.94	508,427	205,162	-59.65
SAUDI ARABIA	234,753	114,001	-51.44	495,799	151,883	-69.37
ISRAEL	45,152	654	-98.55	69,983	440	-99.37
KUWAIT	19,174	24,915	29.94	84,719	46,008	-45.69
JORDAN	13,206	27,811	110.59	38,517	55,104	43.06
LEBANON	45,942	36,647	-20.23	346,365	194,619	-43.81
YEMEN	323	21,240	6,475.85	1,467	23,916	1,530.27
OMAN	6,246	24,385	290.41	23,118	39,549	71.07
SYRIA ARAB REPUBLIC	84,376	111,724	32.41	86,391	123,322	42.75
TURKEY	64,264	7,376	-88.52	425,284	91,358	-78.52
UNITED ARAB EMIRATES	1,192,688	654,140	-45.15	2,480,745	1,466,151	-40.90
QATAR	134,302	31,972	-76.19	263,596	94,874	-64.01
BAHRAIN	21,569	60,003	178.19	28,641	85,358	198.03
CYPRUS	52,252	13,022	-75.08	61,004	34,717	-43.09
EGYPT	46,257	481	-98.96	147,645	35,849	-75.72
LIBYAN ARAB JAMAHIRIYA	55,762	69,945	25.43	123,445	85,265	-30.93
MOROCCO	16,431	142	-99.14	19,823	981	-95.05
TUNISIA	240	0	-100.00	302	0	-100.00
ALGERIA	288	1,140	295.83	8,065	12,329	52.87
SUDAN	8,056	1	-99.99	111,956	60	-99.95
NAMIBIA	1,400	0	-100.00	100	0	-100.00
ETHIOPIA	60,148	0	-100.00	63,285	0	-100.00
TANZANIA, UNITED REPUBLIC OF	13,889	13,471	-3.01	63,085	39,480	-37.42
MADAGASCAR	14,891	1,845	-87.61	35,480	700	-98.03
KENYA	83,611	105,343	25.99	303,254	479,046	57.97
REUNION	12,225	7,414	-39.35	12,935	8,452	-34.66
MOZAMBIQUE	194	8,402	4,230.93	485	78,124	16,008.04
BOTSWANA	0	6	-	0	23	-
GHANA	0	198	-	0	68,398	-
LIBERIA	19,101	3,425	-82.07	86,611	107,718	24.37
GUINEA	0	81	-	0	76	-
ANGOLA	204	1,549	659.31	14,111	9,119	-35.38
NIGERIA	502,014	134,913	-73.13	1,661,290	186,922	-88.75
SIERRA LEONE	4,129	0	-100.00	21,501	0	-100.00
COTE D'IVOIRE	0	22	-	0	70	-
BENIN	57,534	0	-100.00	42,080	0	-100.00
BURKINA FASO	23	0	-100.00	50	0	-100.00
GAMBIA	0	12,415	-	0	34,779	-
U.S. VIRGIN ISLANDS	200	0	-100.00	520	0	-100.00
SEYCHELLES	27,193	4	-99.99	46,463	11	-99.98
UGANDA	30,360	0	-100.00	85,620	0	-100.00
SAO TOME AND PRINCIPE	7,277	0	-100.00	8,700	0	-100.00
SOUTH AFRICA	194,991	233,583	19.79	671,472	938,589	39.78
COMOROS	258	0	-100.00	1,010	0	-100.00
MAURITIUS	10,456	2,526	-75.84	46,222	12,746	-72.42
AUSTRALIA	1,140,068	461,954	-59.48	6,278,959	3,659,302	-41.72
NEW ZEALAND	89,429	47,136	-47.29	289,060	202,742	-29.86
GUAM	186	11,361	6,008.06	876	20,817	2,276.37
PALAU	0	7	-	0	138	-
NEW CALEDONIA	66,960	65,403	-2.33	252,012	216,817	-13.97
SAINT VINCENT AND THE GRENADIN	4,662	0	-100.00	44,100	0	-100.00
VANUATU	49	9,535	19,359.18	28	29,946	106,850.00
COOK ISLANDS	0	66	-	0	98	-
FIJI	13,231	10,036	-24.15	86,789	47,684	-45.06
SAMOA	1,986	875	-55.94	9,924	3,724	-62.47
TONGA	1,444	0	-100.00	1,114	0	-100.00
EAST TIMOR	293,175	569,364	94.21	223,350	495,442	121.82
UNITED STATES	1,136,776	589,598	-48.13	9,089,036	4,806,278	-47.12
CANADA	176,263	71,284	-59.56	2,066,414	328,140	-84.12
MEXICO	13,672	1,228	-91.02	84,943	15,270	-82.02
GUATEMALA	0	227	-	0	313	-
HONDURAS	0	96	-	0	336	-
PANAMA	428	40,827	9,439.02	804	195,438	24,208.21

TABEL 5. PERKEMBANGAN EKSPOR INDONESIA MENURUT KOMODITI DAN NEGARA TUJUAN

JENIS BARANG	BERAT BERSIH (KG)		PERUB	NILAI FOB (US \$)		PERUB
	JAN-JUN 2008	JAN-JUN 2009	%	JAN-JUN 2008	JAN-JUN 2009	%
(1)	(2)	(3)	(4)	(5)	(6)	(7)
SURINAME	143	1	-99.30	1,360	334	-75.44
CHILE	10,038	5,354	-46.66	87,276	68,239	-21.81
VENEZUELA	4,599	3,665	-20.31	17,861	9,319	-47.82
ARGENTINA	29,203	35,606	21.93	435,917	862,092	97.77
BRAZIL	70,890	63,222	-10.82	667,988	964,115	44.33
COLOMBIA	1,493	2,954	97.86	10,474	17,036	62.65
BOLIVIA	42	0	-100.00	450	0	-100.00
URUGUAY	1,595	867	-45.64	17,235	2,300	-86.66
ECUADOR	0	313	-	0	4,980	-
PERU	100	358	258.00	303	425	40.26
TRINIDAD AND TOBAGO	186	17,936	9,543.01	660	41,733	6,223.18
BAHAMAS	1,901	0	-100.00	4,968	0	-100.00
JAMAICA	1,148	81	-92.94	2,164	1,981	-8.46
PUERTO RICO	1,969	372	-81.11	4,802	1,638	-65.89
BELIZE	0	3	-	0	9	-
DOMINICAN REPUBLIC	438	58	-86.76	1,191	191	-83.96
COSTA RICA	4,005	640	-84.02	10,473	515	-95.08
BARBADOS	21,319	10,205	-52.13	49,446	26,220	-46.97
ANTIGUA AND BARBUDA	273	0	-100.00	662	0	-100.00
ANGUILLA	0	359	-	0	1,278	-
ARUBA	1,238	750	-39.42	2,141	657	-69.31
BERMUDA	327	806	146.48	2,428	4,965	104.49
CAYMAN ISLANDS	28	0	-100.00	45	0	-100.00
FRENCH GUIANA	229	894	290.39	793	1,003	26.48
FRENCH POLYNESIA	16,463	11,757	-28.59	30,203	25,824	-14.50
GRENADA	2,403	0	-100.00	5,056	0	-100.00
MARTINIQUE	4,961	972	-80.41	7,228	1,454	-79.88
NETHERLANDS ANTILLES	3,017	859	-71.53	16,964	3,026	-82.16
SAINT LUCIA	733	7,963	986.36	2,628	24,924	848.40
TURKS AND CAICOS ISLANDS	10	0	-100.00	16	0	-100.00
GUADELOUPE	547	1,388	153.75	1,047	1,122	7.16
UNITED KINGDOM	939,692	289,769	-69.16	2,628,061	1,098,414	-58.20
NETHERLANDS	220,267	126,542	-42.55	1,303,148	1,229,627	-5.64
FRANCE	189,021	186,508	-1.33	562,086	405,711	-27.82
GERMANY, FED. REP. OF	1,639,305	1,308,520	-20.18	5,354,186	3,405,763	-36.39
AUSTRIA	15,757	7,755	-50.78	182,996	14,555	-92.05
BELGIUM	162,486	75,844	-53.32	347,128	124,684	-64.08
SWITZERLAND	24,740	17,027	-31.18	353,004	277,532	-21.38
LUXEMBOURG	2,100	60	-97.14	6,216	216	-96.53
DENMARK	6,305	54,613	766.19	230,455	75,370	-67.30
NORWAY	5,365	1,105	-79.40	14,614	40,356	176.15
SWEDEN	120,357	58,255	-51.60	469,884	787,569	67.61
FINLAND	3,093	2,735	-11.57	25,819	52,906	104.91
IRELAND	98,758	7,055	-92.86	183,345	11,307	-93.83
ITALY	540,288	311,723	-42.30	792,686	739,977	-6.65
SPAIN	279,937	170,943	-38.94	670,377	481,041	-28.24
PORTUGAL	20,665	4,085	-80.23	19,754	4,000	-79.75
GREECE	36,456	10,273	-71.82	86,915	44,080	-49.28
HUNGARY	5,905	1,054	-82.15	20,673	4,144	-79.95
POLAND	5,573	5,212	-6.48	70,863	34,998	-50.61
ROMANIA	660	124	-81.21	1,941	7,180	269.91
BULGARIA	3,111	5,991	92.57	22,170	23,313	5.16
YUGOSLAVIA	0	265	-	0	512	-
ALBANIA	0	500	-	0	477	-
KAZAKHSTAN	336	0	-100.00	19,594	0	-100.00
UKRAINE	2,237	4,455	99.15	14,294	51,978	263.64
LITHUANIA	425	115	-72.94	875	1,925	120.00
LATVIA	385	0	-100.00	822	0	-100.00
ESTONIA	0	16,345	-	0	31,087	-
CROATIA	2,878	9,681	236.38	14,890	28,947	94.41
MALTA	3,473	1,441	-58.51	3,363	1,832	-45.52
SLOVAKIA	2	92	4,500.00	10	2,290	22,800.00
SLOVENIA	570	3,203	461.93	609	6,920	1,036.29
CZECH REPUBLIC	3,009	1,098	-63.51	21,844	1,567	-92.83
RUSSIA FEDERATION	1,015	18,879	1,760.00	36,599	86,742	137.01
-PAKAIAN JADI	203,872,965	187,676,687	-7.94	2,988,768,081	2,839,462,224	-5.00
JAPAN	4,810,352	5,232,539	8.78	61,588,450	72,906,679	18.38
HONG KONG	314,684	406,273	29.11	5,499,011	7,636,730	38.87
KOREA, DEMOCRATIC PEOPLE'S RE	173	908	424.86	3,994	11,397	185.35
KOREA, REPUBLIC OF	732,776	1,440,370	96.56	11,259,897	17,793,959	58.03
TAIWAN	163,272	127,967	-21.62	2,290,199	2,348,352	2.54
CHINA	463,764	405,420	-12.58	10,703,292	8,433,071	-21.21
MONGOLIA	81	71	-12.35	2,573	2,658	3.30
MACAU	61	114	86.89	1,257	1,428	13.60

TABEL 5. PERKEMBANGAN EKSPOR INDONESIA MENURUT KOMODITI DAN NEGARA TUJUAN

JENIS BARANG	BERAT BERSIH (KG)		PERUB	NILAI FOB (US \$)		PERUB
	JAN-JUN 2008	JAN-JUN 2009	%	JAN-JUN 2008	JAN-JUN 2009	%
(1)	(2)	(3)	(4)	(5)	(6)	(7)
PAPUA NEW GUINEA	278,660	125,737	-54.88	1,249,537	489,448	-60.83
THAILAND	637,874	573,731	-10.06	5,626,526	5,666,910	0.72
SINGAPORE	2,080,037	1,947,442	-6.37	19,459,544	21,185,273	8.87
PHILIPPINES	199,636	351,418	76.03	2,216,041	3,679,501	66.04
MALAYSIA	5,021,047	6,115,970	21.81	29,546,576	47,454,649	60.61
MYANMAR (FORM. BURMA)	14,530	3,236	-77.73	214,593	34,378	-83.98
CAMBODIA	2,796	947	-66.13	19,309	4,149	-78.51
BRUNEI DARUSSALAM	127,560	68,686	-46.15	922,630	607,564	-34.15
LAO PEOPLE'S DEMOCRATIC REPUB	53,269	25,001	-53.07	325,113	94,144	-71.04
NEPAL	42,832	60,104	40.32	422,726	498,468	17.92
VIET NAM	285,781	251,058	-12.15	1,839,949	2,109,553	14.65
MALDIVES	32,746	25,564	-21.93	155,912	141,662	-9.14
INDIA	128,407	142,219	10.76	1,197,894	1,514,202	26.41
PAKISTAN	290,131	414,082	42.72	2,853,318	3,020,543	5.86
BANGLADESH	7,866	40,048	409.13	36,643	234,949	541.18
SRI LANKA	778,396	712,985	-8.40	3,870,059	3,791,683	-2.03
AFGHANISTAN	100	0	-100.00	3,370	0	-100.00
IRAQ	0	18,055	-	0	49,093	-
IRAN (ISLAMIC REPUBLIC OF)	88,043	184,445	109.49	507,105	958,298	88.97
SAUDI ARABIA	3,379,034	3,996,710	18.28	31,454,471	36,632,720	16.46
ISRAEL	14,414	38,242	165.31	403,059	728,311	80.70
KUWAIT	267,826	348,989	30.30	2,469,591	3,256,687	31.87
JORDAN	2,320	51,210	2,107.33	34,800	429,918	1,135.40
LEBANON	10,712	9,427	-12.00	246,517	196,463	-20.30
YEMEN	343,567	430,762	25.38	3,355,030	2,991,205	-10.84
OMAN	14,678	1,892	-87.11	138,140	20,985	-84.81
SYRIA ARAB REPUBLIC	0	22,644	-	0	287,400	-
TURKEY	328,524	195,896	-40.37	6,981,848	4,281,997	-38.67
UNITED ARAB EMIRATES	6,329,698	5,349,268	-15.49	67,527,165	67,059,913	-0.69
QATAR	13,863	2,476	-82.14	247,050	58,399	-76.36
BAHRAIN	53,698	41,810	-22.14	368,987	262,732	-28.80
CYPRUS	9,945	21,808	119.29	134,598	352,570	161.94
EGYPT	790,209	781,845	-1.06	10,124,442	9,658,710	-4.60
LIBYAN ARAB JAMAHIRIYA	109,433	270,001	146.73	415,826	1,341,443	222.60
MOROCCO	1,695	2,474	45.96	52,632	62,008	17.81
TUNISIA	3,339	7,232	116.59	19,881	35,625	79.19
ALGERIA	118,815	137,353	15.60	1,391,990	1,204,368	-13.48
SUDAN	1,014,488	1,531,094	50.92	11,213,073	13,342,234	18.99
ERITREA	345	580	68.12	21,652	30,565	41.16
NAMIBIA	10,759	95	-99.12	25,746	260	-98.99
ETHIOPIA	95,974	28,648	-70.15	1,020,361	252,480	-75.26
TANZANIA, UNITED REPUBLIC OF	1,111,797	778,275	-30.00	651,172	410,519	-36.96
MADAGASCAR	78,685	34,210	-56.52	58,534	21,695	-62.94
SOMALIA	17,095	40,769	138.48	110,404	163,624	48.20
KENYA	429,606	419,908	-2.26	772,270	1,095,237	41.82
REUNION	23,057	31,979	38.70	149,483	141,245	-5.51
MOZAMBIQUE	132,315	123,853	-6.40	515,512	96,312	-81.32
EQUATORIAL GUINEA	28,471	0	-100.00	52,801	0	-100.00
TOGO	5,506,219	3,679,188	-33.18	8,928,039	9,548,551	6.95
GHANA	75,936	139,993	84.36	230,025	143,477	-37.63
LIBERIA	111,173	46,623	-58.06	135,171	246,480	82.35
GUINEA	890,659	771,160	-13.42	1,036,505	1,746,379	68.49
ANGOLA	657,720	489,103	-25.64	34,652	28,795	-16.90
CONGO	275,996	181,717	-34.16	311,756	299,402	-3.96
CAMEROON	312,000	243,315	-22.01	466,080	1,231,925	164.32
NIGERIA	156,665	194,373	24.07	330,426	803,518	143.18
SIERRA LEONE	104	12,317	11,743.27	87	156,127	179,356.32
GABON	85,276	44,528	-47.78	463,198	24,254	-94.76
COTE D'IVOIRE	108,381	301,988	178.64	96,445	253,818	163.17
SENEGAL	1,172,760	763,474	-34.90	1,052,927	678,585	-35.55
MAURITANIA	67,408	59,248	-12.11	244,730	311,270	27.19
MALI	0	12,000	-	0	18,832	-
BENIN	1,495,917	701,058	-53.14	7,393,483	2,604,077	-64.78
GAMBIA	167,424	145,569	-13.05	195,000	585,424	200.22
U.S. VIRGIN ISLANDS	231	0	-100.00	2,462	0	-100.00
SEYCHELLES	4,792	7,678	60.23	25,030	33,333	33.17
UGANDA	59,888	105,297	75.82	318,220	320,275	0.65
NIGER	45,994	319,829	595.37	50,354	2,362,834	4,592.45
DJIBOUTI	78,687	16,399	-79.16	374,210	33,615	-91.02
SAINT HELENA	0	400	-	0	4,864	-
SAO TOME AND PRINCIPE	6,953	1,776	-74.46	5,860	630	-89.25
SOUTH AFRICA	451,580	769,933	70.50	5,961,742	8,232,646	38.09
ZIMBABWE	2,536	0	-100.00	10,229	0	-100.00
MALAWI	11,959	14,868	24.32	6,975	14,850	112.90
COMOROS	2,526	1,080	-57.24	9,528	6,623	-30.49

TABEL 5. PERKEMBANGAN EKSPOR INDONESIA MENURUT KOMODITI DAN NEGARA TUJUAN

JENIS BARANG	BERAT BERSIH (KG)		PERUB	NILAI FOB (US \$)		PERUB
	JAN-JUN 2008	JAN-JUN 2009	%	JAN-JUN 2008	JAN-JUN 2009	%
(1)	(2)	(3)	(4)	(5)	(6)	(7)
MAURITIUS	87,264	60,749	-30.38	512,343	420,075	-18.01
VIRGIN ISLANDS (BRITISH)	46	835	1,715.22	195	2,934	1,404.62
AUSTRALIA	1,113,277	1,036,562	-6.89	20,145,928	19,883,131	-1.30
NEW ZEALAND	132,339	101,732	-23.13	2,312,629	1,893,979	-18.10
GUAM	1,900	3,628	90.95	8,584	16,819	95.93
PALAU	127	322	153.54	769	6,371	728.48
NEW CALEDONIA	60,199	30,646	-49.09	477,396	287,280	-39.82
NORTHERN MARIANA ISLANDS	108	57	-47.22	729	4,737	549.79
SAINT VINCENT AND THE GRENADIN	3	0	-100.00	8	0	-100.00
VANUATU	9,956	13,918	39.80	16,298	15,880	-2.56
WALLIS AND FUTUNA ISLANDS	9,938	3,121	-68.60	14,821	5,470	-63.09
AMERICAN SAMOA	6,275	6,184	-1.45	47,097	77,842	65.28
COOK ISLANDS	2,405	594	-75.30	36,211	5,985	-83.47
FIJI	44,691	42,046	-5.92	386,737	263,122	-31.96
SOLOMON ISLANDS	3,440	0	-100.00	9,173	0	-100.00
TONGA	0	16,860	-	0	26,257	-
TUVALU	5,009	0	-100.00	12,602	0	-100.00
UNITED STATES MINOR OUTLYING I	0	5,636	-	0	37,688	-
EAST TIMOR	91,653	107,214	16.98	87,003	160,160	84.09
UNITED STATES	112,145,888	100,012,466	-10.82	1,791,477,177	1,602,116,213	-10.57
CANADA	2,989,882	3,115,979	4.22	62,083,990	62,775,636	1.11
MEXICO	1,584,635	1,043,651	-34.14	21,450,756	18,615,014	-13.22
GUATEMALA	29,662	1,607	-94.58	165,894	20,314	-87.75
HONDURAS	335	1,993	494.93	4,411	95,102	2,056.02
NICARAGUA	18,293	0	-100.00	40,352	0	-100.00
PANAMA	654,974	666,227	1.72	7,207,959	8,253,905	14.51
SURINAME	15,894	9,288	-41.56	56,820	40,337	-29.01
CHILE	192,905	204,304	5.91	2,592,389	3,270,535	26.16
VENEZUELA	18,716	28,107	50.18	216,123	228,086	5.54
ARGENTINA	123,312	162,372	31.68	2,532,098	3,857,062	52.33
BRAZIL	482,395	669,366	38.76	4,002,234	6,062,048	51.47
COLOMBIA	8,653	7,504	-13.28	242,834	140,141	-42.29
BOLIVIA	394	291	-26.14	12,025	13,120	9.11
URUGUAY	24,907	19,827	-20.40	458,200	422,035	-7.89
PARAGUAY	1,480	5,184	250.27	23,872	130,139	445.15
ECUADOR	10,911	5,752	-47.28	179,254	111,852	-37.60
PERU	10,123	8,539	-15.65	240,480	223,715	-6.97
GUYANA	20,212	3,008	-85.12	35,831	3,195	-91.08
TRINIDAD AND TOBAGO	9,878	0	-100.00	68,762	0	-100.00
BAHAMAS	3,920	0	-100.00	25,819	0	-100.00
JAMAICA	5,047	354	-92.99	24,812	5,771	-76.74
PUERTO RICO	108,772	181,938	67.27	1,303,730	1,705,002	30.78
BELIZE	5,579	10,298	84.59	29,120	62,403	114.30
DOMINICAN REPUBLIC	6,943	4,069	-41.39	44,199	28,887	-34.64
EL SALVADOR	9,269	92	-99.01	45,828	1,108	-97.58
COSTA RICA	9,082	8,442	-7.05	66,416	88,140	32.71
HAITI	0	40	-	0	78	-
BARBADOS	121	487	302.48	7,803	16,780	115.05
ANTIGUA AND BARBUDA	246	17	-93.09	3,527	628	-82.19
ARUBA	1,309	3,140	139.88	35,858	22,382	-37.58
BERMUDA	2,686	4,056	51.01	25,865	14,486	-43.99
CAYMAN ISLANDS	194	0	-100.00	170	0	-100.00
DOMINICA	4,737	0	-100.00	19,866	0	-100.00
FRENCH GUIANA	3,919	279	-92.88	23,834	20,766	-12.87
FRENCH POLYNESIA	62,354	23,686	-62.01	236,777	197,780	-16.47
GREENLAND	46	0	-100.00	1,198	0	-100.00
GRENADA	16	0	-100.00	82	0	-100.00
MARTINIQUE	5,520	1,020	-81.52	29,000	15,402	-46.89
NETHERLANDS ANTILLES	98,098	125,079	27.50	914,487	1,098,650	20.14
SAINT LUCIA	1,268	1,545	21.85	9,659	8,964	-7.20
TURKS AND CAICOS ISLANDS	142	0	-100.00	305	0	-100.00
GUADELOUPE	7,605	2,340	-69.23	27,190	23,774	-12.56
SAINT KITTS AND NEVIS	1,154	3,717	222.10	9,899	25,183	154.40
UNITED KINGDOM	8,947,850	8,749,157	-2.22	157,070,633	161,133,565	2.59
NETHERLANDS	3,169,973	3,670,931	15.80	60,718,530	69,528,516	14.51
FRANCE	3,174,106	3,232,093	1.83	55,928,181	53,810,301	-3.79
GERMANY, FED. REP. OF	12,700,195	11,528,203	-9.23	241,248,359	233,557,765	-3.19
AUSTRIA	202,027	124,395	-38.43	4,287,653	4,088,283	-4.65
BELGIUM	4,345,177	3,164,787	-27.17	87,975,054	72,502,148	-17.59
SWITZERLAND	366,167	303,481	-17.12	6,359,182	5,961,799	-6.25
LUXEMBOURG	1,090	471	-56.79	9,650	7,040	-27.05
GIBRALTAR	0	21	-	0	321	-
MONACO	158	183	15.82	4,063	5,132	26.31
DENMARK	173,889	110,059	-36.71	2,802,538	1,863,016	-33.52
NORWAY	136,732	134,725	-1.47	2,454,643	2,658,131	8.29

TABEL 5. PERKEMBANGAN EKSPOR INDONESIA MENURUT KOMODITI DAN NEGARA TUJUAN

JENIS BARANG	BERAT BERSIH (KG)		PERUB	NILAI FOB (US \$)		PERUB
	JAN-JUN 2008	JAN-JUN 2009	%	JAN-JUN 2008	JAN-JUN 2009	%
(1)	(2)	(3)	(4)	(5)	(6)	(7)
SWEDEN	470,770	350,282	-25.59	6,302,504	6,410,655	1.72
FINLAND	19,826	33,185	67.38	277,220	384,671	38.76
IRELAND	324,692	329,185	1.38	5,104,900	5,293,930	3.70
ITALY	2,066,815	1,683,312	-18.56	43,345,248	41,952,735	-3.21
SPAIN	2,604,501	2,469,532	-5.18	33,326,542	38,850,359	16.57
PORTUGAL	35,976	74,059	105.86	386,301	906,089	134.56
ICELAND	6	0	-100.00	300	0	-100.00
GREECE	114,863	110,491	-3.81	1,900,542	2,298,453	20.94
DEMOCRATIC REPUBLIC OF THE CC	139,064	69,137	-50.28	806,597	188,666	-76.61
HUNGARY	12,952	15,445	19.25	288,439	285,080	-1.16
POLAND	164,520	138,179	-16.01	2,267,467	2,321,499	2.38
ROMANIA	15,776	22,354	41.70	301,766	379,318	25.70
BULGARIA	3,002	4,326	44.10	33,185	128,105	286.03
YUGOSLAVIA	11,745	11,847	0.87	227,132	243,376	7.15
ALBANIA	0	3	-	0	62	-
KAZAKHSTAN	16,109	16,389	1.74	541,328	435,365	-19.57
UKRAINE	586,159	283,746	-51.59	8,484,065	5,283,540	-37.72
LITHUANIA	0	72	-	0	216	-
LATVIA	13,790	34	-99.75	260,384	159	-99.94
ESTONIA	62,970	1,921	-96.95	609,666	30,118	-95.06
CROATIA	25,279	19,302	-23.64	145,369	150,154	3.29
BOSNIA AND HERZEGOVINA	0	978	-	0	15,952	-
MALTA	48,056	9,672	-79.87	367,556	84,399	-77.04
SLOVAKIA	36,219	84,522	133.36	602,524	1,018,089	68.97
SLOVENIA	3,956	10,185	157.46	49,679	309,756	523.51
CZECH REPUBLIC	81,049	83,282	2.76	2,031,108	2,456,201	20.93
RUSSIA FEDERATION	509,380	673,819	32.28	12,748,658	17,321,947	35.87
-KAIN TENUN	139,083,052	105,376,754	-24.23	743,645,292	570,404,917	-23.30
JAPAN	15,983,047	14,180,694	-11.28	70,524,964	57,600,779	-18.33
HONG KONG	1,751,723	1,711,010	-2.32	12,581,478	11,153,057	-11.35
KOREA, DEMOCRATIC PEOPLE'S RE	39,897	0	-100.00	105,487	0	-100.00
KOREA, REPUBLIC OF	2,682,998	2,836,619	5.73	10,171,251	9,704,025	-4.59
TAIWAN	2,670,858	3,456,731	29.42	13,553,780	17,433,386	28.62
CHINA	5,343,570	2,434,868	-54.43	21,539,438	14,889,787	-30.87
MACAU	84,098	58,855	-30.02	533,619	340,856	-36.12
PAPUA NEW GUINEA	142,934	222,136	55.41	811,568	1,372,934	69.17
THAILAND	3,985,190	3,073,788	-22.87	20,349,726	25,288,987	24.27
SINGAPORE	3,040,483	1,522,184	-49.94	30,602,111	10,725,910	-64.95
PHILIPPINES	1,660,294	1,529,313	-7.89	10,677,327	6,386,725	-40.18
MALAYSIA	10,478,283	8,330,135	-20.50	43,146,335	36,121,331	-16.28
MYANMAR (FORM. BURMA)	466,218	404,014	-13.34	3,308,744	3,155,741	-4.62
CAMBODIA	979,909	391,598	-60.04	4,439,288	2,357,848	-46.89
BRUNEI DARUSSALAM	88,631	84,221	-4.98	631,608	579,713	-8.22
LAO PEOPLE'S DEMOCRATIC REPUB	170,666	109,336	-35.94	800,029	445,273	-44.34
NEPAL	2,322	15,744	578.04	14,629	65,100	345.01
VIET NAM	2,506,149	3,240,459	29.30	14,620,157	16,056,499	9.82
MALDIVES	56,637	19,704	-65.21	102,647	87,433	-14.82
INDIA	1,415,245	584,614	-58.69	8,138,510	3,921,440	-51.82
PAKISTAN	136,069	276,360	103.10	625,810	1,568,753	150.68
BANGLADESH	2,738,521	2,856,100	4.29	12,737,222	13,435,011	5.48
SRI LANKA	2,216,636	2,030,225	-8.41	18,688,461	12,809,006	-31.46
AFGHANISTAN	30,941	152,785	393.79	252,254	1,130,745	348.26
IRAQ	12,533	2,907	-76.81	107,579	14,915	-86.14
IRAN (ISLAMIC REPUBLIC OF)	351,005	422,743	20.44	2,277,995	3,191,765	40.11
SAUDI ARABIA	6,248,306	7,305,838	16.93	43,621,086	51,411,528	17.86
ISRAEL	16,483	40,859	147.89	69,788	153,903	120.53
KUWAIT	496,571	460,437	-7.28	3,980,486	3,589,257	-9.83
JORDAN	659,615	425,347	-35.52	3,886,240	2,719,018	-30.03
LEBANON	143,804	166,253	15.61	854,263	938,161	9.82
YEMEN	452,723	370,266	-18.21	2,569,759	1,999,172	-22.20
OMAN	414,540	218,554	-47.28	2,392,841	1,374,764	-42.55
SYRIA ARAB REPUBLIC	946,890	898,740	-5.09	5,843,227	5,829,949	-0.23
TURKEY	14,362,238	10,204,570	-28.95	70,560,772	46,878,314	-33.56
UNITED ARAB EMIRATES	12,426,272	9,324,553	-24.96	86,004,504	73,451,425	-14.60
QATAR	59,214	43,616	-26.34	410,492	345,238	-15.90
BAHRAIN	43,857	53,728	22.51	358,041	380,059	6.15
CYPRUS	62,614	51,342	-18.00	445,957	337,867	-24.24
EGYPT	815,639	890,017	9.12	5,338,001	5,336,696	-0.02
LIBYAN ARAB JAMAHIRIYA	234,449	241,964	3.21	1,391,826	1,522,386	9.38
MOROCCO	444,288	332,850	-25.08	2,544,161	1,787,384	-29.75
TUNISIA	57,354	15,993	-72.12	281,193	71,371	-74.62
ALGERIA	172,376	30,005	-82.59	550,286	27,009	-95.09
SUDAN	230,849	225,182	-2.45	1,394,836	1,329,875	-4.66
LESOTHO	747,883	389,959	-47.86	2,242,564	1,212,953	-45.91

TABEL 5. PERKEMBANGAN EKSPOR INDONESIA MENURUT KOMODITI DAN NEGARA TUJUAN

JENIS BARANG	BERAT BERSIH (KG)		PERUB	NILAI FOB (US \$)		PERUB
	JAN-JUN 2008	JAN-JUN 2009	%	JAN-JUN 2008	JAN-JUN 2009	%
(1)	(2)	(3)	(4)	(5)	(6)	(7)
ETHIOPIA	69,308	28,838	-58.39	346,249	144,045	-58.40
TANZANIA, UNITED REPUBLIC OF	1,841	1,522	-17.33	870	1,968	126.21
MADAGASCAR	5,894	3,047	-48.30	15,860	8,593	-45.82
SOMALIA	28,143	15,000	-46.70	218,104	47,627	-78.16
KENYA	469,906	287,634	-38.79	2,308,405	1,509,880	-34.59
REUNION	1,915	1,687	-11.91	9,530	7,036	-26.17
MOZAMBIQUE	11,072	11,261	1.71	98,357	67,682	-31.19
BOTSWANA	11,025	0	-100.00	64,069	0	-100.00
TOGO	77,584	82,207	5.96	365,700	579,981	58.59
GHANA	93,644	91,343	-2.46	521,537	522,423	0.17
GUINEA	28,801	4,072	-85.86	43,429	9,441	-78.26
ANGOLA	5,897	0	-100.00	37,724	0	-100.00
NIGERIA	64,134	6,773	-89.44	484,412	78,762	-83.74
GABON	5,561	5,654	1.67	3,275	3,450	5.34
COTE D'IVOIRE	82,892	53,955	-34.91	278,458	153,502	-44.87
SENEGAL	2,899	5,342	84.27	2,700	5,175	91.67
MALI	147,451	0	-100.00	764,230	0	-100.00
BENIN	16,150	47,353	193.21	42,750	300,013	601.78
BURKINA FASO	0	32,306	-	0	83,109	-
GAMBIA	14,795	4,078	-72.44	135,156	17,909	-86.75
SEYCHELLES	3,033	45	-98.52	31,737	410	-98.71
UGANDA	33,449	13,545	-59.51	225,701	101,650	-54.96
NIGER	54,405	0	-100.00	223,035	0	-100.00
DJIBOUTI	28,011	21,537	-23.11	201,593	98,753	-51.01
SAO TOME AND PRINCIPE	0	1,057	-	0	375	-
SOUTH AFRICA	2,313,568	1,006,587	-56.49	12,015,386	5,463,058	-54.53
ZIMBABWE	273,863	62,357	-77.23	891,276	190,072	-78.67
MAURITIUS	400,270	157,710	-60.60	1,561,848	968,788	-37.97
AUSTRALIA	1,357,560	1,098,199	-19.10	5,455,882	4,181,463	-23.36
NEW ZEALAND	161,443	167,896	4.00	1,074,433	1,130,955	5.26
MICRONESIA, FEDERATED STATES	5,904	888	-84.96	56,170	3,596	-93.60
GUAM	48	205	327.08	67	389	480.60
PALAU	1,157	3,295	184.79	1,950	6,775	247.44
NEW CALEDONIA	2,492	191	-92.34	6,316	258	-95.92
VANUATU	3,352	303	-90.96	2,240	633	-71.74
AMERICAN SAMOA	965	5,774	498.34	5,402	38,740	617.14
FIJI	108,317	86,521	-20.12	629,146	463,890	-26.27
EAST TIMOR	7,533	2,850	-62.17	12,072	4,456	-63.09
UNITED STATES	4,955,396	2,826,505	-42.96	39,645,008	19,635,106	-50.47
CANADA	590,135	469,297	-20.48	3,807,102	2,886,416	-24.18
MEXICO	1,549,035	917,617	-40.76	7,690,967	4,525,587	-41.16
GUATEMALA	100,415	56,732	-43.50	911,358	406,310	-55.42
HONDURAS	138,202	43,689	-68.39	927,952	296,362	-68.06
NICARAGUA	424,572	15,918	-96.25	1,605,071	63,404	-96.05
PANAMA	448,327	243,651	-45.65	2,656,700	1,697,484	-36.11
SURINAME	4,173	9,172	119.79	24,031	36,810	53.18
CHILE	87,279	160,471	83.86	589,637	610,213	3.49
VENEZUELA	20,867	85,763	311.00	125,922	443,745	252.40
ARGENTINA	133,603	44,784	-66.48	873,672	273,135	-68.74
BRAZIL	1,317,795	943,172	-28.43	8,432,341	5,148,124	-38.95
COLOMBIA	255,549	330,975	29.52	1,552,032	1,851,207	19.28
URUGUAY	30,561	62,818	105.55	77,635	178,241	129.59
PARAGUAY	18,371	0	-100.00	113,781	0	-100.00
ECUADOR	0	68,251	-	0	442,539	-
PERU	409,842	100,641	-75.44	2,430,572	636,284	-73.82
JAMAICA	18,963	27,262	43.76	123,761	154,884	25.15
PUERTO RICO	9	50	455.56	171	498	191.23
DOMINICAN REPUBLIC	115,509	86,687	-24.95	643,541	492,990	-23.39
EL SALVADOR	66,063	31,898	-51.72	358,952	152,422	-57.54
COSTA RICA	274	34	-87.59	1,967	103	-94.76
HAITI	0	48,902	-	0	80,146	-
ANTIGUA AND BARBUDA	0	30	-	0	15	-
ARUBA	48	0	-100.00	95	0	-100.00
FRENCH GUIANA	0	1,022	-	0	3,375	-
FRENCH POLYNESIA	4,653	1,144	-75.41	37,314	19,689	-47.23
MARTINIQUE	78	0	-100.00	737	0	-100.00
NETHERLANDS ANTILLES	5	1,829	36,480.00	87	11,930	13,612.64
SAINT LUCIA	0	10	-	0	62	-
TURKS AND CAICOS ISLANDS	427	0	-100.00	913	0	-100.00
GUADELOUPE	1,696	9	-99.47	3,638	15	-99.59
SAINT KITTS AND NEVIS	0	53	-	0	75	-
UNITED KINGDOM	3,540,107	1,073,668	-69.67	14,882,486	5,802,786	-61.01
NETHERLANDS	3,348,522	1,609,997	-51.92	14,149,274	6,909,338	-51.17
FRANCE	513,423	497,746	-3.05	4,462,462	4,154,800	-6.89
GERMANY, FED. REP. OF	2,640,275	1,295,291	-50.94	13,947,093	6,973,662	-50.00

TABEL 5. PERKEMBANGAN EKSPOR INDONESIA MENURUT KOMODITI DAN NEGARA TUJUAN

JENIS BARANG	BERAT BERSIH (KG)		PERUB	NILAI FOB (US \$)		PERUB
	JAN-JUN 2008	JAN-JUN 2009	%	JAN-JUN 2008	JAN-JUN 2009	%
(1)	(2)	(3)	(4)	(5)	(6)	(7)
AUSTRIA	7,785	1,071	-86.24	84,417	23,287	-72.41
BELGIUM	2,017,852	2,693,608	33.49	6,833,667	9,262,595	35.54
SWITZERLAND	3,125	3,135	0.32	45,307	37,358	-17.54
LUXEMBOURG	0	2	-	0	25	-
DENMARK	102,644	81,341	-20.75	698,743	603,370	-13.65
NORWAY	6,451	0	-100.00	38,352	0	-100.00
SWEDEN	32,307	25,226	-21.92	172,027	150,327	-12.61
FINLAND	314,174	196,366	-37.50	2,062,130	1,327,794	-35.61
IRELAND	49	57	16.33	231	291	25.97
ITALY	7,303,582	2,675,862	-63.36	25,637,773	9,823,080	-61.69
SPAIN	2,361,170	1,197,299	-49.29	9,785,828	5,883,134	-39.88
PORTUGAL	277,709	190,424	-31.43	1,270,384	588,507	-53.67
GREECE	454,230	248,740	-45.24	2,518,367	1,428,702	-43.27
DEMOCRATIC REPUBLIC OF THE CC	0	1,254	-	0	720	-
HUNGARY	189,989	171,000	-9.99	1,356,305	1,069,981	-21.11
POLAND	653,619	354,553	-45.76	4,361,551	2,421,286	-44.49
ROMANIA	67,892	43,484	-35.95	451,884	287,108	-36.46
BULGARIA	10,114	728,681	7,104.68	71,023	3,094,329	4,256.80
YUGOSLAVIA	76	1,025	1,248.68	367	741	101.91
BELARUS	32,695	4,344	-86.71	271,059	38,015	-85.98
KAZAKHSTAN	245	247	0.82	6,006	5,915	-1.52
KYRGYZSTAN	0	665	-	0	6,227	-
UKRAINE	212,938	74,085	-65.21	1,700,625	573,554	-66.27
UZBEKISTAN	59,253	29,188	-50.74	216,763	105,675	-51.25
LITHUANIA	12,452	52,914	324.94	70,513	308,000	336.80
LATVIA	246	33	-86.59	4,802	366	-92.38
ESTONIA	10,545	7,606	-27.87	50,605	24,895	-50.81
CROATIA	15,511	59,866	285.96	128,603	225,999	75.73
MALTA	8	316	3,850.00	102	1,983	1,844.12
SLOVAKIA	5,500	4,449	-19.11	34,121	36,068	5.71
SLOVENIA	13,017	470,319	3,513.11	139,158	2,060,056	1,380.37
CZECH REPUBLIC	52,773	26,563	-49.67	356,912	139,383	-60.95
RUSSIA FEDERATION	165,823	29,695	-82.09	983,986	260,184	-73.56
-TEKSTIL LAINNYA	567,322,465	554,999,144	-2.17	1,412,410,337	1,097,397,192	-22.30
JAPAN	42,873,337	29,763,536	-30.58	134,668,094	89,906,798	-33.24
HONG KONG	9,546,364	6,554,686	-31.34	28,224,940	21,922,024	-22.33
KOREA, DEMOCRATIC PEOPLE'S RE	905	384,814	42,420.88	470	808,020	171,819.15
KOREA, REPUBLIC OF	46,955,137	54,063,408	15.14	130,978,374	121,330,680	-7.37
TAIWAN	16,195,769	13,171,602	-18.67	37,376,634	25,524,834	-31.71
CHINA	29,065,038	34,599,686	19.04	58,471,210	60,201,294	2.96
MACAU	68,872	15,142	-78.01	318,956	219,571	-31.16
PAPUA NEW GUINEA	105,025	63,295	-39.73	236,978	150,126	-36.65
THAILAND	16,379,490	9,643,626	-41.12	43,151,741	20,351,007	-52.84
SINGAPORE	5,691,643	3,025,627	-46.84	17,439,798	10,226,367	-41.36
PHILIPPINES	10,432,743	7,495,754	-28.15	25,242,770	14,928,259	-40.86
MALAYSIA	15,505,756	11,011,127	-28.99	40,454,130	25,321,780	-37.41
MYANMAR (FORM. BURMA)	508,149	56,914	-88.80	1,429,979	363,116	-74.61
CAMBODIA	403,049	384,142	-4.69	1,865,827	1,862,090	-0.20
BRUNEI DARUSSALAM	102,216	83,778	-18.04	362,246	273,033	-24.63
LAO PEOPLE'S DEMOCRATIC REPUB	286	191,221	66,760.49	3	726,747	24,224,800.00
NEPAL	248	390	57.26	2,510	2,500	-0.40
VIET NAM	18,523,252	18,989,481	2.52	37,019,787	25,931,040	-29.95
MALDIVES	29,670	70,895	138.95	146,242	228,092	55.97
INDIA	11,300,682	18,892,585	67.18	32,202,174	36,912,533	14.63
PAKISTAN	14,136,703	14,439,161	2.14	30,787,003	22,919,030	-25.56
BANGLADESH	7,258,903	8,704,132	19.91	20,185,176	19,029,774	-5.72
SRI LANKA	4,878,314	5,520,425	13.16	14,235,820	14,185,018	-0.36
AFGHANISTAN	11,874	50,649	326.55	11,057	163,797	1,381.39
IRAQ	113	0	-100.00	20	0	-100.00
IRAN (ISLAMIC REPUBLIC OF)	6,492,378	2,914,867	-55.10	15,593,888	4,881,336	-68.70
SAUDI ARABIA	1,579,525	1,090,093	-30.99	7,167,072	4,282,628	-40.25
ISRAEL	2,672,121	5,826,120	118.03	6,848,402	9,575,166	39.82
KUWAIT	58,452	57,063	-2.38	390,930	459,097	17.44
JORDAN	298,926	280,837	-6.05	812,774	591,383	-27.24
LEBANON	73,853	173,567	135.02	220,066	361,756	64.39
YEMEN	404,267	396,319	-1.97	1,766,903	1,443,328	-18.31
OMAN	15,787	18,090	14.59	37,438	11,596	-69.03
SYRIA ARAB REPUBLIC	2,438,331	4,496,719	84.42	5,742,356	7,156,817	24.63
TURKEY	40,964,260	52,016,124	26.98	99,651,342	83,199,989	-16.51
UNITED ARAB EMIRATES	3,908,606	1,904,467	-51.28	18,559,207	7,578,982	-59.16
QATAR	17,125	27,392	59.95	32,547	49,107	50.88
BAHRAIN	198	4,375	2,109.60	851	44,064	5,077.91
CYPRUS	13,241	10,445	-21.12	53,240	55,845	4.89
EGYPT	19,608,216	22,337,469	13.92	36,830,083	35,255,576	-4.28

TABEL 5. PERKEMBANGAN EKSPOR INDONESIA MENURUT KOMODITI DAN NEGARA TUJUAN

JENIS BARANG	BERAT BERSIH (KG)		PERUB	NILAI FOB (US \$)		PERUB
	JAN-JUN 2008	JAN-JUN 2009	%	JAN-JUN 2008	JAN-JUN 2009	%
	(1)	(2)	(3)	(4)	(5)	(6)
LIBYAN ARAB JAMAHIRIYA	127	83,480	65,632.28	7,306	154,188	2,010.43
MOROCCO	1,647,987	1,135,583	-31.09	2,699,741	1,617,548	-40.09
TUNISIA	285,183	433,814	52.12	810,526	848,619	4.70
ALGERIA	1,379,419	1,249,067	-9.45	3,645,713	2,991,491	-17.94
SUDAN	74,426	20,880	-71.95	140,479	54,234	-61.39
NAMIBIA	536	705	31.53	135	734	443.70
ETHIOPIA	1,715,425	800,035	-53.36	4,982,734	1,794,099	-63.99
TANZANIA, UNITED REPUBLIC OF	85,072	12,560	-85.24	163,366	14,944	-90.85
MADAGASCAR	138,674	168,191	21.29	446,923	293,726	-34.28
SOMALIA	0	4,860	-	0	23,600	-
KENYA	660,676	1,237,165	87.26	1,943,713	2,471,561	27.16
REUNION	28,406	24,287	-14.50	49,237	67,321	36.73
MOZAMBIQUE	146	21,273	14,470.55	741	71,996	9,616.06
BOTSWANA	0	17,800	-	0	46,547	-
TOGO	80,778	116,970	44.80	432,530	609,552	40.93
GHANA	299,553	330,621	10.37	1,213,079	1,316,955	8.56
LIBERIA	0	667	-	0	662	-
GUINEA	31,958	30,229	-5.41	93,377	55,562	-40.50
ANGOLA	0	9,993	-	0	9,648	-
CONGO	24,100	129	-99.46	38,390	197	-99.49
CAMEROON	74,800	26,383	-64.73	136,302	29,531	-78.33
NIGERIA	84,643	160,888	90.08	351,327	694,434	97.66
SIERRA LEONE	22,431	14,601	-34.91	47,133	75,360	59.89
GABON	12,634	2,830	-77.60	8,181	4,109	-49.77
COTE D'IVOIRE	131,467	83,858	-36.21	385,640	233,700	-39.40
SENEGAL	188,784	194,276	2.91	412,195	649,337	57.53
MAURITANIA	161,439	208,758	29.31	520,425	660,857	26.98
MALI	100	13,526	13,426.00	1,695	72,160	4,157.23
BENIN	133,242	58,506	-56.09	1,346,898	343,821	-74.47
BURKINA FASO	0	32,448	-	0	95,001	-
GAMBIA	14,508	21,445	47.81	37,872	38,994	2.96
U.S. VIRGIN ISLANDS	546	0	-100.00	418	0	-100.00
SEYCHELLES	5,947	4,390	-26.18	16,379	16,896	3.16
UGANDA	419	16	-96.18	8,428	83	-99.02
NIGER	21,076	26,900	27.63	256,590	201,000	-21.66
DJIBOUTI	9,000	211,836	2,253.73	1,020	177,963	17,347.35
SAO TOME AND PRINCIPE	12,201	3,946	-67.66	11,540	1,400	-87.87
SWAZILAND	0	10,339	-	0	22,382	-
SOUTH AFRICA	2,134,362	2,109,199	-1.18	6,111,908	5,603,392	-8.32
ZIMBABWE	7,336	10,669	45.43	30,291	17,051	-43.71
ZAMBIA	56,988	37,270	-34.60	120,627	74,195	-38.49
MALAWI	37	95	156.76	233	250	7.30
MAURITIUS	555,925	666,224	19.84	1,624,688	1,316,118	-18.99
VIRGIN ISLANDS (BRITISH)	895	1,435	60.34	4,117	5,726	39.08
AUSTRALIA	8,878,782	7,186,944	-19.05	20,688,605	14,671,246	-29.09
NEW ZEALAND	1,521,421	1,154,726	-24.10	4,292,771	2,790,591	-34.99
MICRONESIA, FEDERATED STATES	0	2,362	-	0	4,166	-
GUAM	6,449	4,308	-33.20	11,650	16,312	40.02
PALAU	489	0	-100.00	1,562	0	-100.00
NEW CALEDONIA	39,407	20,016	-49.21	203,813	73,503	-63.94
SAINT VINCENT AND THE GRENADIN	951	0	-100.00	1,372	0	-100.00
VANUATU	25,136	32,344	28.68	26,452	105,892	300.32
WALLIS AND FUTUNA ISLANDS	1,980	4,547	129.65	3,384	7,995	136.26
COOK ISLANDS	3,148	5,666	79.99	42,989	35,882	-16.53
FIJI	29,839	29,221	-2.07	107,274	126,238	17.68
KIRIBATI	0	234	-	0	495	-
SAMOA	2,110	1,598	-24.27	4,251	6,796	59.87
SOLOMON ISLANDS	1,480	6,000	305.41	4,130	5,199	25.88
TONGA	3,529	0	-100.00	4,122	0	-100.00
TUVALU	189	792	319.05	487	1,698	248.67
EAST TIMOR	178,695	103,249	-42.22	362,577	151,786	-58.14
UNITED STATES	46,030,039	39,755,654	-13.63	107,204,562	73,442,121	-31.49
CANADA	3,705,909	3,220,635	-13.09	8,580,097	5,993,575	-30.15
MEXICO	6,533,976	9,727,113	48.87	15,104,262	17,863,113	18.27
GUATEMALA	499,449	566,442	13.41	1,078,481	1,352,936	25.45
HONDURAS	567,754	204,177	-64.04	1,082,028	398,384	-63.18
NICARAGUA	71	59	-16.90	87	121	39.08
PANAMA	531	5,642	962.52	6,190	23,027	272.00
CUBA	76,028	0	-100.00	133,164	0	-100.00
SURINAME	78,237	131,338	67.87	176,722	179,007	1.29
CHILE	1,897,818	1,385,266	-27.01	5,101,125	3,031,509	-40.57
VENEZUELA	1,457,699	2,153,789	47.75	3,786,703	4,913,491	29.76
ARGENTINA	9,330,855	7,052,430	-24.42	23,027,516	13,747,251	-40.30
BRAZIL	53,753,909	65,412,193	21.69	115,102,330	117,716,747	2.27
COLOMBIA	2,476,330	5,483,123	121.42	5,467,850	9,080,770	66.08

TABEL 5. PERKEMBANGAN EKSPOR INDONESIA MENURUT KOMODITI DAN NEGARA TUJUAN

JENIS BARANG	BERAT BERSIH (KG)		PERUB	NILAI FOB (US \$)		PERUB
	JAN-JUN 2008	JAN-JUN 2009	%	JAN-JUN 2008	JAN-JUN 2009	%
(1)	(2)	(3)	(4)	(5)	(6)	(7)
URUGUAY	226,551	229,799	1.43	658,032	640,992	-2.59
PARAGUAY	32,135	31,885	-0.78	96,652	79,119	-18.14
ECUADOR	1,069,522	187,005	-82.52	2,866,258	303,500	-89.41
PERU	722,326	832,593	15.27	2,101,004	1,710,424	-18.59
GUYANA	7,499	29,414	292.24	13,233	48,630	267.49
TRINIDAD AND TOBAGO	11,039	84	-99.24	32,411	102	-99.69
BAHAMAS	502	1,572	213.15	3,081	9,117	195.91
JAMAICA	136,826	67,234	-50.86	260,376	132,543	-49.10
PUERTO RICO	4,463	3,334	-25.30	10,373	17,142	65.26
BELIZE	0	37	-	0	218	-
DOMINICAN REPUBLIC	158,043	147,212	-6.85	566,978	331,684	-41.50
EL SALVADOR	260,137	201,077	-22.70	664,252	392,158	-40.96
COSTA RICA	40,444	34,572	-14.52	233,131	88,653	-61.97
HAITI	0	81,206	-	0	151,130	-
BARBADOS	938	105	-88.81	2,753	104	-96.22
ANTIGUA AND BARBUDA	521	0	-100.00	2,420	0	-100.00
ANGUILLA	0	828	-	0	3,379	-
ARUBA	371	0	-100.00	2,900	0	-100.00
BERMUDA	404	745	84.41	2,286	2,634	15.22
CAYMAN ISLANDS	1,342	0	-100.00	265	0	-100.00
DOMINICA	387	0	-100.00	1,215	0	-100.00
FRENCH GUIANA	15,815	42,706	170.03	49,832	63,353	27.13
FRENCH POLYNESIA	93,841	68,818	-26.67	204,530	162,483	-20.56
GRENADA	95	0	-100.00	467	0	-100.00
MARTINIQUE	6,598	14,583	121.02	27,427	38,229	39.38
NETHERLANDS ANTILLES	14,408	24,407	69.40	49,670	46,738	-5.90
NORFOLK ISLANDS	0	256	-	0	471	-
SAINT LUCIA	1,679	0	-100.00	5,747	0	-100.00
TURKS AND CAICOS ISLANDS	349	0	-100.00	610	0	-100.00
GADELOUPE	9,134	18,823	106.08	34,929	60,839	74.18
SAINT KITTS AND NEVIS	3,173	227	-92.85	8,035	4,302	-46.46
UNITED KINGDOM	7,623,722	6,586,031	-13.61	16,844,213	10,882,717	-35.39
NETHERLANDS	3,338,753	1,836,903	-44.98	8,462,823	4,770,303	-43.63
FRANCE	963,168	1,199,827	24.57	4,371,478	2,846,457	-34.89
GERMANY, FED. REP. OF	15,268,011	12,348,542	-19.12	37,435,261	26,114,530	-30.24
AUSTRIA	33,937	22,791	-32.84	87,320	177,604	103.39
BELGIUM	14,558,300	12,768,773	-12.29	31,770,733	18,012,727	-43.30
SWITZERLAND	93,431	10,566	-88.69	279,999	44,931	-83.95
LUXEMBOURG	0	1	-	0	2	-
DENMARK	329,327	278,936	-15.30	1,360,682	1,046,762	-23.07
NORWAY	118,960	145,415	22.24	852,331	1,130,947	32.69
SWEDEN	1,142,214	582,684	-48.99	3,917,948	2,946,694	-24.79
FINLAND	1,018,651	933,820	-8.33	2,753,639	2,188,491	-20.52
IRELAND	215,643	178,474	-17.24	503,629	168,487	-66.55
ITALY	21,111,420	15,715,355	-25.56	47,925,831	27,289,922	-43.06
SPAIN	10,319,482	7,921,232	-23.24	24,607,781	15,357,082	-37.59
PORTUGAL	3,272,767	3,746,803	14.48	9,303,081	8,362,726	-10.11
ICELAND	6,301	0	-100.00	45,771	0	-100.00
GREECE	2,019,999	1,856,425	-8.10	5,338,954	4,459,791	-16.47
DEMOCRATIC REPUBLIC OF THE CC	50,779	29,613	-41.68	110,992	74,310	-33.05
HUNGARY	1,096,259	905,150	-17.43	2,190,434	1,325,051	-39.51
POLAND	2,286,069	1,472,969	-35.57	5,164,427	2,637,363	-48.93
ROMANIA	312,208	337,955	8.25	760,111	1,318,856	73.51
BULGARIA	160,808	101,964	-36.59	315,064	110,623	-64.89
YUGOSLAVIA	3,937	788	-79.98	32,455	3,897	-87.99
ALBANIA	0	247	-	0	430	-
AZERBAIJAN	4,192	0	-100.00	16,179	0	-100.00
KAZAKHSTAN	300	2	-99.33	600	37	-93.83
KYRGYZSTAN	104,886	110,510	5.36	341,878	351,422	2.79
MOLDOVA, REPUBLIC OF	44	0	-100.00	100	0	-100.00
UKRAINE	189,534	87,293	-53.94	421,553	159,283	-62.22
UZBEKISTAN	1,710	1,010	-40.94	55	2,875	5,127.27
LITHUANIA	1,148,866	118,733	-89.67	2,268,296	216,498	-90.46
LATVIA	9,836	109,481	1,013.06	31,428	300,172	855.11
ESTONIA	99,088	35,991	-63.68	268,560	95,363	-64.49
GEORGIA	0	3,129	-	0	8,272	-
CROATIA	9,109	34,331	276.89	39,170	79,129	102.01
MALTA	9,275	2,668	-71.23	28,038	11,594	-58.65
SLOVAKIA	1,092	1,244	13.92	16,786	7,586	-54.81
SLOVENIA	273,104	240,677	-11.87	597,875	553,609	-7.40
CZECH REPUBLIC	149,499	208,582	39.52	346,859	403,636	16.37
RUSSIA FEDERATION	1,456,962	1,067,669	-26.72	7,471,645	2,698,074	-63.89
-BARANG DARI KARET	230,850,472	215,985,693	-6.44	740,750,356	711,595,453	-3.94
JAPAN	37,448,316	31,854,026	-14.94	126,158,680	136,883,708	8.50

TABEL 5. PERKEMBANGAN EKSPOR INDONESIA MENURUT KOMODITI DAN NEGARA TUJUAN

JENIS BARANG	BERAT BERSIH (KG)		PERUB	NILAI FOB (US \$)		PERUB
	JAN-JUN 2008	JAN-JUN 2009	%	JAN-JUN 2008	JAN-JUN 2009	%
(1)	(2)	(3)	(4)	(5)	(6)	(7)
HONG KONG	1,569,401	1,924,926	22.65	7,759,607	8,592,755	10.74
KOREA, DEMOCRATIC PEOPLE'S RE	0	10,780	-	0	54,978	-
KOREA, REPUBLIC OF	2,693,997	2,253,239	-16.36	4,171,531	4,155,784	-0.38
TAIWAN	2,847,889	1,774,213	-37.70	9,369,304	5,459,677	-41.73
CHINA	3,361,897	21,948,793	552.87	12,590,886	36,224,098	187.70
MONGOLIA	7,425	0	-100.00	22,275	0	-100.00
PAPUA NEW GUINEA	992,781	741,337	-25.33	3,044,199	2,770,073	-9.00
THAILAND	5,057,639	2,584,019	-48.91	18,339,316	9,880,629	-46.12
SINGAPORE	3,067,991	2,452,882	-20.05	28,962,993	20,646,741	-28.71
PHILIPPINES	6,389,367	6,660,393	4.24	11,756,112	15,414,221	31.12
MALAYSIA	10,209,773	10,154,957	-0.54	25,721,916	24,905,841	-3.17
MYANMAR (FORM. BURMA)	266,361	253,151	-4.96	723,111	812,607	12.38
CAMBODIA	315,824	133,190	-57.83	987,065	489,368	-50.42
BRUNEI DARUSSALAM	248,940	181,429	-27.12	622,104	526,004	-15.45
LAO PEOPLE'S DEMOCRATIC REPUB	12,145	22,065	81.68	37,684	81,793	117.05
VIET NAM	2,855,451	1,576,683	-44.78	10,117,284	4,910,608	-51.46
MALDIVES	1,345	17,966	1,235.76	2,188	32,839	1,400.87
INDIA	753,303	554,614	-26.38	1,959,217	1,761,222	-10.11
PAKISTAN	1,541,851	1,432,956	-7.06	3,769,001	3,037,935	-19.40
BANGLADESH	1,077,347	1,094,372	1.58	2,307,181	2,440,417	5.77
SRI LANKA	980,161	812,169	-17.14	2,496,954	2,153,270	-13.76
AFGHANISTAN	0	40,468	-	0	115,290	-
IRAQ	0	94,621	-	0	302,909	-
IRAN (ISLAMIC REPUBLIC OF)	1,128,359	1,215,629	7.73	3,494,607	3,549,457	1.57
SAUDI ARABIA	9,019,040	9,272,376	2.81	25,641,124	29,275,504	14.17
ISRAEL	653,277	805,816	23.35	1,770,973	2,222,215	25.48
KUWAIT	152,312	164,673	8.12	484,043	489,963	1.22
JORDAN	877,428	487,893	-44.40	2,110,756	1,347,616	-36.15
LEBANON	654,950	1,159,841	77.09	1,969,756	3,874,854	96.72
YEMEN	1,420,869	1,470,449	3.49	4,180,952	4,589,059	9.76
OMAN	623,778	266,179	-57.33	1,816,386	812,351	-55.28
SYRIA ARAB REPUBLIC	749,334	805,346	7.47	1,955,591	2,050,578	4.86
TURKEY	2,818,689	1,977,881	-29.83	8,139,711	5,836,149	-28.30
UNITED ARAB EMIRATES	11,690,899	9,879,235	-15.50	35,013,844	29,342,749	-16.20
QATAR	225,381	257,853	14.41	722,416	907,471	25.62
BAHRAIN	99,651	57,602	-42.20	316,513	197,062	-37.74
CYPRUS	85,523	56,540	-33.89	254,714	205,783	-19.21
EGYPT	5,597,869	2,282,226	-59.23	14,607,392	6,494,667	-55.54
LIBYAN ARAB JAMAHIRIYA	1,083,128	1,037,627	-4.20	3,186,164	3,312,097	3.95
MOROCCO	264,316	233,864	-11.52	809,102	656,326	-18.88
TUNISIA	115,642	99,354	-14.08	249,795	148,120	-40.70
ALGERIA	172,579	249,249	44.43	556,571	794,926	42.83
SUDAN	469,116	135,389	-71.14	1,496,406	458,596	-69.35
MADAGASCAR	454	4	-99.12	250	10	-96.00
KENYA	74,132	128,020	72.69	190,313	313,882	64.93
REUNION	10,453	24,079	130.35	38,939	100,081	157.02
EQUATORIAL GUINEA	0	361	-	0	900	-
TOGO	0	4,937	-	0	15,112	-
GHANA	200,141	217,242	8.54	448,224	513,571	14.58
LIBERIA	0	5,264	-	0	13,177	-
ANGOLA	36,993	0	-100.00	134,090	0	-100.00
CAMEROON	5,195	6,107	17.56	17,793	19,156	7.66
NIGERIA	1,226,554	793,927	-35.27	3,641,620	2,420,614	-33.53
COTE D'IVOIRE	57,406	55,403	-3.49	186,534	154,475	-17.19
SENEGAL	35,477	37,772	6.47	127,417	127,725	0.24
BENIN	36	8,542	23,627.78	352	21,216	5,927.27
SEYCHELLES	644	0	-100.00	1,210	0	-100.00
UGANDA	91,101	45,632	-49.91	197,060	67,586	-65.70
DJIBOUTI	100,719	10,883	-89.19	316,428	28,590	-90.96
SAO TOME AND PRINCIPE	0	507	-	0	180	-
SOUTH AFRICA	2,494,610	1,317,380	-47.19	7,215,762	3,783,498	-47.57
ZIMBABWE	115,710	8,168	-92.94	314,650	29,410	-90.65
COMOROS	320	0	-100.00	1,254	0	-100.00
MAURITIUS	248,208	181,062	-27.05	728,775	544,622	-25.27
AUSTRALIA	4,972,254	5,736,932	15.38	15,879,858	18,891,658	18.97
NEW ZEALAND	1,369,087	1,156,195	-15.55	4,455,867	3,919,952	-12.03
NEW CALEDONIA	3,922	11,858	202.35	11,144	43,086	286.63
VANUATU	18,759	4,565	-75.67	56,584	17,036	-69.89
COOK ISLANDS	0	77	-	0	887	-
FIJI	99,914	79,359	-20.57	301,346	278,941	-7.43
SAMOA	32,871	4,765	-85.50	126,641	14,744	-88.36
SOLOMON ISLANDS	0	19,280	-	0	73,313	-
EAST TIMOR	295,931	159,714	-46.03	465,400	436,703	-6.17
UNITED STATES	49,621,866	38,701,339	-22.01	159,631,829	141,248,967	-11.52
CANADA	2,049,051	2,433,871	18.78	5,680,634	8,590,221	51.22

TABEL 5. PERKEMBANGAN EKSPOR INDONESIA MENURUT KOMODITI DAN NEGARA TUJUAN

JENIS BARANG	BERAT BERSIH (KG)		PERUB	NILAI FOB (US \$)		PERUB
	JAN-JUN 2008	JAN-JUN 2009	%	JAN-JUN 2008	JAN-JUN 2009	%
(1)	(2)	(3)	(4)	(5)	(6)	(7)
MEXICO	860,927	816,839	-5.12	2,278,490	2,079,109	-8.75
GUATEMALA	191,993	32,319	-83.17	538,307	90,554	-83.18
HONDURAS	167,287	85,857	-48.68	438,921	276,304	-37.05
PANAMA	136,767	248,698	81.84	429,064	769,341	79.31
SURINAME	19,936	46,479	133.14	64,980	125,338	92.89
CHILE	95,204	92,566	-2.77	250,211	241,294	-3.56
VENEZUELA	59,510	134,799	126.51	304,961	567,869	86.21
ARGENTINA	717,074	482,505	-32.71	1,881,980	994,049	-47.18
BRAZIL	502,251	711,747	41.71	1,696,057	2,108,765	24.33
COLOMBIA	942,132	1,314,492	39.52	2,455,951	2,734,687	11.35
BOLIVIA	45,765	42,864	-6.34	152,880	157,300	2.89
URUGUAY	34,597	32,782	-5.25	130,441	110,128	-15.57
PARAGUAY	82,307	11,190	-86.40	240,092	40,705	-83.05
ECUADOR	54,630	104,778	91.80	171,806	308,585	79.61
PERU	560,737	342,358	-38.94	1,093,998	825,076	-24.58
TRINIDAD AND TOBAGO	56,848	37,698	-33.69	205,851	105,166	-48.91
JAMAICA	238,063	136,044	-42.85	676,565	439,595	-35.03
PUERTO RICO	122,476	414,633	238.54	482,141	1,204,907	149.91
DOMINICAN REPUBLIC	204,160	174,805	-14.38	428,953	432,581	0.85
EL SALVADOR	22,171	161,294	627.50	64,988	385,109	492.58
COSTA RICA	279,308	138,338	-50.47	813,494	408,167	-49.83
HAITI	0	4,734	-	0	14,886	-
BARBADOS	20,018	19,832	-0.93	67,063	65,250	-2.70
ARUBA	12,752	0	-100.00	33,601	0	-100.00
DOMINICA	74,563	20,484	-72.53	195,602	57,338	-70.69
FRENCH POLYNESIA	32,508	1,134	-96.51	119,551	1,440	-98.80
NETHERLANDS ANTILLES	20,402	147	-99.28	37,799	105	-99.72
GUADELOUPE	95	8	-91.58	245	7	-97.14
UNITED KINGDOM	8,084,385	8,065,697	-0.23	24,874,131	23,751,552	-4.51
NETHERLANDS	4,802,811	4,818,082	0.32	14,549,023	14,191,876	-2.45
FRANCE	2,434,469	2,025,911	-16.78	7,430,962	6,350,639	-14.54
GERMANY, FED. REP. OF	8,000,811	7,966,568	-0.43	36,292,244	41,764,456	15.08
AUSTRIA	40,247	18,928	-52.97	191,261	106,755	-44.18
BELGIUM	4,703,007	5,247,913	11.59	14,928,720	15,893,090	6.46
SWITZERLAND	87,443	129,172	47.72	293,301	635,284	116.60
LUXEMBOURG	1,779	1,808	1.63	4,925	3,965	-19.49
DENMARK	1,014,874	402,886	-60.30	2,652,637	1,113,074	-58.04
NORWAY	436,571	28,645	-93.44	1,293,519	127,528	-90.14
SWEDEN	563,949	392,055	-30.48	1,834,898	1,618,018	-11.82
FINLAND	1,057,785	333,005	-68.52	3,164,431	1,721,847	-45.59
IRELAND	579,315	514,363	-11.21	1,630,631	1,526,252	-6.40
ITALY	5,877,738	5,578,223	-5.10	19,065,965	17,067,794	-10.48
SPAIN	1,420,511	1,386,960	-2.36	5,076,854	4,669,002	-8.03
PORTUGAL	437,808	478,224	9.23	1,666,761	1,781,745	6.90
ICELAND	0	10,692	-	0	39,051	-
GREECE	607,237	483,498	-20.38	2,141,485	1,696,185	-20.79
DEMOCRATIC REPUBLIC OF THE CC	12,791	0	-100.00	11,078	0	-100.00
HUNGARY	93,762	11,548	-87.68	421,450	34,035	-91.92
POLAND	712,873	221,737	-68.90	2,869,576	872,177	-69.61
ROMANIA	55,036	26,228	-52.34	197,635	106,767	-45.98
BULGARIA	12,122	22,629	86.68	38,114	82,072	115.33
ALBANIA	0	12,183	-	0	39,276	-
ARMENIA	84,332	0	-100.00	281,646	0	-100.00
AZERBAIJAN	21,330	9,504	-55.44	28,680	39,814	38.82
KAZAKHSTAN	9,480	0	-100.00	26,899	0	-100.00
MOLDOVA, REPUBLIC OF	11,023	0	-100.00	34,984	0	-100.00
TURKMENISTAN	23,018	0	-100.00	69,215	0	-100.00
UKRAINE	114,291	58,128	-49.14	313,602	152,683	-51.31
LITHUANIA	201,991	104,397	-48.32	673,926	351,501	-47.84
LATVIA	339,532	76,585	-77.44	964,736	231,235	-76.03
ESTONIA	74,862	0	-100.00	272,931	0	-100.00
GEORGIA	166,481	0	-100.00	511,239	0	-100.00
CROATIA	69,048	49,758	-27.94	239,706	170,245	-28.98
MALTA	24,650	5,551	-77.48	76,566	12,893	-83.16
SLOVAKIA	97	2,421	2,395.88	2,807	35,191	1,153.69
SLOVENIA	116,411	120,109	3.18	338,758	435,480	28.55
CZECH REPUBLIC	68,196	57,579	-15.57	385,153	284,523	-26.13
RUSSIA FEDERATION	170,773	73,766	-56.80	780,517	258,170	-66.92
-SHEET	99,511,071	41,541,481	-58.25	257,689,499	61,634,036	-76.08
JAPAN	24,145,961	2,884,392	-88.05	61,947,415	3,899,588	-93.71
HONG KONG	18,306	409,926	2,139.30	56,509	567,774	904.75
KOREA, REPUBLIC OF	2,079,297	419,506	-79.82	5,250,748	651,818	-87.59
TAIWAN	956,556	3,357,402	250.99	2,468,003	4,957,735	100.88
CHINA	9,122,982	12,815,679	40.48	22,987,057	18,037,995	-21.53

TABEL 5. PERKEMBANGAN EKSPOR INDONESIA MENURUT KOMODITI DAN NEGARA TUJUAN

JENIS BARANG	BERAT BERSIH (KG)		PERUB	NILAI FOB (US \$)		PERUB
	JAN-JUN 2008	JAN-JUN 2009	%	JAN-JUN 2008	JAN-JUN 2009	%
(1)	(2)	(3)	(4)	(5)	(6)	(7)
SINGAPORE	5,781,474	2,349,383	-59.36	15,469,928	3,378,074	-78.16
PHILIPPINES	1,724,243	20,160	-98.83	4,594,585	32,760	-99.29
MALAYSIA	887,040	385,251	-56.57	2,387,204	640,982	-73.15
VIET NAM	574,902	1,676,284	191.58	1,479,576	2,004,572	35.48
INDIA	1,598,337	4,391,845	174.78	4,028,345	6,612,912	64.16
PAKISTAN	13,440	60,480	350.00	38,371	65,621	71.02
SRI LANKA	0	300,000	-	0	481,378	-
TURKEY	1,006,341	274,852	-72.69	2,665,088	463,677	-82.60
UNITED ARAB EMIRATES	0	36,612	-	0	52,904	-
EGYPT	907,200	0	-100.00	2,315,668	0	-100.00
ALGERIA	68,040	40,320	-40.74	178,945	47,174	-73.64
SOUTH AFRICA	3,122,880	76,800	-97.54	7,932,025	114,384	-98.56
AUSTRALIA	383,040	20,160	-94.74	962,288	74,667	-92.24
UNITED STATES	9,276,741	5,154,963	-44.43	24,105,149	8,615,275	-64.26
CANADA	3,435,878	800,039	-76.72	8,977,714	1,332,320	-85.16
MEXICO	1,290,240	20,160	-98.44	3,387,687	59,875	-98.23
CHILE	261,120	120,960	-53.68	688,733	184,060	-73.28
VENEZUELA	766,080	0	-100.00	1,937,577	0	-100.00
ARGENTINA	458,783	95,238	-79.24	1,239,565	128,474	-89.64
BRAZIL	3,242,891	192,956	-94.05	8,382,886	294,154	-96.49
COLOMBIA	759,360	2,400	-99.68	2,015,110	3,480	-99.83
PERU	60,660	0	-100.00	159,521	0	-100.00
COSTA RICA	60,480	0	-100.00	142,733	0	-100.00
UNITED KINGDOM	1,471,681	20,160	-98.63	3,811,085	32,256	-99.15
NETHERLANDS	3,827,520	575,999	-84.95	10,049,099	921,554	-90.83
FRANCE	841,620	932,636	10.81	2,199,373	1,401,882	-36.26
GERMANY, FED. REP. OF	3,061,216	471,520	-84.60	7,952,134	845,765	-89.36
AUSTRIA	0	2	-	0	37	-
BELGIUM	6,210,236	441,598	-92.89	16,152,375	692,064	-95.72
LUXEMBOURG	57,599	0	-100.00	161,448	0	-100.00
ITALY	737,100	323,998	-56.04	1,875,246	488,541	-73.95
SPAIN	4,314,238	955,986	-77.84	11,350,037	1,407,369	-87.60
GREECE	0	58,626	-	0	79,126	-
POLAND	3,062,535	365,939	-88.05	8,004,995	557,349	-93.04
ROMANIA	826,560	0	-100.00	2,164,075	0	-100.00
BULGARIA	136,080	0	-100.00	361,973	0	-100.00
BELARUS	109,835	73,224	-33.33	320,046	102,422	-68.00
UKRAINE	1,230,207	40,320	-96.72	3,324,220	122,170	-96.32
LITHUANIA	128,142	292,896	128.57	307,540	459,115	49.29
ESTONIA	0	36,612	-	0	102,147	-
SLOVENIA	434,333	57,600	-86.74	1,131,842	93,792	-91.71
CZECH REPUBLIC	58	0	-100.00	43	0	-100.00
RUSSIA FEDERATION	1,059,839	988,597	-6.72	2,725,538	1,626,794	-40.31
-CRUMB RUBBER	1,104,566,092	901,468,649	-18.39	2,832,965,076	1,248,044,186	-55.95
JAPAN	174,505,568	122,728,515	-29.67	451,366,956	168,847,977	-62.59
HONG KONG	243,810	564,479	131.52	633,024	731,532	15.56
KOREA, DEMOCRATIC PEOPLE'S RE	0	294,840	-	0	372,825	-
KOREA, REPUBLIC OF	51,515,643	48,313,197	-6.22	133,979,706	66,204,535	-50.59
TAIWAN	9,596,147	6,757,865	-29.58	24,682,867	9,256,397	-62.50
CHINA	154,994,369	271,939,986	75.45	398,677,811	369,402,199	-7.34
SINGAPORE	78,312,898	42,189,554	-46.13	193,836,127	56,643,796	-70.78
PHILIPPINES	1,108,800	2,197,440	98.18	2,869,150	2,964,380	3.32
MALAYSIA	1,108,800	15,757,728	1,321.15	2,731,327	21,108,301	672.82
VIET NAM	2,015,996	10,648,808	428.22	5,210,294	13,892,957	166.64
INDIA	12,418,157	39,634,651	219.17	32,062,697	55,227,066	72.25
PAKISTAN	1,411,196	2,903,035	105.71	3,627,685	3,848,264	6.08
SRI LANKA	141,119	564,480	300.00	383,632	918,403	139.40
IRAN (ISLAMIC REPUBLIC OF)	5,322,230	3,769,913	-29.17	13,531,713	5,218,377	-61.44
ISRAEL	60,480	423,360	600.00	163,844	584,534	256.76
TURKEY	21,301,590	12,579,835	-40.94	54,917,991	18,078,087	-67.08
UNITED ARAB EMIRATES	0	443,520	-	0	545,594	-
EGYPT	1,451,520	3,165,120	118.06	4,173,639	4,439,298	6.37
ALGERIA	110,880	22,680	-79.55	284,509	31,864	-88.80
ETHIOPIA	181,440	0	-100.00	424,336	0	-100.00
KENYA	705,599	705,600	0.00	1,748,880	965,031	-44.82
DJIBOUTI	584,639	0	-100.00	1,522,300	0	-100.00
SOUTH AFRICA	12,174,715	11,923,922	-2.06	31,487,049	16,964,585	-46.12
AUSTRALIA	7,519,670	4,233,599	-43.70	18,941,424	5,715,416	-69.83
NEW ZEALAND	866,880	161,280	-81.40	2,237,597	224,397	-89.97
EAST TIMOR	0	189,000	-	0	239,558	-
UNITED STATES	327,637,088	166,456,507	-49.19	834,467,522	238,717,146	-71.39
CANADA	25,850,222	20,556,267	-20.48	66,193,303	29,810,152	-54.97
MEXICO	10,519,040	3,520,160	-66.54	27,118,562	4,934,920	-81.80
PANAMA	0	100,800	-	0	138,096	-

TABEL 5. PERKEMBANGAN EKSPOR INDONESIA MENURUT KOMODITI DAN NEGARA TUJUAN

JENIS BARANG	BERAT BERSIH (KG)		PERUB	NILAI FOB (US \$)		PERUB
	JAN-JUN 2008	JAN-JUN 2009	%	JAN-JUN 2008	JAN-JUN 2009	%
(1)	(2)	(3)	(4)	(5)	(6)	(7)
CHILE	1,572,476	0	-100.00	4,054,679	0	-100.00
VENEZUELA	3,472,560	2,442,209	-29.67	8,937,482	3,232,815	-63.83
ARGENTINA	9,679,740	9,979,197	3.09	24,595,643	13,971,729	-43.19
BRAZIL	30,121,652	11,766,159	-60.94	78,183,635	16,549,848	-78.83
COLOMBIA	7,121,518	3,243,237	-54.46	18,700,616	4,753,976	-74.58
ECUADOR	2,943,360	2,782,080	-5.48	7,578,871	3,920,000	-48.28
EL SALVADOR	0	201,600	-	0	309,456	-
COSTA RICA	665,279	483,840	-27.27	1,569,590	630,395	-59.84
NORFOLK ISLANDS	0	20,160	-	0	24,696	-
UNITED KINGDOM	6,121,077	4,659,478	-23.88	15,667,670	6,620,230	-57.75
NETHERLANDS	12,921,897	12,732,906	-1.46	33,688,859	17,770,284	-47.25
FRANCE	28,336,354	7,742,825	-72.68	72,995,830	10,819,699	-85.18
GERMANY, FED. REP. OF	29,346,256	11,854,074	-59.61	77,850,051	16,531,973	-78.76
AUSTRIA	181,440	0	-100.00	375,780	0	-100.00
BELGIUM	10,518,280	5,342,396	-49.21	27,256,749	6,958,788	-74.47
LUXEMBOURG	1,248,000	1,895,040	51.85	3,354,371	2,491,777	-25.72
NORWAY	96,000	0	-100.00	250,464	0	-100.00
SWEDEN	80,840	221,760	174.32	214,259	331,070	54.52
FINLAND	60,480	120,960	100.00	147,837	162,901	10.19
IRELAND	280,980	45,360	-83.86	714,212	62,000	-91.32
ITALY	9,977,938	3,084,060	-69.09	25,874,436	4,578,762	-82.30
SPAIN	16,741,966	9,521,810	-43.13	42,989,911	13,629,579	-68.30
GREECE	771,120	0	-100.00	1,952,499	0	-100.00
HUNGARY	1,408,678	2,938,320	108.59	3,513,957	3,912,349	11.34
POLAND	12,839,089	4,674,599	-63.59	32,800,313	6,577,712	-79.95
ROMANIA	7,379,396	3,471,299	-52.96	18,907,436	5,056,787	-73.26
BULGARIA	0	1,224,720	-	0	1,645,192	-
YUGOSLAVIA	45,360	0	-100.00	123,096	0	-100.00
UKRAINE	2,406,222	0	-100.00	6,072,852	0	-100.00
LITHUANIA	423,360	5,241,599	1,138.10	1,179,219	7,179,744	508.86
SLOVENIA	5,483,518	2,784,600	-49.22	14,419,290	3,921,212	-72.81
CZECH REPUBLIC	120,960	0	-100.00	309,533	0	-100.00
RUSSIA FEDERATION	541,800	248,220	-54.19	1,411,991	375,525	-73.40
-CREPE	14,233,073	15,297,362	7.48	36,101,581	22,358,141	-38.07
JAPAN	600,719	346,560	-42.31	1,611,658	508,831	-68.43
KOREA, REPUBLIC OF	80,640	17,640	-78.13	220,133	21,263	-90.34
TAIWAN	40,320	141,120	250.00	119,348	202,205	69.42
CHINA	1,512,000	1,831,676	21.14	3,504,311	2,574,622	-26.53
SINGAPORE	161,280	136,080	-15.63	400,907	191,672	-52.19
PHILIPPINES	0	40,320	-	0	55,648	-
MALAYSIA	405,199	806,300	98.99	1,026,160	1,096,369	6.84
VIET NAM	559,679	2,167,679	287.31	1,405,202	3,090,868	119.96
INDIA	645,120	161,279	-75.00	1,606,118	237,468	-85.21
PAKISTAN	0	100,800	-	0	117,428	-
ISRAEL	221,760	0	-100.00	574,761	0	-100.00
TURKEY	120,960	181,439	50.00	349,272	232,398	-33.46
MOROCCO	20,160	0	-100.00	56,851	0	-100.00
SOUTH AFRICA	60,480	20,160	-66.67	161,481	27,000	-83.28
MAURITIUS	443	0	-100.00	1,200	0	-100.00
AUSTRALIA	0	60,480	-	0	85,334	-
UNITED STATES	6,237,891	5,185,190	-16.88	15,961,347	7,591,191	-52.44
CANADA	1,411,200	1,088,640	-22.86	3,567,645	1,618,306	-54.64
MEXICO	100,799	80,640	-20.00	268,990	139,557	-48.12
CHILE	0	20,159	-	0	27,653	-
ARGENTINA	100,800	241,920	140.00	266,717	342,947	28.58
BRAZIL	885,119	70,560	-92.03	2,348,524	102,514	-95.63
PERU	20,160	0	-100.00	54,432	0	-100.00
UNITED KINGDOM	40,320	0	-100.00	109,267	0	-100.00
NETHERLANDS	20,160	0	-100.00	54,432	0	-100.00
FRANCE	60,496	221,760	266.57	139,632	341,899	144.86
GERMANY, FED. REP. OF	20,160	0	-100.00	54,230	0	-100.00
SWITZERLAND	9	0	-100.00	72	0	-100.00
SWEDEN	0	80,640	-	0	111,888	-
ITALY	201,600	2,094,720	939.05	469,455	3,348,330	613.24
SPAIN	120,959	181,440	50.00	329,031	262,732	-20.15
PORTUGAL	80,640	0	-100.00	205,930	0	-100.00
GREECE	0	20,160	-	0	30,018	-
YUGOSLAVIA	282,240	0	-100.00	715,175	0	-100.00
UKRAINE	221,760	0	-100.00	519,300	0	-100.00
-BUNGKIL KELAPA	167,713,779	97,401,828	-41.92	22,285,286	12,975,437	-41.78
JAPAN	93,788	749,800	699.46	14,161	122,176	762.76
KOREA, REPUBLIC OF	107,878,854	42,675,500	-60.44	13,991,774	5,597,593	-59.99
TAIWAN	4,685,512	835,050	-82.18	383,501	160,889	-58.05

TABEL 5. PERKEMBANGAN EKSPOR INDONESIA MENURUT KOMODITI DAN NEGARA TUJUAN

JENIS BARANG	BERAT BERSIH (KG)		PERUB	NILAI FOB (US \$)		PERUB
	JAN-JUN 2008	JAN-JUN 2009	%	JAN-JUN 2008	JAN-JUN 2009	%
(1)	(2)	(3)	(4)	(5)	(6)	(7)
CHINA	60,000	103,460	72.43	9,747	28,189	189.21
SINGAPORE	4,137,235	970,209	-76.55	591,092	405,080	-31.47
MALAYSIA	0	6,332,201	-	0	854,662	-
BRUNEI DARUSSALAM	1,209	0	-100.00	3,049	0	-100.00
VIET NAM	32,536,246	34,141,318	4.93	4,500,947	3,821,725	-15.09
INDIA	12,000,930	0	-100.00	1,653,113	0	-100.00
PAKISTAN	0	380,000	-	0	67,640	-
SAUDI ARABIA	0	4,250	-	0	3,500	-
UNITED ARAB EMIRATES	0	1	-	0	3	-
AUSTRALIA	37,600	150,070	299.12	5,828	24,957	328.23
UNITED STATES	0	93,324	-	0	47,330	-
UNITED KINGDOM	0	97,900	-	0	22,638	-
NETHERLANDS	6,282,405	10,868,745	73.00	1,132,074	1,819,055	60.68
-DEDAK/BEKATUL	199,600,241	161,745,130	-18.97	32,047,753	20,840,180	-34.97
JAPAN	32,041,740	30,016,579	-6.32	5,295,907	3,835,628	-27.57
HONG KONG	26	0	-100.00	90	0	-100.00
KOREA, REPUBLIC OF	138,605,659	44,016,990	-68.24	21,930,483	5,717,564	-73.93
TAIWAN	118,760	30,680	-74.17	15,439	2,821	-81.73
SINGAPORE	0	41,040	-	0	5,651	-
PHILIPPINES	0	28,325,000	-	0	3,563,964	-
VIET NAM	28,834,053	59,314,841	105.71	4,805,833	7,714,552	60.52
UNITED STATES	3	0	-100.00	1	0	-100.00
-LAINNYA	1,273,858,152	1,298,250,882	1.91	182,009,959	86,002,818	-52.75
JAPAN	12,799,791	10,478,424	-18.14	3,574,406	2,889,047	-19.17
HONG KONG	3,970	7,474	88.26	4,105	8,434	105.46
KOREA, REPUBLIC OF	203,698,556	133,352,513	-34.53	28,824,193	10,784,276	-62.59
TAIWAN	1,401,780	331,480	-76.35	373,149	142,397	-61.84
CHINA	4,519,581	51,129,071	1,031.28	468,758	2,994,251	538.76
THAILAND	12,216,326	30,104,269	146.43	2,904,175	2,605,403	-10.29
SINGAPORE	1,070,715	21,472,195	1,905.41	629,739	1,126,906	78.95
PHILIPPINES	0	36,311,748	-	0	1,821,661	-
MALAYSIA	4,045,599	3,715,089	-8.17	580,103	2,508,212	332.37
MYANMAR (FORM. BURMA)	34,000	0	-100.00	13,666	0	-100.00
BRUNEI DARUSSALAM	477	58,493	12,162.68	326	55,015	16,775.77
VIET NAM	41,337,853	86,701,991	109.74	5,375,887	6,901,041	28.37
INDIA	983,590	1,932,741	96.50	426,085	358,393	-15.89
PAKISTAN	188,548	0	-100.00	67,110	0	-100.00
BANGLADESH	261,105	315,682	20.90	107,534	102,692	-4.50
SRI LANKA	0	719,500	-	0	814,619	-
IRAQ	125	0	-100.00	1	0	-100.00
IRAN (ISLAMIC REPUBLIC OF)	0	175	-	0	5,070	-
SAUDI ARABIA	14,000,043	1,970	-99.99	2,068,525	1,150	-99.94
JORDAN	280,000	0	-100.00	44,800	0	-100.00
LEBANON	34,500	0	-100.00	38,631	0	-100.00
EGYPT	0	99,700	-	0	79,760	-
GHANA	240,360	0	-100.00	116,162	0	-100.00
NIGERIA	455,330	817,260	79.49	241,456	470,547	94.88
SOUTH AFRICA	155,999	9,000,000	5,669.27	230,530	468,860	103.38
AUSTRALIA	30,942,823	58,697,744	89.70	4,989,962	4,220,854	-15.41
NEW ZEALAND	272,760,533	194,522,555	-28.68	37,251,065	9,737,854	-73.86
GUAM	0	150	-	0	3,840	-
EAST TIMOR	0	167	-	0	116	-
UNITED STATES	3,949	6,602	67.18	61,923	113,668	83.56
UNITED KINGDOM	26,000	18,000	-30.77	34,380	702	-97.96
NETHERLANDS	531,765,430	530,931,147	-0.16	76,492,718	31,120,297	-59.32
FRANCE	102,000	1,088,000	966.67	17,850	208,840	1,069.97
GERMANY, FED. REP. OF	111,649,169	40,338,002	-63.87	15,470,183	2,183,083	-85.89
SWITZERLAND	0	2,998,730	-	0	184,930	-
ITALY	27,900,000	83,100,010	197.85	956,162	4,090,900	327.85
UKRAINE	140,000	0	-100.00	79,375	0	-100.00
RUSSIA FEDERATION	840,000	0	-100.00	567,000	0	-100.00
-MINYAK ATSIRI LAINNYA	2,125,258	1,829,802	-13.90	76,500,486	38,571,682	-49.58
JAPAN	39,642	39,930	0.73	982,485	691,683	-29.60
HONG KONG	14,586	22,660	55.35	108,397	121,841	12.40
KOREA, REPUBLIC OF	25,466	6,719	-73.62	35,703	25,958	-27.29
TAIWAN	474	2,845	500.21	13,098	9,695	-25.98
CHINA	107,127	17,858	-83.33	1,268,456	286,849	-77.39
THAILAND	11,325	3,952	-65.10	48,079	82,364	71.31
SINGAPORE	591,197	521,805	-11.74	21,962,491	8,887,484	-59.53
PHILIPPINES	2,559	3,272	27.86	48,903	53,766	9.94
MALAYSIA	4,468	1,822	-59.22	35,735	40,743	14.01
VIET NAM	0	44	-	0	2,703	-

TABEL 5. PERKEMBANGAN EKSPOR INDONESIA MENURUT KOMODITI DAN NEGARA TUJUAN

JENIS BARANG	BERAT BERSIH (KG)		PERUB	NILAI FOB (US \$)		PERUB
	JAN-JUN 2008	JAN-JUN 2009	%	JAN-JUN 2008	JAN-JUN 2009	%
(1)	(2)	(3)	(4)	(5)	(6)	(7)
MALDIVES	229	666	190.83	729	20,787	2,751.44
INDIA	243,301	287,224	18.05	5,044,068	4,699,048	-6.84
PAKISTAN	8,400	21,618	157.36	51,065	526,970	931.96
SRI LANKA	371	21	-94.34	6,700	1,932	-71.16
SAUDI ARABIA	250	654	161.60	5,920	15,000	153.38
TURKEY	9,180	19,440	111.76	93,044	200,256	115.23
UNITED ARAB EMIRATES	36,740	68,904	87.54	2,965,816	2,025,503	-31.71
EGYPT	1,000	600	-40.00	107,700	21,800	-79.76
GUINEA	18	0	-100.00	190	0	-100.00
BENIN	2,156	0	-100.00	14,802	0	-100.00
SOUTH AFRICA	2,890	1,332	-53.91	31,700	12,740	-59.81
AUSTRALIA	1,634	1,353	-17.20	20,909	16,895	-19.20
NEW ZEALAND	522	150	-71.26	5,816	2,079	-64.25
GUAM	257	0	-100.00	4,212	0	-100.00
UNITED STATES	538,015	264,026	-50.93	16,627,818	5,879,882	-64.64
CANADA	2,447	3,479	42.17	17,872	48,705	172.52
MEXICO	28,109	27,224	-3.15	283,725	268,848	-5.24
ARGENTINA	210	0	-100.00	30,820	0	-100.00
BRAZIL	10,781	10,509	-2.52	88,505	174,387	97.04
COLOMBIA	0	1,679	-	0	16,020	-
URUGUAY	0	1,452	-	0	73,389	-
UNITED KINGDOM	32,224	34,995	8.60	2,089,277	1,089,210	-47.87
NETHERLANDS	60,174	138,031	129.39	3,828,228	5,133,076	34.08
FRANCE	105,114	147,459	40.28	5,924,623	3,541,928	-40.22
GERMANY, FED. REP. OF	79,758	60,611	-24.01	5,359,173	1,961,850	-63.39
AUSTRIA	0	7	-	0	150	-
BELGIUM	540	0	-100.00	29,880	0	-100.00
SWITZERLAND	87,786	37,647	-57.12	7,203,751	1,014,690	-85.91
NORWAY	78	0	-100.00	3,261	0	-100.00
FINLAND	0	50	-	0	4,800	-
IRELAND	49	1	-97.96	525	125	-76.19
ITALY	12,400	30,475	145.77	290,651	375,412	29.16
SPAIN	49,381	49,288	-0.19	1,841,459	1,243,114	-32.49
ROMANIA	14,400	0	-100.00	24,900	0	-100.00
-WANGI-WANGIAN DARI MINYAK AT:	32,355,529	32,156,008	-0.62	114,354,454	121,150,226	5.94
JAPAN	1,256,338	1,359,341	8.20	5,325,702	6,226,505	16.91
HONG KONG	915,849	896,906	-2.07	9,266,272	10,312,028	11.29
KOREA, DEMOCRATIC PEOPLE'S RE	0	5,803	-	0	7,018	-
KOREA, REPUBLIC OF	131,822	95,295	-27.71	978,812	788,353	-19.46
TAIWAN	2,309,034	2,198,856	-4.77	2,773,324	2,515,285	-9.30
CHINA	575,615	381,313	-33.76	1,306,466	1,402,998	7.39
MONGOLIA	15,481	0	-100.00	37,625	0	-100.00
MACAU	675	0	-100.00	9,662	0	-100.00
PAPUA NEW GUINEA	237,038	256,009	8.00	565,025	470,092	-16.80
THAILAND	3,468,821	3,184,438	-8.20	17,110,844	18,037,310	5.41
SINGAPORE	1,445,864	1,698,956	17.50	8,503,024	9,383,886	10.36
PHILIPPINES	1,566,509	3,095,677	97.62	9,703,524	12,763,538	31.54
MALAYSIA	4,995,001	4,981,348	-0.27	14,683,374	15,543,884	5.86
MYANMAR (FORM. BURMA)	105,883	57,000	-46.17	691,212	349,169	-49.48
CAMBODIA	1,297	0	-100.00	11,554	0	-100.00
BRUNEI DARUSSALAM	235,424	245,610	4.33	932,955	1,076,957	15.44
NEPAL	29,421	0	-100.00	36,585	0	-100.00
VIET NAM	629,722	626,194	-0.56	5,111,879	5,372,583	5.10
MALDIVES	291,343	238,463	-18.15	588,206	496,420	-15.60
INDIA	798,900	787,883	-1.38	2,581,534	2,093,654	-18.90
PAKISTAN	613,165	552,643	-9.87	1,605,263	2,135,099	33.01
BANGLADESH	21,193	51,415	142.60	43,523	183,644	321.95
SRI LANKA	46,689	36,669	-21.46	95,479	108,781	13.93
IRAQ	9,430	0	-100.00	21,916	0	-100.00
IRAN (ISLAMIC REPUBLIC OF)	108,671	164,022	50.93	287,199	456,902	59.09
SAUDI ARABIA	289,245	510,932	76.64	708,719	730,383	3.06
KUWAIT	500	3,094	518.80	12,449	27,785	123.19
JORDAN	29,686	32,568	9.71	90,482	83,842	-7.34
LEBANON	12,595	7,602	-39.64	44,916	20,966	-53.32
YEMEN	507,706	681,860	34.30	1,119,852	1,423,930	27.15
OMAN	0	3	-	0	44	-
SYRIA ARAB REPUBLIC	5	0	-100.00	16	0	-100.00
TURKEY	0	47	-	0	15	-
UNITED ARAB EMIRATES	5,924,877	4,439,435	-25.07	16,796,081	13,870,986	-17.42
QATAR	5,628	4,191	-25.53	59,237	36,710	-38.03
BAHRAIN	148	239	61.49	899	3,075	242.05
CYPRUS	5,383	8,540	58.65	16,388	29,151	77.88
EGYPT	24,698	20,841	-15.62	148,600	132,834	-10.61
LIBYAN ARAB JAMAHIRIYA	104,182	163,257	56.70	250,119	601,892	140.64

TABEL 5. PERKEMBANGAN EKSPOR INDONESIA MENURUT KOMODITI DAN NEGARA TUJUAN

JENIS BARANG	BERAT BERSIH (KG)		PERUB	NILAI FOB (US \$)		PERUB
	JAN-JUN 2008	JAN-JUN 2009	%	JAN-JUN 2008	JAN-JUN 2009	%
	(1)	(2)	(3)	(4)	(5)	(6)
MOROCCO	825	6,867	732.36	14,900	79,930	436.44
TUNISIA	0	391	-	0	1,036	-
ALGERIA	0	10,078	-	0	28,650	-
SUDAN	48,850	16,040	-67.16	289,810	50,687	-82.51
NAMIBIA	85,680	37,800	-55.88	146,200	62,318	-57.37
ETHIOPIA	0	19	-	0	10	-
TANZANIA, UNITED REPUBLIC OF	293,720	299,442	1.95	456,893	573,769	25.58
MADAGASCAR	57,348	50,026	-12.77	19,500	14,026	-28.07
SOMALIA	0	16,453	-	0	28,641	-
KENYA	683,773	687,634	0.56	1,247,934	1,333,572	6.86
REUNION	4,594	1,546	-66.35	11,549	1,237	-89.29
MOZAMBIQUE	7	0	-100.00	19	0	-100.00
EQUATORIAL GUINEA	6,556	19,947	204.26	12,384	34,158	175.82
TOGO	0	8,110	-	0	46,535	-
GHANA	273,560	201,165	-26.46	674,557	2,052,827	204.32
LIBERIA	1,642	1,346	-18.03	1,923	1,596	-17.00
GUINEA	24,098	8,563	-64.47	70,447	2,500	-96.45
ANGOLA	110,160	214,200	94.44	183,600	347,375	89.20
CAMEROON	10,924	11,055	1.20	23,202	22,785	-1.80
NIGERIA	930,730	546,300	-41.30	1,798,411	1,033,531	-42.53
GABON	10,053	26,276	161.37	25,307	67,383	166.26
COTE D'IVOIRE	7,174	1,980	-72.40	12,990	3,575	-72.48
SENEGAL	246,481	295,924	20.06	241,504	275,240	13.97
BENIN	131,670	237,156	80.11	282,273	598,756	112.12
BURKINA FASO	6,361	0	-100.00	11,435	0	-100.00
GAMBIA	9,824	7,958	-18.99	17,743	22,040	24.22
SEYCHELLES	23,256	8,254	-64.51	46,127	27,065	-41.33
UGANDA	169,334	164,091	-3.10	340,810	309,958	-9.05
CHAD	8,824	0	-100.00	14,832	0	-100.00
DJIBOUTI	181,052	214,944	18.72	203,693	396,447	94.63
SAO TOME AND PRINCIPE	26,306	318	-98.79	55,503	925	-98.33
SOUTH AFRICA	95,189	51,803	-45.58	323,814	260,979	-19.40
MAURITIUS	53,049	101,421	91.18	166,838	251,240	50.59
RWANDA	0	20,780	-	0	38,460	-
AUSTRALIA	222,583	80,308	-63.92	651,349	335,400	-48.51
NEW ZEALAND	5,822	13,777	136.64	44,175	114,045	158.17
MICRONESIA, FEDERATED STATES	1,481	2,268	53.14	1,250	4,057	224.56
GUAM	2,177	745	-65.78	17,272	1,410	-91.84
PALAU	0	259	-	0	5,113	-
NEW CALEDONIA	529	587	10.96	871	823	-5.51
NORTHERN MARIANA ISLANDS	0	8,303	-	0	24,976	-
SAINT VINCENT AND THE GRENADIN	0	1,113	-	0	1,265	-
VANUATU	54,466	12,170	-77.66	74,480	16,064	-78.43
WALLIS AND FUTUNA ISLANDS	2,256	2,073	-8.11	6,180	5,644	-8.67
AMERICAN SAMOA	282	0	-100.00	1,116	0	-100.00
COOK ISLANDS	0	249	-	0	285	-
FIJI	70,982	70,904	-0.11	190,158	193,641	1.83
KIRIBATI	17,994	4,807	-73.29	30,128	18,240	-39.46
SAMOA	24,745	14,227	-42.51	39,693	23,451	-40.92
SOLOMON ISLANDS	42,565	17,206	-59.58	66,505	110,392	65.99
TONGA	23,061	52,938	129.56	42,439	65,213	53.66
TUVALU	366	0	-100.00	904	0	-100.00
EAST TIMOR	347,129	823,647	137.27	355,332	1,217,600	242.67
UNITED STATES	122,561	191,924	56.59	394,365	697,686	76.91
CANADA	640	2,932	358.13	1,627	2,176	33.74
MEXICO	633	3,111	391.47	4,920	144,731	2,841.69
PANAMA	23,650	0	-100.00	31,625	0	-100.00
SURINAME	2,873	1,761	-38.71	16,379	6,369	-61.11
CHILE	203	1,421	600.00	352	5,104	1,350.00
ARGENTINA	100	224	124.00	1,850	2,022	9.30
BRAZIL	0	515	-	0	21,137	-
COLOMBIA	400	28	-93.00	4,520	1,995	-55.86
BOLIVIA	5,009	0	-100.00	6,330	0	-100.00
TRINIDAD AND TOBAGO	0	2,468	-	0	2,600	-
BAHAMAS	91	0	-100.00	983	0	-100.00
PUERTO RICO	0	21	-	0	128	-
BELIZE	21,897	5,359	-75.53	92,312	31,238	-66.16
DOMINICAN REPUBLIC	0	262	-	0	371	-
COSTA RICA	143	0	-100.00	287	0	-100.00
BARBADOS	3,692	4,431	20.02	5,021	7,111	41.63
ARUBA	324	0	-100.00	9,271	0	-100.00
BERMUDA	846	26	-96.93	15,170	77	-99.49
FRENCH POLYNESIA	5	1,802	35,940.00	18	4,371	24,183.33
MARTINIQUE	10	422	4,120.00	62	576	829.03
GUADELOUPE	0	3	-	0	9	-

TABEL 5. PERKEMBANGAN EKSPOR INDONESIA MENURUT KOMODITI DAN NEGARA TUJUAN

JENIS BARANG	BERAT BERSIH (KG)		PERUB	NILAI FOB (US \$)		PERUB
	JAN-JUN 2008	JAN-JUN 2009	%	JAN-JUN 2008	JAN-JUN 2009	%
(1)	(2)	(3)	(4)	(5)	(6)	(7)
UNITED KINGDOM	386,471	208,311	-46.10	1,575,494	844,583	-46.39
NETHERLANDS	123,373	111,503	-9.62	284,934	630,297	121.21
FRANCE	190,843	153,048	-19.80	1,274,618	1,199,545	-5.89
GERMANY, FED. REP. OF	8,023	1,417	-82.34	29,311	4,734	-83.85
AUSTRIA	95	0	-100.00	5,085	0	-100.00
BELGIUM	18,099	39,573	118.65	37,880	78,061	106.07
SWITZERLAND	871	891	2.30	7,297	12,241	67.75
DENMARK	56	10	-82.14	44	38	-13.64
NORWAY	165	232	40.61	4,792	3,093	-35.45
SWEDEN	48,932	601	-98.77	44,055	2,845	-93.54
FINLAND	0	654	-	0	3,784	-
ITALY	119,219	121,629	2.02	193,683	236,631	22.17
SPAIN	12,338	4,315	-65.03	88,038	58,532	-33.52
PORTUGAL	34,068	0	-100.00	36,657	0	-100.00
MONTSERRAT	0	5,929	-	0	8,415	-
GREECE	31,555	24,016	-23.89	75,435	65,018	-13.81
DEMOCRATIC REPUBLIC OF THE CC	73,463	21,018	-71.39	146,708	30,160	-79.44
HUNGARY	4,182	2	-99.95	9,331	4	-99.96
POLAND	27	0	-100.00	282	0	-100.00
ROMANIA	777	274	-64.74	16,393	7,201	-56.07
BULGARIA	627	358	-42.90	11,551	4,204	-63.60
UKRAINE	23,771	28,420	19.56	64,821	100,272	54.69
LITHUANIA	359	0	-100.00	3,887	0	-100.00
LATVIA	20,088	0	-100.00	60,450	0	-100.00
ESTONIA	300	0	-100.00	3,094	0	-100.00
CROATIA	439	0	-100.00	280	0	-100.00
MALTA	5,215	4,956	-4.97	8,422	6,768	-19.64
SLOVENIA	0	331	-	0	490	-
CZECH REPUBLIC	120	136	13.33	9,654	4,693	-51.39
RUSSIA FEDERATION	37,660	51,756	37.43	42,399	130,327	207.38
ROTAN OLAHAN	16,010,981	15,270,513	-4.62	15,255,617	15,182,975	-0.48
JAPAN	13,070	31,621	141.94	29,177	46,727	60.15
HONG KONG	908,319	519,087	-42.85	849,396	518,234	-38.99
KOREA, REPUBLIC OF	0	66,628	-	0	20,172	-
TAIWAN	158,245	284,125	79.55	144,548	157,207	8.76
CHINA	11,944,466	11,196,360	-6.26	9,977,618	10,226,523	2.49
THAILAND	243,842	471,694	93.44	228,640	462,669	102.36
SINGAPORE	1,389,531	1,328,047	-4.42	1,511,927	1,577,232	4.32
MALAYSIA	375,772	336,559	-10.44	281,654	376,585	33.70
BRUNEI DARUSSALAM	0	2	-	0	5	-
VIET NAM	0	75	-	0	104	-
MALDIVES	38	25	-34.21	60	60	0.00
INDIA	174,538	169,389	-2.95	176,939	166,421	-5.94
PAKISTAN	6,000	29,000	383.33	4,740	8,465	78.59
SRI LANKA	61,546	39,222	-36.27	83,868	48,531	-42.13
IRAQ	30,160	0	-100.00	12,567	0	-100.00
SAUDI ARABIA	82,686	135,122	63.42	93,430	50,193	-46.28
KUWAIT	3,851	18,771	387.43	2,920	14,900	410.27
JORDAN	24,391	66,379	172.15	30,986	76,588	147.17
LEBANON	0	2,097	-	0	2,750	-
SYRIA ARAB REPUBLIC	0	21,311	-	0	20,241	-
TURKEY	0	36,805	-	0	59,486	-
UNITED ARAB EMIRATES	1,869	906	-51.52	10,860	6,971	-35.81
QATAR	131	0	-100.00	330	0	-100.00
CYPRUS	7,632	5,227	-31.51	25,961	23,436	-9.73
MOROCCO	0	6,299	-	0	16,253	-
TUNISIA	0	3,495	-	0	9,520	-
REUNION	12,312	0	-100.00	15,840	0	-100.00
SOUTH AFRICA	25,422	49,211	93.58	30,618	53,857	75.90
MAURITIUS	14,714	5,850	-60.24	5,801	13,683	135.87
VIRGIN ISLANDS (BRITISH)	445	0	-100.00	2,555	0	-100.00
AUSTRALIA	26,484	30,689	15.88	158,020	96,872	-38.70
NEW ZEALAND	7,286	18,842	158.61	16,913	46,275	173.61
GUAM	860	86	-90.00	3,386	933	-72.45
NEW CALEDONIA	2,936	0	-100.00	8,831	0	-100.00
TONGA	236	0	-100.00	179	0	-100.00
EAST TIMOR	301	0	-100.00	64	0	-100.00
UNITED STATES	114,852	45,214	-60.63	441,343	194,772	-55.87
CANADA	2,757	3,794	37.61	3,388	9,181	170.99
MEXICO	5,452	0	-100.00	13,307	0	-100.00
CHILE	0	917	-	0	6,590	-
ARGENTINA	3,339	3,108	-6.92	6,368	5,176	-18.72
BRAZIL	535	0	-100.00	494	0	-100.00
COLOMBIA	7,195	1,524	-78.82	10,475	3,647	-65.18

TABEL 5. PERKEMBANGAN EKSPOR INDONESIA MENURUT KOMODITI DAN NEGARA TUJUAN

JENIS BARANG	BERAT BERSIH (KG)		PERUB	NILAI FOB (US \$)		PERUB
	JAN-JUN 2008	JAN-JUN 2009	%	JAN-JUN 2008	JAN-JUN 2009	%
(1)	(2)	(3)	(4)	(5)	(6)	(7)
FRENCH POLYNESIA	68	111	63.24	168	289	72.02
UNITED KINGDOM	19,430	8,686	-55.30	81,319	33,665	-58.60
NETHERLANDS	4,586	3,311	-27.80	6,786	24,503	261.08
FRANCE	40,134	27,703	-30.97	120,936	39,996	-66.93
GERMANY, FED. REP. OF	91,222	166,975	83.04	195,842	365,695	86.73
AUSTRIA	0	5,500	-	0	7,150	-
BELGIUM	77,430	10,914	-85.90	192,047	23,893	-87.56
SWITZERLAND	481	291	-39.50	3,674	2,592	-29.45
DENMARK	0	169	-	0	466	-
NORWAY	0	398	-	0	1,754	-
SWEDEN	2,213	0	-100.00	16,426	0	-100.00
FINLAND	0	3,913	-	0	169	-
IRELAND	74	306	313.51	187	744	297.86
ITALY	10,142	7,477	-26.28	66,526	42,681	-35.84
SPAIN	29,196	32,581	11.59	129,033	91,222	-29.30
PORTUGAL	604	48	-92.05	1,365	14	-98.97
GREECE	13	171	1,215.38	120	1,320	1,000.00
HUNGARY	3,438	7	-99.80	4,250	16	-99.62
UKRAINE	45,258	29,642	-34.50	153,650	87,901	-42.79
SLOVAKIA	6,000	5,824	-2.93	8,461	16,601	96.21
CZECH REPUBLIC	3,930	11,078	181.88	3,130	12,609	302.84
RUSSIA FEDERATION	25,549	27,927	9.31	88,494	109,436	23.66
-MINYAK KELAPA SAWIT	7,293,091,497	7,114,298,656	-2.45	7,210,651,072	4,088,681,590	-43.30
JAPAN	407,827	8,277,952	1,929.77	534,208	6,717,231	1,157.42
HONG KONG	16,498,884	225,045	-98.64	17,043,913	155,028	-99.09
KOREA, REPUBLIC OF	9,997,841	1,924,475	-80.75	9,609,275	1,080,161	-88.76
TAIWAN	583,900	423,399	-27.49	768,030	371,599	-51.62
CHINA	1,043,426,127	1,288,708,147	23.51	1,034,686,301	759,721,851	-26.57
PAPUA NEW GUINEA	1,551,986	1,224,635	-21.09	2,087,972	1,184,537	-43.27
THAILAND	19,193,000	8,266,352	-56.93	19,336,795	2,713,636	-85.97
SINGAPORE	301,095,644	322,537,568	7.12	291,705,855	178,196,355	-38.91
PHILIPPINES	12,209,753	8,227,872	-32.61	14,651,574	9,434,197	-35.61
MALAYSIA	408,394,827	381,185,573	-6.66	399,550,603	205,469,146	-48.57
MYANMAR (FORM. BURMA)	87,690,763	57,402,523	-34.54	92,766,290	35,065,262	-62.20
CAMBODIA	0	364,654	-	0	297,932	-
BRUNEI DARUSSALAM	588,210	303,078	-48.47	791,480	327,272	-58.65
VIET NAM	122,525,883	96,629,149	-21.14	122,646,593	55,939,711	-54.39
MALDIVES	816,599	453,612	-44.45	1,252,228	430,665	-65.61
INDIA	2,281,756,623	2,484,102,527	8.87	2,232,687,079	1,401,239,431	-37.24
PAKISTAN	281,083,666	113,183,827	-59.73	289,914,112	71,127,793	-75.47
BANGLADESH	305,724,933	306,065,965	0.11	333,086,742	197,049,484	-40.84
SRI LANKA	33,185,612	1,500,000	-95.48	29,075,561	690,000	-97.63
AFGHANISTAN	0	4,408,593	-	0	3,714,459	-
IRAQ	2,542,590	0	-100.00	3,255,970	0	-100.00
IRAN (ISLAMIC REPUBLIC OF)	131,911,961	58,781,380	-55.44	132,175,464	39,648,973	-70.00
SAUDI ARABIA	96,731,811	100,387,969	3.78	91,374,507	68,424,720	-25.12
ISRAEL	75,204	77,760	3.40	100,179	53,849	-46.25
JORDAN	129,545,473	29,646,219	-77.12	137,027,240	16,329,539	-88.08
YEMEN	5,184,576	5,627,423	8.54	6,525,924	3,603,411	-44.78
OMAN	2,998,000	0	-100.00	3,072,950	0	-100.00
SYRIA ARAB REPUBLIC	11,496,000	0	-100.00	12,377,820	0	-100.00
TURKEY	60,566,993	10,479,000	-82.70	60,042,615	6,576,140	-89.05
UNITED ARAB EMIRATES	701,045	27,813,870	3,867.49	943,189	18,988,198	1,913.19
BAHRAIN	0	41,720	-	0	33,210	-
EGYPT	206,622,649	205,496,176	-0.55	194,358,673	129,161,070	-33.54
LIBYAN ARAB JAMAHIRIYA	0	19,710	-	0	20,745	-
TUNISIA	25,752,831	16,499,762	-35.93	25,543,953	9,909,851	-61.20
ALGERIA	78,049,748	22,177,834	-71.59	91,561,492	12,108,330	-86.78
SUDAN	56,052	40,240	-28.21	56,061	31,521	-43.77
NAMIBIA	49,627	0	-100.00	83,853	0	-100.00
ETHIOPIA	0	18,461	-	0	15,712	-
TANZANIA, UNITED REPUBLIC OF	1,458,784	10,619,121	627.94	1,613,796	5,157,235	219.57
MADAGASCAR	0	175,164	-	0	113,652	-
SOMALIA	0	112,212	-	0	79,467	-
KENYA	1,356,389	715,240	-47.27	1,680,770	545,065	-67.57
MOZAMBIQUE	3,624,782	0	-100.00	3,877,395	0	-100.00
EQUATORIAL GUINEA	74,771	54,318	-27.35	96,441	53,994	-44.01
TOGO	5,953,221	379,326	-93.63	7,185,971	396,528	-94.48
GHANA	14,246,808	4,885,836	-65.71	16,964,226	3,316,126	-80.45
LIBERIA	0	163,660	-	0	120,956	-
GUINEA	10,976,430	0	-100.00	11,861,246	0	-100.00
ANGOLA	6,016,722	9,654,502	60.46	6,317,598	7,135,949	12.95
CONGO	2,000,778	1,074,767	-46.28	2,267,992	732,548	-67.70
CAMEROON	2,723,060	2,193,473	-19.45	3,029,450	1,634,863	-46.03

TABEL 5. PERKEMBANGAN EKSPOR INDONESIA MENURUT KOMODITI DAN NEGARA TUJUAN

JENIS BARANG	BERAT BERSIH (KG)		PERUB	NILAI FOB (US \$)		PERUB
	JAN-JUN 2008	JAN-JUN 2009	%	JAN-JUN 2008	JAN-JUN 2009	%
	(1)	(2)	(3)	(4)	(5)	(6)
NIGERIA	91,082	14,184,310	15,473.12	150,368	8,747,232	5,717.22
SIERRA LEONE	376,650	547,238	45.29	475,180	408,148	-14.11
GABON	384,570	1,283,463	233.74	538,552	1,188,813	120.74
COTE D'IVOIRE	22,548,648	8,224,424	-63.53	25,066,375	4,837,701	-80.70
SENEGAL	426,430	1,283,893	201.08	525,721	1,048,713	99.48
MAURITANIA	611,853	3,071,821	402.05	841,695	1,955,438	132.32
MALI	16,545	290,016	1,652.89	26,849	211,056	686.09
BENIN	3,224,110	7,957,417	146.81	4,841,614	6,191,336	27.88
GUINEA BISSAU	2,752,656	957,434	-65.22	2,887,049	824,021	-71.46
GAMBIA	1,647,750	8,867,716	438.17	1,931,385	6,524,143	237.80
SEYCHELLES	0	39,420	-	0	32,719	-
DJIBOUTI	1,220,182	1,326,390	8.70	1,439,667	952,683	-33.83
SAO TOME AND PRINCIPE	95,025	0	-100.00	115,500	0	-100.00
SOUTH AFRICA	65,181,725	68,545,512	5.16	62,803,059	36,709,016	-41.55
COMOROS	299,667	18,166	-93.94	467,196	19,750	-95.77
MAURITIUS	87,570	2,018,542	2,205.06	115,296	1,174,067	918.31
AUSTRALIA	0	77,108	-	0	70,789	-
NEW ZEALAND	0	84,090	-	0	67,261	-
MICRONESIA, FEDERATED STATES	42,003	124,485	196.37	67,097	140,081	108.77
NORTHERN MARIANA ISLANDS	16,201	31,942	97.16	21,956	30,461	38.74
VANUATU	304,095	76,299	-74.91	484,102	75,158	-84.47
AMERICAN SAMOA	0	44,030	-	0	45,341	-
FIJI	102,395	219,508	114.37	153,054	239,209	56.29
KIRIBATI	57,423	30,876	-46.23	83,746	28,501	-65.97
MARSHALL ISLANDS	0	17,722	-	0	19,326	-
SAMOA	587,179	315,058	-46.34	919,897	339,064	-63.14
SOLOMON ISLANDS	0	139,422	-	0	140,387	-
TONGA	51,452	103,525	101.21	84,053	115,384	37.28
TUVALU	26,394	9,808	-62.84	44,390	13,129	-70.42
EAST TIMOR	501,015	2,739,144	446.72	749,940	3,037,666	305.05
UNITED STATES	42,213,090	13,668,188	-67.62	40,409,802	7,368,680	-81.77
PANAMA	50,333	5,175,268	10,182.06	78,490	2,214,450	2,721.31
SURINAME	0	43,164	-	0	34,100	-
BRAZIL	60,319,213	35,329,779	-41.43	61,328,298	19,517,216	-68.18
URUGUAY	0	753,860	-	0	630,608	-
PARAGUAY	0	25,000	-	0	18,980	-
TRINIDAD AND TOBAGO	0	19,263	-	0	16,712	-
HAITI	0	4,345,165	-	0	2,519,824	-
UNITED KINGDOM	733,831	6,000,000	717.63	724,830	3,260,000	349.76
NETHERLANDS	640,191,083	497,694,243	-22.26	604,491,744	268,169,914	-55.64
FRANCE	8,766,734	0	-100.00	10,105,588	0	-100.00
GERMANY, FED. REP. OF	206,347,902	206,060,034	-0.14	187,581,930	106,322,952	-43.32
BELGIUM	21,042	0	-100.00	22,094	0	-100.00
DENMARK	8,000,009	9,749,625	21.87	6,668,513	5,924,050	-11.16
SWEDEN	3,488,611	13,199,520	278.36	4,284,842	7,473,624	74.42
ITALY	213,998,353	304,710,647	42.39	207,751,232	152,949,256	-26.38
SPAIN	40,190,762	75,477,798	87.80	42,945,668	45,446,865	5.82
PORTUGAL	16,618,337	17,033,765	2.50	17,661,588	8,320,551	-52.89
GREECE	24,294,508	40,990,803	68.72	24,721,214	23,136,393	-6.41
DEMOCRATIC REPUBLIC OF THE CC	21,935,456	10,160,799	-53.68	22,383,628	6,065,725	-72.90
POLAND	105,000	90,000	-14.29	118,650	75,920	-36.01
ROMANIA	0	777,040	-	0	588,265	-
BULGARIA	7,122,440	0	-100.00	6,879,874	0	-100.00
KAZAKHSTAN	43,740	21,870	-50.00	59,005	18,218	-69.12
UKRAINE	159,803,461	151,185,316	-5.39	150,964,035	93,117,751	-38.32
CROATIA	0	43,354	-	0	41,852	-
BOSNIA AND HERZEGOVINA	3,700,000	0	-100.00	3,441,000	0	-100.00
RUSSIA FEDERATION	7,046,589	6,565,287	-6.83	7,605,920	5,145,689	-32.35
-MINYAK BIJI KELAPA SAWIT	693,399,981	773,345,518	11.53	808,544,791	464,939,127	-42.50
JAPAN	6,000,000	109,240	-98.18	6,273,750	110,444	-98.24
KOREA, REPUBLIC OF	0	49	-	0	84	-
CHINA	133,791,750	182,791,574	36.62	146,828,672	105,784,571	-27.95
SINGAPORE	5,425,006	4,707,992	-13.22	5,632,756	3,483,447	-38.16
PHILIPPINES	0	1,960,000	-	0	1,097,600	-
MALAYSIA	138,173,677	124,035,523	-10.23	161,388,386	74,477,676	-53.85
MYANMAR (FORM. BURMA)	0	1,020,063	-	0	725,112	-
INDIA	52,629,631	89,776,153	70.58	57,423,874	55,817,263	-2.80
PAKISTAN	2,519,890	3,895,152	54.58	2,615,947	2,690,488	2.85
BANGLADESH	3,015,000	3,500,350	16.10	3,884,270	1,830,411	-52.88
SRI LANKA	1,399,523	1,000,000	-28.55	1,927,294	857,500	-55.51
IRAN (ISLAMIC REPUBLIC OF)	1,176,055	0	-100.00	1,258,378	0	-100.00
SAUDI ARABIA	900,440	800,370	-11.11	890,746	558,667	-37.28
JORDAN	5,800,000	193,302	-96.67	7,813,000	160,089	-97.95
TURKEY	17,784,063	4,455,000	-74.95	20,245,793	2,970,675	-85.33

TABEL 5. PERKEMBANGAN EKSPOR INDONESIA MENURUT KOMODITI DAN NEGARA TUJUAN

JENIS BARANG	BERAT BERSIH (KG)		PERUB	NILAI FOB (US \$)		PERUB
	JAN-JUN 2008	JAN-JUN 2009	%	JAN-JUN 2008	JAN-JUN 2009	%
(1)	(2)	(3)	(4)	(5)	(6)	(7)
EGYPT	7,799,844	6,199,929	-20.51	9,334,592	3,657,211	-60.82
MOROCCO	2,099,900	0	-100.00	2,968,590	0	-100.00
TUNISIA	1,699,890	700,000	-58.82	1,997,128	323,750	-83.79
ALGERIA	200,130	988,592	393.97	280,586	596,236	112.50
MOZAMBIQUE	0	55,566	-	0	31,537	-
CONGO	0	128,196	-	0	89,756	-
NIGERIA	0	500,000	-	0	398,500	-
COTE D'IVOIRE	300,000	0	-100.00	370,500	0	-100.00
SENEGAL	300,000	0	-100.00	317,250	0	-100.00
MAURITANIA	0	150,000	-	0	76,125	-
BENIN	0	63,560	-	0	34,322	-
SOUTH AFRICA	7,020,221	3,997,000	-43.06	8,513,451	2,471,510	-70.97
MALAWI	0	332,250	-	0	174,432	-
UNITED STATES	15,099,733	39,199,998	159.61	17,213,704	19,995,000	16.16
BRAZIL	35,670,013	50,165,997	40.64	42,074,291	39,241,367	-6.73
NETHERLANDS	202,779,587	155,966,638	-23.09	247,117,161	84,034,619	-65.99
GERMANY, FED. REP. OF	6,100,000	12,653,039	107.43	6,538,500	8,224,084	25.78
ITALY	9,183,760	13,574,784	47.81	12,023,492	8,301,556	-30.96
SPAIN	5,633,897	8,599,884	52.65	7,039,998	5,058,717	-28.14
PORTUGAL	704,000	499,964	-28.98	778,562	252,081	-67.62
GREECE	4,486,181	5,044,856	12.45	4,730,503	4,153,674	-12.19
UKRAINE	24,964,210	44,794,625	79.44	29,934,623	29,102,082	-2.78
RUSSIA FEDERATION	743,580	11,485,872	1,444.67	1,128,994	8,158,541	622.64
-MINYAK NABATI LAIN	618,959,076	354,300,618	-42.76	691,507,874	225,188,308	-67.44
JAPAN	287,841	202,756	-29.56	382,827	199,596	-47.86
HONG KONG	100,220	7,375	-92.64	107,082	366	-99.66
KOREA, REPUBLIC OF	34,830,532	23,680,389	-32.01	40,728,876	13,744,077	-66.25
TAIWAN	1,131,672	970,221	-14.27	1,134,992	637,016	-43.87
CHINA	174,840,357	85,016,355	-51.37	183,690,116	52,587,838	-71.37
PAPUA NEW GUINEA	35,974	0	-100.00	68,439	0	-100.00
THAILAND	28,607	345,500	1,107.75	32,974	264,007	700.65
SINGAPORE	339,451	10,323,208	2,941.15	452,363	7,150,030	1,480.60
PHILIPPINES	18,945	348,533	1,739.71	24,017	262,269	992.01
MALAYSIA	117,011,119	65,211,314	-44.27	135,613,825	43,300,234	-68.07
NEPAL	0	43,740	-	0	39,706	-
VIET NAM	2,251,561	8,586,970	281.38	1,534,591	2,975,369	93.89
MALDIVES	0	8,480	-	0	11,705	-
INDIA	18,014,257	23,818,981	32.22	17,118,316	9,108,320	-46.79
PAKISTAN	564,940	539,900	-4.43	634,525	330,337	-47.94
BANGLADESH	91,413,615	1,550,580	-98.30	87,372,512	1,374,092	-98.43
SRI LANKA	1,125,780	0	-100.00	1,536,728	0	-100.00
IRAN (ISLAMIC REPUBLIC OF)	117,524	152,000	29.34	107,842	105,800	-1.89
SAUDI ARABIA	425,600	0	-100.00	566,048	0	-100.00
JORDAN	468,048	279,270	-40.33	669,041	227,073	-66.06
LEBANON	0	18,620	-	0	15,455	-
SYRIA ARAB REPUBLIC	389,760	694,489	78.18	511,156	606,993	18.75
TURKEY	2,597,042	150,744	-94.20	2,448,356	147,433	-93.98
UNITED ARAB EMIRATES	50	200,050	400,000.00	974	153,360	15,645.38
EGYPT	4,515,862	1,044,321	-76.87	6,074,966	756,348	-87.55
MOROCCO	44,500	420,000	843.82	68,931	360,930	423.61
TUNISIA	1,205,579	980,000	-18.71	1,614,782	660,000	-59.13
ALGERIA	532,500	2,175,268	308.50	866,633	1,693,381	95.40
MADAGASCAR	181,300	165,260	-8.85	171,894	78,375	-54.41
EQUATORIAL GUINEA	123	251	104.07	823	3,150	282.75
GABON	0	18,620	-	0	20,907	-
MAURITANIA	199,810	420,000	110.20	254,748	193,200	-24.16
BENIN	0	148,800	-	0	93,744	-
SOUTH AFRICA	637,803	1,415,000	121.86	622,519	771,181	23.88
AUSTRALIA	0	15,407	-	0	13,773	-
NEW ZEALAND	122,650	951,080	675.44	202,095	924,634	357.52
NORTHERN MARIANA ISLANDS	0	90	-	0	306	-
TONGA	0	7,661	-	0	5,974	-
EAST TIMOR	0	737	-	0	1,395	-
UNITED STATES	31,174,909	26,632,645	-14.57	36,399,073	17,864,496	-50.92
MEXICO	0	52,000	-	0	31,639	-
ARGENTINA	2,430	0	-100.00	3,818	0	-100.00
EL SALVADOR	19,500	0	-100.00	21,158	0	-100.00
COSTA RICA	78,000	0	-100.00	82,836	0	-100.00
UNITED KINGDOM	3,090	5,390	74.43	16,391	28,263	72.43
NETHERLANDS	94,473,765	72,804,262	-22.94	116,627,803	46,530,781	-60.10
FRANCE	0	560	-	0	19,712	-
GERMANY, FED. REP. OF	0	12	-	0	1,050	-
SWITZERLAND	602	0	-100.00	3,317	0	-100.00
DENMARK	0	249,984	-	0	150,615	-

TABEL 5. PERKEMBANGAN EKSPOR INDONESIA MENURUT KOMODITI DAN NEGARA TUJUAN

JENIS BARANG	BERAT BERSIH (KG)		PERUB	NILAI FOB (US \$)		PERUB
	JAN-JUN 2008	JAN-JUN 2009	%	JAN-JUN 2008	JAN-JUN 2009	%
(1)	(2)	(3)	(4)	(5)	(6)	(7)
NORWAY	280	0	-100.00	2,297	0	-100.00
SWEDEN	154	799,924	519,331.17	672	511,951	76,083.18
IRELAND	62,000	0	-100.00	2,480	0	-100.00
ITALY	5,420,000	0	-100.00	8,131,000	0	-100.00
SPAIN	5,155,434	589,085	-88.57	7,258,437	297,452	-95.90
GREECE	1,718,755	39,082	-97.73	1,827,386	42,258	-97.69
DEMOCRATIC REPUBLIC OF THE CC	1,000,000	0	-100.00	1,147,030	0	-100.00
POLAND	93,750	0	-100.00	106,163	0	-100.00
ROMANIA	1,067,430	676,531	-36.62	1,631,584	506,938	-68.93
BULGARIA	275,670	323,514	17.36	426,566	246,904	-42.12
KAZAKHSTAN	328,050	254,258	-22.49	424,715	223,208	-47.45
TAJKISTAN	183,870	0	-100.00	264,364	0	-100.00
UKRAINE	5,279,341	7,325,923	38.77	6,821,784	6,713,375	-1.59
UZBEKISTAN	678,579	443,419	-34.65	955,763	401,925	-57.95
LITHUANIA	70	0	-100.00	437	0	-100.00
LATVIA	71,160	69,227	-2.72	101,885	54,909	-46.11
GEORGIA	131,220	85,931	-34.51	186,375	75,145	-59.68
CROATIA	14,000	30,000	114.29	15,245	25,864	69.66
BOSNIA AND HERZEGOVINA	819	0	-100.00	3,818	0	-100.00
MALTA	66	12	-81.82	770	163	-78.83
SLOVENIA	0	153,663	-	0	112,852	-
CZECH REPUBLIC	0	6,403	-	0	6,492	-
RUSSIA FEDERATION	18,293,110	13,846,823	-24.31	24,431,716	12,523,942	-48.74
-STEARIN	67,504,664	73,775,401	9.29	73,186,068	48,960,931	-33.10
JAPAN	1,384,311	1,029,601	-25.62	1,533,970	787,549	-48.66
HONG KONG	302,475	52,500	-82.64	354,088	31,850	-91.01
KOREA, REPUBLIC OF	3,289,150	5,670,803	72.41	3,523,436	4,034,908	14.52
TAIWAN	7,536,224	8,457,151	12.22	7,963,398	5,772,437	-27.51
CHINA	28,372,385	27,321,997	-3.70	30,844,923	17,491,241	-43.29
THAILAND	3,354,465	3,825,146	14.03	3,843,624	2,711,471	-29.46
SINGAPORE	333,000	565,006	69.67	414,681	407,338	-1.77
PHILIPPINES	1,117,403	690,698	-38.19	1,272,156	476,414	-62.55
MALAYSIA	300	1,111,932	370,544.00	100	568,373	568,273.00
MYANMAR (FORM. BURMA)	134,000	32,000	-76.12	155,524	17,693	-88.62
VIET NAM	2,109,424	1,384,994	-34.34	2,348,521	928,266	-60.47
INDIA	134,743	605,785	349.59	123,133	370,472	200.87
PAKISTAN	100,000	102,000	2.00	114,111	58,980	-48.31
BANGLADESH	1,524,000	3,057,000	100.59	1,604,523	1,788,361	11.46
SRI LANKA	167,788	132,450	-21.06	199,624	95,487	-52.17
IRAN (ISLAMIC REPUBLIC OF)	281,000	638,000	127.05	314,040	513,550	63.53
ISRAEL	0	97,999	-	0	72,240	-
JORDAN	0	5,794	-	0	5,068	-
LEBANON	17,000	0	-100.00	20,740	0	-100.00
SYRIA ARAB REPUBLIC	99,000	264,963	167.64	95,834	155,692	62.46
TURKEY	8,344,244	7,977,964	-4.39	8,907,218	6,009,244	-32.54
UNITED ARAB EMIRATES	22,000	92,000	318.18	27,333	64,598	136.34
EGYPT	511,813	249,500	-51.25	552,843	147,779	-73.27
MOROCCO	16,850	0	-100.00	20,557	0	-100.00
KENYA	17,000	85,585	403.44	20,100	53,985	168.58
GHANA	0	34,000	-	0	19,312	-
CAMEROON	17,000	0	-100.00	20,400	0	-100.00
NIGERIA	154,000	221,000	43.51	187,790	146,135	-22.18
COTE D'IVOIRE	0	68,000	-	0	38,624	-
SOUTH AFRICA	132,016	238,999	81.04	138,566	149,569	7.94
AUSTRALIA	189,655	73,467	-61.26	214,542	49,212	-77.06
UNITED STATES	457,500	526,391	15.06	554,297	393,833	-28.95
CANADA	24,000	42,000	75.00	28,440	24,676	-13.23
CHILE	23,999	40,849	70.21	29,683	25,748	-13.26
VENEZUELA	0	50,500	-	0	33,940	-
COLOMBIA	0	118,000	-	0	77,030	-
ECUADOR	34,000	17,000	-50.00	42,500	10,880	-74.40
PERU	17,000	51,000	200.00	20,400	34,935	71.25
UNITED KINGDOM	436,500	192,000	-56.01	427,704	138,984	-67.50
NETHERLANDS	4,385,699	7,275,797	65.90	4,407,094	4,316,212	-2.06
FRANCE	48,835	192,000	293.16	57,042	132,736	132.70
GERMANY, FED. REP. OF	464,000	91,000	-80.39	513,321	58,788	-88.55
BELGIUM	0	51,000	-	0	28,050	-
SWEDEN	14,000	0	-100.00	15,839	0	-100.00
ITALY	34,000	49,000	44.12	39,167	33,302	-14.97
SPAIN	255,000	419,999	64.71	303,404	264,045	-12.97
PORTUGAL	672,000	99,999	-85.12	807,215	63,304	-92.16
GREECE	32,000	0	-100.00	32,480	0	-100.00
POLAND	83,497	0	-100.00	90,668	0	-100.00
BULGARIA	99,389	50,532	-49.16	114,785	44,162	-61.53

TABEL 5. PERKEMBANGAN EKSPOR INDONESIA MENURUT KOMODITI DAN NEGARA TUJUAN

JENIS BARANG	BERAT BERSIH (KG)		PERUB	NILAI FOB (US \$)		PERUB
	JAN-JUN 2008	JAN-JUN 2009	%	JAN-JUN 2008	JAN-JUN 2009	%
(1)	(2)	(3)	(4)	(5)	(6)	(7)
UKRAINE	372,999	68,000	-81.77	421,000	52,955	-87.42
LATVIA	17,000	0	-100.00	18,904	0	-100.00
RUSSIA FEDERATION	372,000	354,000	-4.84	446,350	261,503	-41.41
-ASAM BERLEMAK LAIN	382,393,515	359,772,438	-5.92	322,001,631	193,496,167	-39.91
JAPAN	5,641,849	4,842,862	-14.16	7,868,158	4,183,020	-46.84
HONG KONG	5,760	2,880	-50.00	8,734	3,271	-62.55
KOREA, REPUBLIC OF	9,972,554	27,469,360	175.45	7,650,901	11,256,786	47.13
TAIWAN	224,180	2,053,566	816.03	258,255	1,160,450	349.34
CHINA	16,361,999	27,776,361	69.76	20,170,896	20,809,143	3.16
THAILAND	1,568,405	3,276,343	108.90	2,483,333	3,978,414	60.20
SINGAPORE	12,869,945	11,781,178	-8.46	17,027,931	9,332,450	-45.19
PHILIPPINES	40,092	2,259,903	5,536.79	49,830	2,139,129	4,192.85
MALAYSIA	14,202,726	11,017,326	-22.43	15,453,681	7,888,862	-48.95
MYANMAR (FORM. BURMA)	3,499,965	2,874,914	-17.86	1,889,981	885,524	-53.15
NEPAL	36,260	0	-100.00	14,340	0	-100.00
VIET NAM	30	41,565	138,450.00	41	29,367	71,526.83
INDIA	149,662,324	68,999,690	-53.90	96,630,215	31,470,228	-67.43
PAKISTAN	7,061,280	11,432,611	61.91	3,254,455	3,643,757	11.96
BANGLADESH	105,050	2,356,899	2,143.60	61,608	995,412	1,515.72
SRI LANKA	1,735,913	6,359,410	266.34	1,660,846	4,427,982	166.61
IRAN (ISLAMIC REPUBLIC OF)	17,280	1,454,539	8,317.47	24,814	1,438,376	5,696.63
SAUDI ARABIA	72,000	180	-99.75	101,620	200	-99.80
JORDAN	4,017,280	40,085	-99.00	2,704,952	38,593	-98.57
SYRIA ARAB REPUBLIC	17,280	0	-100.00	19,526	0	-100.00
TURKEY	1,079,387	3,967,705	267.59	1,392,089	2,500,909	79.65
UNITED ARAB EMIRATES	0	700,330	-	0	703,200	-
EGYPT	2,042,588	6,427,926	214.70	1,457,037	2,595,588	78.14
TUNISIA	500,000	705,000	41.00	286,000	244,988	-14.34
ALGERIA	0	31,000	-	0	32,519	-
ETHIOPIA	36,260	0	-100.00	27,558	0	-100.00
TANZANIA, UNITED REPUBLIC OF	3,050,000	2,950,000	-3.28	1,971,298	1,367,000	-30.65
MADAGASCAR	37,240	164,390	341.43	13,034	71,690	450.02
MOZAMBIQUE	4,238,137	1,520,000	-64.14	2,807,576	819,540	-70.81
TOGO	126,910	409,240	222.46	105,335	143,080	35.83
CAMEROON	878	0	-100.00	225	0	-100.00
NIGERIA	0	4,999,906	-	0	1,624,969	-
COTE D'IVOIRE	6,600,000	0	-100.00	3,950,250	0	-100.00
SENEGAL	0	110,000	-	0	39,050	-
MAURITANIA	0	1,000,000	-	0	320,000	-
DJIBOUTI	479,520	355,200	-25.93	373,848	175,824	-52.97
SOUTH AFRICA	3,745,152	5,676,066	51.56	2,458,445	3,026,573	23.11
MALAWI	367,300	1,748,620	376.07	225,449	645,438	186.29
AUSTRALIA	357,891	553,418	54.63	564,929	581,060	2.86
NEW ZEALAND	3,003	7,600	153.08	5,778	6,992	21.01
UNITED STATES	18,073,638	10,052,621	-44.38	27,747,688	10,601,120	-61.79
CANADA	64,800	28,800	-55.56	88,441	26,179	-70.40
MEXICO	305,979	265,810	-13.13	401,508	247,039	-38.47
GUATEMALA	0	1,520	-	0	1,550	-
ARGENTINA	280,424	774,836	176.31	415,219	648,196	56.11
BRAZIL	3,703,560	2,750,686	-25.73	4,954,328	2,586,449	-47.79
COLOMBIA	18,870	152,030	705.67	34,028	152,164	347.17
URUGUAY	14,400	14,400	0.00	23,573	13,997	-40.62
ECUADOR	14,400	30,400	111.11	21,600	27,512	27.37
JAMAICA	2,761	2,905	5.22	4,449	3,106	-30.19
COSTA RICA	84,800	0	-100.00	61,904	0	-100.00
UNITED KINGDOM	370,255	99,200	-73.21	584,419	103,792	-82.24
NETHERLANDS	29,653,212	29,231,236	-1.42	39,913,044	20,947,598	-47.52
FRANCE	180,940	40,410	-77.67	457,158	79,325	-82.65
GERMANY, FED. REP. OF	1,422,682	1,280,544	-9.99	2,669,862	1,698,809	-36.37
BELGIUM	71,674	35,548	-50.40	88,080	55,107	-37.44
DENMARK	5,000,000	5,739,690	14.79	3,362,600	2,693,336	-19.90
SWEDEN	0	9,999,790	-	0	2,989,937	-
ITALY	4,711,479	33,679,921	614.85	3,401,410	13,707,423	302.99
SPAIN	68,585,526	48,624,676	-29.10	44,714,355	17,696,109	-60.42
GREECE	35,839	21,343	-40.45	52,675	24,259	-53.95
ROMANIA	6,903	0	-100.00	11,788	0	-100.00
BULGARIA	14,935	19,800	32.57	20,534	25,086	22.17
UKRAINE	0	1,540,199	-	0	567,032	-
RUSSIA FEDERATION	0	20,000	-	0	21,658	-
-ALAT LISTRIK	276,679,477	206,665,782	-25.30	2,548,744,660	2,007,275,039	-21.24
JAPAN	33,200,349	18,716,931	-43.62	473,382,678	285,806,453	-39.62
HONG KONG	5,658,546	3,926,165	-30.62	93,837,374	65,491,600	-30.21
KOREA, DEMOCRATIC PEOPLE'S RE	458	0	-100.00	14,764	0	-100.00

TABEL 5. PERKEMBANGAN EKSPOR INDONESIA MENURUT KOMODITI DAN NEGARA TUJUAN

JENIS BARANG	BERAT BERSIH (KG)		PERUB	NILAI FOB (US \$)		PERUB
	JAN-JUN 2008	JAN-JUN 2009	%	JAN-JUN 2008	JAN-JUN 2009	%
(1)	(2)	(3)	(4)	(5)	(6)	(7)
KOREA, REPUBLIC OF	2,486,413	1,761,970	-29.14	37,848,655	33,117,859	-12.50
TAIWAN	2,490,366	1,002,992	-59.73	29,445,797	18,099,358	-38.53
CHINA	5,091,535	2,746,127	-46.06	68,773,449	44,741,251	-34.94
MONGOLIA	5,342	0	-100.00	31,925	0	-100.00
MACAU	19,235	0	-100.00	150,700	0	-100.00
PAPUA NEW GUINEA	3,113,508	3,258,552	4.66	6,138,983	6,082,900	-0.91
THAILAND	16,268,491	8,710,718	-46.46	100,086,442	58,558,186	-41.49
SINGAPORE	25,136,046	15,634,538	-37.80	723,557,732	501,693,939	-30.66
PHILIPPINES	8,737,803	10,182,854	16.54	48,246,910	67,109,829	39.10
MALAYSIA	15,364,944	13,986,384	-8.97	93,084,319	86,252,610	-7.34
MYANMAR (FORM. BURMA)	240,391	365,041	51.85	1,546,911	893,836	-42.22
CAMBODIA	120,590	22,771	-81.12	476,091	92,431	-80.59
BRUNEI DARUSSALAM	234,868	516,489	119.91	1,445,109	5,125,468	254.68
LAO PEOPLE'S DEMOCRATIC REPUB	0	153	-	0	2,190	-
NEPAL	10,473	14	-99.87	51,300	745	-98.55
VIET NAM	11,816,430	7,042,052	-40.40	54,304,525	35,920,157	-33.85
MALDIVES	92,605	58,666	-36.65	186,884	201,392	7.76
INDIA	10,547,298	10,514,860	-0.31	30,815,940	32,040,302	3.97
PAKISTAN	1,133,137	808,882	-28.62	5,230,373	2,484,019	-52.51
BANGLADESH	80,487	117,993	46.60	418,056	519,458	24.26
SRI LANKA	678,725	900,278	32.64	2,518,731	2,555,010	1.44
AFGHANISTAN	156,615	169,268	8.08	553,495	401,282	-27.50
IRAQ	7,508	37,343	397.38	15,785	78,515	397.40
IRAN (ISLAMIC REPUBLIC OF)	362,250	1,085,886	199.76	1,362,412	17,267,387	1,167.41
SAUDI ARABIA	4,953,243	4,105,533	-17.11	17,415,166	11,549,857	-33.68
ISRAEL	114,601	88,154	-23.08	598,144	424,376	-29.05
KUWAIT	903,882	504,507	-44.18	4,144,414	1,531,115	-63.06
JORDAN	364,254	204,211	-43.94	957,461	566,979	-40.78
LEBANON	580,241	864,198	48.94	2,099,809	2,195,223	4.54
PALESTINA	126,160	0	-100.00	534,869	0	-100.00
YEMEN	906,897	1,553,746	71.33	3,200,056	4,224,991	32.03
OMAN	1,004,383	500,200	-50.20	5,131,395	1,481,655	-71.13
SYRIA ARAB REPUBLIC	88,348	51,586	-41.61	290,348	152,226	-47.57
TURKEY	2,213,551	1,389,032	-37.25	8,595,350	2,535,659	-70.50
UNITED ARAB EMIRATES	22,822,775	10,374,412	-54.54	114,131,313	39,691,808	-65.22
QATAR	1,789,676	847,210	-52.66	8,848,440	2,721,811	-69.24
BAHRAIN	723,089	182,575	-74.75	6,846,382	378,162	-94.48
CYPRUS	156,370	102,976	-34.15	554,918	216,205	-61.04
EGYPT	2,691,318	1,832,787	-31.90	6,948,354	6,939,614	-0.13
LIBYAN ARAB JAMAHIRIYA	195,025	325,451	66.88	856,737	704,712	-17.74
MOROCCO	418,908	332,775	-20.56	1,640,992	1,158,970	-29.37
TUNISIA	184,693	184,108	-0.32	1,487,591	945,054	-36.47
ALGERIA	509,920	870,683	70.75	1,605,350	4,943,484	207.94
SUDAN	5,942,657	5,962,500	0.33	17,537,584	11,943,756	-31.90
ERITREA	265,988	95,182	-64.22	483,283	168,465	-65.14
NAMIBIA	9,494	0	-100.00	22,153	0	-100.00
ETHIOPIA	113,534	1,196,396	953.78	491,072	3,358,729	583.96
TANZANIA, UNITED REPUBLIC OF	211,675	474,879	124.34	836,985	1,104,545	31.97
MADAGASCAR	61,660	964	-98.44	235,568	5,511	-97.66
KENYA	845,214	744,882	-11.87	3,307,752	3,563,262	7.72
MOZAMBIQUE	345,980	190,403	-44.97	1,099,512	389,574	-64.57
BOTSWANA	0	84	-	0	357	-
EQUATORIAL GUINEA	72,315	95,164	31.60	138,804	179,566	29.37
TOGO	118,504	114,436	-3.43	504,699	800,666	58.64
GHANA	1,292,026	457,755	-64.57	5,043,144	967,913	-80.81
LIBERIA	21,793	38,546	76.87	71,429	89,390	25.15
GUINEA	124,081	90,963	-26.69	213,550	333,290	56.07
ANGOLA	121,488	121,429	-0.05	475,709	318,020	-33.15
CONGO	430	21,790	4,967.44	2,464	48,171	1,854.99
CAMEROON	259,589	119,357	-54.02	680,433	229,969	-66.20
NIGERIA	1,539,931	1,241,762	-19.36	9,219,755	3,440,486	-62.68
SIERRA LEONE	0	16,953	-	0	37,928	-
GABON	116,718	8,627	-92.61	480,738	32,124	-93.32
COTE D'IVOIRE	18,092	101,201	459.37	75,710	910,175	1,102.19
SENEGAL	118,778	116,137	-2.22	372,697	202,833	-45.58
MAURITANIA	0	9,247	-	0	17,100	-
BENIN	310,898	258,859	-16.74	995,183	522,663	-47.48
BURKINA FASO	18	3,756	20,766.67	487	7,660	1,472.90
GAMBIA	16,499	1,442	-91.26	12,625	5,028	-60.17
SEYCHELLES	8,673	0	-100.00	36,740	0	-100.00
UGANDA	113,397	79,390	-29.99	355,209	226,507	-36.23
CENTRAL AFRICAN REPUBLIC	30,862	0	-100.00	71,279	0	-100.00
NIGER	0	4,359	-	0	9,363	-
DJIBOUTI	270,868	636,289	134.91	945,768	1,523,461	61.08
SAO TOME AND PRINCIPE	0	704	-	0	250	-

TABEL 5. PERKEMBANGAN EKSPOR INDONESIA MENURUT KOMODITI DAN NEGARA TUJUAN

JENIS BARANG	BERAT BERSIH (KG)		PERUB	NILAI FOB (US \$)		PERUB
	JAN-JUN 2008	JAN-JUN 2009	%	JAN-JUN 2008	JAN-JUN 2009	%
(1)	(2)	(3)	(4)	(5)	(6)	(7)
SWAZILAND	143	0	-100.00	15,469	0	-100.00
SOUTH AFRICA	1,372,153	1,128,558	-17.75	5,128,592	3,724,879	-27.37
ZIMBABWE	5,814	0	-100.00	17,756	0	-100.00
ZAMBIA	44,417	25	-99.94	121,284	123	-99.90
BURUNDI	0	46,775	-	0	106,277	-
MAURITIUS	45,996	46,975	2.13	182,002	138,765	-23.76
RWANDA	2,203	0	-100.00	15,407	0	-100.00
VIRGIN ISLANDS (BRITISH)	236	0	-100.00	3,092	0	-100.00
AUSTRALIA	7,647,321	5,304,496	-30.64	59,345,566	38,673,920	-34.83
NEW ZEALAND	1,082,772	1,553,961	43.52	5,752,723	12,283,083	113.52
NEW CALEDONIA	267,087	5,151	-98.07	4,093,030	22,255	-99.46
VANUATU	114,378	33,983	-70.29	246,589	83,399	-66.18
AMERICAN SAMOA	14,370	0	-100.00	42,775	0	-100.00
COOK ISLANDS	2,819	0	-100.00	1,752	0	-100.00
FIJI	191,217	208,284	8.93	502,453	520,363	3.56
KIRIBATI	0	146	-	0	5,690	-
SAMOA	538,486	140,334	-73.94	4,229,852	651,181	-84.61
SOLOMON ISLANDS	240,204	153,787	-35.98	497,585	392,016	-21.22
TONGA	14,304	10,678	-25.35	37,744	24,052	-36.28
EAST TIMOR	385,661	958,910	148.64	600,947	2,107,237	250.65
UNITED STATES	19,410,018	18,111,287	-6.69	196,998,358	228,596,493	16.04
CANADA	1,457,146	685,131	-52.98	6,933,962	5,356,245	-22.75
MEXICO	2,190,548	2,846,155	29.93	11,269,462	23,486,382	108.41
GUATEMALA	745,408	349,246	-53.15	1,771,691	409,898	-76.86
NICARAGUA	32,644	81,595	149.95	140,648	266,241	89.30
PANAMA	136,685	60,049	-56.07	801,983	250,431	-68.77
CUBA	375	0	-100.00	34,098	0	-100.00
SURINAME	85,016	39,384	-53.67	355,627	108,713	-69.43
CHILE	1,620,303	954,119	-41.11	4,826,488	2,433,416	-49.58
VENEZUELA	438,354	448,110	2.23	2,633,729	4,741,689	80.04
ARGENTINA	581,245	629,400	8.28	2,827,291	3,002,375	6.19
BRAZIL	3,792,126	2,297,139	-39.42	19,037,433	10,714,932	-43.72
COLOMBIA	570,470	503,967	-11.66	2,074,538	1,162,874	-43.95
BOLIVIA	51,553	239,632	364.83	192,476	489,528	154.33
URUGUAY	36	0	-100.00	267	0	-100.00
PARAGUAY	65,703	65,390	-0.48	245,550	135,733	-44.72
ECUADOR	530,791	305,550	-42.43	1,214,916	789,972	-34.98
PERU	275,331	127,001	-53.87	1,317,941	481,880	-63.44
TRINIDAD AND TOBAGO	49,039	120,483	145.69	185,653	233,368	25.70
JAMAICA	18,519	52,295	182.39	87,202	135,954	55.91
BELIZE	0	111	-	0	1,064	-
DOMINICAN REPUBLIC	108,694	67,362	-38.03	443,593	183,071	-58.73
EL SALVADOR	126,908	0	-100.00	871,890	0	-100.00
COSTA RICA	7,057	40,258	470.47	50,796	181,296	256.91
HAITI	165,353	18,277	-88.95	444,913	46,035	-89.65
ARUBA	18,859	2,155	-88.57	52,828	9,900	-81.26
FRENCH POLYNESIA	12,791	5,947	-53.51	135,006	32,233	-76.12
GRENADA	0	15,754	-	0	31,371	-
NETHERLANDS ANTILLES	4,505	28,296	528.10	20,551	76,086	270.23
SAINT LUCIA	0	41,034	-	0	84,318	-
SAN MARINO	4,833	9,666	100.00	66,564	123,600	85.69
UNITED KINGDOM	10,763,426	11,906,646	10.62	37,042,892	32,421,693	-12.48
NETHERLANDS	2,925,497	2,545,954	-12.97	16,774,588	25,921,506	54.53
FRANCE	2,048,497	2,368,548	15.62	55,432,037	89,680,862	61.79
GERMANY, FED. REP. OF	2,455,361	1,873,425	-23.70	27,792,916	28,395,303	2.17
AUSTRIA	98,864	24,576	-75.14	1,852,858	900,182	-51.42
BELGIUM	2,193,060	1,078,462	-50.82	6,524,610	4,300,410	-34.09
SWITZERLAND	82,412	210,890	155.90	2,085,438	1,526,004	-26.83
LUXEMBOURG	424	0	-100.00	31,192	0	-100.00
DENMARK	21,285	128,924	505.70	548,942	9,451,525	1,621.77
NORWAY	19,102	30,748	60.97	186,563	161,048	-13.68
SWEDEN	303,843	267,981	-11.80	2,205,963	8,401,448	280.85
FINLAND	17,853	3,947	-77.89	344,120	124,529	-63.81
IRELAND	6	19,706	328,333.33	65	83,347	128,126.15
ITALY	3,223,464	1,659,440	-48.52	10,150,041	9,600,179	-5.42
SPAIN	7,319,446	3,947,276	-46.07	25,228,278	15,093,318	-40.17
PORTUGAL	456,541	341,363	-25.23	847,787	1,415,849	67.01
MONTSERRAT	0	87	-	0	410	-
GREECE	1,643,027	2,013,934	22.57	4,988,580	4,878,331	-2.21
DEMOCRATIC REPUBLIC OF THE CC	127,534	13,878	-89.12	458,100	20,854	-95.45
HUNGARY	589,496	21,222	-96.40	2,666,014	546,331	-79.51
POLAND	182,602	717,282	292.81	3,032,327	26,374,540	769.78
ROMANIA	81,530	43,450	-46.71	502,534	507,663	1.02
BULGARIA	58	18,667	32,084.48	2,996	32,928	999.07
YUGOSLAVIA	1	0	-100.00	2	0	-100.00

TABEL 5. PERKEMBANGAN EKSPOR INDONESIA MENURUT KOMODITI DAN NEGARA TUJUAN

JENIS BARANG	BERAT BERSIH (KG)		PERUB	NILAI FOB (US \$)		PERUB
	JAN-JUN 2008	JAN-JUN 2009	%	JAN-JUN 2008	JAN-JUN 2009	%
(1)	(2)	(3)	(4)	(5)	(6)	(7)
ALBANIA	2,392	11,940	399.16	10,948	45,842	318.72
AZERBAIJAN	0	171	-	0	25,067	-
BELARUS	76,584	16	-99.98	235,008	31	-99.99
KAZAKHSTAN	123,822	281	-99.77	380,342	10,597	-97.21
UKRAINE	137,101	60,115	-56.15	480,210	209,863	-56.30
UZBEKISTAN	10,214	0	-100.00	34,406	0	-100.00
LITHUANIA	23,487	1	-100.00	94,454	40	-99.96
LATVIA	0	161	-	0	4,141	-
ESTONIA	883	0	-100.00	18,023	0	-100.00
GEORGIA	82,851	0	-100.00	229,371	0	-100.00
CROATIA	6,017	0	-100.00	91,846	0	-100.00
MALTA	52,426	0	-100.00	216,684	0	-100.00
SLOVAKIA	73,443	315,291	329.30	611,025	8,159,239	1,235.34
SLOVENIA	9	0	-100.00	14	0	-100.00
CZECH REPUBLIC	494,509	755,942	52.87	6,429,101	16,628,702	158.65
RUSSIA FEDERATION	419,610	464,075	10.60	2,221,552	2,720,079	22.44
-DIODE TRANSISTOR	424,350	517,262	21.90	76,658,515	47,219,933	-38.40
JAPAN	66,798	67,341	0.81	35,949,774	21,032,759	-41.49
HONG KONG	33,861	31,343	-7.44	16,635,884	9,880,881	-40.61
KOREA, REPUBLIC OF	2,408	5,137	113.33	262,655	1,249,068	375.55
TAIWAN	5,761	2,723	-52.73	992,551	770,026	-22.42
CHINA	10,858	4,291	-60.48	3,130,145	1,822,414	-41.78
THAILAND	2,060	2,884	40.00	49,124	15,516	-68.41
SINGAPORE	283,909	246,285	-13.25	14,688,456	6,777,564	-53.86
PHILIPPINES	1,020	4,993	389.51	14,612	765,256	5,137.17
MALAYSIA	5,132	53,508	942.63	491,348	866,761	76.40
VIET NAM	0	251	-	0	2,553	-
INDIA	0	6	-	0	230	-
PAKISTAN	51	1,606	3,049.02	187	5,612	2,901.07
BANGLADESH	0	76	-	0	168	-
SRI LANKA	0	150	-	0	1,263	-
IRAN (ISLAMIC REPUBLIC OF)	0	87,572	-	0	1,029,847	-
ISRAEL	0	1	-	0	1,279	-
UNITED ARAB EMIRATES	17	16	-5.88	169	542	220.71
AUSTRALIA	0	18	-	0	2,038	-
SOLOMON ISLANDS	0	1	-	0	13	-
UNITED STATES	4,863	1,743	-64.16	1,203,709	627,559	-47.86
CANADA	0	4	-	0	15,900	-
MEXICO	0	3,656	-	0	901,128	-
CUBA	48	0	-100.00	45,528	0	-100.00
CHILE	0	6	-	0	96	-
BRAZIL	0	10	-	0	437	-
PERU	0	5	-	0	53	-
UNITED KINGDOM	2,640	913	-65.42	266,288	112,240	-57.85
NETHERLANDS	0	7	-	0	210	-
FRANCE	0	9	-	0	640	-
GERMANY, FED. REP. OF	4,626	2,511	-45.72	2,703,915	1,301,325	-51.87
AUSTRIA	186	0	-100.00	2,603	0	-100.00
BELGIUM	0	2	-	0	18	-
NORWAY	0	1	-	0	724	-
SWEDEN	3	0	-100.00	2,596	0	-100.00
FINLAND	104	17	-83.65	218,365	16,530	-92.43
GREECE	0	2	-	0	27	-
POLAND	0	172	-	0	19,229	-
ROMANIA	4	0	-100.00	186	0	-100.00
KAZAKHSTAN	0	2	-	0	27	-
ESTONIA	1	0	-100.00	420	0	-100.00
-AUDIO VISUAL	47,435,454	63,209,411	33.25	1,259,457,498	1,510,066,380	19.90
JAPAN	3,990,895	3,136,481	-21.41	119,820,187	103,203,191	-13.87
HONG KONG	1,594,493	1,203,103	-24.55	118,214,132	74,331,081	-37.12
KOREA, DEMOCRATIC PEOPLE'S RE	0	862	-	0	114,938	-
KOREA, REPUBLIC OF	746,570	1,300,706	74.22	74,580,658	72,473,624	-2.83
TAIWAN	117,705	235,166	99.79	2,172,564	3,231,189	48.73
CHINA	1,318,295	928,939	-29.53	70,510,677	60,430,016	-14.30
MACAU	0	4,900	-	0	137,073	-
PAPUA NEW GUINEA	64,385	18,826	-70.76	410,351	127,124	-69.02
THAILAND	1,942,615	3,045,385	56.77	14,968,170	26,171,942	74.85
SINGAPORE	6,600,419	5,211,027	-21.05	194,494,651	155,841,895	-19.87
PHILIPPINES	446,820	3,061,933	585.27	2,893,691	22,207,105	667.43
MALAYSIA	3,126,773	2,702,405	-13.57	48,867,599	38,525,201	-21.16
MYANMAR (FORM. BURMA)	55,439	91,523	65.09	135,310	382,431	182.63
CAMBODIA	9,985	20,225	102.55	21,000	136,224	548.69
BRUNEI DARUSSALAM	31,367	24,825	-20.86	95,218	51,754	-45.65

TABEL 5. PERKEMBANGAN EKSPOR INDONESIA MENURUT KOMODITI DAN NEGARA TUJUAN

JENIS BARANG	BERAT BERSIH (KG)		PERUB	NILAI FOB (US \$)		PERUB
	JAN-JUN 2008	JAN-JUN 2009	%	JAN-JUN 2008	JAN-JUN 2009	%
(1)	(2)	(3)	(4)	(5)	(6)	(7)
NEPAL	2,153	16,443	663.73	10,550	78,479	643.88
VIET NAM	632,603	499,056	-21.11	11,447,082	5,913,033	-48.34
MALDIVES	24	1,961	8,070.83	1,375	2,277	65.60
INDIA	169,380	1,251,994	639.16	5,038,018	14,186,536	181.59
PAKISTAN	158,579	137,768	-13.12	673,915	824,929	22.41
BANGLADESH	7,895	12,018	52.22	38,546	57,209	48.42
SRI LANKA	12,397	73,766	495.03	101,870	550,352	440.25
IRAQ	32,858	16,331	-50.30	1,059,330	495,132	-53.26
IRAN (ISLAMIC REPUBLIC OF)	601	952,633	158,407.99	3,092	12,434,256	402,042.82
SAUDI ARABIA	759,570	1,258,185	65.64	7,643,610	9,910,757	29.66
ISRAEL	548,812	232,499	-57.64	16,330,194	5,841,070	-64.23
KUWAIT	172,297	132,584	-23.05	4,723,683	2,515,854	-46.74
JORDAN	37,262	150,929	305.05	569,876	1,194,127	109.54
LEBANON	17,013	40,441	137.71	479,002	634,201	32.40
YEMEN	182,928	172,509	-5.70	904,948	446,251	-50.69
OMAN	111,070	61,467	-44.66	6,049,773	676,627	-88.82
SYRIA ARAB REPUBLIC	231,361	152,548	-34.06	899,591	1,000,659	11.23
TURKEY	106,257	395,963	272.65	4,144,230	9,268,026	123.64
UNITED ARAB EMIRATES	2,651,286	2,884,676	8.80	43,720,863	39,456,421	-9.75
QATAR	79,902	106,726	33.57	1,576,685	2,016,288	27.88
BAHRAIN	5,071	20,160	297.55	122,288	392,373	220.86
CYPRUS	67	124	85.07	10,998	22,512	104.69
EGYPT	111,073	99,102	-10.78	2,565,091	1,733,573	-32.42
LIBYAN ARAB JAMAHIRIYA	2,977	28,682	863.45	31,500	605,672	1,822.77
MOROCCO	8,399	372,523	4,335.33	247,891	4,267,238	1,621.42
TUNISIA	0	7,517	-	0	112,687	-
ALGERIA	0	9,046	-	0	216,000	-
SUDAN	79,988	17,815	-77.73	831,651	104,404	-87.45
ETHIOPIA	44,949	60,837	35.35	108,019	223,774	107.16
TANZANIA, UNITED REPUBLIC OF	679	34,256	4,945.07	334	314,664	94,110.78
KENYA	17,013	93,933	452.12	48,269	1,000,437	1,972.63
MOZAMBIQUE	0	9,500	-	0	44,000	-
EQUATORIAL GUINEA	0	38	-	0	2,509	-
TOGO	0	519	-	0	1,008	-
GHANA	34,923	168,868	383.54	144,869	662,679	357.43
LIBERIA	0	5	-	0	267	-
GUINEA	0	272	-	0	367	-
ANGOLA	30,650	139,714	355.84	83,004	878,513	958.40
CAMEROON	0	3,888	-	0	555,194	-
NIGERIA	867,436	1,302,669	50.17	2,567,050	7,174,283	179.48
GABON	0	593	-	0	734	-
COTE D'IVOIRE	4,260	0	-100.00	75,420	0	-100.00
SENEGAL	650	0	-100.00	61,400	0	-100.00
MAURITANIA	11,655	23,310	100.00	30,350	58,830	93.84
BENIN	12,529	1,532	-87.77	6,038	8,000	32.49
GAMBIA	249	558	124.10	244	545	123.36
UGANDA	11,532	45	-99.61	70,663	679	-99.04
SAO TOME AND PRINCIPE	712	914	28.37	600	811	35.17
SOUTH AFRICA	134,771	289,560	114.85	2,997,958	4,784,413	59.59
MAURITIUS	2,450	25,500	940.82	49,460	191,756	287.70
VIRGIN ISLANDS (BRITISH)	0	4	-	0	26,908	-
AUSTRALIA	739,474	3,420,264	362.53	22,237,955	70,902,778	218.84
NEW ZEALAND	271,941	309,848	13.94	7,958,852	6,913,257	-13.14
NEW CALEDONIA	1	10,449	1,044,800.00	50	38,850	77,600.00
VANUATU	850	1,913	125.06	6,663	9,600	44.08
AMERICAN SAMOA	25	0	-100.00	229	0	-100.00
FIJI	2,753	1,068	-61.21	34,635	20,184	-41.72
TONGA	5	0	-100.00	66	0	-100.00
EAST TIMOR	610,933	403,626	-33.93	507,341	1,346,194	165.34
UNITED STATES	5,690,033	8,610,777	51.33	166,897,579	280,054,519	67.80
CANADA	212,049	584,165	175.49	12,873,835	19,493,448	51.42
MEXICO	496,208	910,607	83.51	14,869,712	27,061,264	81.99
GUATEMALA	17,590	2,567	-85.41	129,118	18,103	-85.98
HONDURAS	0	4,373	-	0	72,739	-
PANAMA	183,667	250,992	36.66	4,919,629	4,432,563	-9.90
CUBA	344	0	-100.00	30,400	0	-100.00
CHILE	78,557	96,501	22.84	1,483,152	830,517	-44.00
VENEZUELA	2,370	18,177	666.96	279,710	316,449	13.13
ARGENTINA	14,176	178,676	1,160.41	624,325	1,795,654	187.62
BRAZIL	233,619	822,767	252.18	4,181,402	13,352,729	219.34
COLOMBIA	2,323	44,761	1,826.86	305,472	883,948	189.37
URUGUAY	204	1,760	762.75	44,429	51,345	15.57
PARAGUAY	4,168	0	-100.00	118,358	0	-100.00
ECUADOR	1,318	15,588	1,082.70	9,961	236,254	2,271.79
PERU	4,147	13,377	222.57	922,501	913,580	-0.97

TABEL 5. PERKEMBANGAN EKSPOR INDONESIA MENURUT KOMODITI DAN NEGARA TUJUAN

JENIS BARANG	BERAT BERSIH (KG)		PERUB	NILAI FOB (US \$)		PERUB
	JAN-JUN 2008	JAN-JUN 2009	%	JAN-JUN 2008	JAN-JUN 2009	%
(1)	(2)	(3)	(4)	(5)	(6)	(7)
JAMAICA	0	299	-	0	3,228	-
PUERTO RICO	2,657	8,009	201.43	536,575	330,769	-38.36
EL SALVADOR	33	21	-36.36	5,885	3,625	-38.40
COSTA RICA	194	65	-66.49	40,187	11,805	-70.62
FRENCH POLYNESIA	74	2,305	3,014.86	10,936	13,276	21.40
UNITED KINGDOM	288,716	1,691,715	485.94	14,465,656	39,312,462	171.76
NETHERLANDS	1,020,947	1,364,156	33.62	53,920,953	68,985,764	27.94
FRANCE	330,854	1,406,907	325.23	4,785,202	31,873,218	566.08
GERMANY, FED. REP. OF	2,679,551	2,237,070	-16.51	32,198,707	60,730,860	88.61
AUSTRIA	3,483	263,681	7,470.51	599,724	4,642,058	674.03
BELGIUM	3,770,305	2,286,078	-39.37	72,735,877	26,463,406	-63.62
SWITZERLAND	6,084	42,278	594.90	817,404	1,007,895	23.30
LUXEMBOURG	2	0	-100.00	9	0	-100.00
GIBRALTAR	42	0	-100.00	6,852	0	-100.00
DENMARK	38,158	78,072	104.60	238,335	1,409,337	491.33
NORWAY	6,834	3,271	-52.14	10,079	4,553	-54.83
SWEDEN	247,810	677,423	173.36	1,766,837	11,267,397	537.72
FINLAND	105,464	61,561	-41.63	2,369,953	360,145	-84.80
IRELAND	24	212	783.33	61	17,434	28,480.33
ITALY	121,731	941,117	673.11	3,820,799	25,984,689	580.09
SPAIN	115,823	676,405	484.00	2,744,952	17,358,197	532.37
PORTUGAL	1,141	244,477	21,326.56	192,265	4,161,488	2,064.45
GREECE	1,439	125,222	8,602.02	116,334	2,172,173	1,767.19
DEMOCRATIC REPUBLIC OF THE CC	12,324	55,253	348.34	36,000	157,039	336.22
HUNGARY	142,485	375,466	163.51	2,545,400	8,837,675	247.20
POLAND	392,667	878,393	123.70	17,221,272	40,590,648	135.70
ROMANIA	0	92,168	-	0	1,440,022	-
BULGARIA	3,067	40,939	1,234.82	259,236	297,496	14.76
YUGOSLAVIA	0	14,059	-	0	155,870	-
AZERBAIJAN	5,266	40	-99.24	174,452	11,730	-93.28
KAZAKHSTAN	2,930	46,650	1,492.15	614,395	984,740	60.28
UKRAINE	19,606	1,864	-90.49	4,117,644	45,147	-98.90
UZBEKISTAN	0	12,800	-	0	149,400	-
LATVIA	0	27,480	-	0	416,341	-
ESTONIA	15,434	0	-100.00	194,734	0	-100.00
GEORGIA	2,926	0	-100.00	19,772	0	-100.00
CROATIA	0	50	-	0	1,091	-
SLOVAKIA	27,567	383,841	1,292.39	1,287,765	12,234,985	850.09
SLOVENIA	10,954	0	-100.00	66,606	0	-100.00
CZECH REPUBLIC	1,131,094	945,312	-16.42	23,449,204	24,254,395	3.43
RUSSIA FEDERATION	1,018,971	274,209	-73.09	16,998,524	7,379,945	-56.58
-FOTOGRAFI DAN OPTIK	1,719,186	1,560,951	-9.20	107,894,622	89,304,401	-17.23
JAPAN	82,398	65,914	-20.01	10,158,288	8,640,532	-14.94
HONG KONG	34,775	130,946	276.55	1,413,740	1,462,042	3.42
KOREA, REPUBLIC OF	3,974	7,410	86.46	87,306	152,709	74.91
TAIWAN	1,731	243	-85.96	64,946	12,029	-81.48
CHINA	52,576	13,553	-74.22	2,656,073	977,437	-63.20
PAPUA NEW GUINEA	157	2	-98.73	1,162	48	-95.87
THAILAND	19,355	23,231	20.03	363,704	494,496	35.96
SINGAPORE	652,564	477,626	-26.81	60,941,736	52,249,583	-14.26
PHILIPPINES	27,314	2,978	-89.10	943,745	43,418	-95.40
MALAYSIA	114,671	119,139	3.90	6,962,488	4,340,065	-37.67
MYANMAR (FORM. BURMA)	0	43	-	0	6,500	-
BRUNEI DARUSSALAM	31	10,094	32,461.29	505	20,635	3,986.14
VIET NAM	3,040	6,133	101.74	102,695	117,027	13.96
INDIA	70,425	47,801	-32.12	1,110,959	990,324	-10.86
PAKISTAN	800	1,198	49.75	16,265	28,048	72.44
BANGLADESH	1,734	1,606	-7.38	5,390	1,860	-65.49
SRI LANKA	656	21	-96.80	9,168	4,254	-53.60
IRAN (ISLAMIC REPUBLIC OF)	834	1	-99.88	7,632	30	-99.61
SAUDI ARABIA	554	921	66.25	4,246	125,070	2,845.60
ISRAEL	0	645	-	0	23,913	-
KUWAIT	0	35	-	0	3,965	-
JORDAN	1	0	-100.00	18	0	-100.00
LEBANON	11	159	1,345.45	4,785	23,565	392.48
YEMEN	1	0	-100.00	44	0	-100.00
OMAN	150	0	-100.00	1,200	0	-100.00
SYRIA ARAB REPUBLIC	726	1,145	57.71	3,847	4,980	29.45
TURKEY	758	4,608	507.92	44,882	95,586	112.97
UNITED ARAB EMIRATES	6,298	6,197	-1.60	141,943	113,522	-20.02
CYPRUS	14	0	-100.00	1,584	0	-100.00
EGYPT	307	0	-100.00	25,701	0	-100.00
MOROCCO	0	622	-	0	15,340	-
TUNISIA	21	13	-38.10	5,104	3,770	-26.14

TABEL 5. PERKEMBANGAN EKSPOR INDONESIA MENURUT KOMODITI DAN NEGARA TUJUAN

JENIS BARANG	BERAT BERSIH (KG)		PERUB	NILAI FOB (US \$)		PERUB
	JAN-JUN 2008	JAN-JUN 2009	%	JAN-JUN 2008	JAN-JUN 2009	%
(1)	(2)	(3)	(4)	(5)	(6)	(7)
ALGERIA	36	24	-33.33	793	437	-44.89
KENYA	64	0	-100.00	1,863	0	-100.00
REUNION	0	6,891	-	0	9,370	-
GHANA	0	280	-	0	9,350	-
CAMEROON	238	0	-100.00	2,038	0	-100.00
NIGERIA	81	87	7.41	1,068	1,313	22.94
SWAZILAND	0	20	-	0	4,984	-
SOUTH AFRICA	6	3,996	66,500.00	61,546	121,260	97.02
MAURITIUS	372	656	76.34	17,299	12,212	-29.41
AUSTRALIA	1,751	8,040	359.17	41,682	64,281	54.22
NEW ZEALAND	44	364	727.27	576	600	4.17
NEW CALEDONIA	0	400	-	0	585	-
TONGA	151	0	-100.00	120	0	-100.00
EAST TIMOR	14,061	218	-98.45	12,571	1,821	-85.51
UNITED STATES	415,493	426,020	2.53	12,893,814	11,676,307	-9.44
CANADA	4,791	919	-80.82	685,395	76,410	-88.85
MEXICO	4,537	4,636	2.18	75,389	21,093	-72.02
PANAMA	392	0	-100.00	10,849	0	-100.00
CHILE	0	1,067	-	0	82,189	-
ARGENTINA	1,711	1,110	-35.13	19,495	23,406	20.06
BRAZIL	7,576	7,308	-3.54	115,901	99,451	-14.19
COLOMBIA	8,364	4,313	-48.43	202,939	208,417	2.70
ECUADOR	3,772	1,193	-68.37	317,041	93,811	-70.41
PUERTO RICO	0	7,340	-	0	8,000	-
DOMINICAN REPUBLIC	2,151	160	-92.56	60,118	17,543	-70.82
COSTA RICA	491	116	-76.37	21,478	5,891	-72.57
ANTIGUA AND BARBUDA	0	840	-	0	1,069	-
UNITED KINGDOM	103,848	63,386	-38.96	2,822,074	948,812	-66.38
NETHERLANDS	8,891	6,106	-31.32	697,464	423,361	-39.30
FRANCE	16,497	868	-94.74	1,024,451	189,550	-81.50
GERMANY, FED. REP. OF	31,329	53,213	69.85	2,048,932	2,972,826	45.09
AUSTRIA	0	2,653	-	0	17,021	-
BELGIUM	170	105	-38.24	5,157	5,373	4.19
SWITZERLAND	293	4,510	1,439.25	21,817	5,531	-74.65
DENMARK	1,596	2,125	33.15	271,873	363,173	33.58
NORWAY	5,995	7,093	18.32	1,084,317	1,525,833	40.72
SWEDEN	2,480	258	-89.60	6,440	7,286	13.14
FINLAND	0	36	-	0	10,718	-
ITALY	1,224	19,084	1,459.15	22,032	198,819	802.41
SPAIN	3,579	1,453	-59.40	222,777	66,832	-70.00
PORTUGAL	0	29	-	0	65	-
GREECE	57	14	-75.44	868	221	-74.54
HUNGARY	0	39	-	0	183	-
ROMANIA	57	0	-100.00	20	0	-100.00
BULGARIA	317	410	29.34	12,292	11,999	-2.38
YUGOSLAVIA	26	0	-100.00	9,515	0	-100.00
SLOVAKIA	211	322	52.61	3,740	6,621	77.03
SLOVENIA	371	310	-16.44	5,735	4,228	-26.28
CZECH REPUBLIC	287	346	20.56	13,987	11,856	-15.24
RUSSIA FEDERATION	0	309	-	0	43,545	-
-ALAT UKUR	425,563	526,419	23.70	7,320,129	14,551,012	98.78
JAPAN	610	1,037	70.00	254,796	62,979	-75.28
HONG KONG	1	3,388	338,700.00	54	43,127	79,764.81
KOREA, REPUBLIC OF	2	155	7,650.00	6	50	733.33
TAIWAN	1,241	215	-82.68	2,994	8,300	177.22
CHINA	1,137	2,479	118.03	63,058	140,216	122.36
THAILAND	698	1,496	114.33	51,328	1,050,353	1,946.35
SINGAPORE	107,987	234,660	117.30	2,017,669	7,071,117	250.46
PHILIPPINES	32	0	-100.00	78	0	-100.00
MALAYSIA	88,891	99,526	11.96	596,759	241,144	-59.59
BRUNEI DARUSSALAM	94,700	9,698	-89.76	1,581,368	102,279	-93.53
VIET NAM	7,025	16,678	137.41	264,150	282,748	7.04
INDIA	64,833	1,578	-97.57	760,067	266,098	-64.99
PAKISTAN	190	0	-100.00	18,100	0	-100.00
IRAN (ISLAMIC REPUBLIC OF)	33	0	-100.00	2,995	0	-100.00
SAUDI ARABIA	816	0	-100.00	157,972	0	-100.00
KUWAIT	4,048	567	-85.99	62,391	41,559	-33.39
YEMEN	3,045	0	-100.00	27,750	0	-100.00
OMAN	90	0	-100.00	7,454	0	-100.00
SYRIA ARAB REPUBLIC	176	0	-100.00	28,430	0	-100.00
UNITED ARAB EMIRATES	3,312	7,071	113.50	69,624	574,550	725.22
QATAR	44	175	297.73	3,260	866	-73.44
EGYPT	0	684	-	0	12,190	-
LIBYAN ARAB JAMAHIRIYA	0	829	-	0	7,877	-

TABEL 5. PERKEMBANGAN EKSPOR INDONESIA MENURUT KOMODITI DAN NEGARA TUJUAN

JENIS BARANG	BERAT BERSIH (KG)		PERUB	NILAI FOB (US \$)		PERUB
	JAN-JUN 2008	JAN-JUN 2009	%	JAN-JUN 2008	JAN-JUN 2009	%
	(1)	(2)	(3)	(4)	(5)	(6)
SUDAN	1,420	0	-100.00	80,299	0	-100.00
KENYA	59	45	-23.73	2,068	1,300	-37.14
CONGO	0	1,800	-	0	346,876	-
SOUTH AFRICA	0	29	-	0	850	-
AUSTRALIA	18,603	85,869	361.59	504,791	1,103,293	118.56
NEW ZEALAND	305	0	-100.00	21,201	0	-100.00
UNITED STATES	6,658	12,828	92.67	331,639	854,551	157.68
CANADA	49	214	336.73	21,075	205,392	874.58
VENEZUELA	7	0	-100.00	140	0	-100.00
BRAZIL	0	1,000	-	0	4,388	-
UNITED KINGDOM	3,838	1,700	-55.71	138,716	323,189	132.99
NETHERLANDS	56	95	69.64	500	3,000	500.00
FRANCE	1,092	9,281	749.91	93,702	437,395	366.79
GERMANY, FED. REP. OF	5,373	7,789	44.97	43,489	228,994	426.56
AUSTRIA	0	292	-	0	2,216	-
BELGIUM	284	4,789	1,586.27	11,340	35,955	217.06
SWITZERLAND	8,908	710	-92.03	100,866	37,087	-63.23
DENMARK	0	48	-	0	51,765	-
SWEDEN	0	870	-	0	1,060	-
ITALY	0	16,690	-	0	453,650	-
KAZAKHSTAN	0	1,717	-	0	533,024	-
RUSSIA FEDERATION	0	417	-	0	21,574	-
-LONCENG, ARLOJI DAN BAGIANNY	4,364,393	3,205,837	-26.55	81,406,848	59,174,592	-27.31
JAPAN	129,124	96,781	-25.05	2,533,367	2,581,890	1.92
HONG KONG	289,971	133,252	-54.05	4,578,209	2,710,232	-40.80
KOREA, REPUBLIC OF	27,452	4,924	-82.06	201,409	92,250	-54.20
TAIWAN	503,543	285,838	-43.23	2,225,290	1,568,682	-29.51
CHINA	38,917	23,784	-38.89	380,233	793,873	108.79
MACAU	5,709	13,538	137.13	58,872	256,608	335.87
PAPUA NEW GUINEA	2,676	2,736	2.24	26,738	13,369	-50.00
THAILAND	83,110	83,203	0.11	1,901,087	1,938,799	1.98
SINGAPORE	379,082	380,214	0.30	8,224,472	7,877,959	-4.21
PHILIPPINES	129,034	199,253	54.42	3,405,928	3,399,873	-0.18
MALAYSIA	107,937	102,073	-5.43	2,240,189	2,341,153	4.51
MYANMAR (FORM. BURMA)	592	985	66.39	5,295	4,458	-15.81
CAMBODIA	0	1,049	-	0	17,260	-
BRUNEI DARUSSALAM	10	65,541	655,310.00	32	86,867	271,359.38
NEPAL	0	102	-	0	640	-
VIET NAM	190,430	305,862	60.62	3,228,477	3,360,075	4.08
MALDIVES	9,537	7,126	-25.28	62,520	80,000	27.96
INDIA	642,028	232,120	-63.85	5,566,972	2,010,187	-63.89
PAKISTAN	735	1,292	75.78	9,249	19,247	108.10
BANGLADESH	0	11,296	-	0	49,137	-
SRI LANKA	11,234	6,451	-42.58	37,644	32,086	-14.76
IRAN (ISLAMIC REPUBLIC OF)	0	250	-	0	19,494	-
SAUDI ARABIA	2,244	1,162	-48.22	40,651	6,666	-83.60
ISRAEL	4	2	-50.00	625	14	-97.76
KUWAIT	0	935	-	0	2,067	-
JORDAN	6,706	3,600	-46.32	56,300	119,060	111.47
LEBANON	1,707	2,174	27.36	36,023	42,208	17.17
YEMEN	282	0	-100.00	335	0	-100.00
OMAN	7,364	0	-100.00	105,666	0	-100.00
TURKEY	1	202	20,100.00	13	3,888	29,807.69
UNITED ARAB EMIRATES	4,301	3,628	-15.65	77,143	83,879	8.73
QATAR	244	1,273	421.72	918	70,644	7,595.42
BAHRAIN	15,030	12,096	-19.52	37,179	188,160	406.09
EGYPT	59	0	-100.00	3,560	0	-100.00
MOROCCO	84,784	77,498	-8.59	812,846	992,388	22.09
TUNISIA	219	0	-100.00	5,484	0	-100.00
ALGERIA	0	105	-	0	774	-
SUDAN	6,176	0	-100.00	85,832	0	-100.00
ETHIOPIA	0	1	-	0	36	-
KENYA	0	56	-	0	569	-
MOZAMBIQUE	15,023	10,788	-28.19	132,658	108,962	-17.86
BOTSWANA	0	12	-	0	53	-
ANGOLA	32,880	224	-99.32	234,060	30,566	-86.94
CONGO	28	0	-100.00	92	0	-100.00
CAMEROON	43,500	146,478	236.73	417,898	1,918,727	359.14
NIGERIA	3,741	400	-89.31	33,104	3,400	-89.73
GABON	1,370	2,900	111.68	14,330	33,755	135.55
COTE D'IVOIRE	122,419	114,296	-6.64	1,150,994	1,467,859	27.53
SENEGAL	64,724	79,619	23.01	463,151	748,629	61.64
BENIN	0	10	-	0	169	-
SOUTH AFRICA	25,706	51,520	100.42	250,803	470,092	87.43

TABEL 5. PERKEMBANGAN EKSPOR INDONESIA MENURUT KOMODITI DAN NEGARA TUJUAN

JENIS BARANG	BERAT BERSIH (KG)		PERUB	NILAI FOB (US \$)		PERUB
	JAN-JUN 2008	JAN-JUN 2009	%	JAN-JUN 2008	JAN-JUN 2009	%
(1)	(2)	(3)	(4)	(5)	(6)	(7)
ZAMBIA	653	11	-98.32	11,725	53	-99.55
MALAWI	200	0	-100.00	3,278	0	-100.00
AUSTRALIA	83,784	68,195	-18.61	1,429,959	1,497,253	4.71
NEW ZEALAND	8,003	1,913	-76.10	190,082	43,706	-77.01
FIJI	3,190	3,189	-0.03	28,694	24,508	-14.59
KIRIBATI	0	10	-	0	421	-
EAST TIMOR	1,677	2,281	36.02	1,188	11,267	848.40
UNITED STATES	167,923	241,048	43.55	3,941,780	8,320,247	111.08
CANADA	3,563	2,641	-25.88	141,998	358,390	152.39
MEXICO	9,128	181	-98.02	165,036	268	-99.84
HONDURAS	5	0	-100.00	2,594	0	-100.00
CUBA	656	0	-100.00	38,357	0	-100.00
CHILE	16,834	28,053	66.64	263,478	405,530	53.91
VENEZUELA	7	5	-28.57	31	101	225.81
ARGENTINA	1,950	1,843	-5.49	44,625	21,075	-52.77
BRAZIL	9,351	3,618	-61.31	988,763	367,297	-62.85
COLOMBIA	1,476	4	-99.73	30,620	31	-99.90
BOLIVIA	100	2,469	2,369.00	412	69,289	16,717.72
URUGUAY	2	0	-100.00	10	0	-100.00
UNITED KINGDOM	27,595	89,876	225.70	885,868	3,751,977	323.54
NETHERLANDS	937	2,162	130.74	82,679	86,943	5.16
FRANCE	846,742	182,925	-78.40	27,598,316	4,313,947	-84.37
GERMANY, FED. REP. OF	64,779	52,330	-19.22	2,683,370	1,331,774	-50.37
AUSTRIA	275	1,287	368.00	19,652	192,614	880.12
BELGIUM	0	195	-	0	16,968	-
SWITZERLAND	8,363	90	-98.92	58,422	4,748	-91.87
DENMARK	83	106	27.71	4,417	5,719	29.48
NORWAY	303	0	-100.00	3,067	0	-100.00
SWEDEN	2,326	181	-92.22	78,745	58,185	-26.11
FINLAND	0	43	-	0	5,000	-
IRELAND	6,845	2,882	-57.90	823,208	1,133,660	37.71
ITALY	1,869	724	-61.26	25,567	19,973	-21.88
SPAIN	4,242	2,804	-33.90	124,168	162,965	31.25
PORTUGAL	73,391	27,554	-62.46	2,373,003	799,707	-66.30
GREECE	146	460	215.07	784	20,711	2,541.71
HUNGARY	4,142	1,873	-54.78	289,421	146,201	-49.49
POLAND	18	620	3,344.44	502	3,264	550.20
ROMANIA	234	235	0.43	6,846	6,747	-1.45
MOLDOVA, REPUBLIC OF	1,520	47	-96.91	26,310	1,793	-93.19
LATVIA	0	2,227	-	0	99,464	-
ESTONIA	1	0	-100.00	6	0	-100.00
GEORGIA	15,950	0	-100.00	155,664	0	-100.00
SLOVAKIA	626	0	-100.00	90,131	0	-100.00
CZECH REPUBLIC	5,870	14,391	145.16	148,374	332,080	123.81
RUSSIA FEDERATION	1	715	71,400.00	50	14,012	27,924.00
-COKLAT OLAHAN	71,488,962	46,835,210	-34.49	200,985,541	153,235,230	-23.76
JAPAN	379,376	481,037	26.80	1,343,590	2,217,116	65.01
HONG KONG	79,366	133,641	68.39	247,413	528,934	113.79
KOREA, DEMOCRATIC PEOPLE'S RE	0	2,048	-	0	4,750	-
KOREA, REPUBLIC OF	357,324	291,542	-18.41	774,565	546,797	-29.41
TAIWAN	100,106	133,272	33.13	216,261	267,766	23.82
CHINA	2,900,067	1,725,600	-40.50	2,243,632	2,505,483	11.67
MONGOLIA	13,999	14,000	0.01	18,650	30,800	65.15
PAPUA NEW GUINEA	4,000	34	-99.15	6,360	207	-96.75
THAILAND	1,217,801	1,430,610	17.47	2,438,361	3,216,905	31.93
SINGAPORE	756,535	504,043	-33.37	1,366,161	1,209,509	-11.47
PHILIPPINES	4,061,156	4,659,718	14.74	3,775,842	6,227,739	64.94
MALAYSIA	4,891,326	1,981,246	-59.49	5,535,681	3,145,758	-43.17
MYANMAR (FORM. BURMA)	5,000	1,475	-70.50	6,390	3,631	-43.18
BRUNEI DARUSSALAM	77,511	96,035	23.90	245,112	185,685	-24.24
VIET NAM	174,255	117,233	-32.72	159,410	180,587	13.28
MALDIVES	14,783	125,426	748.45	42,918	252,939	489.35
INDIA	675,361	625,693	-7.35	951,822	1,157,349	21.59
PAKISTAN	309,043	269,421	-12.82	301,136	360,246	19.63
BANGLADESH	42,111	23,380	-44.48	109,901	72,198	-34.31
SRI LANKA	126,000	44,000	-65.08	97,774	61,560	-37.04
IRAN (ISLAMIC REPUBLIC OF)	338,999	17,000	-94.99	286,525	16,915	-94.10
SAUDI ARABIA	116,446	77,183	-33.72	203,709	193,470	-5.03
ISRAEL	0	10,592	-	0	30,400	-
KUWAIT	106,961	146,240	36.72	255,963	368,937	44.14
JORDAN	3,799	16,123	324.40	12,435	8,623	-30.66
LEBANON	0	985	-	0	2,857	-
YEMEN	111,326	272,844	145.09	205,149	451,945	120.30
OMAN	41,153	17,274	-58.02	85,146	41,145	-51.68

TABEL 5. PERKEMBANGAN EKSPOR INDONESIA MENURUT KOMODITI DAN NEGARA TUJUAN

JENIS BARANG	BERAT BERSIH (KG)		PERUB	NILAI FOB (US \$)		PERUB
	JAN-JUN 2008	JAN-JUN 2009	%	JAN-JUN 2008	JAN-JUN 2009	%
(1)	(2)	(3)	(4)	(5)	(6)	(7)
SYRIA ARAB REPUBLIC	0	122,999	-	0	248,987	-
TURKEY	309,499	278,000	-10.18	281,236	340,100	20.93
UNITED ARAB EMIRATES	1,675,456	1,889,469	12.77	7,218,407	9,063,710	25.56
QATAR	266	266	0.00	1,280	1,190	-7.03
BAHRAIN	56,856	108,087	90.11	143,330	293,445	104.73
EGYPT	273,199	273,800	0.22	937,753	1,415,765	50.97
ALGERIA	14,505	39,668	173.48	29,908	53,833	80.00
SUDAN	140	172	22.86	640	750	17.19
NAMIBIA	3,823	0	-100.00	8,405	0	-100.00
MADAGASCAR	0	3,039	-	0	4,626	-
KENYA	185,064	239,416	29.37	447,394	628,110	40.39
GHANA	45,630	0	-100.00	70,980	0	-100.00
GUINEA	24,367	0	-100.00	58,800	0	-100.00
ANGOLA	47,731	12,136	-74.57	66,549	25,032	-62.39
CAMEROON	28,613	13,999	-51.07	51,198	24,780	-51.60
NIGERIA	4,693	0	-100.00	2,894	0	-100.00
SIERRA LEONE	2,459	17,000	591.34	7,700	15,160	96.88
MAURITANIA	30,420	29,613	-2.65	48,588	63,613	30.92
MALI	13,156	13,812	4.99	35,115	27,215	-22.50
BENIN	2,250	14,580	548.00	1,665	35,235	2,016.22
UGANDA	0	579	-	0	1,463	-
SOUTH AFRICA	830,748	1,081,504	30.18	994,389	2,046,031	105.76
MAURITIUS	171,035	191,887	12.19	373,671	443,599	18.71
AUSTRALIA	4,479,698	2,510,804	-43.95	19,721,460	11,904,281	-39.64
NEW ZEALAND	680,996	405,368	-40.47	1,909,510	1,526,920	-20.04
VANUATU	448	0	-100.00	678	0	-100.00
AMERICAN SAMOA	10,279	0	-100.00	12,807	0	-100.00
FIJI	42,111	22,945	-45.51	90,421	61,418	-32.08
KIRIBATI	43	100	132.56	94	325	245.74
SAMOA	7,265	100	-98.62	14,824	350	-97.64
SOLOMON ISLANDS	6,595	6,470	-1.90	13,894	13,315	-4.17
TONGA	14,060	84,909	503.90	26,701	81,721	206.06
EAST TIMOR	17,004	78,029	358.89	32,790	113,617	246.50
UNITED STATES	14,349,581	7,246,677	-49.50	70,242,795	41,261,021	-41.26
MEXICO	846,000	190,000	-77.54	749,673	330,940	-55.86
CHILE	395,000	70,000	-82.28	308,900	115,150	-62.72
ARGENTINA	199,123	181,998	-8.60	159,548	249,060	56.10
BRAZIL	1,855,856	1,332,375	-28.21	1,021,501	1,296,195	26.89
COLOMBIA	920,000	0	-100.00	444,400	0	-100.00
URUGUAY	252,000	45,000	-82.14	150,120	55,688	-62.90
ECUADOR	200,000	0	-100.00	114,600	0	-100.00
GUYANA	0	7,694	-	0	6,571	-
COSTA RICA	20,000	0	-100.00	9,000	0	-100.00
UNITED KINGDOM	209,397	721,197	244.42	153,327	2,035,367	1,227.47
NETHERLANDS	4,200,360	3,244,877	-22.75	21,127,592	13,183,990	-37.60
FRANCE	6,070,812	6,177,734	1.76	33,411,142	30,580,716	-8.47
GERMANY, FED. REP. OF	1,358,656	882,507	-35.05	3,955,458	2,578,719	-34.81
BELGIUM	1,450,400	250	-99.98	3,985,451	16,400	-99.59
SWITZERLAND	24,179	1,109	-95.41	221,968	49,862	-77.54
DENMARK	0	54,678	-	0	236,052	-
ITALY	720	174,807	24,178.75	2,736	1,074,851	39,185.49
SPAIN	9,768,994	3,715,520	-61.97	5,087,035	3,044,275	-40.16
PORTUGAL	1,866	0	-100.00	3,900	0	-100.00
GREECE	52,265	0	-100.00	38,265	0	-100.00
DEMOCRATIC REPUBLIC OF THE CC	1,819	17,000	834.58	4,738	21,080	344.91
HUNGARY	60,998	60,600	-0.65	48,087	64,215	33.54
BULGARIA	65,999	68,000	3.03	50,160	47,600	-5.10
ARMENIA	0	3,152	-	0	6,776	-
KAZAKHSTAN	0	16,600	-	0	14,940	-
UKRAINE	33,500	49,800	48.66	21,726	44,320	104.00
UZBEKISTAN	25,000	0	-100.00	21,250	0	-100.00
LITHUANIA	575,000	0	-100.00	544,000	0	-100.00
ESTONIA	1,558,000	917,789	-41.09	2,800,954	1,065,103	-61.97
GEORGIA	1,876	0	-100.00	3,000	0	-100.00
CROATIA	67,499	0	-100.00	57,170	0	-100.00
RUSSIA FEDERATION	1,041,849	999,400	-4.07	2,714,058	4,131,497	52.23
-GULA TETES	330,584,227	96,420,361	-70.83	21,203,804	10,938,446	-48.41
JAPAN	12,036,712	12,871	-99.89	767,099	761	-99.90
HONG KONG	129,600	0	-100.00	68,580	0	-100.00
KOREA, REPUBLIC OF	53,658,066	32,203,581	-39.98	3,599,432	3,241,840	-9.93
TAIWAN	96,760,033	11,400,000	-88.22	5,438,469	1,014,600	-81.34
PAPUA NEW GUINEA	9,989	0	-100.00	18,486	0	-100.00
SINGAPORE	9,328	45,193	384.49	39,311	21,149	-46.20
MALAYSIA	36,964	62,793	69.88	33,531	35,255	5.14

TABEL 5. PERKEMBANGAN EKSPOR INDONESIA MENURUT KOMODITI DAN NEGARA TUJUAN

JENIS BARANG	BERAT BERSIH (KG)		PERUB	NILAI FOB (US \$)		PERUB
	JAN-JUN 2008	JAN-JUN 2009	%	JAN-JUN 2008	JAN-JUN 2009	%
(1)	(2)	(3)	(4)	(5)	(6)	(7)
VIET NAM	127,691,015	13,645,521	-89.31	8,326,847	2,071,875	-75.12
UNITED ARAB EMIRATES	10	0	-100.00	13	0	-100.00
KENYA	1,538	14,195	822.95	2,135	67,031	3,039.63
AUSTRALIA	0	2,055	-	0	11,969	-
NEW ZEALAND	0	22,657	-	0	510	-
VANUATU	4,690	1,025	-78.14	5,483	1,530	-72.10
UNITED STATES	428	0	-100.00	1,155	0	-100.00
NETHERLANDS	0	19,010,470	-	0	2,656,476	-
SPAIN	40,245,854	20,000,000	-50.31	2,903,263	1,815,450	-37.47
-KERUPUK UDANG	4,204,172	3,514,503	-16.40	6,853,203	5,928,555	-13.49
JAPAN	94,636	42,325	-55.28	160,551	95,849	-40.30
HONG KONG	92,031	49,148	-46.60	170,438	95,157	-44.17
KOREA, REPUBLIC OF	405,852	362,557	-10.67	605,131	535,272	-11.54
TAIWAN	66,380	20,257	-69.48	16,629	19,977	20.13
CHINA	2,400	0	-100.00	2,880	0	-100.00
SINGAPORE	115,028	82,547	-28.24	183,993	122,430	-33.46
MALAYSIA	195,502	97,929	-49.91	110,736	148,242	33.87
BRUNEI DARUSSALAM	70	0	-100.00	53	0	-100.00
INDIA	0	10,000	-	0	5,000	-
SAUDI ARABIA	129,843	129,373	-0.36	137,504	137,616	0.08
UNITED ARAB EMIRATES	38,705	16,315	-57.85	45,910	18,965	-58.69
NAMIBIA	22,679	0	-100.00	6,853	0	-100.00
AUSTRALIA	103,692	32,089	-69.05	173,908	62,449	-64.09
NEW ZEALAND	876	542	-38.13	4,126	1,977	-52.08
UNITED STATES	154,378	169,747	9.96	368,548	387,611	5.17
CANADA	4,000	18,447	361.18	7,720	34,355	345.01
UNITED KINGDOM	534,948	362,604	-32.22	749,591	514,322	-31.39
NETHERLANDS	1,952,270	1,810,053	-7.28	3,535,905	3,183,129	-9.98
FRANCE	217,042	223,483	2.97	482,630	433,829	-10.11
BELGIUM	56,383	56,596	0.38	64,407	73,496	14.11
SWEDEN	0	229	-	0	530	-
SPAIN	12,600	17,639	39.99	20,590	34,858	69.30
ROMANIA	4,857	0	-100.00	5,100	0	-100.00
BULGARIA	0	12,623	-	0	23,491	-
-BUAH/SAYURAN OLAHAN	262,876,285	198,818,413	-24.37	199,916,962	135,041,032	-32.45
JAPAN	9,264,183	8,669,682	-6.42	9,164,929	8,054,272	-12.12
HONG KONG	547,023	594,080	8.60	748,514	673,419	-10.03
KOREA, REPUBLIC OF	3,695,364	3,312,190	-10.37	3,753,961	1,827,273	-51.32
TAIWAN	15,865,965	2,751,433	-82.66	2,633,983	1,304,715	-50.47
CHINA	3,049,607	12,391,167	306.32	1,125,650	2,471,284	119.54
PAPUA NEW GUINEA	0	693	-	0	1,767	-
THAILAND	116,114	7,380	-93.64	205,431	32,260	-84.30
SINGAPORE	30,121,928	25,885,861	-14.06	26,224,117	23,786,834	-9.29
PHILIPPINES	173,931	5,110,760	2,838.38	336,881	1,523,804	352.33
MALAYSIA	27,935,649	44,475,920	59.21	5,025,097	7,390,037	47.06
CAMBODIA	495	0	-100.00	980	0	-100.00
BRUNEI DARUSSALAM	120,666	111,427	-7.66	155,191	137,664	-11.29
NEPAL	954	0	-100.00	579	0	-100.00
VIET NAM	5,679,536	51,534	-99.09	5,076,171	142,247	-97.20
MALDIVES	21,856	15,165	-30.61	31,869	27,839	-12.65
INDIA	16,403,191	5,224,575	-68.15	13,498,451	4,241,987	-68.57
PAKISTAN	1,577,869	701,368	-55.55	898,794	681,841	-24.14
BANGLADESH	0	119,400	-	0	74,987	-
SRI LANKA	36,199	0	-100.00	45,348	0	-100.00
IRAN (ISLAMIC REPUBLIC OF)	259,705	223,273	-14.03	267,950	175,720	-34.42
SAUDI ARABIA	1,328,699	1,096,677	-17.46	1,450,661	1,287,399	-11.25
ISRAEL	1,128,716	592,040	-47.55	1,351,363	556,721	-58.80
KUWAIT	23,150	166,774	620.41	30,327	227,831	651.25
JORDAN	247,026	501,583	103.05	505,756	799,457	58.07
LEBANON	184,321	250,898	36.12	816,987	992,962	21.54
YEMEN	22,231	28,840	29.73	23,945	31,076	29.78
OMAN	0	16,650	-	0	22,365	-
SYRIA ARAB REPUBLIC	174,374	302,458	73.45	925,743	864,133	-6.66
TURKEY	463,620	715,379	54.30	562,148	689,140	22.59
UNITED ARAB EMIRATES	1,297,588	1,561,248	20.32	1,618,508	1,539,269	-4.90
QATAR	26,668	111,487	318.06	40,573	132,269	226.00
BAHRAIN	109,257	201,095	84.06	158,881	194,451	22.39
CYPRUS	0	25,000	-	0	15,000	-
EGYPT	563,535	669,199	18.75	503,717	560,587	11.29
LIBYAN ARAB JAMAHIRIYA	71,280	161,507	126.58	49,872	200,987	303.01
MOROCCO	100,000	295,500	195.50	150,250	256,615	70.79
TUNISIA	52,000	26,000	-50.00	10,000	5,000	-50.00
ALGERIA	50,000	100,000	100.00	71,250	60,000	-15.79

TABEL 5. PERKEMBANGAN EKSPOR INDONESIA MENURUT KOMODITI DAN NEGARA TUJUAN

JENIS BARANG	BERAT BERSIH (KG)		PERUB	NILAI FOB (US \$)		PERUB
	JAN-JUN 2008	JAN-JUN 2009	%	JAN-JUN 2008	JAN-JUN 2009	%
(1)	(2)	(3)	(4)	(5)	(6)	(7)
SUDAN	37,006	30,482	-17.63	45,809	29,827	-34.89
MADAGASCAR	0	13	-	0	21	-
ANGOLA	12,500	104,000	732.00	13,125	79,680	507.09
NIGERIA	12,500	49,000	292.00	13,750	76,450	456.00
UGANDA	750	694	-7.47	2,060	1,670	-18.93
SOUTH AFRICA	1,807,814	1,029,271	-43.07	1,704,692	846,800	-50.33
MAURITIUS	50,455	41,391	-17.96	60,094	36,056	-40.00
AUSTRALIA	1,160,375	1,194,263	2.92	1,636,352	1,486,798	-9.14
NEW ZEALAND	127,443	160,853	26.22	158,302	167,668	5.92
MICRONESIA, FEDERATED STATES	80	0	-100.00	131	0	-100.00
NEW CALEDONIA	15,000	0	-100.00	18,000	0	-100.00
VANUATU	1,933	0	-100.00	2,244	0	-100.00
AMERICAN SAMOA	2,158	6,473	199.95	8,794	8,010	-8.92
FIJI	2,089	841	-59.74	3,221	1,208	-62.50
KIRIBATI	817	0	-100.00	1,760	0	-100.00
SAMOA	2,271	818	-63.98	5,206	1,880	-63.89
SOLOMON ISLANDS	38,406	0	-100.00	40,715	0	-100.00
TONGA	641	1,454	126.83	1,248	2,170	73.88
EAST TIMOR	58,043	21,631	-62.73	33,951	12,477	-63.25
UNITED STATES	44,036,004	32,750,001	-25.63	44,829,560	32,868,882	-26.68
CANADA	260,113	372,106	43.06	793,942	499,303	-37.11
MEXICO	599,819	233,775	-61.03	420,715	148,288	-64.75
PANAMA	49,630	31,672	-36.18	50,372	31,764	-36.94
SURINAME	0	1,993	-	0	2,154	-
CHILE	2,025,308	971,753	-52.02	1,502,031	719,023	-52.13
ARGENTINA	9,802,480	2,120,286	-78.37	7,161,780	1,618,175	-77.41
BRAZIL	364,900	1,053,719	188.77	407,215	871,195	113.94
BOLIVIA	0	12,500	-	0	10,625	-
URUGUAY	224,752	494,500	120.02	232,203	393,401	69.42
PARAGUAY	112,500	438,000	289.33	132,500	337,320	154.58
PERU	376,595	282,169	-25.07	263,208	154,875	-41.16
JAMAICA	72,500	0	-100.00	75,000	0	-100.00
PUERTO RICO	149,328	209,267	40.14	137,406	218,082	58.71
DOMINICAN REPUBLIC	0	12,500	-	0	10,000	-
COSTA RICA	92,540	38,750	-58.13	96,696	30,248	-68.72
CAPE VERDE	0	50,000	-	0	45,908	-
MARTINIQUE	0	58,298	-	0	88,207	-
GUADELOUPE	0	12,500	-	0	7,250	-
UNITED KINGDOM	3,110,873	1,656,405	-46.75	2,275,316	1,664,650	-26.84
NETHERLANDS	13,227,679	4,323,322	-67.32	7,445,196	3,638,597	-51.13
FRANCE	2,788,131	3,211,193	15.17	2,501,399	2,852,172	14.02
GERMANY, FED. REP. OF	20,409,811	10,943,127	-46.38	12,213,728	7,511,580	-38.50
AUSTRIA	2,862,417	828,936	-71.04	2,114,408	623,601	-70.51
BELGIUM	3,888,986	1,018,091	-73.82	3,640,498	1,294,683	-64.44
SWITZERLAND	49,249	142,452	189.25	39,098	404,564	934.74
DENMARK	627,971	311,815	-50.35	579,424	333,574	-42.43
NORWAY	514,142	447,700	-12.92	669,032	583,532	-12.78
SWEDEN	968,558	327,574	-66.18	759,831	274,275	-63.90
FINLAND	3,773,677	1,327,558	-64.82	3,002,608	1,291,739	-56.98
IRELAND	12,500	0	-100.00	11,875	0	-100.00
ITALY	4,356,159	2,084,208	-52.15	3,720,213	1,754,085	-52.85
SPAIN	17,281,555	10,472,172	-39.40	17,802,463	8,510,771	-52.19
PORTUGAL	406,520	142,750	-64.88	567,964	133,475	-76.50
GREECE	1,406,268	534,850	-61.97	1,027,714	445,089	-56.69
HUNGARY	13,000	190,680	1,366.77	20,540	152,530	642.60
POLAND	719,377	649,210	-9.75	781,111	546,338	-30.06
ROMANIA	680,177	229,164	-66.31	478,119	165,322	-65.42
BULGARIA	0	113,000	-	0	91,280	-
YUGOSLAVIA	185,866	0	-100.00	115,380	0	-100.00
ALBANIA	0	25,500	-	0	14,063	-
BELARUS	92,040	0	-100.00	68,640	0	-100.00
KAZAKHSTAN	25,000	0	-100.00	28,000	0	-100.00
UKRAINE	1,059,681	321,998	-69.61	844,478	253,941	-69.93
LITHUANIA	68,155	32,950	-51.65	70,232	14,500	-79.35
LATVIA	0	78,000	-	0	15,000	-
ESTONIA	128,720	34,872	-72.91	46,305	9,980	-78.45
GEORGIA	139,000	13,000	-90.65	81,250	2,500	-96.92
CROATIA	33,955	38,500	13.39	41,809	16,193	-61.27
BOSNIA AND HERZEGOVINA	44,500	0	-100.00	60,830	0	-100.00
SLOVENIA	180,850	12,500	-93.09	118,060	10,000	-91.53
CZECH REPUBLIC	24,494	24,475	-0.08	35,884	24,965	-30.43
RUSSIA FEDERATION	1,587,524	1,029,195	-35.17	1,439,598	619,406	-56.97
-MINUMAN OLAHAN	49,204,883	49,657,834	0.92	34,208,754	29,411,107	-14.02
JAPAN	9,757,403	9,110,757	-6.63	4,724,165	4,899,500	3.71

TABEL 5. PERKEMBANGAN EKSPOR INDONESIA MENURUT KOMODITI DAN NEGARA TUJUAN

JENIS BARANG	BERAT BERSIH (KG)		PERUB	NILAI FOB (US \$)		PERUB
	JAN-JUN 2008	JAN-JUN 2009	%	JAN-JUN 2008	JAN-JUN 2009	%
(1)	(2)	(3)	(4)	(5)	(6)	(7)
HONG KONG	1,674,608	2,879,132	71.93	1,731,112	2,761,159	59.50
KOREA, REPUBLIC OF	28,927	36,763	27.09	42,323	77,850	83.94
TAIWAN	1,035,503	641,661	-38.03	848,969	574,327	-32.35
CHINA	56,117	15,136	-73.03	44,689	65,821	47.29
MONGOLIA	28,165	0	-100.00	21,256	0	-100.00
PAPUA NEW GUINEA	277,893	538,847	93.90	2,848,030	210,295	-92.62
THAILAND	1,504,626	814,241	-45.88	1,012,396	542,188	-46.45
SINGAPORE	13,661,701	9,687,197	-29.09	6,099,751	4,437,460	-27.25
PHILIPPINES	1,186,882	1,990,950	67.75	731,002	1,222,338	67.21
MALAYSIA	2,461,538	2,456,738	-0.20	4,356,818	2,798,175	-35.77
CAMBODIA	194,872	84,872	-56.45	263,795	62,286	-76.39
BRUNEI DARUSSALAM	872,265	1,193,653	36.85	723,048	630,255	-12.83
VIET NAM	1,067,124	1,258,706	17.95	1,993,181	1,845,181	-7.43
MALDIVES	171,670	64,016	-62.71	154,910	66,010	-57.39
INDIA	5,191	256,396	40,839.24	10,867	153,321	1,310.89
PAKISTAN	5,196	24,363	368.88	3,000	8,968	198.93
BANGLADESH	6,570	0	-100.00	3,589	0	-100.00
SRI LANKA	37,600	0	-100.00	32,953	0	-100.00
SAUDI ARABIA	281,465	233,737	-16.96	86,557	62,492	-27.80
JORDAN	22,162	9,302	-58.03	58,567	10,637	-81.84
YEMEN	14,780	0	-100.00	3,695	0	-100.00
OMAN	91,378	0	-100.00	59,813	0	-100.00
UNITED ARAB EMIRATES	3,985,072	6,128,672	53.79	2,948,018	4,519,431	53.30
QATAR	28,208	18,266	-35.25	136,253	6,528	-95.21
EGYPT	117,085	29,199	-75.06	53,577	17,303	-67.70
LIBYAN ARAB JAMAHIRIYA	16,735	21,716	29.76	90,448	75,994	-15.98
ALGERIA	0	62,180	-	0	37,800	-
SUDAN	0	17,680	-	0	14,275	-
TANZANIA, UNITED REPUBLIC OF	0	12,000	-	0	1,570	-
MADAGASCAR	0	453	-	0	120	-
KENYA	0	31,980	-	0	18,867	-
MOZAMBIQUE	0	136	-	0	72	-
TOGO	35,864	0	-100.00	27,000	0	-100.00
GHANA	35,328	12,800	-63.77	28,750	12,080	-57.98
GUINEA	0	18,152	-	0	4,580	-
SIERRA LEONE	17,664	13,094	-25.87	13,800	14,490	5.00
COTE D'IVOIRE	5,570	0	-100.00	3,220	0	-100.00
BENIN	68,477	35,351	-48.38	50,550	28,290	-44.04
GAMBIA	1,796	909	-49.39	3,403	2,184	-35.82
SEYCHELLES	0	1,856	-	0	5,486	-
UGANDA	68	0	-100.00	215	0	-100.00
SOUTH AFRICA	35,866	0	-100.00	27,004	0	-100.00
MAURITIUS	110	40,016	36,278.18	709	31,895	4,398.59
AUSTRALIA	4,283,282	2,019,536	-52.85	3,114,008	1,107,922	-64.42
NEW ZEALAND	4,393	4,707	7.15	14,793	13,586	-8.16
MICRONESIA, FEDERATED STATES	0	459	-	0	666	-
GUAM	9,568	0	-100.00	10,800	0	-100.00
NORTHERN MARIANA ISLANDS	0	2,106	-	0	6,123	-
VANUATU	97,480	47,433	-51.34	21,603	11,078	-48.72
AMERICAN SAMOA	66,766	83,872	25.62	27,174	52,206	92.12
FIJI	357	6,282	1,659.66	500	2,814	462.80
MARSHALL ISLANDS	17,957	0	-100.00	2,085	0	-100.00
SAMOA	3,041	0	-100.00	4,235	0	-100.00
SOLOMON ISLANDS	187,718	258,790	37.86	39,730	109,010	174.38
TONGA	84,738	13,291	-84.32	55,174	11,983	-78.28
EAST TIMOR	4,024,022	8,821,765	119.23	753,516	2,399,025	218.38
UNITED STATES	84,076	479,563	470.39	30,034	191,313	536.99
CANADA	3,065	506	-83.49	9,695	600	-93.81
SURINAME	0	63	-	0	300	-
UNITED KINGDOM	9,564	2,652	-72.27	10,020	857	-91.45
NETHERLANDS	245,980	167,672	-31.84	494,266	272,288	-44.91
GERMANY, FED. REP. OF	1,197	184	-84.63	35,379	432	-98.78
AUSTRIA	0	1,226	-	0	2,066	-
NORWAY	11,520	0	-100.00	11,952	0	-100.00
SWEDEN	1,119,250	0	-100.00	314,873	0	-100.00
IRELAND	175	75	-57.14	91	53	-41.76
PORTUGAL	159,255	0	-100.00	21,393	0	-100.00
MONTERRAT	0	6,725	-	0	9,557	-
-ROKOK DAN TEMBAKAU OLAHAN	43,585,665	38,285,831	-12.16	216,937,260	234,760,380	8.22
JAPAN	91,913	65,686	-28.53	1,026,997	710,321	-30.84
HONG KONG	7,866	25,226	220.70	46,579	149,093	220.09
KOREA, REPUBLIC OF	1,629	4,815	195.58	13,422	29,183	117.43
TAIWAN	5,552	7,201	29.70	39,099	54,674	39.83
CHINA	29,348	5,850	-80.07	226,264	30,860	-86.36

TABEL 5. PERKEMBANGAN EKSPOR INDONESIA MENURUT KOMODITI DAN NEGARA TUJUAN

JENIS BARANG	BERAT BERSIH (KG)		PERUB	NILAI FOB (US \$)		PERUB
	JAN-JUN 2008	JAN-JUN 2009	%	JAN-JUN 2008	JAN-JUN 2009	%
(1)	(2)	(3)	(4)	(5)	(6)	(7)
MACAU	47,000	936	-98.01	211,910	12,641	-94.03
THAILAND	4,251,771	3,059,936	-28.03	17,448,135	15,802,709	-9.43
SINGAPORE	5,893,260	3,233,102	-45.14	51,490,934	31,851,421	-38.14
PHILIPPINES	490,498	432,138	-11.90	3,098,951	3,581,885	15.58
MALAYSIA	5,285,301	6,454,983	22.13	38,370,886	54,408,452	41.80
CAMBODIA	13,571,810	14,076,463	3.72	54,867,766	71,061,947	29.51
BRUNEI DARUSSALAM	45,392	15,598	-65.64	416,515	122,205	-70.66
LAO PEOPLE'S DEMOCRATIC REPUB	169	0	-100.00	1,212	0	-100.00
VIET NAM	1,066,816	858,308	-19.54	8,147,530	7,852,331	-3.62
INDIA	3,230	8,675	168.58	4,905	83,753	1,607.50
PAKISTAN	715	56	-92.17	3,386	810	-76.08
SRI LANKA	18,814	0	-100.00	258,502	0	-100.00
IRAN (ISLAMIC REPUBLIC OF)	11,034	0	-100.00	119,127	0	-100.00
SAUDI ARABIA	89,242	121,229	35.84	1,034,322	1,710,316	65.36
JORDAN	143,785	72,700	-49.44	568,047	306,876	-45.98
LEBANON	18,985	92,416	386.78	74,940	364,800	386.79
SYRIA ARAB REPUBLIC	742	0	-100.00	5,712	0	-100.00
TURKEY	944,040	471,096	-50.10	3,777,600	1,948,716	-48.41
UNITED ARAB EMIRATES	362,839	121,009	-66.65	1,537,487	698,982	-54.54
QATAR	2,576	2,485	-3.53	24,277	22,240	-8.39
BAHRAIN	946	1,496	58.14	18,852	17,297	-8.25
CYPRUS	2,111	0	-100.00	38,640	0	-100.00
EGYPT	287,999	360,787	25.27	487,000	810,243	66.37
MOROCCO	0	71,280	-	0	220,968	-
TUNISIA	19,805	0	-100.00	41,789	0	-100.00
KENYA	134,318	39,599	-70.52	384,358	232,068	-39.62
NIGERIA	11	99,000	899,900.00	60	569,250	948,650.00
SENEGAL	0	60,023	-	0	93,036	-
SOUTH AFRICA	325	384,878	118,324.00	3,825	1,920,390	50,106.27
MAURITIUS	0	1,054	-	0	16,200	-
AUSTRALIA	457,488	461,212	0.81	1,951,516	1,364,244	-30.09
VANUATU	0	1,746	-	0	10,937	-
EAST TIMOR	101,914	194,521	90.87	1,309,669	2,511,586	91.77
UNITED STATES	3,335,198	2,610,174	-21.74	9,162,785	9,334,863	1.88
CANADA	1,299	1,713	31.87	23,290	31,296	34.38
MEXICO	89	0	-100.00	487	0	-100.00
HONDURAS	0	18,000	-	0	135,685	-
NICARAGUA	18,021	18,026	0.03	57,561	92,885	61.37
PANAMA	7,175	0	-100.00	24,600	0	-100.00
CHILE	0	2,100	-	0	23,700	-
ARGENTINA	0	617	-	0	6,008	-
BRAZIL	51,529	218,358	323.76	311,946	1,212,033	288.54
COLOMBIA	960	0	-100.00	14,573	0	-100.00
BOLIVIA	4,513	5,178	14.74	47,585	59,750	25.56
PARAGUAY	301,093	242,920	-19.32	2,037,584	2,679,631	31.51
PERU	746	0	-100.00	5,850	0	-100.00
PUERTO RICO	288,000	432,000	50.00	371,736	839,265	125.77
DOMINICAN REPUBLIC	0	102	-	0	666	-
ARUBA	143	143	0.00	605	605	0.00
NETHERLANDS ANTILLES	96	0	-100.00	403	0	-100.00
NORFOLK ISLANDS	118,800	0	-100.00	5,940	0	-100.00
UNITED KINGDOM	54,043	115,608	113.92	153,913	657,714	327.33
NETHERLANDS	327,017	221,408	-32.29	2,278,263	1,533,210	-32.70
FRANCE	335,819	618,109	84.06	270,182	2,981,850	1,003.64
GERMANY, FED. REP. OF	547,139	670,626	22.57	2,102,087	4,142,584	97.07
AUSTRIA	2,612	793	-69.64	25,090	12,900	-48.59
BELGIUM	2,059,141	1,192,941	-42.07	6,965,681	7,581,184	8.84
SWITZERLAND	70,275	7,712	-89.03	150,479	26,360	-82.48
DENMARK	263,629	122,598	-53.50	1,572,639	1,119,988	-28.78
NORWAY	59	0	-100.00	2,267	0	-100.00
SWEDEN	52,094	67,795	30.14	369,973	366,948	-0.82
ITALY	791,099	57,729	-92.70	2,213,098	134,500	-93.92
SPAIN	37,987	21,316	-43.89	248,230	304,567	22.70
GREECE	87	0	-100.00	619	0	-100.00
HUNGARY	924	39,467	4,171.32	14,924	232,526	1,458.07
POLAND	21,155	159,998	656.31	34,898	924,083	2,547.95
ROMANIA	1,386	61,048	4,304.62	22,680	361,764	1,495.08
BELARUS	0	40,002	-	0	34,802	-
UKRAINE	53,552	35,340	-34.01	58,371	117,217	100.81
LITHUANIA	140,000	0	-100.00	56,000	0	-100.00
CZECH REPUBLIC	1,676	2,244	33.89	17,878	20,693	15.75
RUSSIA FEDERATION	1,309,065	496,262	-62.09	1,264,829	1,220,669	-3.49
-DAGING TERNAK	2,409,900	2,295,652	-4.74	10,206,434	9,702,147	-4.94
JAPAN	35,122	1,403	-96.01	118,064	27,413	-76.78

TABEL 5. PERKEMBANGAN EKSPOR INDONESIA MENURUT KOMODITI DAN NEGARA TUJUAN

JENIS BARANG	BERAT BERSIH (KG)		PERUB	NILAI FOB (US \$)		PERUB
	JAN-JUN 2008	JAN-JUN 2009	%	JAN-JUN 2008	JAN-JUN 2009	%
(1)	(2)	(3)	(4)	(5)	(6)	(7)
HONG KONG	109,926	166,628	51.58	264,776	140,678	-46.87
KOREA, REPUBLIC OF	28,897	8,591	-70.27	180,990	40,250	-77.76
TAIWAN	1,000	5,700	470.00	2,000	3,192	59.60
CHINA	0	58,201	-	0	47,329	-
SINGAPORE	13,570	1,602	-88.19	24,934	5,242	-78.98
MALAYSIA	32,520	21,830	-32.87	22,501	21,003	-6.66
VIET NAM	0	4,800	-	0	4,800	-
AUSTRALIA	10	0	-100.00	14	0	-100.00
MICRONESIA, FEDERATED STATES	0	397	-	0	624	-
CANADA	21,648	20,244	-6.49	109,498	114,510	4.58
UNITED KINGDOM	0	6,674	-	0	46,587	-
NETHERLANDS	496,234	17,250	-96.52	2,187,667	70,225	-96.79
FRANCE	307,209	339,077	10.37	1,410,212	1,677,409	18.95
BELGIUM	1,291,048	1,620,943	25.55	5,556,908	7,398,601	33.14
SWITZERLAND	33,352	22,312	-33.10	153,567	104,284	-32.09
SPAIN	31,624	0	-100.00	134,971	0	-100.00
CROATIA	7,740	0	-100.00	40,332	0	-100.00
-DAGING UNGGAS	80,000	14	-99.98	85,500	1,200	-98.60
VIET NAM	80,000	0	-100.00	85,500	0	-100.00
UNITED STATES	0	14	-	0	1,200	-
-IKAN OLAHAN	98,599,017	102,141,571	3.59	381,938,106	412,802,337	8.08
JAPAN	16,035,787	16,714,958	4.24	63,906,126	77,012,389	20.51
HONG KONG	1,021,518	783,322	-23.32	5,810,163	5,319,631	-8.44
KOREA, REPUBLIC OF	4,212,158	4,830,175	14.67	9,158,238	7,759,539	-15.27
TAIWAN	2,134,004	1,760,725	-17.49	3,468,873	1,948,512	-43.83
CHINA	573,184	597,525	4.25	369,325	1,230,760	233.25
THAILAND	3,208,625	3,941,444	22.84	2,807,425	4,914,131	75.04
SINGAPORE	4,312,386	3,766,562	-12.66	7,990,263	7,621,876	-4.61
PHILIPPINES	74,137	140,637	89.70	111,306	114,492	2.86
MALAYSIA	3,388,748	2,598,741	-23.31	6,532,180	3,924,982	-39.91
CAMBODIA	60,011	0	-100.00	18,037	0	-100.00
BRUNEI DARUSSALAM	3,990	0	-100.00	4,800	0	-100.00
VIET NAM	596,440	438,120	-26.54	2,082,162	751,172	-63.92
MALDIVES	2,215	165	-92.55	4,617	293	-93.65
INDIA	0	7,326	-	0	2,930	-
PAKISTAN	0	47,656	-	0	112,628	-
SRI LANKA	2,576,195	2,451,747	-4.83	2,247,979	2,459,083	9.39
IRAN (ISLAMIC REPUBLIC OF)	0	321	-	0	585	-
SAUDI ARABIA	2,200,101	2,164,940	-1.60	8,353,884	8,784,775	5.16
ISRAEL	214,817	61,776	-71.24	437,881	220,403	-49.67
KUWAIT	100	74,431	74,331.00	1,330	213,805	15,975.56
JORDAN	660,234	999,682	51.41	2,223,101	3,189,606	43.48
LEBANON	52,223	7,803	-85.06	231,719	25,520	-88.99
YEMEN	674,030	1,405,463	108.52	1,837,286	4,229,806	130.22
OMAN	50,000	0	-100.00	48,000	0	-100.00
SYRIA ARAB REPUBLIC	57,000	171,189	200.33	113,733	385,085	238.59
TURKEY	6,808	368	-94.59	42,408	741	-98.25
UNITED ARAB EMIRATES	137,700	70,164	-49.05	411,050	472,828	15.03
QATAR	1,090	1,474	35.23	3,052	4,303	40.99
CYPRUS	7,222	6,311	-12.61	19,941	19,368	-2.87
EGYPT	0	591,671	-	0	1,827,604	-
LIBYAN ARAB JAMAHIRIYA	1,519,466	1,646,750	8.38	4,987,277	5,797,440	16.24
MOROCCO	56,266	95,748	70.17	100,479	150,655	49.94
TUNISIA	59,783	0	-100.00	184,132	0	-100.00
ALGERIA	52,000	98,980	90.35	158,150	248,382	57.05
SUDAN	19,000	0	-100.00	39,786	0	-100.00
NAMIBIA	115,677	0	-100.00	145,553	0	-100.00
TANZANIA, UNITED REPUBLIC OF	33,350	68,944	106.73	33,500	80,920	141.55
MADAGASCAR	31,000	16,153	-47.89	49,800	28,155	-43.46
REUNION	79,333	55,051	-30.61	315,796	284,884	-9.79
MOZAMBIQUE	0	110,850	-	0	140,938	-
BOTSWANA	0	15,500	-	0	20,500	-
EQUATORIAL GUINEA	77,500	93,000	20.00	124,500	159,800	28.35
TOGO	140,310	121,560	-13.36	208,660	249,620	19.63
GHANA	1,520,880	1,260,334	-17.13	1,811,720	1,886,611	4.13
LIBERIA	85,000	80,408	-5.40	164,480	120,981	-26.45
ANGOLA	327,356	758,659	131.75	469,422	825,258	75.80
CONGO	64,500	118,500	83.72	118,400	264,832	123.68
CAMEROON	388,045	594,864	53.30	628,285	1,022,228	62.70
NIGERIA	220,498	265,459	20.39	400,754	538,824	34.45
SIERRA LEONE	77,500	0	-100.00	114,400	0	-100.00
GABON	134,234	74,318	-44.64	177,861	131,735	-25.93
COTE D'IVOIRE	223,724	138,744	-37.98	409,424	239,386	-41.53

TABEL 5. PERKEMBANGAN EKSPOR INDONESIA MENURUT KOMODITI DAN NEGARA TUJUAN

JENIS BARANG	BERAT BERSIH (KG)		PERUB	NILAI FOB (US \$)		PERUB
	JAN-JUN 2008	JAN-JUN 2009	%	JAN-JUN 2008	JAN-JUN 2009	%
	(1)	(2)	(3)	(4)	(5)	(6)
SENEGAL	15,042	0	-100.00	31,130	0	-100.00
MAURITANIA	18,000	0	-100.00	40,320	0	-100.00
BENIN	434,000	18,000	-95.85	454,960	45,360	-90.03
GAMBIA	0	37,800	-	0	75,600	-
SOUTH AFRICA	300,206	615,988	105.19	591,947	1,212,705	104.87
ZIMBABWE	31,000	46,499	50.00	49,200	81,922	66.51
MALAWI	30,998	123,998	300.02	34,674	163,000	370.09
COMOROS	35,500	18,000	-49.30	95,000	46,080	-51.49
MAURITIUS	105,550	16,278	-84.58	148,250	34,266	-76.89
AUSTRALIA	959,491	1,294,462	34.91	3,973,223	8,153,896	105.22
NEW ZEALAND	24,293	25,541	5.14	96,180	87,261	-9.27
NEW CALEDONIA	0	1,065	-	0	3,678	-
VANUATU	0	17,799	-	0	19,115	-
BRITISH INDIAN OCEAN TERRITORY	19,000	0	-100.00	40,104	0	-100.00
SAMOA	109,752	215,322	96.19	120,200	231,948	92.97
EAST TIMOR	445,282	556,213	24.91	492,299	745,410	51.41
UNITED STATES	31,927,082	31,968,945	0.13	187,670,288	188,164,767	0.26
CANADA	910,716	504,591	-44.59	4,194,860	2,639,340	-37.08
MEXICO	432,460	349,676	-19.14	1,376,826	1,168,792	-15.11
CHILE	0	17,289	-	0	25,425	-
TRINIDAD AND TOBAGO	0	100,000	-	0	108,696	-
BAHAMAS	0	18,831	-	0	41,171	-
PUERTO RICO	273,266	333,735	22.13	1,467,421	2,062,780	40.57
DOMINICAN REPUBLIC	69,198	62,176	-10.15	150,190	67,081	-55.34
EL SALVADOR	30,999	0	-100.00	38,200	0	-100.00
MARTINIQUE	0	46,967	-	0	167,148	-
NETHERLANDS ANTILLES	7,982	22,880	186.64	33,183	139,620	320.76
UNITED KINGDOM	1,729,599	1,888,719	9.20	8,144,846	9,789,127	20.19
NETHERLANDS	3,098,612	3,139,660	1.32	12,847,957	15,121,546	17.70
FRANCE	760,219	707,438	-6.94	1,743,853	2,114,795	21.27
GERMANY, FED. REP. OF	4,782,667	6,292,307	31.56	13,331,280	19,415,890	45.64
AUSTRIA	16,368	823	-94.97	27,020	1,231	-95.44
BELGIUM	1,777,022	1,861,453	4.75	8,513,101	9,410,366	10.54
SWITZERLAND	28	414	1,378.57	64	1,887	2,848.44
DENMARK	56,662	16,221	-71.37	240,399	36,805	-84.69
NORWAY	0	609	-	0	907	-
SWEDEN	128,471	27,690	-78.45	327,345	229,458	-29.90
IRELAND	216,018	17,567	-91.87	1,557,985	37,825	-97.57
ITALY	329,336	459,383	39.49	803,391	1,594,098	98.42
SPAIN	185,525	52,490	-71.71	767,409	237,218	-69.09
PORTUGAL	24,622	60,000	143.68	9,410	217,200	2,208.18
GREECE	45,921	43,176	-5.98	180,737	160,756	-11.06
DEMOCRATIC REPUBLIC OF THE CC	532,054	1,209,002	127.23	785,464	1,770,460	125.40
HUNGARY	0	883	-	0	1,597	-
POLAND	53,779	22,786	-57.63	149,622	104,375	-30.24
BULGARIA	237,459	174,300	-26.60	620,153	571,480	-7.85
ALBANIA	0	30,690	-	0	82,980	-
UKRAINE	47,922	1,612	-96.64	79,866	5,410	-93.23
LITHUANIA	0	8,471	-	0	113,659	-
CROATIA	129,922	97,462	-24.98	389,566	334,885	-14.04
MALTA	0	14,580	-	0	42,165	-
SLOVAKIA	22,499	0	-100.00	11,725	0	-100.00
SLOVENIA	155,944	155,893	-0.03	401,620	436,914	8.79
CZECH REPUBLIC	0	14,187	-	0	89,711	-
RUSSIA FEDERATION	602,406	183,182	-69.59	1,029,580	656,535	-36.23
-BERAS GILING	260,671	2,059,879	690.22	206,753	1,509,233	629.97
JAPAN	348	0	-100.00	357	0	-100.00
HONG KONG	16,173	207	-98.72	34,210	313	-99.09
KOREA, REPUBLIC OF	0	25	-	0	30	-
TAIWAN	43,200	92,400	113.89	37,368	64,680	73.09
CHINA	0	16	-	0	1	-
SINGAPORE	92,500	155,000	67.57	69,154	106,209	53.58
MALAYSIA	107,720	9,163	-91.49	64,950	2,798	-95.69
SAUDI ARABIA	730	1,278	75.07	714	810	13.45
SYRIA ARAB REPUBLIC	0	230,000	-	0	138,000	-
TURKEY	0	1,100,000	-	0	862,800	-
KENYA	0	45,000	-	0	21,645	-
AUSTRALIA	0	63,005	-	0	47,716	-
NEW ZEALAND	0	163,660	-	0	132,073	-
PUERTO RICO	0	200,000	-	0	132,000	-
ITALY	0	125	-	0	158	-
-KOPI OLAHAN	57,820	56,691	-1.95	178,067	171,166	-3.88
JAPAN	1	38	3,700.00	2	866	43,200.00

TABEL 5. PERKEMBANGAN EKSPOR INDONESIA MENURUT KOMODITI DAN NEGARA TUJUAN

JENIS BARANG	BERAT BERSIH (KG)		PERUB	NILAI FOB (US \$)		PERUB
	JAN-JUN 2008	JAN-JUN 2009	%	JAN-JUN 2008	JAN-JUN 2009	%
(1)	(2)	(3)	(4)	(5)	(6)	(7)
TAIWAN	18,000	0	-100.00	55,375	0	-100.00
SINGAPORE	9	54,000	599,900.00	80	166,250	207,712.50
MALAYSIA	15,000	2,605	-82.63	43,635	3,882	-91.10
LEBANON	8,310	0	-100.00	22,050	0	-100.00
UNITED STATES	0	48	-	0	168	-
BELGIUM	16,500	0	-100.00	56,925	0	-100.00
-TEH OLAHAN	7,233,891	4,034,566	-44.23	17,530,593	11,448,052	-34.70
JAPAN	110,720	95,677	-13.59	234,608	265,379	13.12
HONG KONG	770	2,640	242.86	4,819	6,303	30.79
KOREA, REPUBLIC OF	3,687	522	-85.84	9,705	1,538	-84.15
TAIWAN	337,583	281,303	-16.67	697,599	650,099	-6.81
CHINA	108,141	87,900	-18.72	106,914	86,325	-19.26
MONGOLIA	8,760	12,112	38.26	47,181	63,885	35.40
THAILAND	87,256	24,399	-72.04	355,921	52,321	-85.30
SINGAPORE	188,068	265,191	41.01	770,460	935,733	21.45
PHILIPPINES	149,051	25,064	-83.18	662,566	178,117	-73.12
MALAYSIA	949,014	558,179	-41.18	2,486,880	1,716,896	-30.96
CAMBODIA	4,468	479	-89.28	21,540	2,548	-88.17
BRUNEI DARUSSALAM	5,213	0	-100.00	2,776	0	-100.00
VIET NAM	214,401	117,872	-45.02	942,674	558,991	-40.70
INDIA	204,000	59,187	-70.99	178,200	84,508	-52.58
PAKISTAN	553,917	397,791	-28.19	944,916	752,693	-20.34
SRI LANKA	110,808	0	-100.00	188,719	0	-100.00
AFGHANISTAN	193,017	12,839	-93.35	280,756	17,910	-93.62
IRAN (ISLAMIC REPUBLIC OF)	100,140	89,340	-10.78	176,777	134,524	-23.90
SAUDI ARABIA	86,378	23,827	-72.42	235,153	145,233	-38.24
YEMEN	50,400	0	-100.00	62,359	0	-100.00
TURKEY	0	10,000	-	0	12,500	-
UNITED ARAB EMIRATES	244,300	27,177	-88.88	292,672	37,128	-87.31
QATAR	0	1,553	-	0	549	-
EGYPT	82,660	30,000	-63.71	130,064	36,100	-72.24
KENYA	1	0	-100.00	2	0	-100.00
AUSTRALIA	1,140,184	948,319	-16.83	4,863,932	3,619,059	-25.59
NEW ZEALAND	274,053	280,624	2.40	1,015,277	926,157	-8.78
SAMOA	539	0	-100.00	3,510	0	-100.00
SOLOMON ISLANDS	2,428	0	-100.00	8,085	0	-100.00
EAST TIMOR	9,769	9,761	-0.08	16,241	14,331	-11.76
UNITED STATES	787,022	12,441	-98.42	930,770	39,279	-95.78
CANADA	184,800	438	-99.76	177,691	1,452	-99.18
SURINAME	423	3,240	665.96	1,656	16,884	919.57
CHILE	0	10,000	-	0	13,500	-
BRAZIL	536	815	52.05	7,203	32,330	348.84
PUERTO RICO	540	0	-100.00	913	0	-100.00
UNITED KINGDOM	233,693	231,758	-0.83	356,276	407,928	14.50
NETHERLANDS	81,570	17,973	-77.97	113,755	23,355	-79.47
GERMANY, FED. REP. OF	143,833	201,611	40.17	174,884	241,156	37.89
AUSTRIA	0	764	-	0	1,475	-
SWITZERLAND	0	20,196	-	0	58,651	-
SWEDEN	181	0	-100.00	92	0	-100.00
POLAND	132,847	103,798	-21.87	446,573	166,214	-62.78
KYRGYZSTAN	24,480	0	-100.00	34,272	0	-100.00
UKRAINE	60,000	0	-100.00	86,940	0	-100.00
RUSSIA FEDERATION	364,240	69,776	-80.84	459,262	147,001	-67.99
-GULA PASIR	299,925	348,293	16.13	283,888	268,450	-5.44
JAPAN	31,746	20,400	-35.74	41,228	14,056	-65.91
HONG KONG	7,656	10,327	34.89	14,708	17,269	17.41
KOREA, REPUBLIC OF	0	255	-	0	753	-
TAIWAN	16	303	1,793.75	46	326	608.70
SINGAPORE	2,053	49,092	2,291.23	2,795	20,641	638.50
MALAYSIA	128,744	156,986	21.94	30,240	31,468	4.06
SAUDI ARABIA	1,500	5,105	240.33	892	6,800	662.33
JORDAN	1,427	0	-100.00	3,012	0	-100.00
AUSTRALIA	16,322	13,319	-18.40	87,119	33,943	-61.04
TONGA	45	0	-100.00	36	0	-100.00
UNITED STATES	7,919	16,119	103.55	21,554	64,625	199.83
CANADA	98,978	75,610	-23.61	77,753	75,944	-2.33
NETHERLANDS	3,519	777	-77.92	4,505	2,625	-41.73
-GULA LAINNYA	5,711,622	7,875,375	37.88	3,777,898	5,143,477	36.15
JAPAN	1,922	3,508	82.52	2,791	4,842	73.49
HONG KONG	45,046	16,517	-63.33	56,024	15,935	-71.56
KOREA, REPUBLIC OF	58,760	202,780	245.10	42,093	212,275	404.30
CHINA	815,680	1,644	-99.80	457,627	2,137	-99.53

TABEL 5. PERKEMBANGAN EKSPOR INDONESIA MENURUT KOMODITI DAN NEGARA TUJUAN

JENIS BARANG	BERAT BERSIH (KG)		PERUB	NILAI FOB (US \$)		PERUB
	JAN-JUN 2008	JAN-JUN 2009	%	JAN-JUN 2008	JAN-JUN 2009	%
(1)	(2)	(3)	(4)	(5)	(6)	(7)
PAPUA NEW GUINEA	17,557	4,727	-73.08	17,449	2,805	-83.92
THAILAND	330,556	28,000	-91.53	180,864	29,099	-83.91
SINGAPORE	780,701	542,193	-30.55	633,882	504,623	-20.39
PHILIPPINES	29	30	3.45	2,534	2,534	0.00
MALAYSIA	230,876	222,192	-3.76	252,845	196,129	-22.43
BRUNEI DARUSSALAM	4,091	0	-100.00	11,025	0	-100.00
VIET NAM	1,690,961	1,943,919	14.96	962,754	945,940	-1.75
MALDIVES	44,037	864	-98.04	14,596	1,853	-87.30
INDIA	9,395	5,028	-46.48	15,268	9,026	-40.88
PAKISTAN	2,150	2,500	16.28	4,051	1,925	-52.48
BANGLADESH	0	40,600	-	0	18,035	-
IRAN (ISLAMIC REPUBLIC OF)	0	204,000	-	0	75,020	-
SAUDI ARABIA	15,480	5,967	-61.45	12,572	4,780	-61.98
ISRAEL	0	118,326	-	0	74,321	-
JORDAN	0	203	-	0	1,727	-
SYRIA ARAB REPUBLIC	49,517	0	-100.00	28,080	0	-100.00
TURKEY	125,844	55,500	-55.90	69,251	30,038	-56.62
KENYA	0	24,000	-	0	9,840	-
TOGO	0	96,000	-	0	39,920	-
BENIN	0	1,958	-	0	675	-
SEYCHELLES	0	303	-	0	680	-
SOUTH AFRICA	50,933	118,300	132.27	30,216	50,798	68.12
AUSTRALIA	149,302	75,307	-49.56	101,970	59,678	-41.47
NEW ZEALAND	136,867	265,747	94.16	101,103	163,706	61.92
VANUATU	7,239	0	-100.00	11,425	0	-100.00
AMERICAN SAMOA	2,018	0	-100.00	2,716	0	-100.00
COOK ISLANDS	0	3,435	-	0	4,598	-
SAMOA	479	0	-100.00	1,540	0	-100.00
TONGA	1,114	0	-100.00	1,099	0	-100.00
EAST TIMOR	0	5,445	-	0	9,140	-
UNITED STATES	510,547	2,873,856	462.90	406,428	2,014,006	395.54
CANADA	25,121	135,328	438.70	13,775	80,093	481.44
GUATEMALA	0	48,000	-	0	21,292	-
SURINAME	204	0	-100.00	800	0	-100.00
BRAZIL	0	18,500	-	0	9,138	-
UNITED KINGDOM	51,000	30,750	-39.71	27,904	20,197	-27.62
NETHERLANDS	35,225	421,734	1,097.26	34,815	298,839	758.36
GERMANY, FED. REP. OF	0	39	-	0	156	-
SWITZERLAND	130	0	-100.00	295	0	-100.00
NORWAY	259,000	280,149	8.17	146,603	173,927	18.64
FINLAND	0	207	-	0	1,840	-
ITALY	0	280	-	0	60	-
SPAIN	259,841	16,489	-93.65	133,503	8,700	-93.48
PORTUGAL	0	61,050	-	0	43,150	-
-MAKANAN OLAHAN LAINNYA	176,247,155	168,060,238	-4.65	331,906,385	360,181,071	8.52
JAPAN	4,617,098	2,838,137	-38.53	10,916,488	10,363,291	-5.07
HONG KONG	3,966,337	4,804,354	21.13	20,942,359	28,216,438	34.73
KOREA, DEMOCRATIC PEOPLE'S RE	0	12,042	-	0	12,711	-
KOREA, REPUBLIC OF	3,400,952	2,749,164	-19.16	5,081,954	4,690,383	-7.71
TAIWAN	10,618,958	9,612,274	-9.48	15,466,648	15,114,603	-2.28
CHINA	1,977,861	2,486,241	25.70	4,510,163	5,414,222	20.04
MONGOLIA	17,995	0	-100.00	12,088	0	-100.00
MACAU	12,347	21,847	76.94	376,368	153,869	-59.12
PAPUA NEW GUINEA	1,135,613	1,805,452	58.98	1,765,531	5,026,286	184.69
THAILAND	5,705,469	7,006,437	22.80	11,627,486	14,945,372	28.53
SINGAPORE	8,050,491	7,126,316	-11.48	45,082,765	51,319,928	13.83
PHILIPPINES	19,062,190	20,970,069	10.01	30,013,646	36,745,556	22.43
MALAYSIA	30,415,415	30,397,616	-0.06	43,343,626	41,376,934	-4.54
MYANMAR (FORM. BURMA)	117,786	66,695	-43.38	205,811	181,587	-11.77
CAMBODIA	23,763	98,936	316.34	50,061	616,403	1,131.30
BRUNEI DARUSSALAM	1,680,797	1,690,102	0.55	3,055,225	2,892,635	-5.32
LAO PEOPLE'S DEMOCRATIC REPUE	27,300	6,000	-78.02	235,420	17,025	-92.77
NEPAL	43,253	0	-100.00	63,984	0	-100.00
VIET NAM	6,583,974	5,870,255	-10.84	14,348,420	13,435,042	-6.37
MALDIVES	610,500	484,401	-20.66	1,055,156	831,745	-21.17
INDIA	929,299	944,119	1.59	1,440,261	1,543,274	7.15
PAKISTAN	722,094	513,705	-28.86	1,618,411	1,640,097	1.34
BANGLADESH	332,382	414,056	24.57	504,247	784,964	55.67
SRI LANKA	149,518	115,978	-22.43	255,612	152,950	-40.16
AFGHANISTAN	62,137	103,816	67.08	146,379	424,616	190.08
IRAQ	0	20,088	-	0	27,551	-
IRAN (ISLAMIC REPUBLIC OF)	5,081	33,098	551.41	15,445	94,251	510.24
SAUDI ARABIA	6,255,716	8,701,920	39.10	12,481,359	23,841,487	91.02
ISRAEL	458,830	730,613	59.23	692,330	947,769	36.90

TABEL 5. PERKEMBANGAN EKSPOR INDONESIA MENURUT KOMODITI DAN NEGARA TUJUAN

JENIS BARANG	BERAT BERSIH (KG)		PERUB	NILAI FOB (US \$)		PERUB
	JAN-JUN 2008	JAN-JUN 2009	%	JAN-JUN 2008	JAN-JUN 2009	%
(1)	(2)	(3)	(4)	(5)	(6)	(7)
KUWAIT	299,891	321,053	7.06	640,914	812,207	26.73
JORDAN	2,143,332	1,374,094	-35.89	3,794,584	2,610,373	-31.21
LEBANON	154,305	345,830	124.12	358,143	700,643	95.63
YEMEN	257,849	394,508	53.00	345,539	717,063	107.52
OMAN	71,109	87,893	23.60	118,881	198,879	67.29
SYRIA ARAB REPUBLIC	0	124,939	-	0	141,779	-
TURKEY	407,050	122,373	-69.94	484,494	132,110	-72.73
UNITED ARAB EMIRATES	3,356,317	3,096,588	-7.74	6,149,275	6,129,273	-0.33
QATAR	125,643	200,499	59.58	233,623	358,045	53.26
BAHRAIN	204,540	331,006	61.83	333,990	528,104	58.12
CYPRUS	13,813	17,848	29.21	21,657	26,982	24.59
EGYPT	284,414	357,342	25.64	483,973	621,785	28.48
LIBYAN ARAB JAMAHIRIYA	145,218	28,018	-80.71	324,921	143,867	-55.72
MOROCCO	22,487	204,436	809.13	38,989	140,304	259.86
ALGERIA	141,326	4,712	-96.67	136,210	13,974	-89.74
SUDAN	5,175	86	-98.34	14,610	375	-97.43
ERITREA	0	19,083	-	0	79,470	-
NAMIBIA	19,756	5,769	-70.80	28,855	4,808	-83.34
ETHIOPIA	0	5,183	-	0	62,626	-
TANZANIA, UNITED REPUBLIC OF	54,084	18,837	-65.17	29,701	20,714	-30.26
MADAGASCAR	180,907	195,821	8.24	196,284	222,267	13.24
KENYA	208,920	232,693	11.38	390,621	440,625	12.80
REUNION	3,491	0	-100.00	8,300	0	-100.00
TOGO	5,520	16,836	205.00	6,900	80,185	1,062.10
GHANA	203,566	317,840	56.14	328,000	555,586	69.39
GUINEA	56,870	122,160	114.81	139,154	418,075	200.44
ANGOLA	173,973	135,849	-21.91	206,352	311,540	50.98
CONGO	0	18,455	-	0	10,528	-
CAMEROON	108,469	24,988	-76.96	117,230	45,782	-60.95
NIGERIA	3,621,143	3,061,400	-15.46	7,313,378	6,384,984	-12.69
SIERRA LEONE	10,953	7,948	-27.44	41,610	33,120	-20.40
GABON	0	20,982	-	0	17,651	-
COTE D'IVOIRE	3,835	10,000	160.76	12,450	195,782	1,472.55
SENEGAL	17,812	30,449	70.95	26,561	225,964	750.74
MAURITANIA	9,299	8,249	-11.29	21,980	25,144	14.39
MALI	27,360	391	-98.57	224,670	775	-99.66
BENIN	249,219	97,195	-61.00	573,022	141,589	-75.29
GAMBIA	3,438	22,607	557.56	6,527	90,590	1,287.93
SEYCHELLES	37,742	41,088	8.87	80,912	104,596	29.27
UGANDA	5,189	9,829	89.42	15,793	20,018	26.75
NIGER	24,397	0	-100.00	17,471	0	-100.00
DJIBOUTI	0	7,198	-	0	29,411	-
SAO TOME AND PRINCIPE	9,848	4,995	-49.28	18,107	9,277	-48.77
SOUTH AFRICA	1,079,224	671,621	-37.77	1,705,259	1,073,475	-37.05
ZIMBABWE	11,749	5,578	-52.52	15,534	8,235	-46.99
COMOROS	333	0	-100.00	1,304	0	-100.00
MAURITIUS	303,655	309,254	1.84	517,601	607,461	17.36
ZAIRE	101	0	-100.00	353	0	-100.00
AUSTRALIA	7,111,818	8,287,326	16.53	13,201,655	15,419,156	16.80
NEW ZEALAND	1,306,865	1,598,230	22.29	2,257,754	2,996,928	32.74
MICRONESIA, FEDERATED STATES	51,946	24,157	-53.50	60,488	51,891	-14.21
GUAM	4,240	4,485	5.78	44,978	42,375	-5.79
PALAU	1,733	0	-100.00	9,013	0	-100.00
NAURU	0	5,674	-	0	9,568	-
NEW CALEDONIA	44,116	73,953	67.63	95,900	157,641	64.38
NORTHERN MARIANA ISLANDS	3,386	10,880	221.32	7,591	31,665	317.14
VANUATU	73,885	41,740	-43.51	127,560	65,043	-49.01
AMERICAN SAMOA	60,751	57,747	-4.94	103,462	84,694	-18.14
COOK ISLANDS	13,087	24,457	86.88	22,787	36,437	59.90
FIJI	292,658	221,681	-24.25	522,505	428,457	-18.00
KIRIBATI	8,022	19,229	139.70	18,433	43,063	133.62
MARSHALL ISLANDS	4,839	7,035	45.38	14,063	13,754	-2.20
SAMOA	119,369	64,279	-46.15	210,595	128,102	-39.17
SOLOMON ISLANDS	362,255	372,199	2.75	424,990	705,210	65.94
TONGA	475,770	292,651	-38.49	606,148	397,503	-34.42
TUVALU	11,765	14,250	21.12	23,769	25,547	7.48
EAST TIMOR	3,620,523	6,158,057	70.09	3,966,718	6,954,048	75.31
UNITED STATES	17,790,603	12,093,727	-32.02	28,383,755	23,181,201	-18.33
CANADA	1,376,556	1,133,269	-17.67	1,864,173	2,110,456	13.21
MEXICO	735,283	480,237	-34.69	1,507,060	938,085	-37.75
GUATEMALA	26,474	6,505	-75.43	28,876	8,400	-70.91
PANAMA	13,317	6,750	-49.31	21,583	12,500	-42.08
CUBA	0	3,718	-	0	5,473	-
SURINAME	88,033	71,830	-18.41	160,995	132,940	-17.43
CHILE	20,929	4,903	-76.57	51,910	16,689	-67.85

TABEL 5. PERKEMBANGAN EKSPOR INDONESIA MENURUT KOMODITI DAN NEGARA TUJUAN

JENIS BARANG	BERAT BERSIH (KG)		PERUB	NILAI FOB (US \$)		PERUB
	JAN-JUN 2008	JAN-JUN 2009	%	JAN-JUN 2008	JAN-JUN 2009	%
	(1)	(2)	(3)	(4)	(5)	(6)
VENEZUELA	21,838	51,000	133.54	17,650	33,150	87.82
ARGENTINA	0	13,965	-	0	31,315	-
BRAZIL	240,998	552,172	129.12	154,120	211,991	37.55
COLOMBIA	37,961	20,697	-45.48	87,052	55,457	-36.29
URUGUAY	9,802	5,500	-43.89	26,821	9,736	-63.70
GUYANA	0	13,532	-	0	13,453	-
TRINIDAD AND TOBAGO	10,796	246	-97.72	15,862	6,718	-57.65
JAMAICA	9,059	0	-100.00	25,353	0	-100.00
PUERTO RICO	280,437	616,269	119.75	334,181	840,754	151.59
DOMINICAN REPUBLIC	182,860	160,498	-12.23	90,299	40,990	-54.61
COSTA RICA	20,000	24,000	20.00	20,000	17,160	-14.20
HAITI	0	13,679	-	0	17,480	-
BARBADOS	4,189	5,559	32.70	12,014	14,401	19.87
DOMINICA	17,000	34,000	100.00	5,200	10,000	92.31
FRENCH POLYNESIA	29,363	33,004	12.40	77,395	102,937	33.00
NETHERLANDS ANTILLES	89	132	48.31	734	1,076	46.59
UNITED KINGDOM	873,481	882,642	1.05	2,349,559	2,383,487	1.44
NETHERLANDS	10,904,558	8,135,189	-25.40	10,129,947	9,141,851	-9.75
FRANCE	410,526	85,423	-79.19	675,745	165,727	-75.47
GERMANY, FED. REP. OF	702,995	609,283	-13.33	1,803,110	1,958,344	8.61
AUSTRIA	94,060	61,454	-34.67	428,445	318,219	-25.73
BELGIUM	198,023	232,152	17.23	983,267	822,645	-16.34
SWITZERLAND	8,437	12,378	46.71	17,800	36,995	107.84
DENMARK	0	300	-	0	44,198	-
NORWAY	45,384	49,465	8.99	103,010	98,124	-4.74
SWEDEN	800,770	213,370	-73.35	828,640	210,248	-74.63
FINLAND	2,203,781	71,106	-96.77	3,437,083	102,915	-97.01
IRELAND	0	12,123	-	0	34,396	-
ITALY	90,184	104,542	15.92	718,917	590,106	-17.92
SPAIN	2,341,750	1,515,499	-35.28	2,323,983	1,398,188	-39.84
PORTUGAL	419,838	191,584	-54.37	339,490	149,076	-56.09
MONTSERRAT	0	3,130	-	0	4,455	-
GREECE	88,573	9,277	-89.53	173,167	57,670	-66.70
DEMOCRATIC REPUBLIC OF THE CC	122,873	12,803	-89.58	165,733	19,780	-88.07
HUNGARY	15,089	0	-100.00	45,583	0	-100.00
POLAND	21,285	96,527	353.50	80,989	322,143	297.76
ROMANIA	11,305	36,748	225.06	20,869	9,834	-52.88
BULGARIA	92,387	38,434	-58.40	263,400	98,412	-62.64
ARMENIA	0	5,002	-	0	10,753	-
BELARUS	10,080	8,928	-11.43	21,240	21,452	1.00
KAZAKHSTAN	4,368	17,856	308.79	9,204	42,904	366.15
KYRGYZSTAN	0	3,744	-	0	8,996	-
UKRAINE	100,700	81,001	-19.56	102,915	87,813	-14.67
LITHUANIA	256,521	24,744	-90.35	348,289	71,996	-79.33
LATVIA	32,786	4,118	-87.44	58,837	8,996	-84.71
ESTONIA	106,255	37,700	-64.52	161,042	15,080	-90.64
GEORGIA	8,001	0	-100.00	12,798	0	-100.00
CROATIA	28,947	12,071	-58.30	59,520	19,605	-67.06
MALTA	131,789	170,467	29.35	224,991	313,739	39.45
SLOVAKIA	524	0	-100.00	3,087	0	-100.00
SLOVENIA	6,325	0	-100.00	38,539	0	-100.00
CZECH REPUBLIC	247,665	294,310	18.83	269,766	405,438	50.29
RUSSIA FEDERATION	338,802	346,392	2.24	273,003	497,012	82.05
SEMEN	2,358,135,895	1,675,450,405	-28.95	82,492,244	65,642,080	-20.43
JAPAN	10,931,918	3,610,050	-66.98	726,995	280,031	-61.48
HONG KONG	440,000	1,121,200	154.82	41,717	112,405	169.45
TAIWAN	10,446,000	8,440,320	-19.20	798,164	670,200	-16.03
THAILAND	449	10,902	2,328.06	40	1,000	2,400.00
SINGAPORE	40,372,479	5,703,794	-85.87	1,132,451	334,694	-70.45
PHILIPPINES	330,000	67,200	-79.64	31,122	6,541	-78.98
MALAYSIA	188,452,325	154,509,755	-18.01	6,206,062	5,459,767	-12.03
BRUNEI DARUSSALAM	77,114,373	2,500,500	-96.76	1,767,998	264,653	-85.03
VIET NAM	15,006,500	90,000	-99.40	864,195	9,372	-98.92
MALDIVES	44,100,000	3,000,359	-93.20	2,012,432	136,950	-93.19
INDIA	44,000	178,872,452	406,428.30	3,918	5,597,952	142,777.79
PAKISTAN	336	0	-100.00	1,276	0	-100.00
BANGLADESH	397,769,466	173,569,359	-56.36	10,370,332	5,248,171	-49.39
SRI LANKA	610,765,580	366,812,711	-39.94	24,805,728	17,201,844	-30.65
UNITED ARAB EMIRATES	3,000,084	180,142,990	5,904.60	124,545	5,787,994	4,547.31
QATAR	17,300,000	0	-100.00	743,900	0	-100.00
BAHRAIN	0	26,000,000	-	0	835,380	-
SUDAN	3,000,000	0	-100.00	159,000	0	-100.00
TANZANIA, UNITED REPUBLIC OF	41,000,000	42,022,187	2.49	1,278,585	1,509,017	18.02
MADAGASCAR	15,543,913	96,658,140	521.84	606,212	4,185,588	590.45

TABEL 5. PERKEMBANGAN EKSPOR INDONESIA MENURUT KOMODITI DAN NEGARA TUJUAN

JENIS BARANG	BERAT BERSIH (KG)		PERUB	NILAI FOB (US \$)		PERUB
	JAN-JUN 2008	JAN-JUN 2009	%	JAN-JUN 2008	JAN-JUN 2009	%
(1)	(2)	(3)	(4)	(5)	(6)	(7)
REUNION	0	625	-	0	817	-
MOZAMBIQUE	116,850,360	0	-100.00	3,881,102	0	-100.00
EQUATORIAL GUINEA	0	21,000,000	-	0	1,239,000	-
TOGO	77,061,365	44,000,000	-42.90	2,403,159	1,413,720	-41.17
GHANA	341,415,357	40,000,000	-88.28	10,678,736	1,285,200	-87.96
SEYCHELLES	5,300,000	0	-100.00	267,900	0	-100.00
COMOROS	0	3,500,812	-	0	192,545	-
MAURITIUS	111,627,985	116,638,599	4.49	4,953,774	4,868,237	-1.73
AUSTRALIA	148,065,158	135,948,477	-8.18	4,582,616	4,761,435	3.90
NEW ZEALAND	117,807	2,280,000	1,835.37	15,683	351,120	2,138.86
NORTHERN MARIANA ISLANDS	0	34,830,524	-	0	1,393,221	-
VANUATU	1,564,500	0	-100.00	72,515	0	-100.00
AMERICAN SAMOA	3,840,000	0	-100.00	183,595	0	-100.00
KIRIBATI	112,000	0	-100.00	8,064	0	-100.00
SAMOA	4,948,000	0	-100.00	229,264	0	-100.00
SOLOMON ISLANDS	260,100	0	-100.00	16,547	0	-100.00
TONGA	988,560	0	-100.00	49,532	0	-100.00
EAST TIMOR	13,301,040	23,586,166	77.33	850,143	1,886,674	121.92
UNITED STATES	0	2,557	-	0	2,107	-
MEXICO	17,592,743	0	-100.00	686,116	0	-100.00
FRENCH POLYNESIA	24,902,000	10,498,000	-57.84	1,138,260	582,044	-48.87
NETHERLANDS	0	24,010	-	0	7,456	-
FRANCE	328	7,047	2,048.48	327	5,388	1,547.71
GERMANY, FED. REP. OF	2,146	36	-98.32	65	133	104.62
BELGIUM	0	70	-	0	5	-
SWEDEN	14,569,023	0	-100.00	800,174	0	-100.00
SPAIN	0	48	-	0	25	-
PORTUGAL	0	61	-	0	137	-
SLOVAKIA	0	1,093	-	0	11,215	-
RUSSIA FEDERATION	0	361	-	0	42	-
-DARI ROTAN	3,624,387	1,744,514	-51.87	9,395,848	6,305,470	-32.89
JAPAN	177,481	145,020	-18.29	875,381	787,370	-10.05
HONG KONG	0	18	-	0	174	-
KOREA, REPUBLIC OF	361,965	173,819	-51.98	839,976	458,668	-45.40
TAIWAN	30,825	35,615	15.54	78,920	98,066	24.26
CHINA	1,395	0	-100.00	2,359	0	-100.00
PAPUA NEW GUINEA	2,450	1,127	-54.00	2,266	923	-59.27
THAILAND	2,842	985	-65.34	6,138	838	-86.35
SINGAPORE	2,829	165	-94.17	5,400	354	-93.44
PHILIPPINES	0	88	-	0	130	-
MALAYSIA	8,212	8,648	5.31	30,445	18,239	-40.09
BRUNEI DARUSSALAM	1,126	0	-100.00	2,070	0	-100.00
VIET NAM	3,910	0	-100.00	2,467	0	-100.00
MALDIVES	2,447	769	-68.57	19,301	4,920	-74.51
INDIA	9,433	1,327	-85.93	49,854	1,812	-96.37
SRI LANKA	511	0	-100.00	495	0	-100.00
IRAN (ISLAMIC REPUBLIC OF)	1,534	0	-100.00	807	0	-100.00
SAUDI ARABIA	178	17,407	9,679.21	587	46,899	7,889.61
ISRAEL	2,344	65	-97.23	4,613	193	-95.82
KUWAIT	155	0	-100.00	4,978	0	-100.00
JORDAN	1,299	1,710	31.64	1,004	1,541	53.49
LEBANON	129	650	403.88	45	1,831	3,968.89
OMAN	0	35	-	0	921	-
TURKEY	3,967	5,189	30.80	7,170	2,893	-59.65
UNITED ARAB EMIRATES	3,134	5,018	60.11	36,286	13,592	-62.54
BAHRAIN	321	0	-100.00	203	0	-100.00
CYPRUS	36	0	-100.00	44	0	-100.00
EGYPT	86	19	-77.91	22	132	500.00
TUNISIA	22	0	-100.00	46	0	-100.00
ALGERIA	1,028	0	-100.00	626	0	-100.00
SUDAN	103	0	-100.00	300	0	-100.00
NAMIBIA	0	41	-	0	97	-
MADAGASCAR	36	0	-100.00	15	0	-100.00
REUNION	631	358	-43.26	477	517	8.39
ANGOLA	0	857	-	0	944	-
SEYCHELLES	399	30,066	7,435.34	603	50,072	8,203.81
UGANDA	0	9	-	0	46	-
SOUTH AFRICA	3,699	1,595	-56.88	10,755	2,352	-78.13
MAURITIUS	0	119	-	0	153	-
VIRGIN ISLANDS (BRITISH)	0	92	-	0	356	-
AUSTRALIA	117,686	67,492	-42.65	282,744	157,830	-44.18
NEW ZEALAND	27,421	9,989	-63.57	76,422	31,318	-59.02
NEW CALEDONIA	442	983	122.40	1,056	1,694	60.42
VANUATU	0	30	-	0	119	-

TABEL 5. PERKEMBANGAN EKSPOR INDONESIA MENURUT KOMODITI DAN NEGARA TUJUAN

JENIS BARANG	BERAT BERSIH (KG)		PERUB	NILAI FOB (US \$)		PERUB
	JAN-JUN 2008	JAN-JUN 2009	%	JAN-JUN 2008	JAN-JUN 2009	%
(1)	(2)	(3)	(4)	(5)	(6)	(7)
COOK ISLANDS	0	161	-	0	521	-
FIJI	5,188	0	-100.00	20,312	0	-100.00
SOLOMON ISLANDS	17	0	-100.00	48	0	-100.00
UNITED STATES	473,159	243,629	-48.51	2,179,980	1,455,464	-33.23
CANADA	11,969	5,988	-49.97	30,454	26,497	-12.99
MEXICO	11,301	1,601	-85.83	10,866	14,443	32.92
GUATEMALA	0	184	-	0	396	-
CHILE	157	113	-28.03	551	424	-23.05
VENEZUELA	26	4	-84.62	72	18	-75.00
ARGENTINA	356	43	-87.92	619	53	-91.44
BRAZIL	9,051	2,533	-72.01	34,326	7,648	-77.72
COLOMBIA	565	0	-100.00	601	0	-100.00
URUGUAY	7	15	114.29	49	12	-75.51
PARAGUAY	38	0	-100.00	78	0	-100.00
BAHAMAS	23	0	-100.00	23	0	-100.00
JAMAICA	197	0	-100.00	66	0	-100.00
PUERTO RICO	1,034	293	-71.66	3,556	991	-72.13
DOMINICAN REPUBLIC	1,665	3,915	135.14	2,059	15,265	641.38
ANGUILLA	0	222	-	0	620	-
FRENCH GUIANA	97	0	-100.00	376	0	-100.00
FRENCH POLYNESIA	1,981	1,869	-5.65	2,759	2,707	-1.88
MARTINIQUE	0	416	-	0	627	-
SAINT LUCIA	0	312	-	0	450	-
TURKS AND CAICOS ISLANDS	944	0	-100.00	2,017	0	-100.00
GUADELOUPE	174	341	95.98	816	330	-59.56
UNITED KINGDOM	1,238,634	57,537	-95.35	1,956,568	262,063	-86.61
NETHERLANDS	598,570	547,580	-8.52	1,555,697	1,657,034	6.51
FRANCE	73,504	55,963	-23.86	199,742	147,531	-26.14
GERMANY, FED. REP. OF	154,425	77,880	-49.57	262,578	262,501	-0.03
AUSTRIA	221	66	-70.14	267	114	-57.30
BELGIUM	37,934	88,549	133.43	118,647	324,980	173.90
SWITZERLAND	1,201	2,269	88.93	9,945	10,234	2.91
DENMARK	18,740	7,018	-62.55	60,354	26,070	-56.80
NORWAY	2,467	2,463	-0.16	9,779	4,097	-58.10
SWEDEN	9,723	5,800	-40.35	57,796	36,885	-36.18
FINLAND	10,682	7,204	-32.56	134,472	42,122	-68.68
IRELAND	2,768	730	-73.63	3,473	941	-72.91
ITALY	109,566	25,438	-76.78	159,061	74,987	-52.86
SPAIN	28,402	29,787	4.88	125,305	110,396	-11.90
PORTUGAL	690	1,272	84.35	2,796	445	-84.08
GREECE	8,669	11,761	35.67	24,014	12,494	-47.97
HUNGARY	3,352	3,352	0.00	21,295	3,566	-83.25
POLAND	3,566	3,352	-6.00	10,681	14,683	37.47
ROMANIA	477	0	-100.00	1,809	0	-100.00
BULGARIA	6,678	519	-92.23	5,417	887	-83.63
YUGOSLAVIA	5,946	7,345	23.53	6,297	5,726	-9.07
KAZAKHSTAN	2,418	1,839	-23.95	6,980	7,112	1.89
UKRAINE	401	0	-100.00	1,195	0	-100.00
LITHUANIA	0	53	-	0	170	-
LATVIA	42	968	2,204.76	181	3,343	1,746.96
CROATIA	931	9,418	911.60	2,741	9,397	242.83
MALTA	40	0	-100.00	16	0	-100.00
SLOVAKIA	0	10,745	-	0	50,655	-
SLOVENIA	625	606	-3.04	3,333	2,445	-26.64
CZECH REPUBLIC	15,024	13,339	-11.22	19,204	20,259	5.49
RUSSIA FEDERATION	666	717	7.66	2,702	2,873	6.33
-DARI BAHAN LAINNYA	8,036,021	6,041,785	-24.82	21,733,824	15,233,310	-29.91
JAPAN	839,239	475,602	-43.33	3,927,610	2,565,708	-34.68
HONG KONG	13,305	8,372	-37.08	21,439	32,617	52.14
KOREA, DEMOCRATIC PEOPLE'S RE	177	0	-100.00	231	0	-100.00
KOREA, REPUBLIC OF	245,754	96,872	-60.58	632,276	134,179	-78.78
TAIWAN	551,533	501,862	-9.01	206,829	206,186	-0.31
CHINA	281,806	24,731	-91.22	114,649	33,160	-71.08
MACAU	3	0	-100.00	12	0	-100.00
PAPUA NEW GUINEA	875	2,350	168.57	1,481	1,925	29.98
THAILAND	19,149	9,720	-49.24	49,570	22,847	-53.91
SINGAPORE	57,947	34,902	-39.77	99,246	54,487	-45.10
PHILIPPINES	3,295	1,937	-41.21	7,867	3,828	-51.34
MALAYSIA	261,938	695,967	165.70	233,252	353,684	51.63
CAMBODIA	3	729	24,200.00	6	662	10,933.33
BRUNEI DARUSSALAM	1,288	608	-52.80	2,111	3,216	52.34
VIET NAM	162	0	-100.00	2,847	0	-100.00
MALDIVES	20,993	30,339	44.52	104,811	93,921	-10.39
INDIA	48,791	2,966	-93.92	58,359	6,918	-88.15

TABEL 5. PERKEMBANGAN EKSPOR INDONESIA MENURUT KOMODITI DAN NEGARA TUJUAN

JENIS BARANG	BERAT BERSIH (KG)		PERUB	NILAI FOB (US \$)		PERUB
	JAN-JUN 2008	JAN-JUN 2009	%	JAN-JUN 2008	JAN-JUN 2009	%
(1)	(2)	(3)	(4)	(5)	(6)	(7)
SRI LANKA	5,686	5,596	-1.58	13,555	15,211	12.22
IRAN (ISLAMIC REPUBLIC OF)	20,697	14,069	-32.02	19,006	35,260	85.52
SAUDI ARABIA	14,244	8,246	-42.11	9,666	19,960	106.50
ISRAEL	22,457	4,535	-79.81	39,725	3,365	-91.53
KUWAIT	5,529	4,501	-18.59	19,088	9,342	-51.06
JORDAN	7,690	35,081	356.19	9,059	56,640	525.23
LEBANON	2,254	40,028	1,675.87	7,442	489,963	6,483.75
YEMEN	475	0	-100.00	229	0	-100.00
OMAN	0	844	-	0	4,752	-
SYRIA ARAB REPUBLIC	0	203	-	0	234	-
TURKEY	7,364	24,235	229.10	20,118	33,642	67.22
UNITED ARAB EMIRATES	34,710	17,197	-50.46	121,937	64,371	-47.21
QATAR	0	128	-	0	258	-
BAHRAIN	5,217	30,000	475.04	16,725	1,000	-94.02
CYPRUS	7,393	32,994	346.29	26,611	28,651	7.67
EGYPT	32,826	1,550	-95.28	39,056	1,464	-96.25
LIBYAN ARAB JAMAHIRIYA	0	5,868	-	0	23,856	-
MOROCCO	403	946	134.74	594	1,505	153.37
TUNISIA	4,668	4,683	0.32	11,625	44,233	280.50
ALGERIA	0	30	-	0	16	-
NAMIBIA	17	731	4,200.00	161	590	266.46
ETHIOPIA	0	47	-	0	75	-
TANZANIA, UNITED REPUBLIC OF	1,104	408	-63.04	617	1,893	206.81
MADAGASCAR	3,589	7,767	116.41	6,284	36,392	479.12
KENYA	7,971	1,846	-76.84	4,762	5,118	7.48
REUNION	51,773	40,260	-22.24	112,065	114,660	2.32
MOZAMBIQUE	5	3,644	72,780.00	13	3,866	29,638.46
ANGOLA	42	7,760	18,376.19	20	4,491	22,355.00
NIGERIA	0	4	-	0	4	-
SIERRA LEONE	1,922	0	-100.00	1,596	0	-100.00
GABON	4,671	37	-99.21	13,074	2,485	-80.99
COTE D'IVOIRE	5,335	49	-99.08	9,483	155	-98.37
SENEGAL	2,002	3,938	96.70	2,510	2,052	-18.25
U.S. VIRGIN ISLANDS	0	2,042	-	0	6,541	-
SEYCHELLES	22,268	114,305	413.32	33,182	44,245	33.34
CENTRAL AFRICAN REPUBLIC	0	120	-	0	400	-
DJIBOUTI	0	2,315	-	0	5,950	-
SOUTH AFRICA	54,577	22,801	-58.22	86,063	45,273	-47.40
MAURITIUS	18,292	11,533	-36.95	57,125	21,160	-62.96
VIRGIN ISLANDS (BRITISH)	1,255	2,208	75.94	4,767	1,142	-76.04
AUSTRALIA	901,794	383,988	-57.42	792,378	453,512	-42.77
NEW ZEALAND	20,218	12,695	-37.21	39,999	34,876	-12.81
GUAM	2,325	4,516	94.24	7,502	12,982	73.05
PALAU	564	7	-98.76	1,488	157	-89.45
NEW CALEDONIA	27,221	27,696	1.74	54,169	58,224	7.49
SAINT VINCENT AND THE GRENADIN	6,400	0	-100.00	11,423	0	-100.00
VANUATU	2,259	5,026	122.49	4,300	6,448	49.95
WALLIS AND FUTUNA ISLANDS	1,364	5,854	329.18	2,530	4,839	91.26
AMERICAN SAMOA	0	11	-	0	194	-
COOK ISLANDS	1,381	2,723	97.18	9,612	8,476	-11.82
FIJI	14,380	2,548	-82.28	61,419	13,458	-78.09
SAMOA	862	5,361	521.93	1,728	8,994	420.49
TONGA	2,842	0	-100.00	4,598	0	-100.00
EAST TIMOR	2,404	2,045	-14.93	1,878	8,324	343.24
UNITED STATES	1,272,285	733,892	-42.32	6,699,690	3,955,883	-40.95
CANADA	134,323	85,875	-36.07	330,971	289,473	-12.54
MEXICO	37,143	15,612	-57.97	109,665	59,426	-45.81
GUATEMALA	256	281	9.77	1,414	1,221	-13.65
HONDURAS	1,275	7,052	453.10	811	9,981	1,130.70
NICARAGUA	398	0	-100.00	485	0	-100.00
PANAMA	474	2,006	323.21	1,485	3,383	127.81
CHILE	8,521	2,743	-67.81	16,521	9,956	-39.74
VENEZUELA	7,802	2,222	-71.52	4,165	5,822	39.78
ARGENTINA	27,054	16,755	-38.07	59,483	22,949	-61.42
BRAZIL	54,955	44,038	-19.87	121,493	126,807	4.37
COLOMBIA	17,358	3,519	-79.73	37,320	8,195	-78.04
URUGUAY	1,307	3,447	163.73	4,203	11,318	169.28
PERU	1,780	0	-100.00	1,962	0	-100.00
TRINIDAD AND TOBAGO	450	4,522	904.89	617	5,440	781.69
BAHAMAS	19,357	40	-99.79	29,494	38	-99.87
JAMAICA	9,471	5,689	-39.93	15,804	8,321	-47.35
PUERTO RICO	3,507	4,292	22.38	7,162	19,749	175.75
DOMINICAN REPUBLIC	28,478	29,068	2.07	95,902	55,007	-42.64
COSTA RICA	13,971	16,658	19.23	24,419	9,636	-60.54
HAITI	0	1,601	-	0	3,524	-

TABEL 5. PERKEMBANGAN EKSPOR INDONESIA MENURUT KOMODITI DAN NEGARA TUJUAN

JENIS BARANG	BERAT BERSIH (KG)		PERUB	NILAI FOB (US \$)		PERUB
	JAN-JUN 2008	JAN-JUN 2009	%	JAN-JUN 2008	JAN-JUN 2009	%
(1)	(2)	(3)	(4)	(5)	(6)	(7)
BARBADOS	4,938	45,944	830.42	9,009	37,099	311.80
ANTIGUA AND BARBUDA	444	0	-100.00	1,081	0	-100.00
ANGUILLA	0	109	-	0	139	-
ARUBA	3,124	10	-99.68	10,874	20	-99.82
BERMUDA	106	205	93.40	596	621	4.19
CAYMAN ISLANDS	753	0	-100.00	253	0	-100.00
DOMINICA	950	0	-100.00	3,547	0	-100.00
FRENCH GUIANA	4,435	2,143	-51.68	14,734	3,180	-78.42
FRENCH POLYNESIA	42,716	24,021	-43.77	49,524	37,031	-25.23
GRENADA	223	0	-100.00	1,096	0	-100.00
MARTINIQUE	12,181	15,312	25.70	35,031	26,686	-23.82
NETHERLANDS ANTILLES	618	2,200	255.99	14,470	4,913	-66.05
SAINT LUCIA	526	940	78.71	1,800	1,355	-24.72
TURKS AND CAICOS ISLANDS	7,726	0	-100.00	16,364	0	-100.00
GUADELOUPE	12,634	14,068	11.35	41,702	20,970	-49.71
SAINT KITTS AND NEVIS	2,059	2,212	7.43	3,081	3,086	0.16
UNITED KINGDOM	193,781	166,196	-14.24	728,302	491,473	-32.52
NETHERLANDS	310,656	224,099	-27.86	837,598	418,048	-50.09
FRANCE	412,915	417,151	1.03	941,453	861,008	-8.54
GERMANY, FED. REP. OF	408,235	278,752	-31.72	790,874	890,856	12.64
AUSTRIA	8,241	15,903	92.97	16,500	25,606	55.19
BELGIUM	162,891	165,264	1.46	429,170	315,086	-26.58
SWITZERLAND	5,552	10,562	90.24	38,141	45,614	19.59
LUXEMBOURG	0	1	-	0	10	-
DENMARK	34,059	19,790	-41.89	189,078	53,836	-71.53
NORWAY	6,860	4,030	-41.25	23,967	27,322	14.00
SWEDEN	18,952	28,064	48.08	33,251	42,784	28.67
FINLAND	15,786	6,699	-57.56	57,861	21,369	-63.07
IRELAND	7,834	2,788	-64.41	11,041	2,128	-80.73
ITALY	381,802	266,945	-30.08	946,447	740,271	-21.78
SPAIN	336,287	219,385	-34.76	1,029,741	582,083	-43.47
PORTUGAL	25,833	20,296	-21.43	95,874	53,418	-44.28
GREECE	87,870	53,674	-38.92	246,876	148,537	-39.83
HUNGARY	22,970	49,145	113.95	52,722	163,200	209.55
POLAND	53,289	64,792	21.59	99,172	125,810	26.86
ROMANIA	9,626	2,334	-75.75	27,233	5,607	-79.41
BULGARIA	12,383	16,305	31.67	22,167	20,845	-5.96
YUGOSLAVIA	1,022	1,410	37.96	3,115	1,922	-38.30
ALBANIA	0	5,546	-	0	6,157	-
KAZAKHSTAN	149	0	-100.00	418	0	-100.00
UKRAINE	33,724	600	-98.22	61,738	1,131	-98.17
LITHUANIA	2,472	212	-91.42	2,198	622	-71.70
LATVIA	122	79,561	65,113.93	315	126,145	39,946.03
ESTONIA	10,235	1,848	-81.94	30,609	4,034	-86.82
CROATIA	19,930	14,245	-28.52	32,515	31,743	-2.37
BOSNIA AND HERZEGOVINA	887	0	-100.00	2,499	0	-100.00
MALTA	12,047	193	-98.40	28,760	1,887	-93.44
SLOVAKIA	5	193	3,760.00	10	775	7,650.00
SLOVENIA	6,074	10,999	81.08	1,909	12,341	546.46
CZECH REPUBLIC	615	12,293	1,898.86	1,051	6,517	520.08
REP. OF MACEDONIA	1,084	0	-100.00	1,575	0	-100.00
RUSSIA FEDERATION	21,527	4,058	-81.15	41,638	9,859	-76.32
-DARI ROTAN	75,956,045	56,380,999	-25.77	169,875,367	134,108,962	-21.05
JAPAN	6,706,577	6,215,404	-7.32	19,779,719	20,119,603	1.72
HONG KONG	56,514	31,613	-44.06	204,183	98,607	-51.71
KOREA, REPUBLIC OF	551,059	596,114	8.18	1,084,283	878,756	-18.96
TAIWAN	369,026	450,304	22.03	646,716	686,564	6.16
CHINA	338,081	164,042	-51.48	644,678	356,528	-44.70
MACAU	0	205	-	0	568	-
PAPUA NEW GUINEA	21,680	485	-97.76	156,354	12,434	-92.05
THAILAND	79,992	131,301	64.14	225,730	427,348	89.32
SINGAPORE	303,041	480,696	58.62	799,433	1,692,671	111.73
PHILIPPINES	63,148	58,472	-7.40	194,333	83,558	-57.00
MALAYSIA	1,099,578	1,938,666	76.31	2,571,930	2,079,670	-19.14
MYANMAR (FORM. BURMA)	0	32	-	0	60	-
CAMBODIA	594	0	-100.00	1,270	0	-100.00
BRUNEI DARUSSALAM	490	43,959	8,871.22	1,294	53,743	4,053.25
VIET NAM	143,664	91,355	-36.41	1,037,473	693,352	-33.17
MALDIVES	97,008	183,649	89.31	187,144	506,784	170.80
INDIA	105,833	85,927	-18.81	280,327	251,425	-10.31
PAKISTAN	2,548	1,171	-54.04	3,224	2,530	-21.53
BANGLADESH	0	399	-	0	5,207	-
SRI LANKA	25,240	2,438	-90.34	24,771	7,703	-68.90
IRAQ	0	3,000	-	0	8,256	-

TABEL 5. PERKEMBANGAN EKSPOR INDONESIA MENURUT KOMODITI DAN NEGARA TUJUAN

JENIS BARANG	BERAT BERSIH (KG)		PERUB	NILAI FOB (US \$)		PERUB
	JAN-JUN 2008	JAN-JUN 2009	%	JAN-JUN 2008	JAN-JUN 2009	%
(1)	(2)	(3)	(4)	(5)	(6)	(7)
IRAN (ISLAMIC REPUBLIC OF)	32,659	31,363	-3.97	75,655	93,409	23.47
SAUDI ARABIA	236,532	156,702	-33.75	354,692	652,266	83.90
ISRAEL	80,909	65,420	-19.14	131,086	131,940	0.65
KUWAIT	201,540	77,119	-61.74	450,794	96,441	-78.61
JORDAN	31,048	35,449	14.17	78,963	120,622	52.76
LEBANON	212,750	356,602	67.62	573,291	934,997	63.09
YEMEN	12,884	1,550	-87.97	11,166	4,000	-64.18
OMAN	17,450	18,258	4.63	45,389	72,230	59.14
SYRIA ARAB REPUBLIC	40,384	70,729	75.14	83,426	144,415	73.11
TURKEY	554,425	418,539	-24.51	1,225,453	938,036	-23.45
UNITED ARAB EMIRATES	449,123	167,335	-62.74	1,220,296	525,710	-56.92
QATAR	38,610	42,633	10.42	283,383	352,539	24.40
BAHRAIN	35,337	5,978	-83.08	96,308	25,857	-73.15
CYPRUS	127,120	102,915	-19.04	496,039	444,012	-10.49
EGYPT	179,962	205,989	14.46	368,078	360,904	-1.95
LIBYAN ARAB JAMAHIRIYA	33,474	5,466	-83.67	41,754	10,740	-74.28
MOROCCO	183,228	181,133	-1.14	543,504	467,964	-13.90
TUNISIA	9,961	25,379	154.78	50,291	68,252	35.71
ALGERIA	0	23,068	-	0	62,550	-
SUDAN	14,193	53,300	275.54	110,137	139,046	26.25
NAMIBIA	19,110	25,312	32.45	33,623	82,952	146.71
TANZANIA, UNITED REPUBLIC OF	60,329	8,089	-86.59	63,812	20,404	-68.02
MADAGASCAR	4,254	10,842	154.87	9,991	18,105	81.21
KENYA	5,536	5,186	-6.32	16,506	15,871	-3.85
REUNION	219,756	171,368	-22.02	366,002	398,058	8.76
MOZAMBIQUE	2,099	63,165	2,909.29	7,680	156,030	1,931.64
GHANA	3,681	0	-100.00	9,770	0	-100.00
ANGOLA	13,600	17,466	28.43	9,620	19,003	97.54
CONGO	46,314	45,552	-1.65	56,125	45,530	-18.88
CAMEROON	3,960	615	-84.47	6,650	6,884	3.52
NIGERIA	3,926	2,274	-42.08	72,354	15,834	-78.12
SIERRA LEONE	3,279	0	-100.00	2,722	0	-100.00
GABON	0	3,750	-	0	15,733	-
COTE D'IVOIRE	29,654	20,770	-29.96	34,831	25,589	-26.53
SENEGAL	6,713	1,724	-74.32	20,882	30,287	45.04
BENIN	0	664	-	0	3,470	-
U.S. VIRGIN ISLANDS	163	452	177.30	160	960	500.00
SEYCHELLES	52,050	26,137	-49.78	64,711	63,301	-2.18
UGANDA	0	2,808	-	0	14,910	-
DJIBOUTI	2,611	3,540	35.58	9,731	5,499	-43.49
SOUTH AFRICA	760,236	454,144	-40.26	2,246,116	1,286,616	-42.72
ZIMBABWE	50	0	-100.00	100	0	-100.00
ZAMBIA	0	656	-	0	7,790	-
MAURITIUS	88,479	60,016	-32.17	198,206	110,082	-44.46
VIRGIN ISLANDS (BRITISH)	10,085	2,803	-72.21	51,994	10,823	-79.18
AUSTRALIA	2,264,824	1,590,843	-29.76	4,553,927	3,531,445	-22.45
NEW ZEALAND	229,037	53,056	-76.84	495,082	114,747	-76.82
GUAM	30,058	25,898	-13.84	60,780	44,819	-26.26
PALAU	3	11,433	381,000.00	15	23,500	156,566.67
NEW CALEDONIA	114,031	92,051	-19.28	177,475	169,423	-4.54
NORTHERN MARIANA ISLANDS	2,000	0	-100.00	5,232	0	-100.00
SAINT VINCENT AND THE GRENADIN	3,726	0	-100.00	11,802	0	-100.00
VANUATU	15,338	18,515	20.71	22,954	50,708	120.91
WALLIS AND FUTUNA ISLANDS	5,327	2,756	-48.26	9,396	4,135	-55.99
COOK ISLANDS	0	2,936	-	0	14,386	-
FIJI	31,542	9,400	-70.20	154,545	48,085	-68.89
SAMOA	1,242	928	-25.28	2,316	240	-89.64
SOLOMON ISLANDS	2,982	3,114	4.43	12,986	15,865	22.17
TONGA	8,216	0	-100.00	17,985	0	-100.00
EAST TIMOR	39,385	98,049	148.95	82,982	131,737	58.75
UNITED STATES	6,206,816	3,752,336	-39.54	19,895,815	12,923,182	-35.05
CANADA	1,243,129	325,414	-73.82	1,802,729	1,129,616	-37.34
MEXICO	349,312	257,201	-26.37	1,040,152	656,199	-36.91
GUATEMALA	31,993	7,567	-76.35	95,362	27,935	-70.71
HONDURAS	4,243	0	-100.00	12,551	0	-100.00
NICARAGUA	2,636	0	-100.00	11,530	0	-100.00
PANAMA	91,261	61,486	-32.63	213,213	162,047	-24.00
SURINAME	41,394	19,756	-52.27	67,231	29,635	-55.92
CHILE	135,807	62,356	-54.08	365,125	250,039	-31.52
VENEZUELA	23,802	32,517	36.61	71,981	70,140	-2.56
ARGENTINA	90,679	38,356	-57.70	246,233	137,241	-44.26
BRAZIL	133,322	67,862	-49.10	428,163	206,818	-51.70
COLOMBIA	42,239	34,855	-17.48	143,203	130,842	-8.63
BOLIVIA	0	59	-	0	491	-
URUGUAY	25,643	28,087	9.53	98,895	51,542	-47.88

TABEL 5. PERKEMBANGAN EKSPOR INDONESIA MENURUT KOMODITI DAN NEGARA TUJUAN

JENIS BARANG	BERAT BERSIH (KG)		PERUB	NILAI FOB (US \$)		PERUB
	JAN-JUN 2008	JAN-JUN 2009	%	JAN-JUN 2008	JAN-JUN 2009	%
	(1)	(2)	(3)	(4)	(5)	(6)
PARAGUAY	6,187	2,508	-59.46	14,927	9,674	-35.19
ECUADOR	35,013	25,661	-26.71	137,199	112,713	-17.85
PERU	49,083	39,085	-20.37	121,334	124,360	2.49
GUYANA	2,882	2,160	-25.05	2,945	11,484	289.95
TRINIDAD AND TOBAGO	13,720	10,868	-20.79	36,243	29,314	-19.12
BAHAMAS	431	5,708	1,224.36	430	11,674	2,614.88
JAMAICA	30,711	3,241	-89.45	124,724	3,865	-96.90
PUERTO RICO	40,053	21,891	-45.34	107,360	65,574	-38.92
BELIZE	2,550	1,967	-22.86	8,675	19,639	126.39
DOMINICAN REPUBLIC	145,611	32,305	-77.81	491,072	129,401	-73.65
EL SALVADOR	2,636	0	-100.00	11,530	0	-100.00
COSTA RICA	105,476	12,996	-87.68	406,791	37,160	-90.87
BARBADOS	6,820	495	-92.74	39,159	352	-99.10
ANTIGUA AND BARBUDA	5,628	7,000	24.38	13,645	27,941	104.77
ANGUILLA	0	3,534	-	0	14,433	-
ARUBA	8,244	17,461	111.80	29,338	33,122	12.90
BERMUDA	0	3,425	-	0	16,752	-
CAPE VERDE	0	14,408	-	0	29,513	-
CAYMAN ISLANDS	13,313	709	-94.67	3,097	12,210	294.25
DOMINICA	7,788	0	-100.00	21,427	0	-100.00
FRENCH GUIANA	21,803	27,495	26.11	57,958	60,989	5.23
FRENCH POLYNESIA	194,594	104,137	-46.48	395,298	217,811	-44.90
GRENADA	494	0	-100.00	2,411	0	-100.00
MARTINIQUE	65,349	51,657	-20.95	143,607	132,321	-7.86
NETHERLANDS ANTILLES	68,808	68,252	-0.81	216,440	182,995	-15.45
SAINT LUCIA	1,750	1,750	0.00	6,500	9,768	50.28
TURKS AND CAICOS ISLANDS	13,200	0	-100.00	21,818	0	-100.00
GADELOUPE	84,731	104,273	23.06	288,742	273,352	-5.33
UNITED KINGDOM	21,029,443	12,572,422	-40.22	14,872,632	8,498,705	-42.86
NETHERLANDS	2,964,712	2,808,308	-5.28	8,712,829	8,465,507	-2.84
FRANCE	2,554,317	2,244,368	-12.13	6,742,376	5,402,860	-19.87
GERMANY, FED. REP. OF	7,084,768	7,217,724	1.88	20,833,387	21,233,549	1.92
AUSTRIA	20,187	58,432	189.45	46,539	135,395	190.93
BELGIUM	2,578,222	2,074,427	-19.54	8,996,013	6,853,372	-23.82
SWITZERLAND	30,748	70,576	129.53	155,392	167,553	7.83
DENMARK	339,917	258,203	-24.04	1,627,567	1,048,598	-35.57
NORWAY	92,375	128,517	39.13	339,637	563,315	65.86
SWEDEN	315,281	188,244	-40.29	991,525	1,035,544	4.44
FINLAND	607,013	444,695	-26.74	1,738,659	1,421,386	-18.25
IRELAND	214,004	184,511	-13.78	460,542	347,556	-24.53
ITALY	3,612,200	2,557,375	-29.20	9,919,475	6,949,835	-29.94
SPAIN	2,502,405	1,730,101	-30.86	7,535,608	5,167,907	-31.42
PORTUGAL	399,037	209,395	-47.52	1,119,574	610,550	-45.47
ICELAND	13,375	4,597	-65.63	39,449	9,615	-75.63
GREECE	1,687,654	915,362	-45.76	4,670,470	2,158,682	-53.78
DEMOCRATIC REPUBLIC OF THE CC	0	3,920	-	0	10,004	-
HUNGARY	139,906	45,880	-67.21	382,337	200,546	-47.55
POLAND	876,473	599,369	-31.62	2,163,769	1,753,238	-18.97
ROMANIA	437,712	233,427	-46.67	1,069,435	639,907	-40.16
BULGARIA	145,805	103,110	-29.28	335,689	196,859	-41.36
YUGOSLAVIA	16,584	9,584	-42.21	40,548	34,367	-15.24
ALBANIA	0	554	-	0	240	-
ARMENIA	0	2,320	-	0	10,984	-
KAZAKHSTAN	23,245	12,855	-44.70	68,416	48,784	-28.70
KYRGYZSTAN	0	1,090	-	0	4,278	-
UKRAINE	532,473	123,106	-76.88	1,542,586	382,595	-75.20
UZBEKISTAN	2,665	0	-100.00	4,086	0	-100.00
LITHUANIA	66,777	30,065	-54.98	161,150	98,599	-38.82
LATVIA	225,011	64,963	-71.13	634,122	244,811	-61.39
ESTONIA	60,195	52,588	-12.64	261,098	176,210	-32.51
GEORGIA	21,880	0	-100.00	42,414	0	-100.00
CROATIA	115,509	95,890	-16.98	278,391	303,137	8.89
BOSNIA AND HERZEGOVINA	232	0	-100.00	940	0	-100.00
MALTA	10,222	2,174	-78.73	36,024	16,624	-53.85
SLOVAKIA	261,999	14,010	-94.65	65,622	2,483	-96.22
SLOVENIA	252,887	94,474	-62.64	632,860	263,344	-58.39
CZECH REPUBLIC	52,617	58,534	11.25	123,720	153,597	24.15
REP. OF MACEDONIA	3,813	0	-100.00	11,935	0	-100.00
RUSSIA FEDERATION	775,973	554,520	-28.54	3,052,068	2,042,164	-33.09
-DARI BAHAN LAINNYA	365,630,214	276,499,172	-24.38	876,953,070	694,566,627	-20.80
JAPAN	46,225,426	40,698,447	-11.96	81,609,390	76,951,396	-5.71
HONG KONG	401,546	297,901	-25.81	1,410,584	1,137,607	-19.35
KOREA, DEMOCRATIC PEOPLE'S RE	13,357	0	-100.00	11,656	0	-100.00
KOREA, REPUBLIC OF	6,877,653	5,096,400	-25.90	14,346,821	11,592,569	-19.20

TABEL 5. PERKEMBANGAN EKSPOR INDONESIA MENURUT KOMODITI DAN NEGARA TUJUAN

JENIS BARANG	BERAT BERSIH (KG)		PERUB	NILAI FOB (US \$)		PERUB
	JAN-JUN 2008	JAN-JUN 2009	%	JAN-JUN 2008	JAN-JUN 2009	%
	(1)	(2)	(3)	(4)	(5)	(6)
TAIWAN	4,838,219	3,504,561	-27.57	11,493,064	8,611,880	-25.07
CHINA	2,387,418	1,598,927	-33.03	3,654,814	2,585,917	-29.25
MONGOLIA	9,148	0	-100.00	15,739	0	-100.00
MACAU	27,801	99,506	257.92	90,116	366,524	306.72
PAPUA NEW GUINEA	14,389	11,094	-22.90	23,610	13,941	-40.95
THAILAND	366,660	341,105	-6.97	904,279	554,081	-38.73
SINGAPORE	3,428,596	2,584,448	-24.62	7,486,912	6,038,387	-19.35
PHILIPPINES	1,128,483	727,166	-35.56	1,206,795	691,147	-42.73
MALAYSIA	13,123,390	11,105,770	-15.37	15,050,675	12,601,994	-16.27
MYANMAR (FORM. BURMA)	725	0	-100.00	17,573	0	-100.00
CAMBODIA	5,628	9,752	73.28	33,851	13,438	-60.30
BRUNEI DARUSSALAM	180,979	123,034	-32.02	289,683	209,033	-27.84
VIET NAM	199,596	83,811	-58.01	657,512	210,124	-68.04
MALDIVES	668,820	722,211	7.98	1,388,236	1,297,215	-6.56
INDIA	1,164,947	1,240,275	6.47	1,794,854	1,746,855	-2.67
PAKISTAN	144,094	4,988	-96.54	116,187	11,415	-90.18
BANGLADESH	5,245	49,716	847.87	17,845	129,021	623.01
SRI LANKA	353,623	307,350	-13.09	262,226	305,865	16.64
AFGHANISTAN	20,276	0	-100.00	18,215	0	-100.00
IRAN (ISLAMIC REPUBLIC OF)	296,277	136,807	-53.82	705,593	359,092	-49.11
SAUDI ARABIA	1,773,113	1,126,345	-36.48	1,990,753	1,464,212	-26.45
ISRAEL	876,030	725,986	-17.13	1,839,222	1,436,130	-21.92
KUWAIT	1,143,261	687,824	-39.84	1,543,621	1,016,792	-34.13
JORDAN	204,291	175,319	-14.18	360,931	332,257	-7.94
LEBANON	628,627	524,917	-16.50	1,135,487	1,251,112	10.18
YEMEN	389,795	196,603	-49.56	427,098	343,686	-19.53
OMAN	281,488	167,736	-40.41	278,149	195,241	-29.81
SYRIA ARAB REPUBLIC	98,918	94,156	-4.81	230,401	185,839	-19.34
TURKEY	1,519,293	968,975	-36.22	5,331,390	3,866,661	-27.47
UNITED ARAB EMIRATES	28,670,430	17,531,935	-38.85	21,446,843	13,633,940	-36.43
QATAR	253,868	104,889	-58.68	577,015	198,940	-65.52
BAHRAIN	398,936	156,918	-60.67	612,310	342,905	-44.00
CYPRUS	317,611	174,433	-45.08	1,390,435	834,010	-40.02
EGYPT	640,460	419,897	-34.44	1,190,456	560,138	-52.95
LIBYAN ARAB JAMAHIRIYA	171,882	578,689	236.68	172,611	629,441	264.66
MOROCCO	461,502	465,271	0.82	717,165	670,493	-6.51
TUNISIA	33,537	80,618	140.39	231,984	459,819	98.21
ALGERIA	91,403	104,887	14.75	103,781	170,078	63.88
SUDAN	180,551	150,014	-16.91	208,265	165,703	-20.44
NAMIBIA	82,811	192,864	132.90	62,371	184,359	195.58
ETHIOPIA	50,039	81,803	63.48	55,352	103,608	87.18
TANZANIA, UNITED REPUBLIC OF	540,895	499,951	-7.57	554,254	491,103	-11.39
MADAGASCAR	26,613	19,272	-27.58	51,531	22,413	-56.51
KENYA	278,621	243,951	-12.44	266,880	336,487	26.08
REUNION	3,252,297	778,730	-76.06	3,838,529	3,611,371	-5.92
MOZAMBIQUE	34,067	70,035	105.58	70,450	197,446	180.26
EQUATORIAL GUINEA	33,165	0	-100.00	33,618	0	-100.00
TOGO	13,094	25,106	91.74	10,208	16,169	58.40
GHANA	110,993	51,838	-53.30	146,380	94,670	-35.33
GUINEA	0	20,546	-	0	39,778	-
ANGOLA	216,560	572,749	164.48	148,998	624,748	319.30
CONGO	114,931	58,508	-49.09	160,812	121,923	-24.18
CAMEROON	163,828	23,661	-85.56	151,088	12,156	-91.95
NIGERIA	90,278	63,967	-29.14	145,213	139,321	-4.06
SIERRA LEONE	8,000	13,459	68.24	7,549	20,930	177.26
GABON	44,347	14,397	-67.54	62,345	30,359	-51.30
COTE D'IVOIRE	114,493	23,536	-79.44	114,152	21,623	-81.06
SENEGAL	48,478	4,160	-91.42	111,370	2,168	-98.05
MAURITANIA	0	5,997	-	0	5,755	-
MALI	31,441	0	-100.00	88,036	0	-100.00
BENIN	292,126	327,051	11.96	345,073	524,408	51.97
U.S. VIRGIN ISLANDS	45,356	72,820	60.55	81,336	160,648	97.51
SEYCHELLES	139,951	116,803	-16.54	457,567	330,646	-27.74
UGANDA	9,147	0	-100.00	13,910	0	-100.00
NIGER	6,179	0	-100.00	10,667	0	-100.00
DJIBOUTI	482,581	439,520	-8.92	283,412	293,510	3.56
SAO TOME AND PRINCIPE	3,805	563	-85.20	4,089	200	-95.11
SWAZILAND	5,270	0	-100.00	8,143	0	-100.00
SOUTH AFRICA	2,527,933	1,407,899	-44.31	4,404,221	2,958,038	-32.84
ZAMBIA	35,172	10,525	-70.08	41,434	10,010	-75.84
MAURITIUS	444,233	368,985	-16.94	1,559,821	717,552	-54.00
RWANDA	68,059	78,765	15.73	75,270	93,064	23.64
VIRGIN ISLANDS (BRITISH)	23,059	38,575	67.29	63,619	105,759	66.24
AUSTRALIA	13,467,393	10,098,216	-25.02	24,512,761	18,719,488	-23.63
NEW ZEALAND	988,497	605,474	-38.75	2,066,077	1,239,681	-40.00

TABEL 5. PERKEMBANGAN EKSPOR INDONESIA MENURUT KOMODITI DAN NEGARA TUJUAN

JENIS BARANG	BERAT BERSIH (KG)		PERUB	NILAI FOB (US \$)		PERUB
	JAN-JUN 2008	JAN-JUN 2009	%	JAN-JUN 2008	JAN-JUN 2009	%
(1)	(2)	(3)	(4)	(5)	(6)	(7)
MICRONESIA, FEDERATED STATES	0	681	-	0	665	-
GUAM	21,452	10,230	-52.31	56,442	16,556	-70.67
PALAU	0	275	-	0	566	-
NEW CALEDONIA	507,573	296,086	-41.67	946,209	466,065	-50.74
SAINT VINCENT AND THE GRENADINES	42,036	41,935	-0.24	110,370	56,154	-49.12
VANUATU	11,773	42,999	265.23	35,950	59,130	64.48
WALLIS AND FUTUNA ISLANDS	10,066	25,517	153.50	18,953	35,778	88.77
AMERICAN SAMOA	0	2,288	-	0	15,205	-
COOK ISLANDS	1,799	3,000	66.76	28,799	1,089	-96.22
FIJI	95,384	141,153	47.98	343,995	930,140	170.39
SAMOA	2,505	394	-84.27	4,777	1,035	-78.33
SOLOMON ISLANDS	6,824	0	-100.00	19,048	0	-100.00
TONGA	13,339	0	-100.00	11,809	0	-100.00
EAST TIMOR	96,148	80,825	-15.94	72,467	85,853	18.47
UNITED STATES	84,153,929	66,372,634	-21.13	267,268,102	216,132,975	-19.13
CANADA	5,828,334	3,248,975	-44.26	15,494,388	10,269,287	-33.72
MEXICO	666,099	288,196	-56.73	1,903,431	781,916	-58.92
GUATEMALA	82,007	59,199	-27.81	137,828	114,315	-17.06
HONDURAS	23,922	26,595	11.17	30,699	36,801	19.88
NICARAGUA	4,041	369	-90.87	10,825	752	-93.05
PANAMA	469,408	206,187	-56.08	731,372	376,342	-48.54
CUBA	5,912	0	-100.00	14,039	0	-100.00
SURINAME	101,607	86,481	-14.89	186,732	148,327	-20.57
CHILE	146,017	50,758	-65.24	342,371	88,750	-74.08
VENEZUELA	84,044	52,124	-37.98	168,769	122,809	-27.23
ARGENTINA	479,504	306,469	-36.09	915,893	719,790	-21.41
BRAZIL	198,395	149,734	-24.53	443,024	318,183	-28.18
COLOMBIA	128,369	98,989	-22.89	231,541	194,739	-15.89
BOLIVIA	0	1,342	-	0	10,889	-
URUGUAY	18,305	55,104	201.03	40,997	122,237	198.16
PARAGUAY	0	9,261	-	0	14,121	-
ECUADOR	17,798	15,421	-13.36	127,133	29,569	-76.74
PERU	34,919	31,923	-8.58	126,992	96,572	-23.95
GUYANA	2,852	0	-100.00	3,823	0	-100.00
TRINIDAD AND TOBAGO	72,422	42,221	-41.70	124,570	70,803	-43.16
BAHAMAS	39,055	17,657	-54.79	61,625	25,397	-58.79
JAMAICA	144,322	55,389	-61.62	388,329	96,456	-75.16
PUERTO RICO	516,525	390,720	-24.36	1,146,632	927,011	-19.15
BELIZE	0	530	-	0	5,292	-
DOMINICAN REPUBLIC	648,935	235,898	-63.65	1,436,418	640,659	-55.40
EL SALVADOR	11,033	0	-100.00	24,657	0	-100.00
COSTA RICA	82,127	30,894	-62.38	181,119	50,114	-72.33
HAITI	9,200	16,099	74.99	24,578	36,122	46.97
BARBADOS	57,525	34,599	-39.85	126,906	37,291	-70.62
ANTIGUA AND BARBUDA	5,538	42,969	675.89	35,021	59,491	69.87
ANGUILLA	17,355	14,069	-18.93	33,203	13,183	-60.30
ARUBA	93,255	76,576	-17.89	189,613	148,165	-21.86
BERMUDA	16,646	27,878	67.48	51,015	77,468	51.85
CAPE VERDE	0	1,659	-	0	3,060	-
CAYMAN ISLANDS	12,313	22,551	83.15	38,857	65,341	68.16
DOMINICA	15,167	22,706	49.71	29,996	50,477	68.28
FRENCH GUIANA	97,402	95,287	-2.17	182,816	174,579	-4.51
FRENCH POLYNESIA	469,291	383,111	-18.36	1,001,891	533,270	-46.77
GRENADA	13,979	12,673	-9.34	36,304	50,520	39.16
MARTINIQUE	346,259	225,727	-34.81	669,318	377,589	-43.59
NETHERLANDS ANTILLES	319,573	266,286	-16.67	814,250	1,025,395	25.93
NORFOLK ISLANDS	22,091	0	-100.00	48,297	0	-100.00
SAINT LUCIA	6,120	6,472	5.75	26,873	19,047	-29.12
TURKS AND CAICOS ISLANDS	35,675	8,397	-76.46	73,307	24,981	-65.92
GUADELOUPE	293,363	201,171	-31.43	676,374	387,992	-42.64
SAINT KITTS AND NEVIS	5,400	0	-100.00	20,389	0	-100.00
UNITED KINGDOM	14,801,068	14,350,132	-3.05	45,710,179	37,660,657	-17.61
NETHERLANDS	23,227,820	18,530,008	-20.22	68,215,607	53,746,746	-21.21
FRANCE	20,355,777	14,057,955	-30.94	54,121,207	43,297,649	-20.00
GERMANY, FED. REP. OF	10,153,122	11,005,064	8.39	30,305,055	32,379,794	6.85
AUSTRIA	192,683	308,740	60.23	730,549	882,602	20.81
BELGIUM	14,242,457	9,767,271	-31.42	44,300,315	33,103,449	-25.27
SWITZERLAND	319,923	310,777	-2.86	1,546,088	1,355,575	-12.32
LUXEMBOURG	4,000	0	-100.00	8,656	0	-100.00
GIBRALTAR	3,799	0	-100.00	15,593	0	-100.00
DENMARK	3,746,310	2,053,496	-45.19	15,732,266	8,554,942	-45.62
NORWAY	1,247,504	1,131,856	-9.27	3,561,969	3,174,522	-10.88
SWEDEN	2,241,178	1,345,415	-39.97	7,073,505	4,436,327	-37.28
FINLAND	1,161,862	414,663	-64.31	4,345,329	1,644,618	-62.15
IRELAND	2,012,906	1,014,811	-49.58	5,074,558	2,570,350	-49.35

TABEL 5. PERKEMBANGAN EKSPOR INDONESIA MENURUT KOMODITI DAN NEGARA TUJUAN

JENIS BARANG	BERAT BERSIH (KG)		PERUB	NILAI FOB (US \$)		PERUB
	JAN-JUN 2008	JAN-JUN 2009	%	JAN-JUN 2008	JAN-JUN 2009	%
(1)	(2)	(3)	(4)	(5)	(6)	(7)
ITALY	9,788,160	6,865,891	-29.86	26,486,555	21,469,893	-18.94
SPAIN	12,041,154	6,346,603	-47.29	28,496,529	15,377,390	-46.04
PORTUGAL	2,382,460	946,857	-60.26	3,562,598	2,000,632	-43.84
ICELAND	85,293	10,767	-87.38	222,282	31,923	-85.64
GREECE	2,401,266	1,594,922	-33.58	6,342,942	4,134,603	-34.82
ANDORRA	3,378	0	-100.00	1,552	0	-100.00
DEMOCRATIC REPUBLIC OF THE CC	75,557	55,341	-26.76	66,031	68,668	3.99
HUNGARY	192,829	81,656	-57.65	362,717	169,585	-53.25
POLAND	765,283	591,871	-22.66	1,713,496	1,493,456	-12.84
ROMANIA	239,174	155,077	-35.16	313,408	281,850	-10.07
BULGARIA	165,520	154,527	-6.64	337,753	283,982	-15.92
YUGOSLAVIA	49,369	18,124	-63.29	101,380	38,731	-61.80
ALBANIA	23,016	13,504	-41.33	83,753	11,805	-85.90
ARMENIA	262,189	0	-100.00	349,405	0	-100.00
AZERBAIJAN	11,385	0	-100.00	47,517	0	-100.00
KAZAKHSTAN	404	6,168	1,426.73	2,349	8,816	275.31
UKRAINE	281,752	228,978	-18.73	658,480	720,238	9.38
LITHUANIA	107,382	51,906	-51.66	365,641	276,533	-24.37
LATVIA	316,772	368,467	16.32	755,228	788,892	4.46
ESTONIA	219,249	45,011	-79.47	1,099,211	148,650	-86.48
GEORGIA	45,290	30,328	-33.04	106,932	84,523	-20.96
CROATIA	534,548	150,093	-71.92	905,741	398,285	-56.03
BOSNIA AND HERZEGOVINA	2,164	0	-100.00	6,754	0	-100.00
MALTA	111,185	91,437	-17.76	310,180	263,163	-15.16
SLOVAKIA	99,393	84,132	-15.35	118,825	248,142	108.83
SLOVENIA	337,566	205,758	-39.05	911,716	618,408	-32.17
CZECH REPUBLIC	397,362	298,317	-24.93	1,320,930	830,198	-37.15
RUSSIA FEDERATION	564,769	368,159	-34.81	1,492,470	1,450,428	-2.82
-AN ORGANIK	3,296,010,508	720,201,279	-78.15	394,831,344	174,310,726	-55.85
JAPAN	153,222,259	72,163,910	-52.90	48,660,213	20,812,809	-57.23
HONG KONG	215,538	149,487	-30.64	101,872	24,543	-75.91
KOREA, REPUBLIC OF	265,722,763	176,746,335	-33.48	82,672,323	34,833,355	-57.87
TAIWAN	257,214,398	95,143,529	-63.01	87,425,447	23,731,549	-72.86
CHINA	2,311,786,165	32,362,838	-98.60	70,715,811	8,268,766	-88.31
PAPUA NEW GUINEA	49,999	97,000	94.00	9,848	15,244	54.79
THAILAND	54,826,955	44,643,115	-18.57	15,018,182	11,963,412	-20.34
SINGAPORE	14,976,025	17,833,261	19.08	5,552,635	6,273,800	12.99
PHILIPPINES	50,389,490	79,578,156	57.93	16,237,465	16,948,866	4.38
MALAYSIA	43,709,498	29,367,058	-32.81	17,779,302	8,151,023	-54.15
MYANMAR (FORM. BURMA)	278,000	430,500	54.86	91,051	126,657	39.11
BRUNEI DARUSSALAM	3,794,200	7,242,000	90.87	684,356	1,863,125	172.25
VIET NAM	26,561,815	23,230,241	-12.54	11,239,323	6,634,870	-40.97
MALDIVES	301	2,623	771.43	105	1,230	1,071.43
INDIA	34,002,212	50,523,508	48.59	10,397,622	11,357,384	9.23
PAKISTAN	2,274,529	1,295,304	-43.05	832,417	607,099	-27.07
BANGLADESH	5,820,200	10,924,820	87.71	1,078,807	2,284,399	111.75
SRI LANKA	4,822,599	3,384,696	-29.82	993,539	754,309	-24.08
IRAN (ISLAMIC REPUBLIC OF)	100,000	0	-100.00	114,000	0	-100.00
SAUDI ARABIA	410,740	0	-100.00	598,953	0	-100.00
LEBANON	0	8,500	-	0	17,475	-
OMAN	0	202,045	-	0	17,105	-
SYRIA ARAB REPUBLIC	0	4,321	-	0	10,736	-
TURKEY	774,106	9,300	-98.80	212,276	20,912	-90.15
UNITED ARAB EMIRATES	765,937	91,811	-88.01	1,083,292	362,497	-66.54
QATAR	21,900	66	-99.70	8,450	330	-96.09
BAHRAIN	700,200	628,800	-10.20	873,808	636,680	-27.14
EGYPT	2,024,500	3,000	-99.85	286,405	5,880	-97.95
SUDAN	107,250	42,900	-60.00	24,668	9,953	-59.65
TANZANIA, UNITED REPUBLIC OF	3,300,000	1,688,000	-48.85	413,300	164,040	-60.31
MADAGASCAR	271,500	337,399	24.27	55,175	82,614	49.73
KENYA	3,220,000	3,743,999	16.27	381,215	310,885	-18.45
CAMEROON	0	96,000	-	0	15,973	-
NIGERIA	291,830	597,066	104.59	329,063	485,198	47.45
SOUTH AFRICA	440,540	185,636	-57.86	213,935	293,950	37.40
ZAMBIA	0	18,000	-	0	4,938	-
MAURITIUS	926,076	1,946,516	110.19	125,113	218,652	74.76
AUSTRALIA	27,391,598	37,149,490	35.62	10,772,577	10,385,987	-3.59
NEW ZEALAND	938,464	599,738	-36.09	1,062,646	467,371	-56.02
NEW CALEDONIA	0	150	-	0	433	-
FIJI	1,200,000	25,000	-97.92	234,000	4,050	-98.27
EAST TIMOR	11,447	31,944	179.06	6,720	24,271	261.18
UNITED STATES	19,973,934	12,588,402	-36.98	5,677,462	2,538,604	-55.29
CANADA	131,332	15,000	-88.58	97,076	9,675	-90.03
MEXICO	0	11,505,250	-	0	2,177,805	-

TABEL 5. PERKEMBANGAN EKSPOR INDONESIA MENURUT KOMODITI DAN NEGARA TUJUAN

JENIS BARANG	BERAT BERSIH (KG)		PERUB	NILAI FOB (US \$)		PERUB
	JAN-JUN 2008	JAN-JUN 2009	%	JAN-JUN 2008	JAN-JUN 2009	%
(1)	(2)	(3)	(4)	(5)	(6)	(7)
PANAMA	0	1,237,000	-	0	424,291	-
ARGENTINA	0	20,000	-	0	7,300	-
PERU	0	60	-	0	168	-
UNITED KINGDOM	543,230	1,014,820	86.81	373,566	270,146	-27.68
NETHERLANDS	128,200	23,284	-81.84	103,405	12,525	-87.89
FRANCE	344,041	0	-100.00	288,118	0	-100.00
GERMANY, FED. REP. OF	320,296	42,234	-86.81	300,483	69,961	-76.72
AUSTRIA	21	0	-100.00	300	0	-100.00
BELGIUM	283,048	146,800	-48.14	250,452	67,380	-73.10
DENMARK	80,000	80,000	0.00	70,100	35,400	-49.50
NORWAY	0	100,000	-	0	44,000	-
SWEDEN	40,000	20,402	-49.00	43,000	10,149	-76.40
FINLAND	138,412	5	-100.00	129,689	1,500	-98.84
IRELAND	20,000	0	-100.00	17,200	0	-100.00
ITALY	682,000	450,000	-34.02	461,138	204,016	-55.76
SPAIN	280,000	350,000	25.00	236,761	176,508	-25.45
POLAND	307,000	44,000	-85.67	267,955	20,020	-92.53
BULGARIA	20,000	0	-100.00	9,600	0	-100.00
KAZAKHSTAN	15,960	15,960	0.00	16,000	34,600	116.25
LITHUANIA	20,000	0	-100.00	9,085	0	-100.00
SLOVAKIA	120,000	20,000	-83.33	194,040	14,308	-92.63
-ORGANIK	1,330,631,181	926,755,995	-30.35	1,044,168,420	646,070,405	-38.13
JAPAN	192,907,925	67,808,561	-64.85	90,341,149	56,917,885	-37.00
HONG KONG	5,504,161	5,045,332	-8.34	9,306,582	5,842,777	-37.22
KOREA, DEMOCRATIC PEOPLE'S RE	368,795	119,676	-67.55	484,285	197,303	-59.26
KOREA, REPUBLIC OF	85,672,287	19,722,453	-76.98	64,525,380	24,432,963	-62.13
TAIWAN	190,490,543	32,660,141	-82.85	38,411,299	14,106,432	-63.28
CHINA	213,174,964	289,869,095	35.98	193,553,894	164,840,304	-14.83
MACAU	31,608	33	-99.90	1,870	1,150	-38.50
PAPUA NEW GUINEA	15,138	16,571	9.47	29,455	27,130	-7.89
THAILAND	134,495,789	103,531,234	-23.02	100,245,555	56,162,230	-43.98
SINGAPORE	48,872,084	3,155,135	-93.54	50,952,832	6,716,027	-86.82
PHILIPPINES	26,800,086	23,481,679	-12.38	18,855,210	15,693,336	-16.77
MALAYSIA	181,352,652	153,218,023	-15.51	133,268,604	67,751,398	-49.16
MYANMAR (FORM. BURMA)	592,982	486,719	-17.92	657,020	333,967	-49.17
CAMBODIA	1,160,912	475,000	-59.08	1,463,630	752,020	-48.62
BRUNEI DARUSSALAM	52,661	23,058	-56.21	87,024	75,889	-12.80
NEPAL	112,517	0	-100.00	106,610	0	-100.00
VIET NAM	39,667,903	44,749,344	12.81	41,901,568	29,054,169	-30.66
MALDIVES	4,967	3,676	-25.99	5,378	7,880	46.52
INDIA	27,541,575	36,627,953	32.99	29,285,040	29,242,740	-0.14
PAKISTAN	3,429,719	5,737,399	67.28	6,063,397	8,080,742	33.27
BANGLADESH	3,493,771	1,952,617	-44.11	3,984,347	1,645,810	-58.69
SRI LANKA	2,157,712	1,450,490	-32.78	2,808,176	2,436,480	-13.24
IRAN (ISLAMIC REPUBLIC OF)	3,096,540	3,093,412	-0.10	4,692,776	3,026,417	-35.51
SAUDI ARABIA	3,765,112	4,401,019	16.89	4,898,061	3,610,266	-26.29
ISRAEL	548,209	982,452	79.21	892,619	1,226,772	37.44
KUWAIT	24,148	23,872	-1.14	119,675	104,386	-12.78
JORDAN	190,873	837,620	338.84	343,026	751,540	119.09
LEBANON	35,000	87,500	150.00	64,953	111,310	71.37
YEMEN	0	20,000	-	0	11,260	-
OMAN	2,160	0	-100.00	18,000	0	-100.00
SYRIA ARAB REPUBLIC	571,822	796,531	39.30	525,049	862,833	64.33
TURKEY	6,436,240	3,514,900	-45.39	9,432,939	3,918,535	-58.46
UNITED ARAB EMIRATES	6,773,636	980,530	-85.52	9,911,964	1,209,542	-87.80
QATAR	13,123	6,201	-52.75	41,571	16,300	-60.79
CYPRUS	34,999	0	-100.00	53,816	0	-100.00
EGYPT	1,863,009	3,505,771	88.18	2,292,695	2,455,302	7.09
LIBYAN ARAB JAMAHIRIYA	3,534	15,836	348.10	18,655	23,964	28.46
MOROCCO	43,200	170,980	295.79	22,832	115,071	403.99
TUNISIA	84,600	0	-100.00	113,132	0	-100.00
ALGERIA	204,600	333,500	63.00	210,199	160,880	-23.46
SUDAN	142,283	599,233	321.16	683,450	387,269	-43.34
ETHIOPIA	0	161,600	-	0	83,656	-
TANZANIA, UNITED REPUBLIC OF	533,700	384,000	-28.05	745,337	167,078	-77.58
MADAGASCAR	62,400	158,638	154.23	93,264	286,200	206.87
KENYA	312,936	201,803	-35.51	531,400	334,610	-37.03
MOZAMBIQUE	100,000	84,000	-16.00	160,400	47,800	-70.20
TOGO	0	5,114	-	0	4,579	-
GHANA	464,190	375,300	-19.15	425,912	271,001	-36.37
LIBERIA	23,392	0	-100.00	34,929	0	-100.00
ANGOLA	3,240,000	21,600	-99.33	1,976,400	8,424	-99.57
CAMEROON	121,600	366,799	201.64	174,024	209,795	20.56
NIGERIA	11,790,885	6,724,779	-42.97	13,843,991	5,784,656	-58.22

TABEL 5. PERKEMBANGAN EKSPOR INDONESIA MENURUT KOMODITI DAN NEGARA TUJUAN

JENIS BARANG	BERAT BERSIH (KG)		PERUB	NILAI FOB (US \$)		PERUB
	JAN-JUN 2008	JAN-JUN 2009	%	JAN-JUN 2008	JAN-JUN 2009	%
(1)	(2)	(3)	(4)	(5)	(6)	(7)
SIERRA LEONE	88,450	36,288	-58.97	109,678	55,884	-49.05
COTE D'IVOIRE	1,040,250	152,200	-85.37	883,038	1,526,946	72.92
SENEGAL	0	21,600	-	0	9,972	-
BENIN	250	0	-100.00	975	0	-100.00
DJIBOUTI	0	542,700	-	0	438,344	-
SWAZILAND	426	0	-100.00	45,365	0	-100.00
SOUTH AFRICA	3,913,752	3,126,380	-20.12	4,904,669	2,623,267	-46.51
MALAWI	440,000	144,000	-67.27	743,340	78,500	-89.44
MAURITIUS	63,235	781,597	1,136.02	88,813	333,360	275.35
AUSTRALIA	11,662,758	8,089,010	-30.64	17,492,042	9,377,440	-46.39
NEW ZEALAND	1,966,289	1,086,456	-44.75	2,700,470	1,427,258	-47.15
GUAM	15,618	15,618	0.00	22,197	24,209	9.06
NEW CALEDONIA	0	11	-	0	207	-
AMERICAN SAMOA	0	20,918	-	0	38,853	-
FIJI	0	760	-	0	980	-
SAMOA	0	40,101	-	0	17,031	-
SOLOMON ISLANDS	7,098	0	-100.00	16,432	0	-100.00
TONGA	34	0	-100.00	27	0	-100.00
EAST TIMOR	0	42,943	-	0	16,830	-
UNITED STATES	21,844,517	21,258,751	-2.68	40,187,458	24,002,530	-40.27
CANADA	2,433,675	3,887,535	59.74	3,534,459	3,970,261	12.33
MEXICO	430,169	952,043	121.32	761,578	1,208,103	58.63
GUATEMALA	174,500	101,779	-41.67	106,629	46,049	-56.81
PANAMA	22,000	4,500	-79.55	46,570	57,259	22.95
SURINAME	0	163	-	0	675	-
CHILE	466,799	247,699	-46.94	334,268	219,074	-34.46
VENEZUELA	45,600	151,200	231.58	86,304	73,775	-14.52
ARGENTINA	976,413	1,073,972	9.99	1,412,503	999,134	-29.26
BRAZIL	2,249,596	3,126,034	38.96	3,167,084	4,265,607	34.69
COLOMBIA	395,755	655,903	65.73	731,534	799,580	9.30
BOLIVIA	39,000	0	-100.00	112,575	0	-100.00
URUGUAY	23,100	1,500	-93.51	270,270	384,750	42.36
PARAGUAY	64,800	0	-100.00	36,271	0	-100.00
ECUADOR	18,000	14,400	-20.00	20,520	19,675	-4.12
PERU	234,600	457,906	95.19	318,113	499,345	56.97
TRINIDAD AND TOBAGO	174	0	-100.00	1,375	0	-100.00
JAMAICA	14,837	27,493	85.30	23,902	30,657	28.26
DOMINICAN REPUBLIC	18,000	127,200	606.67	35,608	155,628	337.06
EL SALVADOR	21,000	0	-100.00	40,577	0	-100.00
COSTA RICA	600	0	-100.00	4,288	0	-100.00
DOMINICA	21,600	41,600	92.59	11,818	19,067	61.34
GRENADA	84,000	0	-100.00	90,750	0	-100.00
UNITED KINGDOM	4,450,031	3,188,234	-28.35	7,300,033	3,847,276	-47.30
NETHERLANDS	24,266,391	17,047,816	-29.75	34,219,253	21,124,429	-38.27
FRANCE	1,043,092	1,758,330	68.57	1,885,031	1,506,570	-20.08
GERMANY, FED. REP. OF	8,136,636	8,596,198	5.65	14,664,222	14,604,405	-0.41
AUSTRIA	332	0	-100.00	16,504	0	-100.00
BELGIUM	18,797,125	7,509,363	-60.05	31,076,522	17,173,390	-44.74
SWITZERLAND	199,604	8,133	-95.93	440,641	162,574	-63.11
DENMARK	875,850	1,811,450	106.82	799,165	1,386,890	73.54
NORWAY	99,064	182,340	84.06	143,482	123,720	-13.77
SWEDEN	728,539	488,000	-33.02	1,155,194	728,196	-36.96
FINLAND	1,237,500	1,018,500	-17.70	1,673,229	1,521,638	-9.06
IRELAND	133,800	173,502	29.67	688,732	260,253	-62.21
ITALY	3,526,476	2,011,015	-42.97	5,209,166	2,094,658	-59.79
SPAIN	5,580,580	8,099,179	45.13	7,702,095	8,137,781	5.66
PORTUGAL	414,999	277,620	-33.10	598,960	235,402	-60.70
GREECE	2,432,059	130,195	-94.65	2,871,550	142,763	-95.03
DEMOCRATIC REPUBLIC OF THE CC	225,762	87,000	-61.46	357,771	158,174	-55.79
HUNGARY	29,400	58,803	100.01	68,062	147,040	116.04
POLAND	2,861,000	1,181,498	-58.70	3,875,493	1,812,326	-53.24
ROMANIA	59,596	157,500	164.28	92,399	169,397	83.33
BULGARIA	169,974	128,061	-24.66	364,980	94,417	-74.13
BELARUS	19,980	39,960	100.00	10,989	21,479	95.46
TAJIKISTAN	10,000	0	-100.00	23,700	0	-100.00
TURKMENISTAN	14,000	0	-100.00	59,890	0	-100.00
UKRAINE	432,650	757,500	75.08	833,888	1,039,254	24.63
LITHUANIA	428,479	2,695,960	529.19	733,015	1,985,137	170.82
LATVIA	35,000	0	-100.00	57,560	0	-100.00
ESTONIA	234,396	53,500	-77.18	220,603	66,324	-69.94
CROATIA	614	87,500	14,150.81	1,500	127,935	8,429.00
SLOVENIA	713,499	303,500	-57.46	1,033,583	499,051	-51.72
CZECH REPUBLIC	194,000	274,000	41.24	278,125	283,086	1.78
RUSSIA FEDERATION	6,120,916	4,413,899	-27.89	8,712,209	4,388,512	-49.63

TABEL 5. PERKEMBANGAN EKSPOR INDONESIA MENURUT KOMODITI DAN NEGARA TUJUAN

JENIS BARANG	BERAT BERSIH (KG)		PERUB	NILAI FOB (US \$)		PERUB
	JAN-JUN 2008	JAN-JUN 2009	%	JAN-JUN 2008	JAN-JUN 2009	%
(1)	(2)	(3)	(4)	(5)	(6)	(7)
-LAINNYA	112,865,068	76,112,194	-32.56	93,981,685	35,256,269	-62.49
JAPAN	9,032,476	2,306	-99.97	8,133,013	75,874	-99.07
HONG KONG	323,173	2,083	-99.36	431,329	8,370	-98.06
KOREA, REPUBLIC OF	31,037,532	27,241,192	-12.23	25,938,399	11,601,118	-55.27
TAIWAN	53,327	12,385	-76.78	74,804	20,596	-72.47
CHINA	665,459	186,482	-71.98	854,233	208,685	-75.57
THAILAND	31,791,634	271,823	-99.14	27,446,188	309,646	-98.87
SINGAPORE	21,379,141	41,707,360	95.08	17,162,664	18,179,442	5.92
PHILIPPINES	794,898	993,550	24.99	894,302	1,029,749	15.15
MALAYSIA	12,417,484	159,747	-98.71	8,494,940	257,105	-96.97
BRUNEI DARUSSALAM	17,014	17,051	0.22	18,440	15,878	-13.89
VIET NAM	21,676	17,261	-20.37	54,447	37,030	-31.99
MALDIVES	311	0	-100.00	239	0	-100.00
INDIA	3,346	1,337	-60.04	13,687	1,885	-86.23
PAKISTAN	2,298	0	-100.00	8,889	0	-100.00
BANGLADESH	47,999	61,962	29.09	80,840	132,448	63.84
SRI LANKA	5,862	1,872	-68.07	12,628	3,845	-69.55
IRAN (ISLAMIC REPUBLIC OF)	0	58	-	0	5	-
JORDAN	0	27,153	-	0	35,585	-
LEBANON	14,134	14,475	2.41	22,064	28,053	27.14
YEMEN	0	29,811	-	0	52,181	-
TURKEY	14,136	0	-100.00	19,543	0	-100.00
UNITED ARAB EMIRATES	288	5,304,089	1,841,597.57	1,073	3,159,263	294,332.71
MAURITIUS	0	12,112	-	0	23,140	-
AUSTRALIA	232,517	32,153	-86.17	314,499	50,308	-84.00
NEW ZEALAND	2,862	0	-100.00	9,646	0	-100.00
FIJI	324	11,893	3,570.68	1,318	20,250	1,436.42
UNITED STATES	5,006,729	3,989	-99.92	3,971,472	5,792	-99.85
CANADA	28	0	-100.00	91	0	-100.00
NETHERLANDS	1	28	2,700.00	2	14	600.00
FRANCE	11	0	-100.00	70	0	-100.00
GERMANY, FED. REP. OF	403	22	-94.54	22,535	7	-99.97
ITALY	5	0	-100.00	330	0	-100.00
PUPUK	83,853,448	242,750,997	189.49	31,938,445	111,745,485	249.88
JAPAN	20,668,161	12,232,495	-40.81	2,955,831	1,829,322	-38.11
HONG KONG	229	927	304.80	466	1,511	224.25
KOREA, REPUBLIC OF	880,070	7,102,932	707.09	87,334	2,269,248	2,498.36
TAIWAN	521,819	6,926,177	1,227.31	111,291	1,923,086	1,627.98
CHINA	68,758	6,360,500	9,150.56	64,720	3,795,358	5,764.27
PAPUA NEW GUINEA	0	39,999	-	0	23,000	-
THAILAND	5,051,035	11,835,706	134.32	3,727,661	3,375,129	-9.46
SINGAPORE	296,618	1,177,191	296.87	35,607	372,171	945.22
PHILIPPINES	8,242,636	27,882,208	238.27	2,501,504	7,870,246	214.62
MALAYSIA	13,737,042	74,146,752	439.76	8,606,118	32,517,929	277.85
MYANMAR (FORM. BURMA)	600,000	15,077,090	2,412.85	320,205	4,428,443	1,283.00
BRUNEI DARUSSALAM	60,631	0	-100.00	3,028	0	-100.00
VIET NAM	2,250,000	18,142,622	706.34	300,225	7,179,704	2,291.44
MALDIVES	5,428	0	-100.00	4,132	0	-100.00
INDIA	100	39,483,364	39,483,264.00	320	31,258,456	9,768,167.50
BANGLADESH	3,000,000	112,999	-96.23	970,500	65,854	-93.21
KUWAIT	0	22,999	-	0	11,362	-
JORDAN	66,000	0	-100.00	47,520	0	-100.00
OMAN	66,000	173,250	162.50	13,530	16,800	24.17
TURKEY	0	60,000	-	0	45,055	-
UNITED ARAB EMIRATES	241,799	0	-100.00	28,920	0	-100.00
EGYPT	60,000	0	-100.00	39,855	0	-100.00
MADAGASCAR	48,000	0	-100.00	24,000	0	-100.00
KENYA	460,000	1,149,999	150.00	311,650	662,653	112.63
SOUTH AFRICA	0	150,000	-	0	116,637	-
AUSTRALIA	4,481,999	3,225,499	-28.03	1,548,374	982,632	-36.54
NEW ZEALAND	522,340	656,999	25.78	120,207	169,200	40.76
EAST TIMOR	0	99,101	-	0	52,036	-
UNITED STATES	21,060,602	272,374	-98.71	9,323,827	104,026	-98.88
BRAZIL	86,184	0	-100.00	308,807	0	-100.00
COLOMBIA	0	15,828,084	-	0	12,504,186	-
NETHERLANDS	20,000	57,450	187.25	10,905	35,760	227.92
FRANCE	440,000	220,000	-50.00	101,706	34,980	-65.61
LUXEMBOURG	0	1,000	-	0	157	-
SWEDEN	20,000	0	-100.00	770	0	-100.00
IRELAND	110,000	264,000	140.00	21,450	72,600	238.46
MALTA	0	49,280	-	0	27,944	-
RUSSIA FEDERATION	787,997	0	-100.00	347,982	0	-100.00
PRODUK PHARMASI	5,875,634	5,601,126	-4.67	94,042,987	95,498,134	1.55

TABEL 5. PERKEMBANGAN EKSPOR INDONESIA MENURUT KOMODITI DAN NEGARA TUJUAN

JENIS BARANG	BERAT BERSIH (KG)		PERUB	NILAI FOB (US \$)		PERUB
	JAN-JUN 2008	JAN-JUN 2009	%	JAN-JUN 2008	JAN-JUN 2009	%
	(1)	(2)	(3)	(4)	(5)	(6)
JAPAN	95,747	98,563	2.94	6,716,429	10,147,839	51.09
HONG KONG	82,614	112,762	36.49	1,455,825	2,381,223	63.57
KOREA, REPUBLIC OF	78,668	40,965	-47.93	12,962,398	7,159,617	-44.77
TAIWAN	3,998	6,822	70.64	147,295	588,365	299.45
CHINA	48,490	28,942	-40.31	869,738	278,524	-67.98
MONGOLIA	27,509	35,719	29.84	267,519	173,206	-35.25
MACAU	1,053	28,262	2,583.95	59,584	8,778	-85.27
PAPUA NEW GUINEA	4,553	1,205	-73.53	14,030	40,742	190.39
THAILAND	630,754	974,829	54.55	7,702,110	9,067,750	17.73
SINGAPORE	237,415	236,727	-0.29	2,254,832	2,437,458	8.10
PHILIPPINES	818,072	895,382	9.45	9,690,950	16,003,611	65.14
MALAYSIA	696,842	509,263	-26.92	3,678,309	2,773,885	-24.59
MYANMAR (FORM. BURMA)	627,466	656,044	4.55	2,588,970	3,399,144	31.29
CAMBODIA	97,658	115,737	18.51	1,635,947	1,496,477	-8.53
BRUNEI DARUSSALAM	22,787	8,334	-63.43	63,479	43,484	-31.50
LAO PEOPLE'S DEMOCRATIC REPUB	1	0	-100.00	10	0	-100.00
NEPAL	3,355	3,521	4.95	461,052	281,852	-38.87
VIET NAM	151,253	143,870	-4.88	5,111,122	4,708,318	-7.88
MALDIVES	0	30	-	0	3,180	-
INDIA	113,008	7,462	-93.40	12,166,155	9,943,937	-18.27
PAKISTAN	76,715	42,844	-44.15	355,796	533,851	50.04
BANGLADESH	40,115	0	-100.00	25,364	0	-100.00
SRI LANKA	292,141	352,940	20.81	2,127,377	1,964,943	-7.64
AFGHANISTAN	61,002	84,650	38.77	296,586	131,852	-55.54
SAUDI ARABIA	976	7,558	674.39	1,370	4,517	229.71
JORDAN	8,752	0	-100.00	49,674	0	-100.00
LEBANON	140	0	-100.00	8,050	0	-100.00
YEMEN	1,814	3,531	94.65	98,990	109,066	10.18
SYRIA ARAB REPUBLIC	5	1,502	29,940.00	154	61,599	39,899.35
TURKEY	0	1,123	-	0	253,000	-
UNITED ARAB EMIRATES	11,606	5,979	-48.48	99,333	32,597	-67.18
QATAR	0	1,537	-	0	17,900	-
BAHRAIN	605	586	-3.14	12,192	12,788	4.89
EGYPT	5	32,089	641,680.00	4	21,887	547,075.00
LIBYAN ARAB JAMAHIRIYA	6,388	162	-97.46	22,139	16,473	-25.59
MOROCCO	592	0	-100.00	30,800	0	-100.00
ALGERIA	3,105	872	-71.92	816,500	227,300	-72.16
ERITREA	0	1,691	-	0	102,002	-
ETHIOPIA	7,287	0	-100.00	379,071	0	-100.00
TANZANIA, UNITED REPUBLIC OF	5,517	0	-100.00	5,257	0	-100.00
MADAGASCAR	0	1,014	-	0	61,136	-
KENYA	3,533	2,262	-35.98	206,128	193,435	-6.16
EQUATORIAL GUINEA	14,436	302	-97.91	166,056	18,252	-89.01
TOGO	99,013	55,433	-44.01	819,894	615,143	-24.97
GHANA	6,669	230	-96.55	97,451	862	-99.12
LIBERIA	602	0	-100.00	31,339	0	-100.00
GUINEA	0	2	-	0	3	-
CAMEROON	4,109	10,782	162.40	641,089	654,921	2.16
NIGERIA	582,778	471,195	-19.15	6,248,163	9,220,985	47.58
GABON	12,380	0	-100.00	136,741	0	-100.00
COTE D'IVOIRE	1,020	21,429	2,000.88	26,313	984,356	3,640.95
SENEGAL	385	3,491	806.75	20,020	35,376	76.70
MAURITANIA	602	0	-100.00	43,506	0	-100.00
MALI	6,289	280	-95.55	327,173	16,900	-94.83
BENIN	44,652	17,012	-61.90	378,944	69,622	-81.63
GAMBIA	0	404	-	0	25,439	-
SEYCHELLES	526	3,147	498.29	1,044	7,464	614.94
UGANDA	3,310	1,481	-55.26	179,354	89,401	-50.15
CENTRAL AFRICAN REPUBLIC	296	0	-100.00	15,400	0	-100.00
NIGER	2,763	0	-100.00	220,277	0	-100.00
CHAD	13,748	141	-98.97	10,275	10,000	-2.68
DJIBOUTI	0	4,469	-	0	24,863	-
SAO TOME AND PRINCIPE	49	0	-100.00	4,121	0	-100.00
SOUTH AFRICA	9,626	10,039	4.29	240,824	255,820	6.23
ZIMBABWE	3,030	0	-100.00	172,201	0	-100.00
ZAMBIA	1,164	1,601	37.54	60,561	86,520	42.86
MALAWI	7,431	0	-100.00	480,172	0	-100.00
BURUNDI	840	0	-100.00	48,300	0	-100.00
MAURITIUS	1,257	568	-54.81	19,276	10,655	-44.72
AUSTRALIA	241,245	284,256	17.83	5,577,650	4,928,689	-11.64
NEW ZEALAND	65,957	44,852	-32.00	682,656	570,434	-16.44
NORTHERN MARIANA ISLANDS	0	317	-	0	963	-
COOK ISLANDS	7,003	1,655	-76.37	8,227	2,216	-73.06
FIJI	302	1,749	479.14	3,379	11,580	242.70
SAMOA	0	1,415	-	0	1,008	-

TABEL 5. PERKEMBANGAN EKSPOR INDONESIA MENURUT KOMODITI DAN NEGARA TUJUAN

JENIS BARANG	BERAT BERSIH (KG)		PERUB	NILAI FOB (US \$)		PERUB
	JAN-JUN 2008	JAN-JUN 2009	%	JAN-JUN 2008	JAN-JUN 2009	%
(1)	(2)	(3)	(4)	(5)	(6)	(7)
EAST TIMOR	30,538	11,961	-60.83	125,365	21,094	-83.17
UNITED STATES	202,236	118,674	-41.32	138,502	108,618	-21.58
CANADA	7,502	0	-100.00	20,000	0	-100.00
MEXICO	2,187	1,663	-23.96	777,688	224,292	-71.16
SURINAME	608	4,402	624.01	1,034	20,973	1,928.34
ECUADOR	17,013	3,878	-77.21	353,365	92,982	-73.69
BARBADOS	98	86	-12.24	133	144	8.27
CAPE VERDE	52	0	-100.00	5,460	0	-100.00
UNITED KINGDOM	11,982	5,148	-57.04	304,501	289,691	-4.86
NETHERLANDS	7,909	8,500	7.47	126,221	967,437	666.46
FRANCE	48,777	1,216	-97.51	723,294	136,081	-81.19
GERMANY, FED. REP. OF	56,493	22,207	-60.69	798,318	285,203	-64.27
AUSTRIA	2,657	0	-100.00	85,890	0	-100.00
BELGIUM	41,769	3,909	-90.64	303,258	29,210	-90.37
SWITZERLAND	8,412	26,519	215.25	25,939	104,755	303.85
DENMARK	106	0	-100.00	18,963	0	-100.00
NORWAY	211	42	-80.09	14,443	60	-99.58
SWEDEN	2,584	0	-100.00	16,922	0	-100.00
FINLAND	12	1,584	13,100.00	10	152,730	1,527,200.00
ITALY	106	404	281.13	20	223,914	1,119,470.00
SPAIN	6	0	-100.00	1	0	-100.00
PORTUGAL	1,752	0	-100.00	1,882	0	-100.00
GREECE	0	1,267	-	0	6,131	-
DEMOCRATIC REPUBLIC OF THE CC	1,073	0	-100.00	178,000	0	-100.00
POLAND	32,192	414	-98.71	510,068	21,000	-95.88
ROMANIA	2,647	1,817	-31.36	262,486	145,323	-44.64
TAJIKISTAN	180	358	98.89	8,701	18,370	111.13
TURKMENISTAN	296	0	-100.00	31,200	0	-100.00
UZBEKISTAN	3,003	5,756	91.67	159,378	321,309	101.60
RUSSIA FEDERATION	210	292	39.05	11,000	5,609	-49.01
KULIT DAN BARANG DARI KULIT	6,128,306	4,332,688	-29.30	122,599,337	79,871,288	-34.85
JAPAN	116,528	103,875	-10.86	2,762,512	1,924,329	-30.34
HONG KONG	1,270,298	1,218,547	-4.07	23,797,747	19,393,215	-18.51
KOREA, REPUBLIC OF	187,799	242,159	28.95	1,950,346	2,483,327	27.33
TAIWAN	54,815	74,643	36.17	829,766	993,214	19.70
CHINA	1,381,127	583,315	-57.77	25,902,848	10,338,236	-60.09
MACAU	1,439	1,170	-18.69	58,261	40,452	-30.57
PAPUA NEW GUINEA	120	9,259	7,615.83	449	3,180	608.24
THAILAND	223,141	264,377	18.48	4,553,541	4,041,926	-11.24
SINGAPORE	323,370	302,379	-6.49	7,796,507	4,446,700	-42.97
PHILIPPINES	8,407	11,710	39.29	170,564	137,411	-19.44
MALAYSIA	498,146	403,505	-19.00	9,103,402	6,836,717	-24.90
MYANMAR (FORM. BURMA)	173	0	-100.00	375	0	-100.00
CAMBODIA	0	4,119	-	0	105,596	-
BRUNEI DARUSSALAM	440	534	21.36	878	2,309	162.98
NEPAL	27	12	-55.56	2,940	1,975	-32.82
VIET NAM	286,088	153,074	-46.49	6,021,875	3,814,106	-36.66
MALDIVES	657	659	0.30	6,588	23,241	252.78
INDIA	346,948	206,001	-40.62	5,339,759	3,234,197	-39.43
PAKISTAN	2,518	274	-89.12	46,437	8,583	-81.52
SRI LANKA	12,868	14,057	9.24	84,924	244,094	187.43
IRAN (ISLAMIC REPUBLIC OF)	17,339	13,216	-23.78	43,013	51,791	20.41
SAUDI ARABIA	740	468	-36.76	21,076	3,556	-83.13
ISRAEL	308	103	-66.56	960	306	-68.13
LEBANON	35	36	2.86	287	309	7.67
SYRIA ARAB REPUBLIC	106	197	85.85	600	1,080	80.00
TURKEY	9,500	17,779	87.15	15,593	56,279	260.92
UNITED ARAB EMIRATES	3,325	1,053	-68.33	13,030	13,979	7.28
CYPRUS	233	171	-26.61	1,354	1,763	30.21
EGYPT	916	0	-100.00	3,951	0	-100.00
MOROCCO	107	0	-100.00	642	0	-100.00
NAMIBIA	0	311	-	0	721	-
TANZANIA, UNITED REPUBLIC OF	8	4	-50.00	13	68	423.08
MADAGASCAR	0	406	-	0	1,453	-
KENYA	0	15	-	0	412	-
REUNION	239	131	-45.19	1,515	4,800	216.83
CAMEROON	1,561	0	-100.00	3,371	0	-100.00
SENEGAL	0	3	-	0	10	-
SEYCHELLES	67	161	140.30	105	448	326.67
SOUTH AFRICA	1,501	8	-99.47	2,997	168	-94.39
MAURITIUS	1,710	850	-50.29	21,269	2,517	-88.17
VIRGIN ISLANDS (BRITISH)	34	0	-100.00	214	0	-100.00
AUSTRALIA	27,267	47,645	74.74	608,713	615,484	1.11
NEW ZEALAND	2,589	4,552	75.82	36,562	87,399	139.04

TABEL 5. PERKEMBANGAN EKSPOR INDONESIA MENURUT KOMODITI DAN NEGARA TUJUAN

JENIS BARANG	BERAT BERSIH (KG)		PERUB	NILAI FOB (US \$)		PERUB
	JAN-JUN 2008	JAN-JUN 2009	%	JAN-JUN 2008	JAN-JUN 2009	%
	(1)	(2)	(3)	(4)	(5)	(6)
GUAM	135	41	-69.63	642	481	-25.08
NEW CALEDONIA	726	580	-20.11	1,969	4,730	140.22
VANUATU	0	794	-	0	980	-
AMERICAN SAMOA	612	0	-100.00	4,117	0	-100.00
FIJI	3,940	930	-76.40	8,851	16,398	85.27
EAST TIMOR	0	509	-	0	957	-
UNITED STATES	325,603	286,302	-12.07	11,837,510	10,553,038	-10.85
CANADA	1,789	1,795	0.34	11,659	62,208	433.56
MEXICO	3,107	1,424	-54.17	100,768	74,216	-26.35
PANAMA	159	4	-97.48	299	380	27.09
CHILE	252	458	81.75	882	1,590	80.27
ARGENTINA	101	0	-100.00	247	0	-100.00
BRAZIL	7,058	0	-100.00	23,113	0	-100.00
URUGUAY	0	672	-	0	3,829	-
JAMAICA	999	21	-97.90	2,382	50	-97.90
PUERTO RICO	41	31	-24.39	288	460	59.72
BELIZE	1,062	0	-100.00	2,677	0	-100.00
DOMINICAN REPUBLIC	1,517	1,339	-11.73	2,422	3,138	29.56
COSTA RICA	119	0	-100.00	300	0	-100.00
HAITI	0	451	-	0	868	-
BARBADOS	0	2	-	0	105	-
BERMUDA	166	8	-95.18	790	37	-95.32
FRENCH POLYNESIA	2,981	141	-95.27	4,480	142	-96.83
MARTINIQUE	175	70	-60.00	1,634	105	-93.57
NETHERLANDS ANTILLES	1,667	490	-70.61	2,106	8,191	288.94
GUADELOUPE	0	57	-	0	47	-
UNITED KINGDOM	19,817	15,066	-23.97	441,191	203,205	-53.94
NETHERLANDS	53,134	26,143	-50.80	708,035	425,138	-39.96
FRANCE	24,687	15,483	-37.28	504,058	232,234	-53.93
GERMANY, FED. REP. OF	107,975	88,812	-17.75	3,676,080	2,897,555	-21.18
AUSTRIA	1,269	5,909	365.64	32,900	175,196	432.51
BELGIUM	3,867	516	-86.66	5,904	3,746	-36.55
SWITZERLAND	586	926	58.02	17,866	25,938	45.18
DENMARK	1,256	663	-47.21	21,613	16,762	-22.44
NORWAY	1,101	10,626	865.12	17,398	168,936	871.01
SWEDEN	4,280	932	-78.22	153,964	36,888	-76.04
FINLAND	77	27	-64.94	865	192	-77.80
IRELAND	317	283	-10.73	425	2,117	398.12
ITALY	419,210	126,103	-69.92	12,100,547	5,023,501	-58.49
SPAIN	337,631	59,431	-82.40	3,395,774	938,055	-72.38
PORTUGAL	1,715	1,054	-38.54	59,172	22,498	-61.98
GREECE	7,112	1,167	-83.59	56,556	6,699	-88.16
HUNGARY	645	116	-82.02	2,890	190	-93.43
POLAND	4,093	640	-84.36	168,049	31,507	-81.25
ROMANIA	0	27	-	0	109	-
BULGARIA	2,464	0	-100.00	3,638	0	-100.00
YUGOSLAVIA	96	8	-91.67	1,175	37	-96.85
LITHUANIA	0	2	-	0	120	-
CROATIA	271	1,826	573.80	1,253	12,898	929.37
MALTA	935	0	-100.00	2,536	0	-100.00
SLOVAKIA	266	7	-97.37	12,560	337	-97.32
SLOVENIA	2	0	-100.00	30	0	-100.00
CZECH REPUBLIC	784	24	-96.94	2,611	129	-95.06
RUSSIA FEDERATION	13	0	-100.00	127	0	-100.00
KACA DAN BARANG DARI KACA	402,408,694	336,239,564	-16.44	224,698,425	166,399,272	-25.95
JAPAN	50,728,033	23,299,292	-54.07	40,552,578	16,841,621	-58.47
HONG KONG	743,211	870,917	17.18	1,441,456	541,300	-62.45
KOREA, DEMOCRATIC PEOPLE'S RE	0	14,288	-	0	10,319	-
KOREA, REPUBLIC OF	30,623,880	26,722,034	-12.74	11,264,292	6,686,688	-40.64
TAIWAN	4,541,751	4,213,726	-7.22	2,203,824	2,077,866	-5.72
CHINA	6,073,584	7,556,474	24.42	5,298,354	5,332,992	0.65
MONGOLIA	7,731	102	-98.68	6,750	300	-95.56
MACAU	97	39	-59.79	164	495	201.83
PAPUA NEW GUINEA	1,647,314	3,372,546	104.73	888,483	1,966,467	121.33
THAILAND	22,532,417	14,686,880	-34.82	9,452,915	6,497,608	-31.26
SINGAPORE	9,053,880	6,148,473	-32.09	5,066,301	5,324,888	5.10
PHILIPPINES	23,020,085	26,067,907	13.24	10,033,937	9,703,481	-3.29
MALAYSIA	39,245,856	39,135,633	-0.28	16,992,697	13,918,655	-18.09
MYANMAR (FORM. BURMA)	1,317,458	2,009,347	52.52	595,581	566,084	-4.95
CAMBODIA	3,067,793	118,424	-96.14	593,295	51,574	-91.31
BRUNEI DARUSSALAM	178,609	306,789	71.77	96,829	116,373	20.18
NEPAL	29,960	11,730	-60.85	26,415	11,520	-56.39
VIET NAM	11,629,046	24,391,980	109.75	8,076,018	8,738,198	8.20
MALDIVES	374,872	53,661	-85.69	228,748	64,680	-71.72

TABEL 5. PERKEMBANGAN EKSPOR INDONESIA MENURUT KOMODITI DAN NEGARA TUJUAN

JENIS BARANG	BERAT BERSIH (KG)		PERUB	NILAI FOB (US \$)		PERUB
	JAN-JUN 2008	JAN-JUN 2009	%	JAN-JUN 2008	JAN-JUN 2009	%
(1)	(2)	(3)	(4)	(5)	(6)	(7)
INDIA	23,332,115	20,623,524	-11.61	11,470,041	10,673,156	-6.95
PAKISTAN	5,658,006	7,106,409	25.60	4,316,123	4,733,983	9.68
BANGLADESH	2,844,382	2,197,334	-22.75	1,691,543	1,020,169	-39.69
SRI LANKA	1,783,437	1,196,841	-32.89	642,986	477,867	-25.68
AFGHANISTAN	305,185	489,494	60.39	198,619	325,255	63.76
IRAQ	0	209,293	-	0	191,914	-
IRAN (ISLAMIC REPUBLIC OF)	770,284	325,359	-57.76	669,559	261,782	-60.90
SAUDI ARABIA	2,806,672	3,423,105	21.96	1,776,456	2,335,625	31.48
ISRAEL	264,761	620,635	134.41	170,496	340,289	99.59
KUWAIT	759,786	1,339,243	76.27	323,614	555,999	71.81
JORDAN	1,237,677	2,900,226	134.33	927,090	1,626,783	75.47
LEBANON	1,589,242	332,306	-79.09	655,966	116,510	-82.24
YEMEN	512,751	2,033,001	296.49	325,955	1,115,744	242.30
OMAN	166,307	160,438	-3.53	107,158	87,087	-18.73
SYRIA ARAB REPUBLIC	1,432,639	1,647,824	15.02	1,739,649	1,472,303	-15.37
TURKEY	9,772,567	4,858,335	-50.29	6,080,689	2,501,463	-58.86
UNITED ARAB EMIRATES	6,637,668	5,730,551	-13.67	4,174,041	3,633,584	-12.95
QATAR	223,629	715,018	219.73	194,857	220,213	13.01
BAHRAIN	79,524	259,563	226.40	28,326	86,529	205.48
CYPRUS	57,865	29,634	-48.79	100,567	22,341	-77.78
EGYPT	6,755,740	9,336,335	38.20	4,216,308	5,871,346	39.25
LIBYAN ARAB JAMAHIRIYA	0	141,864	-	0	55,120	-
MOROCCO	215,063	107,792	-49.88	159,331	106,993	-32.85
TUNISIA	83,702	7,647	-90.86	47,068	22,770	-51.62
ALGERIA	1,991,272	2,607,530	30.95	1,032,831	1,220,960	18.21
SUDAN	349,137	722,789	107.02	152,204	529,941	248.18
LESOTHO	0	13,830	-	0	11,115	-
NAMIBIA	189	21,968	11,523.28	1,684	7,350	336.46
ETHIOPIA	113	99,920	88,324.78	195	55,800	28,515.38
TANZANIA, UNITED REPUBLIC OF	79,205	159,366	101.21	21,356	48,674	127.92
MADAGASCAR	1,579,131	1,166,645	-26.12	519,315	367,528	-29.23
SOMALIA	0	22,010	-	0	16,804	-
KENYA	3,721,139	4,221,288	13.44	1,065,032	973,493	-8.59
REUNION	32,609	274,819	742.77	38,032	184,657	385.53
MOZAMBIQUE	62,896	34,631	-44.94	43,928	17,339	-60.53
BOTSWANA	0	67	-	0	281	-
TOGO	69,434	0	-100.00	69,800	0	-100.00
GHANA	829,756	213,840	-74.23	350,099	85,554	-75.56
LIBERIA	0	7	-	0	45	-
ANGOLA	658,068	879,292	33.62	235,065	427,064	81.68
CONGO	0	44,445	-	0	13,880	-
CAMEROON	202,613	44,152	-78.21	46,946	11,783	-74.90
NIGERIA	2,287,605	533,964	-76.66	1,064,341	217,758	-79.54
SIERRA LEONE	15	0	-100.00	13	0	-100.00
GABON	623	100	-83.95	1,058	309	-70.79
COTE D'IVOIRE	404,067	120,478	-70.18	158,430	63,167	-60.13
SENEGAL	233,349	280,663	20.28	231,379	224,643	-2.91
BENIN	59,593	33,890	-43.13	17,632	15,000	-14.93
U.S. VIRGIN ISLANDS	1,695	580	-65.78	8,203	6,890	-16.01
SEYCHELLES	22,593	17,154	-24.07	23,146	63,611	174.83
UGANDA	20,372	241	-98.82	14,639	570	-96.11
DJIBOUTI	166,211	48,156	-71.03	54,824	26,530	-51.61
SOUTH AFRICA	6,782,363	6,874,235	1.35	3,374,296	3,002,432	-11.02
ZIMBABWE	112,359	29,677	-73.59	71,602	24,271	-66.10
BURUNDI	19,473	0	-100.00	6,735	0	-100.00
MAURITIUS	521,674	500,443	-4.07	228,132	202,660	-11.17
RWANDA	19,473	0	-100.00	6,696	0	-100.00
VIRGIN ISLANDS (BRITISH)	40,561	373	-99.08	18,093	1,412	-92.20
AUSTRALIA	35,898,773	21,470,178	-40.19	19,338,067	12,991,924	-32.82
NEW ZEALAND	13,510,586	8,148,511	-39.69	4,923,171	2,682,864	-45.51
GUAM	930	2,024	117.63	3,156	4,797	52.00
PALAU	264	26	-90.15	754	521	-30.90
NEW CALEDONIA	175,604	153,652	-12.50	145,997	71,334	-51.14
SAINT VINCENT AND THE GRENADIN	267	23,144	8,568.16	263	8,599	3,169.58
VANUATU	1,060	65,385	6,068.40	1,338	47,433	3,445.07
WALLIS AND FUTUNA ISLANDS	97	80	-17.53	156	160	2.56
COOK ISLANDS	390	854	118.97	3,938	3,278	-16.76
FIJI	89,108	105,867	18.81	95,222	47,291	-50.34
SAMOA	320,502	16,981	-94.70	139,793	12,401	-91.13
SOLOMON ISLANDS	15,105	10,322	-31.67	3,176	5,976	88.16
TONGA	802	28	-96.51	1,001	55	-94.51
EAST TIMOR	183,291	356,232	94.35	136,313	287,325	110.78
UNITED STATES	8,641,634	5,346,594	-38.13	7,816,080	4,685,486	-40.05
CANADA	652,613	815,422	24.95	638,633	404,766	-36.62
MEXICO	2,113,112	1,652,125	-21.82	1,260,254	1,021,218	-18.97

TABEL 5. PERKEMBANGAN EKSPOR INDONESIA MENURUT KOMODITI DAN NEGARA TUJUAN

JENIS BARANG	BERAT BERSIH (KG)		PERUB	NILAI FOB (US \$)		PERUB
	JAN-JUN 2008	JAN-JUN 2009	%	JAN-JUN 2008	JAN-JUN 2009	%
(1)	(2)	(3)	(4)	(5)	(6)	(7)
GUATEMALA	459,351	894,922	94.82	371,521	346,027	-6.86
HONDURAS	40	68,216	170,440.00	26	26,040	100,053.85
NICARAGUA	29,772	21,723	-27.04	20,200	4,957	-75.46
PANAMA	1,760,511	1,462,491	-16.93	1,224,009	723,937	-40.86
CUBA	21,667	38,817	79.15	14,073	30,769	118.64
SURINAME	122,917	40,547	-67.01	79,759	18,076	-77.34
CHILE	535,689	1,916,856	257.83	409,534	955,996	133.44
VENEZUELA	479	27,631	5,668.48	1,540	100,987	6,457.60
ARGENTINA	428,785	877,194	104.58	282,758	601,068	112.57
BRAZIL	1,948,001	3,630,986	86.40	857,080	1,136,750	32.63
COLOMBIA	647,527	613,120	-5.31	516,205	372,273	-27.88
BOLIVIA	0	21,990	-	0	11,574	-
URUGUAY	30,603	110,385	260.70	19,531	55,991	186.68
PARAGUAY	0	79,730	-	0	34,555	-
ECUADOR	1,085,130	697,502	-35.72	587,595	234,550	-60.08
PERU	303,179	51,290	-83.08	163,194	43,947	-73.07
GUYANA	9,566	27,971	192.40	12,514	17,963	43.54
TRINIDAD AND TOBAGO	445,664	1,230,004	175.99	219,651	459,995	109.42
BAHAMAS	234	0	-100.00	266	0	-100.00
JAMAICA	105,249	64,396	-38.82	35,034	26,128	-25.42
PUERTO RICO	478,591	691,318	44.45	292,206	387,585	32.64
DOMINICAN REPUBLIC	621,834	327,754	-47.29	330,682	137,156	-58.52
EL SALVADOR	68,739	43,920	-36.11	23,036	15,839	-31.24
COSTA RICA	116,364	182,627	56.94	60,648	93,187	53.65
HAITI	36,603	843,918	2,205.60	17,261	269,300	1,460.16
BARBADOS	62,640	102,121	63.03	44,643	62,624	40.28
ANGUILLA	0	58	-	0	241	-
ARUBA	42,418	21,433	-49.47	24,618	13,931	-43.41
BERMUDA	1,261	29	-97.70	8,904	114	-98.72
CAPE VERDE	0	34,535	-	0	15,781	-
CAYMAN ISLANDS	284	0	-100.00	74	0	-100.00
DOMINICA	37,062	0	-100.00	12,261	0	-100.00
FRENCH GUIANA	2,227	3,922	76.11	8,999	15,059	67.34
FRENCH POLYNESIA	26,029	3,447	-86.76	31,173	5,802	-81.39
GRENADA	22,552	0	-100.00	7,064	0	-100.00
MARTINIQUE	422	1,219	188.86	1,615	1,987	23.03
NETHERLANDS ANTILLES	3,580	3,648	1.90	6,749	12,387	83.54
SAINT LUCIA	225	46,459	20,548.44	771	16,777	2,076.01
TURKS AND CAICOS ISLANDS	328	0	-100.00	703	0	-100.00
GUADELOUPE	3,336	3,570	7.01	6,623	6,756	2.01
SAINT KITTS AND NEVIS	173	1,217	603.47	259	1,695	554.44
UNITED KINGDOM	1,871,082	1,181,557	-36.85	2,612,403	1,475,984	-43.50
NETHERLANDS	774,006	970,740	25.42	968,769	1,017,823	5.06
FRANCE	501,428	544,346	8.56	1,002,303	1,224,146	22.13
GERMANY, FED. REP. OF	1,217,667	908,462	-25.39	1,697,842	1,297,311	-23.59
AUSTRIA	3,282	6,231	89.85	38,228	42,285	10.61
BELGIUM	68,079	110,389	62.15	166,861	185,289	11.04
SWITZERLAND	28,340	7,035	-75.18	144,027	37,860	-73.71
DENMARK	43,990	130,400	196.43	27,116	64,384	137.44
NORWAY	48,329	24,164	-50.00	33,031	17,108	-48.21
SWEDEN	121,218	29,771	-75.44	116,567	37,780	-67.59
FINLAND	66,740	312,895	368.83	76,887	226,725	194.88
IRELAND	476,291	135,169	-71.62	427,556	119,310	-72.09
ITALY	576,153	536,702	-6.85	931,285	568,701	-38.93
SPAIN	24,105,872	8,727,098	-63.80	7,377,504	2,217,736	-69.94
PORTUGAL	1,023,095	106,441	-89.60	444,718	71,171	-84.00
GREECE	1,305,378	485,118	-62.84	564,315	242,700	-56.99
DEMOCRATIC REPUBLIC OF THE CC	0	97,133	-	0	64,709	-
HUNGARY	56,408	38,455	-31.83	72,659	109,871	51.21
POLAND	2,273,757	2,793,254	22.85	1,529,321	2,080,713	36.05
ROMANIA	318,497	502,155	57.66	254,986	439,261	72.27
BULGARIA	396,019	525,397	32.67	186,728	231,249	23.84
YUGOSLAVIA	176	358	103.41	426	826	93.90
ALBANIA	0	71,142	-	0	39,386	-
AZERBAIJAN	0	3	-	0	15	-
BELARUS	0	7,505	-	0	7,003	-
KAZAKHSTAN	165,803	62,031	-62.59	239,365	87,423	-63.48
UKRAINE	1,041,955	288,188	-72.34	1,444,701	480,975	-66.71
LITHUANIA	65,044	19,487	-70.04	85,306	26,893	-68.47
LATVIA	2	620	30,900.00	17	3,479	20,364.71
ESTONIA	1,121	1,165	3.93	4,636	2,669	-42.43
GEORGIA	8,743	209,482	2,296.00	16,964	68,081	301.33
CROATIA	555,293	181,746	-67.27	336,055	139,771	-58.41
BOSNIA AND HERZEGOVINA	411,474	205,286	-50.11	247,068	173,938	-29.60
MALTA	14,801	4,301	-70.94	14,987	9,981	-33.40

TABEL 5. PERKEMBANGAN EKSPOR INDONESIA MENURUT KOMODITI DAN NEGARA TUJUAN

JENIS BARANG	BERAT BERSIH (KG)		PERUB	NILAI FOB (US \$)		PERUB
	JAN-JUN 2008	JAN-JUN 2009	%	JAN-JUN 2008	JAN-JUN 2009	%
(1)	(2)	(3)	(4)	(5)	(6)	(7)
SLOVAKIA	827	0	-100.00	1,717	0	-100.00
SLOVENIA	1,173	2,235	90.54	7,093	3,836	-45.92
CZECH REPUBLIC	207,305	208,566	0.61	170,619	169,970	-0.38
RUSSIA FEDERATION	1,224,009	711,580	-41.86	1,565,489	752,223	-51.95
KERTAS DAN BARANG DARI KERTA	2,093,334,643	2,130,075,563	1.76	1,935,058,769	1,618,499,886	-16.36
JAPAN	173,418,657	219,331,265	26.48	179,425,783	199,161,113	11.00
HONG KONG	56,233,434	47,143,245	-16.17	47,547,163	36,708,415	-22.80
KOREA, DEMOCRATIC PEOPLE'S RE	0	1,852	-	0	4,646	-
KOREA, REPUBLIC OF	40,992,887	33,544,603	-18.17	36,586,781	27,918,297	-23.69
TAIWAN	73,562,917	69,465,754	-5.57	56,422,336	35,203,489	-37.61
CHINA	147,174,134	120,690,074	-18.00	118,978,879	69,875,586	-41.27
MONGOLIA	7,393	103,520	1,300.24	14,400	54,557	278.87
MACAU	977	304,956	31,113.51	163	159,707	97,879.75
PAPUA NEW GUINEA	2,068,342	1,810,666	-12.46	2,464,820	1,602,418	-34.99
THAILAND	53,441,274	47,537,374	-11.05	52,907,039	37,593,784	-28.94
SINGAPORE	100,166,351	81,494,820	-18.64	75,679,882	53,430,758	-29.40
PHILIPPINES	45,069,528	54,342,475	20.57	44,655,779	36,769,333	-17.66
MALAYSIA	180,264,916	202,273,098	12.21	161,722,315	134,896,442	-16.59
MYANMAR (FORM. BURMA)	21,619,808	20,932,322	-3.18	15,853,422	12,559,116	-20.78
CAMBODIA	5,007,740	7,467,268	49.11	4,792,816	5,418,197	13.05
BRUNEI DARUSSALAM	538,345	586,021	8.86	613,032	801,974	30.82
LAO PEOPLE'S DEMOCRATIC REPUB	16,695	32,289	93.41	10,672	21,004	96.81
NEPAL	80,431	111,812	39.02	535,006	1,156,494	116.16
VIET NAM	106,299,801	126,325,032	18.84	89,296,076	84,376,610	-5.51
MALDIVES	611,662	380,899	-37.73	719,802	453,366	-37.02
INDIA	44,452,342	38,890,571	-12.51	35,946,042	31,368,030	-12.74
PAKISTAN	35,935,796	52,645,815	46.50	33,893,586	36,438,983	7.51
BANGLADESH	16,608,083	24,213,112	45.79	15,045,415	15,720,614	4.49
SRI LANKA	30,658,432	33,027,763	7.73	22,427,983	20,299,121	-9.49
AFGHANISTAN	268,057	35,018	-86.94	475,353	210,077	-55.81
IRAQ	24,140	16,166	-33.03	36,627	12,609	-65.57
IRAN (ISLAMIC REPUBLIC OF)	84,723,196	52,165,005	-38.43	74,014,288	39,836,644	-46.18
SAUDI ARABIA	69,634,368	62,166,705	-10.72	67,562,239	43,446,387	-35.69
ISRAEL	781,399	17,937	-97.70	725,536	20,819	-97.13
KUWAIT	8,801,259	5,215,376	-40.74	9,256,421	5,306,620	-42.67
JORDAN	16,355,031	16,207,879	-0.90	16,241,972	12,113,023	-25.42
LEBANON	4,978,451	12,751,493	156.13	5,379,078	7,337,040	36.40
YEMEN	14,938,195	12,850,250	-13.98	14,579,777	8,960,117	-38.54
OMAN	5,011,654	6,894,560	37.57	5,154,610	5,842,688	13.35
SYRIA ARAB REPUBLIC	9,400,824	11,164,362	18.76	9,019,106	8,101,564	-10.17
TURKEY	26,472,644	38,200,764	44.30	24,152,350	22,481,869	-6.92
UNITED ARAB EMIRATES	62,141,007	82,626,198	32.97	63,970,928	65,909,040	3.03
QATAR	4,417,996	4,192,469	-5.10	5,179,159	4,221,963	-18.48
BAHRAIN	4,357,419	4,436,122	1.81	4,734,547	4,147,370	-12.40
CYPRUS	2,260,170	4,165,150	84.28	2,338,213	3,284,887	40.49
EGYPT	22,866,945	29,740,733	30.06	21,678,751	21,568,264	-0.51
LIBYAN ARAB JAMAHIRIYA	3,988,375	4,407,888	10.52	3,875,959	3,637,975	-6.14
MOROCCO	329,999	832,410	152.25	484,210	719,872	48.67
TUNISIA	673,767	1,030,140	52.89	645,034	896,222	38.94
ALGERIA	20,280	9	-99.96	16,523	88	-99.47
SUDAN	15,329,806	14,049,868	-8.35	14,948,675	10,628,308	-28.90
ERITREA	82,907	82,625	-0.34	77,915	77,667	-0.32
NAMIBIA	48	71,747	149,372.92	169	102,430	60,509.47
ETHIOPIA	162,918	1,104,035	577.66	193,268	504,477	161.02
TANZANIA, UNITED REPUBLIC OF	754,002	1,269,096	68.31	704,519	1,019,014	44.64
MADAGASCAR	2,670,952	1,323,162	-50.46	3,069,244	1,299,990	-57.64
SOMALIA	201,428	327,594	62.64	490,813	342,224	-30.27
KENYA	5,202,132	6,712,768	29.04	4,577,344	4,610,944	0.73
REUNION	5,190,156	1,318,042	-74.60	4,452,859	1,360,316	-69.45
MOZAMBIQUE	814,294	772,246	-5.16	821,608	738,615	-10.10
EQUATORIAL GUINEA	75,785	37,166	-50.96	75,567	27,009	-64.26
TOGO	5,714,225	6,788,985	18.81	6,275,306	6,324,991	0.79
GHANA	8,905,316	7,020,728	-21.16	8,190,399	5,392,239	-34.16
LIBERIA	360,882	318,570	-11.72	399,892	278,094	-30.46
GUINEA	1,618,735	1,108,018	-31.55	1,654,964	1,028,412	-37.86
ANGOLA	1,129,017	554,998	-50.84	1,138,382	550,377	-51.65
CONGO	2,220,924	1,643,849	-25.98	2,366,824	1,563,296	-33.95
CAMEROON	3,782,831	3,906,440	3.27	4,283,518	2,961,226	-30.87
NIGERIA	51,524,255	33,294,088	-35.38	46,543,446	23,060,186	-50.45
SIERRA LEONE	595,008	622,038	4.54	650,633	591,982	-9.01
GABON	246,904	377,860	53.04	307,521	397,433	29.24
COTE D'IVOIRE	918,885	2,642,575	187.58	877,855	2,209,688	151.71
SENEGAL	1,892,430	1,581,187	-16.45	1,926,529	1,265,533	-34.31
MAURITANIA	1,025,665	685,527	-33.16	1,142,717	674,235	-41.00

TABEL 5. PERKEMBANGAN EKSPOR INDONESIA MENURUT KOMODITI DAN NEGARA TUJUAN

JENIS BARANG	BERAT BERSIH (KG)		PERUB	NILAI FOB (US \$)		PERUB
	JAN-JUN 2008	JAN-JUN 2009	%	JAN-JUN 2008	JAN-JUN 2009	%
(1)	(2)	(3)	(4)	(5)	(6)	(7)
MALI	74,349	134,876	81.41	65,034	82,145	26.31
BENIN	2,338,738	3,611,461	54.42	2,389,773	3,279,660	37.24
BURKINA FASO	13,271	61,534	363.67	19,250	43,339	125.14
GUINEA BISSAU	18,549	0	-100.00	20,473	0	-100.00
GAMBIA	194,122	201,125	3.61	194,238	179,675	-7.50
U.S. VIRGIN ISLANDS	34	0	-100.00	20	0	-100.00
SEYCHELLES	38,599	42,996	11.39	48,139	37,073	-22.99
UGANDA	365,847	298,943	-18.29	448,975	313,521	-30.17
NIGER	55,109	4,625	-91.61	65,759	6,050	-90.80
DJIBOUTI	16,540,266	11,145,706	-32.61	15,539,273	9,683,795	-37.68
SAO TOME AND PRINCIPE	14,967	18,549	23.93	14,500	13,982	-3.57
SWAZILAND	0	60	-	0	825	-
SOUTH AFRICA	38,402,245	29,811,302	-22.37	29,681,984	21,223,191	-28.50
ZIMBABWE	15,314	150,015	879.59	24,398	75,008	207.44
ZAMBIA	19,510	0	-100.00	41,276	0	-100.00
MALAWI	53,383	98,152	83.86	52,028	89,995	72.97
COMOROS	112,655	54,087	-51.99	139,195	51,897	-62.72
MAURITIUS	10,023,596	8,036,286	-19.83	7,447,570	4,732,890	-36.45
VIRGIN ISLANDS (BRITISH)	483	88,232	18,167.49	1,768	45,650	2,482.01
AUSTRALIA	85,422,468	64,413,615	-24.59	86,088,695	62,145,536	-27.81
NEW ZEALAND	14,218,759	12,685,389	-10.78	12,915,991	12,116,893	-6.19
MICRONESIA, FEDERATED STATES	0	4,482	-	0	9,874	-
GUAM	77,334	407,641	427.12	127,539	385,851	202.54
PALAU	142	752	429.58	323	11,569	3,481.73
NEW CALEDONIA	888,479	805,472	-9.34	1,067,794	749,301	-29.83
NORTHERN MARIANA ISLANDS	3,399	0	-100.00	5,119	0	-100.00
VANUATU	91,174	55,726	-38.88	121,831	68,400	-43.86
WALLIS AND FUTUNA ISLANDS	0	602	-	0	788	-
AMERICAN SAMOA	426	19,317	4,434.51	2,444	16,827	588.50
COOK ISLANDS	5,893	24,275	311.93	17,319	48,975	182.78
FIJI	1,974,210	799,461	-59.50	1,749,630	694,758	-60.29
KIRIBATI	220	5,708	2,494.55	1,012	12,703	1,155.24
SAMOA	34,826	17,710	-49.15	38,587	19,054	-50.62
SOLOMON ISLANDS	51,077	33,257	-34.89	94,093	72,488	-22.96
TONGA	25,716	19,249	-25.15	32,746	15,359	-53.10
TUVALU	1,017	1,031	1.38	2,547	1,541	-39.50
EAST TIMOR	314,857	833,355	164.68	287,258	817,170	184.47
UNITED STATES	131,568,272	113,718,292	-13.57	131,315,728	106,126,762	-19.18
CANADA	21,264,521	21,494,394	1.08	21,057,252	18,978,886	-9.87
MEXICO	3,258,323	4,076,753	25.12	3,208,154	3,419,145	6.58
GUATEMALA	711,381	2,094,539	194.43	592,284	1,525,875	157.63
HONDURAS	92,637	1,243,199	1,242.01	78,044	866,470	1,010.23
NICARAGUA	1,339,251	1,274,233	-4.85	1,146,005	888,343	-22.48
PANAMA	557,058	2,200,857	295.09	568,008	1,807,745	218.26
CUBA	3,711,174	1,428,503	-61.51	3,235,385	1,223,916	-62.17
SURINAME	170,170	378,866	122.64	184,179	355,084	92.79
CHILE	954,936	2,161,743	126.38	1,135,500	2,101,841	85.10
VENEZUELA	830,393	2,406,685	189.82	828,898	1,905,145	129.84
ARGENTINA	1,846,810	755,406	-59.10	1,855,013	953,079	-48.62
BRAZIL	21,299,658	21,956,359	3.08	18,684,619	16,331,497	-12.59
COLOMBIA	2,084,454	1,770,282	-15.07	2,426,426	1,876,393	-22.67
BOLIVIA	329	399,554	121,344.98	19,055	252,768	1,226.52
URUGUAY	180,644	93,756	-48.10	190,165	108,410	-42.99
PARAGUAY	821,810	334,248	-59.33	823,224	256,327	-68.86
ECUADOR	3,486,595	4,321,822	23.96	3,735,995	3,688,305	-1.28
PERU	5,017,401	5,446,962	8.56	5,431,010	4,932,256	-9.18
GUYANA	133,888	684,184	411.01	118,826	430,292	262.12
TRINIDAD AND TOBAGO	670,316	418,326	-37.59	604,677	324,711	-46.30
BAHAMAS	24,697	11,407	-53.81	21,521	12,493	-41.95
JAMAICA	762,437	620,129	-18.66	783,755	559,741	-28.58
PUERTO RICO	912,573	2,718,104	197.85	838,946	2,048,532	144.18
BELIZE	48,616	7,344	-84.89	43,519	12,990	-70.15
DOMINICAN REPUBLIC	2,588,614	1,208,462	-53.32	2,373,735	885,647	-62.69
EL SALVADOR	1,257,468	1,946,491	54.79	1,233,656	1,416,939	14.86
COSTA RICA	3,856,045	5,192,708	34.66	3,403,957	3,602,604	5.84
HAITI	50,804	62,316	22.66	35,054	69,917	99.46
BARBADOS	62,267	35,889	-42.36	64,886	35,867	-44.72
ARUBA	66	0	-100.00	1,900	0	-100.00
BERMUDA	407	605	48.65	2,285	2,126	-6.96
CAPE VERDE	55,646	18,549	-66.67	51,409	14,084	-72.60
CAYMAN ISLANDS	0	3	-	0	200	-
DOMINICA	182,204	326,907	79.42	154,874	240,682	55.41
FRENCH GUIANA	1,386	18,672	1,247.19	4,732	15,250	222.27
FRENCH POLYNESIA	677,454	783,090	15.59	776,710	772,261	-0.57
GRENADA	1,043	0	-100.00	6,041	0	-100.00

TABEL 5. PERKEMBANGAN EKSPOR INDONESIA MENURUT KOMODITI DAN NEGARA TUJUAN

JENIS BARANG	BERAT BERSIH (KG)		PERUB	NILAI FOB (US \$)		PERUB
	JAN-JUN 2008	JAN-JUN 2009	%	JAN-JUN 2008	JAN-JUN 2009	%
(1)	(2)	(3)	(4)	(5)	(6)	(7)
MARTINIQUE	95,982	236,710	146.62	91,137	217,241	138.37
NETHERLANDS ANTILLES	52,772	96,334	82.55	61,396	96,591	57.32
SAINT LUCIA	61	0	-100.00	210	0	-100.00
GUADELOUPE	277,200	197,414	-28.78	278,582	171,529	-38.43
SAINT KITTS AND NEVIS	0	487	-	0	678	-
UNITED KINGDOM	13,727,416	23,177,499	68.84	16,713,651	21,872,324	30.87
NETHERLANDS	2,791,376	9,352,053	235.03	5,209,436	8,801,114	68.95
FRANCE	2,995,363	3,113,085	3.93	4,369,054	3,699,823	-15.32
GERMANY, FED. REP. OF	2,987,036	6,212,805	107.99	6,495,872	8,236,313	26.79
AUSTRIA	525	72,217	13,655.62	2,245	70,205	3,027.17
BELGIUM	29,190,361	29,975,638	2.69	30,540,147	25,292,109	-17.18
SWITZERLAND	13,190	17,266	30.90	45,292	48,958	8.09
LUXEMBOURG	400	1	-99.75	870	1	-99.89
DENMARK	336,194	477,526	42.04	898,651	985,679	9.68
NORWAY	161,724	177,425	9.71	322,237	219,829	-31.78
SWEDEN	960,402	510,549	-46.84	1,604,538	1,124,932	-29.89
FINLAND	397,224	199,619	-49.75	652,643	308,119	-52.79
IRELAND	729,453	1,154,231	58.23	1,065,505	1,405,646	31.92
ITALY	18,536,484	37,879,377	104.35	17,498,292	28,476,784	62.74
SPAIN	14,087,603	17,336,031	23.06	14,992,356	16,950,834	13.06
PORTUGAL	2,899,043	2,212,857	-23.67	2,561,138	2,224,711	-13.14
GREECE	12,329,415	16,046,830	30.15	12,069,499	13,139,621	8.87
LIECHTENSTEIN	0	62	-	0	3,063	-
DEMOCRATIC REPUBLIC OF THE CC	2,228,110	2,264,673	1.64	2,245,919	2,385,431	6.21
HUNGARY	1,442	1,394,506	96,606.38	2,792	956,618	34,162.82
POLAND	560,258	1,056,406	88.56	809,919	951,098	17.43
ROMANIA	2,085,284	4,214,113	102.09	2,082,361	3,549,654	70.46
BULGARIA	440,759	1,060,463	140.60	438,661	746,211	70.11
YUGOSLAVIA	182,252	667,022	265.99	202,947	467,006	130.11
ALBANIA	410,713	1,356,023	230.16	436,519	1,166,584	167.25
ARMENIA	35,098	125,676	258.07	42,279	107,000	153.08
KAZAKHSTAN	336,659	62,702	-81.38	287,077	39,959	-86.08
UKRAINE	3,225,365	2,745,283	-14.88	3,408,806	2,324,727	-31.80
LITHUANIA	555,212	364,971	-34.26	834,546	500,284	-40.05
LATVIA	243,250	79,808	-67.19	270,625	100,160	-62.99
ESTONIA	85,550	225,499	163.59	152,422	309,727	103.20
GEORGIA	1,664,631	1,984,484	19.21	1,651,146	1,763,002	6.77
CROATIA	291,603	1,406,346	382.28	301,975	1,086,618	259.84
BOSNIA AND HERZEGOVINA	800,773	461,913	-42.32	811,187	258,937	-68.08
MALTA	353,513	532,966	50.76	382,282	460,387	20.43
SLOVAKIA	172	154,179	89,538.95	26,767	127,999	378.20
SLOVENIA	33,248	2,725,137	8,096.39	91,289	1,753,443	1,820.76
CZECH REPUBLIC	7,740	251,981	3,155.57	23,020	172,744	650.41
RUSSIA FEDERATION	8,256,379	3,614,314	-56.22	9,071,631	3,781,949	-58.31
-GLISEROL DAN LARUTAN ALKALI	33,879,176	21,073,609	-37.80	16,101,154	3,487,307	-78.34
JAPAN	2,057,307	2,026,050	-1.52	1,275,656	344,661	-72.98
KOREA, REPUBLIC OF	18,000	0	-100.00	36,000	0	-100.00
CHINA	10,357,720	16,278,880	57.17	3,931,264	2,279,124	-42.03
SINGAPORE	100	6	-94.00	22	9	-59.09
PHILIPPINES	208,070	373,760	79.63	356,554	194,277	-45.51
MALAYSIA	14,300,000	760,000	-94.69	5,950,000	125,000	-97.90
INDIA	2,870,940	1,180,930	-58.87	1,541,233	324,474	-78.95
IRAN (ISLAMIC REPUBLIC OF)	108,000	0	-100.00	45,360	0	-100.00
SAUDI ARABIA	200,000	100,000	-50.00	348,000	38,500	-88.94
YEMEN	57,000	0	-100.00	97,945	0	-100.00
SYRIA ARAB REPUBLIC	95,000	0	-100.00	165,300	0	-100.00
UNITED ARAB EMIRATES	20,000	0	-100.00	34,060	0	-100.00
EGYPT	247,000	220,000	-10.93	429,780	97,000	-77.43
SUDAN	300,000	0	-100.00	332,400	0	-100.00
ETHIOPIA	0	20,900	-	0	16,302	-
MOZAMBIQUE	0	44,000	-	0	28,600	-
CAMEROON	0	20,000	-	0	8,400	-
AUSTRALIA	0	76	-	0	60	-
NEW ZEALAND	0	20,000	-	0	9,300	-
CANADA	20,000	29,007	45.04	33,400	21,600	-35.33
VENEZUELA	20,000	0	-100.00	24,000	0	-100.00
NETHERLANDS	3,000,039	0	-100.00	1,500,180	0	-100.00
-MARGARIN DAN LEMAK LAINNYA	244,186,581	170,773,474	-30.06	267,641,413	123,959,736	-53.68
JAPAN	347,685	1,126,147	223.90	491,646	1,018,272	107.11
HONG KONG	3,646,173	3,590,453	-1.53	3,529,462	2,065,162	-41.49
KOREA, REPUBLIC OF	35,600	1,010,124	2,737.43	50,579	717,434	1,318.44
TAIWAN	419,703	856,271	104.02	515,872	623,312	20.83
CHINA	55,835,371	23,945,273	-57.11	53,628,857	15,144,395	-71.76

TABEL 5. PERKEMBANGAN EKSPOR INDONESIA MENURUT KOMODITI DAN NEGARA TUJUAN

JENIS BARANG	BERAT BERSIH (KG)		PERUB	NILAI FOB (US \$)		PERUB
	JAN-JUN 2008	JAN-JUN 2009	%	JAN-JUN 2008	JAN-JUN 2009	%
(1)	(2)	(3)	(4)	(5)	(6)	(7)
PAPUA NEW GUINEA	419,272	543,972	29.74	450,664	366,342	-18.71
THAILAND	396,000	1,365,000	244.70	565,278	1,038,377	83.69
SINGAPORE	2,968,912	9,522,526	220.74	3,600,950	7,949,975	120.77
PHILIPPINES	3,703,995	4,228,178	14.15	4,149,238	2,950,451	-28.89
MALAYSIA	2,986,733	946,927	-68.30	3,570,701	891,549	-75.03
MYANMAR (FORM. BURMA)	312,020	819,178	162.54	404,437	587,572	45.28
CAMBODIA	21,960	21,960	0.00	23,973	16,348	-31.81
VIET NAM	11,349,670	2,360,737	-79.20	11,756,022	2,194,862	-81.33
MALDIVES	7,159	8,571	19.72	10,987	8,737	-20.48
INDIA	381,544	775,078	103.14	510,820	697,542	36.55
PAKISTAN	41,472	957,360	2,208.45	45,689	707,580	1,448.69
BANGLADESH	20,235	22,050	8.97	24,404	11,832	-51.52
SRI LANKA	7,302,876	5,074,533	-30.51	7,214,970	2,899,827	-59.81
AFGHANISTAN	0	38,027	-	0	29,477	-
IRAQ	54,657,772	5,294,549	-90.31	59,688,219	3,989,820	-93.32
IRAN (ISLAMIC REPUBLIC OF)	1,317,866	4,288,309	225.40	1,724,119	3,284,339	90.49
SAUDI ARABIA	3,094,374	3,769,197	21.81	3,351,847	2,504,946	-25.27
ISRAEL	0	86,880	-	0	58,058	-
KUWAIT	187,200	146,650	-21.66	227,732	156,725	-31.18
JORDAN	0	144,688	-	0	89,231	-
LEBANON	689,749	695,426	0.82	1,001,925	526,529	-47.45
YEMEN	40,800	80,000	96.08	40,420	50,000	23.70
OMAN	207,508	44,000	-78.80	310,100	49,338	-84.09
SYRIA ARAB REPUBLIC	1,258,360	1,569,187	24.70	1,708,047	1,315,168	-23.00
TURKEY	3,401,648	2,778,960	-18.31	3,992,671	2,264,577	-43.28
UNITED ARAB EMIRATES	352,827	555,680	57.49	459,594	381,743	-16.94
QATAR	20,100	19,080	-5.07	21,044	9,731	-53.76
EGYPT	3,764,800	6,862,699	82.29	4,659,559	5,253,853	12.75
MOROCCO	281,850	825,599	192.92	393,974	634,023	60.93
ALGERIA	10,894,930	12,664,682	16.24	12,818,098	8,622,498	-32.73
SUDAN	1,546,804	1,306,680	-15.52	1,760,693	885,977	-49.68
NAMIBIA	0	55,380	-	0	35,721	-
ETHIOPIA	444,000	463,200	4.32	590,760	326,964	-44.65
TANZANIA, UNITED REPUBLIC OF	556,100	75,800	-86.37	553,089	50,795	-90.82
MADAGASCAR	0	62,363	-	0	40,370	-
KENYA	73,600	81,600	10.87	69,819	46,308	-33.67
MOZAMBIQUE	2,206,400	775,405	-64.86	2,348,282	538,305	-77.08
TOGO	440,557	803,040	82.28	425,185	516,478	21.47
GHANA	2,129,721	3,306,190	55.24	2,170,518	2,330,634	7.38
LIBERIA	170,534	326,960	91.73	178,030	243,813	36.95
ANGOLA	1,454,795	4,030,436	177.04	1,554,677	2,738,390	76.14
CONGO	615,858	907,495	47.35	665,512	604,837	-9.12
CAMEROON	799,638	670,945	-16.09	919,068	422,564	-54.02
NIGERIA	12,639,998	10,668,786	-15.60	13,926,643	7,044,725	-49.42
SIERRA LEONE	241,192	179,631	-25.52	235,015	122,095	-48.05
GABON	19,224	0	-100.00	18,818	0	-100.00
COTE D'IVOIRE	232,000	0	-100.00	282,174	0	-100.00
BENIN	4,562,235	1,840,701	-59.65	4,509,530	1,124,338	-75.07
GAMBIA	16,975	31,680	86.63	17,999	22,493	24.97
NIGER	179,033	0	-100.00	197,849	0	-100.00
CHAD	204,149	0	-100.00	191,072	0	-100.00
DJIBOUTI	991,160	470,511	-52.53	1,089,771	326,673	-70.02
SAO TOME AND PRINCIPE	145,598	182,000	25.00	145,132	137,540	-5.23
SOUTH AFRICA	1,416,958	1,772,246	25.07	2,144,601	1,627,791	-24.10
MALAWI	162,245	141,750	-12.63	192,495	105,003	-45.45
MAURITIUS	17,530	16,900	-3.59	18,905	11,154	-41.00
VIRGIN ISLANDS (BRITISH)	41,400	0	-100.00	41,400	0	-100.00
AUSTRALIA	1,928,834	2,108,688	9.32	2,155,265	1,433,424	-33.49
NEW ZEALAND	2,105,653	2,572,940	22.19	2,456,898	1,682,763	-31.51
FIJI	42,200	63,400	50.24	47,043	42,822	-8.97
KIRIBATI	10,296	0	-100.00	18,533	0	-100.00
SOLOMON ISLANDS	98,778	52,669	-46.68	112,698	63,038	-44.06
EAST TIMOR	186,702	312,327	67.29	199,460	313,427	57.14
UNITED STATES	192,451	21,578	-88.79	385,057	62,516	-83.76
CANADA	19,975	393	-98.03	19,176	1,300	-93.22
NICARAGUA	0	44,000	-	0	27,319	-
CUBA	19,335	0	-100.00	21,913	0	-100.00
SURINAME	0	86,328	-	0	81,580	-
ARGENTINA	17,575	0	-100.00	23,684	0	-100.00
GUYANA	42,000	0	-100.00	50,400	0	-100.00
TRINIDAD AND TOBAGO	160,162	260,261	62.50	199,344	181,579	-8.91
JAMAICA	489,856	1,466,106	199.29	523,589	899,208	71.74
HAITI	0	58,500	-	0	45,045	-
BARBADOS	100,105	360,378	260.00	123,630	251,070	103.08
CAPE VERDE	0	33,038	-	0	23,770	-

TABEL 5. PERKEMBANGAN EKSPOR INDONESIA MENURUT KOMODITI DAN NEGARA TUJUAN

JENIS BARANG	BERAT BERSIH (KG)		PERUB	NILAI FOB (US \$)		PERUB
	JAN-JUN 2008	JAN-JUN 2009	%	JAN-JUN 2008	JAN-JUN 2009	%
	(1)	(2)	(3)	(4)	(5)	(6)
MARTINIQUE	16,926	16,918	-0.05	18,590	10,225	-45.00
NETHERLANDS	62,752	15,276	-75.66	96,323	18,504	-80.79
GERMANY, FED. REP. OF	180,002	1	-100.00	200,603	1	-100.00
SWITZERLAND	30	0	-100.00	76	0	-100.00
DENMARK	3,503,560	11,548,188	229.61	4,457,894	6,013,676	34.90
SWEDEN	27,988	0	-100.00	41,050	0	-100.00
ITALY	749,999	199,960	-73.34	987,250	134,973	-86.33
PORTUGAL	5,713	0	-100.00	6,136	0	-100.00
GREECE	788,800	558,997	-29.13	968,300	498,364	-48.53
DEMOCRATIC REPUBLIC OF THE CC	925,559	423,250	-54.27	973,169	248,768	-74.44
HUNGARY	0	125,000	-	0	101,787	-
ROMANIA	1,992,039	2,046,000	2.71	2,575,946	1,761,167	-31.63
BULGARIA	1,926,849	3,065,688	59.10	2,101,285	2,358,291	12.23
ALBANIA	22,000	0	-100.00	28,592	0	-100.00
KAZAKHSTAN	266,600	156,300	-41.37	390,649	170,002	-56.48
TAJIKISTAN	61,920	0	-100.00	73,069	0	-100.00
TURKMENISTAN	112,500	62,481	-44.46	190,575	65,029	-65.88
UKRAINE	4,318,499	6,450,482	49.37	6,585,196	7,007,194	6.41
UZBEKISTAN	206,000	72,314	-64.90	207,236	54,375	-73.76
LITHUANIA	44,400	0	-100.00	61,938	0	-100.00
LATVIA	241,099	287,087	19.07	333,343	250,824	-24.75
ESTONIA	304,640	108,800	-64.29	550,942	181,174	-67.12
GEORGIA	22,199	81,999	269.38	27,079	69,290	155.88
CROATIA	20,000	22,000	10.00	25,200	15,159	-39.85
SLOVENIA	122,000	508,832	317.08	144,960	358,483	147.30
RUSSIA FEDERATION	21,176,717	12,375,645	-41.56	25,070,387	11,120,996	-55.64
-SABUN MANDI DAN CUCI	264,067,237	272,505,147	3.20	278,049,061	259,924,007	-6.52
JAPAN	5,562,253	4,879,240	-12.28	6,348,142	5,137,085	-19.08
HONG KONG	1,447,024	1,779,551	22.98	1,795,792	2,353,640	31.06
KOREA, DEMOCRATIC PEOPLE'S RE	83,708	565,300	575.32	120,226	426,559	254.80
KOREA, REPUBLIC OF	3,297,466	1,953,180	-40.77	4,122,301	2,281,317	-44.66
TAIWAN	3,568,253	2,859,222	-19.87	4,847,958	3,170,891	-34.59
CHINA	12,259,379	11,557,270	-5.73	10,732,449	8,797,022	-18.03
MONGOLIA	362,949	382,525	5.39	381,992	300,712	-21.28
PAPUA NEW GUINEA	4,882,069	5,361,428	9.82	4,536,949	3,520,313	-22.41
THAILAND	5,328,102	3,025,438	-43.22	6,812,523	4,090,435	-39.96
SINGAPORE	9,704,750	7,216,952	-25.63	13,477,097	8,552,683	-36.54
PHILIPPINES	7,042,432	9,773,919	38.79	7,688,670	8,982,933	16.83
MALAYSIA	29,802,722	32,850,120	10.23	29,091,316	30,840,659	6.01
MYANMAR (FORM. BURMA)	2,051,323	5,047,229	146.05	2,194,799	3,937,497	79.40
CAMBODIA	36,613	37,987	3.75	55,973	37,490	-33.02
BRUNEI DARUSSALAM	672,785	657,912	-2.21	769,964	762,907	-0.92
NEPAL	14,976	1,368	-90.87	15,900	1,545	-90.28
VIET NAM	2,276,620	3,242,662	42.43	3,137,856	3,785,698	20.65
MALDIVES	722,102	1,076,969	49.14	890,400	1,228,319	37.95
INDIA	6,725,638	7,271,982	8.12	7,714,246	6,806,439	-11.77
PAKISTAN	4,970,636	3,307,257	-33.46	6,845,714	4,111,412	-39.94
BANGLADESH	196,323	182,423	-7.08	309,919	306,215	-1.20
SRI LANKA	158,405	79,533	-49.79	255,281	94,990	-62.79
AFGHANISTAN	245,868	188,968	-23.14	358,793	259,477	-27.68
IRAQ	2,104,407	2,447,120	16.29	2,599,086	3,221,801	23.96
IRAN (ISLAMIC REPUBLIC OF)	880,545	757,434	-13.98	715,072	1,015,816	42.06
SAUDI ARABIA	974,240	1,210,269	24.23	1,387,215	1,673,877	20.66
ISRAEL	73,664	44,656	-39.38	100,350	66,322	-33.91
KUWAIT	158,378	232,465	46.78	204,369	309,303	51.35
JORDAN	261,007	751,344	187.86	377,925	1,080,568	185.92
LEBANON	88,705	254,726	187.16	144,494	400,791	177.38
YEMEN	1,723,001	2,052,920	19.15	2,520,715	2,541,306	0.82
OMAN	285,249	25,266	-91.14	226,598	40,762	-82.01
SYRIA ARAB REPUBLIC	11,988	68,464	471.10	19,055	77,845	308.53
TURKEY	0	30,034	-	0	24,475	-
UNITED ARAB EMIRATES	9,285,062	12,452,757	34.12	12,584,146	15,659,792	24.44
QATAR	0	13,230	-	0	17,550	-
CYPRUS	6,935	6,210	-10.45	18,790	22,029	17.24
EGYPT	2,488,025	6,877,064	176.41	3,041,799	6,950,202	128.49
LIBYAN ARAB JAMAHIRIYA	1,816,914	2,608,420	43.56	1,693,394	2,638,559	55.81
MOROCCO	0	14,330	-	0	16,236	-
TUNISIA	39,999	0	-100.00	26,500	0	-100.00
ALGERIA	1,309,196	1,855,458	41.72	1,120,576	1,076,331	-3.95
SUDAN	4,381,040	1,589,425	-63.72	4,321,319	942,010	-78.20
ERITREA	2,121,989	418,950	-80.26	2,105,130	250,653	-88.09
NAMIBIA	2,627,623	2,259,090	-14.03	2,999,676	2,779,055	-7.35
ETHIOPIA	6,159,286	1,232,339	-79.99	4,787,986	1,142,580	-76.14
TANZANIA, UNITED REPUBLIC OF	672,187	1,547,441	130.21	949,314	1,922,808	102.55

TABEL 5. PERKEMBANGAN EKSPOR INDONESIA MENURUT KOMODITI DAN NEGARA TUJUAN

JENIS BARANG	BERAT BERSIH (KG)		PERUB	NILAI FOB (US \$)		PERUB
	JAN-JUN 2008	JAN-JUN 2009	%	JAN-JUN 2008	JAN-JUN 2009	%
	(1)	(2)	(3)	(4)	(5)	(6)
MADAGASCAR	4,201,261	2,810,540	-33.10	3,292,798	2,413,138	-26.71
SOMALIA	687,626	93,987	-86.33	314,612	81,856	-73.98
KENYA	303,068	361,176	19.17	337,961	326,184	-3.48
REUNION	326	1	-99.69	736	1	-99.86
MOZAMBIQUE	4,733,188	3,790,595	-19.91	3,816,549	3,262,702	-14.51
EQUATORIAL GUINEA	353,773	395,605	11.82	386,003	437,193	13.26
TOGO	7,886,914	6,851,701	-13.13	8,543,681	6,931,104	-18.87
GHANA	16,233,380	11,105,845	-31.59	15,397,985	8,168,184	-46.95
LIBERIA	1,457,734	1,418,912	-2.66	1,487,312	1,124,523	-24.39
GUINEA	3,040,318	1,852,265	-39.08	2,292,230	1,316,088	-42.58
ANGOLA	13,492,711	15,473,016	14.68	13,634,720	13,167,880	-3.42
CONGO	835,945	2,584,044	209.12	869,976	2,049,365	135.57
CAMEROON	3,065,140	5,043,877	64.56	2,804,090	4,730,637	68.70
NIGERIA	3,796,385	4,139,202	9.03	3,679,627	4,038,141	9.74
SIERRA LEONE	2,340,205	1,883,303	-19.52	2,578,242	1,873,861	-27.32
GABON	456,567	701,079	53.55	424,753	738,484	73.86
COTE D'IVOIRE	500,123	827,346	65.43	574,308	740,648	28.96
SENEGAL	447,051	1,536,099	243.61	442,112	1,515,494	242.79
MAURITANIA	2,273,111	2,610,932	14.86	2,363,322	2,613,813	10.60
MALI	847,208	1,486,907	75.51	710,477	1,449,056	103.96
BENIN	13,719,483	15,031,479	9.56	16,147,027	16,418,854	1.68
BURKINA FASO	572,147	669,296	16.98	497,643	675,915	35.82
GUINEA BISSAU	69,754	43,140	-38.15	69,023	36,916	-46.52
GAMBIA	58,852	302,398	413.83	85,932	256,665	198.68
SEYCHELLES	122,791	67,877	-44.72	145,157	66,819	-53.97
UGANDA	35,842	3,236	-90.97	49,168	2,318	-95.29
CENTRAL AFRICAN REPUBLIC	23,976	76,698	219.89	32,607	84,306	158.55
NIGER	18,553	125,858	578.37	9,562	162,972	1,604.37
CHAD	84,956	192,670	126.79	90,794	145,606	60.37
DJIBOUTI	10,575,180	9,942,175	-5.99	8,780,901	7,318,839	-16.65
SAO TOME AND PRINCIPE	85,907	34,411	-59.94	80,447	36,656	-54.43
SOUTH AFRICA	724,908	4,540,897	526.41	919,418	4,353,775	373.54
ZIMBABWE	14,968	17,496	16.89	18,848	35,424	87.95
ZAMBIA	0	20,519	-	0	26,258	-
MALAWI	7,206,000	5,786,250	-19.70	4,494,947	3,016,410	-32.89
COMOROS	125,605	96,271	-23.35	117,111	98,536	-15.86
BURUNDI	0	24,768	-	0	35,475	-
MAURITIUS	686,726	1,366,049	98.92	735,087	1,099,722	49.60
RWANDA	99,072	123,840	25.00	151,360	177,375	17.19
AUSTRALIA	2,099,219	3,324,476	58.37	2,845,416	3,698,951	30.00
NEW ZEALAND	92,146	142,400	54.54	229,477	209,309	-8.79
MICRONESIA, FEDERATED STATES	133,927	108,005	-19.36	123,473	114,334	-7.40
GUAM	1,409	75	-94.68	2,019	4,481	121.94
PALAU	18	956	5,211.11	105	16,868	15,964.76
NEW CALEDONIA	14,103	32,589	131.08	20,176	50,002	147.83
NORTHERN MARIANA ISLANDS	0	3,512	-	0	9,834	-
SAINT VINCENT AND THE GRENADIN	0	8,754	-	0	9,941	-
VANUATU	156,427	110,977	-29.06	124,973	92,190	-26.23
WALLIS AND FUTUNA ISLANDS	1,566	1,601	2.23	4,318	4,365	1.09
AMERICAN SAMOA	10,328	6,065	-41.28	20,975	7,325	-65.08
COOK ISLANDS	35,981	17,905	-50.24	30,662	17,236	-43.79
FIJI	2,835,349	2,308,150	-18.59	2,812,423	1,685,967	-40.05
KIRIBATI	114,608	311,858	172.11	119,400	348,698	192.04
MARSHALL ISLANDS	32,640	0	-100.00	29,835	0	-100.00
SAMOA	575,202	332,039	-42.27	635,351	339,036	-46.64
SOLOMON ISLANDS	193,745	270,711	39.73	234,688	315,597	34.48
TONGA	84,890	64,830	-23.63	111,178	94,729	-14.80
TUVALU	29,055	17,133	-41.03	30,944	13,892	-55.11
EAST TIMOR	770,750	1,190,257	54.43	836,795	1,423,231	70.08
UNITED STATES	1,301,145	1,375,336	5.70	1,772,394	1,580,255	-10.84
CANADA	25,365	44,910	77.05	45,671	78,061	70.92
MEXICO	44,999	37,400	-16.89	100,099	73,093	-26.98
GUATEMALA	89,654	63,115	-29.60	92,796	79,757	-14.05
NICARAGUA	0	14,688	-	0	16,215	-
PANAMA	1,225,363	695,763	-43.22	1,485,803	800,886	-46.10
CUBA	0	27,063	-	0	26,141	-
SURINAME	165,811	320,151	93.08	418,831	529,953	26.53
CHILE	854,938	739,538	-13.50	810,450	896,182	10.58
BRAZIL	17,000	0	-100.00	25,285	0	-100.00
COLOMBIA	419,185	2,305,307	449.95	413,994	1,448,024	249.77
BOLIVIA	645,054	246,095	-61.85	646,015	291,749	-54.84
PERU	73,212	98,848	35.02	94,460	128,098	35.61
TRINIDAD AND TOBAGO	158,380	84,271	-46.79	141,091	89,324	-36.69
JAMAICA	178,838	424,498	137.36	180,472	231,198	28.11
BELIZE	3,525	28,558	710.16	17,215	33,202	92.87

TABEL 5. PERKEMBANGAN EKSPOR INDONESIA MENURUT KOMODITI DAN NEGARA TUJUAN

JENIS BARANG	BERAT BERSIH (KG)		PERUB	NILAI FOB (US \$)		PERUB
	JAN-JUN 2008	JAN-JUN 2009	%	JAN-JUN 2008	JAN-JUN 2009	%
(1)	(2)	(3)	(4)	(5)	(6)	(7)
DOMINICAN REPUBLIC	85,550	98,318	14.92	115,357	116,283	0.80
EL SALVADOR	0	57,131	-	0	66,890	-
COSTA RICA	25,050	69,368	176.92	33,400	90,578	171.19
HAITI	1,960,570	3,425,572	74.72	2,376,160	3,466,696	45.89
BARBADOS	43,075	23,460	-45.54	47,927	30,005	-37.39
BERMUDA	13	216	1,561.54	62	740	1,093.55
CAPE VERDE	70,546	39,997	-43.30	61,413	21,963	-64.24
DOMINICA	0	18,930	-	0	20,713	-
FRENCH POLYNESIA	1,153	65,033	5,540.33	1,484	39,651	2,571.90
MARTINIQUE	0	20,615	-	0	13,380	-
NETHERLANDS ANTILLES	166,217	38,801	-76.66	199,437	45,153	-77.36
GUADELOUPE	0	20,880	-	0	8,352	-
SAINT KITTS AND NEVIS	0	285	-	0	637	-
UNITED KINGDOM	288,688	114,591	-60.31	452,124	242,668	-46.33
NETHERLANDS	364,073	485,896	33.46	570,652	630,776	10.54
FRANCE	150,158	195,388	30.12	129,462	164,378	26.97
GERMANY, FED. REP. OF	114,783	5,472	-95.23	115,191	20,790	-81.95
AUSTRIA	72,000	168,002	133.34	101,152	211,649	109.24
BELGIUM	197,765	342,853	73.36	205,744	213,826	3.93
SWITZERLAND	879	579	-34.13	6,351	2,728	-57.05
DENMARK	17,973	282	-98.43	34,655	1,632	-95.29
NORWAY	25	0	-100.00	208	0	-100.00
SWEDEN	128,003	1,408	-98.90	173,244	2,441	-98.59
ITALY	282,989	135,017	-52.29	282,774	94,290	-66.66
SPAIN	199,497	401,595	101.30	406,932	507,390	24.69
PORTUGAL	28,497	128,115	349.57	27,983	141,539	405.80
MONTSERRAT	0	454	-	0	649	-
GREECE	75,672	46,496	-38.56	125,098	100,042	-20.03
DEMOCRATIC REPUBLIC OF THE CC	5,518,427	4,581,420	-16.98	5,497,866	2,976,655	-45.86
HUNGARY	0	45	-	0	242	-
POLAND	352,011	564,000	60.22	297,663	449,655	51.06
ROMANIA	33,562	48,349	44.06	40,748	46,633	14.44
BULGARIA	84,046	94,810	12.81	113,403	112,454	-0.84
YUGOSLAVIA	12,957	36	-99.72	23,154	137	-99.41
ALBANIA	13,701	0	-100.00	18,528	0	-100.00
UKRAINE	960,000	0	-100.00	936,160	0	-100.00
UZBEKISTAN	0	527,497	-	0	254,500	-
LITHUANIA	30	0	-100.00	189	0	-100.00
GEORGIA	0	23,432	-	0	11,130	-
CROATIA	1	36,721	3,672,000.00	4	36,094	902,250.00
MALTA	31,129	162	-99.48	49,959	599	-98.80
SLOVENIA	0	203,749	-	0	97,425	-
RUSSIA FEDERATION	345,775	282,731	-18.23	323,498	240,418	-25.68
-BAHAN CELUP ORGANIK SINTETIK	17,363,873	9,914,530	-42.90	76,429,569	46,596,950	-39.03
JAPAN	2,386,917	891,469	-62.65	10,514,948	3,420,866	-67.47
HONG KONG	1,211,240	554,053	-54.26	5,769,164	2,660,302	-53.89
KOREA, REPUBLIC OF	647,122	342,295	-47.11	2,527,365	1,591,122	-37.04
TAIWAN	776,905	448,148	-42.32	3,968,055	3,017,664	-23.95
CHINA	2,744,488	2,403,690	-12.42	8,118,248	6,265,468	-22.82
THAILAND	268,748	177,724	-33.87	872,186	730,312	-16.27
SINGAPORE	2,970,123	1,152,221	-61.21	16,432,127	8,732,852	-46.86
PHILIPPINES	56,629	72,140	27.39	97,188	169,724	74.63
MALAYSIA	116,240	116,988	0.64	429,097	391,841	-8.68
NEPAL	0	17,998	-	0	17,144	-
VIET NAM	162,042	34,273	-78.85	610,866	271,811	-55.50
INDIA	83,788	28,275	-66.25	391,536	182,083	-53.50
PAKISTAN	153,550	207,008	34.81	549,319	576,500	4.95
BANGLADESH	340,693	406,502	19.32	1,015,794	1,139,168	12.15
SRI LANKA	17,213	59,012	242.83	77,842	334,225	329.36
IRAN (ISLAMIC REPUBLIC OF)	17,546	4,093	-76.67	32,269	19,095	-40.83
ISRAEL	1,000	0	-100.00	2,280	0	-100.00
JORDAN	0	4,999	-	0	16,215	-
TURKEY	380,132	612,392	61.10	1,957,939	3,121,121	59.41
UNITED ARAB EMIRATES	1,000	0	-100.00	4,536	0	-100.00
EGYPT	9,913	17,819	79.75	53,406	59,482	11.38
MOROCCO	0	1,000	-	0	1,900	-
TANZANIA, UNITED REPUBLIC OF	19,042	34,199	79.60	48,710	91,286	87.41
MADAGASCAR	300	0	-100.00	1,878	0	-100.00
NIGERIA	296,180	238,324	-19.53	321,900	255,825	-20.53
COTE D'IVOIRE	0	3,000	-	0	10,500	-
SEYCHELLES	1,070	0	-100.00	800	0	-100.00
SOUTH AFRICA	24,039	7,134	-70.32	85,947	34,620	-59.72
AUSTRALIA	38,966	17,216	-55.82	138,811	92,222	-33.56
NEW ZEALAND	4,622	199	-95.69	14,892	5,884	-60.49

TABEL 5. PERKEMBANGAN EKSPOR INDONESIA MENURUT KOMODITI DAN NEGARA TUJUAN

JENIS BARANG	BERAT BERSIH (KG)		PERUB	NILAI FOB (US \$)		PERUB
	JAN-JUN 2008	JAN-JUN 2009	%	JAN-JUN 2008	JAN-JUN 2009	%
(1)	(2)	(3)	(4)	(5)	(6)	(7)
FIJI	1,709	1,100	-35.63	16,000	11,166	-30.21
UNITED STATES	1,449,347	160,236	-88.94	5,337,306	1,584,295	-70.32
CANADA	4,719	3,969	-15.89	31,443	36,817	17.09
MEXICO	201,579	103,329	-48.74	1,079,731	761,830	-29.44
HONDURAS	1,250	0	-100.00	8,975	0	-100.00
NICARAGUA	0	5,300	-	0	38,421	-
PANAMA	0	900	-	0	18,180	-
CHILE	5,574	1,200	-78.47	27,239	10,224	-62.47
ARGENTINA	56,473	30,490	-46.01	217,642	223,831	2.84
BRAZIL	314,006	136,468	-56.54	1,686,049	886,661	-47.41
COLOMBIA	1,800	2,448	36.00	10,920	12,879	17.94
EL SALVADOR	0	800	-	0	7,735	-
UNITED KINGDOM	70,646	20,105	-71.54	344,076	145,751	-57.64
NETHERLANDS	17,097	39,750	132.50	177,270	56,601	-68.07
GERMANY, FED. REP. OF	1,378,989	961,740	-30.26	9,067,960	7,376,756	-18.65
BELGIUM	82,168	75,002	-8.72	578,228	372,748	-35.54
SWITZERLAND	80,594	9,299	-88.46	544,808	162,124	-70.24
NORWAY	164,400	63,000	-61.68	276,522	56,280	-79.65
SWEDEN	59,400	39,600	-33.33	77,616	55,836	-28.06
ITALY	195,872	67,623	-65.48	589,864	230,583	-60.91
SPAIN	509,649	340,000	-33.29	2,150,167	1,339,000	-37.73
POLAND	39,093	0	-100.00	170,650	0	-100.00
-PREPARAT PEMBASMI KUMAN, DLI	29,217,178	30,385,776	4.00	73,662,414	92,064,380	24.98
JAPAN	2,940,568	3,073,074	4.51	3,668,810	3,608,648	-1.64
HONG KONG	16,682	21,017	25.99	59,521	57,198	-3.90
KOREA, REPUBLIC OF	1,001,776	739,083	-26.22	3,295,863	2,193,924	-33.43
TAIWAN	360,053	273,912	-23.92	1,189,790	1,505,109	26.50
CHINA	913,649	1,480,131	62.00	13,763,971	24,073,793	74.90
PAPUA NEW GUINEA	101,576	47,857	-52.89	75,329	35,112	-53.39
THAILAND	5,063,852	3,018,196	-40.40	11,436,670	12,657,956	10.68
SINGAPORE	3,036,379	2,007,572	-33.88	13,022,423	5,144,611	-60.49
PHILIPPINES	3,769,061	5,633,448	49.47	6,817,029	13,654,918	100.31
MALAYSIA	1,839,112	2,396,883	30.33	3,881,294	8,896,073	129.20
MYANMAR (FORM. BURMA)	230,400	61,440	-73.33	137,049	43,315	-68.39
BRUNEI DARUSSALAM	681	1,132	66.23	1,694	3,976	134.71
NEPAL	89,117	0	-100.00	162,096	0	-100.00
VIET NAM	697,533	735,880	5.50	5,294,970	6,304,467	19.07
MALDIVES	51,915	47,779	-7.97	98,142	102,255	4.19
INDIA	30,488	39,864	30.75	24,774	32,176	29.88
PAKISTAN	1,437,536	2,245,336	56.19	1,285,664	1,776,434	38.17
BANGLADESH	384,630	843,805	119.38	793,893	1,534,384	93.27
SRI LANKA	141,979	419,686	195.60	175,484	853,992	386.65
SAUDI ARABIA	2,502	4,015	60.47	36,301	48,397	33.32
JORDAN	1,336	26,698	1,898.35	224	42,192	18,735.71
LEBANON	223,207	160,507	-28.09	243,236	176,208	-27.56
OMAN	451	0	-100.00	2,585	0	-100.00
TURKEY	0	1	-	0	5	-
UNITED ARAB EMIRATES	31,915	1,001	-96.86	48,684	11,156	-77.08
CYPRUS	5,445	0	-100.00	10,515	0	-100.00
LIBYAN ARAB JAMAHIRIYA	47,413	46,707	-1.49	85,087	62,138	-26.97
ALGERIA	7,680	0	-100.00	7,772	0	-100.00
SUDAN	0	8,351	-	0	46,855	-
TANZANIA, UNITED REPUBLIC OF	346,124	207,998	-39.91	309,910	187,665	-39.45
MADAGASCAR	20,160	170,187	744.18	14,112	127,315	802.18
KENYA	30,341	10,157	-66.52	38,589	23,948	-37.94
MOZAMBIQUE	20,159	0	-100.00	16,734	0	-100.00
EQUATORIAL GUINEA	9,295	5,256	-43.45	13,584	7,080	-47.88
TOGO	56,850	29,985	-47.26	45,699	26,787	-41.38
GHANA	43,488	44,928	3.31	35,366	34,704	-1.87
GUINEA	19,696	0	-100.00	16,917	0	-100.00
COTE D'IVOIRE	64,395	43,920	-31.80	60,162	33,514	-44.29
SENEGAL	0	9,696	-	0	18,422	-
BENIN	3,277	24,184	637.99	10,080	60,848	503.65
GAMBIA	7,756	5,711	-26.37	14,061	14,800	5.26
SOUTH AFRICA	145,825	216,997	48.81	134,331	213,037	58.59
ZIMBABWE	17,993	0	-100.00	21,498	0	-100.00
ZAMBIA	20,319	0	-100.00	16,502	0	-100.00
MALAWI	80,640	0	-100.00	57,600	0	-100.00
COMOROS	320	0	-100.00	1,167	0	-100.00
MAURITIUS	229,919	119,044	-48.22	250,552	139,403	-44.36
VIRGIN ISLANDS (BRITISH)	387	0	-100.00	3,914	0	-100.00
AUSTRALIA	142,146	143,377	0.87	142,112	159,253	12.06
NEW ZEALAND	741	572	-22.81	1,257	44,465	3,437.39
MICRONESIA, FEDERATED STATES	0	1,225	-	0	2,475	-

TABEL 5. PERKEMBANGAN EKSPOR INDONESIA MENURUT KOMODITI DAN NEGARA TUJUAN

JENIS BARANG	BERAT BERSIH (KG)		PERUB	NILAI FOB (US \$)		PERUB
	JAN-JUN 2008	JAN-JUN 2009	%	JAN-JUN 2008	JAN-JUN 2009	%
(1)	(2)	(3)	(4)	(5)	(6)	(7)
GUAM	2,250	2,250	0.00	3,669	3,944	7.50
NEW CALEDONIA	15,153	35,515	134.38	34,245	53,595	56.50
SAINT VINCENT AND THE GRENADIN	9,041	9,041	0.00	9,380	9,026	-3.77
VANUATU	10,034	9,869	-1.64	9,129	9,204	0.82
WALLIS AND FUTUNA ISLANDS	1,605	1,847	15.08	4,421	5,030	13.78
AMERICAN SAMOA	21,825	14,550	-33.33	32,799	21,454	-34.59
COOK ISLANDS	0	8,397	-	0	8,006	-
FIJI	47,482	33,213	-30.05	46,674	28,057	-39.89
KIRIBATI	1,725	0	-100.00	1,311	0	-100.00
SAMOA	91,662	116,265	26.84	82,280	103,436	25.71
SOLOMON ISLANDS	1,012	2,251	122.43	849	7,220	750.41
TONGA	19,623	14,982	-23.65	14,742	14,763	0.14
TUVALU	0	104	-	0	156	-
EAST TIMOR	10,950	69,685	536.39	20,334	157,126	672.73
UNITED STATES	92	400	334.78	4,000	24,180	504.50
MEXICO	2,918,806	3,109,939	6.55	3,825,134	3,958,825	3.50
GUATEMALA	334,516	121,644	-63.64	334,209	148,315	-55.62
HONDURAS	560,858	215,347	-61.60	666,308	218,799	-67.16
NICARAGUA	207,117	170,518	-17.67	196,974	200,108	1.59
SURINAME	2,319	1,173	-49.42	28,940	14,641	-49.41
VENEZUELA	0	65,892	-	0	88,943	-
BRAZIL	24,383	40,666	66.78	17,166	127,577	643.20
COLOMBIA	20,525	0	-100.00	21,236	0	-100.00
PERU	4,808	6,665	38.62	65,224	57,012	-12.59
TRINIDAD AND TOBAGO	18,082	27,123	50.00	17,500	30,179	72.45
JAMAICA	137,251	181,788	32.45	173,890	228,091	31.17
BELIZE	838	276	-67.06	4,031	2,623	-34.93
DOMINICAN REPUBLIC	0	21,438	-	0	26,084	-
EL SALVADOR	174,323	237,306	36.13	172,475	304,038	76.28
COSTA RICA	42,303	7,202	-82.98	58,789	9,785	-83.36
HAITI	204,256	610,498	198.89	128,562	504,745	292.61
BARBADOS	9,041	9,041	0.00	10,330	9,677	-6.32
DOMINICA	0	106,755	-	0	142,979	-
FRENCH GUIANA	0	8,392	-	0	11,724	-
FRENCH POLYNESIA	47,662	76,581	60.68	38,660	65,221	68.70
GRENADA	0	9,041	-	0	8,676	-
MARTINIQUE	0	7,121	-	0	11,419	-
NETHERLANDS ANTILLES	0	1,543	-	0	14,694	-
SAINT LUCIA	0	9,041	-	0	8,777	-
GUADELOUPE	6,840	0	-100.00	10,971	0	-100.00
UNITED KINGDOM	0	26,001	-	0	99,579	-
NETHERLANDS	155,208	193,237	24.50	156,663	218,313	39.35
FRANCE	7,000	1	-99.99	52,934	5	-99.99
GERMANY, FED. REP. OF	29,496	0	-100.00	21,135	0	-100.00
BELGIUM	7,499	6,468	-13.75	5,026	4,750	-5.49
SWITZERLAND	41	2	-95.12	444	4	-99.10
SWEDEN	7,351	0	-100.00	9,757	0	-100.00
FINLAND	117,522	69,053	-41.24	153,789	91,080	-40.78
ITALY	142,560	268,797	88.55	219,754	643,613	192.88
GREECE	117,352	74,430	-36.58	185,663	147,182	-20.73
GEORGIA	0	2,000	-	0	2,580	-
RUSSIA FEDERATION	0	15,816	-	0	260,137	-
-DAMAR TIRUAN, BAHAN PLASTIK	622,602,067	616,135,259	-1.04	1,068,713,961	828,661,246	-22.46
JAPAN	104,884,993	89,143,887	-15.01	194,708,527	137,359,059	-29.45
HONG KONG	17,828,152	13,222,587	-25.83	22,820,241	18,610,290	-18.45
KOREA, REPUBLIC OF	6,178,595	5,862,185	-5.12	10,854,129	13,492,780	24.31
TAIWAN	9,287,717	7,048,630	-24.11	20,576,412	12,784,114	-37.87
CHINA	61,903,102	116,175,975	87.67	64,569,113	86,026,188	33.23
MONGOLIA	7,455	2,773	-62.80	23,236	7,991	-65.61
MACAU	59	36,720	62,137.29	150	44,710	29,706.67
PAPUA NEW GUINEA	336,538	342,956	1.91	802,528	735,535	-8.35
THAILAND	14,075,509	11,761,592	-16.44	36,680,223	29,876,494	-18.55
SINGAPORE	39,651,973	34,352,052	-13.37	75,978,951	62,612,329	-17.59
PHILIPPINES	19,104,872	21,858,722	14.41	35,112,391	27,660,963	-21.22
MALAYSIA	55,342,337	45,578,036	-17.64	90,887,005	59,285,230	-34.77
MYANMAR (FORM. BURMA)	3,064,252	4,316,475	40.87	3,977,541	3,408,203	-14.31
CAMBODIA	122,416	137,835	12.60	214,448	322,895	50.57
BRUNEI DARUSSALAM	148,737	156,754	5.39	276,514	274,766	-0.63
LAO PEOPLE'S DEMOCRATIC REPUE	0	19,748	-	0	27,239	-
NEPAL	47,455	5,791	-87.80	111,449	21,175	-81.00
BHUTAN	0	57	-	0	228	-
VIET NAM	27,668,735	36,106,137	30.49	40,107,958	41,068,443	2.39
MALDIVES	118,362	61,301	-48.21	304,255	125,819	-58.65
INDIA	10,287,742	18,087,038	75.81	15,071,334	18,615,756	23.52

TABEL 5. PERKEMBANGAN EKSPOR INDONESIA MENURUT KOMODITI DAN NEGARA TUJUAN

JENIS BARANG	BERAT BERSIH (KG)		PERUB	NILAI FOB (US \$)		PERUB
	JAN-JUN 2008	JAN-JUN 2009	%	JAN-JUN 2008	JAN-JUN 2009	%
(1)	(2)	(3)	(4)	(5)	(6)	(7)
PAKISTAN	2,638,512	2,084,182	-21.01	4,897,790	3,995,781	-18.42
BANGLADESH	15,733,718	13,317,141	-15.36	18,824,710	12,097,940	-35.73
SRI LANKA	4,046,948	4,233,949	4.62	6,563,003	5,397,511	-17.76
AFGHANISTAN	0	142,523	-	0	199,942	-
IRAN (ISLAMIC REPUBLIC OF)	33,148	123,916	273.83	169,382	640,425	278.10
SAUDI ARABIA	2,255,153	2,602,951	15.42	7,255,940	8,262,464	13.87
ISRAEL	201,746	241,096	19.50	416,364	335,682	-19.38
KUWAIT	325,351	244,864	-24.74	828,636	743,951	-10.22
JORDAN	189,681	97,994	-48.34	380,780	154,712	-59.37
LEBANON	343,663	236,528	-31.17	866,212	413,171	-52.30
YEMEN	1,804,277	248,530	-86.23	2,729,777	474,290	-82.63
OMAN	177,876	91,061	-48.81	363,318	143,684	-60.45
SYRIA ARAB REPUBLIC	971,707	463,712	-52.28	1,799,072	1,008,950	-43.92
TURKEY	30,061,525	12,415,578	-58.70	39,371,350	10,843,873	-72.46
UNITED ARAB EMIRATES	3,771,040	3,734,667	-0.96	8,924,713	8,099,604	-9.25
QATAR	36,426	45,281	24.31	138,953	154,725	11.35
BAHRAIN	2,587,190	45,466	-98.24	2,672,060	103,565	-96.12
CYPRUS	22,264	6,738	-69.74	88,545	25,591	-71.10
EGYPT	4,347,739	4,252,151	-2.20	5,489,059	3,840,391	-30.04
LIBYAN ARAB JAMAHIRIYA	21,651	100,952	366.27	88,776	392,264	341.86
MOROCCO	96,817	286,847	196.28	317,639	992,780	212.55
TUNISIA	66,423	51,642	-22.25	168,527	135,189	-19.78
ALGERIA	1,870,067	235,059	-87.43	2,678,883	265,002	-90.11
SUDAN	313,503	8,634	-97.25	2,086,552	39,936	-98.09
NAMIBIA	0	33,131	-	0	114,374	-
ETHIOPIA	54,299	2,456	-95.48	37,639	8,127	-78.41
TANZANIA, UNITED REPUBLIC OF	138,214	491,930	255.92	305,022	1,368,273	348.58
MADAGASCAR	288,238	85,728	-70.26	486,793	168,158	-65.46
SOMALIA	71,831	57,216	-20.35	232,242	160,310	-30.97
KENYA	1,689,998	2,078,097	22.96	2,696,019	1,590,785	-41.00
REUNION	96,776	124,775	28.93	186,175	201,441	8.20
MOZAMBIQUE	5,555	1,839	-66.89	5,880	1,881	-68.01
TOGO	295,814	400,724	35.46	577,550	584,869	1.27
GHANA	668,385	748,673	12.01	1,077,679	989,122	-8.22
LIBERIA	92,429	5	-99.99	80,347	39	-99.95
GUINEA	570,785	338,570	-40.68	835,630	295,732	-64.61
ANGOLA	65,737	14,445	-78.03	139,236	31,800	-77.16
CONGO	0	27,536	-	0	54,302	-
CAMEROON	258,078	170,320	-34.00	592,157	414,126	-30.06
NIGERIA	2,301,101	4,716,237	104.96	6,234,967	7,840,544	25.75
GABON	59,424	100,811	69.65	109,620	155,905	42.22
COTE D'IVOIRE	417,050	238,036	-42.92	1,143,933	1,286,951	12.50
SENEGAL	72,262	73,477	1.68	193,460	225,277	16.45
MAURITANIA	38,694	72,394	87.09	68,013	93,848	37.99
MALI	115,762	248,036	114.26	246,683	420,070	70.29
BENIN	82,390	81,594	-0.97	126,795	151,960	19.85
BURKINA FASO	37,787	54,563	44.40	66,451	56,934	-14.32
GAMBIA	0	161	-	0	482	-
SEYCHELLES	2,656	17,714	566.94	5,678	22,166	290.38
UGANDA	2,064	725	-64.87	5,935	3,126	-47.33
NIGER	0	3,749	-	0	15,297	-
DJIBOUTI	22,609	5,534	-75.52	72,531	18,949	-73.87
SAINT HELENA	210,000	0	-100.00	343,675	0	-100.00
SOUTH AFRICA	1,837,027	8,376,352	355.97	3,396,251	9,660,831	184.46
ZIMBABWE	100	0	-100.00	400	0	-100.00
ZAMBIA	27,557	27	-99.90	47,079	129	-99.73
MAURITIUS	3,139,852	2,916,443	-7.12	4,500,834	3,025,822	-32.77
VIRGIN ISLANDS (BRITISH)	92,478	28	-99.97	119,214	84	-99.93
AUSTRALIA	27,180,574	16,507,010	-39.27	45,526,749	23,725,440	-47.89
NEW ZEALAND	1,316,863	2,534,834	92.49	2,802,206	3,004,564	7.22
MICRONESIA, FEDERATED STATES	0	10	-	0	30	-
GUAM	474	11,773	2,383.76	4,963	32,868	562.26
PALAU	290	871	200.34	491	4,101	735.23
NEW CALEDONIA	47,920	42,008	-12.34	165,211	186,223	12.72
NORTHERN MARIANA ISLANDS	0	1	-	0	1	-
VANUATU	6,210	8,504	36.94	9,525	17,651	85.31
WALLIS AND FUTUNA ISLANDS	32	26	-18.75	50	55	10.00
COOK ISLANDS	7,936	167	-97.90	18,612	971	-94.78
FIJI	291,280	232,494	-20.18	880,424	501,737	-43.01
KIRIBATI	24	0	-100.00	271	0	-100.00
SAMOA	22,075	6,553	-70.31	142,553	26,065	-81.72
SOLOMON ISLANDS	26,248	66,195	152.19	42,131	61,992	47.14
TONGA	17,725	6,392	-63.94	15,947	10,684	-33.00
EAST TIMOR	1,027,862	2,560,687	149.13	842,715	2,748,652	226.17
UNITED STATES	98,301,771	83,358,685	-15.20	177,042,152	114,861,820	-35.12

TABEL 5. PERKEMBANGAN EKSPOR INDONESIA MENURUT KOMODITI DAN NEGARA TUJUAN

JENIS BARANG	BERAT BERSIH (KG)		PERUB	NILAI FOB (US \$)		PERUB
	JAN-JUN 2008	JAN-JUN 2009	%	JAN-JUN 2008	JAN-JUN 2009	%
(1)	(2)	(3)	(4)	(5)	(6)	(7)
CANADA	1,164,495	1,099,391	-5.59	3,940,467	3,019,661	-23.37
MEXICO	581,168	764,060	31.47	2,343,335	2,755,882	17.61
GUATEMALA	864,912	409,042	-52.71	1,283,399	540,861	-57.86
HONDURAS	31,010	38,543	24.29	80,975	79,523	-1.79
NICARAGUA	176	122	-30.68	214	250	16.82
PANAMA	359	15,569	4,236.77	677	42,303	6,148.60
SURINAME	13,362	24,490	83.28	31,315	119,135	280.44
CHILE	73,962	1,027,140	1,288.74	213,048	928,884	336.00
VENEZUELA	13,554	33,382	146.29	45,665	247,431	441.84
ARGENTINA	71,219	167,588	135.31	195,255	367,056	87.99
BRAZIL	234,362	2,142,481	814.18	2,045,802	5,349,510	161.49
COLOMBIA	72,288	26,418	-63.45	897,506	410,184	-54.30
BOLIVIA	19,560	0	-100.00	69,567	0	-100.00
URUGUAY	364,703	324,520	-11.02	635,548	410,627	-35.39
PARAGUAY	18,500	2,562,000	13,748.65	19,500	2,623,417	13,353.42
ECUADOR	29,804	0	-100.00	60,952	0	-100.00
PERU	319,461	75,379	-76.40	946,199	448,252	-52.63
GUYANA	55,581	19,238	-65.39	91,057	23,444	-74.25
TRINIDAD AND TOBAGO	5,360	22,370	317.35	40,915	92,551	126.20
BAHAMAS	6,332	6	-99.91	10,259	6	-99.94
JAMAICA	16,538	9,456	-42.82	31,068	35,627	14.67
PUERTO RICO	130,532	62,566	-52.07	280,512	111,707	-60.18
DOMINICAN REPUBLIC	8,953	24,249	170.85	28,099	82,004	191.84
EL SALVADOR	44,000	123,430	180.52	61,246	124,309	102.97
COSTA RICA	388,732	21,854	-94.38	606,395	96,743	-84.05
HAITI	2,834	8	-99.72	11,801	16	-99.86
BARBADOS	32	31	-3.13	61	85	39.34
ANTIGUA AND BARBUDA	0	230	-	0	420	-
ANGUILLA	0	18,490	-	0	13,179	-
BERMUDA	803	995	23.91	4,060	3,587	-11.65
CAYMAN ISLANDS	2,438	0	-100.00	553	0	-100.00
FRENCH GUIANA	891	1,967	120.76	2,044	2,435	19.13
FRENCH POLYNESIA	15,342	4,223	-72.47	34,812	12,463	-64.20
GRENADA	316	0	-100.00	1,572	0	-100.00
MARTINIQUE	455	471	3.52	2,237	1,095	-51.05
NETHERLANDS ANTILLES	39,431	8,684	-77.98	29,279	5,461	-81.35
TURKS AND CAICOS ISLANDS	810	0	-100.00	1,732	0	-100.00
GUADELOUPE	2,242	3,467	54.64	3,873	4,813	24.27
SAINT KITTS AND NEVIS	0	59	-	0	85	-
UNITED KINGDOM	5,602,690	4,400,102	-21.46	13,898,790	9,000,251	-35.24
NETHERLANDS	2,210,699	1,827,958	-17.31	5,292,152	4,157,908	-21.43
FRANCE	2,797,998	2,103,185	-24.83	9,144,757	8,318,670	-9.03
GERMANY, FED. REP. OF	2,602,565	2,020,217	-22.38	8,020,994	5,912,066	-26.29
AUSTRIA	7,836	3,143	-59.89	61,896	12,678	-79.52
BELGIUM	4,742,990	9,113,372	92.14	12,183,945	13,233,507	8.61
SWITZERLAND	1,134,390	52,314	-95.39	1,914,842	389,009	-79.68
LUXEMBOURG	0	1,001	-	0	987	-
MONACO	0	12,072	-	0	37,007	-
DENMARK	108,387	240,676	122.05	349,854	587,439	67.91
NORWAY	56,585	62,095	9.74	275,717	152,008	-44.87
SWEDEN	353,985	138,554	-60.86	939,836	538,091	-42.75
FINLAND	178,858	71,852	-59.83	421,006	190,700	-54.70
IRELAND	371,766	344,042	-7.46	720,785	405,766	-43.70
ITALY	2,000,418	1,998,217	-0.11	5,023,688	4,904,135	-2.38
SPAIN	3,957,353	3,503,198	-11.48	7,401,194	7,172,756	-3.09
PORTUGAL	335,609	297,802	-11.27	915,840	1,037,150	13.25
ICELAND	220,000	264,000	20.00	341,138	296,457	-13.10
GREECE	1,483,396	636,273	-57.11	3,162,075	1,758,084	-44.40
ANDORRA	256	0	-100.00	118	0	-100.00
DEMOCRATIC REPUBLIC OF THE CC	122,388	93,565	-23.55	146,164	108,999	-25.43
HUNGARY	86,810	60,204	-30.65	213,267	133,163	-37.56
POLAND	665,322	301,389	-54.70	1,409,068	1,194,376	-15.24
ROMANIA	391,070	184,555	-52.81	789,345	364,489	-53.82
BULGARIA	74,859	1,517	-97.97	187,780	5,520	-97.06
YUGOSLAVIA	348	1	-99.71	3,764	11	-99.71
ALBANIA	0	1,098	-	0	1,906	-
ARMENIA	23,226	21,542	-7.25	68,266	58,217	-14.72
AZERBAIJAN	16,893	0	-100.00	50,069	0	-100.00
KAZAKHSTAN	102,000	6	-99.99	173,400	52	-99.97
UKRAINE	2,513,772	222,043	-91.17	4,037,505	650,916	-83.88
LITHUANIA	195,585	61,364	-68.63	362,594	106,243	-70.70
LATVIA	32,151	1,892	-94.12	62,435	9,312	-85.09
ESTONIA	0	253,036	-	0	342,981	-
CROATIA	39,809	14,275	-64.14	82,659	50,874	-38.45
BOSNIA AND HERZEGOVINA	4,906	4	-99.92	23,783	350	-98.53

TABEL 5. PERKEMBANGAN EKSPOR INDONESIA MENURUT KOMODITI DAN NEGARA TUJUAN

JENIS BARANG	BERAT BERSIH (KG)		PERUB	NILAI FOB (US \$)		PERUB
	JAN-JUN 2008	JAN-JUN 2009	%	JAN-JUN 2008	JAN-JUN 2009	%
(1)	(2)	(3)	(4)	(5)	(6)	(7)
MALTA	1,462	31,305	2,041.24	9,021	87,484	869.78
SLOVAKIA	5,473	12,762	133.18	52,459	128,891	145.70
SLOVENIA	236	6,339	2,586.02	2,253	28,548	1,167.11
CZECH REPUBLIC	3,516	60,759	1,628.07	27,809	106,686	283.64
RUSSIA FEDERATION	2,584,281	2,279,362	-11.80	5,268,360	3,958,355	-24.87
-BAHAN KERTAS	1,230,262,145	1,121,521,958	-8.84	686,266,493	375,050,355	-45.35
JAPAN	75,970,803	56,981,814	-25.00	51,512,687	20,458,912	-60.28
KOREA, REPUBLIC OF	271,142,597	136,399,563	-49.69	135,896,019	44,175,465	-67.49
TAIWAN	51,946,476	36,093,602	-30.52	33,207,921	12,173,981	-63.34
CHINA	600,513,717	674,727,326	12.36	340,565,801	227,664,666	-33.15
THAILAND	7,017,653	1,443,743	-79.43	4,730,325	443,112	-90.63
SINGAPORE	500,842	0	-100.00	195,949	0	-100.00
PHILIPPINES	3,692,773	2,435,526	-34.05	1,795,518	968,580	-46.06
MALAYSIA	0	628,616	-	0	233,445	-
VIET NAM	14,553,196	37,004,914	154.27	6,054,788	12,256,494	102.43
INDIA	79,099,798	81,773,579	3.38	43,206,344	26,132,989	-39.52
PAKISTAN	0	1,277,766	-	0	409,814	-
BANGLADESH	11,304,047	24,442,512	116.23	6,128,122	7,911,134	29.10
IRAN (ISLAMIC REPUBLIC OF)	1,096,262	1,500,000	36.83	636,834	527,213	-17.21
SAUDI ARABIA	1,495,987	7,673,902	412.97	772,421	2,508,678	224.78
KUWAIT	996,505	4,989,510	400.70	388,637	1,612,631	314.95
JORDAN	497,910	0	-100.00	293,767	0	-100.00
LEBANON	19,802	1,987,545	9,937.09	11,881	611,152	5,043.94
SYRIA ARAB REPUBLIC	0	1,991,193	-	0	629,821	-
UNITED ARAB EMIRATES	2,779,146	7,313,526	163.16	1,606,814	2,398,779	49.29
EGYPT	0	99,900	-	0	34,965	-
KENYA	0	79,920	-	0	23,976	-
DJIBOUTI	0	1,006,495	-	0	301,949	-
AUSTRALIA	496,190	0	-100.00	262,981	0	-100.00
PANAMA	1,000,000	0	-100.00	625,000	0	-100.00
UNITED KINGDOM	5	43,651	872,920.00	5	17,686	353,620.00
NETHERLANDS	9,709,858	8,008,012	-17.53	5,103,912	2,602,324	-49.01
FRANCE	22,473,952	6,007,229	-73.27	12,279,225	1,952,345	-84.10
GERMANY, FED. REP. OF	96,364	0	-100.00	53,887	0	-100.00
FINLAND	0	38,044	-	0	10,044	-
ITALY	73,858,262	27,574,028	-62.67	40,937,655	8,989,695	-78.04
PORTUGAL	0	42	-	0	505	-
-ALAS KAKI (KULIT, KARET DAN KAI)	65,414,511	63,567,275	-2.82	931,606,100	927,550,137	-0.44
JAPAN	3,600,079	3,168,095	-12.00	44,394,891	40,085,497	-9.71
HONG KONG	756,403	700,474	-7.39	10,178,823	9,277,814	-8.85
KOREA, DEMOCRATIC PEOPLE'S RE	20,802	0	-100.00	312,730	0	-100.00
KOREA, REPUBLIC OF	1,259,162	1,024,289	-18.65	16,126,567	14,538,741	-9.85
TAIWAN	1,099,513	856,905	-22.07	6,771,361	7,836,665	15.73
CHINA	2,375,595	1,507,317	-36.55	34,971,837	22,982,440	-34.28
MONGOLIA	0	45	-	0	904	-
PAPUA NEW GUINEA	48,368	36,285	-24.98	484,874	296,556	-38.84
THAILAND	336,775	293,783	-12.77	6,740,565	6,062,074	-10.07
SINGAPORE	2,337,707	2,068,814	-11.50	22,350,217	18,453,511	-17.43
PHILIPPINES	336,231	251,690	-25.14	3,197,458	2,065,844	-35.39
MALAYSIA	637,942	387,257	-39.30	6,132,075	3,675,687	-40.06
CAMBODIA	21	5,589	26,514.29	12	54,000	449,900.00
BRUNEI DARUSSALAM	13,268	11,166	-15.84	113,966	86,328	-24.25
LAO PEOPLE'S DEMOCRATIC REPUB	0	1	-	0	39	-
NEPAL	1,538	5,554	261.12	18,424	60,640	229.14
VIET NAM	82,708	56,069	-32.21	902,749	694,604	-23.06
MALDIVES	180,412	145,647	-19.27	220,484	171,781	-22.09
INDIA	80,820	132,050	63.39	905,132	1,114,186	23.10
PAKISTAN	456	859	88.38	3,847	23,150	501.77
BANGLADESH	61,536	3,512	-94.29	294,597	30,759	-89.56
SRI LANKA	17,340	7,730	-55.42	36,705	69,656	89.77
IRAN (ISLAMIC REPUBLIC OF)	0	594	-	0	4,822	-
SAUDI ARABIA	134,226	86,237	-35.75	516,107	376,295	-27.09
ISRAEL	110,687	101,151	-8.62	1,657,729	1,653,990	-0.23
KUWAIT	3,587	0	-100.00	25,978	0	-100.00
JORDAN	27,290	45,074	65.17	89,081	252,185	183.10
LEBANON	8,979	36,157	302.68	115,597	162,810	40.84
YEMEN	132,479	268,264	102.50	208,544	356,457	70.93
OMAN	0	12	-	0	67	-
SYRIA ARAB REPUBLIC	3,688	8,607	133.38	54,258	49,179	-9.36
TURKEY	608,603	595,589	-2.14	8,768,215	8,377,089	-4.46
UNITED ARAB EMIRATES	385,322	384,210	-0.29	4,581,102	4,671,196	1.97
QATAR	5,926	3,887	-34.41	115,944	102,336	-11.74
BAHRAIN	0	1,520	-	0	8,012	-

TABEL 5. PERKEMBANGAN EKSPOR INDONESIA MENURUT KOMODITI DAN NEGARA TUJUAN

JENIS BARANG	BERAT BERSIH (KG)		PERUB	NILAI FOB (US \$)		PERUB
	JAN-JUN 2008	JAN-JUN 2009	%	JAN-JUN 2008	JAN-JUN 2009	%
(1)	(2)	(3)	(4)	(5)	(6)	(7)
CYPRUS	8,799	1,802	-79.52	124,268	39,585	-68.15
EGYPT	53,888	28,074	-47.90	819,082	427,750	-47.78
MOROCCO	1,798	10,046	458.73	20,048	118,061	488.89
TUNISIA	9,379	28,398	202.78	133,261	54,268	-59.28
ALGERIA	2,150	18,841	776.33	44,203	51,011	15.40
TANZANIA, UNITED REPUBLIC OF	312	2,865	818.27	2,025	15,486	664.74
MADAGASCAR	23,729	20,880	-12.01	22,084	20,156	-8.73
KENYA	28,118	8,331	-70.37	103,764	75,768	-26.98
REUNION	17,024	7,439	-56.30	140,845	41,310	-70.67
MOZAMBIQUE	22,280	27,000	21.18	5,666	11,755	107.47
TOGO	4,215	397	-90.58	8,978	3,214	-64.20
GHANA	12,000	8,453	-29.56	3,000	9,690	223.00
LIBERIA	27	0	-100.00	100	0	-100.00
GUINEA	24,099	0	-100.00	62,959	0	-100.00
CONGO	71,032	36,000	-49.32	55,566	9,000	-83.80
CAMEROON	715	0	-100.00	7,857	0	-100.00
NIGERIA	0	104	-	0	1,828	-
SIERRA LEONE	0	159	-	0	20,693	-
GABON	2,928	38	-98.70	27,805	578	-97.92
COTE D'IVOIRE	1,882	202	-89.27	23,564	4,014	-82.97
SENEGAL	2,202	266	-87.92	26,336	4,508	-82.88
MAURITANIA	0	12,630	-	0	4,500	-
BENIN	7,358	24,000	226.18	21,097	9,120	-56.77
GAMBIA	0	1,637	-	0	3,648	-
U.S. VIRGIN ISLANDS	2	0	-100.00	13	0	-100.00
SEYCHELLES	2,692	274	-89.82	13,702	1,391	-89.85
UGANDA	0	2,758	-	0	17,000	-
DJIBOUTI	0	681	-	0	13,122	-
SAO TOME AND PRINCIPE	212	0	-100.00	179	0	-100.00
SOUTH AFRICA	471,576	732,508	55.33	7,180,347	9,859,943	37.32
ZAMBIA	0	4,810	-	0	54,931	-
COMOROS	7,735	3,938	-49.09	29,139	24,136	-17.17
MAURITIUS	16,880	27,724	64.24	61,381	42,443	-30.85
AUSTRALIA	1,027,213	697,628	-32.09	14,493,372	10,718,128	-26.05
NEW ZEALAND	128,289	93,678	-26.98	2,075,249	1,746,477	-15.84
PALAU	466	27	-94.21	784	540	-31.12
NEW CALEDONIA	1,783	872	-51.09	5,157	27,522	433.68
NORTHERN MARIANA ISLANDS	0	4	-	0	374	-
VANUATU	5,557	4,373	-21.31	97,406	5,370	-94.49
AMERICAN SAMOA	4	0	-100.00	361	0	-100.00
COOK ISLANDS	146	202	38.36	1,848	978	-47.08
FIJI	3,376	2,013	-40.37	47,275	9,248	-80.44
EAST TIMOR	321,378	324,078	0.84	336,303	324,571	-3.49
UNITED STATES	13,010,253	13,984,630	7.49	194,324,248	215,666,236	10.98
CANADA	507,392	651,810	28.46	7,762,720	10,005,214	28.89
MEXICO	1,654,111	1,050,512	-36.49	17,754,245	12,678,367	-28.59
GUATEMALA	6,179	0	-100.00	52,996	0	-100.00
HONDURAS	26,536	0	-100.00	197,881	0	-100.00
NICARAGUA	0	199	-	0	1,163	-
PANAMA	519,579	744,024	43.20	7,791,495	11,196,052	43.70
SURINAME	230	868	277.39	3,350	13,167	293.04
CHILE	301,157	389,720	29.41	4,555,898	5,288,047	16.07
VENEZUELA	27,007	72,303	167.72	379,458	813,595	114.41
ARGENTINA	320,678	271,030	-15.48	4,973,103	3,776,417	-24.06
BRAZIL	307,326	671,300	118.43	5,049,410	10,359,327	105.16
COLOMBIA	78,905	39,909	-49.42	1,146,993	596,892	-47.96
BOLIVIA	3,827	6,183	61.56	52,170	138,099	164.71
URUGUAY	35,358	24,783	-29.91	644,878	373,688	-42.05
PARAGUAY	44,986	23,243	-48.33	667,831	334,542	-49.91
ECUADOR	43,902	40,690	-7.32	629,383	614,340	-2.39
PERU	34,988	89,634	156.18	474,947	1,245,397	162.22
JAMAICA	2,414	417	-82.73	22,940	5,690	-75.20
PUERTO RICO	3,578	4,125	15.29	24,416	19,530	-20.01
BELIZE	1	0	-100.00	5	0	-100.00
DOMINICAN REPUBLIC	1,157	151	-86.95	2,297	1,196	-47.93
EL SALVADOR	1,817	10,038	452.45	21,754	175,202	705.38
COSTA RICA	3,021	15,074	398.97	23,365	295,779	1,165.91
HAITI	0	18	-	0	40	-
BARBADOS	22,027	64	-99.71	61,318	1,860	-96.97
ANTIGUA AND BARBUDA	298	0	-100.00	1,731	0	-100.00
BERMUDA	276	465	68.48	1,529	4,495	193.98
CAYMAN ISLANDS	2	0	-100.00	125	0	-100.00
FRENCH GUIANA	16	593	3,606.25	55	14,922	27,030.91
FRENCH POLYNESIA	6,153	4,403	-28.44	20,248	33,557	65.73
MARTINIQUE	116	322	177.59	739	473	-35.99

TABEL 5. PERKEMBANGAN EKSPOR INDONESIA MENURUT KOMODITI DAN NEGARA TUJUAN

JENIS BARANG	BERAT BERSIH (KG)		PERUB	NILAI FOB (US \$)		PERUB
	JAN-JUN 2008	JAN-JUN 2009	%	JAN-JUN 2008	JAN-JUN 2009	%
(1)	(2)	(3)	(4)	(5)	(6)	(7)
NETHERLANDS ANTILLES	1,920	2,823	47.03	23,045	54,336	135.78
TURKS AND CAICOS ISLANDS	166	0	-100.00	355	0	-100.00
GUADELOUPE	26	737	2,734.62	1,025	1,292	26.05
SAINT KITTS AND NEVIS	1	43	4,200.00	2	814	40,600.00
UNITED KINGDOM	5,086,362	5,179,624	1.83	69,888,269	74,983,936	7.29
NETHERLANDS	3,369,618	3,079,127	-8.62	52,715,245	52,516,994	-0.38
FRANCE	1,781,628	1,738,616	-2.41	25,434,970	22,633,108	-11.02
GERMANY, FED. REP. OF	5,772,834	5,041,631	-12.67	94,591,823	87,264,210	-7.75
AUSTRIA	87,503	62,329	-28.77	1,296,454	761,599	-41.26
BELGIUM	6,246,296	7,199,956	15.27	93,135,066	107,752,659	15.70
SWITZERLAND	113,961	114,468	0.44	1,581,001	1,531,859	-3.11
LUXEMBOURG	0	29,517	-	0	169,017	-
MONACO	976	5,010	413.32	9,328	39,899	327.73
DENMARK	1,191,897	1,057,898	-11.24	21,839,221	19,698,715	-9.80
NORWAY	59,322	77,452	30.56	1,164,755	1,222,253	4.94
SWEDEN	267,987	206,520	-22.94	2,749,253	2,722,555	-0.97
FINLAND	77,525	48,557	-37.37	2,548,456	1,000,401	-60.74
IRELAND	120,373	120,725	0.29	1,845,131	1,968,489	6.69
ITALY	3,996,363	4,488,032	12.30	66,937,981	67,442,485	0.75
SPAIN	1,346,338	972,877	-27.74	18,387,678	14,334,474	-22.04
PORTUGAL	142,154	41,827	-70.58	3,728,804	1,028,210	-72.43
ICELAND	1,366	1,367	0.07	17,071	32,322	89.34
GREECE	445,618	380,485	-14.62	6,268,116	5,726,052	-8.65
HUNGARY	23,731	34,893	47.04	276,262	442,680	60.24
POLAND	48,422	47,407	-2.10	478,588	763,954	59.63
ROMANIA	1,459	5,251	259.90	40,413	86,859	114.93
BULGARIA	37,886	34,837	-8.05	247,983	244,714	-1.32
YUGOSLAVIA	61,738	32,347	-47.61	975,627	421,888	-56.76
KAZAKHSTAN	6,632	7,178	8.23	137,660	128,356	-6.76
KYRGYZSTAN	523	0	-100.00	4,478	0	-100.00
UKRAINE	129,919	99,479	-23.43	1,747,896	1,627,088	-6.91
LITHUANIA	9,038	1,318	-85.42	285,674	59,480	-79.18
LATVIA	5,798	4,683	-19.23	59,394	43,188	-27.29
ESTONIA	3,951	3,232	-18.20	48,383	20,884	-56.84
CROATIA	18,246	21,393	17.25	248,631	199,186	-19.89
BOSNIA AND HERZEGOVINA	1,274	0	-100.00	12,932	0	-100.00
MALTA	93	783	741.94	1,848	947	-48.76
SLOVAKIA	231,606	170,451	-26.40	8,794,718	7,023,697	-20.14
SLOVENIA	103,770	146,149	40.84	1,036,753	1,516,586	46.28
CZECH REPUBLIC	53,281	66,867	25.50	667,000	972,331	45.78
RUSSIA FEDERATION	654,913	617,315	-5.74	9,452,390	10,091,902	6.77
-PRODUK KERAMIK	247,034,674	203,025,465	-17.81	155,830,236	110,544,304	-29.06
JAPAN	3,902,013	2,592,023	-33.57	13,548,474	8,095,757	-40.25
HONG KONG	427,820	560,132	30.93	932,988	1,269,645	36.08
KOREA, REPUBLIC OF	25,094,307	21,979,081	-12.41	10,243,991	8,129,134	-20.64
TAIWAN	22,631,807	11,946,217	-47.21	7,399,073	4,103,096	-44.55
CHINA	538,265	274,633	-48.98	1,792,361	548,368	-69.41
MACAU	10,348	9,835	-4.96	109,084	123,462	13.18
PAPUA NEW GUINEA	184,841	308,051	66.66	42,643	59,424	39.35
THAILAND	18,363,957	16,671,855	-9.21	6,799,355	5,234,484	-23.01
SINGAPORE	2,655,297	2,603,849	-1.94	2,197,595	2,355,289	7.18
PHILIPPINES	6,302,841	10,133,131	60.77	1,788,638	2,079,468	16.26
MALAYSIA	24,869,069	24,881,253	0.05	6,313,496	6,422,494	1.73
MYANMAR (FORM. BURMA)	815,343	697,285	-14.48	131,373	126,227	-3.92
CAMBODIA	2,869,454	2,343,866	-18.32	567,317	580,136	2.26
BRUNEI DARUSSALAM	2,244,458	1,891,084	-15.74	620,087	553,730	-10.70
LAO PEOPLE'S DEMOCRATIC REPUB	0	19,762	-	0	16,446	-
NEPAL	43,977	54,241	23.34	26,520	34,585	30.41
BHUTAN	0	496	-	0	1,976	-
VIET NAM	966,133	1,161,930	20.27	484,234	575,490	18.85
MALDIVES	3,274,709	311,700	-90.48	810,240	204,575	-74.75
INDIA	1,121,191	1,091,103	-2.68	1,946,190	1,835,643	-5.68
PAKISTAN	10,109,633	5,671,795	-43.90	2,073,097	1,140,710	-44.98
BANGLADESH	335,738	221,759	-33.95	112,502	150,796	34.04
SRI LANKA	8,908,203	6,679,703	-25.02	1,704,273	1,278,335	-24.99
AFGHANISTAN	467,639	326,476	-30.19	75,515	55,841	-26.05
IRAQ	243,662	527,122	116.33	75,251	117,627	56.31
IRAN (ISLAMIC REPUBLIC OF)	113,468	97,705	-13.89	391,472	255,737	-34.67
SAUDI ARABIA	10,509,637	14,589,624	38.82	2,049,737	3,194,493	55.85
ISRAEL	1,383,760	809,346	-41.51	289,776	379,311	30.90
KUWAIT	820,393	278,679	-66.03	181,050	122,435	-32.38
JORDAN	923,719	136,338	-85.24	195,043	44,825	-77.02
LEBANON	109,290	23,796	-78.23	67,540	78,410	16.09
YEMEN	382,422	2,569,668	571.95	92,506	709,373	666.84

TABEL 5. PERKEMBANGAN EKSPOR INDONESIA MENURUT KOMODITI DAN NEGARA TUJUAN

JENIS BARANG	BERAT BERSIH (KG)		PERUB	NILAI FOB (US \$)		PERUB
	JAN-JUN 2008	JAN-JUN 2009	%	JAN-JUN 2008	JAN-JUN 2009	%
(1)	(2)	(3)	(4)	(5)	(6)	(7)
OMAN	47,177	21,176	-55.11	12,863	24,787	92.70
SYRIA ARAB REPUBLIC	1,541	799	-48.15	3,325	6,688	101.14
TURKEY	1,356,235	1,086,157	-19.91	1,518,567	869,632	-42.73
UNITED ARAB EMIRATES	6,014,290	2,113,789	-64.85	3,605,318	1,839,045	-48.99
QATAR	3,016,702	400,479	-86.72	1,212,807	340,218	-71.95
BAHRAIN	464,949	258,297	-44.45	178,841	172,602	-3.49
CYPRUS	19,431	6,894	-64.52	30,709	12,972	-57.76
EGYPT	351,886	708,662	101.39	391,954	879,853	124.48
LIBYAN ARAB JAMAHIRIYA	0	8,270	-	0	13,164	-
MOROCCO	62	33,942	54,645.16	376	20,614	5,382.45
TUNISIA	13,461	47,216	250.76	33,992	70,970	108.78
ALGERIA	0	1,159	-	0	591	-
SUDAN	27,981	7,311	-73.87	27,385	21,166	-22.71
NAMIBIA	0	39	-	0	93	-
ETHIOPIA	0	174,727	-	0	22,368	-
TANZANIA, UNITED REPUBLIC OF	166,152	8,053	-95.15	23,066	4,335	-81.21
MADAGASCAR	4,063	157,193	3,768.89	5,764	69,961	1,113.76
KENYA	633	676	6.79	259	1,748	574.90
REUNION	1,137,289	2,045,344	79.84	300,023	455,834	51.93
MOZAMBIQUE	460	31,416	6,729.57	283	53,092	18,660.42
BOTSWANA	84,425	126,479	49.81	14,840	26,902	81.28
TOGO	17,539	1,735	-90.11	3,858	2,879	-25.38
GUINEA	0	3,077	-	0	5,958	-
ANGOLA	19,425	439,067	2,160.32	2,723	141,873	5,110.17
CAMEROON	0	7,915	-	0	2,702	-
NIGERIA	153,967	279,852	81.76	156,002	137,101	-12.12
GABON	544	153,587	28,132.90	1,669	33,444	1,903.83
COTE D'IVOIRE	10,392	0	-100.00	13,326	0	-100.00
SENEGAL	85	3,368	3,862.35	108	3,193	2,856.48
MAURITANIA	70,537	8,420	-88.06	13,839	3,000	-78.32
BENIN	2,486	0	-100.00	1,696	0	-100.00
GAMBIA	0	62	-	0	58	-
U.S. VIRGIN ISLANDS	62	456	635.48	36	1,978	5,394.44
SEYCHELLES	3,772	15,659	315.14	3,504	56,412	1,509.93
NIGER	66	0	-100.00	116	0	-100.00
DJIBOUTI	790	9,804	1,141.01	3,625	9,310	156.83
SAO TOME AND PRINCIPE	1,780	7,893	343.43	1,500	2,800	86.67
SWAZILAND	3,382	0	-100.00	1,870	0	-100.00
SOUTH AFRICA	7,546,995	5,875,553	-22.15	17,383,864	2,375,810	-86.33
MAURITIUS	3,509,380	3,943,972	12.38	839,282	842,588	0.39
VIRGIN ISLANDS (BRITISH)	0	235	-	0	83	-
AUSTRALIA	18,622,885	17,723,030	-4.83	7,884,168	8,377,187	6.25
NEW ZEALAND	1,156,126	475,642	-58.86	539,688	217,221	-59.75
GUAM	4,639	4,027	-13.19	5,279	8,162	54.61
PALAU	25,817	16	-99.94	8,183	327	-96.00
NEW CALEDONIA	40,799	15,513	-61.98	27,034	16,607	-38.57
SAINT VINCENT AND THE GRENADIN	1,023	0	-100.00	1,831	0	-100.00
VANUATU	72,329	81,289	12.39	104,531	23,759	-77.27
WALLIS AND FUTUNA ISLANDS	692	100	-85.55	1,278	185	-85.52
AMERICAN SAMOA	132,856	23,696	-82.16	37,081	5,244	-85.86
COOK ISLANDS	27,753	785	-97.17	14,575	1,368	-90.61
FIJI	206,967	294,430	42.26	93,894	115,583	23.10
SAMOA	72,886	766	-98.95	16,968	670	-96.05
SOLOMON ISLANDS	474	0	-100.00	1,265	0	-100.00
TONGA	7,265	1	-99.99	16,387	6,568	-59.92
EAST TIMOR	470,487	1,133,057	140.83	310,010	1,049,594	238.57
UNITED STATES	20,367,105	11,797,091	-42.08	26,974,538	20,295,759	-24.76
CANADA	3,355,357	2,586,756	-22.91	2,269,440	2,177,367	-4.06
MEXICO	101,816	23,029	-77.38	216,485	82,623	-61.83
GUATEMALA	292	393	34.59	1,611	1,705	5.83
PANAMA	459,332	50,524	-89.00	128,210	14,711	-88.53
CHILE	229,784	57,153	-75.13	111,357	36,124	-67.56
VENEZUELA	21	2,426	11,452.38	14	6,326	45,085.71
ARGENTINA	21,994	14,338	-34.81	30,666	29,495	-3.82
BRAZIL	15,101	11,602	-23.17	42,627	12,535	-70.59
COLOMBIA	52,804	31,402	-40.53	52,178	42,412	-18.72
BOLIVIA	24,089	25,001	3.79	6,104	6,498	6.45
URUGUAY	23,884	25,704	7.62	6,034	8,250	36.73
ECUADOR	4	0	-100.00	8	0	-100.00
PERU	184,735	73,980	-59.95	82,098	25,817	-68.55
TRINIDAD AND TOBAGO	148,314	1,797	-98.79	49,254	4,419	-91.03
BAHAMAS	18,934	20,067	5.98	9,817	12,489	27.22
JAMAICA	938,829	304,948	-67.52	278,945	101,139	-63.74
PUERTO RICO	399,620	338,899	-15.19	183,527	136,386	-25.69
DOMINICAN REPUBLIC	11,480	10,637	-7.34	27,465	32,180	17.17

TABEL 5. PERKEMBANGAN EKSPOR INDONESIA MENURUT KOMODITI DAN NEGARA TUJUAN

JENIS BARANG	BERAT BERSIH (KG)		PERUB	NILAI FOB (US \$)		PERUB
	JAN-JUN 2008	JAN-JUN 2009	%	JAN-JUN 2008	JAN-JUN 2009	%
(1)	(2)	(3)	(4)	(5)	(6)	(7)
COSTA RICA	8,487	4,761	-43.90	7,320	1,339	-81.71
HAITI	0	378	-	0	636	-
BARBADOS	403	902	123.82	929	728	-21.64
ANTIGUA AND BARBUDA	24,893	1	-100.00	7,791	283	-96.37
ANGUILLA	0	116	-	0	189	-
ARUBA	510	0	-100.00	1,641	0	-100.00
BERMUDA	324	392	20.99	2,596	1,467	-43.49
CAYMAN ISLANDS	164	0	-100.00	36	0	-100.00
FRENCH GUIANA	1,529	2,476	61.94	5,208	8,719	67.42
FRENCH POLYNESIA	600,095	13,386	-97.77	85,773	27,009	-68.51
GRENADA	48,634	52,150	7.23	18,370	20,545	11.84
MARTINIQUE	132,467	28,380	-78.58	30,280	8,206	-72.90
NETHERLANDS ANTILLES	1,648	25,234	1,431.19	1,111	18,123	1,531.23
SAINT LUCIA	1,069	0	-100.00	6,163	0	-100.00
TURKS AND CAICOS ISLANDS	489	0	-100.00	830	0	-100.00
GUADELOUPE	232,181	312,301	34.51	45,402	70,101	54.40
SAINT KITTS AND NEVIS	27	317	1,074.07	41	442	978.05
UNITED KINGDOM	5,465,702	4,011,669	-26.60	9,316,034	6,134,181	-34.15
NETHERLANDS	1,108,991	867,404	-21.78	1,530,969	1,022,968	-33.18
FRANCE	884,731	1,203,728	36.06	1,366,940	1,832,690	34.07
GERMANY, FED. REP. OF	761,333	478,995	-37.08	965,389	800,858	-17.04
AUSTRIA	9,077	10,238	12.79	17,916	18,376	2.57
BELGIUM	1,809,766	2,534,274	40.03	3,363,267	2,018,280	-39.99
SWITZERLAND	57,618	29,372	-49.02	181,409	130,868	-27.86
MONACO	11	51,118	464,609.09	39	11,530	29,464.10
DENMARK	80,176	33,863	-57.76	67,493	116,425	72.50
NORWAY	1,480,128	622,584	-57.94	699,792	253,966	-63.71
SWEDEN	1,582,068	975,965	-38.31	1,202,645	829,261	-31.05
FINLAND	86,964	59,197	-31.93	650,236	432,500	-33.49
IRELAND	94,798	145,783	53.78	125,317	262,924	109.81
ITALY	5,166,439	3,481,048	-32.62	4,298,182	3,111,039	-27.62
SPAIN	866,988	451,077	-47.97	1,226,536	913,044	-25.56
PORTUGAL	12,182	3,845	-68.44	28,301	6,061	-78.58
GREECE	1,837,986	1,563,528	-14.93	681,800	498,697	-26.86
ANDORRA	26,450	0	-100.00	8,988	0	-100.00
DEMOCRATIC REPUBLIC OF THE CC	0	127,794	-	0	27,427	-
HUNGARY	10,324	19,618	90.02	16,427	32,793	99.63
POLAND	21,828	288,481	1,221.61	22,734	84,601	272.13
ROMANIA	959	2,593	170.39	3,152	3,288	4.31
BULGARIA	8,087	8,998	11.26	13,143	9,613	-26.86
YUGOSLAVIA	3,714	2,344	-36.89	63,719	4,828	-92.42
AZERBAIJAN	110	74	-32.73	829	400	-51.75
KAZAKHSTAN	39	0	-100.00	144	0	-100.00
UKRAINE	1,480,326	241,361	-83.70	619,971	119,195	-80.77
LITHUANIA	626	0	-100.00	548	0	-100.00
LATVIA	0	40	-	0	727	-
ESTONIA	45,586	893	-98.04	13,575	1,683	-87.60
GEORGIA	2,882	4,064	41.01	9,909	63,795	543.81
CROATIA	91,447	34,825	-61.92	115,325	21,416	-81.43
BOSNIA AND HERZEGOVINA	379	0	-100.00	1,773	0	-100.00
MALTA	163,068	51,070	-68.68	51,935	26,330	-49.30
SLOVAKIA	1,384	1,008	-27.17	2,964	3,715	25.34
SLOVENIA	1,904	840	-55.88	2,666	1,613	-39.50
CZECH REPUBLIC	566,777	574,864	1.43	184,887	199,857	8.10
REP. OF MACEDONIA	0	21,172	-	0	3,247	-
RUSSIA FEDERATION	383,080	100,574	-73.75	380,430	136,465	-64.13
-EMAS BATANGAN	13,581	14,245	4.89	399,636,709	406,874,105	1.81
JAPAN	70	59	-15.71	1,926,729	1,704,986	-11.51
HONG KONG	2,909	3,436	18.12	87,686,749	100,543,969	14.66
SINGAPORE	7,242	4,070	-43.80	211,513,955	114,992,233	-45.63
MALAYSIA	468	553	18.16	14,387,362	16,017,295	11.33
INDIA	0	100	-	0	2,978,834	-
UNITED ARAB EMIRATES	0	327	-	0	7,283,010	-
AUSTRALIA	2,879	3,889	35.08	83,799,467	111,872,615	33.50
UNITED STATES	0	195	-	0	3,263,716	-
SWITZERLAND	0	1,528	-	0	46,452,481	-
ITALY	13	88	576.92	322,447	1,764,966	447.37
-PESAWAT UDARA DAN BAGIANNYA	1,842,382	1,563,088	-15.16	40,822,659	81,945,445	100.74
JAPAN	5,126	2,482	-51.58	404,139	48,336	-88.04
HONG KONG	8,799	26,863	205.30	1,595,142	1,057,074	-33.73
KOREA, REPUBLIC OF	3,006	24,367	710.61	649,379	699,640	7.74
TAIWAN	6,479	15,241	135.24	180,731	1,557,446	761.75
CHINA	3,678	5,320	44.64	737,665	487,786	-33.87

TABEL 5. PERKEMBANGAN EKSPOR INDONESIA MENURUT KOMODITI DAN NEGARA TUJUAN

JENIS BARANG	BERAT BERSIH (KG)		PERUB	NILAI FOB (US \$)		PERUB
	JAN-JUN 2008	JAN-JUN 2009	%	JAN-JUN 2008	JAN-JUN 2009	%
(1)	(2)	(3)	(4)	(5)	(6)	(7)
THAILAND	104,794	4,284	-95.91	776,923	1,115,907	43.63
SINGAPORE	603,788	187,258	-68.99	8,930,169	26,730,639	199.33
PHILIPPINES	31,963	180	-99.44	32,402	1,352	-95.83
MALAYSIA	482,593	97,846	-79.72	2,551,496	7,438,786	191.55
CAMBODIA	125	0	-100.00	2,000	0	-100.00
BRUNEI DARUSSALAM	390	62,211	15,851.54	41,815	73,708	76.27
NEPAL	80	0	-100.00	1,500	0	-100.00
VIET NAM	0	230	-	0	3,850	-
INDIA	2,429	0	-100.00	173,716	0	-100.00
PAKISTAN	279	40,565	14,439.43	841,384	430,261	-48.86
BANGLADESH	290	18	-93.79	12,000	1	-99.99
SRI LANKA	570	380	-33.33	8,000	4,728	-40.90
IRAN (ISLAMIC REPUBLIC OF)	0	145,667	-	0	1,703,000	-
SAUDI ARABIA	24,754	216,481	774.53	198,611	2,066,356	940.40
ISRAEL	150	0	-100.00	1,000	0	-100.00
JORDAN	200	0	-100.00	40,000	0	-100.00
YEMEN	234	265	13.25	6,690	30,408	354.53
OMAN	31,541	185,082	486.80	67,750	3,002,821	4,332.21
TURKEY	256	3	-98.83	226,493	7,850	-96.53
UNITED ARAB EMIRATES	1,490	21,045	1,312.42	256,794	274,913	7.06
KENYA	7,722	329	-95.74	135,450	40,000	-70.47
NIGERIA	0	1,234	-	0	34,000	-
BURKINA FASO	174	0	-100.00	6,255	0	-100.00
SOUTH AFRICA	21,071	320	-98.48	951,506	2,363	-99.75
MALAWI	51	0	-100.00	850	0	-100.00
AUSTRALIA	9,057	17,408	92.20	1,272,819	1,067,483	-16.13
NEW ZEALAND	5,014	9,401	87.50	114,162	1,570,400	1,275.59
NEW CALEDONIA	0	7	-	0	10	-
VANUATU	0	23	-	0	2	-
FIJI	173	0	-100.00	949	0	-100.00
EAST TIMOR	0	153	-	0	22,064	-
UNITED STATES	84,430	277,877	229.12	3,818,098	7,516,908	96.88
CANADA	1,235	2,833	129.39	432,331	682,041	57.76
CHILE	64	0	-100.00	1,540	0	-100.00
BRAZIL	14,232	0	-100.00	3,936	0	-100.00
COLOMBIA	11,342	4	-99.96	350	12,454	3,458.29
BOLIVIA	20,000	0	-100.00	20,000	0	-100.00
TRINIDAD AND TOBAGO	3	0	-100.00	9	0	-100.00
FRENCH POLYNESIA	97	409	321.65	120	160	33.33
UNITED KINGDOM	83,769	88,831	6.04	10,388,084	18,343,866	76.59
NETHERLANDS	23,554	20,994	-10.87	893,920	1,187,381	32.83
FRANCE	10,130	16,514	63.02	1,225,929	626,323	-48.91
GERMANY, FED. REP. OF	90,728	10,466	-88.46	893,138	762,447	-14.63
BELGIUM	782	4,224	440.15	122,486	220,201	79.78
SWITZERLAND	5,071	6,548	29.13	309,229	182,835	-40.87
LUXEMBOURG	45	0	-100.00	5,500	0	-100.00
DENMARK	60	963	1,505.00	9,500	132,240	1,292.00
SWEDEN	2,100	1,237	-41.10	20,000	160,000	700.00
FINLAND	2	0	-100.00	4	0	-100.00
IRELAND	542	57,692	10,544.28	66,502	71,039	6.82
ITALY	1,937	2,807	44.91	127,438	73,233	-42.53
SPAIN	124,250	6,861	-94.48	2,196,055	2,496,197	13.67
PORTUGAL	4,000	1	-99.98	5,000	119	-97.62
ICELAND	31	0	-100.00	300	0	-100.00
GREECE	96	0	-100.00	2,400	0	-100.00
BULGARIA	750	0	-100.00	15,000	0	-100.00
UKRAINE	356	0	-100.00	3,000	0	-100.00
RUSSIA FEDERATION	6,500	164	-97.48	45,000	6,817	-84.85
-KAPAL LAUT DAN SEJENISNYA	191,448,167	237,597,727	24.11	343,974,464	782,155,214	127.39
JAPAN	33,179	115	-99.65	148,030	2,176	-98.53
HONG KONG	13,818	0	-100.00	9,762	0	-100.00
KOREA, REPUBLIC OF	3,200	16,000	400.00	3,200	3,248	1.50
TAIWAN	0	3,338	-	0	651	-
CHINA	0	14,161,060	-	0	243,807,500	-
THAILAND	1,536,488	3,188,177	107.50	10,065,186	3,839,073	-61.86
SINGAPORE	153,775,220	172,923,913	12.45	264,270,466	441,109,152	66.92
PHILIPPINES	0	2,013,040	-	0	5,730,259	-
MALAYSIA	16,634,981	6,549,400	-60.63	50,463,305	25,267,971	-49.93
BRUNEI DARUSSALAM	0	78,816	-	0	55,473	-
VIET NAM	10,162,687	5,845,562	-42.48	5,530,474	5,512,989	-0.32
MALDIVES	0	90,560	-	0	66,934	-
INDIA	124,000	2,332,000	1,780.65	4,638,000	2,757,960	-40.54
BANGLADESH	0	300	-	0	500	-
SRI LANKA	0	2,752,000	-	0	8,619,048	-

TABEL 5. PERKEMBANGAN EKSPOR INDONESIA MENURUT KOMODITI DAN NEGARA TUJUAN

JENIS BARANG	BERAT BERSIH (KG)		PERUB	NILAI FOB (US \$)		PERUB
	JAN-JUN 2008	JAN-JUN 2009	%	JAN-JUN 2008	JAN-JUN 2009	%
(1)	(2)	(3)	(4)	(5)	(6)	(7)
KUWAIT	0	11,998	-	0	60,500	-
YEMEN	19,500	0	-100.00	22,991	0	-100.00
TURKEY	110	0	-100.00	6,000	0	-100.00
UNITED ARAB EMIRATES	627,452	2,517,892	301.29	726,682	2,635,451	262.67
BAHRAIN	0	516,000	-	0	571,361	-
NIGERIA	0	3,053,600	-	0	5,255,471	-
SOUTH AFRICA	30	482	1,506.67	100	12,650	12,550.00
AUSTRALIA	7,232,500	4,682,429	-35.26	5,271,971	6,789,162	28.78
NEW ZEALAND	549,000	0	-100.00	1,200,000	0	-100.00
FIJI	721,000	4,227,000	486.27	1,350,000	25,006,713	1,752.35
EAST TIMOR	0	2,956	-	0	58,143	-
UNITED STATES	7,999	568	-92.90	41,000	42,500	3.66
CANADA	0	12,000,000	-	0	3,500,000	-
TRINIDAD AND TOBAGO	0	625,000	-	0	1,428,006	-
UNITED KINGDOM	30	3,357	11,090.00	10	8,674	86,640.00
NETHERLANDS	2,750	1	-99.96	10,000	20	-99.80
FRANCE	2,965	92	-96.90	201,058	7,000	-96.52
GERMANY, FED. REP. OF	0	423	-	0	793	-
DENMARK	600	960	60.00	418	800	91.39
SPAIN	658	0	-100.00	15,811	0	-100.00
CROATIA	0	68	-	0	436	-
CZECH REPUBLIC	0	620	-	0	4,600	-
-PERLENGKAPAN OLAHRAGA DAN I	14,120,194	11,942,881	-15.42	131,878,718	108,337,634	-17.85
JAPAN	699,059	665,179	-4.85	14,905,274	10,075,013	-32.41
HONG KONG	131,237	204,944	56.16	1,397,994	2,126,674	52.12
KOREA, REPUBLIC OF	172,766	171,389	-0.80	1,043,359	1,022,063	-2.04
TAIWAN	55,756	58,488	4.90	117,402	79,147	-32.58
CHINA	492,548	379,120	-23.03	4,258,822	3,394,977	-20.28
PAPUA NEW GUINEA	1,295	279	-78.46	8,332	1,983	-76.20
THAILAND	25,681	28,525	11.07	123,622	151,093	22.22
SINGAPORE	319,566	332,917	4.18	5,199,933	3,882,278	-25.34
PHILIPPINES	115,974	24,880	-78.55	266,704	84,456	-68.33
MALAYSIA	402,589	159,505	-60.38	3,054,818	1,244,765	-59.25
CAMBODIA	1,371	0	-100.00	56,754	0	-100.00
BRUNEI DARUSSALAM	7,620	1,696	-77.74	21,758	4,932	-77.33
VIET NAM	18,222	1,609	-91.17	211,170	14,529	-93.12
MALDIVES	3,341	220	-93.42	4,967	1,029	-79.28
INDIA	51,120	62,319	21.91	390,879	647,016	65.53
PAKISTAN	88,606	53,446	-39.68	269,241	161,484	-40.02
SRI LANKA	83,203	50,630	-39.15	79,327	54,616	-31.15
IRAN (ISLAMIC REPUBLIC OF)	9,348	9,331	-0.18	16,139	49,350	205.78
SAUDI ARABIA	238,663	147,024	-38.40	418,725	331,646	-20.80
ISRAEL	9,999	14,452	44.53	110,223	113,489	2.96
KUWAIT	1,034	7,231	599.32	9,036	38,416	325.14
JORDAN	61,259	21,437	-65.01	145,670	87,853	-39.69
LEBANON	8,615	19,356	124.68	16,504	54,708	231.48
YEMEN	683	0	-100.00	1,920	0	-100.00
OMAN	300	0	-100.00	639	0	-100.00
TURKEY	54,257	367	-99.32	356,768	82	-99.98
UNITED ARAB EMIRATES	138,073	140,218	1.55	1,115,266	870,256	-21.97
BAHRAIN	3,524	0	-100.00	6,664	0	-100.00
CYPRUS	436	250	-42.66	2,733	180	-93.41
EGYPT	13,154	13,142	-0.09	95,901	91,472	-4.62
MOROCCO	5,241	8,178	56.04	36,406	75,971	108.68
ALGERIA	48,486	29,471	-39.22	115,634	86,013	-25.62
SUDAN	31,102	21,891	-29.62	109,763	119,098	8.50
MADAGASCAR	0	2,760	-	0	960	-
KENYA	4,447	0	-100.00	39,640	0	-100.00
REUNION	0	826	-	0	7,310	-
ANGOLA	4,961	9,626	94.03	5,427	6,338	16.79
NIGERIA	7,705	48,061	523.76	29,174	245,906	742.89
GABON	390	0	-100.00	170	0	-100.00
BENIN	22,862	0	-100.00	118,811	0	-100.00
SOUTH AFRICA	10,594	20,391	92.48	88,672	105,908	19.44
MAURITIUS	1,250	77	-93.84	33,033	289	-99.13
AUSTRALIA	402,936	477,923	18.61	2,422,460	3,294,720	36.01
NEW ZEALAND	41,644	28,451	-31.68	245,935	207,173	-15.76
FIJI	716	2,325	224.72	4,538	9,746	114.76
EAST TIMOR	1,778	21,543	1,111.64	2,093	28,534	1,263.31
UNITED STATES	4,135,661	3,517,010	-14.96	38,977,717	31,968,401	-17.98
CANADA	201,411	210,741	4.63	1,663,684	1,854,033	11.44
MEXICO	412,767	371,556	-9.98	3,548,862	3,854,031	8.60
PANAMA	9,681	29,964	209.51	101,127	256,003	153.15
CHILE	24,603	43,054	74.99	99,913	433,952	334.33

TABEL 5. PERKEMBANGAN EKSPOR INDONESIA MENURUT KOMODITI DAN NEGARA TUJUAN

JENIS BARANG	BERAT BERSIH (KG)		PERUB	NILAI FOB (US \$)		PERUB
	JAN-JUN 2008	JAN-JUN 2009	%	JAN-JUN 2008	JAN-JUN 2009	%
(1)	(2)	(3)	(4)	(5)	(6)	(7)
VENEZUELA	94,973	87,406	-7.97	832,086	852,119	2.41
ARGENTINA	96,025	97,653	1.70	816,930	840,570	2.89
BRAZIL	631,874	391,170	-38.09	5,271,870	3,626,546	-31.21
COLOMBIA	33,292	28,868	-13.29	289,690	273,908	-5.45
URUGUAY	1,021	0	-100.00	4,956	0	-100.00
PARAGUAY	3,341	0	-100.00	21,600	0	-100.00
ECUADOR	3,740	4,462	19.30	38,559	53,975	39.98
PERU	2,981	20,474	586.82	22,383	150,984	574.55
EL SALVADOR	9,915	0	-100.00	107,678	0	-100.00
COSTA RICA	0	923	-	0	11,404	-
HAITI	0	4,327	-	0	12,508	-
FRENCH POLYNESIA	1,022	257	-74.85	15,216	273	-98.21
NETHERLANDS ANTILLES	0	440	-	0	36,370	-
UNITED KINGDOM	1,007,555	1,146,337	13.77	8,587,090	8,893,741	3.57
NETHERLANDS	459,624	408,533	-11.12	3,831,187	4,055,754	5.86
FRANCE	625,632	599,666	-4.15	5,009,750	4,858,652	-3.02
GERMANY, FED. REP. OF	560,212	662,542	18.27	6,758,594	7,236,930	7.08
AUSTRIA	54,516	34,686	-36.37	713,820	435,434	-39.00
BELGIUM	401,683	127,322	-68.30	4,132,260	1,488,852	-63.97
SWITZERLAND	48,947	30,059	-38.59	329,676	329,862	0.06
DENMARK	73,559	90,302	22.76	863,594	792,481	-8.23
NORWAY	12,655	11,051	-12.67	107,211	94,116	-12.21
SWEDEN	188,948	120,920	-36.00	1,654,436	742,220	-55.14
FINLAND	845	8,757	936.33	61,867	162,924	163.35
IRELAND	16,354	9,003	-44.95	114,038	51,325	-54.99
ITALY	346,496	180,764	-47.83	3,253,052	1,790,874	-44.95
SPAIN	138,054	65,213	-52.76	1,361,480	669,054	-50.86
PORTUGAL	17,335	21,542	24.27	244,739	279,821	14.33
ICELAND	3,368	1,364	-59.50	48,503	15,813	-67.40
GREECE	77,113	72,971	-5.37	717,691	628,780	-12.39
HUNGARY	36,055	10,361	-71.26	235,559	168,252	-28.57
POLAND	101,520	48,004	-52.71	841,056	504,515	-40.01
ROMANIA	8,873	558	-93.71	90,964	5,298	-94.18
YUGOSLAVIA	6,129	0	-100.00	35,102	0	-100.00
BELARUS	8,837	1,291	-85.39	41,123	15,660	-61.92
KAZAKHSTAN	2,434	3,076	26.38	26,590	34,766	30.75
UKRAINE	36,205	8,615	-76.20	355,271	93,400	-73.71
UZBEKISTAN	173	0	-100.00	3,319	0	-100.00
LITHUANIA	0	64	-	0	1,505	-
LATVIA	1,856	8	-99.57	23,554	333	-98.59
ESTONIA	2,593	622	-76.01	26,284	6,000	-77.17
CROATIA	17,467	36,518	109.07	45,774	113,687	148.37
MALTA	0	184	-	0	2,600	-
SLOVAKIA	3,926	1,161	-70.43	69,371	9,362	-86.50
SLOVENIA	4,088	11,273	175.76	11,325	71,623	532.43
CZECH REPUBLIC	225,425	109,652	-51.36	1,767,088	1,080,028	-38.88
RUSSIA FEDERATION	175,999	72,680	-58.70	1,746,779	707,422	-59.50
-PENA DAN PENSIL	5,381,166	4,487,833	-16.60	37,990,387	35,367,036	-6.91
JAPAN	157,549	72,106	-54.23	1,732,474	791,097	-54.34
HONG KONG	32,517	31,364	-3.55	329,247	310,096	-5.82
KOREA, REPUBLIC OF	25,078	20,591	-17.89	272,922	204,887	-24.93
TAIWAN	20,166	10,649	-47.19	174,552	110,342	-36.79
CHINA	23,959	21,896	-8.61	277,242	196,140	-29.25
PAPUA NEW GUINEA	16	0	-100.00	132	0	-100.00
THAILAND	132,659	127,102	-4.19	1,298,103	1,170,033	-9.87
SINGAPORE	59,544	55,190	-7.31	522,982	465,792	-10.94
PHILIPPINES	108,078	156,373	44.69	661,873	1,384,093	109.12
MALAYSIA	130,367	147,904	13.45	1,260,214	1,508,674	19.72
MYANMAR (FORM. BURMA)	12,399	0	-100.00	33,360	0	-100.00
CAMBODIA	95	0	-100.00	606	0	-100.00
BRUNEI DARUSSALAM	235	380	61.70	374	2,725	628.61
NEPAL	22	0	-100.00	151	0	-100.00
VIET NAM	2,622	29,322	1,018.31	32,946	186,283	465.42
MALDIVES	3,596	0	-100.00	7,220	0	-100.00
INDIA	4,037	2,844	-29.55	51,553	30,127	-41.56
PAKISTAN	225	7,291	3,140.44	3,828	57,961	1,414.13
BANGLADESH	42,676	45,364	6.30	393,651	398,388	1.20
SRI LANKA	1	0	-100.00	7	0	-100.00
IRAN (ISLAMIC REPUBLIC OF)	136,844	140,068	2.36	895,421	1,197,715	33.76
SAUDI ARABIA	242,423	313,342	29.25	2,168,515	2,937,440	35.46
ISRAEL	0	125	-	0	938	-
KUWAIT	19,948	15,751	-21.04	213,745	184,073	-13.88
JORDAN	409	947	131.54	2,277	10,283	351.60
LEBANON	18,126	24,713	36.34	139,067	189,940	36.58

TABEL 5. PERKEMBANGAN EKSPOR INDONESIA MENURUT KOMODITI DAN NEGARA TUJUAN

JENIS BARANG	BERAT BERSIH (KG)		PERUB	NILAI FOB (US \$)		PERUB
	JAN-JUN 2008	JAN-JUN 2009	%	JAN-JUN 2008	JAN-JUN 2009	%
(1)	(2)	(3)	(4)	(5)	(6)	(7)
YEMEN	1	0	-100.00	4	0	-100.00
OMAN	11,522	21,427	85.97	114,140	233,632	104.69
SYRIA ARAB REPUBLIC	19,384	31,490	62.45	134,248	216,475	61.25
TURKEY	113,322	116,928	3.18	697,125	791,854	13.59
UNITED ARAB EMIRATES	55,358	60,996	10.18	496,952	627,175	26.20
QATAR	18,430	13,873	-24.73	197,871	125,849	-36.40
BAHRAIN	9,068	4,424	-51.21	100,157	50,300	-49.78
EGYPT	124,144	55,734	-55.11	912,739	448,143	-50.90
LIBYAN ARAB JAMAHIRIYA	0	658	-	0	2,680	-
MOROCCO	8,125	21,500	164.62	73,190	205,070	180.19
ALGERIA	288	2,179	656.60	1,340	10,717	699.78
SUDAN	0	56	-	0	1,100	-
TOGO	0	38,500	-	0	17,504	-
COTE D'IVOIRE	58,642	100,536	71.44	34,023	49,855	46.53
SOUTH AFRICA	77,484	283	-99.63	303,763	4,093	-98.65
AUSTRALIA	192,218	91,994	-52.14	1,029,039	666,916	-35.19
NEW ZEALAND	11,011	7,294	-33.76	105,266	72,186	-31.43
COOK ISLANDS	1,266	0	-100.00	1,979	0	-100.00
FIJI	458	606	32.31	4,024	3,100	-22.96
EAST TIMOR	11,886	23,131	94.61	9,180	27,960	204.58
UNITED STATES	2,137,875	1,455,760	-31.91	13,189,188	10,720,902	-18.71
CANADA	19,122	15,954	-16.57	290,496	292,693	0.76
MEXICO	344,835	340,772	-1.18	2,492,257	2,491,396	-0.03
PANAMA	0	1,903	-	0	3,492	-
CHILE	1,549	0	-100.00	23,924	0	-100.00
ARGENTINA	3,255	958	-70.57	35,486	10,899	-69.29
BRAZIL	0	13,040	-	0	106,784	-
COLOMBIA	86,097	120,267	39.69	538,929	969,813	79.95
ECUADOR	12,691	15,876	25.10	98,498	121,823	23.68
PUERTO RICO	0	462	-	0	3,384	-
FRENCH POLYNESIA	73	0	-100.00	280	0	-100.00
UNITED KINGDOM	116,501	54,774	-52.98	1,018,044	456,784	-55.13
NETHERLANDS	285,725	254,431	-10.95	1,703,040	1,747,832	2.63
FRANCE	56,467	23,796	-57.86	401,423	160,262	-60.08
GERMANY, FED. REP. OF	241,592	212,835	-11.90	1,749,796	1,568,174	-10.38
BELGIUM	807	0	-100.00	6,417	0	-100.00
SWITZERLAND	64	0	-100.00	341	0	-100.00
DENMARK	1,195	0	-100.00	8,701	0	-100.00
NORWAY	4,416	3,394	-23.14	44,678	41,493	-7.13
SWEDEN	68,297	38,451	-43.70	614,361	442,869	-27.91
FINLAND	943	1,333	41.36	11,703	21,616	84.70
IRELAND	22,691	21,543	-5.06	238,759	242,499	1.57
ITALY	30,820	44,969	45.91	366,057	531,096	45.09
SPAIN	42,871	18,650	-56.50	292,596	165,461	-43.45
PORTUGAL	0	4,503	-	0	20,718	-
HUNGARY	0	6,056	-	0	120,783	-
POLAND	22	0	-100.00	79	0	-100.00
KAZAKHSTAN	173	0	-100.00	804	0	-100.00
MALTA	858	0	-100.00	11,423	0	-100.00
CZECH REPUBLIC	16,029	23,175	44.58	165,605	234,627	41.68
-BATU SEMI PERMATA	22,340	5,213	-76.67	188,617	373,070	97.79
JAPAN	178	441	147.75	31,883	99,672	212.62
HONG KONG	15	0	-100.00	96,000	0	-100.00
TAIWAN	20,000	0	-100.00	10,000	0	-100.00
SINGAPORE	136	3	-97.79	2,064	468	-77.33
MALAYSIA	330	1,800	445.45	43,249	246,610	470.21
SOUTH AFRICA	127	0	-100.00	353	0	-100.00
AUSTRALIA	0	1	-	0	4,491	-
UNITED STATES	0	2,802	-	0	17,268	-
CANADA	0	13	-	0	170	-
BRAZIL	0	21	-	0	14	-
SAINT KITTS AND NEVIS	237	0	-100.00	354	0	-100.00
FRANCE	64	0	-100.00	135	0	-100.00
ITALY	0	132	-	0	4,377	-
SPAIN	189	0	-100.00	1,366	0	-100.00
GREECE	417	0	-100.00	2,415	0	-100.00
HUNGARY	647	0	-100.00	798	0	-100.00
-KOPER, TAS, DOMPET PLASTIK/TE	3,711,332	3,520,896	-5.13	26,340,456	24,008,484	-8.85
JAPAN	529,548	445,223	-15.92	3,377,705	3,132,205	-7.27
HONG KONG	88,603	47,716	-46.15	709,891	503,241	-29.11
KOREA, REPUBLIC OF	16,549	47,046	184.28	104,409	216,212	107.08
TAIWAN	5,426	14,440	166.13	19,322	45,494	135.45
CHINA	142,374	43,198	-69.66	958,404	696,106	-27.37

TABEL 5. PERKEMBANGAN EKSPOR INDONESIA MENURUT KOMODITI DAN NEGARA TUJUAN

JENIS BARANG	BERAT BERSIH (KG)		PERUB	NILAI FOB (US \$)		PERUB
	JAN-JUN 2008	JAN-JUN 2009	%	JAN-JUN 2008	JAN-JUN 2009	%
(1)	(2)	(3)	(4)	(5)	(6)	(7)
PAPUA NEW GUINEA	769	77	-89.99	3,021	383	-87.32
THAILAND	37,062	34,048	-8.13	118,403	158,054	33.49
SINGAPORE	72,722	70,886	-2.52	872,322	754,577	-13.50
PHILIPPINES	27,886	20,993	-24.72	356,797	316,657	-11.25
MALAYSIA	50,623	19,522	-61.44	272,346	185,425	-31.92
BRUNEI DARUSSALAM	1,523	1,077	-29.28	3,306	13,555	310.01
VIET NAM	422	1,883	346.21	913	11,254	1,132.64
MALDIVES	3,101	1,528	-50.73	14,277	4,522	-68.33
INDIA	41,982	39,276	-6.45	212,619	215,059	1.15
PAKISTAN	6,957	8,680	24.77	35,597	45,976	29.16
BANGLADESH	33,101	11,585	-65.00	88,848	28,899	-67.47
SRI LANKA	7,761	4,224	-45.57	12,492	9,576	-23.34
IRAN (ISLAMIC REPUBLIC OF)	1,385	479	-65.42	640	656	2.50
SAUDI ARABIA	27,561	42,970	55.91	130,178	168,740	29.62
ISRAEL	6	85	1,316.67	113	1,491	1,219.47
KUWAIT	860	961	11.74	16,953	8,445	-50.19
JORDAN	1,060	0	-100.00	9,185	0	-100.00
LEBANON	796	2,985	275.00	5,245	21,633	312.45
OMAN	0	34	-	0	115	-
SYRIA ARAB REPUBLIC	17	0	-100.00	96	0	-100.00
TURKEY	96	135	40.63	1,412	2,283	61.69
UNITED ARAB EMIRATES	268,124	283,296	5.66	1,208,004	1,350,661	11.81
QATAR	799	0	-100.00	47	0	-100.00
BAHRAIN	593	0	-100.00	3,692	0	-100.00
CYPRUS	0	1,643	-	0	4,613	-
MOROCCO	1,204	12,086	903.82	21,718	222,253	923.36
TUNISIA	0	645	-	0	11,487	-
NAMIBIA	32	1,334	4,068.75	292	923	216.10
TANZANIA, UNITED REPUBLIC OF	31	0	-100.00	265	0	-100.00
MADAGASCAR	493	204	-58.62	1,156	1,762	52.42
KENYA	154	1,551	907.14	1,106	11,950	980.47
REUNION	3,002	1,760	-41.37	5,671	5,174	-8.76
MOZAMBIQUE	73	0	-100.00	485	0	-100.00
GHANA	0	4,313	-	0	19,079	-
GUINEA	15	0	-100.00	157	0	-100.00
ANGOLA	0	28	-	0	32	-
CAMEROON	30	0	-100.00	286	0	-100.00
GABON	14	0	-100.00	12	0	-100.00
SEYCHELLES	136	195	43.38	3,722	6,750	81.35
SOUTH AFRICA	19,404	38,901	100.48	50,153	87,408	74.28
MAURITIUS	1,227	120	-90.22	8,312	2,933	-64.71
VIRGIN ISLANDS (BRITISH)	13	144	1,007.69	84	557	563.10
AUSTRALIA	45,614	78,690	72.51	275,138	365,921	33.00
NEW ZEALAND	5,469	6,777	23.92	29,924	12,630	-57.79
GUAM	138	54	-60.87	1,081	705	-34.78
PALAU	12	0	-100.00	75	0	-100.00
NEW CALEDONIA	3,313	2,085	-37.07	21,396	10,074	-52.92
VANUATU	183	0	-100.00	196	0	-100.00
WALLIS AND FUTUNA ISLANDS	3,952	0	-100.00	5,263	0	-100.00
COOK ISLANDS	2,165	1	-99.95	27,992	28	-99.90
FIJI	1,715	117	-93.18	10,387	801	-92.29
EAST TIMOR	447	16,736	3,644.07	232	17,350	7,378.45
UNITED STATES	638,361	785,837	23.10	6,153,327	6,239,280	1.40
CANADA	51,057	29,044	-43.11	191,284	170,633	-10.80
MEXICO	24,192	17,748	-26.64	107,515	121,178	12.71
NICARAGUA	0	16	-	0	60	-
PANAMA	24,422	17,808	-27.08	47,960	46,218	-3.63
CHILE	2,538	962	-62.10	5,358	1,831	-65.83
VENEZUELA	0	107	-	0	390	-
ARGENTINA	6,877	10,959	59.36	13,502	21,857	61.88
BRAZIL	34,481	30,472	-11.63	71,505	88,450	23.70
COLOMBIA	42	66	57.14	162	219	35.19
BOLIVIA	9	0	-100.00	100	0	-100.00
URUGUAY	2,154	1,853	-13.97	5,289	6,424	21.46
PARAGUAY	8	11	37.50	29	30	3.45
ECUADOR	5,017	4,161	-17.06	10,025	9,313	-7.10
PERU	0	182	-	0	1,002	-
TRINIDAD AND TOBAGO	18	1,505	8,261.11	47	1,810	3,751.06
BAHAMAS	22	0	-100.00	246	0	-100.00
JAMAICA	966	0	-100.00	2,306	0	-100.00
PUERTO RICO	4,417	288	-93.48	17,220	2,100	-87.80
DOMINICAN REPUBLIC	181	167	-7.73	200	347	73.50
COSTA RICA	2,596	342	-86.83	3,663	433	-88.18
BARBADOS	671	14	-97.91	929	566	-39.07
ARUBA	0	5,999	-	0	2,035	-

TABEL 5. PERKEMBANGAN EKSPOR INDONESIA MENURUT KOMODITI DAN NEGARA TUJUAN

JENIS BARANG	BERAT BERSIH (KG)		PERUB	NILAI FOB (US \$)		PERUB
	JAN-JUN 2008	JAN-JUN 2009	%	JAN-JUN 2008	JAN-JUN 2009	%
(1)	(2)	(3)	(4)	(5)	(6)	(7)
BERMUDA	418	1,766	322.49	1,999	6,556	227.96
DOMINICA	386	0	-100.00	1,386	0	-100.00
FRENCH POLYNESIA	4,554	802	-82.39	16,302	9,414	-42.25
GRENADA	112	0	-100.00	547	0	-100.00
MARTINIQUE	1,856	1,374	-25.97	4,314	4,150	-3.80
NETHERLANDS ANTILLES	183	393	114.75	3,997	8,068	101.85
TURKS AND CAICOS ISLANDS	855	0	-100.00	1,490	0	-100.00
GUADELOUPE	23	592	2,473.91	39	1,236	3,069.23
UNITED KINGDOM	177,245	183,996	3.81	935,460	956,548	2.25
NETHERLANDS	209,503	124,046	-40.79	3,925,823	1,797,742	-54.21
FRANCE	45,781	35,503	-22.45	174,569	193,822	11.03
GERMANY, FED. REP. OF	233,108	167,792	-28.02	1,248,733	1,068,864	-14.40
AUSTRIA	65	5,738	8,727.69	901	46,121	5,018.87
BELGIUM	232,656	512,945	120.47	802,645	2,471,209	207.88
SWITZERLAND	119,183	10,282	-91.37	727,204	40,353	-94.45
DENMARK	1,016	2,656	161.42	3,180	18,272	474.59
NORWAY	1,985	1,850	-6.80	28,933	25,107	-13.22
SWEDEN	3,545	3,872	9.22	36,968	11,774	-68.15
FINLAND	6,815	73	-98.93	23,972	1,950	-91.87
IRELAND	2,516	304	-87.92	4,891	2,844	-41.85
ITALY	261,519	161,565	-38.22	1,959,936	1,407,525	-28.19
SPAIN	116,589	75,640	-35.12	584,438	459,193	-21.43
PORTUGAL	1,295	543	-58.07	5,188	3,204	-38.24
GREECE	13,238	9,175	-30.69	65,174	57,478	-11.81
HUNGARY	80	132	65.00	55	1,088	1,878.18
POLAND	4,735	824	-82.60	42,303	12,018	-71.59
ROMANIA	0	1	-	0	21	-
BULGARIA	1,592	0	-100.00	12,180	0	-100.00
YUGOSLAVIA	2,263	1	-99.96	103	1	-99.03
UKRAINE	1	0	-100.00	5	0	-100.00
LATVIA	9,875	0	-100.00	52,251	0	-100.00
ESTONIA	266	0	-100.00	398	0	-100.00
CROATIA	1,299	173	-86.68	5,013	723	-85.58
SLOVENIA	0	934	-	0	1,785	-
CZECH REPUBLIC	134	157	17.16	140	831	493.57
RUSSIA FEDERATION	2,070	495	-76.09	37,912	12,762	-66.34
-BARANG DARI LOGAM MULIA	152,748	164,948	7.99	80,987,375	151,258,969	86.77
JAPAN	3,468	11,873	242.36	375,772	4,479,833	1,092.17
HONG KONG	6,466	3,299	-48.98	8,500,882	15,967,876	87.84
KOREA, REPUBLIC OF	513	665	29.63	160,123	255,100	59.32
TAIWAN	42	7	-83.33	9,980	938	-90.60
CHINA	54	59	9.26	5,499	10,275	86.85
MACAU	5	0	-100.00	129	0	-100.00
PAPUA NEW GUINEA	492	0	-100.00	727	0	-100.00
THAILAND	1,788	929	-48.04	1,662,152	509,360	-69.36
SINGAPORE	79,604	84,183	5.75	11,486,620	68,718,356	498.25
PHILIPPINES	1	0	-100.00	9,961	0	-100.00
MALAYSIA	235	145	-38.30	8,668	974,464	11,142.09
MALDIVES	83	78	-6.02	1,807	53,676	2,870.45
INDIA	0	13	-	0	14,322	-
SRI LANKA	10	0	-100.00	2,088	0	-100.00
ISRAEL	0	1	-	0	2,500	-
JORDAN	100	0	-100.00	11,900	0	-100.00
LEBANON	0	11	-	0	91	-
TURKEY	1,502	729	-51.46	581,628	235,290	-59.55
UNITED ARAB EMIRATES	1,104	441	-60.05	23,394,926	9,075,565	-61.21
BAHRAIN	13	4	-69.23	9,380	258	-97.25
CYPRUS	217	50	-76.96	5,343	38,440	619.45
MADAGASCAR	0	5	-	0	5,412	-
KENYA	0	337	-	0	2,754	-
REUNION	61	362	493.44	419	469	11.93
SEYCHELLES	433	10	-97.69	2,013	11	-99.45
SWAZILAND	1	0	-100.00	1,077	0	-100.00
SOUTH AFRICA	0	115	-	0	144	-
AUSTRALIA	2,908	9,540	228.06	239,478	27,759,531	11,491.68
NEW ZEALAND	52	50	-3.85	21,651	7,887	-63.57
GUAM	0	212	-	0	506	-
NEW CALEDONIA	83	20	-75.90	3,614	432	-88.05
SAINT VINCENT AND THE GRENADIN	4	0	-100.00	15	0	-100.00
EAST TIMOR	0	183	-	0	4,483,500	-
UNITED STATES	22,896	18,970	-17.15	22,335,091	12,593,879	-43.61
CANADA	1,255	1,502	19.68	269,694	298,069	10.52
MEXICO	32	68	112.50	1,161	316	-72.78
CHILE	0	68	-	0	4,596	-

TABEL 5. PERKEMBANGAN EKSPOR INDONESIA MENURUT KOMODITI DAN NEGARA TUJUAN

JENIS BARANG	BERAT BERSIH (KG)		PERUB	NILAI FOB (US \$)		PERUB
	JAN-JUN 2008	JAN-JUN 2009	%	JAN-JUN 2008	JAN-JUN 2009	%
(1)	(2)	(3)	(4)	(5)	(6)	(7)
BRAZIL	46	119	158.70	5,354	2,329	-56.50
PUERTO RICO	109	41	-62.39	48,262	4,952	-89.74
COSTA RICA	23	65	182.61	300	75	-75.00
BERMUDA	0	475	-	0	1,445	-
CAYMAN ISLANDS	27	12	-55.56	1,732	695	-59.87
MARTINIQUE	0	1,453	-	0	2,155	-
NETHERLANDS ANTILLES	54	0	-100.00	5,951	0	-100.00
GUADELOUPE	0	229	-	0	232	-
UNITED KINGDOM	2,595	3,677	41.70	452,497	643,778	42.27
NETHERLANDS	10,286	12,057	17.22	677,979	935,411	37.97
FRANCE	803	901	12.20	258,302	24,687	-90.44
GERMANY, FED. REP. OF	5,881	6,187	5.20	2,758,117	894,574	-67.57
AUSTRIA	4	6	50.00	5,908	3,757	-36.41
BELGIUM	131	163	24.43	16,585	7,128	-57.02
SWITZERLAND	250	197	-21.20	361,380	169,571	-53.08
DENMARK	145	172	18.62	380,465	456,422	19.96
NORWAY	409	188	-54.03	99,773	89,778	-10.02
SWEDEN	0	6	-	0	18,187	-
FINLAND	0	13	-	0	8,920	-
IRELAND	0	49	-	0	1,061	-
ITALY	6,611	4,047	-38.78	6,568,643	2,403,641	-63.41
SPAIN	1,459	267	-81.70	179,936	35,108	-80.49
PORTUGAL	2	30	1,400.00	2,069	33,704	1,529.00
ICELAND	24	6	-75.00	39,170	10,445	-73.33
GREECE	402	34	-91.54	18,237	3,019	-83.45
POLAND	10	0	-100.00	9	0	-100.00
CZECH REPUBLIC	55	11	-80.00	4,908	13,379	172.60
RUSSIA FEDERATION	0	614	-	0	666	-
-PETI KEMAS	13,640,589	511,016	-96.25	16,176,058	2,266,127	-85.99
JAPAN	121,134	116,736	-3.63	243,854	195,326	-19.90
TAIWAN	3,101,400	11,354	-99.63	4,524,000	2,215	-99.95
CHINA	16,060	0	-100.00	9,500	0	-100.00
THAILAND	48,059	37,972	-20.99	39,061	8,450	-78.37
SINGAPORE	832,352	152,798	-81.64	337,062	795,171	135.91
MALAYSIA	54,392	9,445	-82.64	49,301	6,637	-86.54
VIET NAM	22,400	42,898	91.51	10,136	29,900	194.99
INDIA	67,858	6,637	-90.22	430,000	156,075	-63.70
NIGERIA	3,500	0	-100.00	2,000	0	-100.00
MAURITANIA	48,000	83,000	72.92	377,903	974,126	157.77
AUSTRALIA	18,714	0	-100.00	185,828	0	-100.00
NEW ZEALAND	3,490	0	-100.00	50,000	0	-100.00
UNITED STATES	6,478,500	50,000	-99.23	6,804,000	96,345	-98.58
BERMUDA	2,200,000	0	-100.00	2,250,000	0	-100.00
UNITED KINGDOM	157	176	12.10	937	1,882	100.85
NETHERLANDS	125	0	-100.00	11,976	0	-100.00
GERMANY, FED. REP. OF	600,950	0	-100.00	833,500	0	-100.00
PORTUGAL	23,498	0	-100.00	17,000	0	-100.00
-KOMPUTER DAN BAGIANNYA	16,551,737	19,503,873	17.84	370,430,763	468,396,043	26.45
JAPAN	1,261,387	727,757	-42.31	81,793,549	24,316,160	-70.27
HONG KONG	436,482	1,774,488	306.54	4,639,499	17,319,325	273.30
KOREA, REPUBLIC OF	192,603	125,193	-35.00	2,441,572	1,437,659	-41.12
TAIWAN	190,021	179,438	-5.57	2,327,120	3,561,777	53.06
CHINA	3,817,536	2,116,543	-44.56	81,590,751	79,408,263	-2.67
PAPUA NEW GUINEA	0	411	-	0	1,064	-
THAILAND	547,544	496,021	-9.41	14,837,262	12,412,100	-16.35
SINGAPORE	3,352,309	3,966,696	18.33	89,082,686	103,482,325	16.16
PHILIPPINES	270,489	547,171	102.29	4,533,972	15,218,100	235.65
MALAYSIA	710,910	629,749	-11.42	7,484,802	13,048,422	74.33
MYANMAR (FORM. BURMA)	384	0	-100.00	8,590	0	-100.00
CAMBODIA	33	0	-100.00	19	0	-100.00
BRUNEI DARUSSALAM	137	110	-19.71	7,652	4,086	-46.60
NEPAL	2,804	3,887	38.62	74,963	89,723	19.69
VIET NAM	56,379	288,386	411.51	574,621	4,299,205	648.18
MALDIVES	1,951	0	-100.00	2,785	0	-100.00
INDIA	500,462	1,159,410	131.67	6,265,767	14,848,397	136.98
PAKISTAN	0	23,607	-	0	453,637	-
BANGLADESH	0	16,636	-	0	335,713	-
SRI LANKA	5,409	2,810	-48.05	14,050	65,780	368.19
IRAN (ISLAMIC REPUBLIC OF)	830	237,496	28,513.98	83,188	12,043,212	14,377.10
SAUDI ARABIA	75	21,139	28,085.33	7	623,159	8,902,171.43
ISRAEL	281	5,159	1,735.94	18,802	163,395	769.03
KUWAIT	3	0	-100.00	60	0	-100.00
LEBANON	0	27,200	-	0	703,317	-

TABEL 5. PERKEMBANGAN EKSPOR INDONESIA MENURUT KOMODITI DAN NEGARA TUJUAN

JENIS BARANG	BERAT BERSIH (KG)		PERUB	NILAI FOB (US \$)		PERUB
	JAN-JUN 2008	JAN-JUN 2009	%	JAN-JUN 2008	JAN-JUN 2009	%
(1)	(2)	(3)	(4)	(5)	(6)	(7)
YEMEN	100	11,868	11,768.00	21,893	122,844	461.11
SYRIA ARAB REPUBLIC	0	12,870	-	0	340,534	-
TURKEY	1	182,498	18,249,700.00	6	4,452,586	74,209,666.67
UNITED ARAB EMIRATES	536,655	1,495,442	178.66	5,272,349	31,376,156	495.11
EGYPT	0	61,676	-	0	762,842	-
LIBYAN ARAB JAMAHIRIYA	0	88,284	-	0	861,873	-
MOROCCO	0	15,907	-	0	66,433	-
TUNISIA	0	16,928	-	0	434,623	-
ALGERIA	605	52,856	8,636.53	21,887	1,168,202	5,237.42
SUDAN	8,670	174,462	1,912.25	23,500	861,061	3,564.09
GHANA	0	3,069	-	0	103,224	-
GUINEA	0	2,033	-	0	3,240	-
ANGOLA	0	10,344	-	0	8,959	-
NIGERIA	2,617	5,987	128.77	16,277	96,874	495.16
SIERRA LEONE	0	210	-	0	5,511	-
BENIN	75	0	-100.00	30	0	-100.00
SEYCHELLES	6	0	-100.00	171	0	-100.00
SOUTH AFRICA	44,800	172,763	285.63	56,975	4,401,053	7,624.53
AUSTRALIA	81,994	440,227	436.90	2,396,879	11,844,500	394.16
NEW ZEALAND	283	57,863	20,346.29	13,198	1,500,190	11,266.80
FIJI	35	0	-100.00	7,728	0	-100.00
EAST TIMOR	24,199	282,363	1,066.84	108,806	246,715	126.75
UNITED STATES	1,364,979	1,478,913	8.35	25,607,211	43,802,197	71.05
CANADA	861	27,585	3,103.83	77,841	836,159	974.19
MEXICO	118,975	141,507	18.94	1,535,163	3,122,367	103.39
PANAMA	227	0	-100.00	9,431	0	-100.00
CUBA	740	0	-100.00	66,995	0	-100.00
CHILE	33,523	10,622	-68.31	387,446	247,224	-36.19
VENEZUELA	0	14,925	-	0	382,287	-
ARGENTINA	0	37,015	-	0	903,697	-
BRAZIL	399,271	192,786	-51.72	2,449,429	2,246,647	-8.28
COLOMBIA	61,948	33,061	-46.63	764,194	429,020	-43.86
PERU	42,832	63,691	48.70	517,805	838,886	62.01
PUERTO RICO	4	0	-100.00	200	0	-100.00
BELIZE	85	0	-100.00	1,260	0	-100.00
DOMINICAN REPUBLIC	0	208	-	0	28,540	-
UNITED KINGDOM	15,639	51,280	227.90	387,253	1,578,995	307.74
NETHERLANDS	2,017,263	1,363,467	-32.41	26,308,693	31,420,717	19.43
FRANCE	599	601	0.33	13,667	19,916	45.72
GERMANY, FED. REP. OF	2,831	182,185	6,335.36	269,731	7,125,914	2,541.86
AUSTRIA	0	14,184	-	0	523,890	-
BELGIUM	6,952	3,736	-46.26	86,766	127,478	46.92
SWITZERLAND	835	5	-99.40	92,240	134	-99.85
DENMARK	0	16	-	0	324	-
NORWAY	0	22	-	0	432	-
SWEDEN	38,049	37	-99.90	57,098	708	-98.76
FINLAND	368,021	34,694	-90.57	5,286,233	518,677	-90.19
IRELAND	24,888	41,089	65.10	2,506,244	2,193,220	-12.49
ITALY	457	10,550	2,208.53	14,002	384,279	2,644.46
SPAIN	219	2,266	934.70	38,247	38,336	0.23
HUNGARY	3,161	4,750	50.27	92,646	107,297	15.81
POLAND	300	27,008	8,902.67	41,282	1,971,754	4,676.30
AZERBAIJAN	0	5,858	-	0	136,948	-
KAZAKHSTAN	0	139	-	0	11,833	-
UKRAINE	0	8	-	0	129	-
UZBEKISTAN	0	2,172	-	0	48,528	-
SLOVAKIA	290	115,348	39,675.17	7,298	3,512,774	48,033.38
CZECH REPUBLIC	53	207,158	390,764.15	951	3,343,731	351,501.58
RUSSIA FEDERATION	666	30	-95.50	90,021	766	-99.15
-KENDARAAN BERMOTOR RODA 2 I	4,087,248	3,235,188	-20.85	34,404,860	25,437,141	-26.07
JAPAN	59,689	42,091	-29.48	564,649	520,456	-7.83
HONG KONG	0	500	-	0	6,825	-
KOREA, REPUBLIC OF	389	150	-61.44	5,500	1,635	-70.27
TAIWAN	1,000	0	-100.00	120	0	-100.00
CHINA	0	324	-	0	404	-
PAPUA NEW GUINEA	444	0	-100.00	425	0	-100.00
THAILAND	7,359	7,956	8.11	84,589	105,373	24.57
SINGAPORE	10,164	2,961	-70.87	127,736	227,347	77.98
PHILIPPINES	3,244,871	2,235,787	-31.10	26,572,535	16,879,461	-36.48
MALAYSIA	51,883	19,008	-63.36	1,333,183	172,051	-87.09
BRUNEI DARUSSALAM	0	3,601	-	0	30,000	-
VIET NAM	840	148	-82.38	6,566	1,887	-71.26
MALDIVES	2,877	20,448	610.74	25,260	130,468	416.50
INDIA	14,705	757	-94.85	117,066	13,441	-88.52

TABEL 5. PERKEMBANGAN EKSPOR INDONESIA MENURUT KOMODITI DAN NEGARA TUJUAN

JENIS BARANG	BERAT BERSIH (KG)		PERUB	NILAI FOB (US \$)		PERUB
	JAN-JUN 2008	JAN-JUN 2009	%	JAN-JUN 2008	JAN-JUN 2009	%
(1)	(2)	(3)	(4)	(5)	(6)	(7)
PAKISTAN	5,640	831	-85.27	41,797	8,106	-80.61
SRI LANKA	0	1	-	0	36	-
CYPRUS	0	135	-	0	818	-
TANZANIA, UNITED REPUBLIC OF	1,429	1,288	-9.87	674	941	39.61
REUNION	199	0	-100.00	1,669	0	-100.00
TOGO	0	22,653	-	0	120,413	-
BURKINA FASO	17,280	23,160	34.03	122,400	164,533	34.42
GAMBIA	0	4,183	-	0	3,345	-
DJIBOUTI	0	2,640	-	0	20,784	-
MAURITIUS	0	339	-	0	2,448	-
AUSTRALIA	10,998	10,550	-4.07	38,908	48,969	25.86
NEW ZEALAND	9,341	15,680	67.86	78,105	168,672	115.96
COOK ISLANDS	640	240	-62.50	1,000	1,898	89.80
EAST TIMOR	100,136	245,465	145.13	1,243,049	2,402,542	93.28
UNITED STATES	3,539	22,783	543.77	25,994	202,007	677.13
CANADA	4,372	194	-95.56	9,212	1,335	-85.51
MEXICO	9,760	0	-100.00	101,422	0	-100.00
HONDURAS	130	36,720	28,146.15	1,463	386,856	26,342.65
ARGENTINA	0	240	-	0	1,992	-
BRAZIL	330	0	-100.00	2,814	0	-100.00
COLOMBIA	208,982	223,858	7.12	1,185,292	1,261,135	6.40
BOLIVIA	23,562	47,964	103.57	264,600	414,960	56.83
BERMUDA	6,240	13,880	122.44	61,272	77,048	25.75
NETHERLANDS ANTILLES	0	312	-	0	1,320	-
UNITED KINGDOM	7,012	828	-88.19	38,130	3,337	-91.25
NETHERLANDS	9,550	9,869	3.34	29,282	27,596	-5.76
FRANCE	5,039	11,792	134.01	17,604	18,011	2.31
GERMANY, FED. REP. OF	12,164	22,468	84.71	10,340	42,663	312.60
AUSTRIA	280	0	-100.00	839	0	-100.00
BELGIUM	21,428	12,084	-43.61	50,535	21,546	-57.36
SWITZERLAND	120	325	170.83	1,210	460	-61.98
DENMARK	0	828	-	0	2,455	-
NORWAY	400	1,671	317.75	2,000	1,695	-15.25
SWEDEN	3,438	0	-100.00	16,133	0	-100.00
FINLAND	573	10,258	1,690.23	6,127	35,278	475.78
IRELAND	0	400	-	0	1,805	-
ITALY	198,579	137,093	-30.96	2,187,207	1,642,321	-24.91
SPAIN	4,494	1,317	-70.69	8,633	2,516	-70.86
PORTUGAL	0	15,975	-	0	247,150	-
GREECE	4,335	0	-100.00	6,903	0	-100.00
SLOVENIA	0	3,273	-	0	10,002	-
CZECH REPUBLIC	23,037	0	-100.00	12,617	0	-100.00
RUSSIA FEDERATION	0	150	-	0	800	-
-KENDARAAN BERMOTOR RODA 4 I	102,016,316	49,144,896	-51.83	711,682,741	350,117,621	-50.80
JAPAN	9,030,410	6,367,210	-29.49	65,876,601	54,852,271	-16.73
HONG KONG	5,540	0	-100.00	78,316	0	-100.00
TAIWAN	1,548,847	505,239	-67.38	8,855,683	3,498,415	-60.50
CHINA	0	2,995	-	0	15,572	-
PAPUA NEW GUINEA	9,050	40,140	343.54	56,452	316,754	461.10
THAILAND	7,904,023	1,864,652	-76.41	47,180,774	13,612,375	-71.15
SINGAPORE	1,665,753	1,383,920	-16.92	4,398,230	2,537,373	-42.31
PHILIPPINES	6,874,849	8,294,968	20.66	42,162,252	61,170,903	45.08
MALAYSIA	13,993,049	6,875,944	-50.86	112,051,431	46,866,836	-58.17
MYANMAR (FORM. BURMA)	992,825	171,300	-82.75	3,395,668	1,539,600	-54.66
CAMBODIA	14,730	0	-100.00	92,958	0	-100.00
BRUNEI DARUSSALAM	981,504	665,246	-32.22	6,372,438	4,511,252	-29.21
NEPAL	20,325	0	-100.00	111,189	0	-100.00
VIET NAM	3,961,343	39,154	-99.01	22,669,203	451,895	-98.01
INDIA	5	16,649	332,880.00	68	156,948	230,705.88
PAKISTAN	350,806	277,800	-20.81	1,996,218	2,723,584	36.44
BANGLADESH	109,410	104,970	-4.06	655,616	679,310	3.61
SRI LANKA	196,540	20,605	-89.52	993,116	105,053	-89.42
SAUDI ARABIA	21,667,753	6,905,282	-68.13	147,938,989	52,304,938	-64.64
KUWAIT	704,471	317,032	-55.00	5,745,907	3,162,929	-44.95
JORDAN	106,900	35,691	-66.61	744,037	219,485	-70.50
LEBANON	921,475	847,262	-8.05	6,120,145	5,590,330	-8.66
YEMEN	292,255	414,100	41.69	1,704,156	2,383,292	39.85
OMAN	3,340,046	1,256,158	-62.39	30,385,058	11,759,370	-61.30
SYRIA ARAB REPUBLIC	285,029	321,117	12.66	1,957,665	2,079,008	6.20
UNITED ARAB EMIRATES	6,169,949	2,292,496	-62.84	68,339,798	23,751,025	-65.25
QATAR	402,195	355,195	-11.69	3,501,677	3,420,676	-2.31
BAHRAIN	502,919	179,304	-64.35	4,449,890	1,761,539	-60.41
EGYPT	1,771,437	1,521,099	-14.13	10,560,600	11,259,893	6.62
LIBYAN ARAB JAMAHIRIYA	43,296	0	-100.00	297,189	0	-100.00

TABEL 5. PERKEMBANGAN EKSPOR INDONESIA MENURUT KOMODITI DAN NEGARA TUJUAN

JENIS BARANG	BERAT BERSIH (KG)		PERUB	NILAI FOB (US \$)		PERUB
	JAN-JUN 2008	JAN-JUN 2009	%	JAN-JUN 2008	JAN-JUN 2009	%
(1)	(2)	(3)	(4)	(5)	(6)	(7)
MOROCCO	192,229	94,775	-50.70	1,061,760	596,465	-43.82
ALGERIA	34,015	124,739	266.72	301,401	1,224,517	306.28
SUDAN	275,047	12,300	-95.53	3,258,124	127,180	-96.10
TANZANIA, UNITED REPUBLIC OF	1,113,498	0	-100.00	2,818,622	0	-100.00
MADAGASCAR	49,151	27,114	-44.84	267,287	149,778	-43.96
KENYA	48,789	31,269	-35.91	260,008	175,768	-32.40
MOZAMBIQUE	53,925	25,346	-53.00	260,062	129,435	-50.23
GHANA	42,034	12,574	-70.09	182,620	90,140	-50.64
ANGOLA	276,892	417,029	50.61	1,596,273	2,505,313	56.95
CONGO	0	24,847	-	0	40,281	-
NIGERIA	693,613	178,393	-74.28	3,772,062	780,080	-79.32
GABON	43,885	26,250	-40.18	374,593	265,732	-29.06
SEYCHELLES	2,680	11,171	316.83	20,108	84,836	321.90
SOUTH AFRICA	6,245,131	3,270,911	-47.62	30,287,048	14,462,342	-52.25
MAURITIUS	38,949	10,170	-73.89	214,420	57,468	-73.20
AUSTRALIA	1,400,307	180,772	-87.09	18,276,359	963,581	-94.73
NEW ZEALAND	111,625	37,600	-66.32	712,025	260,640	-63.39
SAINT VINCENT AND THE GRENADIN	15,289	12,909	-15.57	86,534	78,729	-9.02
VANUATU	19,171	10,269	-46.43	77,985	67,808	-13.05
FIJI	10,842	31,906	194.28	71,761	166,844	132.50
MARSHALL ISLANDS	3,455	1,340	-61.22	20,167	9,013	-55.31
SOLOMON ISLANDS	20,888	9,541	-54.32	77,084	350,375	354.54
EAST TIMOR	169,692	1,247,396	635.09	1,464,680	3,866,350	163.97
UNITED STATES	120,591	89,126	-26.09	872,485	607,689	-30.35
CANADA	2,000	0	-100.00	7,000	0	-100.00
MEXICO	2,517,062	452,561	-82.02	14,118,252	2,321,589	-83.56
GUATEMALA	30,849	108,524	251.79	198,425	620,217	212.57
HONDURAS	31,911	67,081	110.21	171,681	395,046	130.10
NICARAGUA	60,866	45,624	-25.04	402,564	278,381	-30.85
PANAMA	142,409	221,481	55.52	792,241	1,406,806	77.57
SURINAME	9,670	0	-100.00	33,800	0	-100.00
CHILE	1,609,084	440,573	-72.62	9,149,916	2,481,924	-72.87
VENEZUELA	1,452,927	0	-100.00	12,116,878	0	-100.00
ARGENTINA	0	38,142	-	0	358,197	-
PARAGUAY	16,380	6,300	-61.54	146,515	62,480	-57.36
PERU	58,730	0	-100.00	514,563	0	-100.00
GUYANA	5,195	0	-100.00	32,706	0	-100.00
TRINIDAD AND TOBAGO	108,602	83,080	-23.50	701,588	592,940	-15.49
BAHAMAS	7,379	4,700	-36.31	41,544	28,784	-30.71
JAMAICA	49,378	54,893	11.17	292,929	409,703	39.86
PUERTO RICO	74,565	48,596	-34.83	445,711	308,449	-30.80
DOMINICAN REPUBLIC	222,632	0	-100.00	2,038,946	0	-100.00
EL SALVADOR	0	19,500	-	0	119,967	-
COSTA RICA	149,457	0	-100.00	786,055	0	-100.00
HAITI	19,979	0	-100.00	156,044	0	-100.00
BARBADOS	91,573	68,561	-25.13	556,770	463,178	-16.81
ANTIGUA AND BARBUDA	0	8,040	-	0	58,620	-
ARUBA	19,975	13,980	-30.01	108,732	84,018	-22.73
BERMUDA	17,649	41,603	135.72	107,602	285,688	165.50
DOMINICA	40,264	51,700	28.40	245,069	296,429	20.96
FRENCH POLYNESIA	81,549	72,702	-10.85	348,257	331,746	-4.74
GRENADA	9,214	7,874	-14.54	59,016	56,046	-5.03
NETHERLANDS ANTILLES	9,279	5,360	-42.24	25,785	32,700	26.82
SAINT LUCIA	53,381	28,699	-46.24	329,461	203,710	-38.17
SAINT KITTS AND NEVIS	18,777	5,360	-71.45	112,558	39,080	-65.28
UNITED KINGDOM	19,474	10,297	-47.12	88,900	20,930	-76.46
NETHERLANDS	0	8,252	-	0	8,700	-
FRANCE	3,571	0	-100.00	49,802	0	-100.00
GERMANY, FED. REP. OF	96,659	17,845	-81.54	1,743,451	34,420	-98.03
AUSTRIA	0	696	-	0	6,565	-
BELGIUM	115,261	228,044	97.85	631,124	935,118	48.17
GIBRALTAR	0	11,150	-	0	75,000	-
DENMARK	0	590	-	0	3,200	-
SWEDEN	20,633	0	-100.00	96,742	0	-100.00
ITALY	1,550	0	-100.00	7,322	0	-100.00
DEMOCRATIC REPUBLIC OF THE CC	0	9,813	-	0	7,000	-
-SUKU CADANG MESIN	64,046,732	25,703,331	-59.87	532,023,028	396,244,962	-25.52
JAPAN	19,283,298	6,505,395	-66.26	42,268,278	27,589,623	-34.73
HONG KONG	33,164	63,173	90.49	1,347,926	1,549,519	14.96
KOREA, REPUBLIC OF	4,445,560	904,716	-79.65	5,488,751	1,839,011	-66.49
TAIWAN	139,655	13,166	-90.57	450,509	559,259	24.14
CHINA	1,128,005	687,662	-39.04	5,344,267	11,174,278	109.09
MONGOLIA	13,786	0	-100.00	50,447	0	-100.00
PAPUA NEW GUINEA	144,487	5,319	-96.32	722,284	218,334	-69.77

TABEL 5. PERKEMBANGAN EKSPOR INDONESIA MENURUT KOMODITI DAN NEGARA TUJUAN

JENIS BARANG	BERAT BERSIH (KG)		PERUB	NILAI FOB (US \$)		PERUB
	JAN-JUN 2008	JAN-JUN 2009	%	JAN-JUN 2008	JAN-JUN 2009	%
(1)	(2)	(3)	(4)	(5)	(6)	(7)
THAILAND	12,850,619	2,274,795	-82.30	22,435,994	7,315,813	-67.39
SINGAPORE	11,152,103	8,309,046	-25.49	358,528,886	277,866,841	-22.50
PHILIPPINES	282,193	375,209	32.96	7,412,446	7,001,024	-5.55
MALAYSIA	3,190,070	435,287	-86.35	21,838,060	5,642,102	-74.16
MYANMAR (FORM. BURMA)	0	940	-	0	13,884	-
CAMBODIA	3,125	35	-98.88	6,722	1,869	-72.20
BRUNEI DARUSSALAM	451	19,334	4,186.92	81,334	458,474	463.69
LAO PEOPLE'S DEMOCRATIC REPUB	34,821	3,492	-89.97	119,048	30,453	-74.42
NEPAL	0	39	-	0	2,245	-
VIET NAM	137,644	1,158,648	741.77	1,887,801	3,317,796	75.75
INDIA	1,212,954	1,345,621	10.94	3,047,946	5,761,037	89.01
PAKISTAN	0	3,881	-	0	52,928	-
BANGLADESH	4,200	0	-100.00	537,600	0	-100.00
SRI LANKA	10	20	100.00	3,835	11,030	187.61
IRAQ	0	3,044	-	0	59,032	-
IRAN (ISLAMIC REPUBLIC OF)	52,019	8,885	-82.92	380,570	48,527	-87.25
SAUDI ARABIA	234,461	118,809	-49.33	749,745	401,621	-46.43
ISRAEL	1	1,650	164,900.00	100	48,861	48,761.00
KUWAIT	0	116	-	0	36,649	-
LEBANON	0	4,353	-	0	37,401	-
YEMEN	0	240	-	0	49,000	-
OMAN	77,525	942	-98.78	298,562	57,958	-80.59
SYRIA ARAB REPUBLIC	6,058	0	-100.00	43,087	0	-100.00
TURKEY	5,151	36,290	604.52	46,665	247,324	430.00
UNITED ARAB EMIRATES	671,768	784,640	16.80	3,693,210	2,925,277	-20.79
QATAR	189	3,468	1,734.92	41,718	15,471	-62.92
EGYPT	4,119	1,457	-64.63	225,661	61,348	-72.81
LIBYAN ARAB JAMAHIRIYA	12,929	150	-98.84	78,696	16,461	-79.08
ALGERIA	256	145	-43.36	7,462	1,563	-79.05
SUDAN	61,810	0	-100.00	296,074	0	-100.00
TANZANIA, UNITED REPUBLIC OF	0	80	-	0	22,053	-
KENYA	0	10,367	-	0	323,140	-
ANGOLA	490	760	55.10	10,223	74,917	632.83
CONGO	0	5,969	-	0	282,617	-
NIGERIA	11,041	30,075	172.39	175,485	202,554	15.43
UGANDA	0	194	-	0	12,619	-
SOUTH AFRICA	192,406	196,235	1.99	749,815	1,761,091	134.87
ZAMBIA	18,000	0	-100.00	702,247	0	-100.00
AUSTRALIA	428,335	441,086	2.98	4,805,240	5,859,298	21.94
NEW ZEALAND	20,237	2,252	-88.87	140,639	152,453	8.40
MARSHALL ISLANDS	35	0	-100.00	2,000	0	-100.00
EAST TIMOR	2,556	8,311	225.16	18,514	16,725	-9.66
UNITED STATES	1,988,557	662,190	-66.70	17,082,004	11,258,445	-34.09
CANADA	359,794	172,016	-52.19	1,017,806	592,227	-41.81
MEXICO	38,714	9,659	-75.05	940,187	663,291	-29.45
PANAMA	0	1,113	-	0	25,278	-
CHILE	244,986	1,314	-99.46	863,211	7,020	-99.19
VENEZUELA	372	0	-100.00	28,761	0	-100.00
ARGENTINA	6,906	5,464	-20.88	92,468	117,066	26.60
BRAZIL	1,936,830	294,184	-84.81	7,020,032	1,227,146	-82.52
COLOMBIA	55	18	-67.27	9,969	3,280	-67.10
ECUADOR	107	0	-100.00	5,233	0	-100.00
PERU	347	20	-94.24	27,410	2,168	-92.09
TRINIDAD AND TOBAGO	0	6,854	-	0	18,993	-
PUERTO RICO	3	0	-100.00	150	0	-100.00
DOMINICAN REPUBLIC	0	10	-	0	1,058	-
UNITED KINGDOM	2,295,576	392,302	-82.91	10,646,123	15,359,302	44.27
NETHERLANDS	240,834	80,604	-66.53	4,051,183	863,624	-78.68
FRANCE	72,750	20,722	-71.52	1,054,890	305,717	-71.02
GERMANY, FED. REP. OF	409,673	67,772	-83.46	2,330,427	902,730	-61.26
AUSTRIA	0	131	-	0	7,292	-
BELGIUM	552,108	146,027	-73.55	2,174,995	654,627	-69.90
SWITZERLAND	277	13	-95.31	18,549	4,123	-77.77
DENMARK	0	152	-	0	4,664	-
NORWAY	1,942	973	-49.90	153,999	86,515	-43.82
SWEDEN	714	334	-53.22	35,637	33,158	-6.96
FINLAND	11	30,035	272,945.45	6,899	124,704	1,707.57
IRELAND	13,933	7,095	-49.08	172,775	121,010	-29.96
ITALY	23,156	4,663	-79.86	194,645	371,672	90.95
SPAIN	0	1,911	-	0	30,728	-
PORTUGAL	3	0	-100.00	217	0	-100.00
GREECE	37	3	-91.89	14,012	35	-99.75
HUNGARY	0	2,268	-	0	24,769	-
AZERBAIJAN	17	1,517	8,823.53	1,834	76,822	4,088.77
KAZAKHSTAN	64	6,939	10,742.19	2,009	37,262	1,754.75

TABEL 5. PERKEMBANGAN EKSPOR INDONESIA MENURUT KOMODITI DAN NEGARA TUJUAN

JENIS BARANG	BERAT BERSIH (KG)		PERUB	NILAI FOB (US \$)		PERUB
	JAN-JUN 2008	JAN-JUN 2009	%	JAN-JUN 2008	JAN-JUN 2009	%
(1)	(2)	(3)	(4)	(5)	(6)	(7)
UKRAINE	0	779	-	0	18,361	-
SLOVAKIA	0	17,917	-	0	120,002	-
CZECH REPUBLIC	275	1,621	489.45	2,542	25,622	907.95
RUSSIA FEDERATION	3,160	1,415	-55.22	37,214	36,771	-1.19
-SUKU CADANG KENDARAAN	98,591,618	59,275,783	-39.88	674,256,938	401,525,142	-40.45
JAPAN	23,857,387	14,361,761	-39.80	138,626,812	66,841,891	-51.78
HONG KONG	59,445	52,144	-12.28	658,017	576,657	-12.36
KOREA, REPUBLIC OF	150,756	61,866	-58.96	1,150,568	407,384	-64.59
TAIWAN	1,985,206	1,214,121	-38.84	18,493,945	12,192,504	-34.07
CHINA	2,107,431	469,579	-77.72	19,329,550	2,516,969	-86.98
PAPUA NEW GUINEA	17,980	1,696	-90.57	112,323	40,603	-63.85
THAILAND	12,747,941	9,457,313	-25.81	111,776,111	90,126,843	-19.37
SINGAPORE	13,278,271	5,854,847	-55.91	82,999,136	36,846,128	-55.61
PHILIPPINES	6,253,026	3,816,630	-38.96	34,647,336	25,064,964	-27.66
MALAYSIA	10,601,638	7,281,827	-31.31	61,851,443	51,147,383	-17.31
MYANMAR (FORM. BURMA)	1,486	0	-100.00	10,747	0	-100.00
CAMBODIA	3,210	8,315	159.03	21,801	48,414	122.07
BRUNEI DARUSSALAM	5,855	323	-94.48	44,204	4,982	-88.73
LAO PEOPLE'S DEMOCRATIC REPUB	579	0	-100.00	3,662	0	-100.00
NEPAL	184	0	-100.00	1,014	0	-100.00
VIET NAM	4,567,559	2,268,785	-50.33	30,744,123	14,659,378	-52.32
MALDIVES	639	34	-94.68	820	144	-82.44
INDIA	1,245,837	466,757	-62.53	10,105,958	4,090,770	-59.52
PAKISTAN	1,255,155	620,400	-50.57	5,733,944	2,800,057	-51.17
BANGLADESH	177,598	232,015	30.64	351,793	511,827	45.49
SRI LANKA	92,410	56,952	-38.37	268,271	177,509	-33.83
AFGHANISTAN	0	297	-	0	1,454	-
IRAN (ISLAMIC REPUBLIC OF)	797,101	53,311	-93.31	2,335,215	128,376	-94.50
SAUDI ARABIA	101,384	365,143	260.16	754,571	975,855	29.33
ISRAEL	9,591	65,925	587.36	112,574	290,787	158.31
KUWAIT	38,400	54,821	42.76	117,938	191,803	62.63
JORDAN	41,788	26,443	-36.72	137,661	85,478	-37.91
LEBANON	9,410	12,710	35.07	42,067	70,528	67.66
YEMEN	19,242	23,408	21.65	114,340	81,438	-28.78
OMAN	102,222	104,968	2.69	173,619	195,050	12.34
SYRIA ARAB REPUBLIC	0	10,974	-	0	48,048	-
TURKEY	1,088,964	159,121	-85.39	11,688,587	1,629,159	-86.06
UNITED ARAB EMIRATES	783,049	416,594	-46.80	1,559,090	945,362	-39.36
QATAR	2,395	4,653	94.28	20,564	66,724	224.47
BAHRAIN	1,056	7,137	575.85	16,381	26,663	62.77
CYPRUS	12,901	14,418	11.76	133,085	106,621	-19.89
EGYPT	383,775	366,177	-4.59	1,581,443	1,538,652	-2.71
LIBYAN ARAB JAMAHIRIYA	24	99	312.50	695	1,519	118.56
MOROCCO	17,375	23,073	32.79	48,444	64,709	33.57
TUNISIA	56,264	29,942	-46.78	120,953	70,585	-41.64
SUDAN	0	450	-	0	230,058	-
KENYA	3,427	0	-100.00	39,057	0	-100.00
GHANA	4,053	766	-81.10	26,947	16,223	-39.80
ANGOLA	3,285	0	-100.00	44,428	0	-100.00
CONGO	0	37	-	0	288	-
CAMEROON	289	81	-71.97	2,627	877	-66.62
NIGERIA	7	971	13,771.43	98	38,370	39,053.06
MAURITANIA	19,649	0	-100.00	40,300	0	-100.00
U.S. VIRGIN ISLANDS	23	0	-100.00	769	0	-100.00
SOUTH AFRICA	1,551,364	234,648	-84.87	14,292,398	2,082,622	-85.43
MAURITIUS	12	0	-100.00	30	0	-100.00
RWANDA	1,787	0	-100.00	12,500	0	-100.00
VIRGIN ISLANDS (BRITISH)	0	14	-	0	261	-
AUSTRALIA	444,344	352,674	-20.63	4,266,972	3,036,504	-28.84
NEW ZEALAND	6,206	10,962	76.64	78,405	110,199	40.55
SAINT VINCENT AND THE GRENADIN	8	147	1,737.50	211	2,203	944.08
VANUATU	0	95	-	0	1,568	-
FIJI	1,968	2,933	49.03	12,363	16,940	37.02
EAST TIMOR	118,832	401,783	238.11	108,866	740,875	580.54
UNITED STATES	4,118,081	3,112,177	-24.43	33,229,194	24,217,967	-27.12
CANADA	69,348	81,178	17.06	527,750	615,440	16.62
MEXICO	151,839	271,736	78.96	2,261,964	2,212,659	-2.18
GUATEMALA	1,641	1,020	-37.84	13,986	13,279	-5.06
HONDURAS	61,072	39,863	-34.73	206,529	168,859	-18.24
NICARAGUA	1,148	1,189	3.57	9,255	12,868	39.04
PANAMA	288	2,230	674.31	4,346	25,000	475.24
CHILE	36,473	22,801	-37.49	119,363	97,607	-18.23
VENEZUELA	11,520	22,448	94.86	163,125	134,540	-17.52
ARGENTINA	483,198	285,903	-40.83	3,420,669	2,283,519	-33.24

TABEL 5. PERKEMBANGAN EKSPOR INDONESIA MENURUT KOMODITI DAN NEGARA TUJUAN

JENIS BARANG	BERAT BERSIH (KG)		PERUB	NILAI FOB (US \$)		PERUB
	JAN-JUN 2008	JAN-JUN 2009	%	JAN-JUN 2008	JAN-JUN 2009	%
(1)	(2)	(3)	(4)	(5)	(6)	(7)
BRAZIL	1,931,066	2,010,754	4.13	24,338,853	28,740,690	18.09
COLOMBIA	51,473	25,914	-49.66	107,184	69,989	-34.70
BOLIVIA	0	2,517	-	0	36,973	-
ECUADOR	0	34	-	0	523	-
PERU	79,748	15,294	-80.82	128,873	50,106	-61.12
GUYANA	0	95	-	0	1,466	-
TRINIDAD AND TOBAGO	2,821	3,015	6.88	22,841	26,856	17.58
BAHAMAS	287	0	-100.00	4,229	0	-100.00
JAMAICA	364	497	36.54	4,285	7,063	64.83
PUERTO RICO	28,343	16,600	-41.43	188,188	149,535	-20.54
BELIZE	3	0	-100.00	36	0	-100.00
DOMINICAN REPUBLIC	17,160	2,336	-86.39	66,643	21,939	-67.08
EL SALVADOR	1,070	208	-80.56	6,605	1,612	-75.59
COSTA RICA	127	2,107	1,559.06	969	20,455	2,010.94
HAITI	40	0	-100.00	510	0	-100.00
BARBADOS	2,877	3,674	27.70	21,851	46,866	114.48
ANTIGUA AND BARBUDA	43	1,096	2,448.84	934	8,414	800.86
ARUBA	327	294	-10.09	3,179	2,080	-34.57
BERMUDA	461	405	-12.15	3,638	3,723	2.34
CAYMAN ISLANDS	14	42	200.00	201	494	145.77
DOMINICA	574	756	31.71	8,968	8,572	-4.42
FRENCH POLYNESIA	0	131	-	0	741	-
GRENADA	692	344	-50.29	4,893	3,566	-27.12
NETHERLANDS ANTILLES	88	401	355.68	956	4,267	346.34
SAINT LUCIA	0	815	-	0	10,119	-
SAINT KITTS AND NEVIS	0	14	-	0	676	-
UNITED KINGDOM	2,521,991	443,507	-82.41	31,531,500	4,244,279	-86.54
NETHERLANDS	954,146	835,864	-12.40	3,989,776	3,874,414	-2.89
FRANCE	159	16	-89.94	2,338	466	-80.07
GERMANY, FED. REP. OF	776,888	1,395,164	79.58	4,205,311	5,693,179	35.38
AUSTRIA	1,266	1,182	-6.64	7,134	15,060	111.10
BELGIUM	63,481	53,176	-16.23	489,955	416,482	-15.00
SWITZERLAND	12	909	7,475.00	114	4,951	4,242.98
DENMARK	75,748	15,437	-79.62	424,098	78,056	-81.59
NORWAY	100,600	34,249	-65.96	554,281	193,470	-65.10
SWEDEN	398,419	236,406	-40.66	2,065,378	1,243,435	-39.80
FINLAND	345,883	61,473	-82.23	1,788,508	330,020	-81.55
IRELAND	10,931	0	-100.00	57,523	0	-100.00
ITALY	657,169	304,690	-53.64	2,379,095	1,506,198	-36.69
SPAIN	267,377	40,386	-84.90	1,810,548	245,899	-86.42
PORTUGAL	105,486	56,612	-46.33	329,565	171,750	-47.89
GREECE	96,671	153,553	58.84	633,039	770,943	21.78
DEMOCRATIC REPUBLIC OF THE CC	19,873	0	-100.00	36,860	0	-100.00
HUNGARY	824,338	460,332	-44.16	3,305,745	1,798,298	-45.60
POLAND	216,848	210,784	-2.80	649,289	807,072	24.30
ROMANIA	281	0	-100.00	20,126	0	-100.00
BULGARIA	41,573	18,907	-54.52	92,862	44,810	-51.75
UKRAINE	1,622	0	-100.00	16,579	0	-100.00
LITHUANIA	2,432	11,430	369.98	8,121	43,300	433.19
ESTONIA	10,075	0	-100.00	51,313	0	-100.00
SLOVAKIA	8,096	0	-100.00	22,779	0	-100.00
CZECH REPUBLIC	0	28,048	-	0	109,974	-
RUSSIA FEDERATION	8,279	15,630	88.79	100,308	84,417	-15.84
-UBI KAYU OLAHAN	44,338,433	9,148,476	-79.37	7,851,211	1,366,807	-82.59
JAPAN	134	0	-100.00	134	0	-100.00
HONG KONG	1,614	194	-87.98	866	1,327	53.23
KOREA, REPUBLIC OF	3,721,796	8,685,070	133.36	800,186	1,068,264	33.50
TAIWAN	1,348,203	208,278	-84.55	260,277	48,588	-81.33
CHINA	39,046,611	0	-100.00	6,434,575	0	-100.00
PAPUA NEW GUINEA	0	3,325	-	0	525	-
SINGAPORE	18,442	3,457	-81.25	16,961	13,521	-20.28
PHILIPPINES	8,894	1,348	-84.84	6,174	2,702	-56.24
MALAYSIA	84,349	174,119	106.43	45,703	48,924	7.05
BRUNEI DARUSSALAM	6,586	5,930	-9.96	20,668	17,949	-13.16
MALDIVES	0	21	-	0	48	-
SAUDI ARABIA	1,495	1,172	-21.61	2,098	1,331	-36.56
KUWAIT	0	1,305	-	0	4,509	-
AUSTRALIA	64	3,486	5,346.88	125	8,809	6,947.20
UNITED STATES	25,053	30,629	22.26	82,353	86,314	4.81
UNITED KINGDOM	67,816	27,403	-59.59	168,633	57,779	-65.74
NETHERLANDS	5,060	2,739	-45.87	9,268	6,217	-32.92
BELGIUM	2,316	0	-100.00	3,190	0	-100.00
-INDUSTRI LAINNYA	2,126,973,250	1,003,342,529	-52.83	2,805,047,556	2,467,692,978	-12.03

TABEL 5. PERKEMBANGAN EKSPOR INDONESIA MENURUT KOMODITI DAN NEGARA TUJUAN

JENIS BARANG	BERAT BERSIH (KG)		PERUB	NILAI FOB (US \$)		PERUB
	JAN-JUN 2008	JAN-JUN 2009	%	JAN-JUN 2008	JAN-JUN 2009	%
(1)	(2)	(3)	(4)	(5)	(6)	(7)
JAPAN	71,303,514	59,580,265	-16.44	268,259,144	280,273,744	4.48
HONG KONG	8,726,771	6,985,428	-19.95	21,737,964	37,015,536	70.28
KOREA, DEMOCRATIC PEOPLE'S RE	175	249	42.29	2,277	3,716	63.20
KOREA, REPUBLIC OF	78,227,297	131,270,647	67.81	87,135,636	126,323,457	44.97
TAIWAN	51,743,765	23,443,709	-54.69	39,757,101	28,945,714	-27.19
CHINA	983,343,399	35,942,639	-96.34	120,643,354	56,918,307	-52.82
MONGOLIA	163,480	16,208	-90.09	344,702	117,332	-65.96
MACAU	3,371,795	650,911	-80.70	514,960	121,946	-76.32
PAPUA NEW GUINEA	2,479,193	9,296,179	274.97	4,140,296	8,396,950	102.81
THAILAND	52,820,614	39,338,758	-25.52	157,044,672	110,544,616	-29.61
SINGAPORE	88,685,997	107,826,648	21.58	424,486,091	502,977,793	18.49
PHILIPPINES	24,172,786	46,454,009	92.17	53,622,967	51,637,622	-3.70
MALAYSIA	95,702,767	73,726,926	-22.96	147,572,084	121,368,898	-17.76
MYANMAR (FORM. BURMA)	4,241,407	3,615,538	-14.76	3,808,679	2,973,531	-21.93
CAMBODIA	826,554	787,672	-4.70	2,293,124	1,919,971	-16.27
BRUNEI DARUSSALAM	2,186,888	1,420,647	-35.04	2,846,626	1,913,207	-32.79
LAO PEOPLE'S DEMOCRATIC REPUB	158,844	54,552	-65.66	594,845	1,335,772	124.56
NEPAL	82,797	241,471	191.64	175,189	624,116	256.25
BHUTAN	0	923	-	0	3,674	-
VIET NAM	28,524,152	27,077,194	-5.07	75,777,293	52,629,044	-30.55
MALDIVES	2,635,963	1,462,956	-44.50	2,028,115	1,348,781	-33.50
INDIA	34,098,360	31,065,467	-8.89	55,468,184	49,720,527	-10.36
PAKISTAN	9,858,029	15,828,573	60.57	8,152,991	13,380,528	64.12
BANGLADESH	10,635,602	8,821,029	-17.06	11,313,681	9,871,458	-12.75
SRI LANKA	4,699,883	2,935,305	-37.55	12,429,134	6,508,547	-47.63
AFGHANISTAN	0	257,695	-	0	133,160	-
IRAQ	8,798,577	8,900,715	1.16	45,286,883	19,565,518	-56.80
IRAN (ISLAMIC REPUBLIC OF)	1,884,620	698,695	-62.93	2,833,463	2,880,045	1.64
SAUDI ARABIA	17,151,508	12,729,080	-25.78	19,518,915	25,138,938	28.79
ISRAEL	332,940	243,299	-26.92	716,381	962,379	34.34
KUWAIT	1,646,415	2,984,506	81.27	1,804,531	3,174,768	75.93
JORDAN	857,459	996,238	16.18	2,496,238	1,809,759	-27.50
LEBANON	458,632	589,500	28.53	768,496	1,405,157	82.85
YEMEN	182,592	538,451	194.89	632,714	1,241,761	96.26
OMAN	197,371	207,402	5.08	1,091,982	926,407	-15.16
SYRIA ARAB REPUBLIC	318,996	609,979	91.22	584,377	1,283,594	119.65
TURKEY	4,416,429	3,311,294	-25.02	7,205,806	5,649,491	-21.60
UNITED ARAB EMIRATES	27,532,347	12,950,395	-52.96	27,677,328	31,428,226	13.55
QATAR	1,771,292	2,163,481	22.14	1,159,529	1,769,114	52.57
BAHRAIN	7,622,491	1,148,711	-84.93	3,584,506	463,463	-87.07
CYPRUS	128,686	101,867	-20.84	277,596	301,778	8.71
EGYPT	1,871,502	3,032,902	62.06	2,807,827	8,579,185	205.55
LIBYAN ARAB JAMAHIRIYA	449,201	592,252	31.85	1,604,905	1,588,759	-1.01
MOROCCO	174,366	1,201,889	589.29	600,561	4,406,354	633.71
TUNISIA	1,073,360	1,569,008	46.18	3,013,732	4,928,702	63.54
ALGERIA	2,084,867	4,895,204	134.80	7,628,003	10,143,621	32.98
SUDAN	399,742	413,481	3.44	2,953,485	1,438,009	-51.31
ERITREA	36,900	0	-100.00	38,950	0	-100.00
NAMIBIA	69,087	28,046	-59.40	18,452	11,391	-38.27
ETHIOPIA	2,996	222,842	7,337.98	14,483	529,008	3,552.61
TANZANIA, UNITED REPUBLIC OF	442,697	376,769	-14.89	1,653,277	1,680,263	1.63
MADAGASCAR	296,119	144,394	-51.24	769,912	269,823	-64.95
SOMALIA	3,600	0	-100.00	73,800	0	-100.00
KENYA	2,578,994	885,340	-65.67	3,944,342	4,844,759	22.83
REUNION	160,693	607,112	277.81	220,496	476,213	115.97
MOZAMBIQUE	1,078,241	512,086	-52.51	2,064,083	426,922	-79.32
BOTSWANA	0	20,098	-	0	83,650	-
EQUATORIAL GUINEA	7,220	51,415	612.12	8,075	107,350	1,229.41
TOGO	221,687	78,564	-64.56	477,348	180,306	-62.23
GHANA	5,748,368	3,858,925	-32.87	7,040,711	8,304,875	17.96
LIBERIA	2,229	14,271	540.24	4,834	103,530	2,041.70
GUINEA	579,866	278,375	-51.99	1,194,726	509,987	-57.31
ANGOLA	974,511	1,584,126	62.56	1,162,597	5,144,310	342.48
CONGO	124,623	79,665	-36.08	337,806	98,909	-70.72
CAMEROON	193,957	298,634	53.97	716,680	1,178,267	64.41
NIGERIA	6,900,853	5,273,494	-23.58	11,117,934	9,384,024	-15.60
SIERRA LEONE	38,825	70,004	80.31	75,804	160,196	111.33
GABON	62,097	124,852	101.06	415,354	631,108	51.94
COTE D'IVOIRE	378,542	2,417,510	538.64	1,991,180	1,554,845	-21.91
SENEGAL	339,993	237,974	-30.01	449,248	805,746	79.35
MAURITANIA	498	214,303	42,932.73	363	906,719	249,684.85
MALI	2,755	8,575	211.25	11,675	36,107	209.27
BENIN	484,612	177,705	-63.33	868,294	392,601	-54.78
BURKINA FASO	17,545	13,056	-25.59	123,284	106,876	-13.31
GAMBIA	18,958	10,564	-44.28	67,653	15,441	-77.18

TABEL 5. PERKEMBANGAN EKSPOR INDONESIA MENURUT KOMODITI DAN NEGARA TUJUAN

JENIS BARANG	BERAT BERSIH (KG)		PERUB	NILAI FOB (US \$)		PERUB
	JAN-JUN 2008	JAN-JUN 2009	%	JAN-JUN 2008	JAN-JUN 2009	%
(1)	(2)	(3)	(4)	(5)	(6)	(7)
U.S. VIRGIN ISLANDS	21,129	0	-100.00	11,375	0	-100.00
SEYCHELLES	43,392	81,257	87.26	74,248	106,502	43.44
UGANDA	264,035	121,382	-54.03	1,190,438	581,930	-51.12
CENTRAL AFRICAN REPUBLIC	0	72,000	-	0	32,400	-
NIGER	23,247	6,238	-73.17	135,265	48,737	-63.97
CHAD	10,075	0	-100.00	48,136	0	-100.00
DJIBOUTI	210,504	184,435	-12.38	142,712	424,365	197.36
SAO TOME AND PRINCIPE	22,327	10,218	-54.23	28,210	27,850	-1.28
SWAZILAND	25,934	45,985	77.32	144,602	239,936	65.93
SOUTH AFRICA	5,222,673	3,897,052	-25.38	8,834,492	7,055,330	-20.14
ZIMBABWE	2,773	0	-100.00	18,658	0	-100.00
ZAMBIA	23,940	12,336	-48.47	92,516	109,468	18.32
MALAWI	93,137	0	-100.00	126,030	0	-100.00
COMOROS	7,000	7,110	1.57	45,000	248,425	452.06
BURUNDI	0	39,957	-	0	205,726	-
MAURITIUS	288,050	155,121	-46.15	393,387	359,362	-8.65
RWANDA	16,010	0	-100.00	98,501	0	-100.00
VIRGIN ISLANDS (BRITISH)	601	111,550	18,460.73	1,994	10,204	411.74
AUSTRALIA	29,556,916	24,580,777	-16.84	62,402,740	82,221,031	31.76
NEW ZEALAND	5,439,832	3,190,755	-41.34	11,477,842	6,350,836	-44.67
MICRONESIA, FEDERATED STATES	45,746	1,894	-95.86	55,594	2,557	-95.40
GUAM	51,739	6,789	-86.88	139,508	9,757	-93.01
PALAU	292	147	-49.66	610	2,926	379.67
NEW CALEDONIA	206,434	392,398	90.08	260,998	323,269	23.86
NORTHERN MARIANA ISLANDS	0	2,052	-	0	6,196	-
SAINT VINCENT AND THE GRENADIN	17,422	0	-100.00	16,121	0	-100.00
VANUATU	25,814	151,739	487.82	47,976	519,308	982.43
WALLIS AND FUTUNA ISLANDS	1,425	2,462	72.77	4,411	4,003	-9.25
AMERICAN SAMOA	15,779	1	-99.99	21,529	4	-99.98
COOK ISLANDS	11,431	7,819	-31.60	68,694	17,284	-74.84
FIJI	863,782	287,542	-66.71	545,108	363,011	-33.41
KIRIBATI	238	211	-11.34	1,088	5,452	401.10
MARSHALL ISLANDS	11,441	0	-100.00	12,775	0	-100.00
SAMOA	27,192	42,130	54.94	31,399	42,900	36.63
SOLOMON ISLANDS	84,890	13,497	-84.10	158,099	44,680	-71.74
TONGA	219,086	57,350	-73.82	206,953	181,624	-12.24
TUVALU	12,179	1,588	-86.96	25,161	4,362	-82.66
EAST TIMOR	3,915,546	7,048,371	80.01	3,792,259	9,203,938	142.70
UNITED STATES	270,345,872	57,908,849	-78.58	547,159,477	282,026,769	-48.46
CANADA	7,412,059	1,872,835	-74.73	18,822,233	10,935,857	-41.90
MEXICO	985,876	557,355	-43.47	8,862,562	3,849,369	-56.57
GUATEMALA	355	60,223	16,864.23	1,962	188,892	9,527.52
HONDURAS	22,760	55,791	145.13	5,486	193,852	3,433.58
NICARAGUA	100	351	251.00	122	713	484.43
PANAMA	151,690	2,060,627	1,258.45	1,082,770	2,543,742	134.93
CUBA	180,800	0	-100.00	151,128	0	-100.00
SURINAME	23,908	40,751	70.45	142,859	144,935	1.45
CHILE	3,168,728	1,209,945	-61.82	8,748,111	4,997,524	-42.87
VENEZUELA	1,063,717	1,287,949	21.08	1,363,819	647,767	-52.50
ARGENTINA	2,030,031	702,143	-65.41	14,780,190	3,686,561	-75.06
BRAZIL	1,524,389	1,328,667	-12.84	6,602,675	9,374,559	41.98
COLOMBIA	304,993	200,533	-34.25	670,327	466,207	-30.45
BOLIVIA	25,320,263	29,481	-99.88	29,594,063	140,630	-99.52
URUGUAY	11,856	21,783	83.73	52,592	105,331	100.28
PARAGUAY	36,168	49,586	37.10	155,609	231,487	48.76
ECUADOR	688,019	650,821	-5.41	1,661,207	1,700,629	2.37
PERU	384,778	941,385	144.66	722,454	2,737,396	278.90
GUYANA	34,324	33,192	-3.30	92,177	75,632	-17.95
TRINIDAD AND TOBAGO	51,090	134,818	163.88	224,860	461,883	105.41
BAHAMAS	71,379	12	-99.98	58,568	11	-99.98
JAMAICA	1,919	8,629	349.66	4,828	8,729	80.80
PUERTO RICO	58,509	46,724	-20.14	39,333	53,598	36.27
BELIZE	4,212	27	-99.36	20,274	157	-99.23
DOMINICAN REPUBLIC	122,649	202,193	64.85	532,935	433,098	-18.73
EL SALVADOR	35,551	85,431	140.31	184,853	337,263	82.45
COSTA RICA	695,737	466,754	-32.91	676,235	972,528	43.82
HAITI	78,220	71,444	-8.66	90,280	87,140	-3.48
BARBADOS	142,563	77,715	-45.49	134,959	31,413	-76.72
ANTIGUA AND BARBUDA	874	58	-93.36	7,942	1,919	-75.84
ANGUILLA	0	3,714	-	0	12,092	-
ARUBA	4,541	2,367	-47.87	9,715	6,929	-28.68
BERMUDA	1,010	2,439	141.49	5,223	8,414	61.10
CAPE VERDE	0	27,342	-	0	33,782	-
CAYMAN ISLANDS	42,007	20,433	-51.36	12,434	7,846	-36.90
DOMINICA	10,415	30,845	196.16	51,273	116,312	126.85

TABEL 5. PERKEMBANGAN EKSPOR INDONESIA MENURUT KOMODITI DAN NEGARA TUJUAN

JENIS BARANG	BERAT BERSIH (KG)		PERUB	NILAI FOB (US \$)		PERUB
	JAN-JUN 2008	JAN-JUN 2009	%	JAN-JUN 2008	JAN-JUN 2009	%
	(1)	(2)	(3)	(4)	(5)	(6)
FRENCH GUIANA	5,041	17,674	250.61	7,415	50,311	578.50
FRENCH POLYNESIA	290,397	628,938	116.58	345,128	310,086	-10.15
GREENLAND	3,564	0	-100.00	39,322	0	-100.00
GRENADA	15,804	0	-100.00	10,790	0	-100.00
MARTINIQUE	8,658	27,524	217.90	24,491	50,108	104.60
NETHERLANDS ANTILLES	115,516	57,433	-50.28	115,206	45,144	-60.81
SAINT LUCIA	379	1,567	313.46	3,629	14,129	289.34
TURKS AND CAICOS ISLANDS	43,658	0	-100.00	20,605	0	-100.00
GUADELOUPE	42,530	82,315	93.55	77,180	79,777	3.36
SAINT KITTS AND NEVIS	1,354	1,398	3.25	9,276	19,403	109.17
UNITED KINGDOM	5,067,460	2,940,213	-41.98	39,701,064	20,311,589	-48.84
NETHERLANDS	32,438,781	103,352,353	218.61	130,614,016	160,838,490	23.14
FRANCE	6,812,415	6,388,233	-6.23	15,828,774	17,942,015	13.35
GERMANY, FED. REP. OF	13,817,425	12,449,835	-9.90	64,799,995	52,901,515	-18.36
AUSTRIA	533,074	356,517	-33.12	3,967,008	3,859,787	-2.70
BELGIUM	11,132,910	8,380,128	-24.73	44,758,726	34,577,443	-22.75
SWITZERLAND	290,732	182,308	-37.29	2,113,452	1,232,556	-41.68
LUXEMBOURG	779	95	-87.80	70,212	30,049	-57.20
MONACO	250	0	-100.00	2,724	0	-100.00
DENMARK	1,225,146	1,129,656	-7.79	5,015,645	6,259,424	24.80
NORWAY	12,903,439	9,388,098	-27.24	3,584,856	3,047,101	-15.00
SWEDEN	1,489,153	554,794	-62.74	5,640,970	3,951,532	-29.95
FINLAND	1,738,324	920,485	-47.05	19,114,943	10,293,422	-46.15
IRELAND	58,305	14,418	-75.27	1,128,755	229,401	-79.68
ITALY	5,176,888	25,457,677	391.76	29,031,570	39,565,552	36.28
SPAIN	2,984,582	4,262,829	42.83	6,223,839	6,373,731	2.41
PORTUGAL	297,366	1,415,717	376.09	1,254,736	8,952,986	613.54
ICELAND	22,261	0	-100.00	6,303	0	-100.00
GREECE	2,245,193	2,423,389	7.94	5,879,212	5,953,166	1.26
ANDORRA	1,900	0	-100.00	5,001	0	-100.00
DEMOCRATIC REPUBLIC OF THE CC	105,463	172,472	63.54	314,270	307,822	-2.05
HUNGARY	235,445	183,505	-22.06	1,079,824	806,774	-25.29
POLAND	1,385,737	1,726,559	24.59	7,566,577	5,219,592	-31.02
ROMANIA	95,488	61,919	-35.16	556,337	389,077	-30.06
BULGARIA	135,196	252,118	86.48	411,939	932,240	126.31
YUGOSLAVIA	3,910	38,537	885.60	13,098	141,299	978.78
ALBANIA	0	30,480	-	0	106,243	-
AZERBAIJAN	12,077	103	-99.15	115,689	20,612	-82.18
BELARUS	5,658	5,496	-2.86	32,621	86,198	164.24
KAZAKHSTAN	66,396	1,713,366	2,480.53	381,841	5,652,133	1,380.23
KYRGYZSTAN	12,902	12,917	0.12	72,542	69,404	-4.33
MOLDOVA, REPUBLIC OF	5,985	0	-100.00	20,344	0	-100.00
TAJIKISTAN	0	101,826	-	0	320,904	-
UKRAINE	350,832	312,984	-10.79	931,856	973,848	4.51
LITHUANIA	74,441	61,678	-17.15	225,066	117,465	-47.81
LATVIA	108,296	15,811	-85.40	725,056	319,565	-55.93
ESTONIA	594,864	196,106	-67.03	423,933	69,022	-83.72
GEORGIA	1,168,937	52,279	-95.53	1,838,155	13,681	-99.26
CROATIA	127,406	146,816	15.23	457,846	458,171	0.07
BOSNIA AND HERZEGOVINA	233	4,197	1,701.29	1,104	49,032	4,341.30
MALTA	57,725	60,139	4.18	90,231	140,716	55.95
SLOVAKIA	55,022	64,385	17.02	881,756	2,127,596	141.29
SLOVENIA	31,496	88,960	182.45	160,745	183,919	14.42
CZECH REPUBLIC	165,904	75,764	-54.33	848,523	341,683	-59.73
REP. OF MACEDONIA	0	9,059	-	0	31,186	-
RUSSIA FEDERATION	2,807,289	1,227,438	-56.28	5,865,668	2,515,539	-57.11
BIJI TEMBAGA	691,984,108	1,128,705,766	63.11	1,557,235,749	2,049,543,681	31.61
JAPAN	302,368,533	466,180,337	54.18	687,560,454	826,620,364	20.23
KOREA, REPUBLIC OF	145,680,718	153,864,707	5.62	309,795,694	239,980,938	-22.54
CHINA	10,832,289	55,852,757	415.61	27,523,676	106,439,696	286.72
SINGAPORE	0	10,720,986	-	0	12,290,993	-
PHILIPPINES	65,346,319	103,301,598	58.08	151,834,971	183,832,214	21.07
MALAYSIA	40,000	0	-100.00	11,640	0	-100.00
INDIA	0	177,982,516	-	0	384,025,152	-
GERMANY, FED. REP. OF	0	2,868	-	0	120	-
SPAIN	167,716,249	160,799,997	-4.12	380,509,314	296,354,204	-22.12
BIJI NIKEL	8,003,253,213	3,294,303,648	-58.84	398,276,433	85,579,546	-78.51
JAPAN	1,083,339,246	621,472,900	-42.63	108,221,434	26,401,137	-75.60
HONG KONG	20,000	279,733,000	1,398,565.00	600	4,001,111	666,751.83
CHINA	5,581,083,796	2,059,497,945	-63.10	202,768,346	41,845,318	-79.36
SINGAPORE	4	3	-25.00	7	6	-14.29
MALAYSIA	50,000,000	0	-100.00	875,000	0	-100.00
AUSTRALIA	226,952,817	0	-100.00	8,405,033	0	-100.00
UNITED STATES	6,000	0	-100.00	400	0	-100.00

TABEL 5. PERKEMBANGAN EKSPOR INDONESIA MENURUT KOMODITI DAN NEGARA TUJUAN

JENIS BARANG	BERAT BERSIH (KG)		PERUB	NILAI FOB (US \$)		PERUB
	JAN-JUN 2008	JAN-JUN 2009	%	JAN-JUN 2008	JAN-JUN 2009	%
(1)	(2)	(3)	(4)	(5)	(6)	(7)
UNITED KINGDOM	12,450,000	138,226,000	1,010.25	694,087	6,123,985	782.31
FRANCE	25,450	0	-100.00	1,664	0	-100.00
SWITZERLAND	243,086,000	0	-100.00	16,795,667	0	-100.00
GREECE	170,759,900	114,103,800	-33.18	13,292,359	3,863,561	-70.93
UKRAINE	635,530,000	81,270,000	-87.21	47,221,836	3,344,428	-92.92
BAUKSIT	5,942,904,156	5,838,405,632	-1.76	57,843,142	97,147,534	67.95
JAPAN	185,800,180	71,500,000	-61.52	3,371,995	1,439,510	-57.31
KOREA, REPUBLIC OF	42,175	0	-100.00	2,404	0	-100.00
TAIWAN	34,900,000	33,000,000	-5.44	383,900	430,501	12.14
CHINA	5,722,161,801	5,616,205,632	-1.85	54,084,843	93,955,923	73.72
SINGAPORE	0	117,700,000	-	0	1,321,600	-
BIJI TIMAH/TIN	552,343	2,543	-99.54	591	59,793	10,017.26
HONG KONG	0	700	-	0	170	-
SINGAPORE	0	2	-	0	48	-
MALAYSIA	552,342	0	-100.00	589	0	-100.00
PAKISTAN	1	0	-100.00	2	0	-100.00
SWEDEN	0	1,841	-	0	59,575	-
BATU BARA	102,382,710,718	85,479,828,932	-16.51	4,414,627,099	5,329,006,186	20.71
JAPAN	18,348,964,799	11,660,080,447	-36.45	825,597,837	843,342,092	2.15
HONG KONG	5,902,504,979	4,741,259,217	-19.67	218,214,547	309,401,055	41.79
KOREA, REPUBLIC OF	14,261,746,950	11,892,478,317	-16.61	616,045,683	674,961,981	9.56
TAIWAN	12,508,699,914	9,654,494,458	-22.82	603,835,820	790,226,453	30.87
CHINA	7,010,350,161	7,367,175,431	5.09	286,317,374	409,889,625	43.16
THAILAND	7,524,858,567	4,237,197,971	-43.69	272,826,294	204,855,680	-24.91
SINGAPORE	24,101,955	89,336,761	270.66	865,636	3,680,682	325.20
PHILIPPINES	3,116,018,225	2,921,660,949	-6.24	170,934,029	210,153,398	22.94
MALAYSIA	5,084,940,656	3,812,386,847	-25.03	212,628,638	230,404,530	8.36
CAMBODIA	39,185,895	7,503,000	-80.85	2,117,569	420,168	-80.16
VIET NAM	370,415,028	289,521,053	-21.84	16,926,500	17,146,232	1.30
INDIA	13,271,085,220	18,316,625,432	38.02	519,549,181	981,950,155	89.00
PAKISTAN	1,998,428,159	966,167,833	-51.65	110,209,680	66,519,502	-39.64
SRI LANKA	58,786,680	40,371,787	-31.32	2,418,723	2,193,453	-9.31
ISRAEL	138,411,000	0	-100.00	5,364,987	0	-100.00
UNITED ARAB EMIRATES	66,983,010	129,365,972	93.13	4,956,768	7,878,815	58.95
AUSTRALIA	5	1,007	20,040.00	9	34	277.78
NEW ZEALAND	182,524,000	370,876,000	103.19	5,454,828	18,551,954	240.10
AMERICAN SAMOA	71,859,000	0	-100.00	2,196,011	0	-100.00
UNITED STATES	1,738,385,613	1,057,602,422	-39.16	58,129,802	60,074,952	3.35
MEXICO	0	63,123,000	-	0	5,207,648	-
CHILE	145,971,000	432,946,000	196.60	5,006,805	43,123,203	761.29
COSTA RICA	64,704,000	0	-100.00	2,075,057	0	-100.00
UNITED KINGDOM	1,108,499,000	710,051,000	-35.94	37,065,441	49,930,014	34.71
NETHERLANDS	1,024,861,093	1,541,956,004	50.46	46,527,667	93,894,804	101.80
FRANCE	0	2,000	-	0	120	-
GERMANY, FED. REP. OF	30,126,524	1,000	-100.00	1,030,661	60	-99.99
BELGIUM	144,812,085	0	-100.00	6,132,391	0	-100.00
SWITZERLAND	1,807,629,000	129,103,000	-92.86	63,571,968	7,268,283	-88.57
DENMARK	0	24	-	0	50	-
IRELAND	173,573,200	0	-100.00	10,913,504	0	-100.00
ITALY	2,946,494,000	2,223,293,000	-24.54	201,668,202	139,378,311	-30.89
SPAIN	2,206,784,000	2,339,123,000	6.00	70,177,123	135,867,566	93.61
GREECE	0	31,501,000	-	0	1,197,038	-
CROATIA	272,359,000	204,771,000	-24.82	10,169,074	7,505,269	-26.20
SLOVENIA	648,944,000	216,852,000	-66.58	22,290,538	12,523,051	-43.82
REP. OF MACEDONIA	89,704,000	33,002,000	-63.21	3,408,752	1,460,008	-57.17
GRANIT	2,811,326,107	1,216,836,872	-56.72	25,492,120	11,644,084	-54.32
JAPAN	0	247,729	-	0	38,146	-
SINGAPORE	2,811,229,937	1,216,307,383	-56.73	25,466,113	11,442,140	-55.07
PHILIPPINES	1,098	0	-100.00	2,923	0	-100.00
MALAYSIA	68,752	76,020	10.57	5,852	9,118	55.81
AUSTRALIA	182	46,543	25,473.08	800	16,022	1,902.75
COOK ISLANDS	0	1,169	-	0	3,779	-
UNITED STATES	3,107	115,067	3,603.48	396	103,102	25,935.86
CANADA	14,995	0	-100.00	11,575	0	-100.00
FRANCE	1,325	33,291	2,412.53	1,092	18,766	1,618.50
GERMANY, FED. REP. OF	6,711	0	-100.00	3,369	0	-100.00
ITALY	0	382	-	0	157	-
SPAIN	0	3,142	-	0	6,889	-
POLAND	0	4,336	-	0	3,125	-
SLOVENIA	0	1,810	-	0	2,840	-
PASIR ALAM	14,273	93,118	552.41	55,186	204,281	270.17
JAPAN	0	1	-	0	1	-
CHINA	25	0	-100.00	185	0	-100.00

TABEL 5. PERKEMBANGAN EKSPOR INDONESIA MENURUT KOMODITI DAN NEGARA TUJUAN

JENIS BARANG	BERAT BERSIH (KG)		PERUB	NILAI FOB (US \$)		PERUB
	JAN-JUN 2008	JAN-JUN 2009	%	JAN-JUN 2008	JAN-JUN 2009	%
(1)	(2)	(3)	(4)	(5)	(6)	(7)
THAILAND	8,162	196	-97.60	3,216	450	-86.01
SINGAPORE	486	80	-83.54	629	500	-20.51
PHILIPPINES	0	22,000	-	0	2,442	-
SRI LANKA	0	10,000	-	0	6,655	-
SOUTH AFRICA	0	59,000	-	0	194,175	-
GERMANY, FED. REP. OF	5,600	0	-100.00	51,156	0	-100.00
DENMARK	0	812	-	0	8	-
ITALY	0	685	-	0	10	-
RUSSIA FEDERATION	0	344	-	0	40	-
HASIL TAMBANG LAIN	6,520,606,489	2,803,424,935	-57.01	169,238,720	78,944,610	-53.35
JAPAN	21,174,928	13,272,721	-37.32	1,587,804	1,545,744	-2.65
HONG KONG	1,599,746	700,000	-56.24	559,046	143,683	-74.30
KOREA, REPUBLIC OF	72,135,297	13,527,803	-81.25	2,614,006	1,296,524	-50.40
TAIWAN	9,239,749	13,621,525	47.42	1,412,998	1,658,673	17.39
CHINA	4,517,816,770	1,847,823,382	-59.10	128,971,086	58,949,953	-54.29
PAPUA NEW GUINEA	0	30,000	-	0	20,710	-
THAILAND	2,731,843	1,693,992	-37.99	270,182	180,605	-33.15
SINGAPORE	1,397,678,444	675,394,977	-51.68	14,725,577	6,789,235	-53.89
PHILIPPINES	620,087	6,516,527	950.91	79,995	328,028	310.06
MALAYSIA	37,574,347	15,839,907	-57.84	2,020,741	990,224	-51.00
MYANMAR (FORM. BURMA)	96,000	115,500	20.31	6,294	9,847	56.45
CAMBODIA	3,125,632	831,148	-73.41	216,597	62,177	-71.29
BRUNEI DARUSSALAM	55,952	0	-100.00	45,425	0	-100.00
VIET NAM	5,811,914	4,754,101	-18.20	541,032	852,667	57.60
MALDIVES	170,385	206,269	21.06	131,093	86,455	-34.05
INDIA	20,831,490	28,005,518	34.44	3,494,769	833,318	-76.16
PAKISTAN	20,496	0	-100.00	3,436	0	-100.00
BANGLADESH	25,342,539	4,837,793	-80.91	769,641	346,961	-54.92
SRI LANKA	194,190	74,750	-61.51	28,091	7,920	-71.81
IRAN (ISLAMIC REPUBLIC OF)	160,000	300,000	87.50	32,000	54,600	70.63
SAUDI ARABIA	18,899	256,000	1,254.57	7,256	37,380	415.16
KUWAIT	18,402	20,000	8.68	5,857	5,500	-6.10
JORDAN	40,047	0	-100.00	7,573	0	-100.00
LEBANON	218	4	-98.17	770	71	-90.78
TURKEY	0	52,400	-	0	4,682	-
UNITED ARAB EMIRATES	156,184,081	164,719,562	5.47	2,551,067	2,540,805	-0.40
BAHRAIN	3,623	0	-100.00	2,299	0	-100.00
CYPRUS	0	11,552	-	0	3,114	-
LIBYAN ARAB JAMAHIRIYA	2,480	0	-100.00	13,095	0	-100.00
KENYA	115,000	0	-100.00	24,725	0	-100.00
REUNION	408	585	43.38	333	333	0.00
LIBERIA	3,003	0	-100.00	4,485	0	-100.00
ANGOLA	0	14,332	-	0	7,767	-
NIGERIA	0	165	-	0	308	-
DJIBOUTI	273,000	0	-100.00	37,674	0	-100.00
SOUTH AFRICA	737,496	246,531	-66.57	670,949	23,141	-96.55
MAURITIUS	440,699	20,000	-95.46	177,056	4,000	-97.74
AUSTRALIA	10,343,475	8,534,335	-17.49	1,350,310	1,092,539	-19.09
NEW ZEALAND	21,488	2,531	-88.22	3,987	1,249	-68.67
NEW CALEDONIA	10,886	6,961	-36.06	18,357	4,046	-77.96
SAINT VINCENT AND THE GRENADIN	10,771	0	-100.00	3,687	0	-100.00
VANUATU	0	895	-	0	1,133	-
COOK ISLANDS	0	15,975	-	0	8,623	-
FIJI	80	1,200	1,400.00	392	675	72.19
SOLOMON ISLANDS	77	0	-100.00	206	0	-100.00
EAST TIMOR	341,000	288,000	-15.54	201,244	171,878	-14.59
UNITED STATES	177,602	506,047	184.93	84,417	297,690	252.64
CANADA	4,998	29,580	491.84	4,559	6,876	50.82
PANAMA	1,653	0	-100.00	3,106	0	-100.00
BRAZIL	35,374	72,289	104.36	20,992	21,123	0.62
DOMINICAN REPUBLIC	49	0	-100.00	422	0	-100.00
ANGUILLA	0	506	-	0	2,067	-
FRENCH POLYNESIA	3,538	547	-84.54	2,896	803	-72.27
NETHERLANDS ANTILLES	0	168	-	0	201	-
UNITED KINGDOM	72,121	122,587	69.97	7,491	25,402	239.10
NETHERLANDS	76,358	83,723	9.65	52,551	75,374	43.43
FRANCE	23,215	253,161	990.51	23,047	142,615	518.80
GERMANY, FED. REP. OF	89,953	336,555	274.15	292,441	59,792	-79.55
AUSTRIA	278	51	-81.65	397	126	-68.26
BELGIUM	1,798	75,675	4,108.84	2,238,217	48,030	-97.85
SWITZERLAND	234,695,033	25	-100.00	3,755,195	24,158	-99.36
DENMARK	0	20,219	-	0	15,086	-
NORWAY	40,845	19,938	-51.19	20,650	12,540	-39.27
SWEDEN	0	1,841	-	0	59,575	-
FINLAND	0	1	-	0	4	-
ITALY	319,652	36,258	-88.66	83,053	17,313	-79.15
SPAIN	4,883	95,424	1,854.21	7,110	54,962	673.02

TABEL 5. PERKEMBANGAN EKSPOR INDONESIA MENURUT KOMODITI DAN NEGARA TUJUAN

JENIS BARANG	BERAT BERSIH (KG)		PERUB	NILAI FOB (US \$)		PERUB
	JAN-JUN 2008	JAN-JUN 2009	%	JAN-JUN 2008	JAN-JUN 2009	%
	(1)	(2)	(3)	(4)	(5)	(6)
GREECE	1,050	872	-16.95	1,050	1,443	37.43
POLAND	4,756	16,644	249.96	3,971	10,871	173.76
LITHUANIA	7,236	0	-100.00	2,700	0	-100.00
SLOVAKIA	0	253	-	0	378	-
SLOVENIA	0	284	-	0	542	-
RUSSIA FEDERATION	101,155	15,346	-84.83	43,320	3,071	-92.91
BARANG-BARANG SENI	1,373,038	1,136,117	-17.26	5,029,438	4,950,586	-1.57
JAPAN	64,363	94,080	46.17	471,483	210,484	-55.36
HONG KONG	6,350	3,634	-42.77	68,308	57,096	-16.41
KOREA, REPUBLIC OF	8,689	22,744	161.76	59,807	79,634	33.15
TAIWAN	20,372	10,708	-47.44	100,061	322,316	222.12
CHINA	5,248	10,498	100.04	18,122	41,954	131.51
MACAU	384	891	132.03	28,140	185	-99.34
PAPUA NEW GUINEA	0	157	-	0	142	-
THAILAND	3,776	12,124	221.08	7,704	7,632	-0.93
SINGAPORE	54,523	49,501	-9.21	663,917	1,430,841	115.52
PHILIPPINES	1,990	997	-49.90	11,969	1,557	-86.99
MALAYSIA	28,528	66,222	132.13	90,194	91,874	1.86
CAMBODIA	248	0	-100.00	332	0	-100.00
BRUNEI DARUSSALAM	544	15,853	2,814.15	6,579	8,144	23.79
VIET NAM	65	0	-100.00	65	0	-100.00
MALDIVES	406	157	-61.33	1,213	3,004	147.65
INDIA	2,071	2,556	23.42	14,447	16,000	10.75
PAKISTAN	0	80	-	0	70	-
SRI LANKA	786	786	0.00	692	334	-51.73
IRAN (ISLAMIC REPUBLIC OF)	5,662	3,895	-31.21	13,630	21,490	57.67
SAUDI ARABIA	48,321	4,249	-91.21	37,279	10,743	-71.18
ISRAEL	380	286	-24.74	761	927	21.81
KUWAIT	2,913	367	-87.40	9,761	850	-91.29
LEBANON	20	1,866	9,230.00	238	10,153	4,165.97
OMAN	0	77	-	0	510	-
TURKEY	99,791	34,857	-65.07	133,703	72,670	-45.65
UNITED ARAB EMIRATES	6,563	1,757	-73.23	33,917	11,175	-67.05
BAHRAIN	464	60	-87.07	1,310	128	-90.23
CYPRUS	182	0	-100.00	3,598	0	-100.00
EGYPT	264	1,447	448.11	163	23,181	14,121.47
MOROCCO	691	780	12.88	600	975	62.50
TUNISIA	20,000	502	-97.49	10,000	6,117	-38.83
SUDAN	10,125	0	-100.00	24,920	0	-100.00
NAMIBIA	11	0	-100.00	100	0	-100.00
MADAGASCAR	239	565	136.40	1,126	1,158	2.84
KENYA	107	44	-58.88	53	84	58.49
REUNION	6,180	8,554	38.41	9,425	14,617	55.09
MOZAMBIQUE	36	3,795	10,441.67	92	9,635	10,372.83
ANGOLA	0	1,967	-	0	1,899	-
CONGO	0	643	-	0	4,182	-
NIGERIA	0	3	-	0	18	-
GABON	275	560	103.64	1,401	1,149	-17.99
COTE D'IVOIRE	261	20	-92.34	409	62	-84.84
SENEGAL	22,316	0	-100.00	20,000	0	-100.00
BENIN	0	55	-	0	290	-
SEYCHELLES	245	345	40.82	477	408	-14.47
SOUTH AFRICA	19,946	3,519	-82.36	24,445	5,935	-75.72
MAURITIUS	3,946	3,497	-11.38	13,995	13,360	-4.54
VIRGIN ISLANDS (BRITISH)	0	32	-	0	216	-
AUSTRALIA	124,589	74,271	-40.39	235,938	158,018	-33.03
NEW ZEALAND	18,881	3,246	-82.81	24,601	10,013	-59.30
GUAM	1,076	447	-58.46	2,328	798	-65.72
PALAU	87	0	-100.00	147	0	-100.00
NEW CALEDONIA	7,274	10,920	50.12	15,642	23,176	48.17
VANUATU	2,604	221	-91.51	2,089	268	-87.17
WALLIS AND FUTUNA ISLANDS	580	22	-96.21	2,030	41	-97.98
COOK ISLANDS	0	125	-	0	461	-
FIJI	1,165	1,158	-0.60	1,189	1,358	14.21
SAMOA	737	1,154	56.58	1,476	299	-79.74
SOLOMON ISLANDS	3,115	0	-100.00	8,307	0	-100.00
TONGA	554	0	-100.00	590	0	-100.00
EAST TIMOR	525	814	55.05	700	910	30.00
UNITED STATES	122,946	138,109	12.33	450,555	368,762	-18.15
CANADA	13,815	19,464	40.89	40,160	54,119	34.76
MEXICO	2,249	411	-81.73	1,354	1,417	4.65
GUATEMALA	295	0	-100.00	1,627	0	-100.00
NICARAGUA	249	0	-100.00	303	0	-100.00
PANAMA	2,300	145	-93.70	4,251	116	-97.27
CHILE	1,806	573	-68.27	1,698	516	-69.61
VENEZUELA	3	1,239	41,200.00	2	2,844	142,100.00
ARGENTINA	939	83	-91.16	2,369	3,348	41.33

TABEL 5. PERKEMBANGAN EKSPOR INDONESIA MENURUT KOMODITI DAN NEGARA TUJUAN

JENIS BARANG	BERAT BERSIH (KG)		PERUB	NILAI FOB (US \$)		PERUB
	JAN-JUN 2008	JAN-JUN 2009	%	JAN-JUN 2008	JAN-JUN 2009	%
(1)	(2)	(3)	(4)	(5)	(6)	(7)
BRAZIL	1,811	2,717	50.03	162,466	141,826	-12.70
COLOMBIA	2,212	7,538	240.78	2,048	7,272	255.08
URUGUAY	197	0	-100.00	293	0	-100.00
PERU	0	1,393	-	0	788	-
TRINIDAD AND TOBAGO	629	0	-100.00	1,148	0	-100.00
JAMAICA	34	0	-100.00	50	0	-100.00
PUERTO RICO	1,850	149	-91.95	1,710	835	-51.17
DOMINICAN REPUBLIC	6,734	843	-87.48	35,484	1,256	-96.46
COSTA RICA	393	5	-98.73	378	22	-94.18
HAITI	0	2,341	-	0	4,469	-
ARUBA	33	0	-100.00	950	0	-100.00
BERMUDA	0	70	-	0	300	-
CAYMAN ISLANDS	607	0	-100.00	136	0	-100.00
FRENCH GUIANA	1,743	933	-46.47	3,638	1,048	-71.19
FRENCH POLYNESIA	10,839	6,841	-36.89	13,992	8,629	-38.33
GRENADA	133	0	-100.00	893	0	-100.00
MARTINIQUE	84	1,300	1,447.62	420	1,879	347.38
NETHERLANDS ANTILLES	333	155	-53.45	1,015	1,781	75.47
GUADELOUPE	795	2,902	265.03	1,228	9,478	671.82
SAINT KITTS AND NEVIS	244	0	-100.00	363	0	-100.00
UNITED KINGDOM	18,131	13,731	-24.27	60,370	175,167	190.16
NETHERLANDS	151,460	103,166	-31.89	546,270	433,486	-20.65
FRANCE	94,467	73,979	-21.69	339,885	232,823	-31.50
GERMANY, FED. REP. OF	35,647	43,205	21.20	125,350	94,188	-24.86
AUSTRIA	3,730	3,410	-8.58	6,739	18,945	181.12
BELGIUM	38,354	50,721	32.24	78,041	101,551	30.13
SWITZERLAND	1,911	2,551	33.49	8,598	5,070	-41.03
MONACO	94	0	-100.00	330	0	-100.00
DENMARK	2,837	5,537	95.17	3,247	18,686	475.49
NORWAY	554	124	-77.62	454,321	1,926	-99.58
SWEDEN	1,416	792	-44.07	7,066	1,212	-82.85
FINLAND	355	118	-66.76	918	192	-79.08
IRELAND	5,125	689	-86.56	19,609	385	-98.04
ITALY	110,697	91,102	-17.70	261,526	254,963	-2.51
SPAIN	86,868	71,336	-17.88	136,047	236,424	73.78
PORTUGAL	12,419	6,336	-48.98	21,134	2,642	-87.50
GREECE	4,431	4,390	-0.93	17,241	9,323	-45.93
ANDORRA	15	0	-100.00	7	0	-100.00
DEMOCRATIC REPUBLIC OF THE CC	0	193	-	0	614	-
HUNGARY	3,310	2,702	-18.37	5,498	4,360	-20.70
POLAND	2,219	911	-58.95	4,249	2,233	-47.45
ROMANIA	632	1,279	102.37	2,474	1,748	-29.35
BULGARIA	57	0	-100.00	56	0	-100.00
YUGOSLAVIA	6,346	0	-100.00	561	0	-100.00
UKRAINE	377	1,178	212.47	537	1,740	224.02
LITHUANIA	3	306	10,100.00	2	908	45,300.00
LATVIA	0	6,000	-	0	45,181	-
ESTONIA	273	0	-100.00	2,137	0	-100.00
CROATIA	4,967	4,074	-17.98	11,075	9,576	-13.53
MALTA	897	10	-98.89	2,878	130	-95.48
SLOVAKIA	314	0	-100.00	591	0	-100.00
SLOVENIA	249	2,108	746.59	209	3,110	1,388.04
CZECH REPUBLIC	225	1,382	514.22	334	3,408	920.36
RUSSIA FEDERATION	2,917	468	-83.96	4,134	1,349	-67.37
LAINNYA	2,231	226	-89.87	8,960	677	-92.44
CHINA	1,208	226	-81.29	4,655	677	-85.46
SINGAPORE	910	0	-100.00	4,300	0	-100.00
MALAYSIA	113	0	-100.00	5	0	-100.00
TOTAL EKSPOR	184,330,813,725	148,244,238,940	-19.58	70,396,377,968	50,073,364,977	-28.87