

STATISTIK EKSPOR

PROVINSI KALIMANTAN TIMUR

EXPORT STATISTICS OF KALIMANTAN TIMUR PROVINCE



2019



STATISTIK EKSPOR

PROVINSI KALIMANTAN TIMUR

EXPORT STATISTICS OF KALIMANTAN TIMUR PROVINCE



2019

**STATISTIK EKSPOR
PROVINSI KALIMANTAN TIMUR**

*EXPORT STATISTICS
OF KALIMANTAN TIMUR PROVINCE
2019*

ISSN: 1907 - 1841

Nomor Publikasi/Publication Number: 64540.2004

Katalog/Catalog: 8202016.64

Ukuran Buku/ Book Size: 21,0 Cm x 29,7 Cm

Jumlah Halaman/Total Pages: x + 50 halaman/pages

Naskah/Manuscript :

Bidang Statistik Distribusi

Distribution Statistics Division

Penyunting/Editor :

Bidang Statistik Distribusi

Distribution Statistics Division

Gambar Kulit/Cover Designer:

Bidang Statistik Distribusi

Distribution Statistics Division

Diterbitkan Oleh/ Published by :

© Badan Pusat Statistik Provinsi Kalimantan Timur

BPS-Statistics of Kalimantan Timur Province

Dicetak oleh/Printed by :

CV. Suvi Sejahtera

**Dilarang mengumumkan, mendistribusikan, mengomunikasikan, dan/atau
menggandakan sebagian atau seluruh isi buku ini untuk tujuan komersial
tanpa izin tertulis dari Badan Pusat Statistik**

*Prohibited to announce, distribute, communicate, and/or copy part or all of this book for
commercial purpose without permission from BPS-Statistics Indonesia*

TIM PENYUSUN/ DRAFTING TEAM

STATISTIK EKSPOR PROVINSI KALIMANTAN TIMUR 2019
EXPORT STATISTICS OF KALIMANTAN TIMUR PROVINCE 2019

Pengarah/Director: Dr. Drs. Anggoro Dwitjahyono, M.Si

Penanggung Jawab Umum/ Wembri Suska, S.ST., M.Si
General Person In Charge:

Penanggung Jawab Teknis/ Ir. Lilis Suryani, MM
General Person In Charge of Technical:

Penyunting/Editor: Wembri Suska, S.ST., M.Si
Ir. Lilis Suryani, MM

Penulis/Pengolah Data Mirawati, S.Si
Author/Data Processor:

Gambar Kulit/ Yogi Purjayanto, S.ST
Cover Design

KATA PENGANTAR


Publikasi “STATISTIK EKSPOR PROVINSI KALIMANTAN TIMUR 2019” merupakan publikasi tahunan yang diterbitkan oleh Badan Pusat Statistik Provinsi Kalimantan Timur.

Publikasi ini menyajikan data ekspor menurut jenis barang, negara tujuan dan pelabuhan ekspor, berdasarkan hasil pengolahan dokumen PEB (Pemberitahuan Ekspor Barang) tahun 2019.

Selain itu juga sebagai bahan perbandingan secara total, di sajikan pula data series dari tahun 2015 sampai dengan tahun 2019, termasuk laju pertumbuhan ekspor Kalimantan Timur yang dirinci menurut ekspor migas dan non migas.

Mudah-mudahan publikasi ini dapat membantu kebutuhan para konsumen data ekspor Kalimantan Timur. Terimakasih disampaikan kepada semua pihak yang telah membantu BPS Provinsi Kalimantan Timur sehingga penyajian publikasi ini dapat terlaksana.

Samarinda, Agustus 2020
Badan Pusat Statistik
Provinsi Kalimantan Timur
Kepala



Dr. Drs. Anggoro Dwitjahyono, M.Si

PREFACE


The 2019 Export Statistics of Kalimantan Timur is an annual publication, published by the BPS – Statistics of Kalimantan Timur.

This publication contains about data of export, which is arranged by commodity, country of destination, and port of exportation, based on the 2019 export declaration.

For comparison, this publication also presents data series of total export and growth of export in Kalimantan Timur, by export of oil and gas, and others.

Hopefully this publication would be able to meet the need of consumers of export statistic of Kalimantan Timur. Finally, deep gratitudes are due to many agencies which cooperated with the BPS – Statistics of Kalimantan Timur in making it possible to bring out this publication.

*Samarinda, August 2020
BPS – Statistics of
Kalimantan Timur Province
Head*



Dr. Drs. Anggoro Dwitjahyono, M.Si

DAFTAR ISI / TABLE OF CONTENTS

	Hal/ Page
KATA PENGANTAR/ PREFACE.....	v
DAFTAR ISI/ TABLE OF CONTENTS.....	vii
DAFTAR TABEL / LIST OF TABLES.....	viii
DAFTAR GRAFIK / LIST OF GRAPHS.....	ix
DAFTAR LAMPIRAN / LIST OF APPENDIX.....	x
PENJELASAN/ EXPLANATORY NOTES.....	1
ULASAN SINGKAT/ BRIEF DESCRIPTION.....	7
A Pendahuluan / Introduction	7
B Perkembangan Ekspor / Export Development	8
C Ekspor Kalimantan Timur Tahun 2019 / Kalimantan Timur Export in 2019	9
LAMPIRAN/ APPENDIX.....	17

DAFTAR TABEL /LIST OF TABLES

		Hal/ Page
Tabel/ Table	A. Berat dan Nilai Ekspor Provinsi Kalimantan Timur Menurut Pelabuhan Utama, Tahun 2019 / <i>Weight and Value of Kalimantan Timur Export by Major Port of Exportation, 2019</i>	10
Tabel/ Table	B. Berat dan Nilai Ekspor Provinsi Kalimantan Timur Menurut Benua Tujuan Tahun 2019/ <i>Weight and Value of Kalimantan Timur Export by Continent of Destination, 2019</i>	11
Tabel/ Table	C. Berat dan Nilai Ekspor Provinsi Kalimantan Timur Menurut Negara Tujuan Utama, Tahun 2019/ <i>Weight and Value of Kalimantan Timur Export by Major Country of Destination, 2019</i>	13
Tabel/ Table	D. Berat dan Nilai Ekspor Provinsi Kalimantan Timur Menurut 21 Golongan Barang Utama Tahun 2019/ <i>Weight and Value of Kalimantan Timur Export by Major 21 Commodity Group, 2019</i>	14
Tabel/ Table	E. Berat dan Nilai Ekspor Provinsi Kalimantan Timur Menurut Komoditi (HS 8 Digit) Utama, Tahun 2019/ <i>Weight and Value of Kalimantan Timur Export by Major Commodity 8 Digit HS, 2019</i>	15

DAFTAR GRAFIK /LIST OF GRAPHS

	Hal/ Page
Grafik/ Graph 1. Perkembangan Nilai Ekspor Provinsi Kalimantan Timur Tahun 2015 - 2019/ <i>Trend of Kalimantan Timur Export Value 2015 - 2019.....</i>	8
Grafik/ Graph 2. Nilai Ekspor Provinsi Kalimantan Timur Menurut Pelabuhan Muat Utama, Tahun 2019 (persen)/ <i>Kalimantan Timur Export Value by Major Port, 2019 (%).....</i>	10
Grafik/ Graph 3. Nilai Ekspor Provinsi Kalimantan Timur Menurut Benua Tujuan, Tahun 2019 (Persen)/ <i>Kalimantan Timur Export Value by Continent of Destination, 2019 (%)</i>	12

DAFTAR LAMPIRAN /LIST OF APPENDIX

		Hal/ Page
Tabel/Table	1. Perkembangan Nilai Ekspor Migas dan Non Migas Provinsi Kalimantan Timur/ <i>Trend of Kalimantan Timur Export Value by Commodity Group, (Oil & Gas and Non Oil & Gas), (US\$ 000) 2015 - 2019</i>	19
Tabel/Table	2. Laju Pertumbuhan Nilai Ekspor Provinsi Kalimantan Timur/ <i>Growth Rate of Kalimantan Timur Export Value, 2015-2019</i>	20
Tabel/Table	3. Nilai Ekspor Provinsi Kalimantan Timur Menurut Pelabuhan Muat dan Golongan Barang / <i>Export Value of Kalimantan Timur by Port and Commodity Group, 2019 (FOB US\$)</i>	21
Tabel/Table	4. Berat dan Nilai Ekspor Provinsi Kalimantan Timur Menurut Pelabuhan Muat/ <i>Weight and Value of Kalimantan Timur Export by Port, 2019 (FOB US\$)</i>	22
Tabel/Table	5. Berat dan Nilai Ekspor Provinsi Kalimantan Timur Menurut Benua/ <i>Weight and Value of Kalimantan Timur Export by Continent of Destination, 2019 (FOB US\$)</i>	23
Tabel/Table	6. Berat dan Nilai Ekspor Provinsi Kalimantan Timur Menurut Negara/ <i>Weight and Value of Kalimantan Timur Export by Country of Destination, 2019 (FOB US\$)</i>	24
Tabel/Table	7. Berat dan Nilai Ekspor Provinsi Kalimantan Timur Menurut 21 Golongan Barang/ <i>Weight and Value of Kalimantan Timur Export by 21 Commodity Group, 2019 (FOB US\$)</i>	26
Tabel/Table	8. Berat dan Nilai Ekspor Provinsi Kalimantan Timur Menurut Golongan Barang (HS) 2 Digit/ <i>Weight and Value of Kalimantan Timur Export by Commodity 2 Digit HS, 2019 (FOB US\$)</i>	27
Tabel/Table	9. Berat dan Nilai Ekspor Provinsi Kalimantan Timur Menurut Komoditi (HS) 8 Digit/ <i>Weight and Value of Kalimantan Timur Export by Commodity 8 Digit HS, 2019 (FOB US\$)</i>	31

PENJELASAN

EXPLANATORY NOTES

1. DAERAH PENCATATAN

Daerah pencatatan statistik dalam publikasi ini meliputi pelabuhan-pelabuhan yang berada di wilayah Kalimantan Timur.

1. AREA OF RECORDINGS

The statistics recording area in this publication covers the entire territory of the Kalimantan Timur.

2. SUMBER DATA

Data ekspor dikumpulkan berdasarkan dokumen ekspor/ Pemberitahuan Ekspor Barang (PEB) yang diisi oleh Eksportir dan telah diberikan ijin muat oleh Bea dan Cukai serta dilegalisir oleh Bank Devisa.

2. SOURCE OF DOCUMENTS

The data compiled based on export documents/Export Declaration (PEB), filled out by the Exporters approved by the Customs & Excises and legalized by foreign exchange bank.

3. SISTEM PERDAGANGAN

Pencatatan Statistik perdagangan luar negeri menggunakan sistem perdagangan umum (*general trade*) dimana pencatatan dilakukan dari dokumen PEB yang dimuat dari pelabuhan dan bandara di seluruh wilayah Indonesia termasuk kawasan berikat.

3. TRADE SYSTEM

Recording of Foreign Trade Statistics apply the general trade system, where the documents recorded from the whole port in Indonesia including bounded warehouse.

4. RUANG LINGKUP

- ⇒ Pencatatan Statistik Ekspor meliputi seluruh barang-barang yang keluar dari wilayah Kalimantan Timur yang bersifat komersial maupun bukan komersial seperti bantuan barang kredit lunak, hadiah dan sebagainya.
- ⇒ Ekspor kapal laut dan pesawat udara termasuk dalam statistik ekspor, sedangkan ekspor bunker oil untuk kapal tidak tercatat dalam publikasi ini.
- ⇒ Barang-barang yang diolah di luar negeri tetap dicatat sebagai ekspor, meskipun hasil olahan barang tersebut akan kembali masuk ke wilayah Kalimantan Timur.
- ⇒ Barang-barang di bawah ini tidak termasuk di dalam statistik ekspor :
 - a. Pakaian & barang-barang perhiasan penumpang.
 - b. Barang-barang yang dikirim untuk perwakilan Indonesia di luar negeri.
 - c. Barang-barang untuk ekspedisi dan ekshibisi/pameran.

4. COVERAGE

- ⇒ *The recording Export statistics covers all goods leaving the territory of the Kalimantan Timur, both the commercial, as well as non commercial goods, such as goods with soft loans, grants/gifts, etc .*
- ⇒ *Ocean going ships and air planes are included in the statistics, while the export of bunker oil for ships is not presented in this publication.*
- ⇒ *Goods processed abroad, are still recorded as export although the results of this processing will return to, and enter on the territory of the East Kalimantan.*
- ⇒ *The following goods were not included in the statistics:*
 - a. *Clothes and jewelry of passangers.*
 - b. *Goods exported for the Indonesian representative abroad.*
 - c. *Goods for expeditions and exhibition/shows.*
 - d. *Packings/containers to be filled abroad.*

- d. Pembungkus/peti kemas untuk diisi diluar negeri.
- e. Uang dan Surat-surat berharga.
- f. Barang-barang contoh.
- g. Barang-barang yang dikirim keluar negeri untuk diperbaiki.

- e. *Banknotes and securities*
- f. *Sample goods*
- g. *Repaired goods*

5. SISTEM PENGOLAHAN

Data dalam publikasi ini mencakup dokumen-dokumen Ekspor tahun 2019 yang diterima oleh Badan Pusat Statistik sejak awal Januari 2019 sampai dengan 31 Desember 2019. Sistem pengolahan menggunakan "Carry Over". Dengan metode ini dokumen-dokumen dari daerah ditunggu selama satu bulan setelah bulan berjalan. Dokumen-dokumen yang datang terlambat akan dimasukkan dalam pengolahan bulan berikutnya. Metode "Carry over" ini sangat membantu mempercepat pengolahan data, disamping itu telah diteliti bahwa metode ini tidak begitu berpengaruh terhadap ekspor yang disebabkan "carry over" berikutnya.

5. PROCESSING SYSTEM

The data in this publication cover export documents of 2019 received by BPS- Statistics of Indonesia since the beginning of January 2019 through December 31, 2019. The carry over system is applied in this processing. The deadline of a certain month is one month after the reference period, which means the end of the following month. The documents accepted after the deadline is considered as document of the following month. The method of carry over was very helpful to speed up data processing, beside that it was researched that the method was not significantly affected by the carry over data.

6. KLASIFIKASI JENIS BARANG

Penggolongan barang didalam publikasi ini menggunakan Klasifikasi Tarif Indonesia 2017 yang didasarkan atas *Harmonized System (HS)*.

7. PERIODE REFERENSI

Periode penentuan ekspor adalah tanggal diberikannya izin muat barang tersebut oleh pejabat Bea & Cukai setelah diadakan pemeriksaan seperlunya.

8. NILAI BARANG

Nilai barang yang dicatat untuk statistik Ekspor adalah nilai FOB (US\$).

9. NEGARA TUJUAN

Yang dimaksud dengan negara tujuan adalah negara dimana barang tersebut akan dikonsumsi / diperdagangkan.

10. SATUAN BARANG

Sejak tahun 1975 ekspor

6. COMMODITY CLASSIFICATION

The classification of goods in this publication applies the 2017 Indonesia Tariff Classification, which is based on the Harmonized System (HS).

7. REFERENCE PERIOD

The period for export determination is the date of issuance of the Goods Loading Permit by the Customs & Excises official, after the necessary examination had been conducted.

8. COMMODITY VALUATION

The goods value recorded for the Export Statistics, is the FOB value (US\$).

9. COUNTRY OF DESTINATION

Country of destination is the country known at the time of dispatch to be the final country where goods are to be delivered

10. UNIT OF COMMODITY

Since 1975, export has been

disajikan dalam berat bersih (Kg) meskipun demikian untuk beberapa jenis barang disajikan pula buah, ekor, lembar, liter, dozen, pasang, unit dan sebagainya.

presented in net weight (kg); nevertheless, several types of goods are also presented in piece, sheet, litre, dozen pairs, units, etc.

11. PELABUHAN EKSPOR

Yang dimaksud dengan pelabuhan ekspor adalah pelabuhan dimana surat izin muat tersebut dikeluarkan.

11. PORT OF EXPORT

Port of export is the port where the Loading permit is issued.

ULASAN SINGKAT

BRIEF DESCRIPTION

A. Pendahuluan

Perdagangan luar negeri merupakan sektor ekonomi yang sangat berperan dalam menunjang pembangunan. Dari kegiatan ekspor dapat diperoleh devisa yang merupakan salah satu sumber dana untuk pembangunan.

Untuk meningkatkan ekspor, pemerintah telah mengeluarkan serangkaian kebijaksanaan seperti paket deregulasi. Inti dari paket deregulasi adalah pemerintah memperluas cakupan kelompok komoditi yang mendapat fasilitas dalam kerangka Perusahaan Eksportir Tertentu (PET).

Pada tahun 2019 kegiatan perdagangan luar negeri Kalimantan Timur khususnya ekspor mengalami penurunan sebesar 11,98 persen. Penurunan nilai ekspor Kalimantan Timur pada tahun 2019 apabila diamati dari golongan barang, disebabkan oleh penurunan yang signifikan sektor migas sebesar 43,37 persen terhadap tahun sebelumnya.

A. Introduction

Foreign trade is an economic factor which support the National Development. From the Export activities, the foreign exchange can be obtained which is regarded as one of the financial sources for development activities.

To increase the export, the Government has stipulated a set of policy like the deregulate package. The focus of the deregulates package is that Government expands the range of commodity group for some specific manufacturing export.

In 2019, Kalimantan Timur foreign trade activities, especially export, experienced to decreased by 11,98 percent. The decrease in value of exports of Kalimantan Timur in the year 2019 when observed from the commodity group, caused by the significant decrease in oil and gas (expecially) amounted to 43,37 percent againts the previous year.

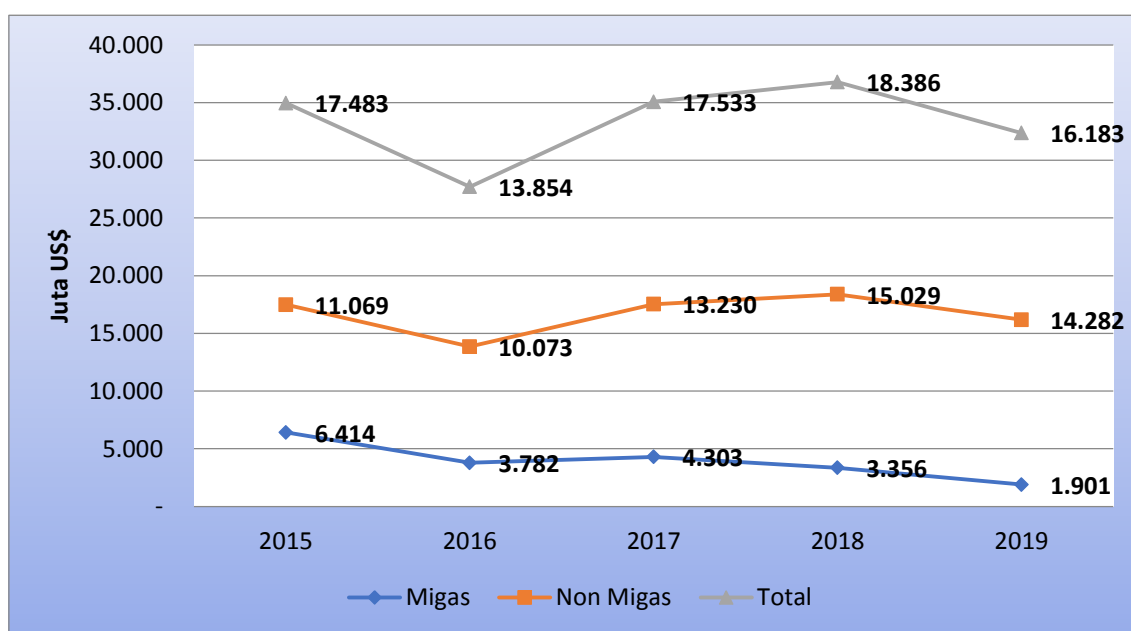
B. Perkembangan Ekspor

Perkembangan nilai ekspor Kalimantan Timur selama lima tahun terakhir rata-rata menunjukkan peningkatan. Namun Pada tahun 2018 dan tahun 2019, seperti pada grafik yang ditampilkan, nilai ekspor pada tahun 2019 mengalami penurunan sebesar 11,98 persen atau mencapai US\$ 16,18 miliar. Jika dilihat dari sektor, yang mengalami penurunan yang signifikan adalah sektor migas turun sebesar 43,37 persen atau mencapai US\$ 1,09 milyar.

B. Export Development

During last five years, the export value was increasing over time.. But in 2018 and 2019, as in the graph shown, the export value in 2018 experienced a decrease of 11,98 percent or reaching US\$ 16,18 billion. When viewed from the sector, the oil and gas sector decreased by 43,37% or reached US\$ 1,09 billion.

Grafik 1 Perkembangan Nilai Ekspor Provinsi Kalimantan Timur, Tahun 2015 - 2019
Graph Trend of Kalimantan Timur Export Value, 2015 - 2019



Sumber/Source : Dokumen PEB, kantor pos, catatan instansi, survei perdagangan lintas batas laut/PEB document, Post office, Agency notes, cross-border trade survey

C. Ekspor Kalimantan Timur Tahun 2019

Ekspor Kalimantan Timur tahun 2019 dimuat melalui 12 (dua belas) pelabuhan yang ada di Kalimantan Timur. Dari dua belas pelabuhan ekspor tersebut bila diamati dari peran masing-masing pelabuhan, maka pelabuhan Samarinda merupakan pelabuhan yang memuat barang ekspor terbesar pada tahun 2019 yakni sebesar 28,11 persen dari total nilai ekspor Kalimantan Timur, atau senilai US\$ 4,55 milyar dengan komoditi ekspor terbesar berupa komoditi non migas. Pelabuhan yang memuat komoditi ekspor terbesar kedua dan ketiga adalah pelabuhan Bontang dan Tanjung Bara, KL dengan nilai ekspor sebesar US\$ 3,22 milyar dan US\$ 2,78 milyar atau 19,94 persen dan 17,20 persen dari total nilai ekspor Kalimantan Timur tahun 2019. Selebihnya dimuat dari pelabuhan-pelabuhan lainnya yang dapat dilihat pada Tabel A.

C. Kalimantan Timur Export in 2019

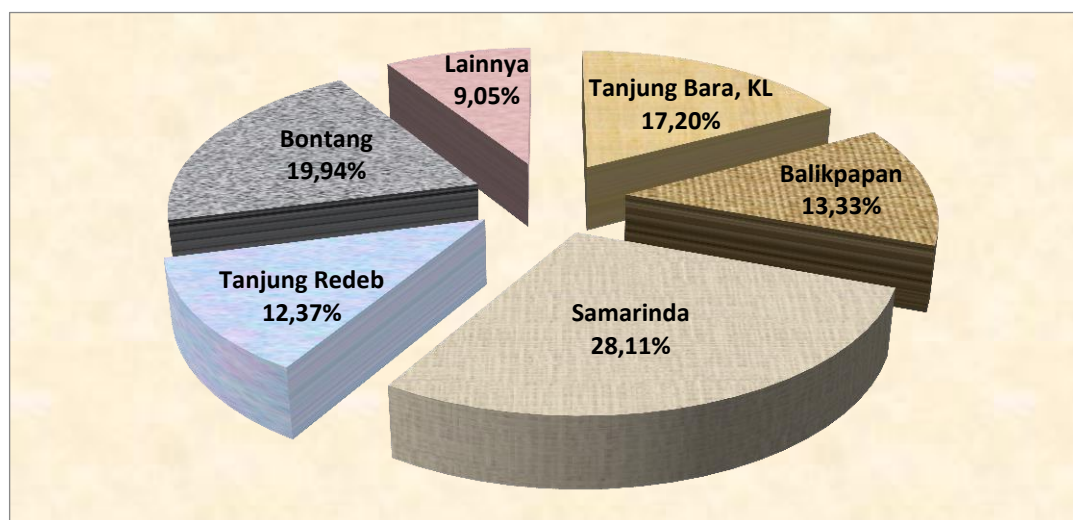
In the year of 2019, Kalimantan Timur export was loaded through 12 (twelve) ports available in Kalimantan Timur. Out of twelve export ports, as viewed from each port activities, Samarinda Port was regarded as the biggest port containing of 28,11 percent of export commodity, which reached US\$ 4,55 billion, was non oil material. Port that contains the second largest export commodity and the third is the port of Bontang and Tanjung Bara, KL which US\$ 3,22 billion and US\$ 2,78 billion or 19,94 percent and 17,20 percent of the total export value of Kalimantan Timur in 2019. The remaining export commodity was loaded by other ports as shown in Table A.

Tabel A Berat dan Nilai Ekspor Provinsi Kalimantan Timur Menurut Pelabuhan Utama, Tahun 2019
Weight and Value of Kalimantan Timur Export by Major Port of Exportation, 2019

No	Pelabuhan Port	Berat (Kg) Weight (Kg)	Nilai (US\$) Value (US\$)	Peranan (%) Percentage (%)	
				Berat Weight	Nilai Value
(1)	(2)	(3)	(4)	(5)	(6)
1.	Samarinda	92 858 407 861	4 549 388 295	35,50	28,11
2.	Bontang	19 678 737 294	3 226 376 126	7,52	19,94
3.	Tanjung Bara, KL	50 036 093 500	2 783 477 866	19,13	17,20
4.	Balikpapan	23 112 523 127	2 156 724 192	8,84	13,33
5.	Tanjung Redeb	39 148 542 947	2 002 054 246	14,97	12,37
6.	Lainnya/ <i>Others</i>	36 749 363 488	1 465 186 160	14,05	9,05
Total/Total		261 583 668 216	16 183 206 884	100,00	100,00

Sumber/*Source* : Dokumen PEB, kantor pos, catatan instansi, survei perdagangan lintas batas laut/*PEB document, Post office, Agency notes, cross-border trade survey*

Grafik 2 Nilai Ekspor Provinsi Kalimantan Timur Menurut Pelabuhan Muat Utama, Tahun 2019 (Persen)
Kalimantan Timur Export Value by Major Port, 2019 (Percent)



Sumber/*Source* : Dokumen PEB, kantor pos, catatan instansi, survei perdagangan lintas batas laut/*PEB document, Post office, Agency notes, cross-border trade survey*

Barang-barang ekspor Kalimantan Timur tahun 2019 ditujukan ke berbagai negara di lima benua. Benua Asia merupakan tujuan ekspor terbesar dengan nilai mencapai US\$ 15,73 milyar atau sebesar 97,22 persen dari total nilai ekspor Kalimantan Timur. Berikutnya benua Afrika dan Eropa masing-masing senilai US\$ 0,21 milyar dan US\$ 0,14 milyar atau sebesar 1,27 persen dan 0,85 persen. Selebihnya di ekspor ke benua Amerika dan Australia masing-masing senilai US\$ 80,83 juta dan US\$ 26,71 juta atau 0,50 persen dan 0,17 persen.


In 2019, the export commodity of Kalimantan Timur were sent to many countries in five continents. Asia Continent was regarded as the largest export destination with the total value US\$ 15,73 billion or 97,22 percent from the total export value of Kalimantan Timur. The next were Africa and Europe which reached US\$ 0,21 billion and US\$ 0,14 billion or 1,27 percent and 0,85 percent. And the remaining continent of export destination was America and Australia which reached US\$ 80,83 million and US\$ 26,71 million respectively or 0,50 percent and 0,17 percent.

Tabel B Berat dan Nilai Ekspor Provinsi Kalimantan Timur Menurut Benua Tujuan, Tahun 2019
Weight and Value of Kalimantan Timur Export by Continent of Destination, 2019

No	Benua Continent	Berat (Kg) Weight (Kg)	Nilai (US\$) Value (US\$)	Peranan (%) Percentage (%)	
				Berat Weight	Nilai Value
(1)	(2)	(3)	(4)	(5)	(6)
1.	Asia/Asia	259 014 031 355	15 733 109 905	99,02	97,22
2.	Afrika/Africa	922 699 960	205 044 922	0,35	1,27
3.	Eropa/Europe	863 767 920	137 509 811	0,33	0,85
4.	Amerika/America	716 337 009	80 834 502	0,27	0,50
5.	Australia/Australia	66 831 973	26 707 745	0,03	0,17
Total/Total		261 583 668 216	16 183 206 884	100,00	100,00

Sumber/Source : Dokumen PEB, kantor pos, catatan instansi, survei perdagangan lintas batas laut/PEB document, Post office, Agency notes, cross-border trade survey

Grafik 3 Nilai Ekspor Provinsi Kalimantan Timur Menurut Benua Tujuan, Tahun 2019 (Persen)
Graph Kalimantan Timur Export Value by Continent of Destination, 2019 (percent)



Sumber/Source : Dokumen PEB, kantor pos, catatan instansi, survei perdagangan lintas batas laut/PEB document, Post office, Agency notes, cross-border trade survey

Menurut negara tujuan ekspor, maka China merupakan negara tujuan ekspor terbesar Kalimantan Timur dengan nilai US\$ 4,32 milyar atau sebesar 26,67 persen dari total nilai ekspor. Kemudian disusul oleh negara India dan Jepang masing-masing dengan nilai ekspor sebesar US\$ 3,24 milyar dan US\$ 2,38 milyar atau sebesar 20,03 persen dan 14,71 persen.

As based on the destination countries, China was found as the largest one, with the total of value of US\$ 4,32 billion or 26,67 percent of the total export value. The next were India and Japan US\$ 3,24 billion and US\$ 2,38 billion or 20,03 percent and 14,71 percent respectively, followed by other countries.

Tabel C Berat dan Nilai Ekspor Provinsi Kalimantan Timur Menurut Negara Tujuan Utama, Tahun 2019
Weight and Value of Kalimantan Timur Export by Country of Destination, 2019

No	Negara Country	Berat (Kg) Weight (Kg)	Nilai (US\$) Value (US\$)	Peranan (%) Percentage (%)	
				Berat Weight	Nilai Value
(1)	(2)	(3)	(4)	(5)	(6)
1.	China/China	79 590 571 363	4 316 448 830	30,43	26,67
2.	India/India	72 096 435 381	3 240 842 751	27,56	20,03
3.	Jepang/Japan	16 803 710 078	2 380 064 379	6,42	14,71
4.	Malaysia/Malaysia	14 513 026 877	1 177 037 399	5,55	7,27
5.	Lainnya/Others	78 579 924 517	5 068 813 525	30,04	31,32
Total/Total		261 583 668 216	16 183 206 884	100,00	100,00

Sumber/Source : Dokumen PEB, kantor pos, catatan instansi, survei perdagangan lintas batas laut/PEB document, Post office, Agency notes, cross-border trade survey

Menurut 21 golongan barang *Harmonized System (HS)*, produk mineral adalah golongan barang yang paling dominan diekspor dari Kalimantan Timur. Pada tahun 2019 produk mineral nilai ekspornya mencapai US\$ 14,14 milyar atau sebesar 87,34 persen dari total nilai ekspor Kalimantan Timur. Golongan barang dengan nilai ekspor terbesar berikutnya adalah Lemak, minyak, malam nabati dan hewani sebesar US\$ 887,42 juta (5,48%), Produk

As based on 21 HS Commodity group, mineral products as the largest one with the total value US\$ 14,14 billion or 87,34 percent of the export total. The next were Product of Fats, Oils, waxes of animals/vegetable which US\$ 887,42 million (5,48%), chemical or allied industries which US\$ 746,82 million (4,61%), Live animals, animal product which US\$ 232,13 million (1,43%) and Wood and its articles, plaiting materials which US\$ 83,13 million (0,51%). Outside of these five

industri kimia senilai US\$ 746,82 juta (4,61%), Binatang hidup, Produk hewani sebesar US\$ 232,13 juta (1,43%) dan Kayu, barang dari kayu, barang anyaman senilai US\$ 83,13 juta (0,51%). Di luar lima golongan barang tersebut, golongan barang lainnya memiliki total nilai ekspor sebesar US\$ 98,63 juta (0,61%).

commodity group, other commodity group have a total value of eksport amounted to US\$ 98,63 million (0,61%).

Tabel D Berat dan Nilai Ekspor Provinsi Kalimantan Timur Menurut 21 Golongan Barang Utama, Tahun 2019
Weight and Value of Kalimantan Timur Export by Major 21 Commodity Group, 2019

Golongan Barang <i>Commodity Group</i>	Berat (Kg) <i>Weight (Kg)</i>	Nilai (US\$) <i>Value (US\$)</i>	Peranan (%) <i>Percentage (%)</i>	
			Berat <i>Weight</i>	Nilai <i>Value</i>
05 Mineral products	248 492 302 091	14 135 076 380	95,00	87,34
03 Fats, oils, waxes of animals/vegetable	3 622 699 947	887 423 608	1,38	5,48
06 Product of chemical or allied industries	4 690 758 799	746 817 982	1,79	4,61
01 Live animals, animal product	4 347 490 207	232 132 501	1,66	1,43
09 Wood and its articles, plaiting materials	84 955 572	83 129 500	0,03	0,51
The others	345 461 601	98 626 912	0,13	0,61
Total	261 583 668 216	16 183 206 884	100,00	100,00

Sumber/*Source* : Dokumen PEB, kantor pos, catatan instansi, survei perdagangan lintas batas laut/*PEB document, Post office, Agency notes, cross-border trade survey*

Selain berdasarkan 21 golongan barang, ekspor Kalimantan Timur bisa diamati menurut jenis barangnya (HS). Jenis barang ekspor terbesar dari Kalimantan Timur adalah batu bara, dihancurkan maupun tidak, tetapi tidak diaglomerasi, batu bara lainnya yakni sebesar 49,44 persen dengan nilai US\$ 8,00 milyar, disusul oleh gas alam, dicairkan dan batu bara, dihancurkan maupun tidak, tetapi tidak diaglomerasi, bituminous coal, batu bara bahan bakar masing-masing senilai US\$ 1,83 milyar dan US\$ 1,81 milyar atau sebesar 11,32 persen dan 11,20 persen dari total nilai ekspor Kalimantan Timur tahun 2019.

Kalimantan Timur export can also be seen from its commodity classification (HS). Out of the total export, the largest of export commodity was Coal, whether or not pulverised, but not agglomerated, other coal (49,44 percent) which reached US\$ 8,00 billion, and followed by Liquefied, natural gas and Coal, whether or not pulverised, but not agglomerated, bituminous coal, coking coal which reached US\$ 1,83 billion and US\$ 1,81 billion or 11,32 percent and 11,20 percent respectively of the total value of East Kalimantan exports in 2019.

Tabel E Berat dan Nilai Ekspor Provinsi Kalimantan Timur Menurut Komoditi (HS 8 Digit) Utama, Tahun 2019
Weight and Value of Kalimantan Timur Export by Major Commodity 8 Digit HS, 2019

Komoditi	Berat (Kg)	Nilai (US\$)	Peranan (%)	
			Berat	Nilai
27011900 Batu bara, dihancurkan maupun tidak, tetapi tidak diaglomerasi, batu bara lainnya/ <i>Coal, whether or not pulverised, but not agglomerated, Other coal</i>	175 415 484 713	8 001 013 184	67,06	49,44
27111100 Dicairkan, gas alam/ <i>Liquefied, natural gas</i>	4 045 784 298	1 831 524 807	1,55	11,32

27011210	Batu bara, dihancurkan maupun tidak, tetapi tidak diaglomerasi, bituminous coal, batu bara bahan bakar/ <i>Coal, whether or not pulverised, but not agglomerated, bituminous coal, coking coal</i>	24 431 390 000	1 811 913 564	9,34	11,20
27011290	Batu bara lainnya, dihancurkan maupun tidak, tetapi tidak diaglomerasi, bituminous coal/ <i>Coal, whether or not pulverised, but not agglomerated, bituminous coal</i>	28 310 325 695	1 782 994 710	10,82	11,02
27021000	Lignit, dihancurkan maupun tidak, tetapi tidak diaglomerasi/ <i>Lignite, whether or not pulverised, but not agglomerated</i>	24 273 670 011	812 079 216	9,28	5,02
15119037	Fraksi cair dari minyak kelapa sawit yang dimurnikan, dengan nilai iodine 55 atau lebih tetapi kurang dari 60/ <i>Liquid fractions of refined palm oil, with iodine value 55 or more but less than 60</i>	896 497 087	461 426 497	0,34	2,85
31021000	Urea, baik panas atau panas dalam larutan/ <i>Urea, whether or not in aqueous solution</i>	1 281 522 048	338 437 955	0,49	2,09
28141000	Amonia anhidrat/ <i>Anhydrous ammonia</i>	948 634 617	235 371 967	0,36	1,45
	Lainnya/ <i>Others</i>	1 980 359 747	908 445 003	0,76	5,61
Total/Total		261 583 668 216	16 183 206 884	100,00	100,00

Sumber/Source : Dokumen PEB, kantor pos, catatan instansi, survei perdagangan lintas batas laut/PEB document, Post office, Agency notes, cross-border trade survey

LAMPIRAN/ *APPENDIX*

<https://kaltim.bps.go.id>

Tabel 1 : Perkembangan Nilai Ekspor Migas dan Non Migas Provinsi Kalimantan Timur (US\$ 000), 2015-2019
Table 1 : Trend of Kalimantan Timur Export Value by Commodity Group (Oil & Gas and Non Oil & Gas) (US\$ 000), 2015-2019

Tahun Year	Migas Oil & Gas	Non Migas Non Oil & Gas	Total Total
(1)	(2)	(3)	(4)
2015	6 414 166	11 069 108	17 483 274
2016	3 781 666	10 072 707	13 854 373
2017	4 302 825	13 230 030	17 532 855
2018	3 356 377	15 029 357	18 385 734
2019	1 900 719	14 282 487	16 183 207

Sumber/Source : Dokumen PEB, kantor pos, catatan instansi, survei perdagangan lintas batas laut/PEB document, Post office, Agency notes, cross-border trade survey

Tabel 2 : Laju Pertumbuhan Nilai Ekspor Provinsi Kalimantan Timur (%), 2015 – 2019
Table 2 : Growth Rate of Kalimantan Timur Export Value (%), 2015 – 2019

Tahun Year	Laju Pertumbuhan (%) Growth Rate (%)		
	Migas Oil & Gas	Non Migas Non Oil & Gas	Total Total
(1)	(2)	(3)	(4)
2015	-40,98	-19,82	-29,14
2016	-41,04	-9,00	-20,76
2017	13,78	31,35	26,55
2018	-22,00	13,60	4,68
2019	-43,37	-4,97	-11,98

Sumber/Source : Dokumen PEB, kantor pos, catatan instansi, survei perdagangan lintas batas laut/PEB document, Post office, Agency notes, cross-border trade survey

Tabel 3 : Nilai Ekspor Provinsi Kalimantan Timur Menurut Pelabuhan Muat dan Golongan Barang 2019 (FOB US\$)
Table 3 : *Export Value of Kalimantan Timur by Port and Commodity Group 2019 (FOB US\$)*

Pelabuhan Muat <i>Exportation Port</i>	Migas <i>Oil & Gas</i>	Non Migas <i>Non Oil & Gas</i>	Total <i>Total</i>
(1)	(2)	(3)	(4)
KARIANGAU	-	169 261	169 261
SANTAN TERMINAL, KL	12 626 820	-	12 626 820
TANJUNG BARA, KL	-	2 783 477 866	2 783 477 866
BALIKPAPAN	212 276 157	1 944 448 035	2 156 724 192
SAMARINDA	7 536	4 549 380 759	4 549 388 295
TANJUNG REDEP	-	2 002 054 246	2 002 054 246
PASIR/TANAH GROGOT	-	724 664	724 664
TANJUNG SANGATA	-	9 801 800	9 801 800
SEPINGGAN (U)	506	2 895 584	2 896 090
BONTANG	1 675 808 406	1 550 567 720	3 226 376 126
ADANG BAY	-	1 072 002 541	1 072 002 541
SANGKULIRANG	-	366 964 985	366 964 985
TOTAL EKSPOR	1 900 719 425	14 282 487 459	16 183 206 884

Sumber/*Source* : Dokumen PEB, kantor pos, catatan instansi, survei perdagangan lintas batas laut/*PEB document, Post office, Agency notes, cross-border trade survey*

Tabel 4 : Berat dan Nilai Ekspor Menurut Pelabuhan Muat Provinsi Kalimantan Timur, 2019
Table 4 : *Weight and Value of Kalimantan Timur Export by Port, 2019*

Pelabuhan Muat Exportation Port	Berat (Kg) Weight (Kg)	Nilai FOB (US\$) FOB Value (US\$)
(1)	(2)	(3)
KARIANGAU	182 460	169 261
SANTAN TERMINAL, KL	19 477 503	12 626 820
TANJUNG BARA, KL	50 036 093 500	2 783 477 866
BALIKPAPAN	23 112 523 127	2 156 724 192
SAMARINDA	92 858 407 861	4 549 388 295
TANJUNG REDEP	39 148 542 947	2 002 054 246
PASIR/TANAH GROGOT	1 817 060	724 664
TANJUNG SANGATA	108 801 000	9 801 800
SEPINGGAN (U)	353 887	2 896 090
BONTANG	19 678 737 294	3 226 376 126
ADANG BAY	24 354 945 038	1 072 002 541
SANGKULIRANG	12 263 786 540	366 964 985
TOTAL EKSPOR TOTAL EXPORT	261 583 668 216	16 183 206 884

Sumber/Source : Dokumen PEB, kantor pos, catatan instansi, survei perdagangan lintas batas laut/PEB document, Post office, Agency notes, cross-border trade survey

Tabel 5 : Berat dan Nilai Ekspor Provinsi Kalimantan Timur Menurut Benua, 2019
Table 5 : *Weight and Value of Kalimantan Timur Export by Continent of Destination, 2019*

Benua Tujuan <i>Continent of Destination</i>	Berat (Kg) <i>Weight (Kg)</i>	Nilai FOB (US\$) <i>FOB Value (US\$)</i>
(1)	(2)	(3)
ASIA/ASIA	259 014 031 355	15 733 109 905
AUSTRALIA/AUSTRALIA	66 831 973	26 707 745
EROPA/EUROPE	863 767 920	137 509 811
AMERIKA/AMERICA	716 337 009	80 834 502
AFRIKA/AFRICA	922 699 960	205 044 922
TOTAL EKSPOR TOTAL EXPORT	261 583 668 216	16 183 206 884

Sumber/*Source* : Dokumen PEB, kantor pos, catatan instansi, survei perdagangan lintas batas laut/*PEB document, Post office, Agency notes, cross-border trade survey*

Tabel 6 : Berat dan Nilai Ekspor Provinsi Kalimantan Timur Menurut Negara Tujuan, 2019
Table 6 : Weight and Value of Kalimantan Timur Export by Country of Destination, 2019

Negara Tujuan <i>Country of Destination</i>	Berat (Kg) <i>Weight (Kg)</i>	Nilai FOB (US\$) <i>FOB Value (US\$)</i>
(1)	(2)	(3)
JAPAN	16 803 710 078	2 380 064 379
HONG KONG	2 829 219 944	175 556 475
KOREA, REPUBLIC OF	15 423 590 283	832 985 273
TAIWAN	14 100 689 593	1 046 511 199
CHINA	79 590 571 363	4 316 448 830
PAPUA NEW GUINEA	19 052 165	10 329 509
THAILAND	10 965 030 687	586 409 719
SINGAPORE	607 406 000	121 415 129
PHILIPPINES	15 322 207 684	913 459 118
MALAYSIA	14 513 026 877	1 177 037 399
MYANMAR	75 860 000	3 873 713
CAMBODIA	105 797 000	6 178 959
BRUNEI DARUSSALAM	594 979 000	30 517 693
LAO PEOPLES DEMOCRATIC REPUBLIC	3 381	22 879
VIET NAM	8 642 743 742	378 486 429
MALDIVES	160 000	874 250
INDIA	72 096 435 381	3 240 842 751
PAKISTAN	1 073 708 055	133 978 990
BANGLADESH	5 834 570 778	315 221 194
SRI LANKA	210 509 950	23 153 698
SAUDI ARABIA	13 016 164	11 335 995
OMAN	7 204 270	6 513 822
TURKEY	309	6 485
UNITED ARAB EMIRATES	184 538 255	21 885 730
QATAR	396	284
MOROCCO	1 000 000	635 000

Negara Tujuan <i>Country of Destination</i>	Berat (Kg) <i>Weight (Kg)</i>	Nilai FOB (US\$) <i>FOB Value (US\$)</i>
(1)	(2)	(3)
TUNISIA	193	15 302
TANZANIA, UNITED REP. OF	397 000	783 250
MOZAMBIQUE	38 440 192	11 740 754
EQUATORIAL GUENIA	180	747
GHANA	65	282
SOUTH AFRICA	26 994 343	13 532 410
AUSTRALIA	314 183 035	98 954 472
NEW ZEALAND	549 456 085	37 398 378
MICRONESIA, FEDERATED STATES OF	84 000	688 123
FIJI	44 800	468 837
UNITED STATES	654 670 968	64 778 116
CANADA	258	5 015
MEXICO	29 323 528	7 642 385
COLOMBIA	32 342 255	8 408 986
UNITED KINGDOM	17 218	669 916
NETHERLANDS	56 982 116	24 122 608
FRANCE	4 000 604	1 904 203
GERMANY, FED. REP. OF	2 449	12 564
SWITZERLAND	54 242 000	1.906.064
NORWAY	1 180	43.931
SWEDEN	913	3 760
ITALY	118 087 836	60 401 121
SPAIN	366 179 931	95 028 499
SLOVENIA	323 177 000	20 891 456
RUSSIA FEDERATION	8 713	60 800
TOTAL EKSPOR <i>TOTAL EXPORT</i>	261 583 668 216	16 183 206 884

Sumber/*Source* : Dokumen PEB, kantor pos, catatan instansi, survei perdagangan lintas batas laut/*PEB document, Post office, Agency notes, cross-border trade survey*

Tabel 7 : Berat dan Nilai Ekspor Provinsi Kalimantan Timur Menurut 21 Golongan Barang, 2019
Table 7 : *Weight and Value of Kalimantan Timur Export by 21 Commodity Group, 2019*

HS	Uraian Golongan Barang <i>Group Description</i>	Berat (Kg) <i>Weight (Kg)</i>	Nilai FOB (US\$) <i>FOB Value (US\$)</i>
(1)	(2)	(3)	(4)
1	Live animals, animal product	4 347 490 207	232 132 501
2	Vegetable product	134 155 844	58 139 926
3	Fats, Oils, waxes of animals/vegetable	3 622 699 947	887 423 608
4	Foodstuffs, beverages, spirits and tobacco	25 521 480	5 281 787
5	Mineral products	248 492 302 091	14 135 076 380
6	Product of chemical or allied industries	4 690 758 799	746 817 982
7	Plastics, rubber and articles thereof	177 850 814	4 073 715
8	Raw hides, skins, leather and articles	5	105
9	Wood and its articles, plaiting materials	84 955 572	83 129 500
10	Pulp, paper and articles thereof	82	2 940
11	Textiles and textile articles	513 273	2 937 294
12	Footwear, umbrellas, artificial flowers	1 003	183
13	Cement, plaster, ceramic product, glass	1 000	111
15	Base metals and articles thereof	2 969 915	11 476 180
16	Machinery, electrical, electronic equipments	3 252 192	11 767 964
17	Vehicles, aircraft, vessels, etc	1 148 770	4 172 447
18	Optical, photographics, musical instruments, etc	11 077	501 753
20	Miscellaneous manufactured articles	36 102	272 307
21	Works of art, antiques etc	45	200
TOTAL EKSPOR TOTAL EXPORT		261 583 668 216	16 183 206 884

Sumber/*Source* : Dokumen PEB, kantor pos, catatan instansi, survei perdagangan lintas batas laut/*PEB document, Post office, Agency notes, cross-border trade survey*

Tabel 8 : Berat dan Nilai Ekspor Provinsi Kalimantan Timur Menurut Golongan Barang (HS) 2 Digit, 2019
Table 8 : Weight and Value of Kalimantan Timur Export by Commodity 2 Digit HS, 2019

HS	Uraian Golongan Barang Group Description	Berat (Kg) Weight (Kg)	Nilai FOB (US\$) FOB Value (US\$)
(1)	(2)	(3)	(4)
1	Live animals	866 834 988	60 225 367
3	Fish and crustaceans, Molluscs and other aquatic invertebrates	3 480 655 219	171 907 134
6	Live trees and other plants; bulbs, roots and the like; cut flowers and ornamental foliage	4	167
8	Edible fruits and nuts; peel of citrus fruit or melons	20 000	2 130
12	Oil seeds and oleaginous fruits; miscellaneous grains, seed, and fruits; industrial or medical plants; straw and fodder	69 599 574	33 025 577
14	Vegetable plaiting materials; vegetable products not elsewhere specified or included	64 536 266	25 112 053
15	Animal or vegetable fats and oils and their cleavage products; prepared edible fats; animal or vegetable waxes	3 622 699 947	887 423 608
23	Residues and waste from the food industries; prepared animal fodder	25 521 480	5 281 787
25	Salts; sulphur; earths and stone; plastering materials, lime and cement	1	1
27	Mineral fuels, mineral oils and products of their distillation; bituminous substances; mineral waxes	248 492 302 090	14 135 076 379
28	Inorganic chemicals; organic or inorganic compounds of precious metals, of rare-earth, of radioactive elements or of isotopes	1 098 964 085	229 471 007
29	Organic chemicals	304 770 668	63 523 445
31	Fertilizers	2326 533 909	366 165 661
32	Tanning or dyeing extracts, tannins and their derivatives; dyes, pigments and other colouring matter; paints and varnishes; putty and other mastics; ink	418 198 000	14 569 376
33	Essential oils and resinoids; perfumery, cosmetic or toilet preparatio	6	351

HS	Uraian Golongan Barang <i>Group Description</i>	Berat (Kg) <i>Weight (Kg)</i>	Nilai FOB (US\$) <i>FOB Value (US\$)</i>
(1)	(2)	(3)	(4)
34	Soap, organic surfasce-active agents, washing, and lubricating preparation, artificial waxes, prepared waxes, polishing or scouring preparations, candles and similar articles, modelling pastes, "dental waxes" and dental preparations with a basis of plaster	11 822	2 964
38	Miscellaneous chemical products	542 280 310	73 085 178
39	Plastics and articles thereof	177 830 574	3 840 364
40	Rubber and articles thereof	20 240	233 350
42	Articles of leather; saddlery and harness; travel goods, handbags and similar containers; articles of animal gut (other than silk-worm gut)	5	105
44	Wood and articles of wood; wood charcoal	84 955 572	83 129 500
48	Paper and paperboard; articles of paper pulp or of paper/paperboard	5	2 000
49	Printed books, newspapers, pictures, and other products of the printing industry, manuscripts, typescripts and plans	77	940
56	Wadding, felt, and non-wovens; special yarn; twine, cordage, ropes and cables and articles thereof	509 857	2 922 465
62	Articles of apparel and clothing accessories, not knitted or crocheted	1 022	285
63	Other made up textile articles; sets; worn clothing and worn textile articles; rags	2 394	14 545
64	Footwear, gaiters and the like; parts of such articles	1 000	50
65	Headgear and parts thereof	3	133
68	Articles of stone, plaster, cement, asbestos, mica or similar material	1 000	111
72	Iron and steel	299	200
73	Articles of iro and steel	2 946 223	10 955 101

HS	Uraian Golongan Barang <i>Group Description</i>	Berat (Kg) <i>Weight (Kg)</i>	Nilai FOB (US\$) <i>FOB Value (US\$)</i>
(1)	(2)	(3)	(4)
74	Cooper and articles thereof	202	23 392
76	Aluminium and articles thereof	9 200	20 134
82	Tools, implements, cutlery, spoon and forks, of base metal and parts thereof of base metal	7 620	368 768
83	Miscellaneous articles of base metal	6 372	108 585
84	Nuclear reactors, boilers, machinery and mechanical appliances; parts thereof	3 214 126	11 603 107
85	Electrical machinery and equipments and parts thereof; sound recorders/reproducers, television image and sound recorders and reproducers and parts and accessories of such articles	38 066	164 856
86	Railway and tramway locomotive, mechanical traffic, and all kinds	1 100	8 000
87	Vehicles other than railway/tramway rolling-stock, and parts and accessories thereof	16 676	164 235
88	Aircraft, spacecraft, and parts thereof	1 345	387 350
89	Ships, boat, and floating structures	1 129 650	3 612 861
90	Optical, photographic, cinematographic, measuring, checking, precision, medical or surgical instruments and apparatus; parts and accessories thereof	11 076	501 746
91	Clocks and watches and parts thereof	1	7
94	Furnitures, bedding, mattresses, mattress supports, cushions and stuffed furnishing; lamps and lighting fittings, Not elsewhere specified or included; iluminated signs, iluminated name plates and the like; prefabricated buildings	36 033	272 106
95	Toys, games and sports requisiters; parts and accessories thereof	25	193
96	Miscellaneous manufactured articles	44	8

HS	Uraian Golongan Barang <i>Group Description</i>	Berat (Kg) <i>Weight (Kg)</i>	Nilai FOB (US\$) <i>FOB Value (US\$)</i>
(1)	(2)	(3)	(4)
97	Works of arts, collectors' piece and antiques	45	200
TOTAL EKSPOR TOTAL EXPORT		261 583 668 216	16 183 206 884

Sumber/*Source* : Dokumen PEB, kantor pos, catatan instansi, survei perdagangan lintas batas laut/*PEB document, Post office, Agency notes, cross-border trade survey*

<https://kaltim.bps.go.id>

Tabel 9 : Berat dan Nilai Ekspor Provinsi Kalimantan Timur Menurut Komoditi (HS) 8 Digit, 2019
Table 9 : Weight and Value of Kalimantan Timur Export by Commodity 8 Digit HS, 2019

HS	Uraian Golongan Barang <i>Group Description</i>	Berat (Kg) <i>Weight (Kg)</i>	Nilai FOB (US\$) <i>FOB Value (US\$)</i>
(1)	(2)	(3)	(4)
01062000	Live reptiles (including snakes and turtles)	13 200	39 600
03011195	Arowanas (<i>Scleropages formosus</i>)	490	4 479
03019952	Grouper	32 500	210 650
03024900	Oth fish e.g Makarel Indian, seerfishes, jacks, crevalles, silver pomfrets etc, excl edible fish offal of s0302.91-0302.99	361	1 025
03028911	Grouper, fresh or chilled, excluding edible fish offal	24 070	74 979
03028917	Black pomfrets (<i>Parastromatus niger</i>), fresh or chilled, excluding edible fish offal	1 342	5 621
03028919	Oth Marine fish, nec in heading 0302891, fresh/chilled, excl fillets, fish meat of 0304, edible fish offal of 030291-299	77 729	362 228
03035920	Silver pomfrets (<i>Pampus spp</i>), frozen, excl fillets, edible fish offal of subheadings 0303.91 to 0303.99	9	26
03061719	Giant tiger prawns (<i>Penaeus monodon</i>) with head, frozen, fit for human consumption	247	1 472
03063300	Crabs, live, fresh or chilled	164 254	656 327
03063631	Giant tiger prawns (<i>Penaeus monodon</i>), fresh or chilled	1 739	5 906
03063639	Other shrimps and prawns, fresh or chilled	2 929	15 273
03089090	Flours, meals and pellets of aquatic invertebrates oth than crustaceans and molluscs, fit for human consumption	11	8
06029090	Mushroom spawn	3	94
06042090	Foliage, branches & oth parts of plants, wo flowers/flower buds, & grasses, suitable for bouquets, fresh	1	73
08031000	Bananas, including plantains, fresh or dried	20 000	2 130
12071030	Kernels	18 608 390	4 584 243

HS	Uraian Golongan Barang <i>Group Description</i>	Berat (Kg) <i>Weight (Kg)</i>	Nilai FOB (US\$) <i>FOB Value (US\$)</i>
(1)	(2)	(3)	(4)
12119098	oth plants and part of plants used primarily in not pharmacy, in cut, crushed or powdered form	1 518	4 287
14049091	Palm kernel shells	41 892 251	2 906 574
15111000	Crude palm oil	459 725 187	226 986 998
15119020	Refined palm oil	186 022 433	96 023 711
15119031	Solid fractions of refined palm oil, with iodine value 30 or more, but less than 40	110 261 841	56 400 721
15119032	Solid fractions of refined palm oil, with iodine value exceeding 40	4	2
15119036	Liquid fractions of refined palm oil, in packing of a net weight not exceeding 25 kg	7	1
15119037	Liquid fractions of refined palm oil, with iodine value 55 or more but less than 60	896 497 087	461 426 479
15119039	Liquid fractions of refined palm oil, in packing of a net weight exceeding 25 kg, with iodine value more than 60	34	12
15132110	Crude oil of palm kernel	10 341 418	5 773 665
15132995	Palm kernel oil, RBD	3	4
15180019	oth fats & oil & its fractions, boiled/oxidised/dehydrated/sulphurised/blown/polymerised /chemically modified	36 900	24 723
15200010	Crude glycerol	41 970 755	7 924 415
23066010	Palm nuts or kernels, ground or in the form of pellets	11 287 570	905 753
23066090	Palm nuts or kernels, oth than ground or in the form of pellets	3 458 001	1 158 415
23069090	oth than maize (corn) germ	519 540	131 264
25162020	Sandstone merely cut, by sawing or otherwise, into blocks or slabs of a rectangular (including square) shape	1	1
27011210	Coal, whether or not pulverised, but not agglomerated ,bituminous coal ,coking coal	24 431 390 000	1 811 913 564

HS	Uraian Golongan Barang <i>Group Description</i>	Berat (Kg) <i>Weight (Kg)</i>	Nilai FOB (US\$) <i>FOB Value (US\$)</i>
(1)	(2)	(3)	(4)
27011290	Other coal, whether or not pulverised, but not agglomerated ,bituminous coal	28 310 325 695	1 782 994 710
27011900	Coal, whether or not pulverised, but not agglomerated ,other coal	175 415 484 713	8 001 013 184
27012000	Briquettes, ovoids & similar solid fuels manufactured from coal	23	5
27021000	Lignite, whether or not pulverised, but not agglomerated	24 273 670 011	812 079 216
27090020	Condensates	19 477 503	12 626 820
27101943	Other lubricating oils	19 519	14 680
27101944	Lubricating greases	2 400	1 700
27101990	Other of diesel fuel, fuel oils	122	588
27102000	Petroleum oils and obtained from bituminous minerals(oth then crude), con	7	15
27111100	Liquefied,natural gas	4 045 784 298	1 831 524 807
27129010	Other Paraffin wax	13	2
27139000	Other residues of petroleum oils or of oils obtained from bituminous minerals	509 665 569	225 445 120
28141000	Anhydrous ammonia	948 634 617	235 371 967
28182000	Aluminium oxide, other than artificial corundum	274	131
28183000	Aluminium hydroxide	178	58
29051100	Methanol (methyl alcohol)	292 559 620	63 259 015
29053100	Ethylene glycol (ethanediol)	75	104
31021000	Urea, whether or not in aqueous solution	1 281 522 048	338 437 955
31023000	Ammonium nitrate, whether or not in aqueous solution	39 992 000	17 573 902

HS	Uraian Golongan Barang <i>Group Description</i>	Berat (Kg) <i>Weight (Kg)</i>	Nilai FOB (US\$) <i>FOB Value (US\$)</i>
(1)	(2)	(3)	(4)
32099000	Paints&varn incl enamels&lacq based on synth poly or chem mod nat poly,disprsd in a wtr med,exc bsd on acrylc/vinyl poly	65 000	1 900
33049990	Oth than anti-acne creams and oth face or skin creams & lotions	5	316
33079040	Other perfumery or cosmetics, including depilatories	1	35
34031111	Liquid lubricating oil prep, for treatm of textile,or oth material, cont petrol	11 800	2 960
34039919	Oth liquid for other purpose not cont petroleum oil or bituminous mineral oil	22	4
38119010	Other than additives for lubricating oils, prevention rust or corrosion inhibitors	126	567
38151900	The supported catalyts, other than HS 3815.11.00 - 3815.12.00	11	30
38231920	Industrial monocarboxylic fatty acids, acid oils from refining , other , Palm fatty acid distillate	81 331 015	34 746 154
38244000	Prepared additives for cements, mortars or concretes	18	297
38256900	Other wastes from chemical or allied industries other mainly containing organic constituents	2 808 197	2 808
38260022	Biodiesel, not containing petroleum oil,Coconut methyl ester (CME),With ester alkyl content exceeding 98 %	52 852 814	32 108 143
38260029	Biodiesel contain noPetroleum oil,palmMethylEster(incl palm kernelmethylester)inAdditionthealkylEster Contentof96.5%-98%	3	16
39069099	Other Sodium polyacrylate not in dispersion	22	4
39172929	Tube,pipe/hose,rigid,oth plastic,unfurther worked thn merely surface work other than HS 3917.29.21 - 3917.29.25	300	6 500
39173999	Other tubes, pipes and hoses other than 3917.39.91-94	113	2 000
39199099	Self-adhesive plates, sheets, film, foil, tape, strip and other flat shapes, not in rolls, except HS 3919.90-92	65	24
39235000	Stoppers, lids, caps and other closures	60	150
39262090	Articles of clothing accessories (including gloves, mittens & mitts)	3	73

HS	Uraian Golongan Barang <i>Group Description</i>	Berat (Kg) <i>Weight (Kg)</i>	Nilai FOB (US\$) <i>FOB Value (US\$)</i>
(1)	(2)	(3)	(4)
39269049	Other safety and protective devices	3	131
39269099	Other articles of plastics & other materials of headings 39.01 to 39.14. oth than 3926.10.00-3926.90.92	69	2 091
40091290	Tubes, pipes & hoses, vulcanised rubber o.t hard rubb, unreinforced/combined w/oth materials, w/their fittings, o.t 4009.12.10	1 225	7 276
40093199	Oth thn fuel hoses, heater hoses & water hoses, of a kind used on motor vehicles of heading 87.02, 87.03, 87.04 or 87.11	8	84
40094290	Tubes, pipes and hoses, of vulcanised rubber other than 4009 42 10-20	11 581	147 919
40122099	Used pneumatic tyres of rubber, other than 4012.20.10-4012.20.91	1 642	8 110
40169110	Mats of vulcanised rubber other than hard rubber	22	10
40169190	Floor coverings other than 4016.90.10-4016.91.20 of vulcanised rubber other than hard rubber	3 000	305
40169320	Gaskets and o-rings, of a kind used on motor vehicles of heading 87.02, 87.03, 87.04 or 87.11	1 129	66 749
40169390	Gaskets, washers and other seals of vulcanised rubber other than hard rubber, other than 4016.93.10-4016.93.20	220	358
40169959	Oth articles a kind used in machinery/mechanical/electric appliances, or for oth technical uses, oth thn 40169951-40169954	50	367
40169999	Other articles of vulcanised rubber other than hard rubber, n.e.c in 4016	960	1 607
40170090	Articles of hard rubber other than 4017.00.10-20	405	567
42021990	Trunks, suit-cases, vanity-cases, executive-cases, brief-cases, school satchel & similar cntainer, outer srface oth paperboard	3	91
42022100	Handbags, whether/ not with shoulder strap, incld those without handle, outer surface of leather/ composition leather	2	14
44014000	Sawdust and wood waste and scrap, not agglomerated	17 204	1 724
44083920	Face veneer sheets of tropical wood other than Red Meranti, Light Red Meranti and Meranti Bakau	35	16

HS	Uraian Golongan Barang <i>Group Description</i>	Berat (Kg) <i>Weight (Kg)</i>	Nilai FOB (US\$) <i>FOB Value (US\$)</i>
(1)	(2)	(3)	(4)
44123100	Oth plywood,consis solely sheets of wood(exc bamboo),each ply <= 6 mm thick,w/at least one outer ply of tropical wood	64 872 436	66 447 452
44123900	Oth plywood,consis solely sheets of wood(exc bamboo),each ply <= 6 mm thick,w/at least one outer ply of coniferous wood	22 335 929	19 129 283
44129400	Oth plywood,consis solely of sheets of wood(oth thn bamboo),each ply >6 mm thickness,Blockboard,laminboard & battenboard	37 707	20 399
44129930	Oth ply,exc bamboo,each ply> 6 mm thick,oth thn blockboard,lamin&battenboard,w/at least one sidefaced w/oth tropicalwood	217 251	191 714
44129990	Other plywood, except bamboo, each ply more than 6 mm thickness, other than HS code 4412.99.10 - 4412.99.30	368 254	500 181
44219996	Barecore other than of bamboo	1 300 776	771 266
48195000	Other packing containers, including record sleeves	5	2 000
49111090	advertisiMaterial,comercialCatalog,apartCatalogues listing onlyeduca,technic,scient,histori/cultural books&publications	77	940
56074900	Other than twine, binder or baler twine, of polyethylene or polypropylene	10 192	1 079
56075090	Oth synthetic fibres, exc vbelt cord of manmade fibre treated, yarn size>10,000 decitex,for sealing pump,valve&article	499 500	2 921 236
56089090	Twine, cordage or rope, knotted netting, of other than man-made textiles,other than of Net bags	165	150
62034990	Men's or boys' trouser,bib & brace overall,breeche & shorts(oth swimwear) of other textile materials except silk	91	302
62043990	Women's or girls' jackets and blazers,of other textile materials except silk	1	0
62114990	Other garments,except of wool or fine animal hair,women's or girl's	5	39
62160010	Protective work gloves, mittens and mitts	1 000	50
63072000	Life-jackets & life-belts	20	80
63079090	Oth made up artcils excl umbrella covers/surgical masks/safety	2 374	14 465

HS	Uraian Golongan Barang <i>Group Description</i>	Berat (Kg) <i>Weight (Kg)</i>	Nilai FOB (US\$) <i>FOB Value (US\$)</i>
(1)	(2)	(3)	(4)
	harnesses/fans&handscreens/laces shoes,boots,corsets		
64034000	Oth footwear incorp protect metal toe cap with upper ofleathers	1 000	50
65050090	Oth hats&oth headgear,not for hair- nets/religious purposes,knitted/crochet	1	7
65061010	Helmets for motorcyclists whether/not lined/trimmed	1	56
65069990	Oth headger of oth materials, not furskin	2	70
68042200	Other millstones,grindstones,grinding wheels&the like otheragglomerated abrasv/cramc for grinding wheel&the like	1 000	111
72288090	Oth bar&rod oth alloy steel; angle,shape&sec,hollow drill,sect unfurther hot roll,weight<=0.6%,,circular cross-sect	299	200
73041900	Line pipe used for oil/gas pipelines oth of stainless steel	15	921
73042390	Oth drill pipe of stainless steel used in drilling for oil/with yield strength>=80,000 psi & not threaded pipe-end	289 300	439 935
73042990	Casing and tubing with yield strength less than 80,000 psi and threaded end, not of stainless steel	324 710	1 418 608
73043190	Circular cross-section,iron/non-alloy steel,diameter>=140mm & carbon weight >=0.45%, cold-drawn/rolled (cold reduced)	850	20 869
73049010	Other high-pressure pipe capable of with standing a pressure of not less than 42,000 psi	9	37
73072190	Other flanges, having an internal diameter of < 15 cm	110	1171
73072290	Other threaded elbows, bends and sleeves, having an internal diameter of less than 15 cm	3 000	200
73072990	Oth stainless steel oth than flanges,butt welding,threaded elbow,bend & sleeve of iron/steel>=15cm	1	7
73079210	Oth tube/pipe fittings threaded elbows,bends&sleeves,internal diameter<15cm	3	3 603
73079290	Oth tube/pipe fittings threaded elbows,bends&sleeves,internal diameter>=15cm	1	235
73079910	Oth tube/pipe fittings,not butt welding fittings/flanges/elbows,bends & sleeve,internal diameter<15cm	52	763

HS	Uraian Golongan Barang <i>Group Description</i>	Berat (Kg) <i>Weight (Kg)</i>	Nilai FOB (US\$) <i>FOB Value (US\$)</i>
(1)	(2)	(3)	(4)
73079990	Oth tube/ pipe fittings,not butt welding fittings/flanges/elbows,bends,sleeve internal diameter>=15cm	1 257	8 000
73090099	Other not lined or heat-insulated	1 009	3 548
73121099	Other stranded wire, rope and cables not prestresed concrete strand wire	839 601	790 584
73129000	Other stranded wire, rope and cables with stranded wire of diameter of>3 mm	1 192	2 045
73151290	Other chain, not bicycle or motorcycle chain	1 400	1 128 281
73151990	Other part of bicycles ofmotorcycle chain	4 000	10 000
73158100	Stud-link of iron or steel	118 6804	4 304 612
73158990	Other chain not formotorcyclcles and bicycles	66 505	1 566 646
73159090	Other parts of not bicycle or motorcycle chain	1	85
73160000	Anchors, grapnels and parts thereof, of iron or steel.	174 772	941 436
73181590	Other screws and bolts, whether or not with their nuts or washers, having a shank of an external diameter > 16 mm	12 076	4 896
73181690	Other nuts for bolts having a shank of an external diameter not exceeding 16 mm	8	621
73181990	Other treaded articles having a shank of an external diameter > 16 mm	0	61
73182200	Non-threaded articles, other washers	19	1 798
73182400	Cotters and cotter-pin	1	109
73182990	Other non articles, having a shank of an external diameter > 16 mm	1	705
73194020	Other pins	3 136	6 719
73199090	Other sewing, darning or embroidery needles	396	284
73201011	Suitable for use on motor vehicles of heading 87.02, 87.03 or 87.04	758	3 370

HS	Uraian Golongan Barang <i>Group Description</i>	Berat (Kg) <i>Weight (Kg)</i>	Nilai FOB (US\$) <i>FOB Value (US\$)</i>
(1)	(2)	(3)	(4)
73201090	Other suitable for use on motor vehicles or machinery of heading 84.29 or 84.30	70	141
73202090	Other helical spring, suitable for use on motor vhlcl/machine of head 84.29/84.30 not for motor vhlcl/earth-moving machine	1	43
73239190	Tableware/oth household articles and parts thereof, of cast iron, not enamelled :	2 400	10 000
73259990	Other manhole covers, gratings and frames there for not of non-malleable cast iron	1	1 000
73261900	Other Grinding balls and similar articles for mills, forged or stamped, but not further worked	5 558	169 391
73262090	Articles of iron or steel wire not poultry cages & the like or rat traps	18	5 085
73269030	Stainless steel clamp assemblies with rubber sleeves used for hubless cast iron pipes and pipe fittings	6	207
73269099	Cigarette cases and boxes, not of iron or steel	28 044	114 202
74130090	Stranded wire, cables, plaited bands & the like, of copper, not electrically insulated, of a diameter > 28.28 mm	200	22 693
74199999	Other articles of non copper	2	699
76109099	Oth aluminium structure not for bridges & bridge-sections; towers or lattice masts	3 805	314
76110000	Aluminium reservoirs, tanks, vats and similar containers for any material	5 600	20 000
82041100	Hand operated spanners and wrenches non adjustable	50	2 950
82041200	Hand operated spanners and wrenches adjustable	3 894	81 015
82042000	Interchangeable spanner sockets, with or without handles	44	44
82055900	Glaziers' diamonds	22	100
82057000	Vices, clamps and the like	35	138
82060000	Tools of two/ more of the headings 82.02 to 82.05 put up in sets for retail sale	490	6 445
82071300	Rock drilling or earth boring tools, with working part of cermets, interchangeable tools for hand tools	392	17 410

HS	Uraian Golongan Barang <i>Group Description</i>	Berat (Kg) <i>Weight (Kg)</i>	Nilai FOB (US\$) <i>FOB Value (US\$)</i>
(1)	(2)	(3)	(4)
82071900	Rock drilling/ earth boring tools, without working part of cermets, Interchangeable tools for hand tools	2 694	260 667
83014090	Other padlocks and locks of base metal	5	167
83023090	mountings, fittings and similar articles suitable for motor vehicles of base metal	27	1 381
83024290	Other mounting, fittings, and similar article of base metal, a kind suitable for furniture	6 000	25 000
83071000	Flexible tubing of base metal, with or without fittings of iron or steel	340	82 037
84071000	Spark-ignition reciprocating or rotary internal combustion piston engines for Aircraft	273	2 500
84073450	Full assembled, spark- reciprocating piston engines, cylinder capacity \leq 1,100cc, for vehicles of Chapter 87.01	644	27 599
84079090	Other Spark-ignition reciprocating/ rotary internal combustion piston engines, of a power > 22.38 kW	604	346
84082096	Assembled not complete, Diesel or semi-diesel engines, of cylinder capacity > 3500 cc, for vehicles of heading 87	1 500	12 532
84099114	Cylinder liner, with an internal diameter > 155 mm, of gasoline engines, for heading 84.29 or 84.30	1 000	102
84099117	Pistons, with an internal diameter > 155 mm, of gasoline engines, for heading 84.29 or 84.30	2 000	175
84099118	Piston rings and gudgeon pins, of gasoline engine, for heading 84.29 or 84.30	2 000	300
84099119	Other parts undefined of gasoline engine for heading 84.29 or 84.30	10 000	4 181
84099969	Parts of marine propulsion engine of a power > 22.38 kW, other than piston & cylinder	1	93
84099971	Carburettor and part thereof for engine of heading 84.07 or 84.08	2 166	53 014
84099979	Part of engine of heading 84.07 or 84.08, other than carburettor, piston & cylinder	140	487
84119900	Part of other gas turbines	94	4 011
84122100	Hydraulic power engine & motor with linear acting (cylinder)	9 996	1 001
84122900	Hydraulic power engine & motor with non-linear acting (not cylinder)	900	1 898

HS	Uraian Golongan Barang <i>Group Description</i>	Berat (Kg) <i>Weight (Kg)</i>	Nilai FOB (US\$) <i>FOB Value (US\$)</i>
(1)	(2)	(3)	(4)
84123900	Pneumatic power engine&motor with non-linear acting(not cylinder)	500	14 091
84128000	Other engine and motor, exclude reaction engine; hydraulic power & pneumatic power engine and motor	5 154	514
84129090	Part of hydraulic & pneumatic power engine and motor	3 591	53 244
84132010	Water pumps	1 342	7 500
84133090	Lubricating medium pump for internal combustion pistonengine	82	1 170
84135090	Other reciprocating positive displacement pumps (ex: waterpump) with flow rate > 13,000 m3/h	970	30 213
84136090	Other rotary positive displacement pumps (ex: water pump)with flow rate > 13,000 m3/h	50	1 623
84137019	Single stage water pump for belt drive/direct coupling withinlet diameter > 200 mm, centrifugal type	4 450	400
84138119	Water pumps with flow rate > 13,000 m3/h, whethe/notelectrically operated	472	41 000
84138210	Liquid elevators, electrically operated	76	20 000
84139190	Part of fuel/lubricating/cooling medium pump,concrete pump,reciprocating/rotary positive displacement water pump	19 422	69 887
84141000	Vacuum pumps	2 000	100
84142090	Hand or foot operated air pumps other than bicycle pumps	53	500
84144000	Air compressors mounted on a wheeled chassis for towing	13 440	11 572
84145930	Blowers of a capacity <= 125 kW	440	3 796
84145999	Fans excl: table/floor/wall/similar; blower, with capacity> 125 kW & un-protective screen	59	300
84148030	Free-piston generators for gas turbines	1 106	12 999
84149060	Parts of compressors used in refrigerating equipment	1 000	111
84149091	Part of free piston generator, oil drilling gas/automotiveAC/sealed unit AC compressor for electrically operated	1 000	750

HS	Uraian Golongan Barang <i>Group Description</i>	Berat (Kg) <i>Weight (Kg)</i>	Nilai FOB (US\$) <i>FOB Value (US\$)</i>
(1)	(2)	(3)	(4)
84159049	Part of machine used in other vehicle with air flow rate<= 67.96 m3/ min & cooling capacity > 52.75 kW	263	4 271
84189910	Parts of evaporators or condensers	89	464
84198919	Machinery, plant & equipment,oth than for making hot drink/cooking/heating food, electrically operated	1 800	100
84212311	Oil filters of internal combustion engines for machinery of heading 84.29 or 84.30	3	16
84212940	Petrol filter oth than for medical/surgical/laboratory use,sugar manufacture & oil drilling operations	500	11 925
84212990	Filtering/purifying mach & aparatus, oth than for medical/surgical/laboratory,sugar manufacture&oil drilling operation	4 200	61 740
84219921	Filtering cartridges of oil filter of mach of heading 84.29or 84.30 and motor vehicle of chapter 87	25	492
84241010	Fire extinguisher of kind for aircraft, whether/not charged	5	750
84241090	Fire extinguisher oth than of kind for aircraft,whether/notcharged	11	1 350
84251900	Pulley tackle and hoists oth than skip hoist/hoist used forraising vehicle, powered oth than by electric motor	244	173
84253100	Winches; capstans, powered by electric motor	17 400	288 236
84253900	Winches; capstans, powered oth than by electric motor	154 459	754 870
84254290	Jacks not used in tipping mechanisms for lorries, hydraulic	3 108	17 215
84261200	Mobile lifting frames on tyres and straddle carriers	500	12 654
84283990	Continuous-action elevator & conveyor, oth than bucket&belttype, other than used for agriculture	297	1 000
84291900	Bulldozers and angledozers, oth than track laying	869 620	2 600 000
84311019	Parts suitable for used oth of electric pulley tackle&hoists, winches and capstans, jacks	3 400	57 272
84313950	Parts suitable for machinery 84.28,oth than lift,skip hoist/escalators, of goods of subhead 8428.90	345	20 376

HS	Uraian Golongan Barang <i>Group Description</i>	Berat (Kg) <i>Weight (Kg)</i>	Nilai FOB (US\$) <i>FOB Value (US\$)</i>
(1)	(2)	(3)	(4)
84313990	Parts suitable for oth machinery 84.28, oth than lift,skip hoist/escalators	47 734	350 000
84314110	Buckets, shovels, grabs and grips,for ships' derricks,cranes, mobile lifting and work truck fitted with a crane	1 600	44 474
84314300	Parts of boring/sinking machinery of oth boring/sinkingmachinery	1 854 706	4 801 679
84314910	Parts suitable for ships derricks, cranes, oth than buckets,shovels, grabs and grips,bulldozer/angledozer blades	1 029	156 180
84314990	Oth parts suitable use of oth moving, grading, levelling,scraping, excavating, tamping, compacting	9 877	117 437
84483300	Spindel, spindel flyers, spinning rings and ring travellers	30	200
84661090	Tool holder&self-opening diehead for mach oth of 8456901084569020/84603110/84659110/84659210/84659510/84659950	22	40
84669400	Oth parts & accessories for machines tool for working metal	122	750
84671100	Tools for working in the hand pneumatic rotary tipe (including combined rotary-percussion)	43	9 000
84678900	Other chains saws with self-contained electric motor	153	32 000
84679200	Parts of tools working in the hand of pneumatic	407	982
84713020	Laptops including notebooks and subnotebooks	2	300
84713090	Oth portable automatic data processing machines, weighting<= 10 kg	1 000	20
84714190	Other PC excluding portable computer,CPU& I/O unit whetheror not combined	11	481
84716040	Mouses, light pens, joysticks, track balls, and touch sensitive screens	17	200
84749010	Other machinery for agglomerating, shaping/moulding, for forming foundry moulds of sand electrically operated	4 712	39 198
84798920	Machinery or apparatus for assembling CPU daughter boards and the regeration of chemical solution used, elect.operated	42	3 412
84798939	Other automatic service-vending machines, electrically operated	5 930	25 611

HS	Uraian Golongan Barang <i>Group Description</i>	Berat (Kg) <i>Weight (Kg)</i>	Nilai FOB (US\$) <i>FOB Value (US\$)</i>
(1)	(2)	(3)	(4)
84798940	Other automatic service-vending machines, not electrically operated	7 892	21 196
84799030	Parts of machines of machine subheading 8479.89.20, electrically operated	3 950	60 846
84799040	Parts of machines of machine subheading 8479.89.20, not electrically operated	25	7 263
84813090	Other swing check-valves, of cast iron, with 4 cm<=an inlet of internal diameter ≤60 cm	2	1 801
84818012	Valves for inner tubes of other materials	43	1 500
84818079	Other manifold valves of plastics	285	4 930
84818099	Other fuel cut-off valves for vehicles of copper/alloy	30 143	305 672
84819029	Other parts for taps.cocks.valves,with internal diameter<=25 mm	800	200
84819039	Valve bodies or stems of inner tube/ tubeless tyre valves of other materials	2 547	7 000
84819090	Other parts of housing for sluice or gate valves	1 699	106 764
84821000	Ball bearings	4 003	1 202
84822000	Tapered roller bearings, including cone and tapered roller assemblies	1	14
84828000	Other, including combined ball/roller bearings	3 756	41 847
84829100	Parts of ball, needles and rollers	38	492
84829900	Other parts of ball, needles and rollers	5 750	134 506
84831026	Other cam shafts and crank shafts for engines of vehicles of 2000 cc<=cylinder capacity<=3000 cc	28	668
84831039	Cam shafts and crank shafts for marine propulsion engines of an output>22.38 kW	889	221
84831090	Other cam shafts and crank shafts for engines of vehicles	2 060	1 035
84832090	Other bearing housings, incorporating ball/roller bearings	600	8 858
84833090	Other bearing housings,not incorporating ball or roller bearings	16	2 297

HS	Uraian Golongan Barang <i>Group Description</i>	Berat (Kg) <i>Weight (Kg)</i>	Nilai FOB (US\$) <i>FOB Value (US\$)</i>
(1)	(2)	(3)	(4)
84834090	Other gears and gearing, transmission elements presented separately including torque converters :	61 709	447 330
84835000	Flywheels and pulleys, including pulley blocks	11 205	624 820
84839099	Other toothed wheels, chain sprockets & other transmission elements presented separately	2 053	1 154
84841000	Gaskets and similar joints of metal sheeting combined with other material or of two or more layers of metal	3 931	5 339
84842000	Mechanical seals	2 452	8 732
84849000	Other gaskets and similar joints of metal sheeting combined with other material or of two or more layers of metal	971	12 076
84879000	Propellers & blades not for ships or boats	124	8 722
85011021	Stepper motor DC of kind for AC, refrigerator, washing mach, electr. domestic appl., storage water heater, output ≤ 37,5 W	8	3 463
85011059	Other stepper motor (AC/DC) other than for AC, refrigerator, washing mach, electr. domestic appl., storage water heater	27	545
85011099	Other spindle motor (AC/DC) not for refrigerator, washing machine, AC, electr. domestic appl., storage water heater	125	2 348
85012019	Universal AC/DC motor oth than for AC, refrigerator, washing mach, electr. Dom. appl., storage wtr heater an output ≤ 1 KW	161	1 331
85013140	Other motor DC oth than for AC, refrigerator, washing machine, elect. domestic appl., storage water heater an ouput < = 750 W	5 000	495
85015229	Oth mtr AC multi-phase w/ 1kW < output ≤ 37,5kW, used oth than for refrigeratr, AC, wash mach, elect domestic app, water heater	950	19 669
85015300	Oth motor AC multi-phase of an output > 75 kW	16 200	6 592
85042119	Oth instrument transformers with a power handling 1 kVA < capacity ≤ 10 kVA and voltage of ≥ 110 kV	53	8 029
85044011	Uninterruptible power supplies (UPS), automatic data processing machines & units thereof, telecomm. apparatus	293	6 877

HS	Uraian Golongan Barang <i>Group Description</i>	Berat (Kg) <i>Weight (Kg)</i>	Nilai FOB (US\$) <i>FOB Value (US\$)</i>
(1)	(2)	(3)	(4)
85049090	Parts of; other than ballast,UPS,inductors,and transformers	81	6 492
85059000	Other than permanent magnets,electro-magnetic couplings,clutches and brakes, including parts	0	28
85066090	Primary cells and primary batteries Air-zinchaving an external volume > 300 cm3	5	2 187
85071095	Lead-acid accumulators,used starting piston engines fornot aircraft,voltage6V/12V,capacity<=200AH,13cm<height<=23cm	2 000	215
85078090	Accumulators other than nickel-cadmium/iron/metal hydride,lead-acid,lithium-ion not for aircraft & laptops/notebooks	2	150
85113099	Distributors, ignition coils of a kind suitable for notmotor vehicle and aircraft engines assembled	1	94
85114010	Starter motors and dual purpose starter-generators ofa kind suitable for aircraft engines	15	100
85114029	Unassembled starter motors for other than bus,go-kart,ATV,ambulance,sedan,motor-homes,van,dumper,truck,lorrie,&similar	89	96
85114099	Other starter motor assembled	1 000	248
85115099	Other generators	16	500
85123099	Other sound signalling equipment	20	260
85159090	Oth electric machines & apparatus	13	318
85171800	Other telephone sets, including telephones	1	127
85176210	Radio transmitters and radio receivers of a kind used for	7	1 282
85176229	Other units of automatic data processing machines other	4	12 638
85176900	Other machines for the reception, conversion & transmission	800	20
85177021	Part of transmission aparatus, portable receivers for	0	189
85235129	Solid-state non-volatile storage devicesfor other use;recorded	4	100

HS	Uraian Golongan Barang <i>Group Description</i>	Berat (Kg) <i>Weight (Kg)</i>	Nilai FOB (US\$) <i>FOB Value (US\$)</i>
(1)	(2)	(3)	(4)
85285910	Oth color monitors, capable of directly connecting & designed use automatic data processing machine of head 84.71	1 000	50
85312000	Indicator panel incorporating LCD/LED	5	192
85340090	Other printed circuits	5	395
85361019	Oth thermal fuses glass type	7	2 878
85365095	Oth make & break switch, >500V, change-over switches; for starting elec. motors / fuse switches	11	2 711
85365099	Other make & break switch, >500V	2 000	500
85366992	Oth Socket & plug for co-axial cable & printed circuits, for a current < 16A	1	190
85366999	Oth Socket & plug for co-axial cable & printed circuits, for a current >= 16A	27	1 446
85367090	Oth connector for optical fibres, optical fibres bundles or cables	2 101	2 060
85371011	Control panel use in distributed control system; voltage < 1000V	4 000	2 000
85371019	Other control panel	27	7 905
85371099	Switchboard & control panels: use for other purposes	276	9 283
85389019	Oth part of electric switch, socket & plug, voltage <= 1000V	46	32 859
85391010	Sealed beam lamp units for motor vehicles	45	319
85392990	Oth filament lamps, exc tungsten halogen, oth have capacity, >300W	1	30
85423900	Other electronic integrated circuits	1	356
85433090	Oth machine and apparatus for electroplating, electrolysis or electrophoresis	3	1 509
85442011	Co-axial cable & oth co-axial electric conductor, fitted with connector; <= 66kV; insulated with rubber / plastic	1 500	252
85442049	Co-axial cable & oth co-axial electric conductor, not fitted not with connector; >66kV; insulated with rubber / plastic	39	1 500

HS	Uraian Golongan Barang <i>Group Description</i>	Berat (Kg) <i>Weight (Kg)</i>	Nilai FOB (US\$) <i>FOB Value (US\$)</i>
(1)	(2)	(3)	(4)
85443099	Ignition wiring sets,not wiring set,used in vehicle,aircraft/ship; no insulate rubber/plastic	126	24 479
85444929	Electrical cables insulated with plastic diameter>19.5 mm,not use for telecommunication, voltage <=80V	90	350
86090090	Containers of oth material,designed&equipped for carriage by one/more modes of transport	1 100	8 000
87083090	Other brake drums, brake discs or brake pipes for vehicles of heading 8702 or 8704	44	1 768
87084029	Other gear boxes, assembled	440	4 000
87087019	Other Hub-capsfor other vehicles of heading 8702 or 8704	8	3 432
87087096	Other road wheels and parts and accessories thereof for vehicles of heading 87.02 or 87.04	50	386
87087099	Other road wheels and parts and accessories thereof for vhcl of other heading	972	33 322
87089251	Silencers (mufflers) and exhaust pipesfor vehicles of subheading 8704.10 :	14	2 910
87089290	Other part of silencers (mufflers) and exhaust pipes	77	2 549
87089919	Other unassembled fuel tanks; engine brackets, part & accessories of motor vhcl for vhcl heading 87.01	14 882	113 797
87089999	Other unassembled fuel tanks; engine bracketsfor vehicles of other than heading 87.03	143	1 072
87141040	Gearing,gearbox,clutch&oth transmission equipment & part thereof of motorcycles (incl mopeds)	45	1 000
88033000	Other parts of aeroplanes/helicoptersheading 8801 or 8802	1 335	386 700
88039090	Other parts of goods of heading 8801 or 8802	10	650
89019031	Other vessels,for transport motorised of a gross tonnage<= 26	149 000	541 750
89019032	Other vessels,for transport motorised of a gross tonnage> 26 but <= 500	288 800	2 031 210
89019037	Other vessels,for transport motorised of a gross tonnagetonnage > 50,000	248 000	241 500
89040039	Tugs and pusher craft, power > 4000 hp of gross tonnage <= 26 ton	298 000	142 000

HS	Uraian Golongan Barang <i>Group Description</i>	Berat (Kg) <i>Weight (Kg)</i>	Nilai FOB (US\$) <i>FOB Value (US\$)</i>
(1)	(2)	(3)	(4)
89079090	Other floating structures	145 850	656 401
90142000	Instrum&appliances for aeronautical/space navigation (other than compasses)	366	5 175
90158090	Other instruments&appliances oth than radio sonde and radio wind apparatus	95	3 273
90159000	Parts & accessories of surveying instruments & appliances	217	10 441
90173000	Micrometers, callipers and gauges	54	2 623
90189090	Other instruments and appliances,used in medical	5	417
90200000	Breathing appliances&gas masks,excl protective masks having neither mechanical part nor replaceable filters	2 512	6 328
90261020	Level gauges for motor vehicles not electrically operated	15	800
90261040	Oth instrument & apparatus for measuring/check the flow/level of liquid,not electrically operated	238	16 515
90262020	Presure gauges for motor vehicle, not electrically operated	5	1 500
90262030	Oth measuring/checking pressure instruments, electrically operated	2 868	292 291
90262040	Other measuring/checking pressure instruments,not electrically operated	42	12 100
90278030	Oth instruments&apparatus oth exposure meters,electricallyoperated	36	8 000
90301000	Instruments & apparatus for measuring/detecting ionisingradiations	3	11 417
90302000	Oscilloscopes and oscillographs	3	2 022
90303200	Multimeters with a recording device	12	1 200
90311010	Machines for balancing mechanical parts, electrically operated	436	4 655
90318090	Oth instruments,appliances and machines,other cable tester	4 105	105 610
90319011	Part&acc incl pca of optical instrument&appl,inspecting semiconductor wafer,&acc of optical appl elctly operated	26	180

HS	Uraian Golongan Barang <i>Group Description</i>	Berat (Kg) <i>Weight (Kg)</i>	Nilai FOB (US\$) <i>FOB Value (US\$)</i>
(1)	(2)	(3)	(4)
90319019	Oth parts&acc oth than inspect wafer/repair/measure PCB,PWB,PWA for elctrically operated	353	6 089
90328931	Automatic regulating voltage units(stabilizers),electrically operated	0	179
90328990	Oth automatic regulating/controlling instruments&app,not electrically operated	121	15 586
91021900	Wrist-watches, electrically operated, whether/ not incorp.astopwatch facility w/o mechanical&optoelectr display only	1	7
94032090	Oth metal furniture, other than fume cupboards	31	68
94049090	Other articles of bedding&similar furnishing	12	559
94051099	Oth fluorescent lamps and lighting fittingsoth than for operating rooms	500	14 015
94056090	Others illuminated signs	490	4 464
94069030	Prefabricated buildings of non-wood, fitted withmechanical or thermal equipment of iron or steel	35 000	253 000
95049099	other table designed for games not wood/ plastics	17	156
95069100	Artic & equip for general physics exercise, gymnastics or athletics	8	38
96039040	Other brushes, other than tooth brush, hair brush, shavingbrush	22	4
96089999	Penholders,pencil-holders&similar holder;parts of ball poin	22	4
97030000	Original sculptures and statuary, in any material.	45	200
TOTAL EKSPOR TOTAL EXPORT		261 583 668 216	16 183 206 884

Sumber/*Source* : Dokumen PEB, kantor pos, catatan instansi, survei perdagangan lintas batas laut/*PEB document, Post office, Agency notes, cross-border trade survey*

DATA

MENCERDASKAN BANGSA

Enlighten The Nation



BADAN PUSAT STATISTIK
PROVINSI KALIMANTAN TIMUR
BPS- Statistics Of Kalimantan Timur Province

Jl. Kemakmuran No. 04 Samarinda 75117
Telp (0541) 732793, 743372; Faks (0541) 201121
Website: kaltim.bps.go.id; Email : bps6400@bps.go.id

ISSN 1907-1841



9 771907 184100 >