



NUSANTARA
BARU
INDONESIA
MAJU

KATALOG/CATALOGUE : 8202017.65

ISSN 2723-2077

STATISTIK IMPOR PROVINSI KALIMANTAN UTARA

*IMPORT STATISTICS OF
KALIMANTAN UTARA PROVINCE*

2023

Volume 6, 2023



BADAN PUSAT STATISTIK
PROVINSI KALIMANTAN UTARA
BPS-STATISTICS KALIMANTAN UTARA PROVINCE

KATALOG/CATALOGUE : 8202017.65

ISSN 2723-2077

<https://kaltara.bps.go.id>

STATISTIK IMPOR PROVINSI KALIMANTAN UTARA

*IMPORT STATISTICS OF
KALIMANTAN UTARA PROVINCE*

2023
Volume 6, 2023



**BADAN PUSAT STATISTIK
PROVINSI KALIMANTAN UTARA
BPS-STATISTICS KALIMANTAN UTARA PROVINCE**

STATISTIK IMPOR PROVINSI KALIMANTAN UTARA
IMPORT STATISTICS OF KALIMANTAN UTARA
2023
VOLUME 6, 2024

Katalog/Catalogue : 8202017.65

ISSN : 2723-2077

No. Publikasi/Publication Number : 65000.24036

Ukuran Buku/Book Size : 21,0 cm x 29,7 cm

Jumlah Halaman/Pages : xvi+70 halaman

Naskah/Manuscript :

BPS Provinsi Kalimantan Utara

BPS Kalimantan Utara Province

Penyunting/Editor :

BPS Provinsi Kalimantan Utara

BPS Kalimantan Utara Province

Gambar Cover/Cover Design :

Provinsi Kalimantan Utara

BPS Kalimantan Utara Province

Diterbitkan Oleh/Published by :

© Badan Pusat Statistik Provinsi Kalimantan Utara/*BPS-Statistics of Kalimantan Utara*

Province

Dilarang mengumumkan, mendistribusikan, mengomunikasikan, dan/atau menggandakan sebagian atau seluruh isi buku ini untuk tujuan komersial tanpa izin tertulis dari Badan Pusat Statistik Provinsi Kalimantan Utara.

Prohibited to announce, distribute, communicate, and/or copy part or all of this book for commercial purpose without permission from BPS-Statistics Kalimantan Utara Province

TIM PENYUSUN
STATISTIK IMPOR PROVINSI KALIMANTAN UTARA
IMPORT STATISTICS OF KALIMANTAN UTARA
2023
VOLUME 6, 2024

Pengarah/Director

Mas'ud Rifai

Penanggung Jawab/Person In Charge

Yuni Satriyani

Penyunting/Editor

Wisnu Damar Budimulia

Penulis/Author

Firman Sidqi

Pengolah Data/Data Processor

Firman Sidqi

Desain & Gambar Kulit/Layout & Cover Design

Firman Sidqi

Ilustrasi/Illustration

freepik.com

KATA PENGANTAR

Publikasi “STATISTIK IMPOR PROVINSI KALIMANTAN UTARA 2023” merupakan publikasi yang menyajikan data impor menurut pelabuhan bongkar, negara asal dan jenis barang yang merupakan hasil pengolahan dokumen PIB (Pemberitahuan Impor Barang) Tahun 2023.

Selain itu juga disajikan data series impor dari tahun 2019 sampai dengan tahun 2023, termasuk nilai impor Kalimantan Utara, yang dirinci menurut impor migas dan non migas.

Mudah-mudahan publikasi ini dapat memenuhi kebutuhan para konsumen data. Terimakasih disampaikan kepada semua pihak yang telah membantu sehingga penyajian publikasi ini dapat terlaksana dengan baik.

Tanjung Selor, Agustus 2024
Kepala BPS
Provinsi Kalimantan Utara

Mas’ud Rifai

<https://kaltara.bps.go.id>

PREFACE

The 2023 Import Statistics of Kalimantan Utara is contain the data of import by port, country of origin and type by HS (Harmonized System), were based on the 2023 Import Declaration Form documents.

This publication also covers the data of import in 2019-2023, including the value of import in Kalimantan Utara described by oil, gas and others.

Hopefully this publication would be able to meet the need of data consumers. Finally, deep gratitudes are due to many agencies which cooperated with the BPS-Statistic of Kalimantan Utara in making the issue of this publication possible.

*Tanjung Selor, August 2024
Chief Statistician of
BPS-Statistic of Kalimantan Utara*

Mas'ud Rifai

DAFTAR ISI/CONTENTS
STATISTIK IMPOR PROVINSI KALIMANTAN UTARA
IMPORT STATISTICS OF KALIMANTAN UTARA
2023
VOLUME 6, 2024

KATA PENGANTAR/ <i>PREFACE</i>	iv
DAFTAR ISI/ <i>CONTENTS</i>	vii
DAFTAR TABEL/ <i>TABLE LIST</i>	ix
DAFTAR GAMBAR/ <i>IMAGES</i>	xi
DAFTAR LAMPIRAN/ <i>APPENDIX</i>	xiii
BAB I PENDAHULUAN/<i>CHAPTER I INTRODUCTION</i>.....	1
Latar Belakang.....	3
Maksud dan Tujuan	4
Ruang Lingkup.....	5
Background.....	3
Purpose and objectives	4
Scope.....	5
BAB II METODOLOGI DAN KONSEP DEFINISI / <i>CHAPTER II METHODOLOGY AND DEFINITION</i>	
<i>CONCEPTS</i>.....	7
Metodologi.....	9
Konsep Definisi.....	9
Methodology.....	9
Definition Concepts	9
BAB III PEMBAHASAN / <i>CHAPTER III DISCUSSION</i>.....	13
Perkembangan Impor Kalimantan Utara Tahun 2019-2023	15
Trend of Kalimantan Utara Import 2019-2023	15
Perkembangan Impor Kalimantan Utara Tahun 2023	18
Trend of Kalimantan Utara Import 2023	18
BAB IV LAMPIRAN / <i>CHAPTER IV APPENDIX</i>.....	35

DAFTAR TABEL/TABLE LIST

Tabel/Table 1	Impor Kalimantan Utara Berdasarkan Nilai Dan Berat Tahun 2023 / Kalimantan Utara Imports By Value And Weight 2023.....	18
Tabel/Table 2	Impor Kalimantan Utara Berdasarkan Negara Asal Tahun 2023 / Kalimantan Utara Imports By Country of Origin 2023.....	19
Tabel/Table 3	Impor Kalimantan Utara Berdasarkan Migas dan Non Migas dan Negara Asal Tahun 2023 / Kalimantan Utara Imports by Oil & Gas and Non-Oil & Gas and Country of Origin in 2023	20
Tabel/Table 4	Impor Kalimantan Utara Menurut Komoditi dan Negara Asal 2023 / Kalimantan Utara Import by Comodities and Country of Origin in 2023.....	21
Tabel/Table 5	Impor Kalimantan Utara Menurut Komoditi HS 2 Digit dan Negara Asal 2023/ Kalimantan Utara Import by 2 HS Digit Comodities and Country of Origin in 2023	23
Tabel/Table 6	Impor Kalimantan Utara Menurut KPPBC 2023 / Kalimantan Utara Import by KPPBC 2023.....	26
Tabel/Table 7	Impor Kalimantan Utara Menurut KPPBC dan Negara Asal 2023 / Kalimantan Utara Import by KPPBC and Country of Origin 2023.....	28
Tabel/Table 8	Impor Kalimantan Utara Menurut Pelabuhan 2023 / Kalimantan Utara Import by Port 2023	29
Tabel/Table 9	Impor Kalimantan Utara Menurut Pelabuhan dan Negara Asal 2023 / Kalimantan Utara Import by Por and Country of Origin 2023.....	31
Tabel/Table 10	Impor Kalimantan Utara Menurut Komoditas HS 2 Digit 2023 / Kalimantan Utara Import 2 HS Digit Comodities 2023	32
Tabel/Table 11	Impor Kalimantan Utara Menurut Komoditas HS 8 Digit 2023 / Kalimantan Utara Import 8 HS Digit Comodities 2023	33

DAFTAR GAMBAR/IMAGES

Gambar/Picture 1	Perkembangan Nilai Impor Kalimantan Utara Tahun 2018- 2022 (Juta US\$)/Trend of Kalimantan Utara Import Value 2019- 2023 (Million US\$)	15
Gambar/Picture 2	Perkembangan Nilai Impor Kalimantan Utara Tahun 2023 (Juta US\$)/Trend of Kalimantan Utara Import Value 2023 (Million US\$)	16
Gambar/Picture 3	Perkembangan Nilai Impor Migas dan Non Migas Provinsi Kalimantan Utara Tahun 2020-2023 (Juta US\$)/Trend Import Value of Oil&Gas and Non Oi&Gas Kalimantan Utara Province 2020-2023 (Million US\$).....	17

<https://kaltara.bps.go.id>

DAFTAR LAMPIRAN/APPENDIX

Lampiran/Appendix 1	Impor Kalimantan Utara menurut Kode HS 2 Digit Tahun 2022/Import Kalimantan Utara by 2 Digit HS Code, 2023.....	37
Lampiran/Appendix 2	Impor Kalimantan Utara menurut Kode HS 2 Digit dan Pelabuhan Tahun 2023/Import Kalimantan Utara by 2 Digit HS Code and Port, 2023.....	39
Lampiran/Appendix 3	Impor Kalimantan Utara menurut Kode HS 2 Digit dan Negara Asal Tahun 2023/Import Kalimantan Utara by 2 Digit HS Code and Country of Origin, 2023.....	44
Lampiran/Appendix 4	Impor Kalimantan Utara Tahun 2019-2023/Import Kalimantan Utara 2019-2023	48
Lampiran/Appendix 5	Impor Kalimantan Utara Tahun 2017-2022/Import Kalimantan Utara 2019-2023	49
Lampiran/Appendix 6	Impor Kalimantan Utara Menuru Migas dan Non Migas 2019-2023/Import Kalimantan Utara by Oil&Gas and Non Oil&Gas 2019-2023.....	50
Lampiran/Appendix 7	Impor Kalimantan Utara Menuru Kode HS 8 Digit 2023/Import Kalimantan Utara by 8 Digi hst 2023	51

BAB 1

PENDAHULUAN

CHAPTER 1

INTRODUCTION

Nilai Impor Kalimantan Utara Tahun 2023 sebesar

The Import value of North Kalimantan in 2023 is

688,56 Juta US\$ /
Million US\$

Impor terbesar di Provinsi Kalimantan Utara pada tahun 2023 adalah impor barang industri pengolahan

In 2023, the largest import in North Kalimantan Province is Processing Industry

**EKSPOR
EXPORT**

2862 | 2173
JUTA US\$ / MILLION US\$

**SURPLUS NERACA
PERDAGANGAN
TRADE BALANCE
SURPLUS**

Surplus neraca perdagangan Provinsi Kalimantan Utara tahun 2023 sebesar 2,173 juta US\$, menurun 329 juta US\$ dibandingkan tahun 2022

Trade balance surplus North Kalimantan Utara Province in 2023 is 2,173 Million US\$, decreased 329 Million US\$ than past year

BAB I PENDAHULUAN

CHAPTER I INTRODUCTION

Latar Belakang

Pertumbuhan ekonomi dapat dilihat dari perkembangan ekonomi yang berasal dari peningkatan pengiriman barang dalam negeri maupun ke luar negeri. Perdagangan merupakan cara untuk meningkatkan pertumbuhan ekonomi khususnya melalui mekanisme perdagangan internasional.

Perdagangan luar negeri merupakan transaksi jual-beli yang dinamakan kegiatan ekspor-impor. Kegiatan ekspor impor merupakan jual-beli barang/jasa antar negara. Pencatatan kegiatan perdagangan internasional dapat dilihat dari neraca pembayarannya.

Neraca perdagangan dapat bernilai positif atau surplus apabila kegiatan ekspor lebih besar dibandingkan dengan kegiatan impor. Kemudian neraca perdagangan yang bernilai negatif atau defisit menandakan kegiatan impor lebih banyak dibandingkan ekspor. Pengertian ekspor adalah menjual barang dari dalam negeri ke luar negeri.

Impor adalah membeli barang dari luar negeri. Semua transaksi perdagangan luar negeri dilaporkan pada Direktorat Jendral Bea dan Cukai. Perdagangan luar negeri terjadi dikarenakan suatu negara memiliki keunggulan komparatif yaitu dapat

Background

Economic development resulting from an increase in the distribution of goods both domestically and internationally can be used to measure economic growth. Trading, especially international trade, is a strategy to boost economic growth.

Export-import activities, often known as foreign trade, are buying and selling transactions. The buying and selling of commodities and services between nations is known as export-import activity. The balance of payments gives insight into the accounting of international trade activities.

If export activities exceed import activities, the trade balance could be positive or in surplus. When imports exceed exports, it is shown by a negative trade balance or deficit. Selling items outside of the country is what is meant by export.

Import refers to purchasing things from abroad. The Directorate General of Customs and Excise receives notifications of all international commercial transactions. Due to a country's comparative advantage—the capacity to manufacture a huge quantity of

memproduksi sejumlah barang dengan volume yang besar dengan biaya yang kecil.

Impor dapat memiliki dampak negatif bagi suatu negara. Jika harga barang-barang impor lebih murah dibandingkan harga barang lokal dapat mengakibatkan pengusaha dalam negeri mengalami kebangkrutan. Akan tetapi jika barang impor merupakan modal, barang mentah atau barang setengah jadi yang digunakan untuk keperluan industri. Hal tersebut tidak merugikan pengusaha.

Kegiatan ekspor-impor juga terjadi di Provinsi Kalimantan Utara. Untuk mengetahui barang/jasa di impor maupun di ekspor diperlukan data statistik ekspor dan impor Provinsi Kalimantan Utara. BPS Provinsi Kalimantan Utara salah satunya membuat publikasi statistik impor tahun 2023.

Maksud dan Tujuan

Data impor dikumpulkan untuk memberikan informasi mengenai kinerja perdagangan luar negeri suatu wilayah, baik volume maupun nilai, termasuk menyajikan data impor yang dirinci menurut komoditi, negara tujuan/asal dan pelabuhan muat/bongkar di suatu provinsi.

commodities at a low cost—foreign trade can take place.

A nation is negatively affected by imports. Local business owners may go bankrupt if the cost of imported items is less than the cost of equivalent local goods. However, raw materials or semi-finished products are employed for industrial purposes if the imported goods are capital goods. The entrepreneur is not harmed by this.

North Kalimantan Province also engages in export-import activities. Statistical information on the exports and imports of the province of North Kalimantan is required to determine if products and services are imported or exported. One of the North Kalimantan Province's BPSs publishes import statistics for 2023.

Purpose and objectives

Import data is collected to provide information on the performance of foreign trade in a region, both volume and value, including presenting import data detailed according to commodities, destination/origin and loading/ unloading ports in a province.

Data ini sangat berguna bagi pemerintah, swasta, dan perorangan. Statistik impor sudah digunakan secara luas baik oleh pemerintah sebagai bahan pengambilan keputusan khususnya dibidang perdagangan luar negeri maupun swasta.

This data is very useful for the government, private sector, and individuals. Import statistics have been widely used both by the government as material for decision-making, especially in the field of foreign and private trade

Ruang Lingkup

Pencatatan statistik impor meliputi seluruh barang-barang yang masuk melalui pelabuhan impor yang ada di wilayah Kalimantan Utara dari luar negeri, baik yang bersifat komersil maupun bukan komersil seperti hadiah dan sebagainya.

Scope

The recording of import statistics includes all goods that enter through import ports in the North Kalimantan region from abroad, both commercial and non-commercial such as gifts and so on.

<https://kaltara.bps.go.id>


BAB 2

METODOLOGI DAN KONSEP DEFINISI

CHAPTER 2

METHODOLOGY AND DEFINITION CONCEPTS

Negara asal impor terbesar (juta) *Country of origin of the largest import (million)*



Impor menurut KPPBC (juta) *Import according to KPPBC (million)*



**BAB II
METODOLOGI DAN KONSEP DEFINISI**

**CHAPTER II
METHODOLOGY AND DEFINITION
CONCEPTS**

Metodologi

Data impor dikumpulkan berdasarkan dokumen Pemberitahuan Impor Barang (PIB) yang diterima melalui Kantor Bea dan Cukai. Pengolahan data menggunakan sistem carry over, yaitu dokumen PIB ditunggu selama satu bulan berjalan. Sistem ini dimaksudkan untuk mempercepat pengolahan dan tidak begitu berpengaruh terhadap total impor bulan berikutnya, maupun total dalam satu tahun.

Konsep Definisi

Dalam rangka memberikan gambaran yang jelas dan mengurangi perbedaan persepsi mengenai beberapa variabel dalam penelitian ini maka diperlukan adanya konsep definisi diantaranya:

- a. Perdagangan luar negeri adalah perdagangan yang melewati batas teritorial suatu negara. Dalam hal ini, perdagangan luar negeri tersebut mencakup ekspor dan impor.
- b. Impor adalah kegiatan perdagangan dengan cara mendatangkan barang-barang dari luar negeri untuk dijual atau digunakan di dalam negeri. Impor barang adalah seluruh barang yang masuk ke wilayah suatu negara baik

Methodology

Import data is collected based on Goods Import Declaration document (PIB) received through Customs Office. The data processing uses carry-over system which is the processing of PIB documents is carried out for one month. It is intended to make the data process faster and is not affected by the next period data.

Definition Concepts

There are some concepts used in this publication to make it clear and have the same perception.

- a. *Foreign Trading is transaction of goods and services of the country territorial, including export and import.*
- b. *Imports are transaction of goods from other countries to be sold or to be consumed in a home country. Imported goods are all goods that enter the territory of a country whether commercial or not*

bersifat komersil maupun bukan bersifat komersial, dan barang yang akan diolah di dalam negeri hasilnya dikeluarkan lagi dari negara tersebut. Tidak termasuk dalam statistik impor adalah pakaian dan barang-barang perhiasan penumpang, barang-barang penumpang untuk dipakai sendiri, kecuali lemari es, pesawat dan televisi dan sebagainya, barang-barang yang dikirim untuk keperluan perwakilan (kedutaan) suatu negara, barang-barang untuk ekspedisi /penelitian ilmiah dan eksibis/pameran,pembungkus/peti kemas, uang dan surat-surat berharga, barang-barang sebagai contoh (sampel). Sebagian impor kapal laut dan pesawat beserta suku cadangnya termasuk dalam statistik impor. Barang-barang luar negeri yang diolah atau diperbaiki di dalam negeri tetap dicatat sebagai barang impor, meskipun akan kembali ke luar negeri.

c. Ekspor adalah kegiatan perdagangan dengan cara melakukan penjualan barang-barang dari dalam negeri ke luar negeri. Ekspor barang adalah seluruh barang yang dibawa ke luar wilayah suatu negara, baik bersifat komersial maupun bukan komersial (seperti barang hibah, sumbangan, hadiah), serta barang yang akan diolah di luar

commercial, and goods to be processed in the country which are re-issued from that country. Not included in import statistics are passenger clothing and jewelry, passenger goods for personal use, except refrigerators, airplanes and telecommunications etc., goods sent for the country's representative (embassy) needs, goods for expeditions / scientific research and exhibitions / exhibitions, packaging / containers, money and securities, items for example (samples). Some imports of ships and aircraft and their spare parts are included in import statistics. Overseas goods which are processed or repaired domestically will still be recorded as imported goods, even though they will return overseas.

c. *Exports are transaction of goods from residents (homecountry) to non-residents (other countries). Exports of goods are all goods that are brought out of the territory of a country, both commercial and non-commercial in nature (such as grants, donations, gifts), as well as goods to be processed abroad which the results are returned*

negeri yang hasilnya dimasukan kembali ke negara tersebut. Tidak termasuk dalam statistik ekspor adalah pakaian, barang pribadi dan perhiasan milik penumpang yang berpergian ke luar negeri, barang-barang yang dikirim untuk perwakilan suatu negara ke luar negeri, barang untuk eksibisi/pameran, peti kemas untuk di isi kembali, uang dan surat-surat berharga dan barang-barang untuk contoh sampel.

- d. Eksportir produsen adalah pengusaha yang mengekspor barang-barang hasil produksi perusahaan sendiri.
- e. Eksportir non produsen adalah pengusaha yang mengekspor barang-barang hasil produksi perusahaan lain.
- f. Importir adalah pengusaha yang bergerak di bidang impor barang.
- g. Nilai barang yang dicatat untuk impor adalah nilai *Cost, Insurance & Freight/CIF* (dalam satuan dollar Amerika).
- h. *Cost, Insurance & Freight* atau CIF adalah harga dimana barang sudah berada di atas kapal di pelabuhan importir dan siap untuk dibongkar atau diturunkan ke dermaga pelabuhan.
- i. Negara asal adalah negara dimana barang-barang tersebut dikeluarkan setelah diperiksa pejabat Bea dan Cukai negara yang bersangkutan sesuai dengan peraturan yang berlaku.

to the country. Not included in export statistics are clothing, personal items and jewelry belonging to passengers traveling abroad, goods sent to representatives of a country abroad, goods for exhibitions / exhibitions, containers to be refilled, money and letters. securities and items for sample samples

- d. *Producer Exporters are industrialist exporting their products.*
- e. *Non Producer Exporters are businessman exporting of goods from other enterprises.*
- f. *Importers are businessman working on import.*
- g. *Record of good value for import are value of CIF (in U\$\$.)*
- h. *Cost, insurance and freight (CIF) is the price invoiced or quoted by a seller includes insurance and all other charges up to named port of destination.*
- i. *Origin country is a country where is the export goods which is loaded to be shipped to abroad.*

- j. Negara tujuan adalah negara dimana barang tersebut diperkirakan akan dikonsumsi atau diperdagangkan.
 - k. Pelabuhan muat merupakan pelabuhan dimana surat ijin muat barang ekspor itu dikeluarkan.
 - l. Pelabuhan bongkar merupakan pelabuhan dimana barang-barang impor dibongkar dari kapal pengangkut yang berasal dari luar negeri.
 - m. Provinsi asal barang adalah wilayah administrasi setingkat provinsi yang menunjukkan tempat dimana barang tersebut dihasilkan atau diproduksi.
 - n. Satuan barang ekspor dan impor dalam publikasi ini disajikan dalam berat bersih kilogram (kg) atau kelipatannya.
 - o. Periode referensi penentuan impor adalah tanggal penyelesaian oleh pejabat Bea dan Cukai yang terdapat dalam dokumen impor.
- j. Destination country is a country where is export goods which is consumed or is traded.*
 - k. Port of loading is place where shipments are loaded and secured aboard a vessel*
 - l. Port of unloading is the port wehere imported goods are unloaded from a transport ship origini from aboard.*
 - m. Is an administration region as province showing the place of goods production.*
 - n. Unit of export and import goods in this publication is presented in netto Kg or in the multiples.*
 - o. Time reference of import notification is the final date in PIB documents which are legalized by customs officers.*

BAB 3

PEMBAHASAN

CHAPTER 3

DISCUSSION

Komoditas impor terbesar menurut kode HS 2 digit (juta) *Largest Imported Commodities by 2 digit HS code (million)*

460,04

*Juta US \$ /
Million US\$*

Reaktor nuklir, ketel, mesin dan peralatan mekanis
*Nuclear reactors, boilers, machines and mechanical
equipment*

135,44

*Juta US \$ /
Million US\$*

Tembakau dan pengganti tembakau dipabrikasi
Tobacco and manufactured tobacco substitutes

31,91

*Juta US \$ /
Million US\$*

Barang dari besi atau baja
Articles of iron or steel

10,34

*Juta US \$ /
Million US\$*

Mesin dan perlengkapan elektris serta bagiannya
Electrical machines and equipment and their parts

9,55

*Juta US \$ /
Million US\$*

Barang dari batu, plester, semen, asbes, mika atau
bahan semacam itu
*Articles of stone, plaster, cement, asbestos, mica or
similar materials*

BAB III PEMBAHASAN

CHAPTER III DISCUSSION

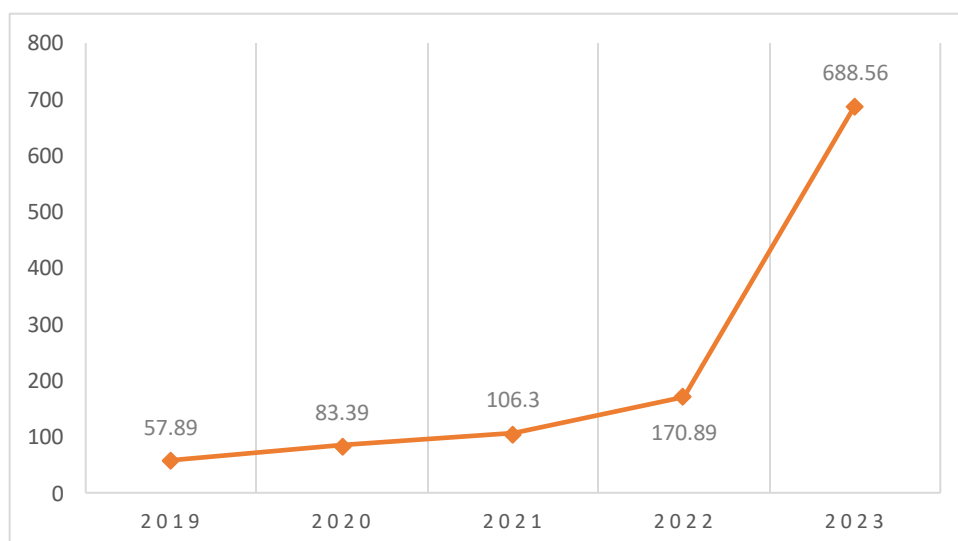
Perkembangan Impor Kalimantan Utara Tahun 2019-2023

Perkembangan nilai impor Provinsi Kalimantan Utara pada tahun 2019 sampai tahun 2023 menunjukkan tren meningkat. Nilai impor tertinggi terjadi pada tahun 2023 sebesar 688,56 Juta US\$ dan nilai impor terendah sebesar 57.89 Juta US\$ pada tahun 2019. Pada tahun 2019 nilai impor mengalami penurunan dibandingkan tahun sebelumnya. Kemudian pada tahun 2020 nilai impor mengalami peningkatan menjadi 83,39 Juta US\$. Pada tahun 2021 nilai impor kembali mengalami peningkatan menjadi 106,3 Juta US\$, dan pada tahun 2022 nilai impor sebesar 170,89.

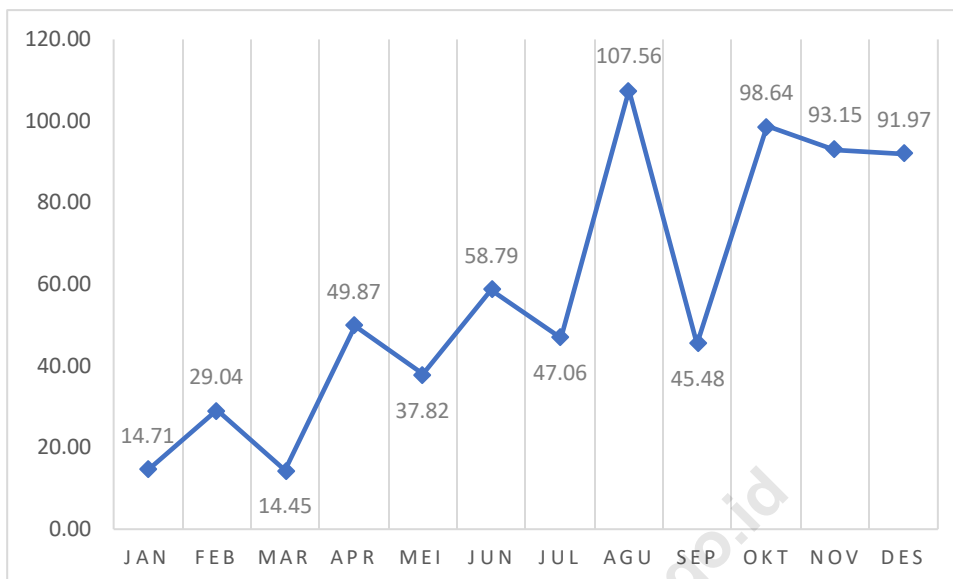
Trend of Kalimantan Utara Import 2019-2023

The development of the import value of North Kalimantan Province in 2019 to 2023 shows an increasing trend. The highest import value occurred in 2023 at 688.56 million US\$ and the lowest import value was 57.89 million US\$ in 2019. In 2019 the import value decreased compared to the previous year. Then in 2020 the import value increased to 83.39 million US\$. In 2021 the import value again increased to 106,3 million US\$, and in 2022 the import value again increased to 170.89 million US\$.

Gambar/Picture 1. Perkembangan Nilai Impor Kalimantan Utara Tahun 2019- 2023 (Juta US\$)/Trend of Kalimantan Utara Import Value 2019- 2023 (Million US\$)



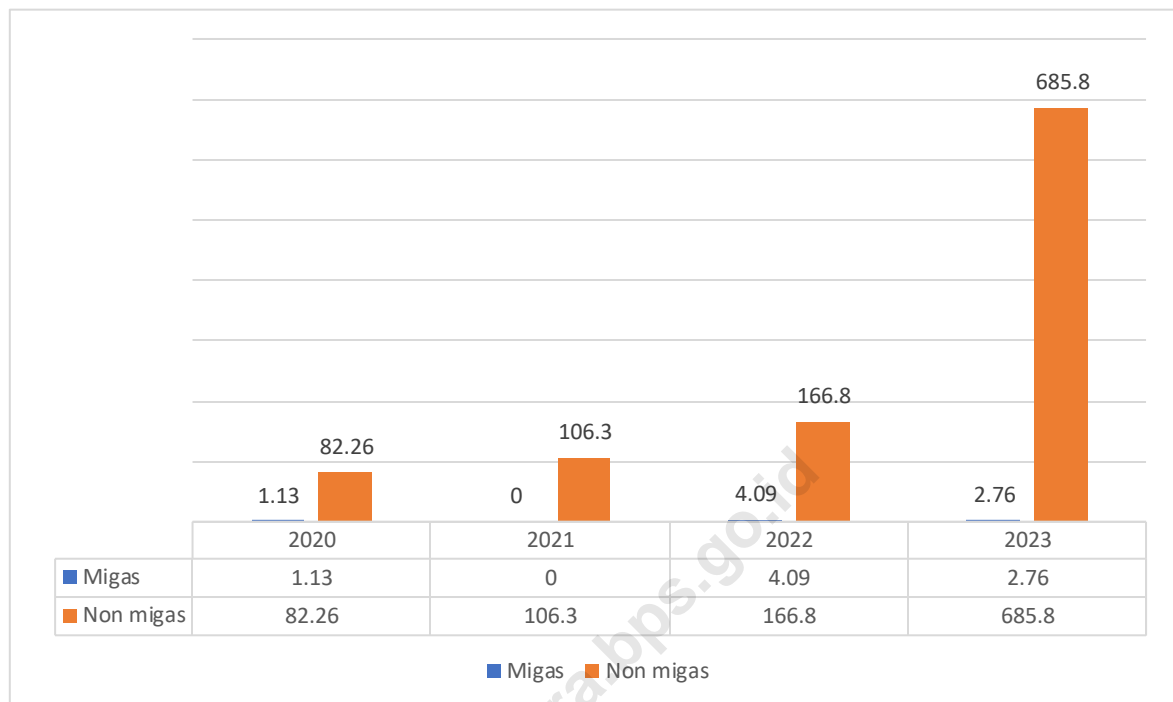
Gambar/Picture 2. Perkembangan Nilai Impor Kalimantan Utara Tahun 2023 (Juta US\$)/Trend of Kalimantan Utara Import Value 2023 (Million US\$)



Selama tahun 2023, nilai impor Provinsi Kalimantan Utara dari bulan Januari sampai dengan bulan Desember sangat berfluktuatif. Nilai impor terendah terdapat pada bulan Maret sebesar 14,45 Juta US\$. Sedangkan nilai impor tertinggi terdapat pada bulan Agustus sebesar 107,56 Juta US\$. Nilai impor tertinggi selanjutnya pada bulan Oktober sebesar 98,64 Juta US\$, bulan November sebesar 93,15 Juta US\$, bulan Desember sebesar 91,97 Juta US\$, bulan Juni sebesar 58,79 Juta US\$, bulan April sebesar 49,87 Juta US\$, bulan Juli sebesar 47,06 Juta US\$, bulan September sebesar 45,48 Juta US\$, bulan Mei sebesar 37,82 Juta US\$, bulan Februari sebesar 29,04 Juta US\$ dan bulan Januari sebesar 14,71 US\$

During 2023, the import value of North Kalimantan Province from January to December is very volatile. The lowest import value was in March at 14.45 million US\$. Meanwhile, the highest import value was in August at 107.56 million US\$. The next highest import value was in October at million 98.64 US\$, in November at 93.15 million US\$, in December at 91.97 million US\$, in Juny at 58.79 million US\$, in April at 49.87, July at 47.06 Million US\$, September at 45.48 Million US\$, May at 37.82 Million US\$, February 29.04 Million US\$ and January 14.71 Million US\$.

Gambar/Picture 3. Perkembangan Nilai Impor Migas dan Non Migas Provinsi Kalimantan Utara Tahun 2020-2023 (Juta US\$)/Trend Import Value of Oil&Gas and Non Oil&Gas Kalimantan Utara Province 2020-2023 (Million US\$)



Pada tahun 2023, Provinsi Kalimantan Utara melakukan impor minyak, gas dan non migas. Impor terbesar adalah impor barang non minyak dan gas sebesar 685,80 Juta US\$.

Selama tahun 2020-2023, impor di Provinsi Kalimantan Utara di dominasi oleh barang non minyak dan gas. Pada tahun 2020, nilai impor minyak dan gas hanya sebesar 1,13 Juta US\$ sedangkan nilai impor non minyak dan gas sebesar 82,26 Juta US\$. Pada tahun 2021, Provinsi Kalimantan Utara tidak melakukan impor minyak dan gas. Kemudian pada tahun 2022, nilai impor non minyak dan gas sebesar 166,8 Juta US\$ sedangkan nilai impor minyak dan gas hanya sebesar 4,09 Juta US\$.

In 2023, North Kalimantan Province import oil, gas and non-oil so that the largest import is non-oil and gas imports of US\$ 685,80 million.

During 2020-2023, imports in North Kalimantan Province were dominated by non-oil and gas goods. In 2020, the import value of oil and gas was only US\$ 1.13 million, while the value of non-oil and gas imports was US\$ 82.26 million. In 2021, Kaltara Provinsi did not import oil and gas. Then in 2022, the value of non-oil and gas imports was US\$ 166.8 million, while the value of oil and gas imports was only US\$ 4.09 million.

Perkembangan Impor Kalimantan Utara *Trend of Kalimantan Utara Import 2023*
Tahun 2023

Pada tabel 1 dapat kita lihat nilai dan berat impor Kalimantan Utara menurut bulan tahun 2023. Nilai impor Provinsi Kalimantan Utara sebesar 688,56 Juta US\$ dengan berat 618.210 Ton.

In table 1, we can see the value and weight of North Kalimantan's imports by month of 2023. The import value of North Kalimantan Province is 688.56 million US\$ with a weight of 618,210 tons.

Tabel/Table 1. Impor Kalimantan Utara Berdasarkan Nilai Dan Berat Tahun 2023 / *Kalimantan Utara Imports By Value And Weight 2023*

No	Bulan/Month	Nilai (Juta US\$) Value (Million US\$)	Berat (Ton) Weight (Ton)
(1)	(2)	(3)	(4)
1	Januari/January	14,71	29 095
2	Februari/February	29,04	18 841
3	Maret/March	14,45	35 680
4	April/April	49,87	26 964
5	Mei/May	37,82	22 625
6	Juni/June	58,79	32 066
7	Juli/July	47,06	26 216
8	Agustus/August	107,56	115 193
9	September/September	45,48	76 561
10	Oktober/October	98,64	73 811
11	November/November	93,15	83 792
12	Desember/December	91,97	77 366
Jumlah/Total		688,56	618 210

Nilai impor terbesar terdapat pada bulan Agustus sebesar 107,56 Juta US\$ dan berat impor terbesar terdapat pada bulan Agustus dengan berat 115.197 Ton.

The largest import value was in August of 107.56 million US\$ and the largest import weight was in Agustus with a weight of 115,197 tons.

Tabel/Table 2. Impor Kalimantan Utara Berdasarkan Negara Asal Tahun 2023 / *Kalimantan Utara Imports By Country of Origin 2023*

No	Negara Asal <i>Country of origin</i>	Nilai (Juta US\$) <i>Value (Million US\$)</i>	Berat (Ton) <i>Weight (Ton)</i>
(1)	(2)	(3)	(4)
1	Australia	0,76	800
2	Belgium	2,32	12
3	China	494,42	128 982
4	Finland	10,73	241
5	India	2,75	2 262
6	Italy	0,80	9
7	Japan	5,39	7
8	Korea, Republic Of	0,17	16
9	Malaysia	8,62	442 317
10	Philippines	1,60	160
11	Russia Federation	5,65	2 964
12	Singapore	96,72	35 129
13	Sweden	13,27	255
14	United Arab Emirates	7,27	803
15	Vietnam	38,09	4 255
Jumlah		688,56	618 210

Pada tahun 2023, terdapat 15 negara asal impor di Kalimantan Utara. Nilai impor terbesar terdapat pada negara China sebesar 494,42 Juta US\$ dengan berat 128.982 ton, diikuti oleh negara Singapura sebesar 96,72 Juta US\$ dengan berat 35.129 Juta US\$, Vietnam sebesar 38,09 Juta US\$ dengan berat sebesar 4.225 Ton, Swedia sebesar 13,27 Juta US\$ dengan berat 255 Ton, dan Finlandia sebesar 10,73 Juta US\$ dengan berat 241 Ton. Sedangkan nilai impor pada negara Australia, Italia dan Korea tidak mencapai satu juta US\$.

In 2023, there will be 15 countries of origin for imports in North Kalimantan. The largest import value was in China at 494.42 million US\$ with a weight of 128,982 tons, followed by Singapore at 96.72 million US\$ with a weight of 35,129 million US\$, Vietnam at 38.09 million US\$ with a weight of 4,225 tons, Sweden amounting to 13.27 million US\$ with a weight of 255 tons, and Finland at 10.73 million US\$ with a weight of 241 tons. Meanwhile, the import value to Australia, Italy and Korea did not reach one million US\$.

Tabel/Table 3. Impor Kalimantan Utara Berdasarkan Migas dan Non Migas dan Negara Asal Tahun 2023 / Kalimantan Utara Imports by Oil & Gas and Non-Oil & Gas and Country of Origin in 2023

No	Negara Asal /Country Of Origin	Nilai (Juta US\$) Value (Million Us\$)	Berat Ton Weight (Ton)
(1)	(2)	(3)	(4)
1	Migas/ Oil and Gas	2,76	4 593
	China	0,00	1
	Malaysia	0,78	1 300
	Singapore	1,98	3 292
2	Non Migas/ Non-Oil And Gas	685,80	613 617
	Australia	0,76	800
	Belgium	2,32	12
	China	494,42	128 981
	Finland	10,73	241
	India	2,75	2 262
	Italy	0,80	9
	Japan	5,39	7
	Korea, Republic Of	0,17	16
	Malaysia	7,84	441 017
	Philippines	1,60	160
	Russia Federation	5,65	2 964
	Singapore	94,75	31 836
	Sweden	13,27	255
	United Arab Emirates	7,27	803
	Vietnam	38,09	4 255
	Total	688,56	618 210

Nilai impor Provinsi Kalimantan Utara pada tahun 2023 berasal dari migas dan non migas dan gas.

Pada tabel 4 dapat kita lihat nilai dan berat impor menurut komoditas dan negara asal. Terdapat 4 komoditas impor yaitu komoditas hasil minyak, barang industri pengolahan, barang pertambangan dan barang pertanian. Nilai impor terbesar berasal dari komoditas industri pengolahan dengan nilai sebesar 680,68 Juta US\$ dengan berat 192.162 Ton. Sedangkan nilai impor

The import value of North Kalimantan Province in 2023 entirely comes from non-oil and gas, while the import value of oil and gas is zero.

In table 4 we can see the value and weight of imports by commodity and country of origin. There are 4 imported commodities, namely oil yield, industrial goods processing commodities, mining goods and agricultural goods. The largest import value came from processing industrial commodities with a value of US\$ 680.68 million with a weight of 192.162

barang pertambangan adalah sebesar 3,95 juta US\$ dengan berat 419.218 Ton. Meanwhile, the import value of mining goods is US\$ 3,95 million with a weight of 419.218 tons.

Tabel/Table 4. Impor Kalimantan Utara Menurut Komoditi dan Negara Asal 2023 / Kalimantan Utara Import by Comodities and Country of Origin in 2023

No	Negara Asal /Country Of Origin	Nilai (Juta US\$) Value (Million US\$)	Berat Ton Weight (Ton)
(1)	(2)	(3)	(4)
1	Hasil Minyak	2,76	4 593
	China	0,00	1
	Malaysia	0,78	1 300
	Singapore	1,98	3 292
2	Industri Pengolahan	680,68	192 162
	Australia	0,76	800
	Belgium	2,32	12
	China	494,38	126 988
	Finland	10,73	241
	India	1,58	24
	Italy	0,80	9
	Japan	5,39	7
	Korea, Republic Of	0,17	16
	Malaysia	3,93	23 792
	Philippines	1,60	160
	Russia Federation	5,65	2 964
	Singapore	94,75	31 836
	Sweden	13,27	255
	United Arab Emirates	7,27	803
	Vietnam	38,09	4 255
3	Pertambangan	3,95	419 218
	China	0,04	1 993
	Malaysia	3,91	417 225
4	Pertanian	1,17	2 238
	India	1,17	2 238
Total		688,56	618 210

Pada komoditas industri pengolahan, impor terbesar berasal dari negara China sebesar 494,38 juta US\$ dengan berat 126.988 Ton, diikuti negara Singapura sebesar 94,75 juta US\$ dengan berat 31.836 Ton, negara Vietnam sebesar 38,09 juta US\$ dengan berat 4.255 Ton dan negara Swedia

In the commodity processing industry, the largest imports came from China at 494.38 million US\$ with a weight of 126,988 tons, followed by Singapore at 94,75 million US\$ with a weight of 31.836 tons, Vietnam at 38.09 million US\$ with a weight of 4,255 Tons and Sweden amounted to 13.27 million US\$ with a weight of 255 Tons.

Statistik Impor Provinsi Kalimantan Utara 2023

sebesar 13,27 Juta US\$ dengan berat 255 Ton.

Nilai impor pada komoditas pertambangan berasal dari negara Malaysia sebesar 3,91 Juta US\$ dengan berat 417.225 Ton dan negara China sebesar 0,04 Juta US\$ dengan berat 1.993 Ton.

The import value of mining commodities is came from Malaysia is 3.91 million US\$ with a weight of 417,225 tons and China is 0.04 million US\$ with a weight of 1,993 tons.

<https://kaltara.bps.go.id>

Tabel/Table 5. Impor Kalimantan Utara Menurut Komoditi HS 2 Digit dan Negara Asal 2023/
Kalimantan Utara Import by 2 HS Digit Commodities and Country of Origin in 2023

	Negara Asal /Country of Origin Komoditas HS 2 Digit/ 2 HS Digit Commodities	Nilai (Juta US\$)/Value (Million Us\$)	Berat Ton/Weight (Ton)
	(2)	(3)	(4)
1	Australia	0,76	800,00
31	Pupuk	0,76	800,00
2	BELGIUM	2,32	11,78
84	Reaktor nuklir, ketel, mesin dan peralatan mekanis; bagian daripadanya	2,32	11,78
3	CHINA	56,97	19 089,34
25	Garam; belerang; tanah dan batu; bahan plester; kapur dan semen	0,04	1 993,19
27	Bahan bakar mineral, minyak mineral dan produk sulingannya; zat mengandung bitumen; malam mineral	0,00	1,15
28	Bahan kimia anorganik; senyawa organik atau anorganik dari logam mulia, dari logam tanah langka, dari unsur radioaktif dan dari isotop	0,00	0,02
32	Ekstrak penyamak atau pencelup; tanin dan turunannya; bahan celup; pigmen dan bahan pewarna lainnya; cat dan pernis; dempul dan mastik lainnya; tinta	0,00	0,76
34	Sabun, bahan aktif permukaan organik, preparat pembersih, pelumas, malam tiruan/olahan, preparat pemoles/penggosok, lilin; dan preparat untuk gigi dengan bahan dasar plaster	0,00	1,93
35	Zat albumina; pati dimodifikasi; perekat; enzim	0,00	0,05
37	Barang fotografi atau sinematografi	0,00	0,14
38	Aneka produk kimia	0,04	7,66
39	Plastik dan barang daripadanya	0,09	28,40
40	Karet dan barang daripadanya	1,32	364,74
42	Barang dari kulit samak; saddlery dan harness; barang untuk bepergian, tas tangan dan sejenisnya; barang dari usus binatang hewan (selain benang ulat sutera)	0,01	2,21
48	Kertas dan kertas karton; barang dari pulp kertas, kertas atau kertas karton	0,00	0,17
49	Buku, koran, gambar cetakan dan produk lainnya dari industri percetakan; naskah tulisan tangan, naskah ketikan dan rencana	0,00	0,43
53	Serat tekstil nabati lainnya; benang kertas dan kain tenunan dari benang kertas	0,00	0,03
56	Gumpalan, kain kempa dan bukan tenunan; benang khusus; benang pital, tali tambang dan kabel serta barang daripadanya	0,02	8,21
58	Kain tenunan khusus; kain tekstil berjumbai; renda; permadani dinding; hiasan; sulaman	0,00	0,00

Statistik Impor Provinsi Kalimantan Utara 2023

59	Kain tekstil diresapi, dilapisi, ditutupi atau dilaminasi; barang tekstil dari jenis yang cocok untuk keperluan industri	0,00	0,05
65	Tutup kepala dan bagiannya	0,00	0,27
68	Barang dari batu, plester, semen, asbes, mika atau bahan semacam itu	5,69	78 751,16
69	Produk keramik	0,00	0,00
70	Kaca dan barang dari kaca	0,00	0,39
72	Besi dan baja	3,45	955,15
73	Barang dari besi atau baja	31,91	2 850,36
74	Tembaga dan barang daripadanya	0,02	8,17
76	Aluminium dan barang daripadanya	0,06	24,10
82	Perkakas, peralatan, barang tajam, sendok dan garpu, dari logam tidak mulia; bagiannya dari logam tidak mulia	0,03	114,65
83	Bermacam-macam barang dari logam tidak mulia	0,03	9,73
84	Reaktor nuklir, ketel, mesin dan peralatan mekanis; bagian daripadanya	425,94	31 896,66
85	Mesin dan perlengkapan listrik serta bagiannya; perekam dan reproduksi suara/gambar dan suara televisi, dan bagian serta aksesoris dari barang tersebut	9,16	709,74
86	Lokomotif kereta api, kendaraan yang bergerak diatas rel dan bagiannya, perlengkapan pemberi isyarat lalu lintas dari segala jenis	8,56	2 371,40
87	Kendaraan selain yang bergerak diatas rel kereta api, dan bagian serta aksesorisnya	2,56	787,89
89	Kapal, perahu dan struktur terapung	3,70	5 372,02
90	Instrumen dan aparatus optis, fotografi, sinematografi, pengukur, pemeriksa, presisi, medis dan bedah; bagian dan aksesorisnya	0,02	2,65
94	Perabotan; keperluan tidur, kasur, alas kasur, bantal kursi dan perabotan yang diisi semacam itu ; lampu dan alat kelengkapan penerangan; papan/tanda iluminasi; bangunan prefabrikasi	1,76	2 716,49
95	Keperluan olah raga; bagian dan aksesorisnya	0,00	1,21
96	Bermacam-macam barang hasil pabrik	0,00	0,67
4	FINLAND	10,73	240,92
84	Reaktor nuklir, ketel, mesin dan peralatan mekanis; bagian daripadanya	10,73	240,92
5	INDIA	2,75	2 261,73
84	Reaktor nuklir, ketel, mesin dan peralatan mekanis; bagian daripadanya	1,58	24,23
10	Sereal	1,17	2 237,50
6	ITALY	0,80	9,13
84	Reaktor nuklir, ketel, mesin dan peralatan mekanis; bagian daripadanya	0,80	9,13
7	JAPAN	5,39	6,92
84	Reaktor nuklir, ketel, mesin dan peralatan mekanis; bagian daripadanya	5,39	6,92
8	KOREA, REPUBLIC OF	0,17	16,30

85	Mesin dan perlengkapan elektris serta bagiannya; perekam dan pereproduksi suara/gambar dan suara televisi, dan bagian serta aksesori dari barang tersebut	0,17	16,30
9	MALAYSIA	8,62	442 316,66
27	Bahan bakar mineral, minyak mineral dan produk sulingannya; zat mengandung bitumen; malam mineral	0,78	1 299,84
68	Barang dari batu, plester, semen, asbes, mika atau bahan semacam itu	3,86	23 763,38
25	Garam; belerang; tanah dan batu; bahan plester; kapur dan semen	3,91	417 224,80
39	Plastik dan barang daripadanya	0,08	28,64
10	PHILIPPINES	1,60	159,78
93	Tembakau dan pengganti tembakau dipabrikasi	1,60	159,78
11	RUSSIA FEDERATION	5,65	2 964,00
31	Pupuk	5,65	2 964,00
12	SINGAPORE	96,72	35 128,59
27	Bahan bakar mineral, minyak mineral dan produk sulingannya; zat mengandung bitumen; malam mineral	1,98	3 292,15
89	Kapal, perahu dan struktur terapung	5,25	23 779,00
85	Mesin dan perlengkapan elektris serta bagiannya; perekam dan pereproduksi suara/gambar dan suara televisi, dan bagian serta aksesori dari barang tersebut	1,02	59,55
24	Tembakau dan pengganti tembakau dipabrikasi	88,48	7 997,90
13	SWEDEN	13,27	254,64
84	Reaktor nuklir, ketel, mesin dan peralatan mekanis; bagian daripadanya	13,27	254,64
14	UNITED ARAB EMIRATES	7,27	803,31
24	Tembakau dan pengganti tembakau dipabrikasi	7,27	803,31
15	VIETNAM	38,09	4 254,51
24	Tembakau dan pengganti tembakau dipabrikasi	38,09	4 254,51
Grand Total		688,56	618 210,10

Pada tabel 5 dapat kita lihat impor Kalimantan Utara menurut Komoditi HS 2-digit dan negara asal. Dari 15 negara asal barang impor, terdapat tiga negara dengan nilai impor terbesar yaitu China, Singapura dan Vietnam.

Nilai impor terbesar dari negara China adalah komoditas Reaktor nuklir, ketel, mesin dan peralatan mekanis; bagian daripadanya

In table 5, we can see North Kalimantan's imports by 2-digit HS Commodity and country of origin. Of the 15 countries of origin of imported goods, there are three countries with the largest import value, namely China, Singapore dan Vietnam.

The largest import value from China is Machinery for making pulp of fibrous

Statistik Impor Provinsi Kalimantan Utara 2023

sebesar 425,94 Juta US\$ dengan berat 31.896,66 ton.

Nilai impor barang terbesar dari Singapura adalah komoditas Tembakau dan pengganti tembakau dipabrikasi sebesar 88,48 Juta US\$ dengan berat 7.997,90 ton.

Nilai Impor terbesar dari Vietnam adalah komoditas Tembakau dan pengganti tembakau dipabrikasi sebesar 38,09 Juta US\$ dengan berat 4.254,51 ton.

cellulosic material amounting to 425.94 million US\$ with a weight of 31,896.66 tons.

The largest import value of goods from Singapore are tobacco commodities and manufactured tobacco substitutes is 88.48 million US\$ with a weight of 7,997.90 tons.

The largest import value from Vietnam is tobacco commodities and manufactured tobacco substitutes of 38.09 million US\$ with a weight of 4,254.51 tons.

Tabel/Table 6. Impor Kalimantan Utara Menurut KPPBC 2023 / Kalimantan Utara Import by KPPBC 2023

No	KPPBC	Nilai (Juta US\$) Value (Million Us\$)	Berat Ton Weight (Ton)
(1)	(2)	(3)	(4)
1	Nunukan	124,67	156 229
2	Tarakan	563,89	461 981
Total		688,56	618 210

Terdapat dua Kantor Pengawasan dan Pelayanan Bea Cukai (KPPBC) di Kalimantan Utara yaitu pada Kota Tarakan dan Kabupaten Nunukan. Impor barang di Kalimantan Utara terbesar melewati KPPBC Kota Tarakan yaitu sebesar 563,89 Juta US\$ sedangkan KPPBC Kabupaten Nunukan sebesar 124,67 Juta US\$.

Barang impor yang melewati KPPBC Nunukan berasal dari negara China sebesar 0,18 Juta US\$, kemudian India sebesar 1,17 Juta US\$, Malaysia sebesar 1,40 Juta US\$, Filipina sebesar 1,60 Juta US\$, Singapore sebesar 74,96 Juta US\$, Saudi Arabia sebesar

There are two Customs Service and Supervision Offices (KPPBC) in North Kalimantan, namely Tarakan City and Nunukan Regency. The largest import of goods in North Kalimantan was through the KPPBC of Tarakan City, amounting to US\$ 563,89 million, while the KPPBC of Nunukan Regency was US\$ 124,67 million.

Imported goods passing through the Nunukan KPPBC came from China at 0,18 Million US\$, then India at 1,17 million US\$, Malaysia at 1,40 million US\$ and Philippines at 1,60 million US\$, Singapore at 74,96

7,27 Juta US\$, dan Vietnam sebesar 38,09
Juta US\$

*million US\$, United Arab Emirates at 7,27
million US\$ and Vietnam at 38,09 Million US.*

Barang impor yang melewati KPPBC
Tarakan berasal dari negara Australia sebesar
0,76 Juta Us\$, Belgia sebesar 2,32 Juta US\$,
China sebesar 494,24 Juta US\$, Finlandia
sebesar 10,73 Juta US, India sebesar 1,58 Juta
US\$, Italia sebesar 0,80 Juta US\$, Jepang
sebesar 5,39 Juta Us\$, Korea sebesar 0,17
Juta US\$, Malaysia sebesar 7,22 Juta US\$,
Rusia sebesar 5,65 Juta US, Singapura sebesar
21,77 Juta US\$ dan Swedia sebesar 13,27 Juta
US\$.

*Imported goods passing through KPPBC
Tarakan came from Australia at 0.76 million
US\$, Belgia amounting to 2.32 million US\$,
China at 494.24 million US\$, Finlandia 10,73
million US\$, India at 1.58 million US\$, Italia
at 0.80 million US\$, Japan at 5.39 million
US\$, Korea amounting to 0.17 million US\$,
Malaysia at 7.22 million US\$, Rusia 5.65
million US\$, Singapore at 21.77 million US\$
and Swedia at 13.27 million US\$*

<https://kaltara.bps.go.id>

Tabel/Table 7. Impor Kalimantan Utara Menurut KPPBC dan Negara Asal 2023 / Kalimantan Utara Import by KPPBC and Country of Origin 2023

No	Negara Asal Country of Origin	Nilai (Juta US\$) Value (Million US\$)	Berat Ton Weight (Ton)
(1)	(2)	(3)	(4)
1	Nunukan	124,67	156 229
	CHINA	0,18	56
	INDIA	1,17	2 238
	MALAYSIA	1,40	141 974
	PHILIPPINES	1,60	160
	SINGAPORE	74,96	6 745
	UNITED ARAB EMIRATES	7,27	803
	VIETNAM	38,09	4 255
2	Tarakan	563,89	461 981
	AUSTRALIA	0,76	800
	BELGIUM	2,32	12
	CHINA	494,24	128 926
	FINLAND	10,73	241
	INDIA	1,58	24
	ITALY	0,80	9
	JAPAN	5,39	7
	KOREA, REPUBLIC OF	0,17	16
	MALAYSIA	7,22	300 343
	RUSSIA FEDERATION	5,65	2 964
	SINGAPORE	21,77	28 384
	SWEDEN	13,27	255
	Total	688,56	618 210

Pada tabel 8 dapat dilihat barang impor yang masuk di Kalimantan Utara melewati enam Pelabuhan bongkar yang dapat dilihat pada tabel selanjutnya. Pelabuhan tersebut adalah Pelabuhan Bunyu, Pelabuhan Lingkas Tarakan, Pelabuhan Nunukan, Pelabuhan Tanjung Redep, Pelabuhan Tanjung Selor dan Pelabuhan Tarakan. Nilai impor terbesar berasal dari Pelabuhan Lingkas Tarakan sebesar 543,58 Juta US\$, diikuti Pelabuhan Nunukan sebesar 124,67 Juta US\$ dan Pelabuhan Tarakan sebesar 10,67 Juta US\$.

In table 8, it can be seen that imported goods entering North Kalimantan pass through six unloading ports which can be seen in the next table. The ports are Bunyu Port, Lingkas Tarakan Port, Nunukan Port, Tanjung Redep Port, Tanjung Selor Port, and Tarakan Port. The largest import value came from the Lingkas Tarakan port of 543.58 million US\$, followed by Nunukan Port of US\$ 124.67 million and Tarakan Port of US\$ 10.67 million

Tabel/Table 8. Impor Kalimantan Utara Menurut Pelabuhan 2023 / Kalimantan Utara Import by Port 2023

No	Pelabuhan/Port	Nilai (Juta US\$) Value (Million US\$)	Berat (Ton) Weight (Ton)
(1)	(2)	(3)	(4)
1	Bunyu	0,03	4 000
2	Lingkas Tarakan	543,58	309 010
3	Nunukan	124,67	156 229
4	Tanjung Redep	6,40	3 764
5	Tanjung Selor	3,20	61 192
6	Tarakan	10,67	84 015
Total		688,56	618 210

Tabel 9 memperlihatkan barang impor yang berasal dari negara asal dan asal pelabuhan. Pada pelabuhan Bunyu, barang impor berasal dari negara Malaysia sebesar 0,03 Juta US\$

Barang impor yang melalui pelabuhan Lingkas Tarakan berasal dari Belgia sebesar 2,32 Juta US\$, China sebesar 485,10 Juta US\$, Finlandia sebesar 10,73 Juta US\$, India sebesar 1,58 Juta US\$, Italia sebesar 0,8 Juta US\$, Jepang sebesar 5,39 Juta US\$, Korea sebesar 0,17 Juta US\$, Malaysia sebesar 4,43 Juta US\$, Singapura sebesar 19,79 Juta US\$ dan Swedia sebesar 13,27 Juta US\$ kemudian dari pelabuhan Nunukan berasal dari negara China sebesar 0,18 Juta US\$, India sebesar 1,17 Juta US\$, Malaysia sebesar 1,40 Juta US\$, Filipina sebesar 1,60 Juta US\$, Singapura sebesar 74,96 Juta US\$, Saudi Arabia sebesar 7,27 Juta US\$ dan Vietnam sebesar 38,09 Juta US\$. Kemudian barang impor yang berasal

Table 9 shows imported goods originating from the country of origin and port of origin. At the Bunyu port, imported goods came from countries, namely Malaysia at 0.03

Imported goods through the Lingkas Tarakan port came from Belgia at 2,32 million US\$, China at 485,10 million US\$, Finlandia amounting to US\$ 10,73 million, India at 1.58 million US\$, Italia at US\$ 0.8 million, Jepang amounting to US\$ 5,39 million, Korea at 0.17 million US\$, Malaysia at US\$ 4.43 million, Singapore at 19.79 million US\$ and Swedia at US\$ 13.27 million, then Nunukan port came from China at 0,18 million US\$, India amounting to US\$ 1.17 million , Malaysia at 1.04 million US\$, Philippines at 1.60 million US\$, Singapore amounting to US\$ 74.96 million , Saudi Arabia at 7.27 million US\$ and Vietnam at US\$ 38.09 million. Then imported goods

Statistik Impor Provinsi Kalimantan Utara 2023

dari pelabuhan Tanjung Redep adalah Australia sebesar 0,76 Juta US\$.

Pada pelabuhan Tanjung Selor, barang impor hanya berasal dari negara Malaysia dengan nilai impor sebesar 1,23 Juta US\$ dan Singapore sebesar 1,98 Juta US\$, sedangkan pada pelabuhan Tarakan impor berasal dari China sebesar 9,14 Juta US\$ dan Malaysia sebesar 1,53 Juta US\$.

originating from Tanjung Redep port are Australia at 0,76 million US\$.

At the Tanjung Selor port, imported goods come from Malaysia with an import value of 1.23 million US\$, and Singapore at 1.98 million US\$, then at Tarakan port import came from China at 9.14 million US\$ and Malaysia at 1.53 million US\$.

<https://kaltara.bps.go.id>

Tabel/Table 9. Impor Kalimantan Utara Menurut Pelabuhan dan Negara Asal 2023 / Kalimantan Utara Import by Por and Country of Origin 2023

No	Negara Asal/Country of Origin Pelabuhan/Port	Nilai (Juta US\$)/Value (Million US\$)	Berat (Ton)/Weight (Ton)
(1)	(2)	(3)	(4)
1	Bunyu	0,03	4 000
	Malaysia	0,03	4 000
2	Lingkak Tarakan	543,58	309 010
	Belgium	2,32	12
	China	485,10	114 703
	Finland	10,73	241
	India	1,58	24
	Italy	0,80	9
	Japan	5,39	7
	Korea, Republic Of	0,17	16
	Malaysia	4,43	168 651
	Singapore	19,79	25 092
	Sweden	13,27	255
3	Nunukan	124,67	156 229
	China	0,18	56
	India	1,17	2 238
	Malaysia	1,40	141 974
	Philippines	1,60	160
	Singapore	74,96	6 745
	United Arab Emirates	7,27	803
	Vietnam	38,09	4 255
4	Tanjung Redep	6,40	3 764
	Australia	0,76	800
5	Tanjung Selor	3,20	61 192
	Malaysia	1,23	57 900
	Singapore	1,98	3 292
6	Tarakan	10,67	84 015
	China	9,14	14 223
	Malaysia	1,53	69 792
Total		688,56	618 210

Kemudian barang impor yang berasal dari pelabuhan Tarakan adalah dari negara China sebesar 9,14 Juta US\$ dan Malaysia sebesar 1,53 Juta US\$.

Dari kelima pelabuhan tersebut, pelabuhan yang memiliki nilai impor tertinggi

Then imported goods originating from the port of Tarakan are from China at US\$ 9.14 million and Malaysia at US\$ 1.53 million.

Statistik Impor Provinsi Kalimantan Utara 2023

adalah Lingkas Tarakan sebesar 543,58 Juta US\$, Nunukan sebesar 124,67 Juta US\$ dan Tarakan sebesar 10,67 Juta US\$.

Of the five ports, the port with the highest import value is Lingkas Tarakan at US\$ 543.58 million, Nunukan at US\$ 124.67 million and Tarakan at US\$ 10.67 million

Tabel/Table 10. Impor Kalimantan Utara Menurut Komoditas HS 2 Digit 2023 / Kalimantan Utara Import 2 HS Digit Comodities 2023

No	Komoditas HS 2 Digit 2 HS Digit Comodities		Nilai (Juta US\$)/Value (Million US\$)	Berat Ton/Weight (Ton)
(1)	(2)		(3)	(4)
1	84	Reaktor nuklilr, ketel, mesin dan peralaan mekanis; bagian daripadanya / <i>Nuclear reactors, boilers, machines and mechanical equipment; part of it</i>	460,04	32 444
2	24	Tembakau dan pengganti tembakau dipabrikasi / <i>Tobacco and manufactured tobacco substitutes</i>	135,44	13 215
4	73	Barang dari besi atau baja / <i>Items of iron or steel</i>	31,91	2 850
4	85	Mesin dan perlengkapan listrik serta bagiannya / <i>Electrical machines and equipment and their parts</i>	10,34	786
5	68	Barang dari batu, plester, semen, asbes, mika atau bahan semacam itu / <i>Articles of stone, plaster, cement, asbestos, mica or similar materials</i>	9,55	102 515
6	89	Kapal, perahu dan struktur terapung / <i>Ships, boats and floating structures</i>	8,95	29 151
7	86	Lokomotif kereta api / <i>Containers of metal, designed&equipped for carriage by one/more modes of transport</i>	8,56	2 371
8		Lainnya / <i>other commodities</i>	17,36	431 113
Total			688,56	618 210

Di Kalimantan Utara, terdapat 7 barang impor terbesar menurut komoditas HS 2 Digit. Nilai impor komoditas terbesar adalah komoditas Reaktor nuklilr, ketel, mesin dan peralaan mekanis; bagian daripadanya sebesar 460,04 Juta US\$, komoditas Tembakau dan pengganti tembakau dipabrikasi sebesar 135,44 Juta US\$, komoditas barang dari besi atau baja sebesar 31,91 Juta US\$, komoditas Mesin dan perlengkapan listrik serta bagiannya

In North Kalimantan, there were 7 largest imported goods according to 2-digit HS commodities. The largest import value of commodities were Nuclear reactors, boilers, machines and mechanical equipment; part of it of US\$ 460.04 million, Tobacco and manufactured tobacco substitutes of 135.44 million US\$, Items of iron or steel of 31.91 million US\$, Electrical machines and equipment and their parts of 10.34 million US\$, Articles of stone, plaster, cement, asbestos, mica or similar

sebesar 10,34 Juta US\$, komoditas barang dari batu, plester, semen, asbes, mika atau bahan semacमितु sebesar 9,55 Juta US\$, komoditas Kapal, perahu dan struktur terapung sebesar 8,95 Juta US\$, komoditas Lokomotif kereta api sebesar 8,56 Juta US\$, dan komoditas lainnya sebesar 17,36 Juta US\$.

materials of were 9.55 million US\$, Ships, boats and floating structures of were 8.95 million US\$, Containers of metal,designed&equipped for carriage by one/more modes of transport of were 8.56 million US\$. Other commodities amounted to 17.36 million US\$.

Tabel/Table 11. Impor Kalimantan Utara Menurut Komoditas HS 8 Digit 2023 / Kalimantan Utara Import 8 HS Digit Comodities 2023

No	Komoditas HS 8 Digit/ 8 HS Digit Comodities		Nilai (Juta US\$)/Value (Million US\$)	Berat Ton/Weight (Ton)
(1)	(2)		(3)	(4)
1	84029090	Reaktor nuklilr, ketel, mesin dan peralaan mekanis; bagian daripadanya <i>Nuclear reactors, boilers, engines and mechanical equipment; part thereof</i>	245,63	21 077
2	84391000	Reaktor nuklilr, ketel, mesin dan peralaan mekanis; bagian daripadanya <i>Nuclear reactors, boilers, engines and mechanical equipment; part thereof</i>	152,57	5 834
3	24022090	Tembakau dan pengganti tembakau dipabrikasi <i>Tobacco and tobacco substitutes are manufactured</i>	132,80	12 849
4	84212119	Reaktor nuklilr, ketel, mesin dan peralaan mekanis; bagian daripadanya <i>Nuclear reactors, boilers, engines and mechanical equipment; part thereof</i>	24,94	922
5	73090099	Barang dari besi atau baja <i>Other guardrails of iron or steel</i>	19,25	544

Lima Nilai barang impor terbesar menurut komoditas HS 8 digit adalah Rokok yang mengandung tembakau, rokok kretek sebesar 63,07 Juta US\$, komoditas Rokok

The top five values of imported goods according to HS 8-digit commodities were cigarettes containing tobacco, kretek cigarettes amounting to 63,07 million US\$,

Statistik Impor Provinsi Kalimantan Utara 2023

yang mengandung tembakau, selain beedies dan sigaret kretek sebesar 42,16 Juta US\$, komoditas kapal, perahu dan struktur terapung > 500 sebesar 9,34 Juta US\$ dan kapal, perahu dengan kapasitas 26 ton sebesar 3,60 Juta US\$.

Kemudian komoditas barang dari besi atau baja sebesar 11,09 Juta US\$

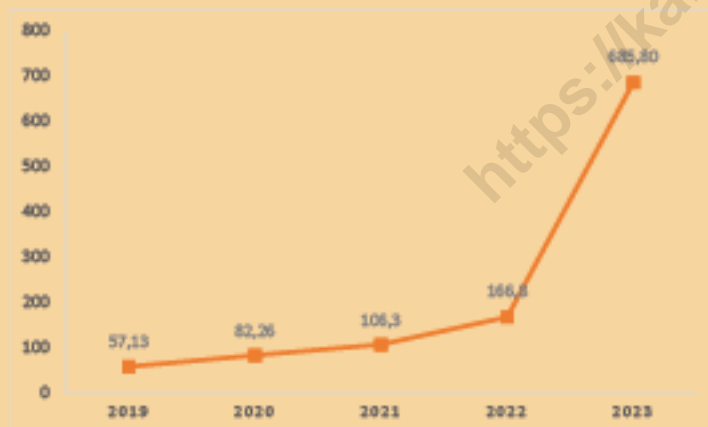
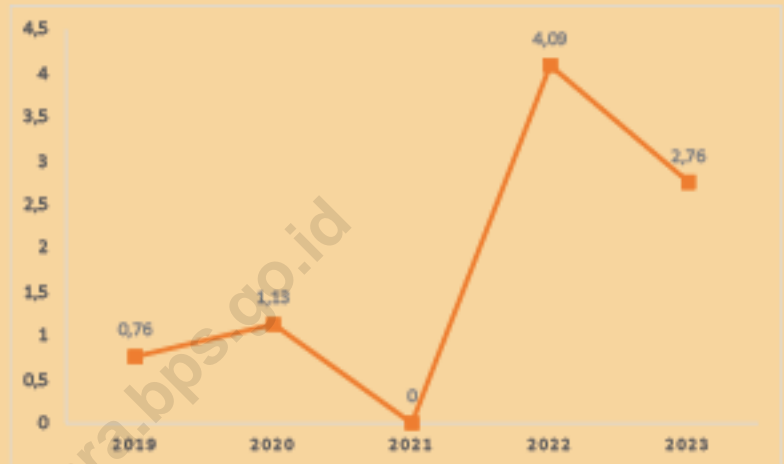
cigarettes containing tobacco, other than beedies and kretek cigarettes amounting to 42,16 million US\$, Other vessels, for transport not motorised of a gross tonnage > 500 for 9,34 Million US\$.

Then commodity Tugs and pusher craft; of a gross tonnage exceeding 26 for 3.60 Million US\$, and commodity Other guardrails of iron or steel for 11,09 Million US\$.

<https://kaltara.bps.go.id>

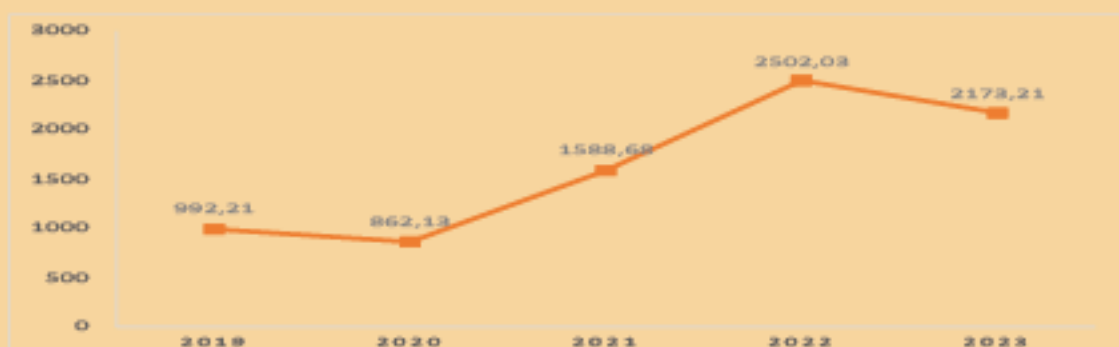
Perkembangan Perdagangan Luar Negeri di Kalimantan Utara *Tren of Foreign Trade in Kalimantan Utara Province*

Impor minyak dan gas Kalimantan Utara 2019 - 2023 (juta US\$)
Import of oil and gas in Kalimantan Utara 2019 - 2023 (million US\$)



Impor non minyak dan gas Kalimantan Utara 2019 - 2023 (juta US\$)
Import of non oil and gas in Kalimantan Utara 2019 - 2023 (million US\$)

Perkembangan Nilai Neraca Perdagangan Kalimantan Utara 2019 - 2023 (juta US\$)
Trend of trade balance value in North Kalimantan 2019 - 2023 (million US\$)



LAMPIRAN / APPENDIX

Lampiran/Appendix 1. Impor Kalimantan Utara menurut Kode HS 2 Digit Tahun 2023/Import Kalimantan Utara by 2 Digit HS Code, 2023

Kode/ Code	Komoditas HS 2 Digit 2 HS Digit Comodities	Nilai (Juta US\$) Value (Million US\$)	Berat Ton Weight (Ton)
84	Reaktor nuklir, ketel, mesin dan peralatan mekanis; bagian daripadanya	460,04	32 444
24	Tembakau dan pengganti tembakau dipabrikasi	135,44	13 215
73	Barang dari besi atau baja	31,91	2 850
85	Mesin dan perlengkapan listrik serta bagiannya; perekam dan reproduksi suara/gambar dan suara televisi, dan bagian serta aksesoris dari barang tersebut	10,34	786
68	Barang dari batu, plester, semen, asbes, mika atau bahan semacam itu	9,55	102 515
89	Kapal, perahu dan struktur terapung	8,95	29 151
86	Lokomotif kereta api, kendaraan yang bergerak diatas rel dan bagiannya, perlengkapan pemberi isyarat lalu lintas dari segala jenis	8,56	2 371
31	Pupuk	6,40	3 764
25	Garam; belerang; tanah dan batu; bahan plester; kapur dan semen	3,95	419 218
72	Besi dan baja	3,45	955
27	Bahan bakar mineral, minyak mineral dan produk sulingannya; zat mengandung bitumen; malam mineral	2,76	4 593
87	Kendaraan selain yang bergerak diatas rel kereta api, dan bagian serta aksesorisnya	2,56	788
94	Perabotan; keperluan tidur, kasur, alas kasur, bantal kursi dan perabotan yang diisi semacam itu ; lampu dan alat perlengkapan penerangan; papan/tanda iluminasi; bangunan prefabrikasi	1,76	2 716
40	Karet dan barang daripadanya	1,32	365
10	Serealia	1,17	2 238
39	Plastik dan barang daripadanya	0,16	57
76	Aluminium dan barang daripadanya	0,06	24
38	Aneka produk kimia	0,04	8
83	Berbagai-macam barang dari logam tidak mulia	0,03	10
82	Perkakas, peralatan, barang tajam, sendok dan garpu, dari logam tidak mulia; bagiannya dari logam tidak mulia	0,03	115
56	Gumpalan, kain kempa dan bukan tenunan; benang khusus; benang pintal, tali tambang dan kabel serta barang daripadanya	0,02	8
74	Tembaga dan barang daripadanya	0,02	8

Statistik Impor Provinsi Kalimantan Utara 2023

Kode/ Code	Komoditas HS 2 Digit 2 HS Digit Comodities	Nilai (Juta US\$) Value (Million US\$)	Berat Ton Weight (Ton)
90	Instrumen dan aparatus optis, fotografi, sinematografi, pengukur, pemeriksa, presisi, medis dan bedah; bagian dan aksesorinya	0,02	3
42	Barang dari kulit samak; saddlery dan harness; barang untuk bepergian, tas tangan dan sejenisnya; barang dari usus binatang hewan (selain benang ulat sutera)	0,01	2
34	Sabun, bahan aktif permukaan organik, preparat pembersih, pelumas, malam tiruan/olahan, preparat pemoles/penggosok, lilin; dan preparat untuk gigi dengan bahan dasar plaster	0,00	2
95	Keperluan olah raga; bagian dan aksesorinya	0,00	1
70	Kaca dan barang dari kaca	0,00	0
32	Ekstrak penyamak atau pencelup; tanin dan turunannya; bahan celup; pigmen dan bahan pewarna lainnya; cat dan pernis; dempul dan mastik lainnya; tinta	0,00	1
96	Beragam-macam barang hasil pabrik	0,00	1
53	Serat tekstil nabati lainnya; benang kertas dan kain tenunan dari benang kertas	0,00	0
48	Kertas dan kertas karton; barang dari pulp kertas, kertas atau kertas karton	0,00	0
65	Tutup kepala dan bagiannya	0,00	0
49	Buku, koran, gambar cetakan dan produk lainnya dari industri percetakan; naskah tulisan tangan, naskah ketikan dan rencana	0,00	0
37	Barang fotografi atau sinematografi	0,00	0
59	Kain tekstil diresapi, dilapisi, ditutupi atau dilaminasi; barang tekstil dari jenis yang cocok untuk keperluan industri	0,00	0
35	Zat albumina; pati dimodifikasi; perekat; enzim	0,00	0
28	Bahan kimia anorganik; senyawa organik atau anorganik dari logam mulia, dari logam tanah langka, dari unsur radioaktif dan dari isotop	0,00	0
58	Kain tenunan khusus; kain tekstil berjumbai; renda; permadani dinding; hiasan; sulaman	0,00	0
69	Produk keramik	0,00	0
Total		688,56	618 210

Lampiran/Appendix 2. Impor Kalimantan Utara menurut Kode HS 2 Digit dan Pelabuhan Tahun 2023/Import Kalimantan Utara by 2 Digit HS Code and Port, 2023

Kode/ Code	Komoditas HS 2 Digit 2 HS Digit Commodities	Nilai (Juta US\$) Value (Million US\$)	Berat Ton Weight (Ton)
BUNYU		0,03	4 000
25	Garam; belerang; tanah dan batu; bahan plester; kapur dan semen / Pebbles, gravel, broken/crushed stone, for road metalling/for railway/other ballast, shingle&flint	0,03	4 000
LINGKAS TARAKAN		543,58	309 010
24	Tembakau dan pengganti tembakau dipabrikasi / Cigarettes containing tobacco, clove cigarettes	13,52	1 253
25	Garam; belerang; tanah dan batu; bahan plester; kapur dan semen / Pebbles, gravel, broken/crushed stone, for road metalling/for railway/other ballast, shingle&flint	1,51	148 580
27	Bahan bakar mineral, minyak mineral dan produk sulingannya; zat mengandung bitumen; malam mineral / Petroleum bitumen	0,00	1
28	Bahan kimia anorganik; senyawa organik atau anorganik dari logam mulia, dari logam tanah langka, dari unsur radioaktif dan dari isotop	0,00	0
32	Ekstrak penyamak atau pencelup; tanin dan turunannya; bahan celup; pigmen dan bahan pewarna lainnya; cat dan pernis; dempul dan mastik lainnya; tinta	0,00	1
34	Sabun, bahan aktif permukaan organik, preparat pembersih, pelumas, malam tiruan/olahan, preparat pemoles/penggosok, lilin; dan preparat untuk gigi dengan bahan dasar plaster	0,00	2
35	Zat albumina; pati dimodifikasi; perekat; enzim	0,00	0
37	Barang fotografi atau sinematografi	0,00	0
38	Aneka produk kimia	0,04	8
39	Plastik dan barang daripadanya / Cover the walls or ceiling of polymers of vinyl chloride	0,09	28
40	Karet dan barang daripadanya / Gaskets and o-rings, of a kind used on motor vehicles of heading 87.02, 87.03, 87.04 or 87.11	1,21	324
42	Barang dari kulit samak; saddlery dan harness; barang untuk bepergian, tas tangan dan sejenisnya; barang dari usus binatang hewan (selain benang ulat sutera)	0,01	2
48	Kertas dan kertas karton; barang dari pulp kertas, kertas atau kertas karton	0,00	0

Statistik Impor Provinsi Kalimantan Utara 2023

Kode/ Code	Komoditas HS 2 Digit 2 HS Digit Comodities	Nilai (Juta US\$) Value (Million US\$)	Berat Ton Weight (Ton)
49	Buku, koran, gambar cetakan dan produk lainnya dari industri percetakan; naskah tulisan tangan, naskah ketikan dan rencana	0,00	0
53	Serat tekstil nabati lainnya; benang kertas dan kain tenunan dari benang kertas	0,00	0
56	Gumpalan, kain kempa dan bukan tenunan; benang khusus; benang pintal, tali tambang dan kabel serta barang daripadanya	0,01	2
58	Kain tenunan khusus; kain tekstil berjumbai; renda; permadani dinding; hiasan; sulaman	0,00	0
59	Kain tekstil diresapi, dilapisi, ditutupi atau dilaminasi; barang tekstil dari jenis yang cocok untuk keperluan industri	0,00	0
65	Tutup kepala dan bagiannya	0,00	0
68	Barang dari batu, plester, semen, asbes, mika atau bahan semacam itu / Floor/wall tiles of fabricated asbestos(oth crocidolite)	7,95	87 716
69	Produk keramik / Oth refractory ceramic goods cont by weight,oth metalcompound>50%	0,00	0
70	Kaca dan barang dari kaca / Rovings of glass fibres	0,00	0
72	Besi dan baja / Angle,oth than slotted angles,further work than hot finish,from flat-rolled product	3,45	955
73	Barang dari besi atau baja / Other equipment for scaffolding, shuttering, propping or pit propping	29,91	2 816
74	Tembaga dan barang daripadanya / Other household articels and parts thereof of coppers	0,02	8
76	Aluminium dan barang daripadanya / Aluminium structure for doors & their frames and thresholdsfor doors	0,06	24
82	Perkakas, peralatan, barang tajam, sendok dan garpu, dari logam tidak mulia; bagiannya dari logam tidak mulia	0,03	115
83	Bermacam-macam barang dari logam tidak mulia / Coated electrodes of base metal,for electricarc-welding in rolls	0,03	9
84	Reaktor nuklilr, ketel, mesin dan peralaan mekanis; bagian daripadanya / Other swing check-valves, of cast iron, with 4 cm<=an inlet of internal diameter ≤60 cm	453,65	31 356
85	Mesin dan perlengkapan listrik serta bagiannya; perekam dan pereproduksi suara/gambar dan suara televisi, dan bagian serta aksesori dari barang tersebut /	10,25	779

Kode/ Code	Komoditas HS 2 Digit 2 HS Digit Comodities	Nilai (Juta US\$) Value (Million US\$)	Berat Ton Weight (Ton)
	Switchboard & control panels: use for other purposes		
86	Lokomotif kereta api, kendaraan yang bergerak diatas rel dan bagiannya, / Containers of oth material,designed&equipped for carriage by one/more modes of transport perlengkapan pemberi isyarat lalulintas dari segala jenis	8,56	2 371
87	Kendaraan selain yang bergerak diatas rel kereta api, dan bagian serta aksesorinya / Motor vehicles for transport of good design for off-highway usewith g.v.w. < 5 t, CKD	2,56	788
89	Kapal, perahu dan struktur terapung / Other vessels,for transport. not motorised of a grosstonnage > 500	8,95	29 151
90	Instrumen dan aparatus optis, fotografi, sinematografi, pengukur, pemeriksa, presisi, medis dan bedah; bagian dan aksesorinya / Oth automatic regulating/controlling instruments&app,not electrically operated	0,02	3
94	Perabotan; keperluan tidur, kasur, alas kasur, bantal kursi dan perabotan yang diisi semacam itu ; lampu dan alat kelengkapan penerangan; papan/tanda iluminasi; bangunan prefabrikasi / Other seats, with metal frames, non-upholstered, withoutbackrest and/or the seat made of rattan	1,75	2 715
95	Keperluan olah raga; bagian dan aksesorinya	0,00	1
96	Bermacam-macam barang hasil pabrik	0,00	1
NUNUKAN		124,67	156 229
10	Serealia	1,17	2 238
24	Tembakau dan pengganti tembakau dipabrikasi / Cigarettes containing tobacco, clove cigarettes	121,92	11 962
25	Garam; belerang; tanah dan batu; bahan plester; kapur dan semen / Pebbles, gravel, broken/crushed stone, for road metalling/for railway/other ballast, shingle&flint	1,33	141 945
39	Plastik dan barang daripadanya / Cover the walls or ceiling of polymers of vinyl chloride	0,08	29
40	Karet dan barang daripadanya / Gaskets and o-rings, of a kind used on motor vehicles of heading 87.02, 87.03, 87.04 or 87.11	0,11	40
56	Gumpalan, kain kempa dan bukan tenunan; benang khusus; benang pintal, tali tambang dan kabel serta barang daripadanya	0,01	7

Statistik Impor Provinsi Kalimantan Utara 2023

Kode/ Code	Komoditas HS 2 Digit 2 HS Digit Commodities	Nilai (Juta US\$) Value (Million US\$)	Berat Ton Weight (Ton)
83	Bermacam-macam barang dari logam tidak mulia / Coated electrodes of base metal, for electric arc-welding in rolls	0,00	1
85	Mesin dan perlengkapan listrik serta bagiannya; perekam dan reproduksi suara/gambar dan suara televisi, dan bagian serta aksesoris dari barang tersebut / Switchboard & control panels: use for other purposes	0,05	6
94	Perabotan; keperluan tidur, kasur, alas kasur, bantalan kursi dan perabotan yang diisi semacam itu; lampu dan alat kelengkapan penerangan; papan/tanda iluminasi; bangunan prefabrikasi / Other seats, with metal frames, non-upholstered, without backrest and/or the seat made of rattan	0,00	2
TANJUNG REDEB		6,40	3 764
31	Pupuk	6,40	3 764
TANJUNG SELOR		3,2	61 192
25	Garam; belerang; tanah dan batu; bahan plester; kapur dan semen / Pebbles, gravel, broken/crushed stone, for road metalling/for railway/other ballast, shingle&flint	0,45	56 600
27	Bahan bakar mineral, minyak mineral dan produk sulingannya; zat mengandung bitumen; malam mineral / Petroleum bitumen	2,75	4 592
TARAKAN (U)		10,67	84 015
25	Garam; belerang; tanah dan batu; bahan plester; kapur dan semen / Pebbles, gravel, broken/crushed stone, for road metalling/for railway/other ballast, shingle&flint	0,64	68 093
49	Buku, koran, gambar cetakan dan produk lainnya dari industri percetakan; naskah tulisan tangan, naskah ketikan dan rencana	0,00	0
68	Barang dari batu, plester, semen, asbes, mika atau bahan semacam itu / Floor/wall tiles of fabricated asbestos(oth crocidolite)	1,61	14 799
73	Barang dari besi atau baja / Other equipment for scaffolding, shuttering, propping or pit propping	2,00	34
82	Perkakas, peralatan, barang tajam, sendok dan garpu, dari logam tidak mulia; bagiannya dari logam tidak mulia	0,00	0

Kode/ Code	Komoditas HS 2 Digit <i>2 HS Digit Commodities</i>	Nilai (Juta US\$) <i>Value (Million US\$)</i>	Berat Ton <i>Weight (Ton)</i>
84	Reaktor nuklir, ketel, mesin dan peralatan mekanis; bagian daripadanya / Other swing check-valves, of cast iron, with 4 cm<=an inlet of internal diameter ≤60 cm	6,39	1 088
85	Mesin dan perlengkapan elektris serta bagiannya; perekam dan pereproduksi suara/gambar dan suara televisi, dan bagian serta aksesoris dari barang tersebut / Switchboard & control panels: use for other purposes	0,04	0
TOTAL		688,56	618 210

<https://kaltara.bps.go.id>

Lampiran/Appendix 3. Impor Kalimantan Utara menurut Kode HS 2 Digit dan Negara Asal Tahun 2023/Import Kalimantan Utara by 2 Digit HS Code and Country of Origin, 2023

Kode/ Code	Asal Negara/Country of Origin Komoditas HS 2 Digit/ 2 HS Digit Comodities	Nilai (Juta US\$)/Value (Million US\$)	Berat Ton/Weight (Ton)
AUSTRALIA		0,76	800
31	Pupuk	0,76	800
BELGIA		2,32	12
84	Reaktor nuklir, ketel, mesin dan peralatan mekanis; bagian daripadanya / Other swing check-valves, of cast iron, with 4 cm<=an inlet of internal diameter ≤60 cm	2,32	12
CHINA		494,42	128 982
25	Garam; belerang; tanah dan batu; bahan plester; kapur dan semen / Pebbles, gravel, broken/crushed stone, for road metalling/for railway/other ballast, shingle&flint	0,04	1 993
27	Bahan bakar mineral, minyak mineral dan produk sulingannya; zat mengandung bitumen; malam mineral / Petroleum bitumen	0,00	1
28	Bahan kimia anorganik; senyawa organik atau anorganik dari logam mulia, dari logam tanah langka, dari unsur radioaktif dan dari isotop	0,00	0
32	Ekstrak penyamak atau pencelup; tanin dan turunannya; bahan celup; pigmen dan bahan pewarna lainnya; cat dan pernis; dempul dan mastik lainnya; tinta	0,00	1
34	Sabun, bahan aktif permukaan organik, preparat pembersih, pelumas, malam tiruan/olahan, preparat pemoles/penggosok, lilin; dan preparat untuk gigi dengan bahan dasar plaster	0,00	2
35	Zat albumina; pati dimodifikasi; perekat; enzim	0,00	0
37	Barang fotografi atau sinematografi	0,00	0
38	Aneka produk kimia	0,04	8
39	Plastik dan barang daripadanya / Cover the walls or ceiling of polymers of vinyl chloride	0,09	28
40	Karet dan barang daripadanya / Gaskets and o-rings, of a kind used on motor vehicles of heading 87.02, 87.03, 87.04 or 87.11	1,32	365
42	Barang dari kulit samak; saddlery dan harness; barang untuk bepergian, tas tangan dan sejenisnya; barang dari usus binatang hewan (selain benang ulat sutera)	0,01	2
48	Kertas dan kertas karton; barang dari pulp kertas, kertas atau kertas karton	0,00	0
49	Buku, koran, gambar cetakan dan produk lainnya dari industri percetakan; naskah tulisan tangan, naskah ketikan dan rencana	0,00	0
53	Serat tekstil nabati lainnya; benang kertas dan kain tenunan dari benang kertas	0,00	0

Kode/ Code	Asal Negara/Country of Origin Komoditas HS 2 Digit/ 2 HS Digit Commodities	Nilai (Juta US\$)/Value (Million US\$)	Berat Ton/Weight (Ton)
56	Gumpalan, kain kempa dan bukan tenunan; benang khusus; benang pital, tali tambang dan kabel serta barang daripadanya	0,02	8
58	Kain tenunan khusus; kain tekstil berjumbai; renda; permadani dinding; hiasan; sulaman	0,00	0
59	Kain tekstil diresapi, dilapisi, ditutupi atau dilaminasi; barang tekstil dari jenis yang cocok untuk keperluan industri	0,00	0
65	Tutup kepala dan bagiannya	0,00	0
68	Barang dari batu, plester, semen, asbes, mika atau bahan semacam itu / Floor/wall tiles of fabricated asbestos(oth crocidolite)	5,69	78 751
69	Produk keramik / Oth refractory ceramic goods cont by weight,oth metalcompound>50%	0,00	0
70	Kaca dan barang dari kaca / Rovings of glass fibres	0,00	0
72	Besi dan baja / Angle,oth than slotted angles,further work than hot finish,from flat-rolled product	3,45	955
73	Barang dari besi atau baja / Other equipment for scaffolding, shuttering, propping or pit propping	31,91	2 850
74	Tembaga dan barang daripadanya / Other household articels and parts thereof of coppers	0,02	8
76	Aluminium dan barang daripadanya / Aluminium structure for doors & their frames and thresholdsfor doors	0,06	24
82	#N/A	0,03	115
83	Bermacam-macam barang dari logam tidak mulia / Coated electrodes of base metal,for electricarc-welding in rolls	0,03	10
84	Reaktor nuklilir, ketel, mesin dan peralatan mekanis; bagian daripadanya / Other swing check-valves, of cast iron, with 4 cm<=an inlet of internal diameter ≤60 cm	425,94	31 897
85	Mesin dan perlengkapan elektris serta bagiannya; perekam dan pereproduksi suara/gambar dan suara televisi, dan bagian serta aksesoris dari barang tersebut / Switchboard & control panels: use for other purposes	9,16	710
86	Lokomotif kereta api, kendaraan yang bergerak diatas rel dan bagiannya, / Containers of oth material,designed&equipped for carriage by one/more modes of transport perlengkapan pemberi isyarat lalulintas dari segala jenis	8,56	2 371
87	Kendaraan selain yang bergerak diatas rel kereta api, dan bagian serta aksesorinya / Motor vehicles for transport of good design for off-highway usewith g.v.w. < 5 t, CKD	2,56	788
89	Kapal, perahu dan struktur terapung / Other vessels,for transport. not motorised of a grosstonnage > 500	3,70	5 372
90	Instrumen dan aparatus optis, fotografi, sinematografi, pengukur, pemeriksa, presisi, medis dan bedah; bagian dan	0,02	3

Statistik Impor Provinsi Kalimantan Utara 2023

Kode/ Code	Asal Negara/Country of Origin Komoditas HS 2 Digit/ 2 HS Digit Comodities	Nilai (Juta US\$)/Value (Million US\$)	Berat Ton/Weight (Ton)
	aksesorinya / Oth automatic regulating/controlling instruments&app,not electrically operated		
94	Perabotan; keperluan tidur, kasur, alas kasur, bantalan kursi dan perabotan yang diisi semacam itu ; lampu dan alat kelengkapan penerangan; papan/tanda iluminasi; bangunan prefabrikasi / Other seats, with metal frames, non-upholstered, withoutbackrest and/or the seat made of rattan	1,76	2 716
95	Keperluan olah raga; bagian dan aksesorinya	0,00	1
96	Bermacam-macam barang hasil pabrik	0,00	1
FINLANDIA		10,73	241
84	Reaktor nuklilr, ketel, mesin dan peralaan mekanis; bagian daripadanya / Other swing check-valves, of cast iron, with 4 cm<=an inlet of internal diameter ≤60 cm	10,73	241
INDIA		2,75	2 262
10	Sereal	1,17	2 238
84	Reaktor nuklilr, ketel, mesin dan peralaan mekanis; bagian daripadanya / Other swing check-valves, of cast iron, with 4 cm<=an inlet of internal diameter ≤60 cm	1,58	24
ITALY		0,80	9
84	Reaktor nuklilr, ketel, mesin dan peralaan mekanis; bagian daripadanya / Other swing check-valves, of cast iron, with 4 cm<=an inlet of internal diameter ≤60 cm	0,80	9
JAPAN		5,39	7
84	Reaktor nuklilr, ketel, mesin dan peralaan mekanis; bagian daripadanya / Other swing check-valves, of cast iron, with 4 cm<=an inlet of internal diameter ≤60 cm	5,39	7
KOREA		0,17	16
85	Mesin dan perlengkapan elektris serta bagiannya; perekam dan pereproduksi suara/gambar dan suara televisi, dan bagian serta aksesoris dari barang tersebut / Switchboard & control panels: use for other purposes	0,17	16
MALAYSIA		8,62	442 317
25	Garam; belerang; tanah dan batu; bahan plester; kapur dan semen / Pebbles,gravel,broken/crushed stone,for road metalling/for railway/other ballast, shingle&flint	3,91	417 225
27	Bahan bakar mineral, minyak mineral dan produk sulingannya; zat mengandung bitumen; malam mineral / Petroleum bitumen	0,78	1 300
39	Plastik dan barang daripadanya / Cover the walls or ceiling of polymers of vinyl chloride	0,08	29
68	Barang dari batu, plester, semen, asbes, mika atau bahan semacam itu / Floor/wall tiles of fabricated asbestos(oth crocidolite)	3,86	23 763
PHILIPPINES		1,60	160

Kode/ Code	Asal Negara/Country of Origin Komoditas HS 2 Digit/ 2 HS Digit Commodities	Nilai (Juta US\$)/Value (Million US\$)	Berat Ton/Weight (Ton)
24	Tembakau dan pengganti tembakau dipabrikasi / Cigarettes containing tobacco,clove cigarettes	1,60	160
RUSIA		5,65	2 964
31	Pupuk	5,65	2 964
SINGAPURA		96,72	35 129
24	Tembakau dan pengganti tembakau dipabrikasi / Cigarettes containing tobacco,clove cigarettes	88,48	7 998
27	Bahan bakar mineral, minyak mineral dan produk sulungannya; zat mengandung bitumen; malam mineral / Petroleum bitumen	1,98	3 292
85	Mesin dan perlengkapan elektris serta bagiannya; perekam dan pereproduksi suara/gambar dan suara televisi, dan bagian serta aksesoris dari barang tersebut / Switchboard & control panels: use for other purposes	1,02	60
89	Kapal, perahu dan struktur terapung / Other vessels,for transport. not motorised of a grosstonnage > 500	5,25	23 779
SWEDIA		13,27	255
84	Reaktor nuklir, ketel, mesin dan peralatan mekanis; bagian daripadanya / Other swing check-valves, of cast iron, with 4 cm<=an inlet of internal diameter ≤60 cm	13,27	255
SAUDI ARABIA		7,27	803
24	Tembakau dan pengganti tembakau dipabrikasi / Cigarettes containing tobacco,clove cigarettes	7,27	803
VIETNAM		38,09	4 255
24	Tembakau dan pengganti tembakau dipabrikasi / Cigarettes containing tobacco,clove cigarettes	38,09	4 255
TOTAL		688,56	618 210

Lampiran/Appendix 4. Impor Kalimantan Utara Tahun 2019-2023/Import Kalimantan Utara 2019-2023

Bulan/Month	Nilai Impor(Juta US\$)/Import Value (Million US\$)				
	2019	2020	2021	2022	2023
Januari/January	0,46	8,11	9,34	11,52	14,71
Februari/February	5,97	2,35	4,97	13,48	29,04
Maret/March	7,68	6,23	6,01	7,56	14,45
April/April	1,02	0,00	4,96	9,31	49,87
Mei/May	19,56	3,35	8,04	7,51	37,82
Juni/June	7,13	7,61	4,71	15,02	58,79
Juli/July	4,32	9,51	11,53	15,29	47,06
Agustus/August	1,85	3,49	13,27	12,23	107,56
September/September	1,93	10,83	19,24	26,69	45,48
Oktober/October	2,2	3,31	4,26	26,91	98,64
November/November	4,13	16,49	5,58	10,67	93,15
Desember/December	1,63	12,13	14,39	14,65	91,97
Total	57,89	83,39	106,30	170,89	1688,56

Lampiran/Appendix 5. Impor Kalimantan Utara Tahun 2019-2023/*Import Kalimantan Utara 2019-2023*

Tahun Year	Nilai (Juta US\$) Value (Million US\$)		
	Impor Import	Ekspor Export	Neraca Perdagangan Trade Balance
2019	57,89	1 050,10	992,21
2020	83,39	945,52	862,13
2021	106,30	1 694,98	1 588,68
2022	170,89	2 672,92	2 502,03
2023	688,56	2 861,77	2 173,21

<https://kaltara.bps.go.id>

Statistik Impor Provinsi Kalimantan Utara 2023

Lampiran/*Appendix* 6. Impor Kalimantan Utara Menuru Migas dan Non Migas 2019-2023/*Import Kalimantan Utara by Oil&Gas and Non Oil&Gas 2019-2023*

Tahun/year	Nilai Impor (Juta US\$) <i>Import Value (Million US\$)</i>	
	Migas <i>Oil & Gas</i>	Non Migas <i>Non Oil & Gas</i>
2019	0,76	57,13
2020	1,13	82,26
2021	0	106,30
2022	4,09	166,80
2023	2,76	685,80

<https://kaltara.bps.go.id>

Lampiran/Appendix 7. Impor Kalimantan Utara Menuru Kode HS 8 Digit 2023/*Import Kalimantan Utara by 8 Digi hst 2023*

HS code	Komoditas HS 8 Digit 2 HS Digit Comodities	Nilai (Juta US\$) Value (Million US\$)	Berat Ton Weight (Ton)
1006309 9	Semi-milled or wholly milled rice, whether or not polished or glazed, other than hs code 10063030 to 10063091	1,17	2 238
2402202 0	Cigarettes containing tobacco, clove cigarettes	2,64	366
2402209 0	Cigarettes containing tobacco, other than beedies and clove cigarettes	132,80	12 849
2517100 0	Pebbles, gravel, broken or crushed stone, of a kind commonly used for concrete aggregates, for road metalling or for railway or other ballast, shingle and flint, whether or not heat-treated	3,88	416 880
2519100 0	Natural magnesium carbonate (magnesite)	0,04	1 993
2521000 0	Limestone flux, limestone and other calcareous stone, of a kind used for the manufacture of lime or cement	0,03	345
2522100 0	Quicklime	0,00	0
2710199 0	Petroleum oil&oil obtain from bituminous mineral oth than crude&preparation n.e.s/incl,cont by weight ≥70% of oils mention before, these oils being the basic constituents of the preparations, not cont biodiesel&oth than waste oils, oth than hs 27101211-27101989	0,00	1
2713200 0	Petroleum bitumen	2,75	4 592
2826900 0	Fluorosilicates, fluoroaluminates and other complex fluorine salts, other than fluorides and sodium hexafluoroaluminate	0,00	0
3102300 0	Ammonium nitrate, whether or not in aqueous solution	6,40	3 764
3209900 0	Paints and varnishes (including enamels and lacquers), other than based on acrylic or vinyl polymers	0,00	1
3215901 0	Carbon mass of a kind used to manufacture carbon paper	0,00	0
3402501 9	Preparations put up for retail sale o.t surface-active preparations and anionic washing preparations or cleaning preparations, including bleaching, cleansing or degreasing preparations in liquid form	0,00	0
3402901 9	Surf active prep, wash prep incl aux wash&clean prep,cont soap/not,in liq form, oth than HS3401, 34029011-34029014, retail	0,00	1
3402909 9	Surface active prep,wash prep incl aux wash&clean prep,cont soap/not,not in liq form,oth than of 3401,HS 34029091-34029094	0,00	1

Statistik Impor Provinsi Kalimantan Utara 2023

HS code	Komoditas HS 8 Digit 2 HS Digit Commodities	Nilai (Juta US\$) Value (Million US\$)	Berat Ton Weight (Ton)
3405400 0	Scouring pastes and powders and other scouring preparations	0,00	0
3406000 0	Candles, tapers and the like	0,00	0
3505109 0	Dextrins, other than soluble or roasted starches	0,00	0
3505200 0	Glues, based on starches, or on dextrins or other modified starches	0,00	0
3707909 0	Chemical preparations for photographic uses, other than flashlight materials not sensitising emulsions	0,00	0
3802909 0	Animal black, including spent animal black, other than activated bauxite, activated clays or activated earths	0,04	7
3809911 0	Finishing agents, dye carriers to accelerate dyeing or fixing of dye-stuffs with other than amylaceous substances, of a kind used on the textile or like industries, softening agents	0,00	0
3815190 0	The supported catalysts, other than HS 38151100 - 38151200	0,00	0
3916101 0	Monofilament, whether or not surface-worked but not otherwise worked, of polymers of ethylene	0,00	0
3916901 9	Monofilament of which any cross-sectional dimension exceeds 1 mm, rods, sticks and profile shapes, whether or not surface-worked but not otherwise worked, of other than polypropylene and polystyrene	0,00	0
3917210 0	Tubes, pipes and hoses, rigid, of polymers of ethylene	0,09	31
3917220 0	Tubes, pipes and hoses, rigid, of polymers of propylene	0,01	5
3917230 0	Tubes, pipes and hoses, rigid, of polymers of vinyl chloride	0,00	0
3917291 9	Tubes, pipes and hoses, rigid, further worked than merely surface worked, other than HS 39172911-39172912	0,00	0
3917292 9	Tubes, pipes & hoses, rigid, oth further worked thn merely surface worked, oth HS 39172921-39172925	0,01	3
3917329 9	Tubes, pipe & hose, oth than HS 39173100, without fittings, not further worked than merely surface-worked, other than HS 39173293-39173295	0,00	0
3917400 0	Fittings (e.g. joints, elbows, flanges), of plastics	0,00	0
3918101 9	Floor coverings, of polymers of vinyl chloride, whether or not self-adhesive, in rolls	0,01	7
3918109 0	Floor coverings, of polymers of vinyl chloride, whether or not self-adhesive, in other than the form of tiles and rolls	0,00	2
3919101 0	Self-adhesive plates, sheets, film, foil, tape, strip and other flat shapes, of polymers of vinyl chloride, in rolls of a width \leq 20 cm	0,00	0

HS code	Komoditas HS 8 Digit 2 HS Digit Comodities	Nilai (Juta US\$) Value (Million US\$)	Berat Ton Weight (Ton)
3919109 9	Self-adhesive plates, sheets, film, foil, tape, strip and other flat shapes, in rolls of a width ≤ 20 cm, other than HS 39191091-39191092	0,00	0
3919901 0	Self-adhesive plates, sheets, film, foil, tape, strip and other flat shapes, of polymers of vinyl chloride, in rolls of a width > 20 cm	0,00	0
3919909 9	Self-adhesive plates, sheets, film, foil, tape, strip and other flat shapes, in rolls of a width > 20 cm, other than HS 39199091-39199092	0,00	0
3920109 0	Film, foil and strip, of polymers of ethylene	0,00	0
3920929 9	Plastics, film, foil & strip, other than of polyamide-6, non-cellular & not reinforced, laminated, support/combine oth materials	0,02	3
3921904 9	Plastics, foil & strip, other than cellular, of condensation or rearrangement polymerisation products	0,00	0
3922901 9	Lavatory pans, flushing cisterns and urinals, other than parts and flushing cisterns equipped with their mechanisms	0,00	0
3923109 0	Plastics, boxes, crates and similar articles, for the conveyance or packing of goods	0,00	1
3923409 0	Spools, cops, bobbins and similar supports, not for use with the machines of heading 8444, 8445 or 8448	0,00	0
3923909 0	Spools, cops, bobbins and similar supports, other than toothpaste tubes	0,00	0
3924109 9	Plastics, tableware and kitchenware, other of melamine, other than baby feeding bottles	0,00	1
3924909 0	Plastics, household articles and hygienic or toilet articles n.e.c. in heading no. 3924	0,00	0
3925900 0	Plastics, builders' ware, n.e.c. or included in heading no. 3925	0,00	0
3926100 0	Plastics, office or school supplies	0,00	0
3926903 9	Plastics, hygienic, medical and surgical articles, other than plastic moulds with denture imprints	0,00	0
3926904 2	Plastics, safety and protective devices, protective masks for use in welding and similar work	0,00	0
3926905 9	Plastics, articles for industrial uses, other than HS 39269053 - 39269055	0,00	0
3926909 9	Plastics, n.e.c. in heading no. 3923	0,00	1
4007000 0	Vulcanised rubber thread and cord.	0,00	0
4009110 0	Tubes, pipes & hoses, vulcanised rubber other than hard rubber, not reinforced/otherwise combined with oth materials without fittings	0,00	0

Statistik Impor Provinsi Kalimantan Utara 2023

HS code	Komoditas HS 8 Digit 2 HS Digit Commodities	Nilai (Juta US\$) Value (Million US\$)	Berat Ton Weight (Ton)
4012909 0	Retreaded/used pneumatic tyres of rubber, solid/cushion tyres, tyre treads & flaps, n.e.c. in heading 4012	0,00	0
4015909 0	Articles apparel & clothing accessories of vulcanised rubber other than hard rubber, n.e.c. in heading 4015	0,00	0
4016932 0	Gaskets and o-rings, of a kind used on motor vehicles of heading 8702, 8703, 8704 or 8711	0,00	0
4016939 0	Gaskets, washers and other seals of vulcanised rubber other than hard rubber, n.e.c. sub heading 401693	0,00	0
4016940 0	Boat or dock fenders of vulcanised rubber, whether or not inflatable, other than hard rubber, non-cellular rubber	0,01	6
4016950 0	Inflatable articles, other than boat or dock fenders of vulcanised rubber, other than hard rubber, non-cellular rubber	0,07	23
4016991 1	Parts&access kind used for vehicles of Chapter 87 for vehicles of head 8702,8703, 8704 or 8705,oth thn weatherstripping	1,23	335
4016999 9	Articles of vulcanised rubber other than hard rubber, non-cellular rubber, n.e.c. in heading 4016	0,00	0
4203291 0	Clothing accessories, protective work gloves, of leather or composition leather	0,00	0
4203299 0	Clothing accessories, other than protective work gloves, of leather or composition leather	0,00	0
4205002 0	Industrial safety belts and harnesses of composition leather	0,00	0
4205009 0	Articles of leather or of composition leather n.e.c. in heading 4205	0,01	2
4811609 9	Paper & paperboard, coated, soak/covered with wax, parfin wax, starin, oil/glicerol, in rolls ≥15cm width/rectangular (include square) sheets of which side >36cm, unfolded state, o.t floor coverings	0,00	0
4819600 0	Box files, letter trays, storage boxes and similar articles, of a kind used in offices, shops or the like	0,00	0
4820100 0	Registers, account books, note books, order books, receipt books, letter pads, memorandum pads, diaries and similar articles	0,00	0
4820900 0	Other articles of stationery of paper or paperboard	0,00	0
4911101 0	Trade advertising material, commercial catalogues and the like; catalogues listing only educational, technical, scientific, historical or cultural books and publications	0,00	0
4911109 0	Trade advertising material, commercial catalogues and the like; other than catalogues listing only educational, technical, scientific, historical or cultural books and publications	0,00	0
5306200 0	Multiple (folded) or cabled flax yarn	0,00	0

HS code	Komoditas HS 8 Digit 2 HS Digit Comodities	Nilai (Juta US\$) Value (Million US\$)	Berat Ton Weight (Ton)
5602290 0	Felt of other textile material; not impregnated, coated, covered or laminated	0,00	0
5603910 0	Nonwovens, whether or not impregnated, coated, covered or laminated; other than of man-made filaments; weighing not more than 25g/m2	0,00	0
5604100 0	Rubber thread and cord, textile covered	0,00	1
5607509 0	Other synthetic fibres; other than HS 56075010	0,00	0
5607909 0	Cordage,ropes&cables,whether/not plaited/braided/impregnated,coated,covered/sheathed with rubber/plastics;oth than of abaca (Manila hemp/Musa textile Nee)/jute/oth textile bast fibres of heading 5303	0,01	7
5608199 0	Knotted netting of twine, cordage or rope; other than net bags; of man-made textile materials	0,00	1
5803009 0	Gauze, other than narrow fabrics of heading 5806; other than of cotton, of man made fibres or of wool or fine animal hair	0,00	0
5906999 0	Rubberised textile fabrics, other than those of heading 5902; n.e.c. in heading 5906	0,00	0
5911909 0	Textile products and articles, for technical uses, specified in Note 8 to this Chapter; other than gaskets and seals	0,00	0
6504000 0	Hats and other headgear, plaited or made by assembling strips of any material, whether or not lined or trimmed	0,00	0
6506109 0	Safety headgear; other than helmets for motorcyclists or Industrial safety helmets and firefighters' helmets, excluding steel helmets or steel helmets or water polo; whether or not lined or trimmed	0,00	0
6804220 0	Millstones, grindstones, grinding wheels and the like; of other agglomerated abrasives or of ceramics	0,00	0
6810911 0	Building piles of concrete	0,67	11 107
6810919 0	Prefabricated structural components for building or civil engineering; other than building piles of concrete	4,90	67 222
6810990 0	Articles of cement,of concrete/of artificial stone,whether/not reinforced;oth than tiles,flagstones,bricks&similar articles oth than prefabricated structural components for building/civil engineering	3,86	23 763
6811829 0	Sheets, panels, tiles and similar articles not containing asbestos; other than floor or wall tiles containing plastics; other than for roofing facing or partitioning	0,12	422
6903900 0	Other refractory ceramic goods, other than those of siliceous fossil meals or of similar siliceous earths; n.e.c. in heading 6903	0,00	0

HS code	Komoditas HS 8 Digit 2 HS Digit Commodities	Nilai (Juta US\$) Value (Million US\$)	Berat Ton Weight (Ton)
7013100 0	Glassware of a kind used for table, kitchen, toilet, office, indoor decoration or similar purposes (other than that of heading 7010 or 7018), of glass-ceramic	0,00	0
7013370 0	Drinking glasses, other than of glass ceramics; other than of lead crystal	0,00	0
7015909 0	Glasses for non-corrective spectacles, curved, bent, hollowed or the like, not optically worked; hollow glass spheres and their segments, for the manufacture of such glasses	0,00	0
7019630 0	Closed woven fabrics, plain weave, of yarns, not coated or laminated; mechanically bonded fabrics	0,00	0
7208510 0	Flat-rolled products of iron or non-alloy steel not in coils, of a width \geq 600 mm; of a thickness $>$ 10 mm; not further worked than hot-rolled, not clad, plated or coated	0,00	1
7219210 0	Flat-rolled products of stainless steel, of a width of 600 mm or more; not further worked than hot-rolled, not in coils; of a thickness exceeding 10 mm	0,38	136
7219220 0	Flat-rolled products of stainless steel, of a width of 600 mm or more; not further worked than hot-rolled, not in coils; of a thickness of 4.75 mm or more but not exceeding 10 mm	2,32	673
7219230 0	Flat-rolled products of stainless steel, of a width of 600 mm or more; not further worked than hot-rolled, not in coils; of a thickness of 3 mm or more but less than 4.75 mm	0,75	145
7219240 0	Flat-rolled products of stainless steel, of a width of 600 mm or more; not further worked than hot-rolled, not in coils; of a thickness of less than 3 mm	0,00	0
7222309 0	Other bars and rods of stainless steel; other than not further worked than hot-rolled or cold-formed; other than of circular cross-section	0,00	1
7304399 0	Tubes, pipes & hollow profiles, seamless, of circular cross-section, of iron/ non-alloy steel; cold-drawn/ cold-rolled; other than those of HS 73043920 - 73043940	0,45	437
7304490 0	Tubes, pipes & hollow profiles, seamless, of circular cross-section, of stainless steel; other than cold-drawn or cold-rolled (cold-reduced)	0,03	4
7305319 0	Line pipe of a kind used other than for oil or gas pipelines, welded; longitudinally welded; other than stainless steel pipes and tubes	2,11	516
7305399 0	Line pipe of a kind used other than for oil or gas pipelines, welded; other than longitudinally welded; high-pressure pipe with a yield strength less than 42,000 psi	0,01	3

HS code	Komoditas HS 8 Digit 2 HS Digit Comodities	Nilai (Juta US\$) Value (Million US\$)	Berat Ton Weight (Ton)
7306119 0	Line pipe of a kind used for oil or gas pipelines; welded, of stainless steel; other than longitudinally electric resistance welded (ERW)	2,43	573
7306409 0	Other tubes, pipes and hollow profiles; welded, of circular cross-section, of stainless steel; other than those of HS 73064011 - 73064030	0,08	15
7306699 0	Other tubes, pipes and hollow profiles; welded, of non-circular cross-section; of other non-circular cross-section; with an external diagonal cross-section not less than 12.5 mm	0,04	47
7307119 0	Cast fittings, of non-malleable cast iron; other than hubless tube or pipe fittings	0,01	3
7307219 0	Flanges; of stainless steel; having an internal diameter of not less than 15 cm	0,15	25
7307229 0	Threaded elbows, bends and sleeves; of stainless steel; having an internal diameter of not less than 15 cm	0,56	76
7307239 0	Butt welding fittings; of stainless steel; having an internal diameter of not less than 15 cm	0,89	183
7307299 0	Tube or pipe fittings; of stainless steel; other than flanges or threaded elbows, bends and sleeves or butt welding fittings; having an internal diameter of not less than 15 cm	0,01	1
7307919 0	Flanges of iron or steel; other than of stainless steel; having an internal diameter of not less than 15 cm	0,46	144
7307939 0	Butt welding fittings of iron or steel; other than of stainless steel; having an internal diameter of not less than 15 cm	0,05	49
7307999 0	Tube/pipe fittings of iron or steel; oth than of stainless steel; other than flanges or threaded elbows, bends and sleeves or butt welding fittings; having an internal diameter of not less than 15 cm	0,00	3
7308909 9	Plates, rods, angles, shapes, sections, tubes and the like, prepared for use in structures, of iron or steel	0,80	47
7309009 9	Reservoirs, tanks, vats and similar containers for any material of iron or steel, of a capacity > 300 l; other than of a kind used for the conveyance or packing of goods; not lined or heat-insulated	19,25	544
7311009 9	Containers for compressed or liquefied gas, of iron or steel; other than seamless steel cylinders; of a capacity of 110 l or more	2,54	132
7314410 0	Other cloth, grill, netting and fencing of iron or steel wire; plated or coated with zinc	0,00	0
7318199 0	Threaded articles; having a shank of an external diameter exceeding 16 mm; other than those of subheading 731811 - 731816	1,00	17
7318220 0	Non-threaded articles; other washers	0,04	10

Statistik Impor Provinsi Kalimantan Utara 2023

HS code	Komoditas HS 8 Digit 2 HS Digit Commodities	Nilai (Juta US\$) Value (Million US\$)	Berat Ton Weight (Ton)
7319402 0	Other pins	0,00	0
7319909 0	Other sewing needles, knitting needles, bodkins, crochet hooks, embroidery stiletos and similar articles, for use in the hand, of iron or steel; safety pins and other pins of iron or steel, NEC	0,00	0
7321820 0	Other appliances; for gas liquid fuel	0,00	0
7323919 0	Household articles other than kitchenware and ashtrays and parts thereof; of cast iron, not enamelled	0,00	0
7324909 9	Other sanitary ware and parts thereof; of iron or steel other than sinks and wash basins, baths, flushing water closets (fixed type)	0,00	1
7325999 0	Manhole covers, gratings and frames therefor; of malleable cast iron	0,00	0
7326190 0	Other articles of iron or steel, other than grinding balls and similar articles for mills, forged or stamped but not further worked	1,00	17
7326206 0	Rat traps; of iron or steel wire	0,00	0
7407210 0	Bars, rods and profiles, of copper-zinc base alloys (brass)	0,00	2
7415101 0	Nails (other than those of heading 8305); of copper or of iron or steel with heads of copper	0,00	1
7415331 0	Screws threaded (other than those of heading 8305); of copper	0,00	2
7418200 0	Sanitary ware and parts thereof; of copper	0,00	0
7419202 0	Reservoirs, tanks, vats and similar containers not fitted with mechanical or thermal equipment, cast, moulded, stamped or forged, but not further worked; of copper	0,01	2
7419809 0	Other articles of copper n.e.c. of heading 7419	0,00	0
7605199 0	Other aluminium wire of aluminium not alloyed	0,01	7
7606129 0	Rectangular aluminium strip of alloys, of a thickness exceeding 0.2 mm	0,00	2
7610101 0	Aluminium structure for doors & their frames & thresholds for doors	0,03	12
7610109 0	Aluminium structure for windows & their frames & thresholds for windows	0,01	2
7612909 0	Other aluminium casks, drums, cans, boxes and containers for any material	0,00	0
7615109 0	Tableware, kitchenware or Other household articles and parts thereof; of aluminium	0,00	1
7615209 0	Other sanitary ware and parts thereof; of aluminium	0,00	0

HS code	Komoditas HS 8 Digit 2 HS Digit Comodities	Nilai (Juta US\$) Value (Million US\$)	Berat Ton Weight (Ton)
7616999 0	Other articles of aluminium	0,00	0
8202100 0	Hand saws	0,00	0
8202390 0	Circular saw blades (including slitting or slotting saw blades) with working part of materials other than steel	0,00	0
8202910 0	Straight saw blades, for working metal	0,00	0
8203100 0	Files, rasps and similar tools	0,00	0
8203200 0	Pliers (including cutting pliers), pincers, tweezers and similar tools	0,00	0
8204110 0	Hand-operated spanners and wrenches; non-adjustable	0,00	0
8204120 0	Hand-operated spanners and wrenches; adjustable	0,00	0
8204200 0	Interchangeable spanner sockets, with or without handles	0,00	0
8205200 0	Hammers and sledge hammers	0,00	0
8205400 0	Screwdrivers	0,00	0
8205510 0	Household tools	0,00	0
8205590 0	Glaziers' diamondstools	0,00	1
8205700 0	Vices, clamps and the like	0,02	112
8205900 0	Other hand tool including sets of articles of two or more subheadings of this heading	0,00	0
8206000 0	Tools of two or more of the headings 8202 to 8205, put up in sets for retail sale	0,00	0
8207500 0	Tools for drilling, other than for rock drilling Interchangeable tools for hand tools	0,00	0
8208200 0	Knives and cutting blades for wood working	0,00	0
8211910 0	Table knives having fixed blades serrated or not other than knives of heading 8208	0,00	0
8211939 0	Flick knives or spring knives; penknives with blades of 15 cm less in length	0,00	0
8215990 0	Spoons, forks, ladles, skimmers, cake-servers, fish-knives, butter-knives, sugar tongs and similar kitchen or tableware not plated with precious metal	0,00	0
8301409 0	Locks not used for motor vehicles or furniture other than handcuffs or door locks	0,00	0
8302100 0	Hinges; of base metal	0,00	0

Statistik Impor Provinsi Kalimantan Utara 2023

HS code	Komoditas HS 8 Digit 2 HS Digit Commodities	Nilai (Juta US\$) Value (Million US\$)	Berat Ton Weight (Ton)
8302419 0	Other mountings, fittings and similar articles of base metal suitable for buildings	0,00	0
8302429 0	Bolts, hook sand eyes, staples; of base metal, a kind suitable for furniture	0,00	0
8304009 9	Paper trays, paper rests, pen trays, office-stamp stands and similar office or desk equipment; of base metal, other than office furniture of heading 9403	0,03	7
8305909 0	Letter clips, letter corners, indexing tags and similar office articles, of base metal, including parts	0,00	0
8309909 2	Bungs for metal drums; bung covers; seals; case corner protectors; of base metal other than aluminium	0,00	1
8311109 0	Coated electrodes , for electric arc-welding; of base metal in a forms other than rolls	0,00	2
8402901 0	Boiler bodies, shells or casings, parts for Steam or other vapour generating boilers	2,54	2 104
8402909 0	Parts for steam or other vapour generating boilers other than boiler bodies, shells or casings	245,63	21 077
8404200 0	Condensers for steam or other vapour power units for use with boilers of heading 8402 or 8403	0,89	46
8413509 0	Other reciprocating positive displacement pumps otherthan water pumps with a flow rate not exceeding 8000 m3/h and exceeding 8000 m3/h but not exceeding 13000 m3/h	0,00	0
8413709 9	Other centrifugal pumps otherthan With an inlet diameter not exceeding 200 mm	0,46	25
8413919 0	Part ; Of other pumps	0,00	0
8414100 0	Vacuum pumps	0,11	1
8414209 0	Other Hand- or foot-operated air pumps	0,00	0
8414309 0	Other Compressors of a kind used in refrigerating equipment	0,00	1
8414593 0	Blowers ; Of a capacity not exceeding 125 kW	0,01	1
8414599 9	Other table fans otherthan with fan guard and Explosion-proof air fans, of a kind used in underground mining	0,00	0
8414804 9	Other Compressors other than those of subheading 841430 or 841440	0,36	22
8414909 0	Part ; Of other pumps or compressors	0,00	0
8418694 9	Water chillers with a refrigeration capacity exceeding 2110 kW ; otherthan for air conditioning machines	0,59	78
8418999 0	Parts of ; otherthan evaporators or condensers ; Aluminium roll-bonded panels of a kind used for the goods of subheading 84181031, 84181032, 84182110, 84182190 or84182900	0,07	12

HS code	Komoditas HS 8 Digit 2 HS Digit Comodities	Nilai (Juta US\$) Value (Million US\$)	Berat Ton Weight (Ton)
8419399 0	Other printed wiring boards or printed circuit assemblies, electrically operated	0,00	0
8419509 1	Heat exchange units ; electrically operated	0,00	0
8419509 2	Heat exchange units ; not electrically operated	0,10	7
8419891 9	Other machinery electrically operated	8,62	334
8419901 9	Parts other Of electrically operated articles	0,01	0
8419902 9	Parts Of non-electrically operated articles ; otherthan of instantaneos gas water heaters, household type	1,47	92
8421211 9	Machinery for filtering or purifying water otherthan apparatus for domestic use ; of a capacity not exceeding 500 l/h	24,94	922
8421231 1	Oil filter For machinery of heading 8429 or 8430 :	0,00	0
8421231 9	Machinery of heading 8429 or 8430 ; otherthan oil filter	0,00	0
8421299 0	Filtering or purifying machinery and apparatus for liquids other	0,29	16
8421311 0	Intake air filters for internal combustion engines ; for machinery of heading 8429 or 8430	0,00	0
8421399 0	Filtering or purifying machinery and apparatus for gases ; other	0,00	1
8421992 9	Part other Filtering cartridges for filters of subheading 842123 ; otherthan subheading 84212311 or 84212321	0,00	0
8421999 9	Part other ; otherthan of goods of subheading 84212920 ; 84212111 ; 84212311 or 84212391 ; and 84212319 or 84212399	17,88	414
8423301 0	Constant weight scales and scales for discharging a predetermined weight of material into a bag or container, including hopper scales ; using electronic means for gaging weight	0,00	0
8423309 0	Constant weight scales and scales for discharging a predetermined weight of material into a bag or container, including hopper scales ; otherthan using electronic means for gaging weight	0,00	0
8424202 9	Mechanical appliences ; spray guns and similar appliences ; otherthan agricultural or horticultural with not electrically operated	0,00	0
8424891 0	Mechanical other appliances ; Hand-operated household sprayers of a capacity not exceeding 3 l	0,00	0
8424899 0	Mechanical other appliances ; Other not electrically operated	0,01	0
8424909 9	Part of other appliances ; otherthan Of goods of subheading 84248210 ; 84244110, 84244120,	0,00	0

Statistik Impor Provinsi Kalimantan Utara 2023

HS code	Komoditas HS 8 Digit 2 HS Digit Commodities	Nilai (Juta US\$) Value (Million US\$)	Berat Ton Weight (Ton)
	84244920, or 84248230 ; 84244190, 84244910, or 84248220 ; 84248940		
8425110 0	Pulley tackle and hoists other than skip hoists ; powered by electric motor	0,00	0
8425190 0	Pulley tackle and hoists other than skip hoists ; and otherthan powered by electric motor	0,12	39
8426193 0	Ships' derricks ; Gantry cranes	0,08	33
8426200 0	Tower cranes	0,92	373
8426490 0	Ships' derricks ; Portal or pedestal jib cranes ; Otherthan ; on tyres	0,78	344
8427100 0	Fork- lift trucks ; Self-propelled trucks powered by an electric motor	0,01	2
8428339 0	Other continuous-action elevators and conveyors, for goods or materials ; other belt type ; otherthan of akind used for agriculture	0,13	76
8429190 0	Bulldozers and angledozers ; otherthan track laying	0,11	26
8429409 0	Other Tamping machines and road rollers	0,00	1
8429590 0	Mechanical shovels ; excavators ; otherthan ; front-end shovel loaders ; and Machinery with a 360o revolving superstructure	0,63	193
8430500 0	Other machinery ; self-propelled	0,00	0
8430610 0	Other machinery, not self-propelled ; tamping or compacting machinery	0,00	1
8431419 0	Machinery of heading 8426; 8429 or 8430 ; bucket; shovels; grabs; and grips; otherthan for machinery of heading 8426	0,00	0
8431499 0	Oth parts suitable use of oth moving, grading, levelling,scraping, excavating, tamping, compacting	0,00	0
8438100 0	Bakery machinery and machinery for the manufacture of macaroni, spaghetti or similar products	0,00	1
8438902 9	Parts of goods of oth non elect machinesfor industrialprep/manufact of food/drink, oth than sugar &coffee pulper	0,00	0
8439100 0	Machinery for making pulp of fibrous cellulosic material	152,57	5 834
8443322 9	Non-colour ink-jet printers	0,00	1
8443910 0	Parts and accessories of printing machinery used for printing by means of plates, cylinders and other printing components of heading 8442	0,00	0
8450200 0	Householde or laundry-type machines, each of dry linen capacity exceeding 10 kg	0,00	0

HS code	Komoditas HS 8 Digit 2 HS Digit Comodities	Nilai (Juta US\$) Value (Million US\$)	Berat Ton Weight (Ton)
8456401 0	Machine-tools, numerically controlled, for working any material by removal of material, by plasma arc processes, for the manufacture of printed circuit boards or printed wiring boards	0,00	1
8460901 0	Oth mach-tools for deburring, sharpening, grinding, honing, lapping, or similar, electrically operated	0,00	0
8461400 0	Gear cutting, gear grinding or gear finishing machines	0,00	1
8461500 0	Sawing or cutting-off machines	0,01	2
8464101 0	Sawing machines for working stone, ceramics/like mineral materials/for cold-working glass, electrically operated	0,00	0
8464201 0	Grinding/polishing machines for working stone, ceramics/like mineral material/for cold-work glass, electric operated	0,00	0
8466910 0	Parts for machines of heading 8464	0,01	6
8466939 0	Oth parts & accessories for machines of head 8456 to 8461 other than subhead 84564010, 84569020 or 84603110	0,00	0
8467110 0	Tools for working in the hand pneumatic rotary tipe (including combined rotary-percussion)	0,00	0
8467210 0	Drills of all kinds with self-contained electric motor	0,00	0
8467220 0	Saws with self-contained electric motor	0,00	0
8467290 0	Tools; for working in the hand, with self-contained electric motor; other than saws and drills	0,01	6
8467991 0	Other parts of tools of goods of drills, saws & all kinds non-electric motor	0,00	0
8467999 0	Other parts of tools of goods of other than drills, saws and all kinds, non-electric motor	0,00	0
8468209 0	Other hand-operated (not hand-held) gas welding or brazing appliances for other than metal	0,00	1
8468909 0	Parts of goods of gas welding or brazing appliances for other than metal	0,00	0
8471909 0	Other units of automatic data processing machines :	0,00	1
8472909 0	Other word-processing machines with not electrically operated	0,00	0
8474101 0	Sorting, screening, separating or washing machines electrically operated	0,09	49
8474201 1	Crushing or grinding machines stone electrically operated for stone	0,27	172
8474311 0	Concrete or mortar mixers electrically operated	0,01	1

Statistik Impor Provinsi Kalimantan Utara 2023

HS code	Komoditas HS 8 Digit 2 HS Digit Comodities	Nilai (Juta US\$) Value (Million US\$)	Berat Ton Weight (Ton)
8474900 0	Parts of machines of subheading 8474	0,11	70
8479909 0	Parts of goods of subheading 84798950	0,01	2
8481309 0	Other swing check-valves, of cast iron, with 4 cm<=an inlet of internal diameter ?60 cm	0,00	0
8481409 0	Other safety or relief valves	0,03	2
8481801 2	Valves for inner tubes of other materials	0,00	0
8481801 4	Valves for tubeless tyres of other materials	0,05	10
8481802 2	Liquefied Petroleum Gas (LPG) cylinder valves of copper or copper alloys with inlet/outlet internal diameters > 2.5 cm	0,00	0
8481804 9	Aerated or carbonated liquid bottle valves; valves for gas operated beer dispensing units, of other than plastics, with an internal diameter of not less than 1 cm and not more than 25 cm	0,01	1
8481809 9	Water taps of copper or copper alloy with an internal diameter more than 25 cm	0,00	2
8481901 0	Housings for sluice or gate valves with inlet or outlet of an internal diameter exceeding 50 mm but not exceeding 400 mm	0,00	0
8481902 9	Other parts for taps, cocks, valves (excluding inner tube valves and valves for tubeless tyres) and similar appliances of 25 mm or less in internal diameter	0,00	0
8482100 0	Ball bearings	0,00	0
8484100 0	Gaskets and similar joints of metal sheeting combined with other material or of two or more layers of metal	0,00	0
8487900 0	Other machinery parts, not containing electrical connectors, insulators, coils, contacts or other electrical features, not specified or included elsewhere in this Chapter	0,10	40
8501511 9	AC motors, multi-phase; of an output not exceeding 750 W other than of a kind used for the goods of heading 8415, 8418, 8450, 8509 or 8516	0,00	0
8501521 9	AC motors, multi-phase; of an output not exceeding 1k W other than of a kind used for HS Codes 85015211 & 85015212	0,56	66
8501523 9	AC motors, multi-phase; of an output exceeding 375 kW but not exceeding 75 kW other than of a kind used for HS Code 85015231 & 85015232	0,00	0

HS code	Komoditas HS 8 Digit 2 HS Digit Comodities	Nilai (Juta US\$) Value (Million US\$)	Berat Ton Weight (Ton)
8501539 0	AC motors, multi-phase; of an output not exceeding 75 kW other than of a kind used for vehicles in Chapter 87	1,87	209
8502110 0	Generating sets with compression- ignition internal combustion piston engines (diesel or semi-diesel engines) of an output not exceeding 75 kVA	0,06	20
8502121 0	Generating sets with compression- ignition internal combustion piston engines (diesel or semi-diesel engines) of an output exceeding 75 kVA but not exceeding 125 kVA	0,02	2
8502132 0	Generating sets with compression- ignition internal combustion piston engines (diesel or semi-diesel engines) of an output of 12,500 kVA or more	1,25	142
8502139 0	Generating sets with compression- ignition internal combustion piston engines (diesel or semi-diesel engines) of an 375 kVA < output < 12,500 kVA	0,08	15
8502393 9	Other generating sets; other than wind-powered; of an 10.000 kVA < output <= 12.500 kVA	3,40	175
8503009 0	Other parts suitable for use solely or principally with the machines of heading 8501 or 8502	0,04	0
8504342 9	Other transformers having a power handling capacity exceeding 15,000 kVA ; otherthan matching transformers ; explosion proof dry type transformers	0,17	16
8504409 0	Other static converters other than of subheading 85044011, 85044019, 85044020, 85044030, 85044040	1,10	63
8508199 0	Vacuum cleaners; with self-contained electric motor; not suitable for domestic use	0,00	0
8509809 0	Electro-mechanical domestic appliances; other than floor polishers/kitchen waste disposers	0,00	0
8510200 0	Hair clippers	0,00	0
8512100 0	Lighting or visual signalling equipment of a kind used on bicycles	0,00	0
8512209 9	Assembled lighting or visual signalling equipment; other than for motorcycles	0,00	0
8513109 0	Portable electric lamps; other than miners' helmet lamps and quarrymen's lamps	0,00	0
8515199 0	Other brazing or soldering machines and apparatus	0,00	0
8515310 0	Machines and apparatus for arc (including plasma arc) welding of metals; fully or partly automatic	0,00	0
8515809 0	Other machines and apparatus	0,00	0

Statistik Impor Provinsi Kalimantan Utara 2023

HS code	Komoditas HS 8 Digit 2 HS Digit Comodities	Nilai (Juta US\$) Value (Million US\$)	Berat Ton Weight (Ton)
8515909 0	Other parts of machines and apparatus for soldering components on printed circuit boards/printed wiring boards	0,00	0
8516290 0	Other electric space heating apparatus and electric soil heating apparatus	0,03	3
8516320 0	Other hair-dressing apparatus	0,00	0
8516809 0	Other electric heating resistors	0,00	0
8516909 0	Other parts of electric heater appliances	0,00	0
8517799 9	Other printed circuit boards, unassembled; other than of goods for line/radio-telephony or line/radio-telegraphy	0,00	0
8518109 0	Microphone stands	0,00	0
8528591 0	Colour monitors other than cathode-ray tube; not capable of directly connecting to and designed for use with an automatic data processing machine of heading 8471	0,00	1
8531109 0	Alarms except burglar or fire alarms or smoke alarm; portable personal alarm (shrill alarms)	0,05	1
8536201 9	Automatic circuit breakers, moulded case type, for a voltage $\leq 1,000$ volts and current $> 1,000$ A	0,00	0
8536309 0	Electrical apparatus for protecting electrical circuits oth than fuses or auto circuit breakers; except lighting arresters or of a kind used in radio equipment/in electric fans; voltage $\leq 1,000$ volts	0,00	0
8536505 9	Insulated thyristor AC switches; electronics switches, consisting of chip-on-chip technology, voltage $\leq 1,000$ V; electro-mechanical snap-action switches for current ≥ 16 A but ≤ 11 A	0,00	1
8536693 9	Sockets and plugs for co-axial cables and printed circuits, current ≥ 16 A and voltage $\leq 1,000$ volts	0,00	0
8536901 9	Connection and contact elements for wires and cables; contact probes for wafer, for a current of 16 A or more and voltage not exceeding 1,000 volts	0,00	0
8536909 9	Electrical apparatus for making connections to or in electrical circuits not elsewhere spesified in 8536, for a current ≥ 16 A and voltage $\leq 1,000$ volts	0,00	0
8537101 2	Control panels fitted with a programmable processor, for a voltage $\leq 1,000$ V	0,05	6
8537101 9	Switchboards for a voltage $\leq 1,000$ V	0,01	8
8537109 9	Board,panel,console,desk,cabinet oth than switchboard & control panel/distribution board/programmable logic controller/motor controller	0,01	3

HS code	Komoditas HS 8 Digit 2 HS Digit Comodities	Nilai (Juta US\$) Value (Million US\$)	Berat Ton Weight (Ton)
	not elsewhere clasified in subheading 853710; voltage ≤ 1,000 V		
8537209 0	Boards, panels, consoles, desks, cabinets & other bases, not elsewhere clasified in subheading 853720, for a voltage exceeding 1,000 V	1,61	48
8539299 0	Filament lamps, exclud sealed beam units, ultra-violet/infra-red lamps, or tungsten halogen or flashlight bulbs; miniature indicator bulbs, capacity > 300 W	0,00	0
8539490 0	Ultra-violet or infra-red lamps	0,00	0
8541590 0	Semiconductor devices other than semiconductor-based transducers	0,00	0
8544201 9	Insulated cable fitted other than with rubber or plastics, for a voltage not exceeding 66 kV	0,00	0
8544204 9	Insulated cable not fitted other than with rubber or plastics, for a voltage exceeding 66 kV	0,01	2
8544422 1	Submarine telephone cables; submarine telegraph cables; submarine radio relay cables, fitted with connectors, voltage > 80 V but ≤ 1,000 V	0,00	0
8544422 9	Electric conductors, fitted with connector, used for telecommunication, voltage >80 V but ≤1,000 V; not insulated with rubber/plastics/paper; oth than submarine telephone/telegraph/radio relay cables	0,00	0
8544494 9	Electric conductors, not fitted w/ connectors, not use for telecommunication, voltage > 80 V but ≤ 1,000 V, oth than cables isulated with plastics, rubber, plastics/paper	0,00	1
8544603 9	Electronics conductors not insulated with rubber, plastics or paper, voltage exceeding 66 kV	0,00	0
8545200 0	Carbon brushes with or without metal, of a kind used for electrical purposes	0,00	0
8609001 0	Containers of base metal (including containers for the transport of fluids) specially designed and equipped for carriage by one or more modes of transport	8,16	2 300
8609009 0	Containers of non-base metal (including containers for the transport of fluids) specially designed and equipped for carriage by one or more modes of transport	0,40	71
8704103 7	Motor vehicles for the transport of goods; dumpers designed for off-highway use; g.v.w. > 45 t; not CKD	2,07	637
8704212 6	Pick-up trucks; for the transport of goods, with only diesel or semi-diesel engine; g.v.w. ≤ 5 t; not CKD	0,25	78
8705906 0	Mobile explosive production vehicles	0,24	73
8716809 0	Vehicles, not mechanically propelled, not elsewhere classified in heading 8716	0,00	0

Statistik Impor Provinsi Kalimantan Utara 2023

HS code	Komoditas HS 8 Digit 2 HS Digit Comodities	Nilai (Juta US\$) Value (Million US\$)	Berat Ton Weight (Ton)
8901901 4	Not motorised vessels for the transport of goods and vessels for the transport of both persons and goods; n.e.c. in heading 8901; of a gross tonnage exceeding 500	3,70	5 372
8901903 6	Motorised vessels for the transport of goods and vessels for the transport of both persons and goods; n.e.c. in heading 8901; of a gross tonnage exceeding 5,000 but not exceeding 50,000	5,25	23 779
8903190 0	Inflatable (including rigid hull inflatable) boats; unladen (net) weight (excluding the motor) exceeding 100 kg	0,00	0
9004909 0	Spectacles, goggles and the like; other than sunglasses, corrective spectacles, and protective goggles	0,00	0
9015200 0	Theodolites and tachymeters (tacheometers)	0,00	1
9015300 0	Levels	0,00	0
9015809 0	Surveying, hydrographic, oceanographic, hydrological, meteorological or geophysical instruments and appliances, excluding compasses, not elsewhere classified in heading 9015	0,00	0
9017201 0	Rulers	0,00	0
9017209 0	Drawing, marking-out or mathematical calculating instruments, not elsewhere classified in heading 9017	0,00	0
9017300 0	Micrometers, callipers and gauges	0,00	0
9024102 0	Machines and appliances for testing metals; not electrically operated	0,00	0
9024801 0	Machines and appliances for testing the hardness, strength, compressibility, elasticity or other mechanical properties of materials (other than metals); electrically operated	0,00	0
9025191 9	Electrically operated thermometers and pyrometers, not combined with other instruments, other than liquid-filled for direct reading and temperature gauges for motor vehicles	0,00	0
9026109 0	Instruments and apparatus for measuring or checking the flow or level of liquids, other than level gauges for motor vehicles	0,00	0
9026209 0	Instruments and apparatus for measuring or checking pressure, other than pressure gauges for motor vehicles	0,01	0
9028909 0	Parts and accessories of gas, liquid or electricity supply or production meters, other than water meter housings or bodies	0,00	0
9030310 0	Multimeters without a recording device	0,00	0

HS code	Komoditas HS 8 Digit 2 HS Digit Comodities	Nilai (Juta US\$) Value (Million US\$)	Berat Ton Weight (Ton)
9030339 0	Instruments & apparatus, for measuring/checking voltage, current, resistance/power (oth than those for measuring/checking semiconductor wafers/devices); w/o a recording device, n.e.c. in heading 9030	0,00	0
9030849 0	Instruments and apparatus for measuring or checking electrical quantities, excluding meters of heading 9028, with a recording device, n.e.c. in heading 9030	0,00	0
9031809 0	Non optical measing or checking instruments, appliances and machines, other than cable testers	0,00	1
9401799 0	Other seats, with metal frames; With backrest and/or the seat made of other than rattan	0,06	32
9402103 0	Barbers' or similar chairs and parts thereof, having rotating as well as both reclining and elevating movements	0,00	0
9403100 0	Metal furniture of a kind used in offices	0,00	1
9403209 0	Metal furniture other than fume cupboards, not used in offices	0,01	5
9403709 0	Furniture of plastics other than baby walkers and fume cupboards	0,00	0
9403899 0	Furniture other than fume cupboards, of other materials, including cane, osier, or similar materials	0,01	1
9403999 0	Parts of furniture other than baby walkers of plastics, excluding of wood	0,00	0
9404900 0	Articles of bedding&similar furnishing excl mattresses,sleeping bag,quilts,eiderdown&duvets,fitted with spings/stuffed/internally fitted w/ any material/of cellular rubber/plastics,whether/not covered	0,01	2
9405491 0	Searchlights, designed for use not only with with light-emitting diode (LED) light sources	0,00	1
9405509 0	Non-electrical luminaires and lighting fittings, other of oil-burning type or hurricane lamps or miners' lamps and quarrymen's lamps	0,00	0
9406901 9	Greenhouses fitted with mechanical or thermal equipment, of any materials other than of iron or of steel or of plastics	0,74	1 183
9406903 0	Prefabricated buildings other than greenhouses fitted with mechanical or thermal equipment, of iron or of steel	0,92	1 492
9406909 0	Prefabricated buildings oth than greenhouses fitted with mechanical or thermal equipment, of any materials other than plastics or aluminium or iron or steel or cement or concrete or artificial stone	0,00	0
9504909 9	Parlour games, of materials other than wood, or paper or plastics	0,00	0
9506401 0	Tables for table-tennis	0,00	0

Statistik Impor Provinsi Kalimantan Utara 2023

HS code	Komoditas HS 8 Digit 2 HS Digit Commodities	Nilai (Juta US\$) Value (Million US\$)	Berat Ton Weight (Ton)
9506409 0	Articles and equipment for table-tennis excluding tables	0,00	0
9506590 0	Tennis, badminton or similar rackets, whether or not strung excluding lawn-tennis rackets	0,00	0
9506690 0	Balls, other than golf balls and table-tennis balls excluding lawn-tennis balls or inflatable balls	0,00	1
9506910 0	Articles and equipment for general physical exercise, gymnastics or athletics	0,00	0
9506993 0	Shuttlecocks	0,00	0
9603300 0	Artists' brushes, writing brushes and similar brushes for the application of cosmetics	0,00	0
9603400 0	Paint, distemper, varnish or similar brushes (other than brushes of subheading 960330), paint pads and rollers	0,00	0
9603500 0	Brushes constituting parts of machines, appliances or vehicles; other than brushes of subheading 96321 to 960340)	0,00	0
9603904 0	Brushes; not elsewhere classified in heading 9603	0,00	0
9603909 0	Brooms (not elsewhere classified in heading 9603), mops and feather dusters, squeegees (other than roller squeegees)	0,00	0
9608302 0	Fountain pens	0,00	0
9609101 0	Black pencils, with leads encased in a sheath (other than pencils of heading 9608)	0,00	0
9609909 9	Pastels, drawing charcoals, and tailors' chalks	0,00	0
9612200 0	Ink-pads, whether or not inked, with or without boxes	0,00	0
9617001 0	Vacuum flasks and other vacuum vessels, complete	0,00	0
Grand Total		688,56	618 210

DATA

MENCERDASKAN BANGSA

Enlighten The Nation



**BADAN PUSAT STATISTIK
PROVINSI KALIMANTAN UTARA**

BPS-STATISTICS KALIMANTAN UTARA PROVINCE

Jl. H. Masykur RT 19, Tanjung Selor 77212

Telp : (0552) 2033254 | Email : 6500@bps.go.id

Homepage : <https:kaltara.bps.go.id>

