



Katalog: 8202019

**BULETIN  
STATISTIK PERDAGANGAN LUAR NEGERI**

# **EKSPOR**

**MENURUT HARMONIZED SYSTEM  
MARET 2023**



**BADAN PUSAT STATISTIK**

**BULETIN  
STATISTIK PERDAGANGAN LUAR NEGERI**

# **EKSPOR**

**MENURUT HARMONIZED SYSTEM  
MARET 2023**



# **Buletin Statistik Perdagangan Luar Negeri Ekspor Menurut HS, Maret 2023**

**ISSN :** 2745-3987

**No. Publikasi:** 06100.2320

**Katalog:** 8202019

**Ukuran Buku:** -

**Jumlah Halaman:** vi + 264 halaman

**Naskah:**

**Direktorat Statistik Distribusi**

**Penyunting:**

**Direktorat Statistik Distribusi**

**Desain Kover oleh:**

**Direktorat Diseminasi Statistik**

**Penerbit:**

**© BPS RI**

**Sumber Ilustrasi:** -

**Dilarang mengumumkan, mendistribusikan, mengkomunikasikan, dan/atau menggandakan sebagian atau seluruh isi buku ini untuk tujuan komersial tanpa izin tertulis dari Badan Pusat Statistik**

## KATA PENGANTAR

Buletin Statistik Perdagangan Luar Negeri Ekspor yang diterbitkan secara bulanan memuat data ekspor menurut 21 kelompok penggolongan barang, HS (*Harmonized System*) 2 digit, HS 8 digit, Negara Tujuan Ekspor, Provinsi, dan Pelabuhan Muat yang dirinci menurut Berat Bersih dan Nilai FOB. Buletin terbitan kali ini menyajikan data bulan Maret 2023 serta kumulatif bulan Januari sampai Maret 2023.

Buletin ini juga menyajikan gambaran singkat tentang perbandingan, pertumbuhan, dan peranan data ekspor menurut rincian diatas, serta data pokok yang cukup dominan atau yang mengalami perubahan signifikan. Diharapkan data ekspor ini dapat digunakan sebagai dasar evaluasi dan kajian perkembangan ekspor Indonesia.

Kepada para pengguna data, saran dan kritik yang bersifat konstruktif demi penyempurnaan publikasi ini, sangat diharapkan. Kiranya usaha BPS untuk meningkatkan pelayanan dan pemasyarakatan statistik (khususnya data Statistik Ekspor) dapat dilaksanakan secara baik dan berkesinambungan.

Jakarta, Mei 2023

Kepala Badan Pusat Statistik



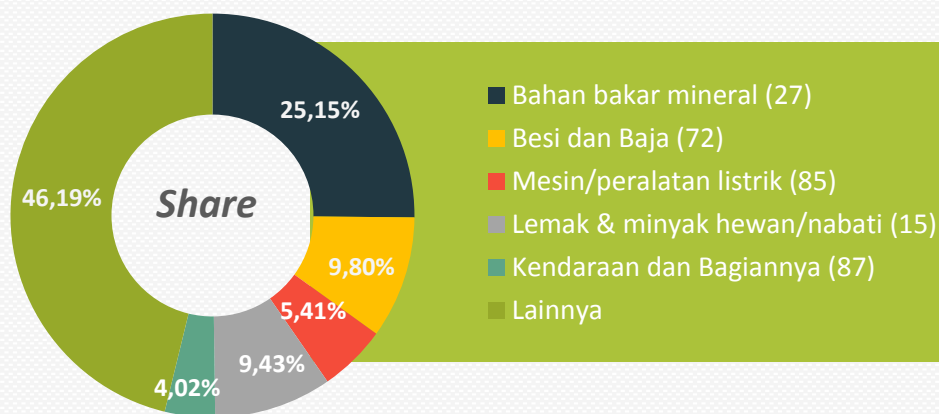
**Margo Yuwono**

## **DAFTAR ISI**

	Halaman / Page
Kata Pengantar .....	iii
Daftar Isi .....	iv
Penjelasan.....	1–3
Ringkasan .....	4–10
Tabel-Tabel	
Tabel      1. Ekspor Indonesia Menurut 21 Golongan Barang.....	11
Tabel      2. Ekspor Indonesia Menurut Kode HS 2 digit .....	12–14
Tabel      3. Ekspor Indonesia Menurut Komoditi (Kode HS 8 digit) .....	15–254
Tabel      4. Ekspor Indonesia Menurut Negara Tujuan.....	255–258
Tabel      5. Ekspor Indonesia Menurut Provinsi dan Pelabuhan Muat..	259–264

# EKSPOR INDONESIA MENURUT HARMONIZED SYSTEM

Maret 2023



## EKSPOR KE BEBERAPA NEGARA UTAMA



Ekspor Indonesia ke tiga negara tujuan utama (Tiongkok, Jepang, dan Amerika Serikat) pada Maret 2023 mencapai 42,25 persen dari keseluruhan ekspor Indonesia

## EKSPOR DARI BEBERAPA PELABUHAN UTAMA

Total Ekspor  
Maret  
2023  
= US\$23,42 miliar



Ekspor Indonesia terbesar diangkut dari Pelabuhan Tanjung Priok yang berada di Provinsi DKI Jakarta



## **PENJELASAN**

### **A. PENDAHULUAN**

Penyajian buku publikasi Buletin Statistik Perdagangan Luar Negeri Ekspor menurut HS Maret 2023 terdiri dari :

- Bagian ulasan yang menjelaskan tentang ringkasan ekspor Indonesia dari sisi migas dan nonmigas, perkembangan nilai ekspor Indonesia (FOB), ekspor Indonesia menurut negara tujuan utama, ekspor golongan barang HS 2 digit utama, ekspor Indonesia menurut pelabuhan muat utama tiap provinsi.
- Bagian lampiran yang berisi Tabel 1. Ekspor Indonesia Menurut 21 Golongan Barang, Tabel 2. Ekspor Indonesia Menurut Kode HS 2 Digit, Tabel 3. Ekspor Indonesia Menurut Komoditi (Kode HS 8 Digit), Tabel 4. Ekspor Indonesia Menurut Negara Tujuan dan Tabel 5. Ekspor Indonesia Menurut Provinsi dan Pelabuhan Muat.

### **B. DAERAH PENCATATAN**

Daerah pencatatan statistik dalam publikasi ini meliputi seluruh wilayah Republik Indonesia.

### **C. SUMBER DATA**

Data Ekspor dikumpulkan berdasarkan dokumen ekspor atau Pemberitahuan Ekspor Barang (PEB) yang diisi oleh Eksportir dan telah diberikan ijin muat oleh Kantor Pelayanan Bea dan Cukai, selanjutnya dikirim ke Badan Pusat Statistik (BPS) dan Bank Indonesia (BI). Sejak tahun 2015, sumber data lainnya adalah catatan instansi lain, PT. POS Indonesia, dan survei ekspor perbatasan laut.



#### **D. SISTEM PERDAGANGAN**

Pencatatan Statistik Perdagangan Luar Negeri menggunakan sistem perdagangan umum (*General Trade*) dimana pencatatan dilakukan dari dokumen PEB dan non PEB yang dimuat dari pelabuhan di seluruh wilayah Indonesia termasuk kawasan berikat.

#### **E. RUANG LINGKUP**

Pencatatan Statistik Ekspor meliputi seluruh barang yang keluar dari wilayah Republik Indonesia, baik yang bersifat komersial maupun bukan komersial seperti bantuan barang kredit lunak, hadiah dan sebagainya.

- a. Ekspor kapal laut dan pesawat udara termasuk dalam statistik ekspor sedangkan ekspor bunker oil untuk kapal tidak tercatat dalam publikasi ini.
- b. Barang-barang yang diolah di luar negeri tetap dicatat sebagai ekspor, meskipun hasil olahan barang tersebut akan kembali masuk ke wilayah Indonesia.
- c. Barang-barang berikut ini tidak termasuk dalam statistik ekspor, yaitu : pakaian dan barang-barang perhiasan penumpang, barang-barang yang dikirim untuk perwakilan Indonesia di luar negeri, barang-barang untuk ekspedisi dan ekshibisi/pameran, pembungkus/peti kemas untuk diisi di luar negeri, uang dan surat-surat berharga, barang-barang contoh dan barang-barang yang dikirim ke luar negeri untuk diperbaiki.

#### **F. SISTEM PENGOLAHAN**

Data dalam publikasi ini mencakup dokumen-dokumen ekspor periode pencatatan Maret 2023 yang diterima Badan Pusat Statistik, yang terdiri dari dokumen kepabeanan (PEB) dan dokumen dari sumber lainnya (non PEB).

#### **G. KLASIFIKASI JENIS BARANG**

Penggolongan barang di dalam publikasi periode Maret 2023 ini menggunakan Klasifikasi menurut Buku Tarif Kepabeanan Indonesia 2022 (BTKI-2022) yang didasarkan atas *Harmonized System* (HS) merupakan pembaruan dari BTKI tahun 2017. Versi yang terakhir ini mengalami perubahan yang relatif besar dibanding sistem pengkodean versi sebelumnya yaitu penggolongan barang 8 digit serta perubahan pada penggolongan/pengelompokan barang maupun pendefinisianya.

#### **H. PERIODE REFERENSI**

Periode penentuan ekspor adalah tanggal diberikannya izin muat barang tersebut oleh pejabat Kantor Pelayanan Bea dan Cukai setelah diadakan pemeriksaan seperlunya.

#### **I. NILAI BARANG**

Nilai barang yang dicatat untuk Statistik Ekspor adalah nilai FOB (dolar AS).

#### **J. SATUAN BARANG**

Sejak tahun 1975 ekspor disajikan dalam berat bersih (kg).

#### **K. NEGARA TUJUAN**

Yang dimaksud dengan negara tujuan adalah negara tujuan akhir (*last known destination*) yang diketahui dimana barang tersebut akan dikonsumsi atau diperdagangkan.

#### **L. PELABUHAN MUAT**

Yang dimaksud dengan pelabuhan muat ekspor adalah pelabuhan muat dimana surat izin muat ekspor tersebut dikeluarkan.

## RINGKASAN

Ekspor Indonesia pada bulan Maret 2023 mencapai nilai US\$23.416,0 juta dengan volume 63.960,4 ribu ton, yang terdiri dari US\$1.338,2 juta hasil ekspor minyak dan gas (migas) dan US\$22.077,8 juta hasil ekspor komoditi nonmigas.

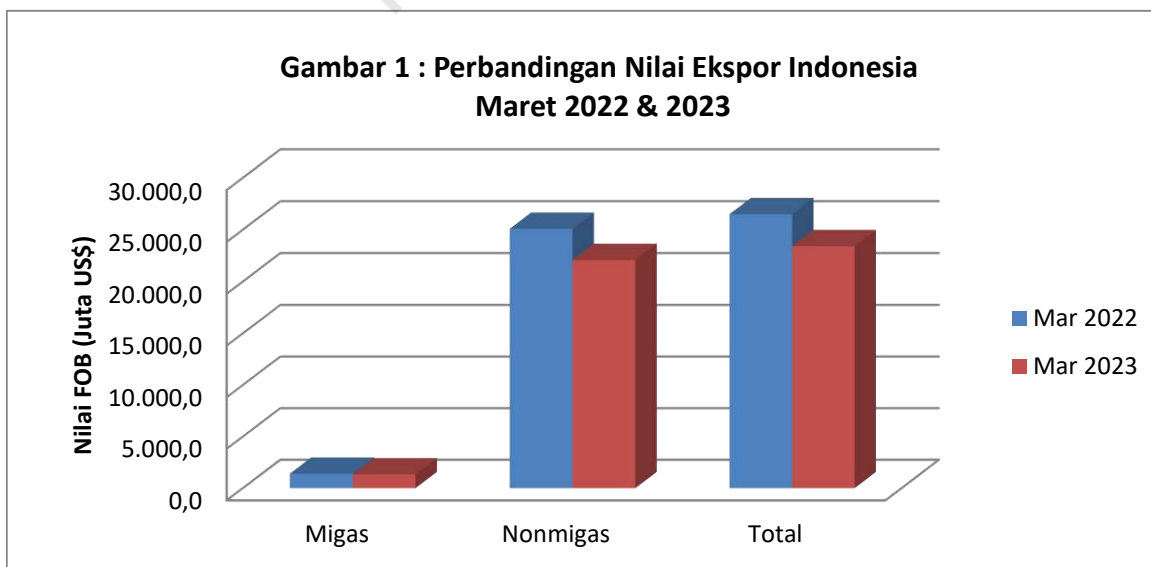
Dibandingkan periode yang sama tahun 2022, nilai ekspor turun US\$3.081,5 juta, karena adanya penurunan ekspor dari kelompok migas sebesar US\$66,8 juta atau turun 4,76 persen. Demikian juga ekspor nonmigas mengalami penurunan sebesar US\$3.014,7 juta.

walaupun kebijakan pemerintah mengutamakan migas untuk kebutuhan dalam negeri walau secara nilai mengalami penurunan namun secara volume meningkat.

Demikian juga untuk sektor nonmigas yang mengalami penurunan nilai ekspornya namun mengalami peningkatan pada volume ekspornya dibandingkan dengan kondisi ekspor pada periode yang sama tahun 2022. Peningkatan volume nonmigas untuk Maret 2023 mencapai 4,89 persen.

Penurunan nilai ekspor pada migas diakibatkan karena menurunnya dua komponen migas, yaitu hasil minyak, dan gas.

Harga minyak mentah Indonesia pada bulan Maret 2023 sebesar US\$74,59 per barelnya, turun sebesar US\$38,91 per barel dibandingkan bulan Maret 2023.

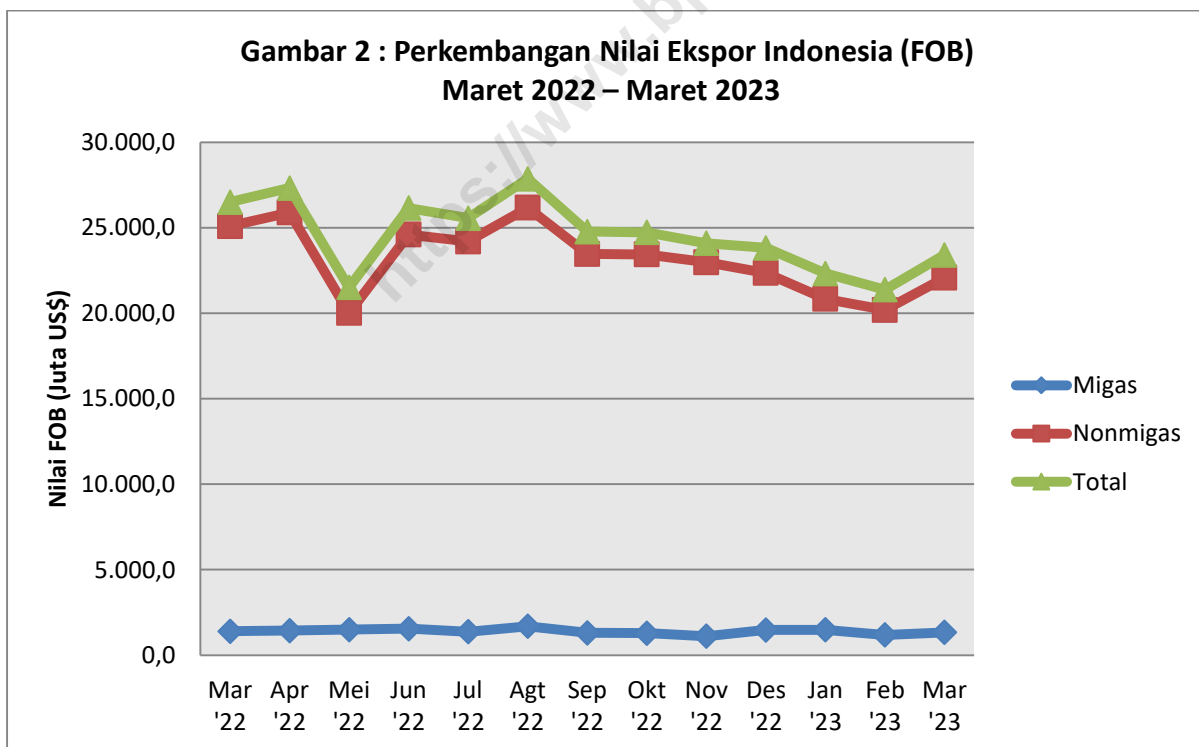


Sumber : dokumen PEB, non PEB, diolah

Pada Gambar 1 ditampilkan perbandingan nilai ekspor periode Maret 2022 dan 2023. Sedangkan trend perkembangannya dari bulan Maret 2022 sampai dengan Maret 2023 disajikan pada Gambar 2. Nilai ekspor kelompok migas pada Maret 2022 senilai US\$1.405,1 juta yang terdiri dari minyak mentah, hasil minyak dan gas masing-masing senilai US\$146,5 juta, US\$459,9 juta, dan US\$798,7 juta. Sedangkan pada Maret 2023 untuk kelompok migas memiliki rincian yang terdiri dari minyak mentah sebesar US\$220,5

juta, hasil minyak sebesar US\$392,9 juta dan gas sebesar US\$724,8 juta.

Nilai ekspor untuk kelompok nonmigas yang terdiri dari hasil pertanian, hasil industri pengolahan serta hasil tambang dan lainnya pada bulan Maret 2022 masing-masing US\$429,2 juta, US\$19.258,1 juta, dan US\$ 5.405,0 juta. Sementara itu pada periode Maret 2023 masing-masing mencapai US\$377,8 juta, US\$16.543,5 juta, dan US\$5.156,5 juta.



Sumber : dokumen PEB, non PEB, diolah

Nilai ekspor Indonesia Maret 2023 mencapai US\$23,42 miliar atau naik sebesar 9,82 persen dibanding ekspor Februari 2023, dan turun sebesar 11,63 persen dibanding ekspor Maret 2022.

Ekspor nonmigas Maret 2023 mencapai US\$22,08 miliar atau naik sebesar 9,82 persen dibanding nilai ekspor nonmigas Februari 2023, dan turun 12,01 persen dibanding ekspor nonmigas Maret 2022.

Dipandang dari negara tujuan ekspor utama (Tabel A) ekspor ke Tiongkok Maret 2023 mencapai angka terbesar yaitu US\$5,90 miliar, disusul Jepang dengan nilai ekspornya sebesar US\$2,02 miliar dan Amerika Serikat sebesar US\$1,97 miliar, dengan kontribusi ketiganya mencapai 42,25 persen.

Untuk negara utama, peningkatan terjadi pada ekspor ke Tiongkok dengan peningkatan sebesar US\$341,9 juta, dan Taiwan dengan peningkatan sebesar US\$37,9 juta.

Untuk ekspor ke Uni Eropa (27 negara) sebesar US\$1,53 miliar, menunjukkan penurunan ekspor dibandingkan dengan nilai ekspor pada periode yang sama tahun 2023.

Sebaliknya penurunan nilai pada negara tujuan utama pada ekspor Maret 2023 terjadi pada negara Amerika Serikat sebesar 30,51 persen, negara Korea Selatan sebesar

31,80 persen dan negara India sebesar 17,46 persen.

Pada Tabel B ekspor golongan barang HS 2 digit utama terlihat sebagian meningkat, terbesar terjadi pada mesin/peralatan listrik sebesar US\$95,5 juta yang merupakan komoditi ekspor terbesar ke-4 pada Maret 2023 dan 2022.

Sedangkan penurunan terbesar ekspor golongan barang HS 2 digit utama terjadi pada lemak/minyak hewan/nabati sebesar US\$865.3 juta yang merupakan komoditi ekspor terbesar ke-3 pada Maret 2023 dan terbesar ke-2 pada Maret 2022.

Menurut sektor, ekspor hasil industri pengolahan Maret 2023 turun sebesar 14,10 persen dibanding ekspor hasil industri pengolahan periode yang sama tahun 2022, ekspor hasil tambang & lainnya turun sebesar 4,60 persen, demikian juga ekspor hasil pertanian turun sebesar 11,98 persen.

Berdasarkan Tabel C total ekspor Indonesia menurut provinsi pelabuhan muat, ekspor Indonesia terbesar pada Maret 2023 berasal dari DKI (daerah khusus ibukota) Jakarta dengan nilai US\$6,12 miliar (26,16 persen), diikuti Kalimantan Timur sebesar US\$2,85 miliar (12,17 persen) dan Jawa Timur sebesar US\$1,87 miliar (7,97 persen).

**Tabel A. Total Ekspor Indonesia Menurut Negara Tujuan Utama  
Maret 2022 dan Maret 2023**

Negara Tujuan	Nilai FOB (Juta US\$)				Perubahan Mar'23 thd Mar'22 (Juta US\$)
	Maret	Maret	Jan-Mar	Jan-Mar	
	2022	2023	2022	2023	
(1)	(2)	(3)	(4)	(5)	(6)
<b>ASEAN</b>	<b>5.649,4</b>	<b>4.775,8</b>	<b>13.676,2</b>	<b>13.802,7</b>	<b>-873,6</b>
1 Singapura	1.368,0	1.116,9	3.445,1	3.339,0	-251,2
2 Malaysia	1.414,3	1.139,9	3.528,5	3.323,4	-274,4
3 Thailand	795,5	735,7	1.928,7	1.963,3	-59,8
<b>Asean Lainnya</b>	<b>2.071,6</b>	<b>1.783,4</b>	<b>4.773,8</b>	<b>5.176,9</b>	<b>-288,2</b>
<b>UNI EROPA</b>	<b>1.992,1</b>	<b>1.533,9</b>	<b>5.545,3</b>	<b>4.456,3</b>	<b>-458,2</b>
4 Jerman	307,5	224,8	844,7	714,3	-82,7
5 Belanda	477,0	285,8	1.379,0	963,5	-191,2
6 Yunani	33,0	24,0	76,8	81,8	-9,0
<b>Uni Eropa Lainnya</b>	<b>1.174,6</b>	<b>999,3</b>	<b>3.244,8</b>	<b>2.696,7</b>	<b>-175,3</b>
<b>NEGARA UTAMA LAINNYA</b>	<b>14.725,1</b>	<b>13.410,3</b>	<b>36.641,5</b>	<b>38.451,6</b>	<b>-1.314,8</b>
7 Tiongkok	5.561,9	5.903,8	13.081,4	16.576,0	341,9
8 Jepang	2.088,7	2.022,4	5.607,2	6.072,5	-66,3
9 Amerika Serikat	2.831,4	1.967,4	7.789,0	5.827,3	-864,0
10 India	2.060,4	1.700,5	4.532,5	4.668,1	-359,8
11 Australia	271,7	269,3	778,0	769,2	-2,4
12 Korea Selatan	1.264,3	862,2	3.110,5	2.852,9	-402,1
13 Taiwan	646,7	684,5	1.742,9	1.685,7	37,9
<b>Total 13 Negara Tujuan Utama</b>	<b>19.120,4</b>	<b>16.937,3</b>	<b>47.844,4</b>	<b>48.836,8</b>	<b>-2.183,1</b>
<b>Lainnya</b>	<b>7.377,1</b>	<b>6.478,7</b>	<b>18.299,7</b>	<b>18.224,3</b>	<b>-898,4</b>
<b>Total Ekspor Indonesia</b>	<b>26.497,5</b>	<b>23.416,0</b>	<b>66.144,1</b>	<b>67.061,1</b>	<b>-3.081,5</b>

Sumber : dokumen PEB, non PEB, diolah

Pada Tabel 1 disajikan ekspor menurut 21 golongan barang HS. Disini terlihat bahwa perolehan devisa terbesar pada bulan Maret 2023 dari kelompok golongan barang V (Produk mineral) dengan nilai US\$6.572,9 juta atau sekitar 28,07 persen dari total ekspor, kelompok golongan barang XV (Logam tidak mulia dan barang daripadanya) dengan nilai US\$3.409,9 juta atau sekitar 14,56 persen, serta kelompok golongan barang III (Lemak, minyak malam nabati/hewani) senilai US\$2.207,4 juta atau sekitar 9,43 persen.

Dibandingkan periode yang sama tahun sebelumnya, produk mineral mengalami penurunan 4,96 persen; lemak, minyak malam nabati/hewani mengalami penurunan sebesar 28,16 persen dan logam tidak mulia dan barang daripadanya juga turun sebesar 14,65 persen.

Pada Tabel 2 disajikan ekspor menurut HS 2 digit. Nilai ekspor yang mengalami pertumbuhan positif terbesar untuk bulan Maret 2023 dibandingkan dengan nilai ekspor Maret 2022 antara lain HS 93 (*arms & ammunition; parts & accessories thereof*) dengan tingkat pertumbuhan 1.881,99 persen dengan nilai ekspor US\$0,8 juta. Kemudian HS 78 (*lead and articles thereof*) dengan besar tingkat pertumbuhan mencapai 1.302,74 persen dan

memiliki nilai ekspor mencapai US\$2,9 juta. Selanjutnya HS 86 (*railway and tramway locomotive, mechanical traffic and all*) yang memiliki tingkat pertumbuhan 852,49 persen dengan nilai ekspor US\$11,9 juta. Kemudian peningkatan terjadi pada HS 50 (*silk*) dengan tingkat pertumbuhannya sebesar 323,24 persen dan nilai ekspor mencapai US\$8.884, serta HS 37 (*photographic and cinematographic goods*) dengan tingkat pertumbuhan mencapai 197,00 persen dengan nilai ekspor mencapai US\$0,2 juta.

Adapun jenis barang yang mengalami penurunan antara lain HS 51 (*wool, fine or coarse animal hair*) dengan penurunan ekspor 86,35 persen dengan nilai ekspor US\$5.213, kemudian HS 43 (*furskins and articles fur, manufactures thereof*) yang mengalami penurunan mencapai 68,84 persen dengan total nilai ekspor mencapai US\$47.727. Selanjutnya HS 80 (*tin and articles thereof*) dengan penurunan ekspor 60,34 persen dengan nilai ekspor US\$114,8 juta, diikuti HS 36 (*explosives; matches; and fireworks*) yang mengalami penurunan ekspor 56,15 persen dengan nilai ekspor sebesar US\$0,5 juta, dan HS 89 (*ships, boat, & floating structures*) yang mengalami penurunan ekspor sebesar 54,91 persen dengan nilai ekspor sebesar US\$63,5 juta.

**Tabel B. Total Ekspor Golongan Barang HS2 Digit Utama  
Maret 2022 dan Maret 2023**

Golongan Barang (HS)	Nilai FOB (Juta US\$)				Perubahan Mar'23 thd Mar'22 (Juta US\$)
	Maret 2022	Maret 2023	Jan-Mar 2022	Jan-Mar 2023	
(1)	(2)	(3)	(4)	(5)	(6)
1 Bahan bakar mineral (27)	6.035,7	5.889,2	12.171,6	16.801,3	-146,5
2 Lemak & minyak hewan/nabati (15)	3.072,6	2.207,4	7.914,8	7.036,5	-865,3
3 Besi dan Baja (72)	2.556,7	2.294,8	6.658,0	6.556,5	-261,9
4 Mesin/peralatan listrik (85)	1.170,9	1.266,5	3.307,3	3.987,2	95,5
5 Kendaraan dan Bagiannya (87)	937,5	941,6	2.444,7	2.851,2	4,1
6 Perhiasan/Permata (71)	1.097,5	1.096,3	2.449,3	2.476,3	-1,2
7 Nikel (75)	569,7	548,1	902,6	1.819,4	-21,6
8 Berbagai produk kimia (38)	815,1	623,4	2.185,8	1.771,8	-191,8
9 Mesin-mesin/Pesawat mekank (84)	645,3	600,6	1.835,0	1.674,3	-44,7
10 Alas kaki (64)	829,2	637,4	2.442,6	1.652,8	-191,8
<b>Total 10 Golongan Barang</b>	<b>17.730,3</b>	<b>16.105,2</b>	<b>42.311,6</b>	<b>46.627,3</b>	<b>-1.625,1</b>
<b>Lainnya</b>	<b>8.767,2</b>	<b>7.310,8</b>	<b>23.832,5</b>	<b>20.433,8</b>	<b>-1.456,4</b>
<b>Total Ekspor Indonesia</b>	<b>26.497,5</b>	<b>23.416,0</b>	<b>66.144,1</b>	<b>67.061,1</b>	<b>-3.081,5</b>

Sumber : dokumen PEB, non PEB, diolah



**Tabel C. Total Ekspor Indonesia Menurut Pelabuhan Muat Utama Tiap Provinsi**  
**Bulan Maret 2023 (Juta US\$)**

Provinsi	Nilai Fob (Juta US\$)	Pelabuhan Muat	Nilai Fob (Juta US\$)
(1)	(2)	(3)	(4)
Aceh	57,6	Meulaboh	37,2
Sumatera Utara	910,4	Belawan	792,2
Sumatera Barat	191,2	Padang/Tl.Bayur	191,2
Riau	1.468,7	Dumai	1.000,4
Jambi	121,7	Jambi	33,1
Sumatera Selatan	621,0	Musi River/Boom Baru	576,8
Bengkulu	24,3	Pulau Baai	23,7
Lampung	439,1	Tarahan	275,9
Kepulauan Bangka Belitung	132,5	Pangkal Balam	84,2
Kepulauan Riau	1.667,9	Batu Ampar	858,4
Dki Jakarta	6.124,6	Tanjung Priok	4.893,3
Jawa Barat	173,4	Patimban	155,5
Jawa Tengah	643,1	Tanjung Emas	622,6
	0,4	Yogyakarta International Airport(U)	0,4
Di Yogyakarta			
Jawa Timur	1.866,5	Tanjung Perak	1.603,1
Banten	210,4	Cigading	21,2
Bali	27,1	Ngurah Rai (U)	27,0
Nusa Tenggara Barat	147,1	Benete	146,5
Nusa Tenggara Timur	5,7	Atapupu	4,5
Kalimantan Barat	128,2	Pontianak	72,4
Kalimantan Tengah	57,0	Kumai	51,9
Kalimantan Selatan	1.582,4	Banjarmasin	898,6
Kalimantan Timur	2.850,5	Samarinda	836,6
Kalimantan Utara	198,9	Lingkars Tarakan	133,5
Sulawesi Utara	52,7	Bitung	41,4
Sulawesi Tengah	1.654,6	Kolonedale	0,0
Sulawesi Selatan	194,3	Malili, Sulawesi	114,1
Sulawesi Tenggara	420,5	Kendari	420,3
Gorontalo	2,8	Gorontalo	2,8
Sulawesi Barat	0,0	Polewali	-
Maluku	5,3	Ambon	4,7
Maluku Utara	714,7	Obi Island	218,4
Papua Barat	278,4	Bintuni, Irian Jaya	276,3
Papua	443,1	Amamapare	439,5
<b>Total Ekspor Indonesia</b>	<b>23.416,0</b>	<b>Total Pelabuhan Utama</b>	<b>14.857,8</b>

Sumber : dokumen PEB, non PEB, diolah

Tabel 1. Ekspor Indonesia menurut 21 Golongan Barang

Maret 2023

Golongan	Uraian golongan barang	Berat bersih (Kg)		Nilai F.O.B. ( U S \$ )	
		Bulan ini	Kumulatif	Bulan ini	Kumulatif
(1)	(2)	(3)	(4)	(5)	(6)
I	Binatang Hidup; Produk Hewani	70.234.286	195.681.537	394.164.503	1.074.130.635
II	Produk Nabati	758.233.205	2.042.921.930	327.953.131	937.804.308
III	Lemak, Minyak, Malam Nabati/hewani	2.353.904.883	7.602.432.109	2.207.379.392	7.036.516.131
IV	Olahan Makanan, minuman, Minuman Keras, Tembakau	911.776.073	2.902.622.411	956.389.256	2.717.296.389
V	Produk Mineral	54.319.138.694	139.679.122.289	6.572.901.866	18.589.988.321
VI	Produk Industri Kimia atau Produk Industri Terkait	1.461.807.174	3.949.570.236	1.434.492.742	3.933.415.917
VII	Plastik, Karet, dan Barang-barang Daripadanya	403.863.290	1.135.318.068	744.510.757	2.071.541.373
VIII	Kulit, Kulit Samak dan Barang Daripadanya	6.496.625	17.804.427	113.865.269	330.211.218
IX	Kayu dan Barang dari Kayu, Barang Anyaman, dll	551.683.115	1.598.908.235	354.109.976	999.025.798
X	Pulp, Kertas dan Barang Daripadanya	1.018.472.073	2.901.337.694	762.974.399	2.202.718.552
XI	Tekstil dan Barang Tekstil	170.293.806	467.010.710	1.019.914.101	2.936.775.258
XII	Alas Kaki, Payung, Bunga Tiruan, dll	29.713.781	81.607.472	627.592.072	1.764.809.550
XIII	Barang dari Batu, Semen, Mika, Keramik, Kaca, dll	89.457.718	248.924.167	70.199.705	193.136.730
XIV	Mutiara, Batu Mulia/Semi Mulia, Logam Mulia/Semi Mulia, dll	312.255	826.800	1.096.261.118	2.476.271.831
XV	Logam Tidak Mulia dan Barang Daripadanya	1.514.629.854	4.302.084.852	3.409.920.771	9.801.842.858
XVI	Mesin dan Perlengkapan Elektris, serta Aksesoris dari Barang Tersebut	109.774.172	318.060.976	1.867.083.619	5.661.434.748
XVII	Kendaraan, Pesawat Terbang, Kapal dll	122.345.826	887.577.085	1.026.696.651	3.094.137.408
XVIII	Alat Optis, Fotografi, Musik, Jam dll	6.394.555	19.503.882	132.773.820	390.646.403
XIX	Senjata dan Amunisi; Bagian dan Aksesorisnya	5.514	9.969	752.953	1.425.780
XX	Bermacam-macam Barang Hasil Pabrik	61.726.651	176.158.052	293.556.941	841.625.918
XXI	Karya Seni, Barang Kolektor dan Barang Antik	138.872	380.303	2.500.683	6.357.948
Total Ekspor		63.960.402.421	168.527.863.205	23.415.993.726	67.061.113.074

Sumber : dokumen PEB dan non PEB, diolah

Tabel 2. Ekspor Indonesia menurut kode HS 2 digit

Maret 2023

H S	Uraian golongan barang	Berat bersih (Kg)		Nilai F.O.B. ( U S \$ )	
		Bulan ini	Kumulatif	Bulan ini	Kumulatif
(1)	(2)	(3)	(4)	(5)	(6)
01	Live animals	2.282.319	6.698.828	6.294.474	18.800.159
02	Meat and edible meat offal	236.291	550.527	1.669.462	4.319.676
03	Fish and crustaceans, Molluscs and other aquatic invertebrates	62.399.032	173.881.600	316.539.762	859.550.970
04	Dairy products, bird's eggs; natural honey, edible products of animal	3.112.795	9.168.570	65.795.697	181.099.111
05	Products of animal origin, not elsewhere specified or included	2.203.848	5.382.013	3.865.108	10.360.719
06	Live trees and other plants; bulbs, roots and the like; cut flowers and ornamental foliage	516.714	1.479.740	2.243.014	5.938.980
07	Edible vegetables and certain roots and tubers	5.602.375	14.172.086	6.298.643	17.119.530
08	Edible fruits and nuts; peel of citrus fruit or melons	97.298.378	267.154.037	50.812.294	158.700.466
09	Coffee, tea, mate, and spices	90.707.545	165.871.693	119.664.840	356.056.230
10	Cereals	6.211.542	79.372.237	2.038.030	24.753.147
11	Products of the milling industry; malt, starches; inulin; wheat gluten	18.512.518	53.038.788	11.550.976	33.472.514
12	Oil seeds and oleaginous fruits; miscellaneous grains, seed, and fruits; industrial or medical plants; straw and fodder	31.140.900	75.790.382	52.882.361	121.014.646
13	Lac; gums; resins and other vegetable saps and extracts	6.124.450	15.721.420	23.766.685	62.670.884
14	Vegetable plaiting materials; vegetable products not elsewhere	502.118.783	1.370.321.546	58.696.288	158.077.911
15	Animal or vegetable fats and oils and their cleavage products; prepared edible fats; animal or vegetable waxes	2.353.904.883	7.602.432.109	2.207.379.392	7.036.516.131
16	Preparations of meat/fish/crustaceans/molluscs or other aquatic	15.546.176	43.468.603	118.086.019	325.380.353
17	Sugar and sugar confectionery	57.031.044	174.697.945	32.264.044	103.640.441
18	Cocoa and cocoa preparations	33.020.015	89.087.062	108.557.073	290.166.966
19	Preparations of cereals, flour, starch or milk; pastrycooks' products	60.485.671	155.091.721	145.320.195	363.763.465
20	Preparations of vegetables, fruits, nuts or other part of plants	23.843.104	63.077.176	34.401.240	91.615.904
21	Miscellaneous edible preparations	56.006.565	153.015.619	139.723.179	376.889.782
22	Beverages, spirit, and vinegar	23.644.731	64.573.963	16.990.716	42.268.972
23	Residues and waste from the food industries; prepared animal fodder	628.523.831	2.122.192.963	212.472.650	692.731.452
24	Tobacco and manufactured tobacco substitutes	13.674.936	37.417.358	148.574.139	430.839.055
25	Salts; sulphur; earths and stone; plastering materials, lime and	1.681.343.717	4.828.313.008	46.330.273	135.933.728
26	Ores, slag, and ash	684.881.687	3.116.680.571	637.407.154	1.652.790.350
27	Mineral fuels, mineral oils and products of their distillation; bituminous substances; mineral waxes	51.952.913.290	131.734.128.710	5.889.164.439	16.801.264.243
28	Inorganic chemicals; organic or inorganic compounds of precious	320.301.529	1.020.929.778	146.640.115	505.710.378
29	Organic chemicals	241.164.953	687.024.864	302.125.366	760.424.787
30	Pharmaceutical products	3.059.093	7.593.099	58.523.212	163.024.820
31	Fertilizers	146.676.168	159.120.810	57.284.029	62.260.110
32	Tanning or dyeing extracts, tannins and their derivatives; dyes, pigments and other colouring matter; paints and varnishes; putty and other mastics; ink	12.455.633	30.568.643	43.647.215	116.251.090
33	Essential oils and resinoids; perfumery, cosmetic or toilet preparation	9.355.695	26.916.676	70.665.114	201.457.634
34	Soap, organic surface-active agents, washing, and lubricating	111.372.182	294.580.491	125.374.271	334.309.514
35	Albuminoidal substances; modified starches; glues; enzymes	2.197.429	5.798.443	6.110.984	16.455.554
36	Explosives; pyrotechnic products; matches; pyrophonic alloys; certain combustible preparations	290.264	667.460	517.154	1.139.153
37	Photographic and cinematographic goods	3.188	18.045	216.975	561.254
38	Miscellaneous chemical products	614.931.040	1.716.351.926	623.388.307	1.771.821.622
39	Plastics and articles thereof	168.250.610	457.731.848	271.733.654	708.483.193
40	Rubber and articles thereof	235.612.680	677.586.221	472.777.103	1.363.058.180
41	Raw hides, skins (other than furskins), and leather	349.153	873.677	8.092.629	22.860.706
42	Articles of leather; saddlery and harness; travel goods, handbags and similar containers; articles of animal gut (other than silk-worm gut)	6.143.624	16.910.436	105.724.913	307.069.907
43	Furskins and artificial fur; manufactures thereof	3.848	20.314	47.727	280.605
44	Wood and articles of wood; wood charcoal	549.847.832	1.594.096.711	345.071.390	974.629.477
45	Cork and articles of cork	843	1.558	7.332	11.218

Tabel 2. Ekspor Indonesia menurut kode HS 2 digit

Maret 2023

H S	Uraian golongan barang	Berat bersih (Kg)		Nilai F.O.B. ( U S \$ )	
		Bulan ini	Kumulatif	Bulan ini	Kumulatif
(1)	(2)	(3)	(4)	(5)	(6)
46	Manufactured of straw or other plaiting materials; basketware and	1.834.439	4.809.966	9.031.255	24.385.103
47	Pulp of wood or of other fibrous cellulosic material; recovered (waste and scrap) paper or paperboard	516.766.547	1.461.442.150	315.899.970	928.778.731
48	Paper and paperboard; articles of paper pulp or of paper/paperboard	501.260.532	1.438.803.196	444.370.150	1.266.304.901
49	Printed books, newspapers, pictures, and other products of the printing industry, manuscripts, typescripts and plans	444.993	1.092.347	2.704.279	7.634.920
50	Silk	4.590	11.472	8.884	17.021
51	Wool, fine or coarse animal hair; horse hair yarn, woven fabrics	544	1.660	5.213	10.415
52	Cotton	15.434.897	44.825.450	48.560.201	140.332.162
53	Other vegetable textile fibres; paper yarns and woven fabrics of	2.969.420	8.259.910	559.654	1.564.895
54	Man-made filaments	18.842.653	51.693.095	63.780.872	181.886.794
55	Man-made staple fibres	91.732.986	243.991.534	172.100.246	455.480.706
56	Wadding, felt, and non-wovens; special yarn; twine, cordage, ropes and cables and articles thereof	3.334.810	9.296.009	13.284.147	36.438.783
57	Carpets and other textile floor coverings	1.242.487	3.309.094	3.795.813	10.594.324
58	Special woven fabrics; tufted textile fabrics; lace; tapestries;	222.660	600.941	3.144.256	9.072.164
59	Impregnated, coated, covered or laminated textile fabrics; textile	2.462.045	7.220.489	12.130.231	36.519.514
60	Knitted or crocheted fabrics	1.372.543	3.924.651	8.487.262	25.817.845
61	Articles of apparel and clothing accessories, knitted or crocheted	14.904.158	42.826.582	303.980.781	873.634.544
62	Articles of apparel and clothing accessories, not knitted or crocheted	14.502.548	42.459.241	377.351.275	1.129.716.716
63	Other made up textile articles; sets; worn clothing and worn textile articles; rags	3.267.467	8.590.584	12.725.266	35.689.375
64	Footwear, gaiters and the like; parts of such articles	28.333.149	77.760.805	587.570.672	1.647.250.170
65	Headgear and parts thereof	643.957	1.495.822	7.913.348	20.663.190
66	Umbrellas, sun umbrellas, walking sticks, seat-sticks, whips, riding-	40.969	129.722	396.082	891.994
67	Prepared feathers and down and articles made of feathers or of	695.705	2.221.124	31.711.969	96.004.196
68	Articles of stone, plaster, cement, asbestos, mica or similar material	20.558.649	52.465.782	14.376.115	38.152.091
69	Ceramic products	19.112.519	58.207.512	24.303.785	68.343.881
70	Glass and glassware	49.786.551	138.250.873	31.519.804	86.640.757
71	Natural and cultured pearls, precious/semi precious stones, and precious metal, and articles thereof, imitation jewellery; coin	312.255	826.800	1.096.261.118	2.476.271.831
72	Iron and steel	1.334.522.880	3.781.396.032	2.294.829.161	6.556.527.980
73	Articles of iron and steel	40.533.455	105.763.340	135.205.666	333.128.678
74	Copper and articles thereof	27.266.595	74.711.543	230.953.335	604.615.196
75	Nickel and articles thereof	80.028.757	256.606.098	548.054.649	1.819.424.792
76	Aluminium and articles thereof	15.415.172	43.417.011	49.776.292	140.965.011
78	Lead and articles thereof	2.072.428	3.041.583	2.864.457	4.909.288
79	Zinc and articles thereof	1.287.999	4.138.460	2.887.149	9.430.385
80	Tin and articles thereof	4.619.291	9.441.077	114.815.635	247.264.874
81	Other base metal; cermets; and articles thereof	6.555.698	16.686.368	13.799.738	35.655.353
82	Tools, implements, cutlery, spoon and forks, of base metal and parts	572.579	1.599.602	8.217.943	24.060.243
83	Miscellaneous articles of base metal	1.755.000	5.283.735	8.516.744	25.861.057
84	Nuclear reactors, boilers, machinery and mechanical appliances;	63.347.844	186.415.625	600.612.592	1.674.274.784
85	Electrical machinery and equipments and parts thereof; sound	46.426.328	131.645.351	1.266.471.027	3.987.159.964
86	Railway and tramway locomotive, mechanical traffic, and all kinds	3.385.679	5.571.621	11.933.280	15.084.565
87	Vehicles other than railway/tramway rolling-stock, and parts and	98.737.525	827.034.920	941.594.690	2.851.230.087
88	Aircraft, spacecraft, and parts thereof	51.265	122.517	9.654.836	20.861.184
89	Ships, boat, and floating structures	20.169.262	54.747.766	63.485.826	206.555.254
90	Optical, photographic, cinematographic, measuring, checking,	3.069.769	9.103.872	77.692.535	220.238.392
91	Clocks and watches and parts thereof	25.985	83.408	3.103.731	7.775.212
92	Musical instruments; parts and accessories of such articles	3.298.800	10.316.602	51.977.553	162.632.799
93	Arms and ammunition; parts and accessories thereof	5.514	9.969	752.953	1.425.780

Tabel 2. Ekspor Indonesia menurut kode HS 2 digit

Maret 2023

H S	Uraian golongan barang	Berat bersih (Kg)		Nilai F.O.B. ( U S \$ )	
		Bulan ini	Kumulatif	Bulan ini	Kumulatif
(1)	(2)	(3)	(4)	(5)	(6)
94	Furnitures, bedding, mattresses, mattress supports, cushions and	46.157.897	132.081.086	206.500.344	600.440.768
95	Toys, games and sports requisiters; parts and accessories thereof	4.527.290	13.440.171	57.720.047	162.103.965
96	Miscellaneous manufactured articles	11.041.463	30.636.795	29.336.550	79.081.185
97	Works of arts, collectors' piece and antiques	21.550	102.138	291.048	1.174.957
98	Incompletely knocked down motor vehicles and their components	2.094	100.262	28.020	406.317
99	Postal packages, parcels, and returned goods	117.322	278.165	2.209.634	5.182.992
<b>Total Ekspor</b>		<b>63.960.402.421</b>	<b>168.527.863.205</b>	<b>23.415.993.726</b>	<b>67.061.113.074</b>

Sumber : dokumen PEB dan non PEB, diolah

Tabel 3 : Ekspor Indonesia menurut Komoditi ( Kode HS 8 digit )

Maret 2023

Kode H S	Uraian golongan barang	Berat bersih (Kg)		Nilai F.O.B. ( U S \$ )	
		Bulan ini	Kumulatif	Bulan ini	Kumulatif
(1)	(2)	(3)	(4)	(5)	(6)
01039200	Live swine, other than pure-bred breeding animals, weighing 50 kg or more	2.264.566	6.646.716	6.006.246	17.812.708
01051110	Breeding fowls of the species gallus domesticus, weighing not more than 185 g	-	5.085	-	123.000
01051190	Live fowls of the species gallus domesticus, other than breeding, weighing not more than 185 g	-	60	-	1.050
01059441	Live fighting cocks of the species gallus domesticus, 185 g ≤ weighing ≤ 2 kg	-	446	-	14.010
01059449	Live fighting cocks of the species gallus domesticus, weighing more than 2 kg	1.815	3.211	4.010	9.995
01061400	Live rabbits and hares	-	10	-	33
01061900	Live mammals, other than in subheading 010611 to 010614	734	1.566	6.843	30.405
01062000	Live reptiles (including snakes and turtles)	14.709	40.837	254.441	730.339
01063200	Live psittaciformes (including parrots, parakeets, macaws and cockatoos)	159	249	14.000	55.500
01063900	Live birds, other than birds of prey, psittaciformes, ostriches, emus (dromaius novaehollandiae)	-	35	-	1.000
01064900	Live insects other than bees	8	23	527	862
01069000	Live animals, other than in subheading 010611 to 010649	329	589	8.407	21.258
02045000	Meat of goats, fresh, chilled or frozen	3	3	15	15
02071200	Meat and edible offal of fowls of the species gallus domesticus, not cut in pieces, frozen	78.421	152.896	195.635	359.531
02071491	Mechanically deboned or separated meat of fowls of the species gallus domesticus, other than wings and thighs, frozen	1.600	1.600	5.824	5.824
02085000	Meat and edible meat offal of reptiles (including snakes and turtles), fresh, chilled or frozen	-	9.050	-	20.996
02089010	Frogs' legs fresh, chilled or frozen	149.672	358.812	1.284.735	3.053.053
02109300	Meat and edible meat offal of reptiles (including snakes and turtles) including edible flours and meals of meat or meat offal, salted, in brine, dried/smoked	6.115	27.683	181.613	878.590
02109920	Dried pork skin	480	480	1.640	1.640
02109990	Meat and edible meat offal, other than hs code 02101100 to 02109920 including edible flours and meals of meat or meat offal, salted, in brine, dried or smoked	-	2	-	25
03011110	Live fry freshwater ornamental fish	2.161	5.502	19.233	77.621
03011191	Live koi carp (cyprinus carpio) other than fry	316	1.310	5.462	17.273
03011192	Live goldfish (carassius auratus) other than fry	613	2.598	31.331	167.005
03011193	Live siamese fighting fish (beta splendens) other than fry	846	2.604	34.054	99.402
03011195	Live arowanas (scleropages formosus) other than fry	16.630	30.469	1.527.044	3.423.078
03011199	Live freshwater ornamental fish, other than HS code 03011191 to 03011195, other than fry	90.918	241.131	1.736.454	5.114.859
03011910	Live fry ornamental fish, other than freshwater fish	25	28	909	925
03011990	Live ornamental fish other than freshwater fish, other than fry	62.429	153.564	615.084	1.902.274
03019200	Live eels (anguilla spp)	113.232	278.055	145.769	314.603
03019911	Live fry of milkfish and grouper, breeding	23.744	48.058	438.164	1.085.847
03019919	Live fry of milkfish and grouper, other than breeding	5.408	9.019	18.440	80.270
03019929	Live fish fry, other than HS code 03019100 to 03019923, other than breeding	1.484	1.939	4.358	11.270
03019931	Live milkfish, other than fry, breeding	6.558	7.340	245.279	268.055
03019933	Live Leopard coral grouper (plectropomus leopardus)r, other than fry	32.350	89.740	523.612	1.270.493
03019934	Live Brown-marbled grouper (epinephelus fuscoguttatus), other than fry	9.218	27.552	95.169	250.363
03019935	Live Humpback grouper (cromileptes altivelis), other than fry	4.092	8.172	87.234	173.460
03019936	Live Grouper other than leopard coral, brown-marbled, and humpback, other than fry	80.579	296.646	659.328	2.361.349
03019949	Live freshwater fish, n.ec in heading 0301 and other than carp for	19.269	68.295	142.977	494.726
03019950	Live marine fish, n.e.c in heading 0301	4.826	21.562	66.161	254.784
03019990	Live fish, other than freshwater and marine fish	39.608	50.444	186.050	236.308

Tabel 3 : Ekspor Indonesia menurut Komoditi ( Kode HS 8 digit )

Maret 2023

Kode H S	Uraian golongan barang	Berat bersih (Kg)		Nilai F.O.B. ( U S \$ )	
		Bulan ini	Kumulatif	Bulan ini	Kumulatif
(1)	(2)	(3)	(4)	(5)	(6)
03021100	Trout (salmo trutta, oncorhynchus mykiss, oncorhynchus clarki, oncorhynchus aguabonita, oncorhynchus gilae, oncorhynchus apache and oncorhynchus chrysogaster), fresh or chilled	-	700	-	965
03021900	Salmonidae other than trout, pacific salmon, atlantic salmon and danube salmon, fresh or chilled	-	920	-	1.479
03022300	Sole (solea spp), fresh or chilled	-	12.232	-	13.748
03022900	Flat fish (pleuronectidae, bothidae, cynoglossidae, soleidae, scophthalmidae and citharidae) other than halibut, plaice, sole, turbot, fresh or chilled	160.303	366.659	164.639	386.600
03023200	Yellowfin tunas (thunnus albacares), fresh or chilled	97.577	190.059	598.814	1.330.617
03023400	Bigeye tunas (thunnus obesus), fresh or chilled	25.361	37.121	117.235	178.936
03023600	Southern bluefin tunas (thunnus maccoyii), fresh or chilled	6.624	15.392	24.742	70.943
03023900	Tunas other than albacore tunas, yellowfin tunas, skipjack tuna, bigeye tunas, atlantic and pacific bluefin tunas, southern bluefin tunas, fresh or chilled	66.937	102.388	597.582	927.041
03024200	Anchovies (engraulis spp), fresh or chilled	20	90	58	267
03024400	Mackerel (scomber scombrus, scomber australasicus, scomber japonicus), fresh or chilled	109.252	200.883	649.957	858.554
03024700	Swordfish (xiphias gladius), fresh or chilled	6.449	16.624	63.722	153.830
03024900	Sardinella, brisling or sprats, indian mackerels, seerfishes, jacks, crevalles, silver pomfrets, pacific saury, scads, capelin, kawakawa, bonitos, marlins, sailfishes, spearfish, fresh or chilled	550.431	1.561.781	1.680.340	4.751.198
03027290	Catfish (pangasius spp, silurus spp, clarias spp, ictalurus spp) other than yellowtail catfish, fresh or chilled	3.808	10.560	4.448	12.666
03027900	Nile perch (lates niloticus) and snakeheads (channa spp), fresh or chilled	1.308	8.130	5.101	31.510
03028200	Rays and skates (rajidae), fresh or chilled	18.937	58.456	24.968	68.225
03028500	Seabream (sparidae), fresh or chilled	13	706	160	1.544
03028911	Grouper, fresh or chilled	415.851	1.082.712	1.559.267	4.027.889
03028914	Savalai hairtails (lepturacanthus savala), belanger's croakers (johnius belangerii), reeve's croakers (chrysochir aureus) and bigeye croakers (pennahia anea), fresh or chilled	148.229	680.508	167.610	521.636
03028916	Torpedo scads (megalaspis cordyla), spotted sicklefish (drepane punctata) and great barracudas (sphyraena barracuda), fresh or chilled	69.480	198.255	55.051	159.180
03028917	Black pomfrets (parastromatus niger), fresh or chilled	149.011	407.725	394.170	1.257.513
03028918	Mangrove red snappers (lutjanus argentimaculatus), fresh or chilled	285.821	671.209	778.441	1.877.961
03028919	Fresh or chilled marine fish, other than HS code 03028911 to 03028918	2.218.876	6.360.285	3.069.125	9.153.879
03028929	Fresh or chilled fish other than marine fish, other than hs code 03028922 to 03028929	25.380	60.346	20.719	48.294
03031100	Sockeye salmon (red salmon) (oncorhynchus nerka), frozen	4.090	4.090	77.506	77.506
03032300	Tilapias (oreochromis spp), frozen	25.020	110.470	72.328	320.580
03032400	Catfish (pangasius spp, silurus spp, clarias spp, ictalurus spp), frozen	250.959	1.060.686	439.196	1.660.053
03032500	Carp (cyprinus, carassius, ctenopharyngodon idellus, hypophthalmichthys, cirrhinus, mylopharyngodon piceus, catla catla, labeo, osteochilus hasselti, leptobarbus hoeveni, megalobrama), frozen	-	276	-	616
03032600	Eels (anguilla spp), frozen	399.419	970.577	832.731	1.995.834
03032900	Nile perch (lates niloticus) and snakeheads (channa spp), frozen	49	549	245	1.245
03033100	Halibut (reinhardtius hippoglossoides, hippoglossus hippoglossus, hippoglossus stenolepis), frozen	18.502	27.656	29.019	44.070
03033300	Sole (solea spp), frozen	2.457	7.877	4.422	15.602
03034100	Albacore or longfinned tunas (thunnus alalunga), frozen	78.840	501.368	242.157	1.639.735
03034200	Yellowfin tunas (thunnus albacares), frozen	1.574.622	4.550.016	5.892.251	15.421.064

Tabel 3 : Ekspor Indonesia menurut Komoditi ( Kode HS 8 digit )

Maret 2023

Kode H S	Uraian golongan barang	Berat bersih (Kg)		Nilai F.O.B. ( U S \$ )	
		Bulan ini	Kumulatif	Bulan ini	Kumulatif
(1)	(2)	(3)	(4)	(5)	(6)
03034300	Skipjack tuna (stripe-bellied bonito) (katsuwonus pelamis), frozen	2.765.002	14.090.098	5.321.020	25.145.669
03034400	Bigeye tunas (thunnus obesus), frozen	703.600	838.900	1.579.410	1.825.896
03034600	Southern bluefin tunas (thunnus maccoyii), frozen	1.778	1.778	14.896	14.896
03034910	Longtail tuna (thunnus tonggol), frozen	255.489	565.890	439.849	946.997
03034990	Tunas (of the genus thunnus), other than hs code 03024100 to 03024910, frozen	5.440	5.440	29.657	29.657
03035300	Sardines (sardina pilchardus, sardinops spp), sardinella (sardinella spp), brisling or sprats (sprattus sprattus), frozen	61.260	123.222	49.341	253.551
03035410	Mackerel (scomber scombrus, scomber australasicus), frozen	903	143.417	2.560	455.293
03035600	Cobia (rachycentron canadum), frozen	37.814	103.376	68.444	206.592
03035700	Swordfish (xiphias gladius), frozen	379.698	775.272	2.652.523	4.946.119
03035910	Indian mackerels (rastrelliger kanagurta), island mackerels (rastrelliger faughni), frozen	30.854	108.056	161.895	387.341
03035920	Silver pomfrets (pampus spp), frozen	91.200	182.133	407.302	756.087
03035990	Anchovies, brisling or sprats, scomberomorus spp, caranx spp, pacific saury, decapterus spp, capelin, euthynnusaffinis, sarda spp, marlins, sailfishes, istiophoridae, frozen	2.130.072	6.289.569	5.113.522	13.381.032
03038100	Dogfish and other sharks, frozen	125.799	413.630	131.849	473.472
03038200	Rays and skates (rajidae), frozen	111.349	223.380	267.927	505.803
03038400	Seabass (dicentrarchus spp), frozen	734	734	2.400	2.400
03038911	Grouper, frozen	101.417	252.001	336.795	1.013.350
03038913	Bluntnose lizardfish (trachinocephalus myops), frozen	296.879	496.031	299.852	469.265
03038914	Savalai hairtails (lepturacanthus savala), belanger's croakers (johnius belangerii), reeve's croakers (chrysochir aureus) and bigeye croakers (pennahia anea), frozen	1.913.262	3.873.219	3.976.906	7.586.290
03038916	Torpedo scads (megalaspis cordyla), spotted sicklefish (drepane punctata) and great barracudas (sphyraena barracuda), frozen	25.395	80.211	63.521	185.878
03038917	Black pomfrets (parastromatus niger), frozen	362.128	833.907	1.018.873	2.276.531
03038918	Mangrove red snappers (lutjanus argentimaculatus), frozen	172.354	769.420	637.579	2.763.758
03038919	Frozen marine fish, other than HS code 03038911 to 03038918	4.073.025	9.352.732	8.342.496	19.329.846
03038923	Milkfish (chanos chanos), frozen	978.752	2.644.531	1.545.653	4.153.680
03038929	Frozen fish, other than marine fish, other than hs code 03038922 to 03038929	211.081	512.226	410.047	1.330.134
03039100	Livers, roes and milt, frozen	175.019	254.169	2.707.957	3.358.466
03039200	Shark fins, frozen	33.547	42.039	224.764	298.614
03039900	Heads, tails, maws and other edible fish offal other than shark fins, livers, roes and milt, frozen	113.015	206.330	111.075	259.628
03044500	Fresh or chilled fillets of swordfish (xiphias gladius)	3.961	12.381	38.386	137.838
03044900	Fresh or chilled fillets of other fish, other than in subheading 030431 to 030448	58.968	209.277	629.602	2.193.620
03045100	Fresh or chilled other fish meat (whether or not minced) of tilapias, catfish, carp, eels (anguilla spp), Nile perch (lates niloticus) and snakeheads (channa spp)	1.182	4.155	2.340	5.445
03045400	Fresh or chilled other fish meat (whether or not minced) of swordfish (xiphias gladius)	-	2.580	-	24.154
03045900	Fresh or chilled other fish meat (whether or not minced) of other fish, other than in subheading 030451 to 030457	1.597	22.752	18.529	79.342
03046100	Frozen fillets of tilapias (oreochromis spp)	766.242	2.427.748	5.719.464	17.916.048
03046900	Frozen fillets of carp (cyprinus, carassius, ctenoph. idellus, hypophthalmichthys, cirrhinus, myloph. piceus, catla catla, labeo, oste. hasselti, lepto. hoeveni, megalobrama spp), eels, channa spp	7.431	7.431	21.989	21.989
03047100	Frozen fillets of cod (gadus morhua, gadus ogac, gadus macrocephalus)	650.383	2.184.784	5.106.225	17.185.468
03047200	Frozen fillets of haddock (melanogrammus aeglefinus)	18.478	232.565	146.055	1.736.660
03047500	Frozen fillets of Alaska pollock (theragra chalcogramma)	-	290.010	-	1.014.279



Tabel 3 : Ekspor Indonesia menurut Komoditi ( Kode HS 8 digit )

Maret 2023

Kode H S	Uraian golongan barang	Berat bersih (Kg)		Nilai F.O.B. ( U S \$ )	
		Bulan ini	Kumulatif	Bulan ini	Kumulatif
(1)	(2)	(3)	(4)	(5)	(6)
03048100	Frozen fillets of pacific salmon(oncorhynchus nerka, oncor. gorbuscha, oncor. keta, oncor. tshawytscha, oncor. kisutch, oncor. masou, oncor. rhodurus), atlantic salmon (salmo salar) and danube salmon	109.367	341.643	994.523	2.610.814
03048300	Frozen fillets of flat fish (pleuronectidae, bothidae, cynoglossidae, soleidae, scophthalmidae and citharidae)	-	10.725	-	48.804
03048400	Frozen fillets of swordfish (xiphias gladius)	95.175	158.333	963.476	1.588.911
03048700	Frozen fillets of tunas (of the genus thunnus), skipjack tuna (stripe-bellied bonito) (katsuwonus pelamis)	4.868.778	12.785.213	33.618.822	88.258.583
03048800	Frozen fillets of dogfish, other sharks, rays and skates (rajidae)	-	5.000	-	28.188
03048910	Frozen fillets of mahi-mahi (coryphaena hippurus)	107.239	248.308	744.498	1.921.099
03048990	Frozen fillets of other fish, other than HS code 03048100 to 03048910	1.822.508	5.087.933	13.066.184	36.555.303
03049100	Frozen other fish meat (whether or not minced) of swordfish (xiphias gladius)	5.475	5.475	37.621	37.621
03049300	Frozen other fish meat (whether or not minced) of tilapias (oreochromis spp), catfish (pangasius spp, silurus spp, clarias spp, ictalurus spp), carp, eels (anguilla spp), Nile perch (lates niloticus) and snakeheads (channa spp)	76.094	230.172	129.676	345.932
03049600	Frozen other fish meat (whether or not minced) of dogfish and other sharks	27.916	107.613	25.916	105.613
03049910	Frozen of surimi (minced fish meat)	1.018.100	3.167.848	2.867.665	8.778.142
03049990	Frozen other fish meat (whether or not minced) of other fish, other than HS code 03049100 to 03049910	139.654	597.353	757.743	3.620.456
03052090	Livers, roes and milt of fish, smoked, dried, salted or in brine, other than freshwater fish, dried, salted or in brine	362.702	1.341.162	2.605.889	6.824.114
03053991	Fish fillets of other freshwater fish, dried, salted or in brine, but not elsewhere classified in heading 0305	-	106	-	530
03053992	Fish fillets of marine fish, dried, salted or in brine, but not smoked, not elsewhere classified in heading 0305	72.234	186.818	313.282	849.254
03054910	Smoked fish, including fillets, other than edible fish offal of skipjack tuna (stripe-bellied bonito) (katsuwonus pelamis)	71.252	476.588	603.239	3.555.766
03054990	Smoked fish, including fillets, other than edible fish offal, not elsewhere classified in heading 0305	9.950	70.811	82.893	446.202
03055400	Dried fish, w.o.n salted but not smoked of herrings, anchovies, sardines, sardinella, brisling or sprats, scomber scombrus, indian mackerels, seerfishes, jack & horse mackerel, jacks, caranx, cobia, silver pomfrets, pacific saury, scads, capelin, swordfish, kawakawa, bonitos, marlins, sailfishes, spearfish	11.756	11.756	31.986	31.986
03055921	Dried fish, other than edible fish offal, whether or not salted but not smoked of anchovies (stolephorus spp, coilia spp, setipinna spp, lycothrissa spp, thryssa spp and encrasicholina spp)	36.010	134.990	149.540	595.892
03055929	Dried fish, other than edible fish offal, whether or not salted but not smoked of marine fish other than anchovies (stolephorus, coilia, setipinna, lycothrissa, thryssa and encrasicholina spp)	67.660	128.863	180.874	345.287
03055990	Dried fish, other than edible fish offal, whether or not salted but not smoked of other fish other than marine fish	157.836	400.550	365.905	824.918
03056300	Salted but not dried or smoked and fish in brine, other than edible fish offal of anchovies (engraulis spp)	20.160	46.452	204.879	522.367
03056910	Salted but not dried or smoked and fish in brine, other than edible fish offal of marine fish, not elsewhere classified in heading 0305	2.650	27.392	3.259	133.153
03056990	Salted but not dried or smoked and fish in brine, other than edible fish offal of other fish other than marine fish	4.410	4.420	18.450	18.472
03057110	Shark fins, dried or smoked	24.638	54.083	849.700	1.757.375
03057211	Dried, salted or in brine, smoked of fish maws of cod	-	9.750	-	63.325
03057219	Dried, salted or in brine, smoked of fish maws of other than cod	41.138	97.173	553.737	1.246.245

Tabel 3 : Ekspor Indonesia menurut Komoditi ( Kode HS 8 digit )

Maret 2023

Kode H S	Uraian golongan barang	Berat bersih (Kg)		Nilai F.O.B. ( U S \$ )	
		Bulan ini	Kumulatif	Bulan ini	Kumulatif
(1)	(2)	(3)	(4)	(5)	(6)
03057299	Dried, salted or in brine, smoked of fish head and tail of other than cod	9.600	9.600	27.840	27.840
03057990	Dried, salted or in brine, smoked of fish fin and other edible offal other than fish head, tail, and maws of other than cod	14.243	24.029	813.110	1.095.519
03061110	Rock lobster and other sea crawfish (palinurus spp, panulirus spp, jасus spp), frozen, smoked	36	8.036	229	91.339
03061190	Rock lobster and other sea crawfish (palinurus spp, panulirus spp, jасus spp), frozen, other than smoked	13.493	57.541	155.322	583.400
03061411	Soft shell crabs, frozen, smoked	55.868	172.501	239.460	1.169.501
03061491	Swimming crabs (crabs of the family portunidae), frozen, other than smoked	24.841	56.168	348.895	398.931
03061492	King crabs (crabs of the family lithodidae), frozen, other than smoked	806	27.734	1.780	1.112.753
03061499	Crab other than swimming crabs, king crabs, and snow crabs, frozen,	83.235	189.750	1.377.595	3.905.806
03061600	Cold-water shrimps and prawns (pandalus spp, crangon crangon), frozen	71.782	146.226	686.205	1.486.189
03061711	Giant tiger prawns (penaeus monodon), frozen, headless	811.857	2.164.113	9.773.318	26.366.047
03061719	Giant tiger prawns (penaeus monodon), frozen, other than headless	294.602	600.541	3.376.467	7.300.346
03061721	Whiteleg shrimps (litopenaeus vannamei), frozen, headless, with tail	3.147.169	8.027.368	24.130.325	60.449.623
03061722	Whiteleg shrimps (litopenaeus vannamei), frozen, headless, without tail	1.359.105	3.696.415	10.078.030	27.011.438
03061729	Whiteleg shrimps (litopenaeus vannamei), frozen, other than headless, with or without tail	5.769.784	15.299.276	47.401.684	126.160.036
03061790	Shrimps and prawns other than giant tiger prawns, whiteleg shrimps, and giant river prawns, frozen	2.590.214	6.308.479	17.321.371	43.115.100
03061900	Crustaceans not elsewhere classified in subheading 030611 to 030617, whether in shell or not, frozen	13.252	32.982	101.523	248.197
03063120	Rock lobster and other sea crawfish (palinurus spp, panulirus spp, jасus spp), live, other than breeding	60.262	193.166	1.298.343	4.019.790
03063130	Rock lobster and other sea crawfish (palinurus spp, panulirus spp, jасus spp), fresh or chilled	-	101	-	683
03063220	Lobsters (homarus spp), live, other than breeding	1.297	3.238	30.876	69.824
03063311	Blue crabs (callinectes spp) and snow crabs (crabs of the family oregoniidae), live	2.055	30.317	2.426	30.524
03063391	Crab other than blue crabs (callinectes spp) and snow crabs (crabs of the family oregoniidae), live	948.793	4.100.959	6.547.273	23.183.717
03063392	Crab other than blue crabs (callinectes spp) and snow crabs (crabs of the family oregoniidae), fresh or chilled	40.880	114.872	93.802	236.685
03063520	Cold-water shrimps and prawns (pandalus spp, crangon crangon), live, other than breeding	4	7.042	965	527.272
03063530	Cold-water shrimps and prawns (pandalus spp, crangon crangon), fresh or chilled	63.682	197.079	174.912	502.951
03063612	Whiteleg shrimps (litopenaeus vannamei), live, breeding	20	54	1.112	27.823
03063619	Other shrimps and prawns other than giant tiger prawns, whiteleg shrimps, and giant river prawns, live, breeding	1	375	16	3.766
03063629	Shrimps and prawns other than giant tiger prawns, whiteleg shrimps, and	147.756	397.966	2.816.084	7.930.793
03063631	Giant tiger prawns (penaeus monodon), fresh or chilled	13.143	43.216	47.970	143.401
03063632	Whiteleg shrimps (litopenaeus vannamei), fresh or chilled	742.126	1.855.249	2.030.311	5.304.792
03063633	Giant river prawns (macrobrachium rosenbergii), fresh or chilled	58	102	173	307
03063639	Other shrimps and prawns other than giant tiger prawns, whiteleg shrimps, and giant river prawns, fresh or chilled	373.221	900.977	625.182	1.533.669
03063910	Live crustaceans, not elsewhere classified in subheading 030631 to 030636, whether in shell or not	9.232	15.841	144.173	227.027
03063920	Fresh or chilled crustaceans, not elsewhere classified in subheading 030631 to 030636, whether in shell or not,	28	60	1.202	2.916
03069529	Shrimps and prawns, in airtight containers for retail sale, other than in shell, cooked by steaming or boiling in water	7.500	17.500	3.750	10.670
03069530	Shrimps and prawns, other than in airtight containers for retail sale	58.410	61.570	29.446	32.003

Tabel 3 : Ekspor Indonesia menurut Komoditi ( Kode HS 8 digit )

Maret 2023

Kode H S	Uraian golongan barang	Berat bersih (Kg)		Nilai F.O.B. ( U S \$ )	
		Bulan ini	Kumulatif	Bulan ini	Kumulatif
(1)	(2)	(3)	(4)	(5)	(6)
03069929	Crustaceans not elsewhere classified in subheading 030691 to 030695, whether in shell or not, in airtight containers for retail sale, dried, salted or in brine	1	1	7	7
03071120	Oysters, fresh or chilled	-	2.000	-	919
03072110	Scallops and other molluscs of the family pectinidae, live	-	4	-	6
03072120	Scallops and other molluscs of the family pectinidae, fresh or chilled	12.656	25.566	11.129	21.659
03072200	Scallops and other molluscs of the family pectinidae, frozen	34.141	137.231	87.899	310.995
03072930	Scallops and other molluscs of the family pectinidae, dried, salted or in brine	-	621	-	11.178
03073200	Mussels (mytilus spp, perna spp), frozen	-	2.500	-	3.000
03074221	Cuttle fish (sepia officinalis, rossia macrosoma, sepiola spp) and squid (omastrephes spp, loligo spp, nototodarus spp, sepioteuthis spp), fresh or chilled	80.180	232.026	369.827	1.016.684
03074229	Cuttle fish and squid other than sepia officinalis, rossia macrosoma, sepiola spp, ommastrephes spp, loligo spp, nototodarus spp, sepioteuthis spp, fresh or chilled	32.500	68.000	39.620	85.020
03074310	Cuttle fish (sepia officinalis, rossia macrosoma, sepiola spp) and squid (omastrephes spp, loligo spp, nototodarus spp, sepioteuthis spp), frozen	8.293.529	22.483.459	36.726.271	104.523.736
03074390	Cuttle fish and squid other than sepia officinalis, rossia macrosoma, sepiola spp, ommastrephes spp, loligo spp, nototodarus spp, sepioteuthis spp, frozen	798.681	3.311.072	3.820.158	14.771.673
03074921	Cuttle fish (sepia officinalis, rossia macrosoma, sepiola spp) and squid (omastrephes spp, loligo spp, nototodarus spp, sepioteuthis spp), dried, salted or in brine	3.359	5.785	24.926	36.403
03074929	Cuttle fish and squid other than sepia officinalis, rossia macrosoma, sepiola spp, ommastrephes spp, loligo spp, nototodarus spp, sepioteuthis spp, dried, salted or in brine	150	699	2.693	11.987
03075110	Octopus (octopus spp), live	4.350	4.483	19.237	19.386
03075200	Octopus (octopus spp), frozen	2.383.570	5.317.972	12.428.021	29.056.255
03075930	Octopus (octopus spp), smoked	-	63.960	-	802.596
03076010	Snails, other than sea snails, live	6.334	17.539	106.571	298.015
03076020	Snails, other than sea snails, fresh, chilled or frozen	71.664	220.963	194.879	514.944
03077110	Clams, cockles and ark shells (families arcidae, arctidae, cardiidae, donacidae, hiatellidae, mactridae, mesodesmatidae, myidae, semelidae, solecurtidae, solenidae, tridacnidae and veneridae), live	156.686	415.102	351.592	912.608
03077120	Clams, cockles and ark shells (families arcidae, arctidae, cardiidae, donacidae, hiatellidae, mactridae, mesodesmatidae, myidae, semelidae, solecurtidae, solenidae, tridacnidae and veneridae), fresh/chilled	80.660	346.014	50.714	231.814
03077200	Clams, cockles and ark shells (families arcidae, arctidae, cardiidae, donacidae, hiatellidae, mactridae, mesodesmatidae, myidae, semelidae, solecurtidae, solenidae, tridacnidae & veneridae), frozen	142.625	413.527	147.070	418.185
03077930	Clams, cockle, arkshells (arcidae, arctidae, cardiidae, donacidae, hiatellidae, mactridae, mesodesmatidae, myidae, semelidae, solecurtidae, solenidae, tridacnidae and veneridae), dried, salted or in brine	-	375	-	1.873
03078110	Abalone (haliotis spp), live	23	71	300	629
03078400	Stromboid conchs (strombus spp), frozen	4.180	4.180	8.360	8.360
03079110	Molluscs, whether in shell or not, not elsewhere classified in subheadings 030711 to 030788, live	86.507	249.127	189.088	566.964
03079200	Molluscs, whether in shell or not, not elsewhere classified in subheadings	98.684	222.789	172.829	550.033
03081920	Sea cucumbers (stichopus japonicus, holothuroidea), dried, salted or in brine	49.398	124.688	601.568	1.445.854
03082110	Sea urchins (strongylocentrotus spp, paracentrotus lividus, loxechinus albus, echinus esculentus), live	661	1.980	6.722	23.640
03083010	Jellyfish (rhophilema spp), live	-	4	-	2.738
03083040	Jellyfish (rhophilema spp), dried, salted or in brine	262.031	471.541	420.017	824.404

Tabel 3 : Ekspor Indonesia menurut Komoditi ( Kode HS 8 digit )

Maret 2023

Kode H S	Uraian golongan barang	Berat bersih (Kg)		Nilai F.O.B. ( U S \$ )	
		Bulan ini	Kumulatif	Bulan ini	Kumulatif
(1)	(2)	(3)	(4)	(5)	(6)
03089010	Aquatic invertebrates other than crustaceans and molluscs, not elsewhere classified in subheadings 030811 to 030830, live	12.236	29.521	88.121	224.053
03089030	Aquatic invertebrates other than crustaceans and molluscs, not elsewhere classified in subheadings 030811 to 030830, frozen	3	243	1	1.033
03089040	Aquatic invertebrates other than crustaceans and molluscs, not elsewhere classified in subheadings 030811 to 030830, dried, salted or in brine	10.129	14.648	72.406	132.361
03091000	Flours, meals and pellets of fish, fit for human consumption	-	100	-	1.000
03099090	Flours, meals and pellets of other aquatic invertebrates, fit for human consumption	-	113	-	10.096
04011010	Milk and cream, not concentrated nor containing added sugar or other sweetening matter, of a fat content, by weight, not exceeding 1 %, in liquid form	38.783	123.368	26.361	83.751
04011090	Milk and cream, not concentrated nor containing added sugar or other sweetening matter, of a fat content, by weight, not exceeding 1 %, other than in liquid form	1.043	4.004	22.329	38.229
04012010	Milk and cream, not concentrated nor containing added sugar or other sweetening matter, of a fat content, by weight, exceeding 1 % but not exceeding 6%, in liquid form	443.855	1.384.155	358.812	1.181.177
04014010	Milk in liquid form, not concentrated nor containing added sugar or other sweetening matter, of a fat content, by weight, exceeding 6 % but not exceeding 10%	7.717	131.228	17.062	194.329
04014020	Milk in frozen form, not concentrated nor containing added sugar or other sweetening matter, of a fat content, by weight, exceeding 6 % but not exceeding 10%	-	83.811	-	105.625
04014090	Milk, not concentrated nor containing added sugar or other sweetening matter, of a fat content, by weight, exceeding 6 % but not exceeding 10%, other than in liquid form and in frozen form	48.200	113.127	358.072	727.668
04015010	Milk and cream, not concentrated nor containing added sugar or other sweetening matter, of a fat content, by weight, exceeding 10 %, in liquid form	7.167	23.166	18.499	55.250
04015090	Milk and cream, not concentrated nor containing added sugar or other sweetening matter, of a fat content, by weight, exceeding 10 %, other than in liquid form	-	354	-	474
04021041	Milk & cream, in powder, granules/other solid forms, of a fat content, by weight, not exceeding 15 %, not containing added sugar/other sweetening matter, in containers of a net weight of 20 kg or more	-	2.200	-	8.427
04021042	Milk & cream, in powder, granules/other solid forms, of a fat content, by weight, not exceeding 15 %, not containing added sugar/other sweetening matter, in containers of a net weight of 2 kg or less	1.207	51.730	3.996	106.164
04021049	Milk & cream, in powder, granules/other solid forms, of a fat content, by weight, not exceeding 15 %, not containing added sugar/other sweetening matter, in containers of a 2 kg < net weight < 20 kg	64.372	127.189	362.296	760.764
04021092	Milk & cream, in powder, granules/other solid forms, of a fat content, by weight, not exceeding 15 %, containing added sugar or other sweetening matter, in containers of a net weight of 2 kg or less	3.823	7.372	7.799	15.805
04021099	Milk & cream, in powder, granules/other solid forms, of a fat content, by weight, not exceeding 15 %, containing added sugar or other sweetening matter, in containers of a 2 kg < net weight < 20 kg	394	2.547	2.542	10.169
04022190	Milk & cream, in powder, granules/other solid forms, of a fat content, by weight, exceeding 15 %, not containing added sugar or other sweetening matter, in containers of a 2 kg < net weight < 20 kg	14.993	63.875	116.073	471.429

Tabel 3 : Ekspor Indonesia menurut Komoditi ( Kode HS 8 digit )

Maret 2023

Kode H S	Uraian golongan barang	Berat bersih (Kg)		Nilai F.O.B. ( U S \$ )	
		Bulan ini	Kumulatif	Bulan ini	Kumulatif
(1)	(2)	(3)	(4)	(5)	(6)
04022990	Milk and cream, in powder, granules or other solid forms, of a fat content, by weight, exceeding 15 %, containing added sugar or other sweetening matter, in containers of a 2 kg < net weight < 20 kg	348	571	2.683	4.945
04029100	Milk and cream, concentrated or containing added sugar or other sweetening matter, other than in subheading 040210 to 040221 , not containing added sugar or other sweetening matter	1.375	1.375	1.000	1.000
04029900	Milk and cream, concentrated or containing added sugar or other sweetening matter, other than in subheading 040210 to 040221, containing added sugar or other sweetening matter	303.156	1.045.766	444.954	1.501.444
04032011	Yogurt, in liquid form, whether or not condensed, flavoured or containing added fruits (including pulp and jams), nuts or cocoa	287.111	541.682	422.715	837.513
04032019	Yogurt, in liquid form, whether or not condensed, not flavoured or containing added fruits (including pulp and jams), nuts or cocoa	58.958	79.804	22.457	39.389
04032091	Yogurt, not in liquid form, whether or not condensed, flavoured or containing added fruits (including pulp and jams), nuts or cocoa	311	311	2.071	2.071
04032099	Yogurt, not in liquid form, whether or not condensed, not flavoured or containing added fruits (including pulp and jams), nuts or cocoa	219.168	594.659	261.562	700.598
04039090	Curdled milk and cream, kephir and other fermented or acidified milk and cream, whether or not concentrated/containing added sugar/oth sweetening matter/flavoured/containing added fruit, nuts or cocoa	1.162.665	3.314.636	1.360.012	4.000.279
04041019	Modified whey, whether or not concentrated or containing added sugar or other sweetening matter, in powder form	69	118	271	405
04041099	Modified whey, whether or not concentrated or containing added sugar or other sweetening matter, not in powder form	2.102	2.102	14.601	14.601
04049000	Products consisting of natural milk constituents, whether or not containing added sugar or other sweetening matter, not elsewhere specified or included	-	1.076	-	991
04051000	Butter	3.201	4.704	6.397	8.350
04059090	Fats and oils derived from milk, other than anhydrous butterfat, butteroil, dan ghee	1.391	1.436	1.077	1.090
04061010	Fresh (unripened or uncured) cheese, including whey cheese	1.316	3.572	6.068	16.391
04062010	Grated or powdered cheese, of all kinds, in packages of a gross weight exceeding 20 kg	1.192	2.746	3.692	9.329
04062090	Grated or powdered cheese, of all kinds, other than in packages of a gross weight exceeding 20 kg	197	314	214	1.003
04063000	Processed cheese, not grated or powdered	132.780	531.005	505.308	2.066.730
04069000	Other cheese, not elsewhere classified in subheadings 040610 to 040640	54.284	68.484	190.122	271.722
04071110	Fertilised eggs for incubation of fowls of the species gallus domesticus, for breeding	-	4.282	-	69.675
04071190	Fertilised eggs for incubation of fowls of the species gallus domesticus, not for breeding	29.680	331.346	26.680	272.093
04079010	Eggs of fowls of the species gallus domesticus, in shell, fresh, preserved or cooked	1	1	13	13
04090000	Natural honey	57.844	113.408	135.780	236.412
04109010	Birds' nests	164.093	407.048	61.094.181	167.283.810
05010000	Human hair, unworked, whether or not washed or scoured, waste of human hair	382	4.403	8.813	142.260
05051010	Duck feathers of a kind used for stuffing, down	276.147	673.503	567.240	1.433.187
05051090	Feathers of a kind used for stuffing, down, other than duck feathers	-	29.784	-	163.853

Tabel 3 : Ekspor Indonesia menurut Komoditi ( Kode HS 8 digit )

Maret 2023

Kode H S	Uraian golongan barang	Berat bersih (Kg)		Nilai F.O.B. ( U S \$ )	
		Bulan ini	Kumulatif	Bulan ini	Kumulatif
(1)	(2)	(3)	(4)	(5)	(6)
05059090	Skins and other parts of birds, powder and waste feathers and parts of feathers or parts of feathers, feathers and parts of feathers not elsewhere classified in 0505 skins&other parts of birds, with their feathers and parts of feathers (w.o.n with trimmed edges), powder and waste of feathers/parts of feathers, other than of a kind used for stuffing, down, other than duck feathers	37	167	253	3.074
05061000	Ossein and bones treated with acid	143	361	6.016	16.560
05069000	Bones and horn-cores, unworked, defatted, simply prepared (but not cut to shape), treated with acid or degelatinised, powder and waste of these products, other than ossein and bones treated with acid	126.470	252.802	80.954	165.371
05080020	Shells of molluscs, crustaceans or echinoderms	997.676	2.438.314	605.227	1.576.499
05080090	Coral and similar materials, unworked or simply prepared but not otherwise worked	118.376	234.519	1.361.686	4.022.745
05100000	Ambergris, castoreum, civet & musk, cantharides, bile, w.o.n dried, glands & oth animal products used in the preparation of pharmaceutical	-	60	-	3.000
05119110	Roes and milt of fish or crustaceans, molluscs or other aquatic invertebrates	400.000	1.100.000	370.000	1.075.000
05119130	Fish skin	148.694	454.886	273.869	837.567
05119190	Products of fish or crustaceans, molluscs or other aquatic invertebrates, dead animals of chapter 3, other than roes and milt, artemia egg, fish skin	135.655	190.847	521.109	770.614
05119990	Animal products not elsewhere specified or included, dead animals of chapter 1 or 3, unfit for human consumption, other than hs code 05111000 to 05119930	269	2.367	69.940	150.991
06021090	Unrooted cuttings and slips of other live plants (including their roots),	3	531	342	1.897
06022000	Trees, shrubs and bushes, grafted or not, of kinds which bear edible fruit or nuts	1.528	2.870	150.337	151.679
06029010	Rooted orchid cuttings and slips	577	577	6.420	6.420
06029040	Budded stumps of the genus hevea	522	556	65.989	68.387
06029050	Seedlings of the genus hevea	-	178	-	34.128
06029090	Other live plants (including their roots), root cuttings and slips, mushroom spawn	285.381	717.313	1.443.566	3.880.018
06031200	Cut flowers and flower buds of a kind suitable for bouquets or for ornamental purposes of carnations, fresh	200	200	908	908
06031400	Cut flowers and flower buds of a kind suitable for bouquets or for ornamental purposes of chrysanthemums, fresh	32.348	86.351	166.376	471.147
06031900	Cut flowers and flower buds of a kind suitable for bouquets or for ornamental purposes, other than roses, carnations, orchids, chrysanthemums, lilies (lilium spp), fresh	25.155	242.140	59.605	438.910
06042010	Mosses and lichens, fresh	9.927	29.190	65.933	190.146
06042090	Foliage, branches and other parts of plants, without flowers or flower buds, and grasses, being goods of a kind suitable for bouquets or for ornamental purposes, fresh	134.294	344.182	156.807	367.778
06049010	Mosses and lichens, dried, dyed, bleached, impregnated or otherwise prepared	16.778	44.948	118.483	319.064
06049090	Foliage, branches & oth parts of plants, without flowers/flower buds, and grasses, being goods of a kind suitable for bouquets/for ornamental purposes, dried, dyed, bleached, impregnated/otherwise prepared	10.000	10.705	8.249	8.499
07019090	Potatoes, other than seed and chipping potatoes, fresh or chilled	107.856	333.722	99.745	274.125
07020000	Tomatoes, fresh or chilled	26.993	114.891	31.137	99.270
07031019	Onions, other than bulbs for propagation, fresh or chilled	150	155	1.370	1.378
07031021	Shallots, bulbs for propagation, fresh or chilled	-	158	-	383
07031029	Shallots, other than bulbs for propagation, fresh or chilled	1.045	7.073	2.564	7.484
07032090	Garlic, other than bulbs for propagation, fresh or chilled	-	2	-	5
07039090	Leeks and other alliaceous vegetables, other than bulbs for propagation, fresh or chilled	637	825	249	307

Tabel 3 : Ekspor Indonesia menurut Komoditi ( Kode HS 8 digit )

Maret 2023

Kode H S	Uraian golongan barang	Berat bersih (Kg)		Nilai F.O.B. ( U S \$ )	
		Bulan ini	Kumulatif	Bulan ini	Kumulatif
(1)	(2)	(3)	(4)	(5)	(6)
07041010	Cauliflowers, fresh or chilled	9.020	27.020	1.011	3.086
07042000	Brussels sprouts, fresh or chilled	400	2.220	535	2.960
07049010	Round (drumhead) cabbages, fresh or chilled	246.470	730.121	69.859	201.444
07049090	Kohlrabi, kale and similar edible brassicas, fresh or chilled	597.359	1.494.756	181.432	448.843
07051100	Cabbage lettuce (head lettuce), fresh or chilled	14.090	60.355	19.258	92.997
07051900	Lettuce (lactuca sativa), other than cabbage lettuce, fresh or chilled	85.109	219.368	114.460	290.562
07061010	Carrots, fresh or chilled	5.160	10.933	2.847	6.308
07061020	Turnips, fresh or chilled	8.758	19.926	5.236	10.989
07069000	Salad beetroot, salsify, celeriac, radishes and similar edible roots, fresh or chilled	5.200	6.720	5.479	10.835
07070000	Cucumbers and gherkins, fresh or chilled	5.000	62.536	1.119	16.254
07082010	French beans, shelled or unshelled, fresh or chilled	110.234	305.049	175.424	515.415
07082020	Long beans, shelled or unshelled, fresh or chilled	8.052	13.559	2.292	4.530
07082090	Beans (vigna spp, phaseolus spp) other than french beans and long beans, shelled or unshelled, fresh or chilled	13.369	32.992	27.794	72.191
07089000	Leguminous vegetables other than peas and beans, shelled or unshelled, fresh or chilled	94.288	264.023	132.509	347.675
07092000	Asparagus, fresh or chilled	10	12	238	238
07093000	Aubergines (egg-plants), fresh or chilled	101.319	179.244	173.413	307.926
07094000	Celery other than celeriac, fresh or chilled	45	1.397	134	4.064
07095100	Mushrooms of the genus agaricus, fresh or chilled	2.672	10.400	15.904	63.860
07095990	Mushrooms and truffles, other than HS code 07095100 to 07095920, fresh or chilled	5.057	12.477	1.214	3.043
07096010	Chillies (fruits of genus capsicum), fresh or chilled	43.227	90.090	35.001	130.487
07096090	Fruits of the genus capsicum or of the genus pimenta, fresh or chilled, other than chillies (fruits of genus capsicum)	30	31	80	81
07097000	Spinach, new zealand spinach and orache spinach (garden spinach), fresh or chilled	695	991	728	1.276
07099200	Olives, fresh or chilled	-	320	-	208
07099300	Pumpkins, squash and gourds (cucurbita spp), fresh or chilled	136.090	193.622	52.650	82.243
07099910	Sweet corn, fresh or chilled	9.160	10.354	7.737	8.263
07099920	Lady's finger (okra), fresh or chilled	62.931	68.240	3.408	3.748
07099990	Vegetables, other than HS code 07092000 to 07099920, fresh or chilled	269.230	559.068	265.184	673.553
07101000	Potatoes, uncooked or cooked by steaming or boiling in water, frozen	50	54.482	26	42.658
07102100	Peas (pisum sativum), shelled or unshelled, uncooked or cooked by steaming or boiling in water, frozen	-	3.750	-	4.054
07102200	Beans (vigna spp, phaseolus spp), shelled or unshelled, uncooked or cooked by steaming or boiling in water, frozen	2.900	18.565	5.566	35.220
07102900	Leguminous vegetables other than peas and bean, shelled or unshelled, uncooked or cooked by steaming or boiling in water, frozen	369.210	913.885	808.330	1.957.304
07104000	Sweet corn, uncooked or cooked by steaming or boiling in water, frozen	175.476	428.139	182.552	481.633
07108000	Vegetables, other than in subheading 071021 to 071040, uncooked or	727.551	1.933.185	1.356.868	3.627.852
07109000	Mixtures of vegetables, uncooked or cooked by steaming or boiling in water, frozen	15.169	100.357	26.008	187.345
07114090	Cucumbers and gherkins, provisionally preserved other than by sulphur dioxide gas, but unsuitable in that state for immediate consumption	1.065	7.271	325	2.334
07115190	Mushrooms of the genus agaricus, provisionally preserved, but unsuitable in that state for immediate consumption, preserved other than by sulphur dioxide gas	50	55	16	18
07119010	Sweet corn, provisionally preserved, but unsuitable in that state for immediate consumption	1.600	1.600	894	894
07119020	Chillies (fruits of genus capsicum), provisionally preserved, but unsuitable in that state for immediate consumption	1.425	3.375	8.839	20.531
07119050	Onions, preserved other than by sulphur dioxide gas	2.821	10.431	9.804	34.742

Tabel 3 : Ekspor Indonesia menurut Komoditi ( Kode HS 8 digit )

Maret 2023

Kode H S	Uraian golongan barang	Berat bersih (Kg)		Nilai F.O.B. ( U S \$ )	
		Bulan ini	Kumulatif	Bulan ini	Kumulatif
(1)	(2)	(3)	(4)	(5)	(6)
07119090	Vegetables, other than HS code 07112011 to 07119050, mixtures of vegetables, preserved other than by sulphur dioxide gas	321.343	435.237	87.472	111.182
07122000	Onions, dried , whole, cut, sliced, broken or in powder, but not further prepared	-	70	-	186
07123100	Mushrooms of the genus agaricus, dried , whole, cut, sliced, broken or in powder, but not further prepared	4.613	13.536	16.312	48.975
07123200	Wood ears (auricularia spp), dried , whole, cut, sliced, broken or in powder, but not further prepared	-	20	-	257
07123990	Mushrooms other than of the genus agaricus, dried , whole, cut, sliced, broken or in powder, but not further prepared	983	15.702	492	63.546
07129010	Garlic, dried , whole, cut, sliced, broken or in powder, but not further prepared	50	113	95	315
07129090	Vegetables, other than HS code 07122000 to 07129020, mixtures of vegetables, dried , whole, cut, sliced, broken or in powder, but not further prepared	170.297	428.389	542.292	2.350.255
07132090	Chickpeas (garbanzos), dried, shelled, whether or not skinned or split, not suitable for sowing	500	16.501	68	6.478
07133190	Beans of the species vigna mungo (l) hepper or vigna radiata (l) wilczek, dried, shelled, whether or not skinned or split, not suitable for sowing	1.025	28.961	106	37.784
07133290	Small red (adzuki) beans (phaseolus or vigna angularis), dried, shelled, whether or not skinned or split, not suitable for sowing	5.000	14.900	1.250	5.450
07133390	Kidney beans, including white pea beans (phaseolus vulgaris), dried, shelled, whether or not skinned or split, not suitable for sowing	4.783	29.068	3.328	32.692
07133990	Beans (vigna spp, phaseolus spp), other than HS code 07133110 to 07133590, shelled, whether or not skinned or split, not suitable for sowing	-	121	-	135
07139010	Dried leguminous vegetables other than in subheading 071310 to 071360, shelled, whether or not skinned or split, suitable for sowing	15	15	4	4
07139090	Dried leguminous vegetables other than in subheading 071310 to 071360, shelled, whether or not skinned or split, not suitable for sowing	195	1.195	54	254
07141011	Dried chips of manioc (cassava)	246.625	378.062	472.074	753.771
07141019	Manioc (cassava), sliced or in the form of pellets, other than dried chips	42.410	55.360	94.421	129.657
07141091	Manioc (cassava), other than sliced or in the form of pellets, frozen	22.384	44.484	16.262	32.390
07141099	Manioc (cassava), other than sliced or in the form of pellets, fresh, chilled, or dried	42.841	73.598	25.544	51.803
07142090	Sweet potatoes, whether or not sliced or in the form of pellets, fresh, chilled, or dried	1.280.117	3.717.241	1.133.298	3.140.702
07144010	Taro (colocasia spp), whether or not sliced or in the form of pellets, frozen	-	26.140	-	58.798
07144090	Taro (colocasia spp), whether or not sliced or in the form of pellets, fresh, chilled, or dried	192.222	585.631	76.332	214.277
08011100	Coconuts, desiccated, fresh or dried, whether or not shelled or peeled	9.478.225	26.335.992	10.140.119	28.717.094
08011200	Coconuts, in the inner shell (endocarp), fresh or dried, whether or not peeled	26.267.038	65.595.690	5.123.110	12.473.440
08011910	Young coconut, fresh or dried, whether or not peeled	42.800	214.830	9.222	42.425
08011990	Coconuts, other than desiccated, in the inner shell (endocarp), and young coconut, fresh or dried, whether or not shelled or peeled	36.772.292	97.859.406	7.093.295	19.236.765
08012100	Brazil nuts, in shell, fresh or dried, whether or not peeled	2.628	519.128	625	96.527
08013100	Cashew nuts, in shell, fresh or dried, whether or not peeled	328.064	2.157.310	293.548	2.251.911
08013200	Cashew nuts, shelled, fresh or dried, whether or not peeled	307.076	817.346	2.185.457	5.704.023
08021100	Almonds, in shell, fresh or dried, whether or not peeled	580	2.232	181	700
08021210	Almonds, shelled, blanched, fresh or dried, whether or not peeled	51.937	162.162	284.523	866.389



Tabel 3 : Ekspor Indonesia menurut Komoditi ( Kode HS 8 digit )

Maret 2023

Kode H S	Uraian golongan barang	Berat bersih (Kg)		Nilai F.O.B. ( U S \$ )	
		Bulan ini	Kumulatif	Bulan ini	Kumulatif
(1)	(2)	(3)	(4)	(5)	(6)
08021290	Almonds, shelled, unblanched, fresh or dried, whether or not peeled	3.000	3.048	33.000	33.187
08022100	Hazelnuts or filberts (corylus spp), in shell, fresh or dried, whether or not peeled	-	600	-	1.399
08022200	Hazelnuts or filberts (corylus spp), shelled, fresh or dried, whether or not peeled	-	8.700	-	30.450
08023200	Walnuts, shelled, fresh or dried, whether or not peeled	180	1.322	604	4.541
08026200	Macadamia nuts, shelled, fresh or dried, whether or not peeled	-	109	-	3.052
08027000	Kola nuts (cola spp), fresh or dried, whether or not shelled or peeled	7	187	19	343
08028000	Areca nuts, fresh or dried, whether or not shelled or peeled	15.597.319	45.146.988	12.408.734	38.156.535
08029200	Pine nuts, shelled, fresh or dried, whether or not peeled	20.000	30.020	18.850	27.978
08029900	Nuts, not elsewhere classified in heading 0801 and 0802, fresh or dried, whether or not shelled or peeled	93.443	723.956	95.107	937.212
08031010	Plantains, fresh	1.004.246	3.840.974	305.803	1.168.987
08031020	Plantains, dried	2.567	4.771	8.014	16.031
08039010	Lady's finger banana, fresh or dried	2.989	8.576	5.616	18.476
08039020	Cavendish banana (musa acuminata), fresh or dried	1.148.552	2.303.985	707.617	1.419.648
08039090	Bananas, not elsewhere classified in subheading 0803, fresh or dried,	92.689	284.149	5.385	26.904
08041000	Dates, fresh or dried	25.350	102.696	49.630	251.820
08043000	Pineapples, fresh or dried	766.728	1.978.496	496.872	1.274.232
08044000	Avocados, fresh or dried	37.411	120.739	18.118	52.932
08045010	Guavas, fresh or dried	797	1.853	2.984	4.261
08045021	Mangoes, fresh	11.875	13.008	11.889	12.831
08045022	Mangoes, dried	89	277	1.194	22.860
08045030	Mangosteens, fresh or dried	3.161.610	13.793.116	8.788.705	40.205.101
08051010	Oranges, fresh	18.885	64.908	8.546	27.993
08052100	Mandarins (including tangerines and satsumas), fresh or dried	300	74.130	540	55.224
08052900	Citrus fruit, wilkings and similar citrus hybrids, fresh or dried	1.960	10.781	606	3.922
08055010	Lemons (citrus limon, citrus limonum, fresh or dried	28	1.037	71	5.523
08055020	Limes (citrus aurantifolia, citrus latifolia), fresh or dried	38.322	75.007	37.112	106.402
08059000	Citrus fruit, fresh or dried, , not elsewhere classified in heading 0805	4.975	12.663	26.650	40.622
08061000	Grapes, fresh	60	60	227	227
08062000	Grapes, dried	-	125	-	165
08071100	Watermelons, fresh	335.354	569.622	122.539	225.751
08071900	Melons, other than watermelon, fresh	21.199	24.809	11.380	14.023
08072000	Papaws (papayas), fresh	13	305	23	118
08081000	Apples, fresh	147	187	612	955
08094010	Plums, fresh	-	20	-	61
08101000	Strawberries, fresh	2.500	2.501	839	839
08102000	Raspberries, blackberries, mulberries and loganberries, fresh	1.484	5.567	26.645	99.831
08106000	Durians, fresh	61.432	100.937	208.060	282.150
08109020	Lychees, fresh	-	15	-	84
08109030	Rambutan, fresh	42.296	196.614	83.318	379.377
08109040	Langsat (lanzones), fresh	133	11.589	479	5.097
08109050	Jackfruit (including cempedak and nangka), fresh	8.476	40.070	5.251	20.616
08109060	Tamarinds, fresh	774	1.095	1.225	1.567
08109070	Starfruit, fresh	229	462	1.187	1.325
08109091	Salacca (snake fruit), fresh	725.830	1.475.338	807.793	1.547.880
08109092	Dragon fruit, fresh	25.341	102.882	51.430	136.757
08109093	Sapodilla (ciku fruit), fresh	294	1.273	770	3.082
08109094	Pomegranate (punica spp), annona spp, syzygium spp, eugenia spp, marian plum(bouea spp), passiflora spp, cottonfruit (sandoricum spp), jujube (ziziphus spp) and tampoi or rambai (baccaurea spp), fresh	3.077	13.722	7.773	23.820
08109099	Other fruit, fresh, not elsewhere classified in heading 0803-0810	1.083	5.156	796	4.568

Tabel 3 : Ekspor Indonesia menurut Komoditi ( Kode HS 8 digit )

Maret 2023

Kode H S	Uraian golongan barang	Berat bersih (Kg)		Nilai F.O.B. ( U S \$ )	
		Bulan ini	Kumulatif	Bulan ini	Kumulatif
(1)	(2)	(3)	(4)	(5)	(6)
08111000	Strawberries, uncooked or cooked by steaming or boiling in water, frozen, whether or not containing added sugar or other sweetening matter	26.000	103.850	40.300	150.753
08119000	Fruit and nuts, uncooked or cooked by steaming or boiling in water, frozen, whether or not containing added sugar or other sweetening matter, n.e.c. in heading 0811	565.242	1.624.566	1.104.419	1.965.768
08133000	Apples, dried	-	250	-	98
08134020	Tamarinds, dried	22.900	159.322	45.100	146.744
08134090	Fruit dried, other than that of headings 0801 to 0806, other than apricots, prunes, apples, longans, tamarinds	166.255	417.272	118.968	334.975
08135030	Mixtures of which dates predominate by weight	4.300	9.336	11.416	22.294
08135090	Mixtures of nuts or dried fruits of this chapter, n.e.c in subheading 081350 predominate by weight	-	16.900	-	33.800
09011120	Arabica, not roasted, not decaffeinated	3.829.735	10.786.789	25.221.049	70.695.560
09011130	Robusta, not roasted, not decaffeinated	68.696.407	108.492.794	23.818.917	102.989.576
09011190	Coffee other than arabica and robusta, not roasted, not decaffeinated	500.851	1.756.909	1.148.121	4.199.791
09011220	Arabica or robusta, not roasted, decaffeinated	6.105	17.630	54.587	150.508
09011290	Coffee other than arabica or robusta, not roasted, decaffeinated	-	49	-	423
09012111	Arabica, roasted, unground, not decaffeinated	36.393	48.302	110.079	149.820
09012112	Robusta, roasted, unground, not decaffeinated	7.329	25.669	25.177	77.281
09012119	Coffee other than arabica and robusta , roasted, unground, not decaffeinated	248	444	12.178	17.788
09012120	Coffee, roasted, not decaffeinated, ground	323.122	717.063	1.047.946	2.333.322
09012210	Coffee, roasted, decaffeinated, unground	166	1.273	1.589	7.469
09012220	Coffee, roasted, decaffeinated, ground	3.996	10.496	12.682	41.242
09019020	Coffee substitutes containing coffee	2.635	152.332	4.729	434.966
09021010	Leaves Green tea (not fermented) in immediate packings of a content not exceeding 3 kg, whether or not flavoured	1.900	2.624	14.876	20.098
09021090	Green tea (not fermented), other than leaves in immediate packings of a content not exceeding 3 kg, whether or not flavoured	55.293	89.559	157.939	319.515
09022010	Leaves green tea (not fermented), other than in immediate packings of a content not exceeding 3 kg, whether or not flavoured	165.847	549.501	308.086	1.036.207
09022090	Green tea (not fermented), other than leaves in immediate packings of a content not exceeding 3 kg, whether or not flavoured	50.807	237.643	89.218	396.131
09023010	Leaves black tea (fermented) and partly fermented tea, in immediate packings of a content not exceeding 3 kg, whether or not flavoured	1.695	3.370	11.121	22.032
09023090	Black tea (fermented) and partly fermented tea, other than leaves, in immediate packings of a content not exceeding 3 kg, whether or not flavoured	278.614	749.193	1.627.222	4.348.130
09024010	Leaves black tea (fermented) and partly fermented tea, other than in immediate packings of a content not exceeding 3 kg, whether or not flavoured	141.765	296.839	346.277	712.295
09024090	Black tea (fermented) and partly fermented tea, other than leaves, other than in immediate packings of a content not exceeding 3 kg, whether or not flavoured	2.481.794	7.408.461	3.671.017	10.961.093
09030000	Maté	510	2.845	3.000	6.960
09041110	White pepper, neither crushed nor ground	1.292.263	3.290.398	6.952.979	18.127.826
09041120	Black pepper, neither crushed nor ground	685.997	1.863.691	2.555.404	7.389.431
09041190	Pepper, other than white pepper and black pepper, neither crushed nor ground	407.645	692.043	1.640.603	2.667.511
09041210	White pepper, crushed or ground	15.900	36.159	117.052	245.940
09041220	Black pepper, crushed or ground	70.100	145.638	348.819	728.286
09041290	Pepper, other than white pepper and black pepper, crushed or ground	17.261	21.863	12.843	57.458
09042110	Chillies (fruits of the genus capsicum), dried, neither crushed nor ground	-	21.898	-	181.921

Tabel 3 : Ekspor Indonesia menurut Komoditi ( Kode HS 8 digit )

Maret 2023

Kode H S	Uraian golongan barang	Berat bersih (Kg)		Nilai F.O.B. ( U S \$ )	
		Bulan ini	Kumulatif	Bulan ini	Kumulatif
(1)	(2)	(3)	(4)	(5)	(6)
09042190	Fruits of the genus capsicum or of the genus pimenta, other than chillies, dried, neither crushed nor ground	21.851	43.931	274.281	580.078
09042210	Chillies (fruits of the genus capsicum), crushed or ground	52.768	56.058	158.404	172.777
09042290	Fruits of the genus capsicum or of the genus pimenta, other than chillies, crushed or ground	29.198	66.467	85.520	126.921
09051000	Vanilla, neither crushed nor ground	5.903	37.092	591.753	3.699.099
09052000	Vanilla, crushed or ground	1.531	2.039	170.964	222.134
09061100	Cinnamon (cinnamomum zeylanicum blume), neither crushed nor ground	359.568	1.007.406	1.709.972	4.775.793
09061900	Cinnamon-tree flowers, neither crushed nor ground	886.542	2.231.081	4.453.082	10.844.564
09062000	Cinnamon and cinnamon-tree flowers, crushed or ground	902.370	2.935.756	3.710.811	12.431.524
09071000	Cloves (whole fruit, cloves and stems), neither crushed nor ground	1.776.266	3.947.260	11.514.058	24.628.011
09072000	Cloves (whole fruit, cloves and stems), crushed or ground	40.539	106.989	510.986	1.148.504
09081100	Nutmeg, neither crushed nor ground	1.818.228	4.281.780	9.645.379	22.294.763
09081200	Nutmeg, crushed or ground	171.116	748.137	1.334.166	5.767.501
09082100	Mace, neither crushed nor ground	411.338	973.957	6.167.272	14.856.830
09082200	Mace, crushed or ground	75.498	139.026	1.031.671	2.279.614
09083100	Cardamoms, neither crushed nor ground	2.358.942	6.648.765	6.886.135	19.517.140
09083200	Cardamoms, crushed or ground	74	134	85	277
09092100	Seeds of coriander, neither crushed nor ground	2.283	6.888	4.653	7.838
09092200	Seeds of coriander, crushed or ground	3.241	7.224	8.545	20.803
09093200	Seeds of cumin, crushed or ground	80	170	529	970
09096110	Seeds of anise, neither crushed nor ground	-	2.050	-	21.347
09096190	Juniper berries, neither crushed nor ground	465	885	62	118
09096210	Seeds of anise, crushed or ground	1	1	1	1
09096230	Seeds of caraway, crushed or ground	-	20	-	21
09101100	Ginger, neither crushed nor ground	1.752.067	3.046.592	1.035.536	1.771.113
09101200	Ginger, crushed or ground	2.665	13.549	17.682	98.782
09102000	Saffron	80	183	18	47
09103000	Turmeric (curcuma)	337.613	1.138.085	416.096	1.145.480
09109110	Curry, mixtures referred to in note 1(b) to this chapter	3.950	4.660	14.497	16.903
09109190	Spices other than curry, mixtures referred to in note 1(b) to this chapter	39.280	111.443	61.329	178.159
09109910	Thyme, bay leaves	2.650	3.374	7.324	12.756
09109990	Spices, not elsewhere classified in heading 0910, mixtures referred to in note 1(b) to this chapter	577.063	889.219	540.516	1.117.780
10039000	Barley, other than seed	1.880	1.880	611	611
10051000	Maize (corn), seed	6	98.623	19	148.177
10059010	Popcorn	7.872	11.086	7.163	20.757
10059091	Maize (corn), other than seed, fit for human consumption	45.000	110.000	30.841	65.561
10059099	Maize (corn), other than seed, not for human consumption	6.131.000	79.068.183	1.979.750	24.321.536
10061010	Rice in the husk (paddy or rough), suitable for sowing	-	12.000	-	135.000
10061090	Rice in the husk (paddy or rough), not suitable for sowing	-	6	-	12
10062090	Husked (brown) rice, other than hom mali rice	20.044	21.915	15.982	21.181
10063050	Basmati rice, semi-milled or wholly milled rice, whether or not polished or glazed	-	1	-	1
10063070	Other fragrant rice, semi-milled or wholly milled rice, whether or not polished or glazed	-	785	-	516
10063099	Semi-milled or wholly milled rice, whether or not polished or glazed, other than hs code 10063030 to 10063091	2.935	44.581	1.908	37.812
10079000	Grain sorghum, other than seed	-	3	-	1
10082900	Millet, other than seed	2.805	3.175	1.756	1.982
11010011	Wheat flour, fortified	4.462.114	14.007.277	2.633.851	8.264.096
11010019	Wheat flour, other than fortified	392.543	1.136.530	239.008	729.357
11010020	Meslin flour	7.815	10.684	8.013	10.619
11022000	Maize (corn) flour	36.844	221.054	7.444	136.137
11029010	Rice flour	38.304	88.166	55.860	109.408
11029020	Rye flour	1.847	3.498	2.928	4.554
11029090	Cereal flours, other than of wheat or meslin, other than rice flour or rye flour	29.378	83.126	19.319	51.057
11031100	Groats and meal of wheat	-	2.713	-	3.661
11031300	Groats and meal of maize (corn)	1.250	1.250	171	171

Tabel 3 : Ekspor Indonesia menurut Komoditi ( Kode HS 8 digit )

Maret 2023

Kode H S	Uraian golongan barang	Berat bersih (Kg)		Nilai F.O.B. ( U S \$ )	
		Bulan ini	Kumulatif	Bulan ini	Kumulatif
(1)	(2)	(3)	(4)	(5)	(6)
11031920	Groats and meal of rice	-	1.000	-	1.048
11031990	Groats and meal of other cereal other than meslin or rice	173	229	554	608
11032000	Cereal pellets	-	58	-	48
11041910	Rolled or flaked grains of maize (corn)	26.253	365.363	5.350	172.264
11042300	Other worked grains (for example, hulled, pearled, sliced or kibbled) of maize (corn)	25	49.282	10	24.922
11043000	Germ of cereals, whole, rolled, flaked or ground	663.900	1.646.400	323.199	805.906
11051000	Flour, meal and powder of potatoes	49.769	139.021	46.403	95.921
11052000	Flakes, granules and pellets of potatoes	3	9.955	1	12.903
11062010	Flour, meal and powder of manioc (cassava)	69.653	88.248	85.784	103.991
11062020	Flour, meal and powder of sago	1.090.272	3.435.907	234.358	794.689
11062090	Flour, meal and powder of roots or tubers of heading 0714, other than manioc (cassava)	142.844	271.444	219.253	265.239
11063000	Flour, meal and powder of the products of chapter 8	427.657	1.383.997	1.725.420	5.555.182
11081100	Wheat starch	-	1.050	-	1.103
11081200	Maize (corn) starch	6.528.476	22.477.347	3.621.263	12.302.843
11081300	Potato starch	1	4	1	2
11081400	Manioc (cassava) starch	4.513.036	7.006.402	2.301.389	3.530.563
11081910	Sago starches	22.864	460.273	7.365	378.680
11081990	Starches, other than wheat, maize, potato, manioc, and sago	7.498	148.513	14.032	117.542
11090000	Wheat gluten, whether or not dried	-	1	-	1
12019000	Soya beans, whether or not broken, other than seed	215.250	735.701	78.539	300.500
12024100	Ground-nuts, not roasted or otherwise cooked, whether or not shelled or broken, other than seed, in shell	89.262	251.915	184.509	505.525
12024200	Ground-nuts, not roasted or otherwise cooked, whether or not shelled or broken, other than seed, shelled, whether or not broken	58.356	74.766	40.882	68.029
12030000	Copra	3.550.302	9.583.528	2.635.050	6.960.830
12071010	Palm nuts suitable for sowing/planting	1.997	3.512	299.899	577.433
12071030	Kernels	5	313.525	1	125.410
12072100	Cotton seeds, seed	-	48.000	-	26.400
12072900	Cotton seeds, other than seed	307.540	1.241.862	56.868	353.957
12074010	Sesamum seeds, edible	-	50	-	60
12074090	Sesamum seeds, not edible	20.490	28.990	75.945	104.404
12076000	Safflower (carthamus tinctorius) seeds	50	389	118	1.078
12079950	Fresh fruit bunch of oil palm	430.000	900.000	43.940	48.884
12079990	Other oil seeds and oleaginous fruits, other than HS code 12071010 to 12079950, whether or not broken	200	200	62	62
12081000	Flours and meals of soya beans	-	7	-	12
12089000	Flours and meals of oil seeds or oleaginous fruits, other than those of mustard, other than of soya beans	48	48	47	47
12092990	Seeds of forage plants, of a kind used for sowing, other than HS code 12092100 to 12092990	118.012	237.015	180.283	468.240
12093000	Seeds of herbaceous plants cultivated principally for their flowers, of a kind used for sowing	170	228	417.466	732.781
12099190	Vegetable seeds, other than onion seeds, of a kind used for sowing	239.664	775.357	456.171	1.147.007
12099930	Kenaf seeds, of a kind used for sowing	8	8	165	165
12099990	Seeds, fruit and spores, other than HS code 12099110 to 12099930, of a kind used for sowing	57.881	211.635	115.985	337.590
12112090	Ginseng roots, chilled, frozen	-	29.241	-	10.872
12119013	Rauwolfia serpentina roots, of a kind used primarily in pharmacy, fresh, chilled, frozen or dried	3.730	3.730	9.328	9.328
12119017	Plants and parts of plants (incl seeds and fruits), of a kind used primarily in pharmacy, oth than cannabis, rauwolfia serpentina roots, and liquorice roots, fresh/dried, in cut, crushed/powdered form	4	4	212	212
12119019	Plants and parts of plants (including seeds and fruits), of a kind used primarily in pharmacy, other than HS code 12119011 to 12119018	107.990	115.134	144.120	166.619
12119091	Pyrethrum, in cut, crushed or powdered form, fresh, chilled, frozen or dried	36.998	132.843	179.496	312.256

Tabel 3 : Ekspor Indonesia menurut Komoditi ( Kode HS 8 digit )

Maret 2023

Kode H S	Uraian golongan barang	Berat bersih (Kg)		Nilai F.O.B. ( U S \$ )	
		Bulan ini	Kumulatif	Bulan ini	Kumulatif
(1)	(2)	(3)	(4)	(5)	(6)
12119092	Pyrethrum, in other forms, fresh, chilled, frozen or dried	5.520	10.530	17.589	29.864
12119094	Sandalwood chips, fresh, chilled, frozen or dried	1.201	41.523	12.029	115.297
12119095	Agarwood (gaharu) chips, fresh, chilled, frozen or dried	178.324	416.284	2.713.388	5.073.539
12119097	Bark of persea (persea kurzii kosterm), fresh, chilled, frozen or dried	6.500	6.500	16.621	16.621
12119098	Plants & parts of plants, of a kind used primarily in perfumery/for insecticidal, fungicidal/similar purposes, fresh, chilled, frozen/dried, in cut, crushed/powdered form, oth than HS code 12119091-12119097	594.155	1.203.326	1.427.958	2.931.168
12119099	Plants & parts of plants, of a kind used primarily in perfumery/for insecticidal, fungicidal/similar purposes, fresh, chilled, frozen/dried, in cut, crushed/powdered form, oth than HS code 12119091-12119098	723.802	2.251.070	1.984.649	4.819.474
12122111	Eucheuma spinosum, dried but not ground	2.737.134	4.816.256	1.877.073	3.689.498
12122112	Eucheuma cottonii, dried but not ground	12.715.517	29.218.018	30.937.159	70.847.189
12122113	Gracilaria spp, dried but not ground	4.616.691	10.582.226	3.920.104	8.871.712
12122119	Seaweeds and other algae other than eucheuma spinosum, cottonii, and gracilaria spp, fit for human consumption, dried but not ground	816.087	1.963.572	1.582.454	3.361.922
12122190	Seaweeds and other algae other than eucheuma spinosum, cottonii, and gracilaria spp, fit for human consumption, fresh, chilled, frozen	835.898	3.255.330	560.407	2.538.870
12122911	Seaweeds and other algae, fresh, chilled or dried, of a kind used in pharmacy, not fit for human consumption	-	24.000	-	332.400
12122919	Seaweeds and other algae, fresh, chilled or dried, of a kind used in dyeing, tanning, perfumery, or for insecticidal, fungicidal or similar purposes, not fit for human consumption	1.268.206	4.429.531	323.071	1.131.609
12122920	Seaweeds and other algae, fresh, chilled or dried, not of a kind not used in dyeing, tanning, perfumery, pharmacy, or for insecticidal, fungicidal or similar purposes, not fit for human consumption	382.709	991.069	236.238	737.076
12129100	Sugar beet, fresh, chilled, frozen or dried, whether or not ground	-	9.440	-	8.496
12129200	Locust beans (carob), fresh, chilled, frozen or dried, whether or not ground	1.150	1.800	2.707	4.250
12129390	Sugar cane, fresh, chilled, frozen or dried, whether or not ground, not suitable for planting	44	44	12	12
12129910	Stones and kernels of apricot, peach (including nectarine) or plum, of a kind used primarily for human consumption, not elsewhere specified or included	250	370	1.434	2.130
12129990	Fruit stones and kernels other than apricot, peach (including nectarine) or plum, of a kind used primarily for human consumption, not elsewhere specified or included	1.002.212	1.826.159	2.342.006	4.222.202
12149000	Swedes, mangolds, fodder roots, hay, lucerne (alfalfa), clover, sainfoin, forage kale, lupines, vetches and similar forage products, whether or not in the form of pellets	17.545	55.647	8.380	23.620
13012000	Gum arabic	250	435	749	1.181
13019040	Lac	68.000	228.579	427.682	1.245.165
13019090	Natural gums, resins, gum-resins and oleoresins, other than gum arabic and cannabis resins	4.421.766	11.111.834	4.750.962	12.886.109
13021200	Vegetable saps and extracts of liquorice	0	0	1	1
13021940	Vegetable saps and extracts of pyrethrum or of the roots of plants containing rotenone	16.000	16.221	29.971	40.289
13021950	Japan (or chinese) lacquer (natural lacquer)	79	28.079	333	5.373
13021990	Vegetable saps and extracts, other than HS codes 13021110 to 13021950	146.220	478.134	80.076	347.794
13022000	Pectic substances, pectinates and pectates	-	66.393	-	191.009
13023100	Agar-agar	163.774	274.562	2.504.691	4.222.365

Tabel 3 : Ekspor Indonesia menurut Komoditi ( Kode HS 8 digit )

Maret 2023

Kode H S	Uraian golongan barang	Berat bersih (Kg)		Nilai F.O.B. ( U S \$ )	
		Bulan ini	Kumulatif	Bulan ini	Kumulatif
(1)	(2)	(3)	(4)	(5)	(6)
13023200	Mucilages and thickeners, whether or not modified, derived from locust beans, locust bean seeds or guar seeds	-	1.000	-	1.490
13023911	Carrageenan, powder, semi-refined	1.179.119	2.730.236	13.994.749	32.384.326
13023912	Carrageenan, powder, refined	26.909	92.534	715.132	2.482.950
13023913	Carrageenan, alkali treated carrageenan chips (atcc)	66.400	207.401	676.490	2.363.492
13023919	Carrageenan, other than powder and alkali treated carrageenan chips (atcc)	7.000	12.277	102.730	164.855
13023990	Mucilages and thickeners, whether or not modified, derived from vegetable products, other than HS code 13023100 to 13023919	28.932	473.735	483.118	6.334.485
14011000	Bamboos, a kind used primarily for plaiting	203.652	532.239	181.136	427.358
14019000	Vegetable materials of a kind used primarily for plaiting (for example, reeds, rushes, osier, raffia, cleaned, bleached or dyed cereal straw, and lime bark), other than bamboos and rattans	71.587	82.418	30.169	47.416
14042000	Cotton linters	121	121	419	419
14049020	Vegetable products not elsewhere specified or included, of a kind used primarily in tanning or dyeing	129.768	570.175	68.864	332.655
14049030	Kapok	728.137	2.219.694	626.177	1.877.756
14049091	Palm kernel shells	499.818.844	1.362.705.727	56.905.608	153.122.376
14049092	Empty fruit bunch of oil palm	-	2	-	2
14049099	Vegetable products not elsewhere specified or included, other than HS code 14042000 to 14049092	1.166.675	4.211.171	883.915	2.269.928
15019000	Poultry fat, other than that of heading 0209 or 1503	2.916	14.121	11.081	61.746
15030090	Lard oil, oleo-oil and tallow oil, not emulsified or mixed or otherwise prepared	-	23	-	437
15042090	Fats and oils and their fractions of fish, other than liver oils, other than solid fractions	76.948	308.047	209.251	732.881
15043000	Fats and oils and their fractions of marine mammals	-	2	-	2
15050010	Lanolin	115	115	2.372	2.372
15050090	Wool grease and fatty substances derived therefrom excluding lanolin	-	210	-	91
15071000	Crude oil, Soya-bean oil and its fractions, whether or not refined, but not chemically modified, whether or not degummed	10	11	5	10
15079010	Fractions of unrefined soya-bean oil	5	5	5	5
15079020	Refined, bleached and deodorised (rbd) soya-bean oil	17	28	15	30
15079090	Soya-bean oil and its fractions, other than HS code 15071000 to 15079020, whether or not refined, but not chemically modified	29	32	407	412
15081000	Crude oil of ground-nut oil and its fractions, whether or not refined, but not chemically modified	-	9	-	6
15089000	Ground-nut oil and its fractions, other than crude oil, whether or not refined, but not chemically modified	2	2	7	7
15092010	Extra virgin olive oil, in packings of a net weight not exceeding 30 kg	82	110	1.019	1.362
15092090	Extra virgin olive oil, in packings of a net weight more than 30 kg	6	6	59	59
15099019	Olive oil and its fractions, fractions of unrefined oil, in packings of a net weight more than 30 kg	-	60	-	288
15099099	Olive oil and its fractions, fractions of refined oil, in packings of a net weight more than 30 kg	-	420	-	791
15109010	Crude oil, other than crude olive pomace oil, obtained solely from olives, whether or not refined, but not chemically modified, including blends of these oils or fractions with oils or fractions of heading 1509	165	684	494	1.296
15111000	Crude palm oil	101.601.995	541.951.567	96.764.568	499.231.860
15119020	Refined palm oil	439.860.036	1.436.139.896	412.719.214	1.342.372.308
15119031	Solid fractions of palm oil, refined oil, but not chemically modified, with iodine value 30 or more, but less than 40	200.186.993	551.954.315	178.976.727	490.484.025
15119032	Solid fractions of palm oil, refined oil, but not chemically modified, with iodine value exceeding 40	14.912.688	44.816.439	13.317.760	41.435.154

Tabel 3 : Ekspor Indonesia menurut Komoditi ( Kode HS 8 digit )

Maret 2023

Kode H S	Uraian golongan barang	Berat bersih (Kg)		Nilai F.O.B. ( U S \$ )	
		Bulan ini	Kumulatif	Bulan ini	Kumulatif
(1)	(2)	(3)	(4)	(5)	(6)
15119036	Liquid fractions of palm oil, refined oil, but not chemically modified, in packing of a net weight not exceeding 25 kg	131.422.535	417.281.037	147.600.839	447.745.889
15119037	Liquid fractions of palm oil, refined oil, but not chemically modified, with iodine value 55 or more, but less than 60	853.165.086	3.001.294.488	792.092.245	2.709.166.836
15119039	Liquid fractions of palm oil, refined oil, but not chemically modified, other than hs code 15119036 to 15111037	17.939.079	62.323.562	18.334.435	63.501.363
15119049	Fractions of unrefined palm oil, other than solid fractions, but not chemically modified, with packing of a net weight more than 25 kg	-	7.999.672	-	7.119.708
15121910	Fractions of unrefined sunflower-seed oil or safflower oil	8	10	44	65
15121990	Sunflower-seed or safflower oil and fractions thereof, other than HS code 15121100 to 15121920	914	1.092	3.058	3.885
15122990	Cotton-seed oil and fractions thereof, whether or not refined, but not chemically modified, other than HS code 15122100 to 15122910	-	1	-	2
15131110	Virgin coconut oil	1.073.116	3.940.052	1.111.900	3.878.555
15131190	Crude coconut (copra) oil and its fractions, other than virgin coconut oil, whether or not refined, but not chemically modified	35.467.392	104.175.476	33.504.847	98.482.758
15131910	Fractions of unrefined coconut oil	367.678	585.859	458.958	727.863
15131990	Coconut (copra) and fractions thereof, other than crude oil and fractions of unrefined oil, whether or not refined, but not chemically modified	39.135.035	99.063.186	42.509.507	107.456.190
15132110	Crude palm kernel oil	4.500.080	18.613.720	4.928.637	18.627.598
15132190	Crude babassu oil	9	45	10	47
15132991	Solid fractions of refined palm kernel oil	18.226.106	39.650.354	25.554.872	57.002.667
15132994	Palm kernel olein, refined, bleached and deodorised (rbd)	15.798.151	48.928.525	14.730.129	45.544.655
15132995	Palm kernel oil, refined, bleached and deodorised (rbd)	105.996.921	221.601.515	99.718.025	214.086.025
15151900	Linseed oil and its fractions, other than crude oil	-	30	-	131
15152999	Maize (corn) oil, fractions of refined oil, other than solid fractions	-	800	-	5.848
15153090	Castor oil, other than crude oil	0	0	0	0
15155090	Sesame oil and its fractions, other than crude oil and unrefined oil	962	962	9.906	9.906
15159019	Illipe nut oil, other than crude oil and unrefined oil	-	500	-	7.100
15159021	Tung oil, crude oil	-	3.800	-	27.550
15159091	Other fixed vegetable oils, but not chemically modified, other than HS code 15151100 to 15159039, crude oil	15.200	15.200	21.660	21.660
15159099	Other fixed vegetable oils, but not chemically modified, other than HS code 15151100 to 15159039, other than crude oil and unrefined oil	196.264	552.281	3.525.207	10.185.175
15161020	Animal fats and oils and their fractions, not further prepared, re-esterified	-	3	-	89
15162014	Vegetable fats and oils and their fractions of coconuts, re-esterified	615.553	1.760.458	914.961	3.693.718
15162019	Vegetable fats and oils and their fractions other than hs code 15162011 to 15162018, re-esterified	714.820	1.277.141	758.157	1.454.155
15162021	Vegetable fats and oils and their fractions of the fruit of the oil palm, crude, re-esterified	50	50	244	244
15162022	Vegetable fats and oils and their fractions of the fruit of the oil palm, other than crude, re-esterified	9.559.217	15.058.845	7.393.303	11.649.163
15162023	Vegetable fats and oils and their fractions of palm kernels, crude, re-esterified	1.351.806	3.980.911	6.029.376	18.947.053
15162024	Vegetable fats and oils and their fractions of palm kernels, refined, bleached and deodorised (RBD), re-esterified	185.000	368.200	597.335	1.537.246
15162026	Vegetable fats and oils and their fractions of palm kernel olein, refined, bleached and deodorised (RBD), re-esterified	286.001	1.170.002	315.223	1.705.447
15162031	Vegetable fats and oils and their fractions of ground-nuts, of coconuts, of soya beans, hydrogenated, in flakes	32.875	96.100	44.046	133.130
15162032	Vegetable fats and oils and their fractions of linseed, hydrogenated, in flakes	-	410.000	-	378.306

Tabel 3 : Ekspor Indonesia menurut Komoditi ( Kode HS 8 digit )

Maret 2023

Kode H S	Uraian golongan barang	Berat bersih (Kg)		Nilai F.O.B. ( U S \$ )	
		Bulan ini	Kumulatif	Bulan ini	Kumulatif
(1)	(2)	(3)	(4)	(5)	(6)
15162034	Vegetable fats and oils and their fractions of fruit of the oil palm, hydrogenated, in flakes	31.830.311	91.754.832	29.748.427	85.441.010
15162035	Vegetable fats and oils and their fractions of palm kernels, hydrogenated, in flakes	1.608.990	4.034.090	1.697.606	4.254.255
15162041	Vegetable fats and oils and their fractions of castor seeds (opal wax), hydrogenated, in other forms	20	40	205	411
15162042	Vegetable fats and oils and their fractions of coconuts, hydrogenated, in other forms	597.838	1.751.718	839.051	2.559.223
15162044	Vegetable fats and oils and their fractions of linseed, hydrogenated, in other forms	-	760	-	1.566
15162046	Vegetable fats and oils and their fractions of fruit of the oil palm, hydrogenated, in other forms	22.286.318	68.214.151	20.100.007	62.888.248
15162047	Vegetable fats and oils and their fractions of palm kernels, hydrogenated, in other forms	23.667.608	53.491.890	27.969.332	69.813.381
15162049	Vegetable fats and oils and their fractions other than HS code 15162041-15162048, hydrogenated, in other forms	280.000	1.196.440	280.560	1.192.756
15162054	Vegetable fats and oils and their fractions, of ground-nuts of oil palm or coconuts, inter-esterified	11.096.983	24.102.195	10.267.233	22.454.495
15162059	Vegetable fats and oils and their fractions other than HS code 15162051 to 15162054, inter-esterified	530.270	1.240.670	572.544	1.329.890
15162062	Vegetable fats and oils and their fractions, elaidinised, palm stearin with an iodine value not exceeding 48, refined, bleached and deodorised (RBD)	113.406	113.420	143.345	143.377
15162091	Vegetable fats and oils and their fractions, elaidinised, palm stearin with an iodine value exceeding 48	4	791.205	7	876.904
15162094	Vegetable fats and oils and their fractions of soya beans, elaidinised	462	462	1.008	1.008
15162096	Vegetable fats and oils and their fractions, refined, bleached and deodorised (rbd) palm kernel stearin, elaidinised	582.670	1.562.281	963.041	2.745.012
15162098	Vegetable fats and oils and their fractions of ground-nuts, of oil palm or of coconuts, elaidinised	160.545	394.156	701.846	1.913.761
15162099	Vegetable fats and oils and their fractions other than hs code 15162091 to 15162098, elaidinised	70.300	138.718	305.080	611.248
15171010	Margarine, excluding liquid margarine, in airtight container for retail sale	5.132.819	14.724.436	5.059.066	14.678.253
15171090	Margarine, excluding liquid margarine, other than in airtight container for retail sale	4.423.458	10.100.239	4.233.451	9.827.440
15179010	Imitation ghee	1.562.582	3.164.509	1.786.347	3.646.302
15179020	Liquid margarine	8.278	9.460	13.793	19.086
15179030	Edible mixtures or preparations of animal or vegetable fats or oils, of a kind used as mould release preparations	8.480	25.240	14.653	43.523
15179043	Shortening	130.958.109	353.574.267	128.070.005	345.540.875
15179050	Solid mixtures or preparations of vegetable fats or oils or of their fractions other than imitation ghee, shortening, imitation lard	379.100	379.100	390.440	390.440
15179064	Liquid mixtures or preparations of vegetable fats or oils or of their fractions other than liquid margarine, in which other palm oil predominates, in packings of a net weight exceeding 25 kg	460.800	921.600	1.110.525	2.030.489
15179067	Liquid mixtures or preparations of vegetable fats or oils or of their fractions other than liquid margarine, in which soya-bean oil or coconut oil predominates	240	330	230	318
15179068	Liquid mixtures or preparations of vegetable fats or oils or of their fractions other than liquid margarine, in which illipe nut oil predominates	-	44.380	-	100.430
15179069	Liquid mixtures or preparations of vegetable fats or oils or of their fractions other than liquid margarine, other than HS code 15179061 to 15179068	5.999.959	17.079.821	6.029.959	16.428.828
15179090	Edible mixtures/preparations of animal, vegetable/microbial fats/oils/of fractions of different fats/oils of this chapter, oth than edible fats and oils/their fractions of head 1516, nec in head 1517	11.771.443	31.258.427	13.373.495	36.724.817



Tabel 3 : Ekspor Indonesia menurut Komoditi ( Kode HS 8 digit )

Maret 2023

Kode H S	Uraian golongan barang	Berat bersih (Kg)		Nilai F.O.B. ( U S \$ )	
		Bulan ini	Kumulatif	Bulan ini	Kumulatif
(1)	(2)	(3)	(4)	(5)	(6)
15180032	Inedible mixtures or preparations of the palm oil fruits or of palm oil or palm kernel olein, neutralised, bleached and deodorised (nbd) or refined, bleached and deodorised (rbd)	4.940.000	14.940.000	6.296.820	19.221.420
15180038	Inedible mixtures or preparations of of the fruit of the oil palm or of palm kernels, other	10.310.724	39.193.939	11.956.675	41.382.694
15180039	Inedible mixtures or preparations of vegetable fats or oils or of fractions of different fats or oils, other than hs code 15180032 to 15180037	1	4	2	4
15180060	Inedible mixtures or preparations of animal fats or oils or of fractions thereof and vegetable fats or oils or fractions thereof	588.160	958.830	632.303	1.017.712
15200010	Crude glycerol	77.814.451	205.090.091	22.847.855	61.050.113
15200090	Glycerol waters and glycerol lyes	200.000	200.219	46.000	46.082
15211000	Vegetable waxes, whether or not refined or coloured	1	53	1	51
15219010	Beeswax and oth insect waxes, whether or not refined or coloured	-	20	-	554
15219020	Spermaceti, whether or not refined or coloured	-	15	-	97
15220010	Degras	2	2	2	2
15220090	Residues resulting from the treatment of fatty substances or animal or vegetable waxes	13.828.690	36.640.125	9.768.571	30.714.888
16010010	Sausages and similar products, of meat, meat offal, blood or insects, food preparations based on these products, in airtight containers for retail sale	2.553	14.441	5.340	27.033
16010090	Sausages and similar products, of meat, meat offal, blood or insects, food preparations based on these products, not in airtight containers for retail sale	6.274	9.128	15.018	19.879
16021090	Other prepared or preserved meat, meat offal, blood or insects, homogenised preparation, not containing pork, in airtight container for retail sale	202	202	1.631	1.631
16023210	Chicken curry, in airtight containers for retail sale	113	113	621	621
16023290	Prepared or preserved of meat, meat offal, blood of fowls of species gallus domesticus, other than chicken curry in airtight container	294	14.081	863	46.561
16023900	Prepared or preserved meat, meat offal or blood of poultry in heading 0105, other than turkeys and species gallus domesticus	9	56	5	28
16025010	Prepared or preserved meat, meat offal or blood of bovine animals, in airtight containers for retail sale	780	18.378	8.193	33.048
16025090	Prepared or preserved meat, meat offal or blood of bovine animals, not in airtight containers for retail sale	2.476	8.008	7.492	59.894
16029090	Other prepared or preserved meat, meat offal, blood or insects, other than HS code 16021010 to 16021920	3.480	18.100	11.377	31.469
16030010	Extracts and juices of meat	260	260	1.326	1.326
16030090	Extracts and juices of fish or crustaceans, molluscs or other aquatic invertebrates	38.680	98.840	92.305	239.719
16041311	Prepared or preserved sardines, whole or in pieces, but not minced, in airtight containers for retail sale	441.768	1.446.096	1.169.613	3.820.221
16041319	Prepared or preserved sardines, whole or in pieces, but not minced, not in airtight containers for retail sale	786.347	1.850.994	2.110.628	5.249.844
16041391	Prepared or preserved sardinella and brisling or sprats, whole or in pieces, but not minced, in airtight containers for retail sale	31.000	31.000	68.000	68.000
16041411	Prepared or preserved tunas, whole or in pieces, but not minced, in airtight containers for retail sale	4.606.967	12.192.177	22.316.915	59.188.937
16041419	Prepared or preserved skipjack tuna and bonito (sarda spp), whole or in pieces, but not minced, not in airtight containers for retail sale	460.776	1.761.078	2.168.078	7.567.333
16041491	Pre-cooked tunas, not in airtight containers for retail sale	972.720	2.949.084	4.285.880	12.791.290
16041499	Prepared or preserved tunas, skipjack tuna and bonito (sarda spp), not in airtight containers for retail sale, other than pre-cooked tunas	282.360	1.052.500	1.383.890	4.873.739

Tabel 3 : Ekspor Indonesia menurut Komoditi ( Kode HS 8 digit )

Maret 2023

Kode H S	Uraian golongan barang	Berat bersih (Kg)		Nilai F.O.B. ( U S \$ )	
		Bulan ini	Kumulatif	Bulan ini	Kumulatif
(1)	(2)	(3)	(4)	(5)	(6)
16041510	Prepared or preserved mackerel, whole or in pieces, but not minced, in airtight containers for retail sale	-	1	-	1
16041590	Prepared or preserved mackerel, whole or in pieces, but not minced, not in airtight containers for retail sale	21.126	70.410	76.152	252.647
16041610	Prepared or preserved anchovies, whole or in pieces, but not minced, in airtight containers for retail sale	-	13.970	-	58.324
16041690	Prepared or preserved anchovies, whole or in pieces, but not minced, not in airtight containers for retail sale	-	116	-	1.027
16041891	Prepared or preserved shark fins, whole or in pieces, but not minced, in airtight containers for retail sale	3.442	4.462	62.262	79.057
16041899	Prepared or preserved shark fins, whole or in pieces, but not minced, not in airtight containers for retail sale	-	2.392	-	67.414
16041990	Fish, whole or in pieces, but not minced other than hs code 16041110 to 16041930	34.550	114.606	437.341	1.453.874
16042030	Fish ball	20.071	73.832	66.233	256.602
16042091	Other prepared or preserved fish other than fish sausage, fish ball, fish paste, in airtight containers for retail sale	44.000	56.574	205.264	282.177
16042099	Other prepared or preserved fish other than fish sausage, fish ball, fish paste, not in airtight containers for retail sale	1	22.659	6	186.894
16051011	Swimming crabs (crabs of the family portunidae), prepared or preserved, in airtight containers for retail sale	494.031	1.472.337	12.634.855	34.760.948
16051013	Snow crabs (crabs of the family oregoniidae) prepared or preserved, in airtight containers for retail sale	24.596	96.371	386.027	2.992.470
16051014	Crab other than swimming crabs, king crabs, and snow crabs, prepared or preserved, in airtight containers for retail sale	359.907	1.132.498	7.365.741	21.543.496
16051090	Crab, prepared or preserved, other than in airtight containers for retail sale	307.111	706.562	7.149.575	16.855.109
16052100	Shrimps and prawns, prepared or preserved, not in airtight container	4.528.410	12.845.027	38.395.531	107.791.749
16052920	Shrimp ball	628.125	1.585.028	3.926.214	10.175.246
16052930	Breaded shrimp	717.809	1.902.922	5.478.808	14.408.365
16052990	Shrimps and prawns, prepared or preserved, in airtight container, other than shrimp ball & breaded shrimp	109.559	418.387	1.406.974	4.729.391
16053000	Lobster, prepared or preserved	10.598	19.538	104.288	152.156
16054000	Crustacean, other than crab, shrimps, prawns, and lobsters, prepared or preserved	95.844	247.568	2.841.926	6.163.013
16055410	Cuttle fish and squid, prepared or preserved, in airtight containers for retail sale	5.101	5.101	64.374	64.374
16055490	Cuttle fish and squid, prepared or preserved, not in airtight containers for retail sale	45.617	117.565	477.176	1.162.986
16055500	Octopus, prepared or preserved	38.662	150.741	370.775	1.842.203
16055600	Clams, cockles and arkshells, prepared or preserved	206.952	457.709	648.594	1.397.689
16055790	Abalone, prepared or preserved, not in airtight containers for retail sale	11.320	21.890	287.164	552.710
16055800	Snails, other than sea snails, prepared and preserved	75.841	226.381	504.413	1.285.312
16055900	Mollusc, other than oysters, scallops, mussels, cuttle fish, squid, octopus, clams, cockles, arkshell, abalone, snail, prepared or preserved	-	5.885	-	19.051
16056100	Sea cucumbers, prepared or preserved	75.241	137.333	1.384.588	2.534.928
16056300	Jellyfish, prepared or preserved	45.000	90.000	124.500	250.500
16056900	Aquatic invertebrates, other than sea cucumbers, sea urchins, jellyfish, prepared or preserved	6.203	6.203	40.065	40.065
17011200	Beet sugar	-	17	-	74
17011400	Other cane sugar	15.138	69.051	20.706	73.698
17019100	Cane or beet sugars, chemically pure sucrose, in solid form, containing added flavouring or colouring matter	2.550	2.550	293	293
17019910	Refined sugar	5.748.218	42.496.654	3.578.509	26.357.983
17019990	Cane or beet sugar and chemically pure sucrose, in solid form, other than raw sugar not containing added flavouring or colouring matter, other than refined sugar	183.780	481.759	327.997	923.329

Tabel 3 : Ekspor Indonesia menurut Komoditi ( Kode HS 8 digit )

Maret 2023

Kode H S	Uraian golongan barang	Berat bersih (Kg)		Nilai F.O.B. ( U S \$ )	
		Bulan ini	Kumulatif	Bulan ini	Kumulatif
(1)	(2)	(3)	(4)	(5)	(6)
17021100	Lactose and lactose syrup, containing by weight 99 % or more lactose, expressed as anhydrous lactose, calculated on the dry matter	40.200	60.278	47.244	71.112
17021900	Lactose and lactose syrup, not containing by weight 99 % or more lactose, expressed as anhydrous lactose, calculated on the dry matter	105.903	216.866	74.661	156.527
17022000	Maple sugar and maple syrup	220	220	183	183
17023010	Glucose, not containing fructose or containing in the dry state less than 20 % by weight of fructose	266.197	1.013.673	270.183	1.017.671
17023020	Glucose syrup, not containing fructose or containing in the dry state less than 20 % by weight of fructose	1.111.171	1.450.652	710.050	1.044.865
17024000	Glucose & glucose syrup, containing in the dry state >= 20 % but < 50 % by weight of fructose, excluding invert sugar	5	6	3	4
17026020	Fructose syrup, containing in the dry state more than 50 % by weight of fructose, excluding invert sugar	295.020	340.620	150.332	180.374
17029019	Maltose and maltose syrups, other than chemically pure maltose	25.600	70.612	20.319	58.609
17029020	Artificial honey, whether or not mixed with natural honey	1.335	6.913	6.336	31.038
17029030	Flavoured or coloured sugars (excl maltose)	177.302	389.701	347.458	764.855
17029040	Caramel	5.610	6.340	26.279	30.592
17029051	Coconut sap sugar	192.676	987.473	404.202	1.973.624
17029059	Palm sugar other than coconut sap sugar	20	21	122	132
17029091	Sugar syrups	38.310	80.832	53.809	101.231
17029099	Other sugar, including invert sugar and other sugar and sugar syrup blends containing in the dry state 50 % by weight of fructose, other than HS code 17029011 to 17029091	2.720.555	7.170.065	4.372.122	11.069.621
17031090	Cane molasses, not containing added flavouring or colouring matter	41.300.340	106.953.248	6.395.057	16.669.633
17039010	Molasses other than cane molasses, resulting from the extraction or refining of sugar, containing added flavouring or colouring matter	954	954	1.544	1.544
17039090	Molasses other than cane molasses, resulting from the extraction or refining of sugar, not containing added flavouring or colouring matter	87.114	222.988	427.171	1.080.281
17041000	Chewing gum, whether or not sugar-coated	90.521	288.449	412.999	1.373.604
17049010	Medicated pastilles and drops, not containing cocoa	8.181	31.679	65.674	289.647
17049020	White chocolate, not containing cocoa	134.441	330.988	456.000	1.109.250
17049091	Sugar confectionery other than chewing gum, medicated pastilles and drops, and white chocolate, not containing cocoa, soft, containing gelatin	1.273.697	3.837.527	5.324.230	15.958.539
17049099	Sugar confectionery other than chewing gum, medicated pastilles and drops, and white chocolate, not containing cocoa, other than soft, containing gelatin	3.205.983	8.187.810	8.770.559	23.302.129
18010010	Cocoa beans, whole or broken, raw or roasted, fermented	1.120	296.751	4.819	907.946
18010090	Cocoa beans, whole or broken, raw or roasted, not fermented	1.129.175	4.101.847	3.103.767	10.894.829
18020000	Cocoa shells, husks, skins and other cocoa waste	402.036	749.143	56.383	100.438
18031000	Cocoa paste, not defatted	1.034.583	2.287.221	4.330.978	8.985.822
18032000	Cocoa paste, wholly or partly defatted	2.665.689	10.414.547	7.237.198	26.778.612
18040000	Cocoa butter, fat and oil	14.968.492	37.584.293	60.868.478	153.331.250
18050000	Cocoa powder, not containing added sugar or other sweetening matter	9.842.521	27.115.709	25.797.120	71.049.855
18061000	Cocoa powder, containing added sugar or other sweetening matter	698.826	783.745	488.643	618.879
18062010	Chocolate confectionery in blocks, slabs or bars weighing more than 2 kg	855.983	2.211.655	2.077.238	5.534.763
18062090	Chocolate, liquid, paste, granular or other bulk form in containers or immediate packings, of a content exceeding 2 kg	273.832	619.215	778.073	1.786.128
18063100	Chocolate and other food preparations containing cocoa, filled, in blocks, slabs, bars, weight ≤ 2kg	13.511	122.773	102.298	852.052

Tabel 3 : Ekspor Indonesia menurut Komoditi ( Kode HS 8 digit )

Maret 2023

Kode H S	Uraian golongan barang	Berat bersih (Kg)		Nilai F.O.B. ( U S \$ )	
		Bulan ini	Kumulatif	Bulan ini	Kumulatif
(1)	(2)	(3)	(4)	(5)	(6)
18063200	Chocolate and other food preparations containing cocoa, not filled, in blocks, slabs, bars, weight ≤ 2kg	31.461	65.447	169.876	346.894
18069010	Chocolate confectionery in tablets or pastilles	108.208	309.079	592.963	1.696.522
18069030	Food preparations of flour, meal, starch or malt extract, containing 40 % or more but not exceeding 50 % by weight of cocoa calculated on a totally defatted basis	702	8.650	3.732	60.745
18069040	Food preparations of goods of headings 0401 to 0404, containing 5 % or more but not exceeding 10 % by weight of cocoa calculated on a totally defatted basis, specially prepared for infants or young children, not put up for retail sale	47	117	561	1.724
18069090	Chocolate and other food preparation containing cocoa, other than HS code 18061000 to 18069040	993.829	2.416.871	2.944.947	7.220.506
19011010	Preparations suitable for infants or young children, put up for retail sale, of malt extract	15.985	82.513	105.490	486.775
19011020	Preparations suitable for infants or young children, put up for retail sale, of goods of headings 0401 to 0404	1.900.186	2.180.832	7.910.599	9.138.395
19011030	Preparations suitable for infants or young children, put up for retail sale, of soya-bean powder	-	50.414	-	189.542
19011092	Food preparations of flour, groats, meal, starch, for children age over 1 year but not exceeding 3 years, for retail sale, other than HS code 19011010 to 19011091	60	120	1.603	6.139
19011099	Food preparations of flour, groats, meal, starch, suitable for infants or young children, put up for retail sale, other than HS code 19011010 to 19011092	528.685	1.819.517	2.647.947	8.117.507
19012010	Mixes and doughs for the preparation of bakers' wares of heading 1905, of flour, groats, meal, starch or malt extract, not containing cocoa	325.734	803.440	635.811	1.627.115
19012020	Mixes and doughs for the preparation of bakers' wares of heading 1905, of flour, groats, meal, starch or malt extract, containing cocoa	100	100	327	327
19012030	Mixes and doughs for the preparation of bakers' wares of heading 1905, other than HS code 19012010 to 19012020, not containing cocoa	141.419	391.910	317.763	921.635
19012040	Mixes and doughs for the preparation of bakers' wares of heading 1905, other than HS code 19012010 to 19012020, containing cocoa	577	3.896	1.312	12.888
19019019	Food preparations suitable for infants or young children, not put up for retail sale, other than medical foods	15.461	69.270	36.499	258.882
19019020	Malt extract	15.533	22.039	132.846	158.460
19019031	Filled milk, of goods of heading 0401 to 0404	912.895	1.111.214	1.112.770	1.333.730
19019032	Food preparation of goods of heading 0401 to 0404, containing cocoa powder, other than filled milk	6.000	6.000	29.520	29.520
19019039	Food preparation of goods of heading 0401 to 0404, not containing cocoa powder, other than filled milk	142.596	388.130	375.745	1.202.868
19019041	Other soya-based preparations in powder form	888	2.455	5.646	29.750
19019049	Other soya-based preparations in other forms	-	22.556	-	191.033
19019099	Food preparations not suitable for infants or young childrens, other than medical food	1.938.243	5.040.407	4.331.096	10.689.840
19021100	Uncooked pasta, not stuffed or otherwise prepared, containing eggs	39.942	71.780	59.054	101.778
19021920	Rice vermicelli (including bee hoon), uncooked pasta, not stuffed or otherwise prepared, not containing eggs	11.016	34.329	15.917	43.431
19021930	Transparent vermicelli, uncooked pasta, not stuffed or otherwise prepared, not containing eggs	-	25	-	25
19021940	Other noodles, uncooked pasta, not stuffed or otherwise prepared, not containing eggs	245.168	957.773	144.145	822.013
19021990	Uncooked pasta, not stuffed or otherwise prepared, not containing eggs, other than HS code 19021920 to 19021940	1.791.284	5.537.112	2.394.798	6.877.155
19022090	Stuffed pasta whether or not cooked or otherwise prepared, other than stuffed with meat or meat offal, fish, crustaceans or molluscs	13.187	20.485	57.688	81.261

Tabel 3 : Ekspor Indonesia menurut Komoditi ( Kode HS 8 digit )

Maret 2023

Kode H S	Uraian golongan barang	Berat bersih (Kg)		Nilai F.O.B. ( U S \$ )	
		Bulan ini	Kumulatif	Bulan ini	Kumulatif
(1)	(2)	(3)	(4)	(5)	(6)
19023020	Rice vermicelli (including bee hoon), cooked or otherwise prepared, other than stuffed	12.440	21.338	25.978	44.120
19023030	Transparent vermicelli, cooked or otherwise prepared, other than stuffed	13.846	36.482	55.197	79.620
19023040	Instant noodles, whether or not cooked or otherwise prepared, other than stuffed	15.195.795	41.085.280	31.068.617	82.128.718
19023090	Cooked pasta, not stuffed, other than rice vermicelli, transparent vermicelli, instant noodles	1.227.011	2.979.655	4.634.081	11.183.429
19030000	Tapioca and substitutes therefor prepared from starch, in the form of flakes, grains, pearls, siftings or in similar forms	1.281.102	3.063.570	995.743	2.297.589
19041010	Prepared food obtained by the swelling or roasting of cereals or cereal products, containing cocoa	25.863	50.088	81.949	181.663
19041090	Prepared food obtained by the swelling or roasting of cereals or cereal products, not containing cocoa	150.698	475.790	569.726	1.961.410
19042010	Prepared foods obtained from unroasted cereal flakes	21.356	56.868	73.503	193.354
19042090	Prepared foods obtained from mixtures of unroasted cereal flakes and roasted cereal flakes or swelled cereals	316.537	447.753	473.863	735.867
19043000	Bulgur wheat	4	314	3	1.536
19049010	Rice preparations, including pre-cooked rice	6.619	25.948	19.327	57.752
19049090	Cereals (other than maize (corn)), in grain form or in the form of flakes or other worked grains (except flour, groats and meal), pre-cooked or otherwise prepared, not elsewhere specified or included	300.642	711.385	614.623	1.423.663
19051000	Crispbread, whether or not containing cocoa	101.820	258.470	136.358	466.532
19053110	Sweet biscuits, not containing cocoa	6.510.305	17.441.725	17.152.395	45.944.931
19053120	Sweet biscuits, containing cocoa	6.933.220	18.826.589	15.781.825	42.115.642
19053210	Waffles	263.124	605.016	1.205.177	2.728.953
19053220	Wafers	16.863.774	41.603.027	44.897.161	110.798.187
19054010	Rusks, toasted bread and similar toasted products, not containing added sugar, honey, eggs, fats, cheese or fruit	-	343	-	554
19054090	Rusk, toasted bread & similar toasted product, containing added sugar, honey, eggs, fats, cheese or fruit	120.340	319.697	196.013	506.703
19059010	Unsweetened teething biscuits	829.928	2.219.384	2.100.775	5.600.633
19059020	Unsweetened biscuits, other than teething biscuits	84.942	339.637	144.807	560.670
19059030	Cakes	18.545	108.633	87.474	378.831
19059040	Pastries	62.055	268.526	141.098	435.509
19059050	Flourless bakers' wares	2.201	4.685	1.147	11.903
19059070	Communion wafers, sealing wafers, rice paper and similar products	90.712	241.928	261.376	696.020
19059080	Other crisp savoury food products	733.895	1.669.480	1.224.509	3.228.540
19059090	Bread,pastry,cakes,biscuits&oth bakers' wares, w.o.n containing cocoa, communion wafers,empty cachets suitable for pharmaceutical use,sealing wafers, rice paper&similar products, nec in head 1905	1.273.937	3.613.796	3.060.897	7.681.065
20011000	Cucumbers and gherkins, prepared or preserved by vinegar or acetic acid	-	6.931	-	11.251
20019010	Onions, prepared or preserved by vinegar or acetic acid	-	53	-	200
20019090	Vegetables, fruit, nuts and other edible parts of plants other than cucumbers and gherkins, onions, prepared or preserved by vinegar or acetic acid	1.025	1.510	2.332	3.314
20031000	Mushrooms of the genus agaricus, prepared or preserved othwise than by vinegar or acetic acid	299.621	957.452	585.329	1.825.962
20039090	Mushrooms other than mushrooms of the genus agaricus, prepared or preserved othwise than by vinegar or acetic acid	27.794	51.675	86.405	220.090
20041000	Potatoes, prepared or preserved otherwise than by vinegar or acetic acid, frozen, other than products of heading 2006	-	1.626	-	9.837
20049010	Other vegetables and mixtures of vegetables, prepared or preserved otherwise than by vinegar or acetic acid, frozen, other than products of heading 2006, suitable for infants or young children	1.574	2.272	3.286	4.995

Tabel 3 : Ekspor Indonesia menurut Komoditi ( Kode HS 8 digit )

Maret 2023

Kode H S	Uraian golongan barang	Berat bersih (Kg)		Nilai F.O.B. ( U S \$ )	
		Bulan ini	Kumulatif	Bulan ini	Kumulatif
(1)	(2)	(3)	(4)	(5)	(6)
20049090	Other vegetables and mixtures of vegetables, prepared or preserved otherwise than by vinegar or acetic acid, frozen, other than products of heading 2006, not suitable for infants or young children	30.321	156.012	78.537	501.190
20052011	Potatoes, prepared or preserved otherwise than by vinegar or acetic acid, not frozen, other than products of heading 2006, in sticks form, in airtight containers for retail sale	-	21.421	-	127.560
20052091	Potatoes, prepared or preserved otherwise than by vinegar or acetic acid, not frozen, other than products of heading 2006, not in sticks form, in airtight containers for retail sale	10	10	24	24
20052099	Potatoes, prepared or preserved otherwise than by vinegar or acetic acid, not frozen, other than products of heading 2006, not in sticks form, not in airtight containers for retail sale	14.301	14.685	87.381	87.909
20054000	Peas (pisum sativum), prepared or preserved otherwise than by vinegar or acetic acid, not frozen, other than products of heading 20.06	-	759	-	4.083
20055100	Beans,shelled, prepared or preserved otherwise than by vinegar or acetic acid, not frozen,other than products of heading 20.06	504	804	781	1.496
20055990	Beans, not shelled, prepared or preserved otherwise than by vinegar or acetic acid, not frozen,other than products of heading 2006, not in airtight containers for retail sale	730	1.506	4.171	6.527
20058000	Sweet corn (zea mays var saccharata), prepared or preserved otherwise than by vinegar or acetic acid, not frozen, other than products of heading 2006	111	1.032	336	3.937
20059100	Bamboo shoots, prepared or preserved otherwise than by vinegar or acetic acid, not frozen, other than products of heading 2006	396	396	240	240
20059990	Other vegetables and mixtures of vegetables, prepared or preserved otherwise than by vinegar or acetic acid, not frozen, other than products of heading 2006, not in airtight containers for retail sale	157.980	483.860	202.670	597.071
20060000	Vegetables, fruit, nuts, fruit-peel and other parts of plants, preserved by sugar (drained, glaze or crystallised)	40.520	40.520	4.805	4.805
20071000	Jams, fruit jellies, marmalades, fruit or nut purée and fruit or nut pastes, obtained by cooking, whether or not containing added sugar or other sweetening matter, homogenised preparations	44.568	65.881	82.694	122.257
20079100	Jams, fruit jellies, marmalades, fruit or nut purée and fruit or nut pastes, obtained by cooking, w.o.n containing added sugar or other sweetening matter, not homogenised preparations, citrus fruit	2.595	8.385	862	2.956
20079910	Fruit pastes other than of mangoes, pineapples or strawberries	718	20.181	8.497	77.740
20079920	Jams and fruit jellies	17.063	43.956	12.343	37.781
20079990	Fruit pastes of mangoes, pineapples,strawberries,marmalades, fruit or /nut purée and fruit/nut pastes, obtained by cooking, w.o.n cont added sugar/other sweetening matter, not homogenised preparations	515.115	1.267.382	1.698.308	4.525.203
20081110	Ground nuts, roasted	110.832	222.329	412.296	783.092
20081120	Peanut butter	12.961	30.778	38.755	87.340
20081190	Ground nuts, otherwise prepared or preserved whether or not containing added sugar or other sweetening matter or spirit, other than roasted and peanut butter	19.758	150.514	65.817	615.278
20081910	Cashew nut, including mixture, otherwise prepared or preserved whether or not containing added sugar or other sweetening matter or spirit	14.091	32.338	156.514	329.492

Tabel 3 : Ekspor Indonesia menurut Komoditi ( Kode HS 8 digit )

Maret 2023

Kode H S	Uraian golongan barang	Berat bersih (Kg)		Nilai F.O.B. ( U S \$ )	
		Bulan ini	Kumulatif	Bulan ini	Kumulatif
(1)	(2)	(3)	(4)	(5)	(6)
20081991	Nuts, ground-nuts and other seeds, other than ground nut&cashew nut, w.o.n mixed together, w.o.n containing added sugar/other sweetening matter or spirit, not elsewhere specified/included, roasted	577	27.205	2.729	63.194
20081999	Nuts, ground-nuts and other seeds, other than ground nut&cashew nut, w.o.n mixed together, w.o.n containing added sugar/other sweetening matter or spirit, not elsewhere specified/included, not roasted	235.147	332.582	432.321	710.683
20082010	Pineapples, otherwise prepared or preserved, whether or not containing added sugar or other sweetening matter or spirit, not elsewhere specified or included, in airtight containers for retail sale	-	221	-	667
20082090	Pineapples, otherwise prepared or preserved, whether or not containing added sugar or other sweetening matter or spirit, not elsewhere specified or included, not in airtight containers for retail sale	16.615.565	44.007.073	18.491.793	50.553.124
20083090	Citrus fruits, otherwise prepared or preserved, not containing added sugar or other sweetening matter or spirit	225	265	265	385
20086090	Cherries, otherwise prepared or preserved, not containing added sugar or other sweetening matter or spirit	36	36	397	397
20089710	Mixtures of stems, roots and other edible parts of plants,not including fruitsor nuts whether or not containing added sugar or other sweetening matter or spirit	3.828	31.565	7.942	46.209
20089720	Mixtures fruit and nuts other than those of subheading 200819, containing added sugar or other sweetening matter or spirit	420.309	1.522.641	524.029	1.880.003
20089790	Mixtures fruit and nuts other than those of subheading 200819, not containing added sugar or other sweetening matter or spirit	-	18.750	-	21.589
20089930	Stems, roots and other edible part of plant,not including fruit or nut, otherwise prepared or preserved whether or not contain sugar or sweetening matter	18.000	54.005	12.940	38.853
20089940	Fruit, nuts and other edible parts of plants other than HS code 20089100 to 20089930, otherwise prepared or preserved, not elsewhere specified or included, containing sugar or sweetening matter	17.640	53.928	19.899	62.073
20089990	Fruit, nuts and other edible parts of plants other than HS code 20089100 to 20089930, otherwise prepared or preserved, not elsewhere specified or included, not containing sugar or sweetening matter	1.032.800	3.198.306	1.930.334	5.915.141
20091900	Orange juice, not frozen, of a brix value exceeding 20	6.185	51.333	16.299	91.706
20092900	Grapefruit (including pomelo) juice, of a brix value exceeding 20	9.635	22.632	38.513	86.379
20093100	Juice of any other single citrus fruit, of a brix value not exceeding 20	-	50.040	-	97.578
20093900	Juice of any other single citrus fruit, of a brix value exceeding 20	705	707	263	268
20094100	Pineapple juice, of a brix value not exceeding 20	48.900	116.100	47.132	88.950
20094900	Pineapple juice, of a brix value exceeding 21	3.368.810	7.593.572	7.875.693	17.564.072
20096900	Grape juice (including grape must), of a brix value exceeding 30	184	400	362	692
20097900	Apple juice, of a brix value exceeding 20	864	23.607	5.748	41.654
20098190	Cranberry (vaccinium macrocarpon, vaccinium oxycoccos) juice, lingonberry (vaccinium vitis-idaea) juice, not suitable for infants or young children	357	357	558	558
20098910	Blackcurrant juice	-	3	-	5
20098920	Coconut water	279.632	527.214	152.053	298.025
20098930	Coconut water concentrate	380.220	1.184.000	1.053.541	3.290.524
20098940	Mango juice concentrate	4	4	2	2
20098999	Juice of any other single fruit, nut or vegetable, other than HS code 20098110 to 20098940, not suitable for infants or young children	83.011	644.497	216.158	634.969

Tabel 3 : Ekspor Indonesia menurut Komoditi ( Kode HS 8 digit )

Maret 2023

Kode H S	Uraian golongan barang	Berat bersih (Kg)		Nilai F.O.B. ( U S \$ )	
		Bulan ini	Kumulatif	Bulan ini	Kumulatif
(1)	(2)	(3)	(4)	(5)	(6)
20099091	Mixtures of juices, not suitable for infants or young children, ready for immediate consumption	3.301	22.131	8.844	73.749
20099099	Mixtures of juices, not suitable for infants or young children, not ready for immediate consumption	4.581	9.737	31.044	62.827
21011111	Instant coffee, in packings of a net weight not less than 20 kg	6.020.038	22.304.607	18.846.456	67.665.674
21011119	Instant coffee, in packings of a net weight more than 20 kg	46.350	302.018	138.749	1.883.850
21011190	Extracts, essences and concentrates of coffee, other than instant coffee	264.809	659.516	1.423.499	3.579.267
21011210	Mixtures in paste form with a basis of ground roasted coffee, containing vegetable fats	2.090	21.412	7.537	90.623
21011291	Coffee preparation with a basis of extracts, essences or concentrate containing added sugar, whether or not containing creamer	9.744.411	24.165.021	30.346.134	74.836.109
21011292	Coffee preparation with a basis of ground roasted coffee containing added sugar, whether or not containing creamer	8.618	33.226	14.634	64.396
21011299	Preparations with a basis of extracts, essences or concentrates or with a basis of coffee, other than HS code 21011210 to 21011292	563.632	822.253	1.611.185	2.431.301
21012020	Tea extracts for the manufacture of tea preparations, in powder form	5.034	13.522	15.847	39.682
21012030	Preparations of tea consisting of a mixture of tea, milk powder and sugar	56.155	170.658	227.757	623.241
21012090	Extracts, essences and concentrates, of tea or maté, and preparations with a basis of these extracts, essences or concentrates or with a basis of tea or maté, other than HS code 21012020 to 21012030	109.708	259.141	335.245	562.192
21013000	Roasted chicory and oth roasted coffee substitutes, and extracts, essences and concentrates thereof	17.711	52.914	18.704	47.179
21021000	Active yeasts	23.154	32.198	28.257	38.883
21022010	Inactive yeasts, other single-cell micro-organisms, dead, of a kind used in animal feeding	1.209.000	2.747.011	574.189	1.189.619
21022090	Inactive yeasts, other single-cell micro-organisms, dead, of a kind not used in animal feeding	140.150	420.988	60.536	179.569
21023000	Prepared baking powders	17.290	39.637	61.414	141.227
21031000	Soya sauce	1.405.225	3.874.214	2.041.822	5.745.118
21032000	Tomato ketchup and oth tomato sauces	157.814	415.051	186.464	473.395
21033000	Mustard flour and meal and prepared mustard	18.017	45.198	86.673	127.371
21039011	Chilli sauce	989.460	2.578.240	1.884.959	4.870.817
21039012	Fish sauce	-	25	-	51
21039013	Sauces other than chilli sauce or fish sauce	154.066	364.263	367.237	1.036.854
21039019	Sauces and preparations therefor, other than HS code 21039011 to 21039013	4.252.758	10.238.173	20.319.826	46.542.589
21039021	Shrimp paste including belachan (blachan)	221.441	303.203	357.266	760.927
21039029	Mixed condiments and mixed seasonings, other than shrimp paste	259.643	555.891	993.383	2.244.308
21041019	Soups and broths and preparations therefor, containing meat, not suitable for infants or young children	2.511	5.190	8.398	18.677
21041099	Soups and broths and preparations therefor, not containing meat, not suitable for infants or young children	31.175	89.920	79.358	278.402
21042019	Homogenised composite food preparation, containing meat, not suitable for infants or young children	-	94	-	136
21042099	Homogenised composite food preparation, not containing meat, not suitable for infants or young children	10.623	10.684	22.740	22.913
21050000	Ice cream and other edible ice, whether or not containing cocoa	6.278.141	11.563.912	11.275.629	20.612.472
21061000	Protein concentrates and textured protein substances	7.548	9.048	43.916	53.637
21069011	Dried bean curd and dried bean curd stick	24.047	49.990	73.677	150.697
21069012	Fresh soybean curd (tofu)	1.562	4.527	6.080	17.855
21069019	Beancurd, other than dried bean curd, dried bean curd stick, fresh soybean curd (tofu)	36.993	105.321	94.479	179.014
21069020	Powdered alcohol	1	1	5	5
21069030	Non-dairy creamer	2.347.285	6.538.573	4.332.046	12.835.527



Tabel 3 : Ekspor Indonesia menurut Komoditi ( Kode HS 8 digit )

Maret 2023

Kode H S	Uraian golongan barang	Berat bersih (Kg)		Nilai F.O.B. ( U S \$ )	
		Bulan ini	Kumulatif	Bulan ini	Kumulatif
(1)	(2)	(3)	(4)	(5)	(6)
21069041	Autolysed yeast extracts, in powder form	5.276	9.777	21.288	50.949
21069049	Autolysed yeast extracts, other than in powder form	136.161	522.647	166.276	640.030
21069053	Non-alcoholic preparations of a kind used for the making or for the manufacture of beverages, ginseng based products	5.882	9.262	27.983	34.029
21069054	Non-alcoholic preparations of a kind used for the making or for the manufacture of beverages, other preparations of a kind used as raw material for the manufacture of composite concentrates	1.669.500	6.383.251	2.685.690	10.285.733
21069055	Non-alcoholic preparations of a kind used for the making or for the manufacture of beverages, composite concentrates for simple dilution with water to make beverages	3.137.192	10.160.713	6.511.371	20.905.204
21069059	Non-alcoholic preparations of a kind used for the making or for the manufacture of beverages, other than HS code 21069053 to 21069055	314.778	737.933	1.249.045	2.659.482
21069062	Preparations of a kind used as raw material for the manufacture of alcoholic beverage, in other form	-	12.841	-	51.875
21069069	Alcoholic preparations of a kind used for the making or for the manufacture of beverages, other than HS code 21069061-21069067	10	10	4	4
21069071	Food supplements based on ginseng	-	315	-	7.200
21069072	Food supplements, other than based on ginseng	488.295	1.252.295	6.964.553	17.031.445
21069073	Fortificant premixes	101	101	82	82
21069081	Food preparations for lactase deficient infants or young children	2.989	15.320	25.884	126.089
21069089	Food preparations for use by infants or young children, other than preparations for lactase deficient infants or young children	4.061	16.098	15.659	63.234
21069091	Food preparation, mixtures of chemicals with foodstuffs or other substances with nutritive value, of a kind used for food processing	145.563	377.090	536.290	1.389.060
21069092	Flavoured or coloured syrups	90.577	468.865	101.510	383.302
21069093	Coconut milk, whether or not powdered	11.376.308	31.501.606	16.342.844	45.732.010
21069095	Seri kaya	656	2.216	3.182	10.885
21069096	Other medical foods	66.072	179.071	733.261	1.890.181
21069097	Tempeh	74.980	180.172	240.165	548.368
21069098	Other flavouring preparations	348.400	862.434	2.203.428	6.425.074
21069099	Food preparations not elsewhere specified or included, other than HS code 21061000 to 21069098	3.713.306	11.527.966	6.010.564	19.311.971
22011010	Mineral waters	7.365.073	20.626.844	855.185	2.465.402
22011020	Aerated waters	37.638	37.646	4.498	4.500
22019090	Waters, not containing added sugar or other sweetening matter nor flavoured, other than mineral waters, aerated waters, ice and snow	894	10.175	297	2.478
22021020	Energy drink whether or not aerated	86.712	165.343	20.701	46.604
22021030	Other sparkling mineral waters or aerated waters, flavoured	474.230	1.035.354	317.693	692.619
22021090	Waters, containing added sugar or other sweetening matter or flavoured, other than HS code 22021020 to 22021030	1.925.321	8.211.266	1.798.882	6.119.124
22029100	Non-alcoholic beer	623	2.998	4.608	19.669
22029910	Flavoured uht milk based drinks	158.681	505.206	204.272	632.442
22029920	Soya milk drinks	467	467	754	754
22029930	Coconut water based drinks	447.299	1.291.813	322.990	970.509
22029940	Coffee based drinks or coffee flavoured drinks	993.705	2.376.477	1.065.325	2.379.073
22029950	Non-aerated beverages ready for immediate consumption without dilution, other than hs 2202.91.00-2202.99.40	5.286.902	13.752.709	2.739.208	6.889.687
22029990	Other non-alcoholic beverages, not including fruit, nut or vegetable juices of heading 2009	1.539.887	3.334.450	3.358.528	6.949.914
22030011	Stout or porter, of an alcoholic strength by volume not exceeding 5.8 % vol	8	8	11	11
22030019	Stout or porter, of an alcoholic strength by volume exceeding 5.8 % vol	69.601	168.200	81.069	202.891

Tabel 3 : Ekspor Indonesia menurut Komoditi ( Kode HS 8 digit )

Maret 2023

Kode H S	Uraian golongan barang	Berat bersih (Kg)		Nilai F.O.B. ( U S \$ )	
		Bulan ini	Kumulatif	Bulan ini	Kumulatif
(1)	(2)	(3)	(4)	(5)	(6)
22030091	Beer made from malt other than stout or porter, including ale, of an alcoholic strength by volume not exceeding 5.8 % vol	47.030	74.750	22.991	35.475
22030099	Beer made from malt other than stout or porter, including ale, of an alcoholic strength by volume exceeding 5.8 % vol	965.611	2.524.782	760.683	1.988.754
22041000	Sparkling wine	827	2.490	9.866	26.872
22042111	Wine, of an alcoholic strength by volume not exceeding 15 % vol, in container holding 2 l or less	-	15	-	8
22042122	Grape must with fermentation prevented or arrested by the addition, of an alcoholic strength by volume exceeding 15 % vol, in containers holding 2 l or less	-	29	-	17
22060010	Cider or perry	179	7.524	515	9.875
22060039	Coconut palm toddy, other than in container holding 2 l or less	-	2.998	-	913
22060060	Wines obtained by the fermentation of vegetables juices or of fruit juices, other than juice of fresh grapes	8	8	104	104
22060099	Other fermented beverages, mixtures of fermented beverages and mixtures of fermented beverages and non-alcoholic beverages, not elsewhere specified or included, other than HS code 22060010 to 22010091	17	30	10	63
22071000	Undenatured ethyl alcohol of an alcoholic strength by volume of 80 % vol or higher	4.121.128	10.239.631	4.857.094	12.080.848
22072011	Denatured ethyl alcohol of an alcoholic strength by volume exceeding 99 % vol	-	9.360	-	17.035
22072019	Denatured ethyl alcohol of an alcoholic strength by volume not exceeding 99 % vol	12.800	39.683	19.520	58.992
22082090	Spirits obtained by distilling grape wine or grape marc, other than brandy	40.480	40.480	126.224	126.224
22083090	Whiskies, other then in containers holding more than 5 l	-	197	-	545
22084000	Rum and other spirits obtained by distilling fermented sugar- cane products	-	107	-	534
22085000	Gin and geneva	-	171	-	4.426
22086000	Vodka	7.062	7.167	24.164	24.304
22087090	Liqueurs and cordials, of an alcoholic strength by volume exceeding 57 % vol	-	17	-	35
22089050	Arrack or pineapple spirit of an alcoholic strength by volume not exceeding 40 % vol	570	570	2.668	2.668
22089099	Undenatured ethyl alcohol of an alcoholic strength by volume of less than 80 % vol other than HS code 22082050 to 22089091, other than of an alcoholic strength by volume not exceeding 114 % vol	28.815	57.923	77.234	191.098
22090000	Vinegar and substitutes for vinegar obtained from acetic acid	33.165	47.076	315.623	324.505
23011000	Flours, meals and pellets, of meat or meat offal, greaves	3	3	2	2
23012010	Flours, meals and pellets of fish, with a protein content of less than 60% by weight	96.400	516.400	87.760	500.660
23012020	Flours, meals and pellets of fish, with a protein content of 60% or more by weight	379.202	2.003.133	395.505	2.234.651
23012090	Flours, meals and pellets, of crustaceans or molluscs or other aquatic invertebrates	273.000	804.007	183.577	589.462
23021000	Bran, sharps and other residues, whether or not in the form of pellets, derived from the sifting, milling or other working, of maize (corn)	702.900	1.648.005	135.261	319.123
23023010	Bran and pollard, whether or not in the form of pellets, derived from the sifting, milling or other working of wheat	61.831.610	182.467.130	19.459.387	56.335.754
23023090	Sharps and other residues, whether or not in the form of pellets, derived from the sifting, milling or other working of wheat, other than bran and pollard	15.856.001	45.465.501	4.974.743	14.162.685
23024010	Sharps and other residues, of rice, whether or not in the form of pellets, derived from the sifting, milling or other working	57.000	93.000	24.896	31.457

Tabel 3 : Ekspor Indonesia menurut Komoditi ( Kode HS 8 digit )

Maret 2023

Kode H S	Uraian golongan barang	Berat bersih (Kg)		Nilai F.O.B. ( U S \$ )	
		Bulan ini	Kumulatif	Bulan ini	Kumulatif
(1)	(2)	(3)	(4)	(5)	(6)
23024090	Sharps and other residues of other cereal other than of rice, whether or not in the form of pellet, derived from the sifting, milling or other working of cereal	69.465	123.291	22.396	38.730
23031010	Residues of starch manufacture and similar residues, of manioc (cassava) or sago	115.000	267.000	28.750	66.750
23031090	Residues of starch manufacture and similar residues, other than of manioc (cassava) or sago	148.000	491.201	40.390	151.628
23032000	Beet-pulp, bagasse and other waste of sugar manufacture	333.430	997.565	90.662	266.730
23040090	Oil-cake and other solid residues, whether or not ground or in the form of pellets, resulting from the extraction of soya- bean oil, other than defatted soya-bean flour and soya-bean meal	-	1	-	1
23050000	Oil-cake and other solid residues, whether or not ground or in the form of pellets, resulting from the extraction of ground-nut oil	1.200	2.400	1.980	3.960
23061000	Oil-cake and other solid residues, of cotton seeds, whether/not ground/in the form of pellets, resulting from the extraction of vegetable/microbial fats/oils, other than those of heading 2304 or 2305	40.000	80.000	16.400	33.200
23065000	Oil-cake and oth solid residues, of coconut or copra, whether/not ground/in the form of pellets, resulting from the extraction of vegetable/microbial fats/oils, oth than those of heading 2304 or 2305	22.365.240	76.194.615	4.629.028	15.927.469
23066010	Oil-cake & oth solid residues, of palm nuts or kernels, resulting from the extraction of vegetable/microbial fats/oils, oth than those of heading 2304 / 2305, ground or in the form of pellets	103.520.680	535.298.329	17.506.902	87.228.810
23066090	Oil-cake & oth solid residues, of palm nuts or kernels, resulting from the extraction of vegetable/microbial fats/oils, oth than those of heading 2304 / 2305, other than ground/in the form of pellets	266.698.014	764.934.607	45.841.450	129.247.528
23069010	Oil-cake & oth solid residues, of maize(corn) germ, w.o.n ground/in the form of pellets, resulting from the extraction of vegetable/microbial fats/oils, oth than those of heading 2304 / 2305	768.128	1.568.656	115.200	235.260
23069090	Oil-cake & oth solid residues, w.o.n ground/in the form of pellets, resulting from the extraction of vegetable/microbial fats/oils, oth than those of heading 2304 / 2305, other than HS code 23061000 to 23069010	140.634.060	462.191.200	108.684.053	355.468.036
23080000	Vegetable materials and waste,vegetable residues, whether or not in pellets form, used in animal feeding, not else specified	1.908.143	11.710.661	987.749	3.480.420
23091010	Dog or cat food, put up for retail sale, containing meat	3	2.276	1	3.129
23091090	Dog or cat food, put up for retail sale, not containing meat	454.424	785.951	703.464	1.197.707
23099011	Complete feed of a kind suitable for poultry	1.205.579	3.064.168	809.425	3.339.091
23099012	Complete feed of a kind suitable for swine	10.022.958	28.845.250	6.823.983	19.546.898
23099019	Complete feed of a kind suitable for animal other than poultry,swine,prawns,primates	49.253	102.627	56.928	127.804
23099020	Premixes, feed supplements or feed additives	800.029	2.200.171	671.169	1.882.003
23099090	Preparations of a kind used in animal feeding, other than HS code 23091010 to 23099020	194.110	335.818	181.588	312.503
24011050	Tobacco, not stemmed/stripped, flue-cured, other than virginia and burley type	76.446	110.237	315.438	891.038
24011090	Tobacco, not stemmed/stripped, other than flue-cured, virginia and burley type	354.676	1.470.006	4.428.806	11.549.732
24012010	Tobacco, partly or wholly stemmed/stripped, virginia type, flue-cured	1.320.000	2.107.319	8.098.482	12.687.964
24012030	Tobacco, partly or wholly stemmed/stripped, oriental type	120.960	345.600	417.312	1.192.320
24012050	Tobacco, partly or wholly stemmed/stripped, flue-cured, other than virginia, oriental, and burley type	90.594	236.394	812.185	2.073.058
24012090	Tobacco, partly or wholly stemmed/stripped, other than flue-cured, virginia, oriental, and burley type	1.265.481	2.303.263	6.328.858	14.554.573

Tabel 3 : Ekspor Indonesia menurut Komoditi ( Kode HS 8 digit )

Maret 2023

Kode H S	Uraian golongan barang	Berat bersih (Kg)		Nilai F.O.B. ( U S \$ )	
		Bulan ini	Kumulatif	Bulan ini	Kumulatif
(1)	(2)	(3)	(4)	(5)	(6)
24013010	Tobacco stems	544.870	675.710	706.232	864.936
24013090	Tobacco refuse, other than tobacco stems	48.172	58.987	907.500	1.065.697
24021000	Cigars, cheroots and cigarillos, containing tobacco	250.633	655.502	5.468.498	13.537.154
24022010	Cigarettes containing tobacco, beedies	-	5.025	-	84.199
24022020	Cigarettes containing tobacco, clove cigarettes	1.094.775	2.984.666	16.543.347	47.287.639
24022090	Cigarettes containing tobacco, other than beedies and clove cigarettes	7.426.665	23.403.978	69.882.957	211.133.391
24029020	Cigarettes of tobacco substitutes	4.345	13.825	39.813	272.313
24031190	Water pipe tobacco specified in subheading note 1 to this chapter, other than packed for retail sale	61	7.327	275	36.302
24031919	Smoking tobacco, w.o.n containing tobacco substitutes in any proportion, packed for retail sale, other than ang hoon and water pipe tobacco	22.849	73.111	374.971	1.395.720
24031920	Manufactured tobacco for the manufacture of cigarettes, other than ang hoon and water pipe tobacco	432.873	1.207.134	3.482.664	9.915.340
24031999	Smoking tobacco, w.o.n containing tobacco substitutes in any proportion, packed not for retail sale, other than ang hoon and water pipe tobacco	49.285	184.119	744.406	3.277.379
24039110	"homogenised" or "reconstituted tobacco", packed for retail sale	522	522	100.360	100.360
24039190	"homogenised" or "reconstituted tobacco", other than packed for retail sale	81.495	178.974	501.189	1.653.507
24039930	Manufactured tobacco substitutes	-	440	-	4.200
24039940	Snuff, whether or not dry	95	98	52	59
24039950	Chewing and sucking tobacco	-	2.000	-	5.000
24039990	Manufactured tobacco and manufactured tobacco substitutes, other than HS code 24031110 to 24039950	179.940	441.329	1.431.627	3.548.760
24041100	Products intended for inhalation without combustion, containing tobacco or reconstituted tobacco	87.716	225.653	1.972.041	5.067.495
24041210	E-cigarette liquid or gel	221.890	725.395	25.986.788	88.582.040
24041290	Products intended for inhalation without combustion, containing nicotine, other than e-cigarette liquid or gel	421	421	73	73
24041910	Products intended for inhalation without combustion, containing tobacco substitutes	171	323	30.267	58.805
25010010	Table salt	29.156	57.288	8.736	16.848
25010020	Unprocessed rock salt	-	2.500	-	1.056
25010050	Sea water	35	195	28	237
25010091	Salt with sodium chloride content more than 60 % but less than 97%, calculated on a dry basis, fortified with iodine	74.970	74.970	96.411	96.411
25010093	Salt with sodium chloride content 97 % or more, calculated on a dry basis	1.000	2.079	850	1.421
25010099	Salt (including table salt and denatured salt) and pure sodium chloride, w.o.n in aqueous solution or containing added anti-caking or free-flowing agents other than HS code 25010010 to 25010093	649	1.254	12.562	18.447
25030000	Sulphur of all kinds, other than sublimed sulphur, precipitated sulphur and colloidal sulphur	-	69.704	-	76.036
25041000	Natural graphite, in powder or in flakes	-	5	-	10
25051000	Silica sands and quartz sands	96.150.000	96.150.000	2.115.300	2.115.300
25059000	Natural sands of all kinds, whether or not coloured, other than metal-bearing sands of chapter 26, other than silica sands and quartz sands	-	558	-	9
25062000	Quartzite	-	16	-	6
25070000	Kaolin and other kaolinic clays, whether or not calcined	23.961.641	39.258.281	1.510.283	2.802.212
25090000	Chalk	547	622	3.089	3.377
25131000	Pumice stone	15.969.519	39.870.665	889.925	2.206.362
25132000	Emery, natural corundum, natural garnet and other natural abrasives	189.015	243.093	21.254	28.372
25140000	Slate, whether or not roughly trimmed or merely cut, by sawing or otherwise, into blocks or slabs of a rectangular (including square) shape	184.203	382.353	31.919	64.034

Tabel 3 : Ekspor Indonesia menurut Komoditi ( Kode HS 8 digit )

Maret 2023

Kode H S	Uraian golongan barang	Berat bersih (Kg)		Nilai F.O.B. ( U S \$ )	
		Bulan ini	Kumulatif	Bulan ini	Kumulatif
(1)	(2)	(3)	(4)	(5)	(6)
25151210	Marble and travertine, merely cut, by sawing or otherwise, into blocks of a rectangular (including square) shape	1.509.095	3.416.185	208.713	394.731
25152000	Ecaussine and other calcareous monumental or building stone, alabaster	5.921	5.921	1.650	1.650
25162010	Sandstone, crude or roughly trimmed	11	48.046	5	5.546
25162020	Sandstone, merely cut, by sawing or otherwise, into blocks or slabs of a rectangular (including square) shape	53.842	81.202	8.412	23.279
25169000	Porphyry, basalt, and other monumental or building stone, other than HS code 25161100 to 25162020	190.365	615.987	63.255	145.974
25171000	Pebbles, gravel, broken or crushed stone, of a kind commonly used for concrete aggregates, for road metalling or for railway or other ballast, shingle and flint, whether or not heat-treated	582.136.470	1.659.206.420	4.124.117	11.611.540
25174100	Granules, chippings and powder, of marble , whether or not heat-treated	-	38	-	157
25174900	Granules, chippings and powder, of stones of heading 2515 or 2516, other than marble, whether or not heat-treated	841.257	2.238.384	140.626	373.263
25181000	Dolomite, not calcined or sintered, including roughly trimmed or merely cut, by sawing or otherwise, into blocks or slabs of a rectangular (including square) shape	3	24.019	64	3.534
25182000	Calcined or sintered dolomite, including roughly trimmed or merely cut, by sawing or otherwise, into blocks or slabs of a rectangular (including square) shape	3	54.005	3	1.217
25191000	Natural magnesium carbonate (magnesite)	104.640	104.640	57.552	57.552
25199090	Magnesium oxide, whether or not pure, other than fused magnesia, dead-burned (sintered) magnesia	160	2.205	735	3.027
25202010	Plasters, of a kind suitable for use in dentistry	-	6	-	7
25202090	Plasters, not of a kind suitable for use in dentistry	373.752	868.577	58.987	115.842
25210000	Limestone flux, limestone and other calcareous stone, of a kind used for the manufacture of lime or cement	-	60	-	1
25231010	Cement clinkers, of a kind used in the manufacture of white cement	93.790.000	295.827.290	3.426.063	11.037.116
25231090	Cement clinkers, not of a kind used in the manufacture of white cement	756.927.730	2.315.928.035	27.910.704	84.721.592
25232100	Portland cement, white cement, whether or not artificially coloured	3.131.100	6.270.465	409.574	823.916
25232910	Portland cement, coloured cement	43.800.000	160.702.681	1.905.300	6.810.244
25232990	Portland cement, other than white cement and coloured cement	21.310.767	138.722.897	1.213.604	7.065.664
25239000	Slag cement, supersulphate cement and similar hydraulic cements, whether or not coloured or in the form of clinkers	2.062.107	15.894.945	149.011	960.551
25252000	Mica powder	71	71	710	710
25262010	Natural steatite, whether or not roughly trimmed or merely cut, by sawing or otherwise, into blocks or slabs of a rectangular (including square) shape, talc powder	6.124	10.791	5.069	9.468
25262090	Natural steatite, whether or not roughly trimmed or merely cut, by sawing or otherwise, into blocks or slabs of a rectangular (including square) shape, crushed	-	1.500	-	1.110
25291010	Potash feldspar, soda feldspar	204.000	434.400	86.655	173.169
25291090	Feldspar, other than potash and soda feldspar	20	20	10	10
25292200	Fluorspar, containing by weight more than 97 % of calcium fluoride	-	10.658	-	6.945
25302010	Kieserite	-	3.692.000	-	171.836
25309010	Micronized zircon sand (zirconium silicate) of a kind used as an opacifier	587.000	1.308.000	1.384.766	2.998.177
25309090	Mineral substances, other than HS code 25301000 to 25309010	37.748.545	46.729.976	484.330	985.761
26011190	Iron ores and concentrates, other than roasted iron pyrites, non-agglomerated, other than haematite and concentrates	177.880.000	257.380.000	3.306.240	4.737.240
26011290	Iron ores and concentrates, other than roasted iron pyrites, agglomerated , other than haematite and concentrates	112.628.000	173.128.000	12.153.455	17.936.045
26030000	Copper ores and concentrates	205.220.132	513.433.273	585.963.435	1.493.218.208

Tabel 3 : Ekspor Indonesia menurut Komoditi ( Kode HS 8 digit )

Maret 2023

Kode H S	Uraian golongan barang	Berat bersih (Kg)		Nilai F.O.B. ( U S \$ )	
		Bulan ini	Kumulatif	Bulan ini	Kumulatif
(1)	(2)	(3)	(4)	(5)	(6)
26060000	Aluminium ores and concentrates	50.000.000	1.921.432.750	1.538.050	68.118.091
26070000	Lead ores and concentrates	1.553.390	3.694.550	2.313.648	4.985.460
26080000	Zinc ores and concentrates	3.699.950	8.601.990	3.722.446	8.670.755
26151000	Zirconium ores and concentrates	10.298.000	19.266.000	19.833.262	36.312.876
26180000	Granulated slag (slag sand) from the manufacture of iron or steel	117.376.000	183.328.430	1.487.385	2.460.534
26190000	Slag, dross (other than granulated slag), scalings and other waste from the manufacture of iron or steel	-	23.500.000	-	1.645.000
26201100	Slag, ash and residues (other than from the manufacture of iron or steel), containing mainly zinc, hard zinc spelter	-	82.800	-	218.057
26201900	Slag, ash and residues (other than from the manufacture of iron or steel), containing mainly zinc, other than hard zinc spelter	6.082.575	12.155.898	6.650.279	13.103.531
26203000	Slag, ash and residues (other than from the manufacture of iron or steel), containing mainly copper	-	33.000	-	59.214
26204000	Slag, ash and residues (other than from the manufacture of iron or steel), containing mainly aluminium	42.340	100.900	46.574	113.678
26209990	Slag, ash and residues other than HS code 26201100 to 26209910	81.300	165.780	384.680	1.104.056
26219090	Other slag and ash, including seaweed ash (kelp) not elsewhere classified in chapter 26, other than crude potassium salts obtained in the sugar industry from residues of beet molasses	20.000	377.200	7.700	107.605
27011100	Anthracite, whether or not pulverised, but not agglomerated	-	75.281.000	-	17.916.878
27011210	Bituminous coal, whether or not pulverised, but not agglomerated, coking coal	1.666.631.000	3.672.632.000	353.498.025	964.144.446
27011290	Bituminous coal, whether or not pulverised, but not agglomerated, other than coking coal	3.926.354.518	10.618.910.357	562.410.310	1.920.685.671
27011900	Coal, whether or not pulverised, but not agglomerated, other than anthracite and bituminous	29.575.546.298	74.497.041.310	2.668.527.826	7.297.609.869
27021000	Lignite, whether or not pulverised, but not agglomerated	14.341.606.191	35.635.671.221	931.630.758	2.456.152.371
27022000	Agglomerated lignite	116.480.000	400.838.000	7.977.438	32.788.873
27040010	Coke and semi-coke of coal	-	110.245.660	-	42.130.208
27060000	Tar distilled from coal, from lignite or from peat, and other mineral tars, whether or not dehydrated or partially distilled, including reconstituted tars	8.575.419	24.292.472	3.625.219	10.862.989
27071000	Benzol (benzene)	-	2.876.709	-	1.759.309
27074000	Naphthalene	90.000	642.360	53.100	389.261
27079910	Oils and other products of the distillation of high temperature coal tar, carbon black feedstock	32.001.498	32.001.498	12.160.569	12.160.569
27079990	Oils and other products of the distillation of high temperature coal tar, other than HS code 27071000 to 27079010	14.007.254	42.238.310	10.941.579	31.440.429
27081000	Pitch, obtained from coal tar or from other mineral tars	331.296	2.210.505	72.885	486.310
27090010	Crude petroleum oils	297.976.750	610.037.360	186.755.838	382.478.096
27090020	Condensates	53.361.344	92.337.737	33.763.004	58.012.512
27090090	Petroleum oils obtained from bituminous minerals other than crude petroleum oils and condensates	-	20	-	20
27101223	Motor spirit, unleaded, of RON 97 and above, blended other than ethanol	-	527	-	765
27101229	Motor spirit, unleaded, of below RON 90, blended other than ethanol	18.805.079	126.069.361	16.000.888	104.635.808
27101240	Tetrapropylene	2	2	62	62
27101280	Naphtha, reformates and other preparations of a kind used for blending into motor spirits	35.041.203	39.765.304	26.098.359	29.934.986
27101299	Petroleum spirit, having a flash point of more than 23°C	-	69	-	20
27101920	Topped crudes	-	370	-	1.911
27101930	Carbon black feedstock	-	20.040	-	53.157
27101941	Lubricating oil feedstock	5.021.689	39.569.355	5.628.753	44.115.970
27101942	Lubricating oils for aircraft engines	1	77.105	22	30.906
27101944	Lubricating greases	69.347	180.256	165.545	430.362
27101946	Lubricating oils other than HS 27101941 to 27101946	2.068.420	9.633.509	5.128.288	17.408.475

Tabel 3 : Ekspor Indonesia menurut Komoditi ( Kode HS 8 digit )

Maret 2023

Kode H S	Uraian golongan barang	Berat bersih (Kg)		Nilai F.O.B. ( U S \$ )	
		Bulan ini	Kumulatif	Bulan ini	Kumulatif
(1)	(2)	(3)	(4)	(5)	(6)
27101950	Hydraulic brake fluid	632	2.437	1.362	5.194
27101960	Transformer and circuit breakers oils	114.276	184.816	1.178.014	1.281.112
27101971	Automotive diesel fuel	18.083.618	178.656.148	12.101.319	151.739.590
27101979	Fuel oils	486.545.616	1.309.961.403	257.481.768	674.313.810
27101981	Aviation turbine fuel (jet fuel) having a flash point of 23°C or more	247.940	460.600	232.686	442.610
27101989	Other medium oils and preparations	-	8	-	5
27101990	Petroleum oil&oil obtain from bituminous mineral oth than crude&preparation n.e.s/incl,cont by weight ≥70% of oils mention before, these oils being the basic constituents of the preparations, not cont biodiesel&oth than waste oils, oth than hs 27101211-27101989	12.603.746	41.327.283	9.452.494	29.365.027
27102000	Petroleum oil&oil obtain from bituminous mineral oth than crude&preparations n.e.s/incl, cont by weight≥70% of oil mention before,these oil being the basic constituent of the preparation, cont biodiesel, oth than waste oil	81	99	76	82
27109900	Waste oils, other than containing polychlorinated biphenyls (PCBs), polychlorinated terphenyls (PCTs) or polybrominated biphenyls (PBBs)	94	1.918	87	4.739
27111100	Liquefied, natural gas	904.190.800	2.811.101.523	568.785.968	1.828.947.799
27111900	Petroleum gases and other gaseous hydrocarbons, other than HS code 217111100 to 27111300	11.300	11.300	12.939	12.939
27112190	Natural gas, in gaseous state, other than of a kind used as a motor fuel	332.971.000	1.031.095.000	155.991.978	497.331.488
27112900	Petroleum gases and other gaseous hydrocarbons, in gaseous state , other than natural gas	17	35	22	52
27121000	Petroleum jelly	28.808	28.809	64.481	64.500
27122000	Paraffin wax containing by weight less than 0.75 % of oil	53	253	55	651
27129010	Paraffin wax containing by weight more than 0.75 % of oil	413.132	1.373.950	408.127	1.305.241
27129090	Microcrystalline petroleum wax, slack wax, ozokerite, lignite wax, peat wax, other mineral waxes, and similar products obtained by synthesis or by other processes, whether or not coloured	575.653	1.970.650	580.203	1.911.790
27131100	Petroleum coke, not calcined	25.125.374	43.629.765	14.448.769	25.503.245
27131200	Petroleum coke, calcined	1.356.921	23.448.290	1.612.004	21.910.284
27132000	Petroleum bitumen	3.010.216	3.010.291	1.516.065	1.517.492
27139000	Other residues of petroleum oils or of oils obtained from bituminous minerals, other than petroleum coke and petroleum bitumen	73.292.700	254.898.976	40.817.834	139.927.705
27141000	Bituminous or oil shale and tar sands	-	1	-	3
27149000	Bitumen and asphalt, natural, asphaltites and asphaltic rocks	374.001	392.642	39.273	47.958
27150090	Bituminous mixtures based on natural asphalt, on natural bitumen,on petroleum bitumen, on mineral tar/on mineral tar pitch (example, bituminous mastics, cut- backs), oth than polyurethane tar coatings	5	97	450	695
28011000	Chlorine	1.395	2.434	1.479	2.748
28020000	Sulphur, sublimed or precipitated, colloidal sulphur	0	0	1	1
28030020	Acetylene black	54	54	16	16
28030041	Carbon blacks of a kind used for rubber processing, other than acetylene black	1.047.760	1.986.760	1.744.607	3.277.589
28030049	Carbon blacks not of a kind used for rubber processing, other than acetylene black	-	40	-	1.061
28030090	Carbon (carbon blacks and other forms of carbon not elsewhere specified or included), other than acetylene black and carbon blacks	204	3.222	3.550	17.451
28041000	Hydrogen	18.840	50.861	3.951	11.202
28042100	Rare gases, argon	44.070	374.840	16.747	166.031
28042900	Rare gases, other than argon	30.518	32.256	571.064	669.361
28043000	Nitrogen	127.800	770.501	14.682	94.127
28044000	Oxygen	93.990	313.677	9.956	33.805
28046100	Silicon, containing by weight not less than 9999 % of silicon	10	18	219	459

Tabel 3 : Ekspor Indonesia menurut Komoditi ( Kode HS 8 digit )

Maret 2023

Kode H S	Uraian golongan barang	Berat bersih (Kg)		Nilai F.O.B. ( U S \$ )	
		Bulan ini	Kumulatif	Bulan ini	Kumulatif
(1)	(2)	(3)	(4)	(5)	(6)
28051100	Alkali or alkaline-earth metals, sodium	50	100	590	1.180
28051200	Alkali or alkaline-earth metals, calcium	-	3	-	18
28054000	Mercury	-	4.820	-	70
28092032	Food grade, phosphoric acid	21.500.040	44.599.980	10.294.615	21.866.111
28100020	Boric acids	1	1	25	25
28111100	Hydrogen fluoride (hydrofluoric acid)	-	300	-	141
28111920	Aminosulphonic acid (sulphamic acid)	651.640	1.861.511	517.940	1.572.567
28111990	Other inorganic acids, other than HS code 28111100 to 28111920	3	3	14	14
28112100	Carbon dioxide	65.430	114.345	9.665	17.186
28112210	Silicon dioxide, in powder form	1.053.197	2.326.975	1.928.484	4.163.349
28112290	Silicon dioxide, other than in powder form	485.422	1.221.152	764.448	1.813.039
28121100	Carbonyl dichloride (phosgene)	-	1	-	1
28131000	Carbon disulphide	415.520	714.650	293.608	500.843
28139000	Sulphides of non-metals, commercial phosphorus trisulphide, other than carbon disulphide	1	1	57	57
28141000	Anhydrous ammonia	119.673.681	376.600.572	61.634.279	246.675.971
28151100	Sodium hydroxide (caustic soda), solid	66.000	110.390	45.540	75.250
28151200	Sodium hydroxide (caustic soda), in aqueous solution (soda lye or liquid soda)	8.479.800	39.425.526	1.474.705	11.056.829
28152000	Potassium hydroxide (caustic potash)	75	75	187	187
28161000	Hydroxide and peroxide of magnesium	2	3	1	6
28170010	Zinc oxide	1.654.000	4.894.300	5.120.538	15.224.306
28181000	Artificial corundum, whether or not chemically defined	-	1.000	-	3.464
28182000	Aluminium oxide, other than artificial corundum	142.475.501	486.796.196	54.172.110	172.326.796
28183000	Aluminium hydroxide	10.357.713	23.515.359	2.803.492	6.209.600
28209000	Manganese oxides, other than manganese dioxide	25.025	197.825	35.465	186.765
28211000	Iron oxides and hydroxides	111.760	314.101	35.440	107.412
28230000	Titanium oxides	100.000	1.730.000	101.393	1.225.796
28251000	Hydrazine and hydroxylamine and their inorganic salts	18.000	290.000	74.755	1.193.706
28253000	Vanadium oxides and hydroxides	-	1	-	48
28259000	Hydrazine and hydroxylamine and their inorganic salts, other inorganic bases, other metal oxides, hydroxides and peroxides, other than hs code 28251000 to 28258000	400.000	1.360.000	44.000	150.000
28261200	Fluorides, of aluminium	500.000	1.300.000	532.500	1.384.500
28261900	Fluorides, other than of aluminium	100	100	3.612	3.612
28271000	Ammonium chloride	-	50	-	140
28272010	Calcium chloride, containing 73 % - 80 % by weight	100	530	150	2.830
28272090	Calcium chloride, containing < 73 % and > 80 % by weight	56.317	277.446	175.066	844.747
28273200	Chlorides other than ammonium chloride and calcium chloride, of aluminium	443.160	752.900	304.271	526.471
28273920	Chlorides other than ammonium chloride and calcium chloride, of iron	171	1.513	807	2.412
28273990	Chlorides other than ammonium chloride and calcium chloride, other than HS code 28271000 to 28273990	0	0	0	0
28274100	Chloride oxides and chloride hydroxides, of copper	8.040	35.040	62.988	267.664
28274900	Chloride oxides and chloride hydroxides, other than of copper	15.000	213.800	12.336	137.983
28275900	Bromides and bromide oxides, other than bromides of sodium or of potassium	-	72.460	-	393.427
28276000	Iodides and iodide oxides	-	76	-	11.679
28281000	Commercial calcium hypochlorite and other calcium hypochlorites	100	100	60	60
28289090	Hypochlorites, other than sodium hypochlorite, chlorites, hypobromites	-	1.277	-	651
28291100	Chlorates, of sodium	-	13	-	5
28299090	Perchlorates other than sodium, bromates and perbromates, iodates and periodates	1.950	4.590	3.557	9.034
28321000	Sodium sulphites	1	37.214	2	15.737
28322000	Sulphites, other than sodium sulphites	-	54.432	-	318.000
28331100	Disodium sulphate	1.612.120	4.280.888	229.458	619.563
28331900	Sodium sulphates , other than disodium sulphate	1.025.500	2.836.554	110.603	330.031



Tabel 3 : Ekspor Indonesia menurut Komoditi ( Kode HS 8 digit )

Maret 2023

Kode H S	Uraian golongan barang	Berat bersih (Kg)		Nilai F.O.B. ( U S \$ )	
		Bulan ini	Kumulatif	Bulan ini	Kumulatif
(1)	(2)	(3)	(4)	(5)	(6)
28332100	Sulphates of magnesium	-	2.625	-	1.969
28332210	Sulphates of aluminium, commercial grade	140.000	420.000	26.395	80.922
28332290	Sulphates of aluminium, not commercial grade	2.176.002	7.856.005	498.467	1.820.182
28332700	Sulphates of barium	-	189.001	-	12.091
28342910	Nitrates, of bismuth	1	1	74	74
28352200	Phosphates, of mono or disodium	-	125	-	631
28352400	Phosphates, of potassium	50	1.927	225	8.741
28352590	Calcium hydrogenorthophosphate ("dicalcium phosphate"), other than feed grade	9.600	9.600	1.744	1.745
28352600	Phosphates of calcium other than calcium hydrogenorthophosphate	3.100	3.225	2.595	2.840
28352910	Phosphates, of trisodium	450	650	1.796	2.670
28353110	Sodium triphosphate (sodium tripolyphosphate), food grade	-	40	-	520
28353190	Sodium triphosphate (sodium tripolyphosphate), other than food grade	50	21.050	117	38.757
28362000	Disodium carbonate	968.175	2.565.699	561.503	1.330.981
28363000	Sodium hydrogencarbonate (sodium bicarbonate)	24	649	127	377
28365090	Calcium carbonate, other than food or pharmaceutical grade	350.900	940.955	131.945	357.209
28369200	Strontium carbonate	-	1	-	1
28369910	Commercial ammonium carbonate	-	16.000	-	31.766
28391100	Sodium metasilicates	-	750	-	386
28391920	Sodium orthosilicate, sodium pyrosilicate	1.526.880	2.123.880	524.851	799.706
28391990	Silicates of sodium, other than sodium orthosilicate and sodium pyrosilicate	792.000	1.560.001	254.554	502.201
28399000	Silicates, commercial alkali metal silicates, other than sodium	24.001	70.001	23.481	54.349
28401900	Disodium tetraborate (refined borax), other than anhydrous	-	1	-	10
28402000	Borates, peroxoborates (perborates), other than disodium tetraborate (refined borax)	-	20.000	-	22.288
28417000	Molybdates	1	1	372	372
28421000	Double or complex silicates, including aluminosilicates whether or not chemically defined	24.127	33.634	1.206	1.872
28432100	Silver nitrate	-	3	-	19.800
28432900	Silver compounds, other than silver nitrate	2.600	22.600	4.201	44.940
28433000	Gold compounds	10	84	414.721	3.573.085
28444100	Tritium and its compounds, alloys, dispersions (including cermet), ceramic products and mixtures containing tritium or its compounds	-	46	-	346
28444300	Other radioactive elements and isotopes and compounds, other alloys, dispersions (including cermet), ceramic products and mixtures containing these elements, isotopes or compounds	239	242	3.643	3.703
28444400	Radioactive residues	222	381	709	2.049
28470010	Hydrogen peroxide, whether or not solidified with urea, in liquid form	240	36.553	136	27.730
28470090	Hydrogen peroxide, whether or not solidified with urea, not in liquid form	1.611.950	5.119.309	972.466	3.242.858
28491000	Carbides of calcium, whether or not chemically defined	105.000	420.210	47.250	192.978
28492000	Carbides of silicon, whether or not chemically defined	140	321	178	797
28499000	Carbides other than calcium and silicon, whether or not chemically defined	108	108	4.024	4.097
28539010	Demineralized waters	11	2.346	180	857
28539090	Phosphides, w.o.n chemically define, excl ferrophosphorus, oth inorganic compounds (incl distilled/conductivity water & water of similar purity), liquid air (w.o.n rare gases have been remove), compress air, amalgams, oth than amalgams of precious metals, oth than hs code 28529010-28529020	5.588	8.923	10.123	11.344
29012300	Butene (butylene) and isomers thereof, unsaturated	7.048.163	18.329.022	6.479.514	16.193.593
29012990	Acyclic hydrocarbons, unsaturated, other than HS code 29012100 to 29012990	636	973	6.730	15.071
29021100	Cyclohexane	-	600	-	1.227

Tabel 3 : Ekspor Indonesia menurut Komoditi ( Kode HS 8 digit )

Maret 2023

Kode H S	Uraian golongan barang	Berat bersih (Kg)		Nilai F.O.B. ( U S \$ )	
		Bulan ini	Kumulatif	Bulan ini	Kumulatif
(1)	(2)	(3)	(4)	(5)	(6)
29021900	Cyclanes, cyclenes & cycloterpenes, other than cyclohexane	217.583	341.908	621.404	1.017.361
29024100	O-Xylene	179	179	202	202
29024400	Mixed xylene isomers	27.600	27.600	99.081	99.081
29025000	Styrene	128.800	3.535.782	149.273	3.955.809
29026000	Ethylbenzene	-	30.600	-	120.906
29029090	Cyclic hydrocarbons, other than HS 29021100-29029020	42.720	112.401	193.368	483.544
29031190	Chloroethane (ethyl chloride)	439	439	800	800
29031200	Dichloromethane (methylene chloride)	5.400	7.735	3.250	5.132
29031500	Ethylene dichloride (ISO) (1,2-dichloroethane)	31.993.455	84.142.438	57.751.853	68.886.265
29032100	Vinyl chloride (chloroethylene)	6.406.169	18.814.804	4.736.115	13.123.446
29032200	Trichloroethylene	-	22.400	-	63.392
29034700	1,1,1,3,3-Pentafluoropropane (HFC-245fa) and 1,1,2,2,3-pentafluoropropane (HFC-245ca)	-	500	-	5.000
29037900	Halogenated derivatives of acyclic hydrocarbons containing two or more different halogens, other than HS 29037100-29037800	-	420	-	400
29039900	Halogenated derivatives of aromatic hydrocarbons, other than HS 29039100-29039400	60	6.210	155	29.399
29041000	Derivatives containing only sulpho groups, their salts and ethyl esters	-	22.000	-	32.050
29051100	Methanol (methyl alcohol)	2.560	8.803	1.227	4.065
29051200	Propan-1-ol (propyl alcohol) and propan-2-ol (isopropyl alcohol)	990	990	1.341	1.341
29051300	Butan-1-ol (n-butyl alcohol)	108.902	260.872	131.499	312.741
29051400	Other butanols	750.358	3.153.153	559.017	2.656.369
29051600	Octanol (octyl alcohol) and isomers thereof	7.962.021	21.132.530	12.391.483	32.667.272
29051700	Dodecan-1-ol (lauryl alcohol), hexadecan-1-ol (cetyl alcohol) and octadecan-1-ol (stearyl alcohol)	4.395.891	11.677.682	6.387.725	18.042.823
29051900	Saturated monohydric alcohols, other than HS 29051100-29051700	935.252	2.841.563	3.057.107	10.208.721
29052200	Acyclic terpene alcohols	11	12	1.004	1.014
29052900	Unsaturated monohydric alcohols other than acyclic terpene alcohols	681	11.206	3.614	95.259
29053100	Ethylene glycol (ethanediol)	271.921	8.626.035	197.850	4.046.236
29053200	Propylene glycol (propane1,2diol)	22.940	45.857	2.294	4.592
29053900	Diols other than ethylene glycol (ethanediol) & propylene glycol (propane 1, 2 diol)	-	1.624	-	8.474
29054300	Mannitol	-	7.200	-	82.800
29054400	D-glucitol (sorbitol)	3.701.558	10.327.988	3.332.493	9.287.238
29054500	Glycerol	85.826.232	238.036.448	48.698.812	136.427.936
29054900	Polyhydric alcohols, other than HS 29054100-29054500	-	2.377	-	26.649
29055900	Halogenated, sulphonated, nitrated or nitrosated derivatives of acyclic alcohols, other than Ethchlorvynol	-	4.636	-	2.967
29061100	Menthol	848	2.348	13.962	54.258
29061300	Sterols and inositols	1.000	11.000	16.450	202.650
29061900	Cyclanic, cyclenic or cycloterpenic, other than Menthol, Cyclohexanol, methylcyclohexanols and dimethylcyclohexanols, Sterols and inositols	261	295	6.683	8.795
29062100	Benzyl alcohol	-	1.600	-	4.160
29062900	Cyclic alcohol, aromatic, other than Benzyl alcohol	100	200	4.646	5.717
29071100	Phenol (hydroxybenzene) and its salts	5.624	30.417	77.071	317.112
29071300	Octylphenol, nonylphenol and their isomers, salts thereof	168.000	453.300	303.524	825.839
29071900	Monophenols, other than HS 29071100-29071500	-	3.020	-	17.447
29072300	4,4'-Isopropylidenediphenol (bisphenol A, diphenylolpropane) and its salts	24.000	96.000	61.075	244.276
29089900	Halogenated, sulphonated, nitrated or nitrosated derivatives of phenols or phenol-alcohols, other than HS 29081100-29089200	87.200	157.600	138.280	256.689
29091900	Acyclic ethers and their halogenated, sulphonated, nitrated or nitrosated derivatives, other than Diethyl ether	2.621.816	10.169.922	3.003.779	10.727.586
29093000	Aromatic ethers and their halogenated, sulphonated, nitrated or nitrosated derivatives	32.126	119.111	316.022	1.497.148

Tabel 3 : Ekspor Indonesia menurut Komoditi ( Kode HS 8 digit )

Maret 2023

Kode H S	Uraian golongan barang	Berat bersih (Kg)		Nilai F.O.B. ( U S \$ )	
		Bulan ini	Kumulatif	Bulan ini	Kumulatif
(1)	(2)	(3)	(4)	(5)	(6)
29094100	2,2'-Oxydiethanol (diethylene glycol, digol)	20.010	60.018	20.617	60.330
29094300	Monobutyl ethers of ethylene glycol or of diethylene glycol	1.850	1.853	2.220	11.507
29094400	Monoalkylethers of ethylene glycol or of diethylene glycol other than monobutyl ethers	190	580	319	974
29094900	Ether-alcohols and their halogenated, sulphonated, nitrated or nitrosated derivatives, other than HS 29094100-29094400	586	13.867	2.072	75.862
29095000	Ether-phenols, ether-alcohol-phenols and their halogenated, sulphonated, nitrated or nitrosated derivatives	115.590	344.693	2.226.702	5.905.851
29096000	Alcohol peroxides, ether peroxides, acetal and hemiacetal peroxides, ketone peroxides and their halogenated, sulphonated, nitrated or nitrosated derivatives	202.400	585.065	652.355	1.888.028
29101000	Oxirane (ethylene oxide)	5.382	5.382	10.350	10.350
29109000	Epoxides, epoxyalcohols, epoxyphenols and epoxyethers, with a three-membered ring, and their halogenated, sulphonated, nitrated or nitrosated derivatives, other than HS 29101000-29109000	15	15	258	258
29110000	Acetals and hemiacetals, whether or not with other oxygen function, and their halogenated, sulphonated, nitrated or nitrosated derivatives	-	84	-	2.480
29121100	Methanal (formaldehyde)	180.000	479.000	42.709	127.345
29121900	Acyclic aldehydes without other oxygen function, other than Methanal (formaldehyde) and Ethanal (acetaldehyde)	32.776	63.939	128.854	543.657
29122900	Cyclic aldehydes without other oxygen function, other than Benzaldehyde	3	7.413	267	56.085
29124100	Vanillin (4-hydroxy-3-methoxybenzaldehyde)	9.478	14.206	502.563	759.177
29124200	Ethylvanillin (3-ethoxy-4-hydroxybenzaldehyde)	3.600	6.000	77.228	123.671
29124910	Aldehyde-alcohols	-	4.140	-	84.459
29124990	Aldehyde-alcohols, aldehyde-ethers, aldehyde-phenols and aldehydes with other oxygen function, other than HS 29124100-29124910	21.490	21.490	57.045	57.045
29126000	Paraformaldehyde	1.173.000	3.598.000	1.010.614	3.037.712
29141300	4-Methylpentan-2-one (methyl isobutyl ketone)	165	165	215	215
29141900	Acyclic ketones without other oxygen function, other than HS 29141100-29141300	1	21.850	1.866	95.367
29142200	Cyclohexanone and methylcyclohexanones	17	74	212	769
29142300	Ionones and methylionones	4.320	4.325	50.732	51.091
29142910	Camphor	2.248	2.310	11.210	12.152
29142990	Cyclanic, cyclenic or cycloterpenic ketones without other oxygen function, other than HS 29142200-29142910	8.475	11.346	42.331	167.645
29143900	Aromatic ketones without other oxygen function, other than phenylacetone (phenylpropan-2-one)	1.525	1.527	20.656	20.690
29144000	Ketone-alcohols and ketone-aldehydes	385	505	2.099	2.922
29145000	Ketone-phenols and ketones with other oxygen function	1	2	462	923
29147900	Halogenated, sulphonated, nitrated or nitrosated derivatives, other than chlordecone (ISO)	-	1	-	3
29151100	Formic acid	12.600	12.600	9.560	9.560
29151300	Esters of formic acid	30	30	2.715	2.715
29152100	Acetic acid	4	3.490	668	6.631
29152910	Sodium acetate, cobalt acetates	-	601	-	1.940
29153100	Ethyl acetate	360	435	310	724
29153200	Vinyl acetate	-	15.000	-	21.168
29153990	Esters of acetic acid, other than HS 29153100-29153920	3.941	13.815	98.153	289.684
29155000	Propionic acid, its salts and esters	-	701	-	4.364
29156000	Butanoic acids, pentanoic acids, their salts and esters	569	621	7.857	9.469
29157010	Palmitic acid, its salts & esters	18.455.496	48.194.041	19.425.830	51.297.546
29157020	Stearic acid	2.209.622	2.892.647	2.597.739	3.462.429
29157030	Salts & esters of stearic acid	492.069	775.336	694.677	1.109.530
29159020	Lauric acid, myristic acid, their salts & esters	22.340.106	81.949.013	22.011.398	80.944.115
29159030	Caprylic acid, its salts & esters	826.450	1.607.953	2.093.756	4.599.177
29159040	Capric acid, its salts & esters	339.102	1.528.186	2.065.852	7.896.365

Tabel 3 : Ekspor Indonesia menurut Komoditi ( Kode HS 8 digit )

Maret 2023

Kode H S	Uraian golongan barang	Berat bersih (Kg)		Nilai F.O.B. ( U S \$ )	
		Bulan ini	Kumulatif	Bulan ini	Kumulatif
(1)	(2)	(3)	(4)	(5)	(6)
29159090	Saturated acyclic monocarboxylic acids and their anhydrides, halides, peroxides and peroxyacids, their halogenated, sulphonated, nitrated or nitrosated derivatives, other than HS 29151100-29159040	1.703.600	3.430.738	5.937.149	12.914.484
29161100	Acrylic acid and its salts, unsaturated	4.433.816	9.413.575	4.192.087	8.946.699
29161200	Esters of acrylic acid, unsaturated	4.662.716	9.083.178	6.727.491	12.778.710
29161410	Methyl methacrylate, unsaturated	553.730	1.365.700	595.324	1.319.828
29161490	Esters of methacrylic acid, other than methyl methacrylate, unsaturated	3.540	4.300	15.743	20.154
29161500	Oleic, linoleic or linolenic acids, their salts and esters, unsaturated	60.004	461.330	104.823	699.046
29161900	Unsaturated acyclic monocarboxylic acid,their anhydride,halide,peroxide/xyacid&their derivativ,oth 2916.11.00-2916.16.00	8	65.448	4.835	321.782
29162000	Cyclanic, cyclenic or cycloterpenic monocarboxylic acids, their anhydrides, halides, peroxides, peroxyacids and their derivatives	220	220	45.443	45.443
29163100	Benzoic acid, its salts and esters	518	1.043	2.591	5.615
29163210	Benzoyl peroxide	44.800	142.389	147.691	498.001
29163910	2,4-Dichlorophenyl acetic acid and its salts and esters	0	1	83	253
29163990	Aromatic monocarboxylic acids, their anhydrides, halides, peroxides, peroxyacids and their derivatives, other than HS 29163100-29163920	495	962	43.848	90.540
29171400	Maleic anhydride	-	66.970	-	70.387
29171900	Acyclic polycarboxylic acids, their anhydrides, halides, peroxides, peroxyacids and their derivatives, other than HS 29171100-29171400	348	63.976	451	103.293
29173410	Dibutyl orthophthalates	-	8.800	-	14.095
29173490	Esters of orthophthalic acid, other than Dioctyl orthophthalates, Dinonyl or didecyl orthophthalates, Dibutyl orthophthalates	600	600	2.040	2.040
29173600	Terephthalic acid and its salts	2.468.073	12.874.593	2.012.513	9.729.419
29173920	Phthalic compounds of a kind used as plasticisers and esters of phthalic anhydride other than trioctyltrimellitate	17.600	35.200	35.392	70.659
29173990	Aromatic polycarboxylic acids, their anhydrides, halides, peroxides, peroxyacids and their derivatives, other than HS 29173200-29173920	3	3	0	0
29181100	Lactic acid, its salts and esters	2.529	23.669	17.778	72.505
29181200	Tartaric acid	1	1	10	10
29181400	Citric acid	2.604	2.704	10.979	11.140
29181590	Salts and esters of citric acid, other than calcium citrate	1.253	1.613	2.979	4.498
29181600	Gluconic acid, its salts and esters	600	600	2.486	2.486
29181900	Carboxylic acids with alcohol function but without other oxygen function, their anhydrides, halides, peroxides, peroxyacids and their derivatives, other than HS 29181100-29181800	1.300	2.800	4.420	10.154
29182300	Esters of salicylic acid and their salts, other than o-Acetylsalicylic acid, its salts and esters	-	26	-	158
29182990	Carboxylic acids with phenol function but without other oxygen function, their anhydrides, halides, peroxides, peroxyacids and their derivatives, other than HS 29182100-29182910	25	450	234	23.077
29183000	Carboxylic acids with aldehyde or ketone function but without other oxygen function, their anhydrides, halides, peroxides, peroxyacids and their derivatives	57	267	1.008	14.755
29189900	Carboxylic acids with additional oxygen function & their anhydrides, halides, peroxides & peroxyacids, their halogenated, sulphonated, nitrated/nitrosated derivatives,oth than HS 29181100-29189100	1.688	2.448	25.313	32.913

Tabel 3 : Ekspor Indonesia menurut Komoditi ( Kode HS 8 digit )

Maret 2023

Kode H S	Uraian golongan barang	Berat bersih (Kg)		Nilai F.O.B. ( U S \$ )	
		Bulan ini	Kumulatif	Bulan ini	Kumulatif
(1)	(2)	(3)	(4)	(5)	(6)
29199000	Phosphoric esters and their salts, including lactophosphates, their halogenated, sulphonated, nitrated or nitrosated derivatives other than Tris(2,3-dibromopropyl) phosphate	8	8	8	8
29202900	Phosphite esters and their salts, their halogenated, sulphonated, nitrated or nitrosated derivatives, other than dimethyl phosphite, diethyl phosphite, trimethyl phosphite, triethyl phosphite	-	318	-	10.891
29209000	Esters of other inorganic acids of non-metals (excluding esters of hydrogen halides) & their salts, their halogenated, sulphonated, nitrated/nitrosated derivatives, other than HS 29201100-29203000	69.733	157.441	597.467	1.288.866
29211100	Methylamine, di- or trimethylamine and their salts	-	11.250	-	99.470
29211900	Acyclic monoamines and their derivatives, salts thereof, other than HS 29211100-29211400	-	0	-	271
29212100	Ethylenediamine and its salts	-	25	-	43
29212200	Hexamethylenediamine and its salts	-	640	-	1.889
29212900	Acyclic polyamines and their derivatives, salts thereof, other than Ethylenediamine and its salts and Hexamethylenediamine and its salts	-	215	-	1.088
29214200	Aniline derivatives and their salts	32	69	51	109
29215900	Aromatic polyamines and their derivatives, salts thereof, other than o-, m-, p-Phenylenediamine, diaminotoluenes and their derivatives, salts thereof	-	303	-	2.029
29221500	Triethanolamine	0	0	0	0
29221920	D-2-Amino-n-butyl-alcohol	-	2.632	-	7.528
29222100	Aminohydroxynaphthalenesulphonic acids and their salts	5	5	246	246
29222900	Amino-naphthols & oth amino-phenols, oth than those containing more than one kind of oxygen function, their ethers & esters, salts thereof, oth than Aminohydroxynaphthalenesulphonic acids & their salts	-	0	-	0
29224100	Lysine and its esters, salts thereof	8.677.750	20.620.214	8.972.664	20.195.625
29224220	Monosodium glutamate (MSG)	8.525.592	26.498.043	15.324.491	47.742.134
29224290	Salts, other than Glutamic acid & Monosodium glutamate (MSG)	134	5.134	10.980	38.891
29224900	Amino-acids, other than those containing more than one kind of oxygen function, and their esters, salts thereof, other than HS 29224100-29224400	-	234.052	-	551.694
29225010	p-Aminosalicylic acid and its salts, esters and other derivatives	9.920	9.920	17.214	17.214
29232019	Lecithins of non vegetables	-	24	-	1.642
29232090	Phosphoaminolipids	1.600	1.600	3.664	3.664
29239000	Quaternary ammonium salts and hydroxides, lecithins and other phosphoaminolipids, whether or not chemically defined, other than HS 29231000-29234000	185.454	285.298	362.342	567.919
29241990	Acyclic amides (including acyclic carbamates) and their derivatives, salts thereof, other than HS 29241100-29241910	294.300	748.925	834.352	1.758.561
29242910	Aspartame	-	1	-	1
29242930	Acetaminophen (paracetamol), salicylamide, ethoxybenzamide	-	287	-	2.046
29242990	Cyclic amides (including cyclic carbamates) and their derivatives, salts thereof, other than HS 29242110 - 29242930	-	200	-	107.268
29251100	Saccharin and its salts	100	100	1.020	1.020
29252900	Imines and their derivatives, salts thereof, other than Chlordimeform (ISO)	134.130	589.890	658.043	3.047.772
29262000	1-Cyanoguanidine (dicyandiamide)	25	25	603	603
29270010	Azodicarbonamide	1.686.886	5.030.605	6.667.761	19.445.912
29270090	Diazo-, azo- or azoxy-compounds other than Azodicarbonamide	-	11.500	-	42.550

Tabel 3 : Ekspor Indonesia menurut Komoditi ( Kode HS 8 digit )

Maret 2023

Kode H S	Uraian golongan barang	Berat bersih (Kg)		Nilai F.O.B. ( U S \$ )	
		Bulan ini	Kumulatif	Bulan ini	Kumulatif
(1)	(2)	(3)	(4)	(5)	(6)
29280090	Organic derivatives of hydrazine or of hydroxylamine other than Linuron	14.054	53.846	16.664	63.590
29291010	Diphenylmethane diisocyanate (MDI)	551	551	11.880	11.880
29291020	Toluene diisocyanate	205.250	209.000	503.945	506.763
29291090	Isocyanates other than Diphenylmethane diisocyanate (MDI) and Toluene diisocyanate	55.009	150.740	344.915	1.045.304
29299010	Sodium cyclamate	7.000	74.005	4.422	133.458
29299090	Compounds with other nitrogen function other than Isocyanates and Cyclamates	131.250	221.250	291.159	526.104
29302000	Thiocarbamates and dithiocarbamates	139.650	139.650	700.914	700.914
29307000	Bis(2-hydroxyethyl)sulfide (thiodiglycol)	1	1	1	1
29309010	Dithiocarbonates	20.700	20.700	161.460	161.460
29309090	Organo-sulphur compounds, other than HS 29301000-29309010	28.227	310.144	324.753	5.522.662
29311010	Tetramethyl lead	1.930	1.930	28.850	28.850
29314990	Non-halogenated organo-phosphorous derivatives, other than HS 29314100-29314920	-	1.600	-	3.344
29319041	Organoarsenic compounds, in liquid form	965	965	28.950	28.950
29319050	Dimethyltin dichloride	-	6.000	-	15.868
29319090	Organo-inorganic compounds other than HS 29311010-29319050	169.047	296.822	1.363.038	2.076.701
29321300	Furfuryl alcohol and tetrahydrofurfuryl alcohol	76	84	2.280	2.523
29321400	Sucralose	-	24.100	-	1.015.226
29321900	Compounds containing an unfused furan ring (whether or not hydrogenated) in the structure, other than HS 29321100-29321400	1.055	1.087	86.084	113.925
29322010	Coumarin (1,2-Benzopyrone), methylcoumarins and ethylcoumarins	4.500	4.500	62.123	62.123
29322090	Lactones, other than coumarin (1,2-Benzopyrone), methylcoumarins and ethylcoumarins	76	169	548	16.039
29329900	Heterocyclic compounds with oxygen hetero-atom(s) only, other than HS 29321100-29329600	1	181	402	3.862
29332100	Hydantoin and its derivatives	120.625	247.625	268.369	522.318
29332900	Compounds containing an unfused imidazole ring (whether or not hydrogenated) in the structure, other than Hydantoin and its derivatives	205.641	629.596	1.240.497	3.756.872
29333910	Chlorpheniramine and isoniazid	350	350	9.560	9.560
29335910	Diazinon	22.671	22.671	44.510	44.510
29335990	Compounds containing a pyrimidine ring (whether or not hydrogenated) or piperazine ring in the structure, other than HS 29335200-29335910	60	9.220	28.384	46.437
29336900	Compounds containing an unfused triazine ring (whether or not hydrogenated) in the structure, other than melamine	12.255	230.244	33.905	691.540
29337900	Lactams, other than 6-Hexanelactam (epsilon-caprolactam) and Clobazam and methyprylon	-	156	-	21.913
29339910	Mebendazole and parbendazole	179	179	9.583	9.583
29339990	Heterocyclic compounds with nitrogen hetero-atom(s) only, other than HS 29331100-29339910	4.050.603	11.019.704	24.221.733	64.531.752
29341000	Compounds containing an unfused thiazole ring (whether or not hydrogenated) in the structure	-	0	-	5.022
29342000	Compounds containing in the structure a benzothiazole ring- system (whether or not hydrogenated), not further fused	600	600	3.214	3.214
29349910	Nucleic acids and their salts	1.158.089	3.064.670	7.732.006	20.966.372
29349920	Sultones, sultams, diltiazem	578	1.096	246.072	422.721
29349930	6-Aminopenicillanic acid	-	800	-	1.112
29349990	Nucleic acids and their salts, whether or not chemically defined, other heterocyclic compounds, other than HS 29341000-29349950	162.780	425.420	3.232.211	8.726.324
29359000	Sulphonamides other than HS 29351000-29355000	78.835	199.700	1.163.222	2.788.376
29362100	Vitamin A and their derivatives	1	728	1	45.491
29362300	Vitamin B2 and its derivatives	1.960	1.960	27.440	27.440
29362400	D- or DL-Pantothenic acid (Vitamin B5) and its derivatives	8.000	8.210	186.240	208.639

Tabel 3 : Ekspor Indonesia menurut Komoditi ( Kode HS 8 digit )

Maret 2023

Kode H S	Uraian golongan barang	Berat bersih (Kg)		Nilai F.O.B. ( U S \$ )	
		Bulan ini	Kumulatif	Bulan ini	Kumulatif
(1)	(2)	(3)	(4)	(5)	(6)
29362600	Vitamin B12 and its derivatives	225	450	20.847	41.694
29362700	Vitamin C and its derivatives	1.198	1.680	5.897	11.299
29362800	Vitamin E and its derivatives	1.032	4.736	139.386	628.690
29362900	Vitamins and their derivatives, unmixed, other than HS 29362100-29362800	22.667	23.463	238.146	332.519
29369000	Provitamins and vitamins, natural or reproduced by synthesis (including natural concentrates), other than HS 29362100-29362900	27.038	57.627	86.995	215.056
29371900	Polypeptide hormones, protein hormones and glycoprotein hormones, their derivatives and structural analogues, other than Somatotropin, its derivatives and structural analogues and Insulin & its salts	89	150	580	1.069
29372900	Steroidal hormones, their derivatives and structural analogues, other than HS 29372100-29372300	75	75	93.750	93.750
29389000	Glycosides, natural or reproduced by synthesis, and their salts, ethers, esters and other derivatives, other than Rutoside (rutin) and its derivatives	27.605	45.833	118.769	222.400
29392010	Quinine and its salts	6.696	18.541	662.739	1.975.454
29392090	Alkaloids of cinchona and their derivatives, salts thereof, other than Quinine and its salts	-	0	-	5
29393000	Caffeine and its salts	110	331	5.088	14.778
29394100	Ephedrine and its salts	-	0	-	0
29394200	Pseudoephedrine and its salts	0	0	0	2
29394400	Norephedrine and its salts	-	2.450	-	142.100
29400000	Sugars, chemically pure oth than sucrose ,lactose, maltose, glucose, & fructose	1.611.982	3.303.814	1.757.857	3.369.734
29411011	Amoxicillin & its salts, Non-sterile	12.750	12.750	285.938	285.938
29411090	Penicillins and their derivatives with a penicillanic acid structure, salts thereof, other than Amoxicillin and Ampicillin	-	4.150	-	2.764
29419000	Antibiotics, n.e.c. in heading 2941	282	748	65.710	66.963
29420000	Organic compounds, n.e.c. in chapter 29	49.491	83.372	259.540	589.894
30012000	Extracts of glands or other organs or of their secretions	-	1	-	10
30019000	Heparin and its salts, other human/animal substance prepared for therapeutic/prophylactic uses, not elsewhere specified/included	3	9	2	350
30021290	Antisera and other blood fractions, other than antisera, plasma protein solutions, haemoglobin powder	707	4.696	3.844.972	4.536.555
30021400	Immunological products, mixed, not put up in measured doses or in forms or packings for retail sale	-	15	-	2
30021500	Immunological products, put up in measured doses or in forms or packings for retail sale	2	2	42	43
30024110	Tetanus toxoid	-	4	-	14
30024120	Pertussis, measles, meningitis or polio vaccines	10.111	32.144	1.278.624	4.729.388
30024190	Vaccines for human medicine other than tetanus toxoid, pertussis, measles, meningitis or polio vaccines	9.870	19.086	4.111.517	6.959.364
30024200	Vaccines for veterinary medicine	63.087	139.022	1.662.464	4.039.005
30024900	Vaccines oth than for human medicine and veterinary medicine	5	9	20	33
30025900	Cell cultures, whether or not modified, other than cell therapy products	0	0	10	10
30029000	Human blood, animal blood prepared for therapeutic, prophylactic or diagnostic uses for oth than sub heading 300212-300259	13.494	40.567	61.721	167.541
30031090	Medicaments cont. penicillins/deriv, with penicillanic acid structure/streptomycins, other than cont. amoxicillin&ampicillin	30	31.485	7.222	431.436
30033900	Medicaments containing hormones (excl. insulin),for therapeutic/prophylactic uses,not packaged for retail sale	244.777	246.395	3.265.320	3.370.302
30039000	Medicaments, for therapeutic or prophylactic uses, not packed for retail sale, other than HS 30031010-30036000	768	1.536	60.757	121.514

Tabel 3 : Ekspor Indonesia menurut Komoditi ( Kode HS 8 digit )

Maret 2023

Kode H S	Uraian golongan barang	Berat bersih (Kg)		Nilai F.O.B. ( U S \$ )	
		Bulan ini	Kumulatif	Bulan ini	Kumulatif
(1)	(2)	(3)	(4)	(5)	(6)
30041015	Medicament,containing penicillin G (excl penicillin G benzathine),phenoxymethyl penicillin/salts thereof,for retail sale	2.675	7.417	307.759	852.578
30041016	Medicaments containing ampicillin,amoxycillin or salts thereof,of a kind taken orally,packing for retail sale	6.954	27.788	265.716	888.447
30041019	Medicaments containing penicillins/derivates thereof,packing for retail sale,other than HS 30041015-30041016	125.687	337.323	7.677.608	23.169.340
30042010	Antibiotics containing gentamycin,lincomycin,sulfamethoxazole/its derivatives,of a kind taken orally/in ointment form	466	1.322	38.758	147.717
30042031	Antibiotics containing erythromycin or derivatives thereof, of a kind taken orally	21.562	45.984	535.674	1.120.487
30042032	Antibiotics containing erythromycin or derivatives thereof, in ointment form	397	1.093	8.290	20.571
30042039	Antibiotics containing erythromycin or derivatives thereof, other than of a kind taken orally or in ointment form	345	2.721	111.838	428.790
30042071	Antibiotics containing tetracyclines or chloramphenicols or derivatives,of a kind taken orally or in ointment form	1.729	6.822	44.824	241.639
30042079	Antibiotics containing tetracyclines or chloramphenicols or derivatives,oth of a kind taken orally or in ointment form	26	36	1.198	1.231
30042091	Antibiotic, of a kind taken orally or ointment form, other than HS 30042010-30042079	568	4.389	81.984	447.312
30042099	Antibiotic, other than of a kind taken orally or ointment form, other than HS 30042010-30042079	14.423	51.579	491.822	2.280.462
30043100	Medicaments containing hormones or other products of heading 2937, containing insulin	5.178	23.252	142.597	630.929
30043210	Medicaments contain corticosteroid hormones,its derivatives/structural analogues,contain dexamethasone/their derivatives	2.558	10.443	47.623	73.598
30043290	Medicaments containing corticosteroid hormones, their derivatives or structural analogues, oth HS 30043210-30043240	3.079	8.266	302.513	1.047.309
30043900	Medicaments containing hormones/other products of heading 2937, other than HS 30043100-30043290	67.794	217.302	988.281	4.264.289
30044100	Medicaments containing alkaloids or derivatives thereof,containing ephedrine or its salts,packing for retail sale	6.205	6.553	39.423	42.357
30044200	Medicaments containing alkaloids/derivatives thereof,containing pseudoephedrine/its salts,packing for retail sale	6.428	21.025	70.662	344.985
30044300	Medicaments containing alkaloids/derivatives thereof,containing norephedrine or its salts,packing for retail sale	37.851	99.292	654.506	1.605.874
30044960	Medicaments containing theophylline, of a kind taken orally, packing for retail sale	220	220	5.955	5.955
30045010	Medicaments containing vitamins or other products of heading 2936, of a kind suitable for children, in syrup form	25.683	36.205	88.966	105.107
30045021	Medicaments containing more than one vitamin, of a kind taken orally	500	4.393	52	18.270
30045029	Medicaments containing more than one vitamin, other than of a kind taken orally	55.205	130.973	1.501.846	3.231.195
30045091	Medicaments containing vitamin A, B or C	-	60	-	180
30045099	Medicaments containing vitamins or other products of heading 2936, other than HS 30045010-30045091	14.828	30.090	1.753.272	3.014.297
30049020	Closed sterile water for inhalation, pharmaceutical grade	8.806	11.971	37.115	61.147
30049030	Antiseptics	104.935	290.725	630.056	1.053.550
30049049	Anaesthetics, other than containing procaine hydrochloride	294.225	647.123	3.306.612	8.874.090
30049051	Analgesics, antipyretics&oth medicaments for coughs/colds,contain acetylsalicylic acid,paracetamol/dipyrone,taken orally	322.802	818.026	5.059.938	12.515.355



Tabel 3 : Ekspor Indonesia menurut Komoditi ( Kode HS 8 digit )

Maret 2023

Kode H S	Uraian golongan barang	Berat bersih (Kg)		Nilai F.O.B. ( U S \$ )	
		Bulan ini	Kumulatif	Bulan ini	Kumulatif
(1)	(2)	(3)	(4)	(5)	(6)
30049054	Analgesics, antipyretics&other medicaments for the treatment of coughs/colds,containing piroxicam or ibuprofen	5.980	22.811	109.794	585.193
30049055	Analgesics, antipyretics&other medicaments for the treatment of coughs/colds, in liniment form	322.557	727.497	1.808.745	4.820.543
30049059	Analgesics, antipyretics & other medicaments for the treatment of coughs or colds, other than HS 30049051-30049055	605.249	1.417.149	7.376.999	23.071.288
30049065	Antimalarials, herbal medicaments	20.917	51.361	264.607	713.580
30049069	Antimalarials, other than containing primaquine/artemisinin other than of subheading 30046010 / herbal medicaments	3.171	24.866	39.812	122.367
30049072	Anthelmintic, herbal medicaments	5.043	7.470	35.349	64.960
30049079	Anthelmintic, other than containing piperazine or mebendazole or herbal medicaments	32.938	85.455	612.769	1.329.178
30049082	Anti HIV/AIDS medicaments	600	1.655	1.256.522	3.826.604
30049089	Medicaments for the treatment of cancer or other intractable diseases, other than containing deferroxamine, for injection	1.018	5.935	660.700	3.220.061
30049091	Medicaments containing sodium chloride or glucose, for infusion, packaged for retail sale	33.212	174.030	237.669	763.184
30049092	Medicaments containing sorbitol or salbutamol, for infusion, packaged for retail sale	10.936	41.693	59.812	230.957
30049093	Medicaments containing sorbitol or salbutamol, in other forms, packaged for retail sale	70	26.336	614	416.712
30049094	Medicaments containing cimetidine or ranitidine other than for injection, packaged for retail sale	2.802	19.291	37.282	231.326
30049096	Nasal-drop medicaments containing naphazoline, xylometazoline or oxymetazoline	-	28	-	80
30049098	Herbal medicaments, other than for anthelmintic or antimalarials	240.227	599.764	471.411	1.304.905
30049099	Medicament consisting of mix/unmix product for therapeutic/prophylactic uses,for retail sale,oth HS 30041015-30049098	24.265	124.678	4.373.337	23.981.544
30051010	Adhesive dressings and other articles having an adhesive layer, impregnated or coated with pharmaceutical substances	11.513	12.467	143.662	167.408
30051090	Adhesive dressings & other articles having an adhesive layer, other than impregnated/coated with pharmaceutical substances	19.235	64.730	172.213	530.600
30059010	Bandages, put up in forms or packings for retail sale for medical, surgical, dental or veterinary purposes	12.110	17.742	43.025	64.401
30059020	Gauze, put up in forms or packings for retail sale for medical, surgical, dental or veterinary purposes	-	24	-	119
30059090	Wadding,packings for retail sale for medical,surgical,dental/veterinary purposes,other than HS 30051010-30059020	44.910	58.777	805.997	1.080.578
30061010	Sterile absorbable surgical or dental yarn, sterile surgical or dental adhesion barriers, whether or not absorbable	-	21	-	15.284
30061090	Sterile surgical catgut,sterile tissue adhesives for surgical wound closure, sterile laminaria & sterile laminaria tents	36	105	1.881	5.937
30063010	Opacifying preparations for Xray examinations, diagnostic reagents designed, barium sulphate, of a kind taken orally	168.000	669.000	11.284	45.452
30063090	Opacifying preparations for Xray examinations, other than HS 30063010-30063030	16	42	158	397
30064010	Dental cements and other dental fillings	-	611	-	264.307
30065000	First-aid boxes and kits	30	64	833	2.902
30066000	Chemical contraceptive preparations based on hormones, on other products of heading 2937 or on spermicides	20.272	81.132	1.511.180	5.320.797
30067000	Gel prep designed to be used in hum or vet med as a lubricant for parts of the body for surg operations or physical exam	-	1.002	-	1.529

Tabel 3 : Ekspor Indonesia menurut Komoditi ( Kode HS 8 digit )

Maret 2023

Kode H S	Uraian golongan barang	Berat bersih (Kg)		Nilai F.O.B. ( U S \$ )	
		Bulan ini	Kumulatif	Bulan ini	Kumulatif
(1)	(2)	(3)	(4)	(5)	(6)
31010010	Fertilisers produced by of solely vegetable origin	626.000	2.654.104	168.138	735.626
31010092	Fertilisers produced of animal origin (other than guano), chemically treated	7	44.415	16	12.012
31010099	Animal fertilisers,not chemically treated	2.865.112	6.562.162	884.689	1.997.268
31021000	Urea, whether or not in aqueous solution	106.650.697	106.750.697	37.931.501	37.989.101
31022900	Double salts and mixtures of ammonium sulphate and ammonium nitrate	-	84	-	174
31023000	Ammonium nitrate, whether or not in aqueous solution	5.600.800	7.184.800	4.617.526	6.159.847
31025000	Sodium nitrate	-	15.000	-	16.721
31026000	Double salts and mixtures of calcium nitrate and ammonium nitrate	-	1	-	1
31031190	Superphosphates containing by weight 35 % or more of diphosphorus pentaoxide (P2O5), other than feed grade	1.549.000	3.324.000	377.242	821.811
31031990	Superphosphates containing by weight less than 35 % of diphosphorus pentaoxide (P2O5), other than feed grade	325.000	725.251	101.960	209.611
31039090	Mineral or chemical fertilisers, phosphatic, other than superphosphate & calcined phosphatic fertilisers	343.300	650.901	140.680	249.025
31042000	Potassium chloride	108.000	151.919	77.540	131.568
31043000	Potassium sulphate	-	318.000	-	246.770
31051020	Mineral/chemical fertilisers contain 2 or 3 of fertilising elements in tablets/similar forms of a gross weight ≤10 kg	3	903	8	28.340
31052000	Mineral or chemical fertilisers containing the three fertilising elements nitrogen, phosphorus and potassium	150.862	371.895	69.323	209.842
31053000	Diammonium hydrogenorthophosphate (diammonium phosphate)	-	10	-	11
31055100	Mineral or chemical fertilisers containing nitrates and phosphates	64.800	189.800	18.468	54.092
31055900	Mineral/chemical fertilisers,contain the two fertilising elements nitrogen and phosphorus,oth contain nitrates and phosphates	27.571.950	27.666.950	12.469.460	12.485.007
31056000	Mineral or chemical fertilisers containing the two fertilising elements phosphorus and potassium	10.000	12.467	4.000	9.552
31059000	Mineral/chemical fertilisers contain two/three of fertilising elements nitrogen,phosphorus&potassium, oth HS 31052000-31056000	810.638	2.497.453	423.478	903.729
32019000	Tanning extracts of vegetable origin,tanning and their salts, ethers, ester and other derivatives, other than quebracho and wattle extract	1.821.500	5.057.755	6.407.887	16.872.472
32021000	Synthetic organic tanning substances	316.295	689.235	505.176	1.181.596
32029000	Inorganic tanning substances, tanning prep, whether or not containing natural tanning substances, enzymatic prep for pre-tanning	68.400	85.054	600.120	776.192
32030010	Colouring matter of vegetable/animal origin incl dyeing extracts excluding animal black, of a kind used in the food/drink industries	20.240	40.296	15.118	31.462
32030090	Colouring matter of vegetable/animal origin incl dyeing extract excluding animal black other than used in the food or drink industries	73	203	1.636	3.915
32041110	Disperse dyes and preparations based thereon, crude	1.025	5.657	12.709	71.403
32041190	Disperse dyes and preparations based thereon, other than crude	332.965	1.033.417	4.642.851	13.705.736
32041210	Acid dyes, whether or not premetallised, and preparations based thereon	24.422	112.766	354.727	1.703.186
32041290	Mordant dyes and preparations based thereon	1	530	1	2.602
32041300	Basic dyes and preparations based thereon	335	21.151	4.087	83.085
32041400	Direct dyes and preparations based thereon	287.304	737.929	562.528	1.618.604
32041500	Vat dyes (including those usable in that state as pigments) and preparations based thereon	32.180	80.125	682.570	1.854.819
32041600	Reactive dyes and preparations based thereon	347.205	728.073	2.106.259	4.890.398
32041710	Synthetic organic pigment in powder form	118.411	408.535	923.342	3.447.408
32041790	Pigments and preparations based thereon, other than synthetic organic pigment in powder form	231.595	900.614	1.127.960	4.427.566

Tabel 3 : Ekspor Indonesia menurut Komoditi ( Kode HS 8 digit )

Maret 2023

Kode H S	Uraian golongan barang	Berat bersih (Kg)		Nilai F.O.B. ( U S \$ )	
		Bulan ini	Kumulatif	Bulan ini	Kumulatif
(1)	(2)	(3)	(4)	(5)	(6)
32041900	Synthetic organic colouring matter & prep,including mixtures of colouring matter of 2 or more of the subheading 320411-320419	86.034	404.259	96.701	442.331
32042000	Synthetic organic products of a kind used as fluorescent brightening agents	1.128.363	2.319.448	1.739.702	4.169.963
32049000	Synthetic organic colouring matter, prep as specified in Note 3 to this Chapter , other than HS 32041100-32042000	607	760	1.904	2.887
32050000	Colour lakes, preparations as specified in Note 3 to this Chapter based on colour lakes.	125	1.042	7.409	9.404
32061110	Pigments based on titanium dioxide containing 80 % or more by weight of titanium dioxide calculated on the dry matter	-	500	-	3.691
32061910	Pigments based on titanium dioxide containing less than 80 % by weight of titanium dioxide calculated on the dry matter	28.600	43.800	214.179	323.639
32061990	Preparations based on titanium dioxide containing < 80% by weight of titanium dioxide calculated on the dry matter	29.200	86.750	102.697	298.662
32062010	Chrome yellow, chrome green and molybdate orange or red based on chromium compounds	31.675	91.426	123.090	502.589
32062090	Pigments and preparation based on chromium compounds,oth than chrome yellow,chrome greenandmolybdate orange/red from chrome compounds	6	13.756	35	48.198
32064190	Ultramarine	-	27.001	-	48.711
32064990	Colouring matter,other than ultramarine and prep based thereon or lithopone and other pigments and prep based on zinc sulphide	181.677	382.895	750.628	2.007.478
32065090	Inorganic products of a kind used as luminophores, other than preparations	1	3	1	469
32071000	Prepared pigments, prepared opacifiers, prepared colours and similar preparations	585.680	1.586.469	2.023.534	5.712.385
32072010	Enamel frits	19.000	45.000	40.660	92.154
32072090	Vitrifiable enamels and glazes, engobes (slips) and similar preparations, other than enamel frits	1.741.576	2.821.078	944.486	1.540.482
32073000	Liquid lustres and similar preparations	2.644	4.313	1.845	4.810
32074000	Glass frit and other glass, in the form of powder, granules or flakes	790.027	1.903.462	796.004	1.850.666
32081011	Varnishes (including lacquers) based on polyesters of a kind used in dentistry	10	10	2	2
32081019	Varnishes (including lacquers) based on polyesters, other than of a kind used in dentistry	16.380	18.230	35.105	45.124
32081020	Antifouling and/or anticorrosive paints for ships' hulls based on polyesters	307	308	1.298	1.299
32081090	Paint incl enamels based on polyesters,oth than varnishes incl lacqandantifouling and/or anticorrosive paint for ships'hulls	684.618	1.943.421	2.127.395	5.999.684
32082040	Antifouling and/or anticorrosive paints for ships' hulls based on acrylic or vinyl polymers	8.920	9.971	49.108	57.589
32082090	Paints based on acrylic or vinyl polymers, oth than antifouling and/or anticorrosive paint	426.602	985.944	1.510.335	3.395.494
32089019	Varnishes(including lacquers), >100oC heat resistance, not used in dentistry, other based on polyesters, acrylic/vinyl polymers	65.440	113.846	181.877	391.088
32089029	Varnishes(incl lacquers), ≤100oC heat resistance, not used in dentistry,oth based on polyesters,acrylic/vinyl polymers	123.070	337.518	452.211	1.219.009
32089090	Paint&varnishes incl enamels&lacquers exc based on polyesters&based on acrylic/vinyl polymers &HS 32081010-32089030	823.633	2.416.256	3.754.397	9.977.019
32091010	Varnishes (including lacquers), based on acrylic or vinyl polymers	53.710	131.571	98.967	230.568
32091050	Antifouling and/or anticorrosive paints for ships' hulls, based on acrylic or vinyl polymers	8.275	8.553	40.315	41.877
32091090	Paints&varnishes including enamels based on acrylic or vinyl polymers, other than HS 32091010-32091050	105.443	218.288	166.655	371.495

Tabel 3 : Ekspor Indonesia menurut Komoditi ( Kode HS 8 digit )

Maret 2023

Kode H S	Uraian golongan barang	Berat bersih (Kg)		Nilai F.O.B. ( U S \$ )	
		Bulan ini	Kumulatif	Bulan ini	Kumulatif
(1)	(2)	(3)	(4)	(5)	(6)
32099000	Paints and varnishes (including enamels and lacquers), other than based on acrylic or vinyl polymers	353.472	629.169	730.433	1.273.219
32100010	Varnishes (including lacquers)	13.470	26.685	77.022	154.536
32100030	Prepared water pigments of a kind used for finishing leather	7	7	7	7
32100091	Antifouling and/or anticorrosive paints for ships' hulls	3.364	5.364	1.439	1.637
32100099	Paints other than antifouling and/or anticorrosive paints for ships' hulls	88.059	157.689	474.121	737.150
32110000	Prepared driers	566	806	3.442	5.435
32121000	Stamping foils	3.064	7.403	57.979	155.634
32129011	Aluminium paste dispersed in nonaqueous media, of a kind used in the manufacture of paints (including enamels)	412	412	9.989	9.989
32129014	Pigments incl metallic powders and flakes dispersed in not water media,in liq/paste form,for manufacture of leather paint	-	444	-	1.613
32129019	Pigment incl metallic powders and flakes dispersed in not water media,in liq/paste form,not for manufacture of leather paint	1.815	4.048	14.610	30.182
32129021	Dyes and other colouring matter put up in forms or packings for retail sale of a kind used in the food or drink industries	35	84	513	1.196
32129029	Colouring matter put up in forms/packings for retail sale of a kind not used in the food/drink industries	801	9.916	4.010	54.591
32131000	Colours in sets, of a kind used by artists, students or signboard painters	159	461	1.300	3.045
32139000	Colours, of a kind used by artists, students or signboard painters, other than colours in sets	27	95	34	2.546
32141000	Glaziers' putty, grafting putty, resin cements, caulking compounds & other mastics, painters' fillings	81.737	272.766	352.324	1.108.652
32149000	Non-refractory surfacing preparations for facades, indoor walls, floors, ceilings or the like.	159.109	546.995	146.587	755.077
32151110	Printing ink, black, ultraviolet curable	-	9	-	7
32151120	Printing ink, black, solid ink in engineered shapes for insertion into	1	1	1	1
32151190	Printing ink, black, other than ultraviolet curable and solid ink in engineered shapes for insertion into	130.810	294.875	1.036.758	2.371.629
32151910	Printing ink, other than black, solid ink in engineered shapes for insertion into	277.062	778.651	1.029.019	3.078.207
32151990	Printing ink, other than black, other than solid ink in engineered shapes for insertion into	741.693	1.866.812	5.442.276	14.794.203
32159060	Writing or drawing ink	108	115	4.637	4.667
32159070	Ink of a kind suitable for use with duplicating machines of heading 8472	35.930	79.474	802.949	1.582.813
32159090	Ink, whether or not concentrated or solid, other than HS 32151110-32159070	20.362	69.148	250.255	665.844
33011200	Essential oils of orange	200	346	42.149	75.082
33011300	Essential oils of lemon	1.713	1.713	102.147	102.147
33011900	Essential oils of citrus fruit, other than of orange & lemon	75.240	119.070	1.249.313	2.814.725
33012400	Essential oils of peppermint (Mentha piperita)	-	21.882	-	167.916
33012500	Essential oils of other mints, other than peppermint (Mentha piperita)	-	1.167	-	37.366
33012920	Essential oils of sandalwood	321	3.642	132.708	839.179
33012930	Essential oils of citronella	23.316	140.847	269.914	1.875.030
33012940	Essential oils of nutmeg	46.120	115.141	2.955.186	6.510.394
33012950	Essential oils of cloves	115.365	341.552	1.413.694	4.811.150
33012960	Essential oils of patchouli	169.692	489.829	7.369.017	19.689.426
33012970	Essential oils of lemon grass, cinnamon, ginger, cardamom or fennel	58	2.895	4.569	20.787
33012990	Essential oils other than HS 33011200-33012970	395	401	27.646	50.292
33019010	Aqueous distillates & aqueous solutions of essential oils suitable for medicinal use	6.645	53.599	328.498	1.999.237
33019020	Extract oleoresins	512	512	16.384	16.384

Tabel 3 : Ekspor Indonesia menurut Komoditi ( Kode HS 8 digit )

Maret 2023

Kode H S	Uraian golongan barang	Berat bersih (Kg)		Nilai F.O.B. ( U S \$ )	
		Bulan ini	Kumulatif	Bulan ini	Kumulatif
(1)	(2)	(3)	(4)	(5)	(6)
33019090	Concentrates of essential oils in fats, in fixed oils, in waxes or the like, obtained by enfleurage or maceration, terpenic by-products of the deterpenation of essential oils	75.162	221.188	1.087.414	3.683.797
33021010	Odoriferous alcoholic preparations of a kind used in the manufacture of alcoholic beverages, in liquid form	2.698	19.814	38.454	257.023
33021020	Odoriferous alcoholic preparations of a kind used in the manufacture of alcoholic beverages, in other forms	850	9.100	27.740	221.826
33021030	Other of a kind used in the food or drink industries not containing alcohol	290.018	816.918	2.857.469	7.805.600
33021090	Odoriferous alcoholic preparations of a kind used in the food or drink industries, other than HS 33021010-33021020	774.842	2.048.683	8.522.042	21.591.165
33029000	Odoriferous substances and mixtures, used as raw materials in industries other than the food or drink industries	477.213	1.176.818	7.615.060	20.851.191
33030000	Perfumes and toilet waters	693.967	2.082.834	10.552.186	29.548.043
33041000	Lip makeup preparations	1.787	10.207	108.344	320.703
33042000	Eye makeup preparations	14.514	45.146	92.321	366.105
33043000	Manicure and pedicure preparations	4.222	7.062	265.479	348.400
33049100	Beauty or make up preparations, powders, whether or not compressed	232.792	739.482	714.092	2.873.451
33049920	Antiacne preparations	46.565	98.680	205.567	504.519
33049930	Face or skin creams and lotions other than antiacne preparations	1.158.876	3.377.639	4.092.854	11.477.132
33049990	Beauty/make up preparat, for the care of the skin (incl sunscreen or sun tan preparations), ot HS 33041000-33049930	1.150.291	3.823.023	7.401.944	24.557.552
33051010	Shampoos having antifungal properties	619.997	1.865.815	1.189.757	3.694.863
33051090	Shampoos not having antifugal properties	1.452.619	3.788.959	3.435.915	8.670.373
33052000	Preparations for permanent waving or straightening	3.035	13.417	21.449	69.253
33053000	Hair lacquers	111	1.537	220	2.011
33059000	Preparations for use on the hair, other than shampoos, preparations for permanent waving or straightening and hair lacquer	589.179	1.992.048	3.485.926	12.117.576
33061010	Dentifrices in powders forms and pastes for dental prophylaxis	562.117	1.247.583	1.438.076	3.408.733
33061090	Dentifrices, other than in powders forms and pastes for dental prophylaxis	121.620	279.455	454.048	995.581
33062000	Yarn used to clean between the teeth (dental floss)	221	307	624	906
33069000	Prep for oral/dental hygiene, incl denture fixative pastes and powders,in individual retail packages,other than dentifrices	43.226	109.673	158.886	418.107
33071000	Preshave, shaving or aftershave preparations	1.852	22.280	5.248	62.903
33072000	Personal deodorants and antiperspirants	152.087	611.678	1.287.803	3.628.236
33073000	Perfumed bath salts and other bath preparations	2	16	34	90
33074110	Agarbatti and other odoriferous prep which operate by burning, Scented powders of a kind used during religious rites	127.241	358.109	48.152	150.771
33074190	Agarbatti and other odoriferous prep which operate by burning, other than scented powders of a kind used during religious rites	10.908	58.041	75.490	262.796
33074910	Room perfuming preparations, whether or not having disinfectant properties	118.409	342.346	670.231	1.974.649
33074990	Deodorising rooms, other than room perfuming preparations, whether or not having disinfectant properties	16.874	34.235	58.232	174.967
33079030	Papers and tissues, impregnated or coated with perfume or cosmetics	62.461	168.677	160.174	488.829
33079040	Perfumery or cosmetics, including depilatories, other than HS 33071000-33079030	6.674	20.866	38.530	177.073
33079050	Contact lens or artificial eye solutions	10.194	16.716	77.748	128.718
33079090	Perfumery, cosmetic or toilet preparations, other than HS 33071000-33079050	93.495	215.731	566.380	1.615.578
34011140	Medicated soap including disinfectant soap	2.720.782	7.092.159	5.125.075	13.330.360
34011150	Soap for toilet use including bath soap other than medicated soap	13.477.135	35.143.215	26.259.494	70.261.683

Tabel 3 : Ekspor Indonesia menurut Komoditi ( Kode HS 8 digit )

Maret 2023

Kode H S	Uraian golongan barang	Berat bersih (Kg)		Nilai F.O.B. ( U S \$ )	
		Bulan ini	Kumulatif	Bulan ini	Kumulatif
(1)	(2)	(3)	(4)	(5)	(6)
34011161	Soap and organic surface-active products and preparations for toilet use, nonwovens impregnated, coated or covered with soap or detergent in packings for retail sale	-	25	-	68
34011169	Soap and organic surface-active products and preparations for toilet use, of felt or nonwovens, impregnated, coated or covered with soap or detergent other than nonwovens in packings for retail sale	4.513	14.484	31.257	50.411
34011170	Soap and organic surface-active products and preparations for toilet use, of paper, impregnated, coated or covered with soap or detergent	-	146	-	529
34011190	Soap and organic surface-active products & preparations in the form of bars, cakes, moulded pieces or shapes, and paper, for toilet use, other than HS 34011161 & HS 34011170	1.512.651	2.958.936	1.454.530	2.922.255
34011920	Soap and organic surface-active products and preparations other than for toilet use, of paper, impregnated, coated or covered with soap or detergent	554	1.386	1.001	2.504
34011990	Soap and organic surface-active products and preparations in the form of bars, cakes, moulded pieces or shapes, and paper, other than for toilet use, other than HS 34011910-34011920	4.912.923	14.212.090	7.443.786	22.194.464
34012020	Soap chips	52.874.150	140.593.621	42.629.847	114.746.417
34012091	Soap in other forms of a kind used for flotation deinking of recycled paper, other than soap chips	946.000	1.491.000	880.403	1.427.496
34012099	Soap in other forms, other than soap chips and soap of a kind used for flotation deinking of recycled paper	155.913	1.262.101	131.180	1.220.300
34013000	Organic surfaceactive products&prep for washing the skin,in the form of liquid/cream&put up for retail, contain soap/not	1.170.433	2.917.353	3.441.763	8.516.395
34023110	Sulphonated alkylbenzenes	1.042.250	2.706.530	1.406.403	3.670.429
34023190	Linear alkylbenzene sulphonic acids and their salts other than Sulphonated alkylbenzenes	93.185	248.616	132.102	371.231
34023910	Sulphated fatty alcohols	3.707.391	9.548.639	5.494.801	14.309.676
34023990	Other linear alkylbenzene sulphonic acids and their salts other than sulphated fatty alcohols	521.800	1.386.130	889.115	2.507.112
34024100	Cationic	67.294	331.151	127.012	734.318
34024210	Hydroxyl-terminated polybutadiene	38	21.524	517	27.996
34024290	Non ionic other than Hydroxyl-terminated polybutadiene	436.546	621.235	832.168	1.266.111
34024910	Other than cationic and non-ionic suitable for use in fire-extinguishing preparations	-	5.068	-	10.399
34024990	Other than cationic and non-ionic not suitable for use in fire-extinguishing preparations	1.334.167	2.973.840	1.409.697	3.241.405
34025011	Surface-active preparations put up for retail sale in liquid form	1.205.181	3.939.959	1.145.268	3.901.368
34025012	Anionic washing preparations or cleaning preparations, including bleaching, cleansing or degreasing preparations put up for retail sale in liquid form	5.028.487	13.805.637	3.505.475	9.892.326
34025019	Preparations put up for retail sale o.t surface-active preparations and anionic washing preparations or cleaning preparations, including bleaching, cleansing or degreasing preparations in liquid form	4.992	34.771	7.541	51.019
34025091	Surface-active preparations put up for retail sale in other than liquid form	3.192	20.998	1.862	14.543
34025092	Anionic washing preparations or cleaning preparations, including bleaching, cleansing or degreasing preparations put up for retail sale in other than liquid form	13.486.284	36.542.822	11.671.079	31.320.926
34025099	Preparations put up for retail sale o.t surface-active preparations & anionic washing preparations or cleaning preparations, includ bleaching, cleansing or degreasing preparations in o.t liquid form	16.862	23.224	42.729	56.636
34029011	Anionic wetting agents in liquid form	14.899	168.899	46.231	302.088

Tabel 3 : Ekspor Indonesia menurut Komoditi ( Kode HS 8 digit )

Maret 2023

Kode H S	Uraian golongan barang	Berat bersih (Kg)		Nilai F.O.B. ( U S \$ )	
		Bulan ini	Kumulatif	Bulan ini	Kumulatif
(1)	(2)	(3)	(4)	(5)	(6)
34029012	Anionic washing or cleaning preparations, including bleaching, cleansing or degreasing preparations in liquid form	417.642	949.156	381.163	1.041.297
34029013	Washing/cleaning preparations, including bleaching, cleansing/degreasing prep in liquid form other than anionic prep	78.056	175.206	79.169	171.361
34029014	Anionic surface active preparations in liquid form other than anionic wetting agents and washing preparations	6.444	23.058	11.802	55.152
34029019	Surf active prep, wash prep incl aux wash&clean prep,cont soap/not,in liq form, oth than HS3401, 34029011-34029014, retail	218.227	748.588	403.977	1.424.287
34029091	Anionic wetting agents not in liquid form	9	19.259	2	45.341
34029092	Anionic washing or cleaning reparations,including bleaching,cleansing or degreasing preparations not in liquid form	4.596	7.624	2.468	11.220
34029093	Washing/cleaning preparations, including bleaching, cleansing/degreasing prep not in liquid form other than anionic prep	5.007	60.012	8.137	119.936
34029094	Anionic surface active preparations not in liquid form other than anionic wetting agents and washing preparations	2.680	2.680	3.900	3.900
34029099	Surface active prep,wash prep incl aux wash&clean prep,cont soap/not,not in liq form,oth than of 3401,HS 34029091-34029094	915.553	1.617.170	2.343.136	4.143.092
34031111	Liquid lubricating oil prep, for treatm of textile,or oth material, containing petroleum oil/oil from bituminous mineral	5.677	12.570	9.149	36.552
34031119	Prep for treatm of textile/oth material,in liquid form,contain petrol oil/oil from bituminous mineral, other than lubricating	15.585	16.197	34.745	35.838
34031190	Prep for treatm of textile/oth material, contain petrol oil/oil from bituminous mineral, other than in liquid form	18.114	18.610	54.805	55.606
34031911	Lubricating preparations for aircraft engines,contain petroleum oil/oil from bituminous mineral, in liquid form	14	270	195	4.176
34031912	Lubricating prep cont. petroleum oil, not for treatment textile material/leather/furskins cont. silicone oil in liquid	7	37	146	1.009
34031919	Lubricate prep cont petrol oil not for treatment textile/leather/furskin/aircraft engine not cont silicone oil in liquid	20.440	38.443	32.049	55.244
34031990	Lubricating preparation containing petroleum oil not for treatment textile material/leather/furskins, not in liquid form	92.787	243.609	218.372	568.360
34039111	Lubricating preparation contain silicone oil-for treatment of textile/leather/furskins, not contain petrol,in liquid form	40	155	12.000	48.000
34039119	Lubricating prep for treatment of textile/leather/furskins, not contain petrol, in liquid form, other than contain silicone oil	3.300	5.400	10.166	19.627
34039190	Lubricating prep for treatment of textile/leather/furskins, not contain petrol, other than in liquid form	18.974	35.124	35.182	59.218
34039911	Lubricating preparations for aircraft engines, not contain petroleum oil/oil from bituminous mineral, in liquid form	1	5	10	261
34039912	Lubricating prep contain silicone oil not for treatment of textile/leather/furskins,not contain petrol,in liquid form	-	6	-	22
34039919	Lubricating prep not cont petrol,not for treatment of textile/leather/furskins/aircraft,not cont silicone oil,in liquid	41.222	46.878	119.254	129.836
34039990	Lubricating preparations,not containing petroleum oil,not for treatment of textile/leather/furskins, not in liquid form	139.301	472.862	263.396	1.034.982
34042000	Waxes, artificial and prepared, of poly(oxyethylene) (polyethylene glycol)	42.403	52.689	63.970	121.843
34049010	Waxes, artificial and prepared, of lignite chemically modified, other than poly (oxyethylene) (polyethylene glycol)	-	1	-	1

Tabel 3 : Ekspor Indonesia menurut Komoditi ( Kode HS 8 digit )

Maret 2023

Kode H S	Uraian golongan barang	Berat bersih (Kg)		Nilai F.O.B. ( U S \$ )	
		Bulan ini	Kumulatif	Bulan ini	Kumulatif
(1)	(2)	(3)	(4)	(5)	(6)
34049090	Artificial waxes & prepared waxes, other than HS 34042000-34049010	4.306.893	11.266.293	6.445.480	16.858.732
34051000	Polishes, creams and similar preparations for footwear or leather	18.122	70.941	92.953	374.766
34052000	Polishes, creams and similar preparations for the maintenance of wooden furniture, floors or other woodwork	502	807	1.992	3.963
34053000	Polishes and similar preparations for coachwork, other than metal polishes	10.398	10.924	35.080	37.839
34054000	Scouring pastes and powders and other scouring preparations	381	1.492	1.342	6.019
34059010	Metal polishes	-	34	-	685
34059090	Polishes & creams, scouring pastes & powders & similar preparations, excluding waxes of HS 3404, oth HS 34051000-34059010	4.368	4.849	4.664	9.826
34060000	Candles, tapers and the like	247.803	613.949	595.100	1.480.312
34070010	Modelling pastes, including those put up for children's amusement	-	19	-	565
34070020	Prep known as dental wax/dental impression compounds, in set, for retail/in plate, horseshoe shapes, stick/similar forms	12	16	41	90
34070030	Preparations for use in dentistry, with a basis of plaster (of calcined gypsum or calcium sulphate)	2	2	94	94
35022000	Milk albumin, including concentrates of two or more whey proteins	2.000	2.072	126	268
35030049	Gelatin and gelatin derivatives oth in powder form with a bloating level of A250 or B230 or higher on the Bloom scale	3	54	34	161
35030069	Other glues of animal origin other than fish glues	2.000	3.114	598	1.112
35040000	Peptones and their deriv, oth protein substances and their deriv, not specified or included, hide powder, chromed or not.	40.009	82.456	14.899	76.745
35051010	Dextrins, soluble or roasted starches	43.900	68.300	36.610	58.725
35051090	Dextrins, other than soluble or roasted starches	1.138.218	2.939.987	2.018.474	5.465.658
35052000	Glues, based on starches, or on dextrins or other modified starches	3.314	9.030	22.364	33.889
35061000	Products suitable for use as glues or adhesives, put up for retail sale as glues or adhesives, net weight ≤ 1 kg	193.080	502.146	1.205.304	3.349.452
35069110	Optically clear free-film adhesives and optically clear curable liquid adhesives of a kind used solely or principally for the manufacture of flat panel displays or touch-sensitive screen panels	24.219	86.083	52.541	238.120
35069190	Optically clear free-film adhesives and optically clear curable liquid adhesives not of a kind used solely or principally for the manufacture of flat panel displays or touch-sensitive screen panels	551.975	1.683.464	1.324.415	4.073.314
35069900	Glues and other adhesives, prepared, n.e.c. in heading no. 3506, not exceeding a net weight of 1kg	102.018	265.597	447.050	1.077.470
35079000	Enzymes, other than rennet & concentrates thereof	96.693	156.141	988.570	2.080.639
36031000	Safety fuses	120	120	398	398
36036000	Electric detonators	600	600	28	28
36049020	Miniature pyrotechnic munitions and percussion caps for toys	-	7	-	97
36049040	Signalling flares	-	80	-	200
36049090	Pyrotechnic products, n.e.c. in heading 3604	4.985	23.213	17.065	71.332
36050000	Matches, other than pyrotechnic articles of heading 3604	284.559	643.415	499.663	1.067.083
36061000	Liquid/liquefied-gas fuels in containers, used for filling/refilling cigarette/similar lighters & of a capacity ≤ 300 cm <sup>3</sup>	-	25	-	15
37011000	Photographic plates and film, for X-ray, in the flat, sensitised, unexposed, of any material oth paper, paperboard/textiles	-	29	-	7.151
37012000	Instant print film	76	76	7.999	7.999
37013000	Photographic plates and film in the flat, sensitised, unexposed, with any side exceeding 225mm, other than for X-ray and instant print film	-	450	-	22.149



Tabel 3 : Ekspor Indonesia menurut Komoditi ( Kode HS 8 digit )

Maret 2023

Kode H S	Uraian golongan barang	Berat bersih (Kg)		Nilai F.O.B. ( U S \$ )	
		Bulan ini	Kumulatif	Bulan ini	Kumulatif
(1)	(2)	(3)	(4)	(5)	(6)
37019910	Photographic plates and film in the flat, oth colour photography, of a kind suitable for use in the printing industry	85	85	420	420
37019990	Photographic plates and film in the flat, oth colour photography, not suitable for use in the printing industry	-	17	-	139
37023100	Photographic film in rolls without perforations, of a width not exceeding 105 mm, for colour photography (polychrome)	-	2	-	96
37023900	Photographic film in rolls without perforations, of a width not exceeding 105 mm, other than HS 37023100 & HS 37023200	-	26	-	7.307
37024400	Photo film in roll without perforat, width>105mm but ≤610mm, other than color photo,use in medic,surgical,dental/veterinary,sciences/in print industry	4	4	600	600
37025490	Photographic film in rolls, for polychrome,,16 mm < width ≤ 35 mm, of a length ≤ 30 m, other than for slide, use in other than medic,surgical,dent/vet,sci/in print ind	620	891	177.045	222.598
37029890	Photographic film in rolls, width > 35 mm, length < 120 m, not suitable for use in cinematography	5	14	1.170	3.397
37031090	Photographic paper, paperboard & textiles,sensitised,unexposed n rolls of a width > 610 mm but exceeding 1,000 mm	1.379	10.311	3.699	14.449
37032000	Photographic paper, paperboard & textiles,sensitised,unexposed, for colour photography (polychrome)	-	20	-	100
37039000	Photographic paper, paperboard & textiles, (for other than colour photography&in rolls of a width >610mm), sensitised,unexposed	14	115	20	170
37040010	X-ray plates or film	-	30	-	1.882
37050090	Photographic plates and film, exposed and developed, other than cinematographic film, other than X-ray and microfilm	55	266	7.258	158.213
37071000	Sensitising emulsions	-	8	-	10
37079090	Chemical preparations for photographic uses, other than flashlight materials not sensitising emulsions	952	5.702	18.765	114.576
38011000	Artificial graphite	10.520	31.089	19.241	59.072
38019000	Preparations based on graphite/other carbon, blocks, plates/oth semi-manufactures, other than HS 38011000-38013000	-	701	-	3.164
38021010	Activated carbon based on coconut shell charcoal	1.415.036	4.285.004	2.369.343	6.711.254
38021090	Activated carbon based on other than coconut shell charcoal	435.048	1.196.848	532.230	1.835.155
38029010	Activated bauxite	3.500	3.500	3.675	3.675
38029020	Activated clays or activated earths	12.128.700	31.460.158	4.272.935	11.438.955
38029090	Animal black, including spent animal black, other than activated bauxite, activated clays or activated earths	1.562.700	3.913.330	178.104	465.501
38040090	Resid lyes from the manufact of wood pulp,Oth than concentrate sulphite lye and Calcium lignin sulphonat binder	-	3.951	-	11.008
38051000	Gum, wood or sulphate turpentine oils	1.882.205	5.309.605	4.587.705	13.474.362
38061000	Rosin and resin acids	8.454.203	28.580.104	10.480.799	35.975.967
38062000	Salts of rosin, of resin acids or of derivatives of rosin or resin acids, other than salts of rosin adducts	133.200	400.100	250.416	759.933
38063090	Ester gums other than in blocks	14.000	72.000	29.050	151.386
38069010	Rosin spirit and rosin oils, n.e.c. in heading no. 3806, run gums in blokcks	13.910	13.910	22.260	22.260
38069090	Rosin spirit and rosin oils, other than HS 38061000-38069010, rum gums other than in blokcks	15.000	15.006	28.422	28.432
38070000	Wood tar, wood tar oils, wood creosote, wood naphtha, vegetable pitch, brewers' pitch and similar preparations based on rosin, resin acids or on vegetable pitch	4	4	57	57
38085210	Wood preservatives, being preparations oth than surface coatings, cont insecticid/fungicid, in packing w ≤ 300 g,	2	2	357	1.116
38085220	Fungicides and insecticides in aerosol containers, in packing w ≤ 300 g,	-	2.800	-	7.271

Tabel 3 : Ekspor Indonesia menurut Komoditi ( Kode HS 8 digit )

Maret 2023

Kode H S	Uraian golongan barang	Berat bersih (Kg)		Nilai F.O.B. ( U S \$ )	
		Bulan ini	Kumulatif	Bulan ini	Kumulatif
		(3)	(4)	(5)	(6)
38085290	DDT, in packing w≤300 g, other than wood preservatives, being preparations oth than surface coatings, cont insecticid/fungicid and fungicides and insecticides in aerosol containers	2.717	8.465	7.103	15.996
38085911	Insecticides, in aerosol containers	7.957	17.250	18.149	42.255
38085919	Insecticides, other than in aerosol containers	9.400	77.851	10.770	90.829
38085921	Fungicides, in aerosol containers	92.164	203.549	293.329	652.200
38085929	Fungicides, other than in aerosol containers	-	2.550	-	9.598
38085931	Herbicides, in aerosol containers	-	1.160	-	1.350
38085939	Herbicides, other than in aerosol containers	680	18.733	1.050	19.720
38085950	Herbicides, Plantgrowth regulators	615	10.835	1.340	52.434
38085960	Herbicides, Disinfectants	50.499	274.384	101.471	557.125
38086110	Mosquito repellent coils,in packings of a net weight content ≤ 300 g	146	241	1.082	1.610
38086120	Mosquito repellent mats, in packings of a net weight content ≤ 300 g	-	798	-	1.542
38086130	In aerosol cans, in packings of a net weight content ≤ 300 g	713	19.598	1.805	62.100
38086140	Goods specified in Subhead Note 2 to this Chap,In liquid form,in pack of net weight content ≤ 300g	16.243	23.078	382.064	572.711
38086150	Goods specified in Subhead Note 2 to this Chap,having deodorising function,in pack, w≤ 300g	-	227	-	98
38086190	Good specifd in Subhead Note 2 to this Chapt,in packing of a net weight ≤ 300 g, other than HS 38086110 - 38086150	20	20	30	30
38086220	Mosquito repellent coils, in packings of a net weight content > 300 g but not exceeding 7.5 kg	-	90	-	112
38086240	Aerosol cans, in packings of a net weight content > 300 g but not exceeding 7.5 kg	33.488	105.636	116.315	362.849
38086250	Liquid form, in packings of a net weight content > 300 g but not exceeding 7.5 kg	21.658	47.373	356.030	742.047
38086290	Good specifd in Subhead Note 2 this Chapt,packings of 300g < net weight ≤7.5kg, other than HS38086210-38086250	1	512	10	529
38086990	Moulding into mosquito coils other than powder, in packings of a net weight content >7.5kg	28.240	84.373	186.299	657.345
38089110	Insecticides, Intermediate preparat contain 2-(methylpropyl-phenol methylcarbamate)	34.133	273.085	39.991	321.063
38089120	Insecticides, powder for moulding into mosquito coil	52.453	66.846	43.373	79.103
38089130	Insecticides, in aerosol containers	108.610	214.384	328.073	700.961
38089140	Insecticides, mosquito repellent coils	1.317.968	3.475.473	1.862.703	4.805.550
38089150	Insecticides, mosquito repellent mats	57.200	159.396	403.928	1.550.791
38089199	Insecticides, other than HS 38089110-38089191	699.425	2.299.437	10.712.976	30.749.454
38089219	Fungicides, in aerosol containers, with a validamycin content exceeding 3 % by net weight	135.480	440.064	1.536.162	4.046.438
38089290	Fungicides, other than in aerosol containers	157.538	379.868	3.320.553	8.761.941
38089311	Herbicides, in aerosol containers	120	4.288	45	3.558
38089319	Herbicides, other than in aerosol containers	1.729.550	3.127.943	14.695.712	44.532.926
38089330	Plant-growth regulators	3.520	33.671	13.470	382.897
38089420	Disinfectants, other than containing mixtures of coal tar acid and alkalis, in aerosol containers	6.545	10.366	29.671	46.233
38089490	Disinfectants, other than containing mixtures of coal tar acid and alkalis, other than in aerosol containers	86.431	169.809	246.001	475.724
38089990	Wood preservatives, other than containing insecticides or fungicides	136.043	497.827	508.961	1.703.018
38099110	Finishing agents, dye carriers to accelerate dyeing or fixing of dye-stuffs with other than amylaceous substances, of a kind used on the textile or like industries, softening agents	259.387	515.240	471.750	787.468
38099190	Finishing agents, dye carriers to accelerate dyeing or fixing of dye-stuffs with other than amylaceous substances, of a kind used on the textile or like industries, other than softening agents	1.292.460	3.277.226	2.766.003	7.104.641
38099200	Finishing agents, dye carriers to accelerate dyeing or fixing of dye-stuffs with other than amylaceous substances, of a kind used in the paper or like industries	1.151.395	2.841.752	973.326	2.356.565

Tabel 3 : Ekspor Indonesia menurut Komoditi ( Kode HS 8 digit )

Maret 2023

Kode H S	Uraian golongan barang	Berat bersih (Kg)		Nilai F.O.B. ( U S \$ )	
		Bulan ini	Kumulatif	Bulan ini	Kumulatif
(1)	(2)	(3)	(4)	(5)	(6)
38099300	Finishing agents, dye carriers to accelerate dyeing or fixing of dye-stuffs with other than amylaceous substances, of a kind used in the leather or like industries	16.820	67.406	44.490	108.951
38109000	Fluxes&oth auxiliary preparation, for soldering, brazing/welding, or prep use as cores/coat for welding electrodes/rods	3.580	17.838	59.626	209.892
38111900	Anti-knock preparations, other than those based on lead compounds	96.694	288.533	207.633	673.583
38112190	Lubricating oil additives, containing petroleum oils or oils obtained from bituminous minerals, not for retail sale	-	6.552	-	56.488
38112900	Lubricating oil additives, not containing petroleum oils or oils obtained from bituminous minerals	6	6	2	2
38119010	Oxidation and gum inhibitors, viscosity improvers, anti-corrosive preparation, rust preventatives or corrosion inhibitor	24.153	136.247	48.566	266.257
38119090	Oxidation&gum inhibitor, viscosity improver, anti-corrosive prep, oth prep additive mineral oil/liquid, n.e.c. in heading 3811	49.800	94.952	83.590	156.535
38121000	Rubber accelerators, prepared	12.020	62.212	30.670	145.818
38122000	Plasticisers, compound, for rubber or plastics	317.623	1.357.899	2.492.851	10.899.821
38123100	Anti-oxidise prepar and other compound stabiliser;for rubber/plastic, mix of oligomer of 2,2,4-trimethyl-1,2-dihydroquinoline	20.000	120.000	7.280	44.080
38123900	Anti-oxidising preparations and other compound stabilisers, for rubber or plastics, other than 3812.31.00	378.919	1.310.036	2.203.386	8.670.681
38130000	Fire-extinguishers, preparations and charges and charged fire-extinguishing grenades	23.004	23.099	32.007	32.994
38140000	Organic composite solvents and thinners, not elsewhere specified or included, prepared paint or varnish removers.	99.064	322.798	234.691	870.856
38151100	Catalyst,support; reaction initiator/accelerator&catalytic prep, with nickel/nickel compound as the active substance	47.150	104.346	134.428	206.220
38151200	Catalyst,support; reaction initiator/accelerator&catalytic prep, with precious metal or compounds as the active substance	17.998	93.286	11.483.025	38.013.549
38151900	The supported catalysts, other than HS 38151100 - 38151200	14	177	769	2.399
38159000	Reaction initiators, reaction accelerators and catalytic preparations, unsupported, n.e.c. or included	50.947	193.790	57.690	972.857
38160010	Refractory cements, other than products of heading no. 3801	70.125	225.748	143.899	367.035
38160020	Dolomite ramming mix, other than products of heading no. 3801	5	5	1	1
38160090	Mortars, concretes & similar compositions, other than products of heading 3801.	37.951	201.701	17.316	127.813
38170000	Mixed alkylbenzenes & mixed alkyl naphthalenes, other than those of heading 2707 or 2902.	2.095.321	7.863.048	3.350.256	12.554.400
38180000	Chemical elementsDopedFor use in electronics, in Discs Form, wafer/similarForm, chemical Compound Doped For use in electronic	11.063	35.316	2.671.994	8.490.063
38190000	Hydraulic brake fluid&oth prep liquid hydraulic transmission nor contain ≤70% weight petrol oil/obtain bitumin mineral	29.938	94.267	62.951	175.404
38200000	Anti-freezing preparations and prepared de-icing fluids.	350.215	1.531.593	520.129	2.562.284
38210010	Prepared culture media for the development of microorganisms	-	2	-	351
38210090	Prepared culture media for the development of plant, human or animal cells	-	2.425	-	4.884
38221300	Diagnostic/laboratory reagents on a backing, prepared diagnostic/laboratory reagents whether/not on a backing, whether/not put up in the form of kits, For blood-grouping	-	102	-	2.034
38221900	Diagnostic/laboratory reagents on a backing, prepared diagnostic/laboratory reagents whether/not on a backing, whether/not put up in the form of kits, For other than malaria, zka and blood-grouping	6.339	6.524	36.487	39.370

Tabel 3 : Ekspor Indonesia menurut Komoditi ( Kode HS 8 digit )

Maret 2023

Kode H S	Uraian golongan barang	Berat bersih (Kg)		Nilai F.O.B. ( U S \$ )	
		Bulan ini	Kumulatif	Bulan ini	Kumulatif
(1)	(2)	(3)	(4)	(5)	(6)
38229010	Other than those of heading 3006, certified reference materials, Sterilisation indicator strips and tapes	110	122	7.749	8.764
38229090	Other than those of heading 3006, certified reference materials, other than Sterilisation indicator strips and tapes	1	197	155	67.280
38231100	Industrial monocarboxylic fatty acids, stearic acid	72.590.912	187.726.266	74.165.101	190.666.659
38231200	Industrial monocarboxylic fatty acids, oleic acid	21.507.037	44.051.257	20.524.453	42.638.356
38231300	Industrial monocarboxylic fatty acids, tall oil fatty acids	13.028	27.428	36.816	67.997
38231911	Industrial monocarboxylic fatty acids, acid oils from refining, coconut acid oil	2.174.826	5.245.161	1.805.434	4.258.978
38231919	Industrial monocarboxylic fatty acids, acid oils from refining, other than coconut acid oil	73.841.007	156.988.585	64.279.569	134.464.238
38231920	Industrial monocarboxylic fatty acids, other than acid oils from refining, palm fatty acid distillate	116.475.191	449.209.810	79.290.334	319.897.484
38231930	Industrial monocarboxylic fatty acids, other than acid oils from refining, palm kernel fatty acid distillate	8.312.590	28.185.037	6.281.889	21.249.401
38231990	Industrial monocarboxylic fatty acids, other than acid oils from refining, other than palm fatty acid distillate and palm kernel fatty acid distillate	105.925.217	283.244.160	102.820.559	286.769.916
38237010	Industrial fatty alcohols, in the form of wax	674.958	1.951.314	1.097.129	3.399.238
38237090	Industrial fatty alcohols other than in the form of wax	55.896.328	189.444.989	75.261.792	249.563.060
38241000	Prepared binders for foundry moulds or cores	309.034	818.643	302.831	745.749
38244000	Prepared additives for cements, mortars or concretes	780.275	2.292.897	653.512	1.984.062
38245000	Non-refractory mortars and concretes	492.756	1.410.452	229.672	587.433
38246000	Sorbitol other than that of subheading 290544	3.356.238	8.244.534	2.352.087	5.875.023
38248100	Goods specified in Subheading Note 3 to this Chapter, containing oxirane (ethylene oxide)	11	33	3	7
38248900	Goods specified in Subheading Note 3 to this Chapter, containing short-chain chlorinated paraffins	2	2	1	1
38249100	Mixtures and preparations consisting mainly of methyl methyl methylphosphonate and bis methylphosphonate	0	33.584	1	70.553
38249910	Ink removers, stencil correctors, other correcting fluids & correction tapes(other than head 9612), packings for retail sale	382.218	841.593	783.357	1.542.316
38249930	Copying pastes with a basis of gelatin, whether presented in bulk/ ready for use (i.e: on a paper or textile backing)	480	3.275	1.915	12.294
38249940	Chemical products & preparations of the chemical or allied industries, composite inorganic solvents	10.871.618	24.252.217	8.837.744	20.737.986
38249950	Chemical products & preparations of the chemical or allied industries, acetone oil	19.647	41.405	29.767	56.072
38249960	Chemical products & preparations of the chemical or allied industries, chemical preparations contain monosodium glutamate	489.838	1.451.796	1.081.275	3.371.002
38249970	Chemical product&prep of the chemical/allied industries, other chemical prep, of used in the manufacture of foodstuff	1.136.407	2.738.485	3.473.976	8.516.421
38249991	Chemical products & preparations of chemical/allied industries, naphthenic acids, their water insoluble salts & their esters	3.181.902	13.328.937	5.237.065	18.295.808
38249999	Prepared binders for foundry moulds/cores; chemical product&prep of chemical/allied industry; other than HS 38241000-38249991	4.240.931	7.653.395	3.312.146	5.325.646
38252000	Residual products of the chemical or allied industries, not elsewhere specified or included: sewage sludge	-	12	-	2
38256900	Residual products, other wastes from chemical or allied industries, other than mainly containing organic constituents	3.011.467	3.011.493	3.031	3.050
38259000	Residual products of the chemical/allied industries, not elsewhere specified/included, other than HS 38251000 - 38256900	-	15	-	189
38260021	Biodiesel, not containing petroleum oil, Palm Methyl Ester, with ester alkyl content ≥96.5 % but < 98 %	10.000.243	10.000.243	10.500.255	10.500.255
38260022	Biodiesel, not containing petroleum oil, Palm Methyl Ester with ester alkyl content > 98 %	81.838.084	185.563.470	74.827.954	172.007.816

Tabel 3 : Ekspor Indonesia menurut Komoditi ( Kode HS 8 digit )

Maret 2023

Kode H S	Uraian golongan barang	Berat bersih (Kg)		Nilai F.O.B. ( U S \$ )	
		Bulan ini	Kumulatif	Bulan ini	Kumulatif
(1)	(2)	(3)	(4)	(5)	(6)
38260029	Biodiesel, not containing petroleum oil, Palm Methyl Ester with ester alkyl content < 96.5 %	-	273.000	-	152.880
38260090	Biodiesel and mixtures thereof, containing <70 % by weight of petroleum oils or oils obtained from bituminous minerals.	89.110	186.700	62.823	131.624
38279000	Mixtures containing halogenated derivatives of methane, ethane or propane, not elsewhere specified or included, other than HS 38271110-38276900	1	2	33	65
39011012	Ethylene polymers, polyethylene w/ specific gravity of < 0.94, in liquid/paste form, Polyethylene containing 5 % or less alpha-olefin monomers)	52.022	120.322	59.293	130.476
39011019	Ethylene polymers, polyethylene w/ specific gravity of < 0.94, in liquid/paste form, oth than Polyethylene containing 5 % or less alpha-olefin monomers)	54.911	82.163	77.318	109.033
39011092	Ethylene polymers, polyethylene w/ specific gravity of < 0.94, in oth than liquid/paste form, Polyethylene containing 5 % or less alpha-olefin monomers)	3.276.500	8.377.425	3.596.462	9.124.406
39011099	Ethylene polymers, polyethylene w/ specific gravity of < 0.94, in oth than liquid/paste form, oth than Polyethylene containing 5 % or less alpha-olefin monomers)	9.676.391	18.907.678	10.284.084	20.051.167
39012000	Ethylene polymers, in primary forms, polyethylene having a specific gravity of > 0.94	3.211.285	10.145.320	3.538.866	11.044.854
39013000	Ethylene polymers, in primary forms, ethylene-vinyl acetate copolymers	209.312	640.659	409.438	1.133.518
39014000	Ethylene polymers, in primary forms, ethylene-alpha-olefin copolymers, having a specific gravity of < 0.94	3.986.940	12.275.227	2.857.533	8.598.494
39019090	Ethylene polymers, in primary forms, other than 3901.10 - 3901.40, other than in dispersion	9.035.235	19.995.248	7.823.115	17.405.484
39021040	Polypropylene in primary forms, granules, pellets, beads, flakes, chips and similar forms	325.842	1.246.605	459.439	2.334.016
39021090	Polypropylene in primary forms, other than in dispersion, granules, pellets, beads, flakes, chips and similar forms	889.499	2.487.871	487.513	1.444.782
39022000	Polyisobutylene, in primary forms	-	3	-	12
39023030	Propylene copolymers, in the form of liquids or pastes	286	686	1.356	3.465
39023090	Propylene copolymers, other than in the form of liquids or pastes	532.707	991.196	635.803	1.330.640
39029010	Propylene, oth olefin polymers, oth HS 39021000 - 39023000, chlorinated polypropylene suitable in printing ink formulation	-	216	-	3.284
39029090	Propylene, oth olefin polymers, oth HS 39021000-39023000, oth than chlorinated polypropylene suitable in printing ink formulation	467.502	773.332	346.480	547.505
39031110	Polystyrene, expansible, in the form of granules	230.483	697.636	525.847	1.672.247
39031190	Polystyrene, expansible, in the form of other than granules	357	1.486	1.992	8.214
39031910	Polystyrene, other than expansible, in dispersion	1.708.090	3.160.590	661.672	1.221.320
39031920	Polystyrene, other than expansible, in granules, pellets, beads, flakes, chips and similar forms	337.719	1.111.118	357.636	1.237.919
39031990	Polystyrene, other than expansible, other than in dispersion, granules, pellets, beads, flakes, chips and similar forms	1.946.180	4.658.514	1.024.557	2.356.636
39032050	Styrene-acrylonitrile (SAN) copolymers, in non-aqueous dispersion	-	2	-	1
39032090	Styrene-acrylonitrile (SAN) copolymers, other than in aqueous and non-aqueous dispersion	80.300	84.500	61.287	74.139
39033040	Acrylonitrile-butadiene-styrene (ABS) copolymers, in aqueous dispersion	60.150	235.260	51.333	197.888
39033060	Acrylonitrile-butadiene-styrene (ABS) copolymers, in the form of granules	75	2.075	1.395	6.195
39033090	Acrylonitrile-butadiene-styrene (ABS) copolymers, oth than in aqueous and non-aqueous dispersion, in, and the form of granules	2.027.067	5.134.507	1.298.149	3.054.111
39039030	Polymers of styrene, in primary forms, oth than polystyrene, SAN, ABS, in dispersion	1.008.704	3.588.644	927.435	3.228.508

Tabel 3 : Ekspor Indonesia menurut Komoditi ( Kode HS 8 digit )

Maret 2023

Kode H S	Uraian golongan barang	Berat bersih (Kg)		Nilai F.O.B. ( U S \$ )	
		Bulan ini	Kumulatif	Bulan ini	Kumulatif
(1)	(2)	(3)	(4)	(5)	(6)
39039091	Polymers of styrene, in primary forms, oth than polystyrene, SAN, ABS, other than in dispersion, impact resistant polymers of styrene, having notched izod impact at 23 oC less than 80 J/m	-	0	-	7
39039099	Polymers of styrene, in primary forms, oth than polystyrene, SAN, ABS, other than in dispersion, oth than impact resistant polymers of styrene, having notched izod impact at 23 oC less than 80 J/m	2.387.632	4.930.983	2.924.537	6.217.872
39041010	Poly(vinyl chloride), not mixed with any other substances, homopolymers, suspension type	32.712.140	101.467.190	27.595.933	80.838.033
39041092	Poly(vinyl chloride), not mixed with any other substances, oth thn homopolymers suspension type, in the form of powder	108.000	1.314.000	98.109	1.230.697
39041099	Poly(vinyl chloride),not mixed with any oth substances,oth homopolymers suspension type,other than in the granules/powder form	2.021.603	6.198.926	1.625.007	4.598.960
39042190	Other poly(vinyl chloride), non-plasticised, in primary forms, in the form of other than granules and powder	-	39.064	-	17.200
39042220	Other poly(vinyl chloride), plasticised, in primary forms, in the form of granules	620.950	1.386.300	1.085.594	2.458.894
39042290	Other poly(vinyl chloride), plasticised, in primary forms, in the form of other than granules and powder	51	100.051	39	144.840
39043090	Vinyl chloride-vinyl acetate copolymers, in primary forms, other in the form of granules/powder	5.000	8.117	9.176	17.472
39046110	Fluoro-polymers, polytetrafluoroethylene, in primary forms, in the form of granules	30	30	3.371	3.371
39046120	Fluoro-polymers, polytetrafluoroethylene, in primary forms, in the form of powder	1	1	54	54
39046190	Fluoro-polymers,polytetrafluoroethylene, in primary forms, other than in form of granules/powder	1.201	1.227	25.344	29.065
39046990	Fluoro-polymers, other than polytetrafluoroethylene, in primary forms, in the form other than dispersion, granules, and powder	200	200	10.475	10.475
39049090	Vinyl chloride, oth halogenated olefin polymers, n.e.c. in heading no. 3904, other thn in form of dispersion/granules/powder	30	95	240	726
39051200	Poly(vinyl acetate), in aqueous dispersion, in primary forms	259.849	656.994	298.280	901.898
39051990	Poly(vinyl acetate), other than in aqueous dispersion, in primary forms, other than in the form of liquids or pastes	6.000	22.000	15.232	52.325
39052100	Vinyl acetate copolymers, in aqueous dispersion, in primary forms	87.100	169.960	111.213	261.042
39052900	Vinyl acetate copolymers, other than in aqueous dispersion, in primary forms	-	40.000	-	82.000
39053090	Poly(vinyl alcohol), whether or not containing unhydrolysed acetate groups, other than in dispersion	1	201	2	612
39059110	Other vinyl polymers in primary forms, copolymers, in dispersion	-	22	-	149
39059190	Other vinyl polymers in primary forms, copolymers, other than in dispersion	5.365	5.391	129.614	129.919
39059990	Other vinyl polymers in primary forms, other than copolymers, other than in aqueos and non-aqueos dispersion	14.920	114.923	263.709	371.425
39061010	Acrylic polymers, poly(methyl methacrylate), in primary forms, in dispersion	386.832	942.482	371.916	909.584
39061090	Acrylic polymers, poly(methyl methacrylate), in primary forms, other than in dispersion	239.291	582.424	347.114	935.699
39069020	Acrylic polymers, other than poly(methyl methacrylate), in primary forms, in dispersion	4.498.236	14.500.364	5.155.542	13.999.407
39069092	Acrylic polymers, other than poly(methyl methacrylate), in primary forms,other than in dispersion, sodium polyacrylate	1.542.316	3.765.310	2.167.939	5.291.934

Tabel 3 : Ekspor Indonesia menurut Komoditi ( Kode HS 8 digit )

Maret 2023

Kode H S	Uraian golongan barang	Berat bersih (Kg)		Nilai F.O.B. ( U S \$ )	
		Bulan ini	Kumulatif	Bulan ini	Kumulatif
(1)	(2)	(3)	(4)	(5)	(6)
39069099	Acrylic polymers, other than poly(methyl methacrylate), in primary forms, other than in dispersion, other than sodium polyacrylate	1.589.005	4.250.912	2.572.238	6.792.761
39071000	Polyacetals, in primary forms	114.251	392.676	104.327	224.344
39072100	Other polyethers, in primary forms, bis(poxyethylene) methylphosphonate	28.800	64.803	75.872	170.329
39072910	Other polyethers, in primary forms, other than bis(poxyethylene) methylphosphonate, polytetramethylene ether glycol	453.760	461.720	656.590	725.352
39072990	Other polyethers, in primary forms, other than bis(poxyethylene) methylphosphonate, other than polytetramethylene ether glycol	15.226	272.115	33.284	832.192
39073020	Epoxide resins, in primary forms, of a kind used for coating, in powder form	417	422	1.010	1.029
39073030	Epoxide resins, in primary forms, in the form of liquids or pastes	21.682	24.242	18.458	27.294
39073090	Epoxide resins, in primary forms, other than of a kind used for coating in powder form, other than in liquids/pastes form	14.905	122.534	65.539	393.036
39074000	Polycarbonates, in primary forms	2.239.190	4.777.028	1.644.053	3.190.556
39075010	Alkyd resins, in primary forms, in the form of liquids or pastes	839.328	2.133.926	1.277.256	3.267.813
39075090	Alkyd resins, in primary forms, other than in the form of liquids or pastes	829.559	2.109.321	1.300.740	3.406.063
39076100	Poly(ethylene terephthalate), in primary forms, having a viscosity of 78ml/g or higher	5.851.281	21.190.599	7.382.330	24.570.576
39076910	Poly(ethylene terephthalate), in primary forms, having a viscosity of less than 78ml/g, in the form granules	2.524.722	7.311.803	1.145.317	4.833.871
39076990	Poly(ethylene terephthalate), in primary forms, having a viscosity of less than 78ml/g, other than in the form granules	9.553.707	19.769.740	9.202.794	18.751.084
39079130	Polyesters, n.e.c. in heading no. 3907, unsaturated, in primary forms, in the form of liquids or pastes	180.000	183.654	282.600	301.220
39079190	Polyesters, n.e.c. in heading no. 3907, unsaturated, in primary forms, other than in the form of liquids or pastes	-	96.974	-	203.068
39079940	Polyester, n.e.c. in heading no. 3907, saturated, in primary forms, of a kind used for coating, in powder form	17.028	70.830	81.142	367.606
39079990	Polyesters, n.e.c. in heading no. 3907, saturated, in primary forms, other than of a kind used for coating in powder form, thermoplastic liquid crystal aromatic polyester copolymers, and PBS	1.125.145	4.054.259	1.072.127	4.009.914
39081010	Polyamide-6, in primary forms	2.595.538	6.316.998	3.580.943	8.580.011
39081090	Polyamide-11, -12, -6,6, -6,9, -6,10 or -6,12, in primary forms	355.469	623.189	314.598	625.900
39089000	Polyamides, other than Polyamide-6, -11, -12, -6,6, -6,9, -6,10 or -6,12, in primary forms	15.018	222.393	31.268	84.414
39091010	Urea resins, thiourea resins, in primary forms, moulding compounds	-	200	-	970
39091090	Urea resins, thiourea resins, in primary forms, other than moulding compounds	396.850	1.202.158	376.469	1.117.463
39092010	Melamine resins, in primary forms, moulding compounds	41.000	69.394	69.276	156.718
39092090	Melamine resins, in primary forms, other than moulding compounds	140.680	397.856	230.053	735.456
39093190	Amino resin, poly(methylene phenyl isocyanate) (crude MDI, polymeric MDI), other than of a kind used for moulding	381.200	667.550	905.706	1.451.951
39093999	Amino resin, other than poly(methylene phenyl isocyanate) (crude MDI, polymeric MDI), other than moulding compounds, other than glyoxal monourein resin	-	10.408	-	29.606
39094010	Phenolic resins, in primary forms, moulding compounds other than phenol formaldehyde	1.792	2.782	17.887	37.908
39094090	Phenolic resins, in primary forms, other than moulding compounds other than phenol formaldehyde	273.556	1.127.613	644.539	2.606.514
39095000	Polyurethanes, in primary forms	335.648	785.236	921.503	2.280.688
39100020	Silicones, in primary forms, in dispersion and in solutions	48.529	176.576	103.092	404.613

Tabel 3 : Ekspor Indonesia menurut Komoditi ( Kode HS 8 digit )

Maret 2023

Kode H S	Uraian golongan barang	Berat bersih (Kg)		Nilai F.O.B. ( U S \$ )	
		Bulan ini	Kumulatif	Bulan ini	Kumulatif
(1)	(2)	(3)	(4)	(5)	(6)
39100090	Silicones, in primary forms, other than in dispersion and in solutions	276.337	375.793	540.966	716.400
39111000	Petroleum resins, coumarone, indene or coumarone-indene resins and polyterpenes, in primary forms	6.500	9.590	9.318	15.878
39119000	Polysulphides, polysulphones and oth products spec. in Note 3 this Chapter, not elsewhere specified/included, in primary forms	58.604	162.958	97.604	329.949
39121100	Cellulose acetates, non-plasticised, in primary forms	-	0	-	96
39121200	Cellulose acetates, plasticised, in primary forms	1.022	2.826	23.138	73.580
39122019	Cellulose nitrates (including collodions), in primary forms, non-plasticised, oth water-based semi-finished nitrocellulose and alcohol-damped nitrocellulose	256.163	692.528	692.879	1.904.165
39122020	Cellulose nitrates (including collodions), in primary forms, plasticised	-	9.590	-	27.571
39123100	Cellulose ethers, carboxymethylcellulose and its salts, in primary forms	6.025	28.645	31.328	109.806
39123900	Cellulose ethers, in primary forms, other than carboxymethylcellulose and its salts	6.186	8.304	174.971	202.348
39129090	Cellulose and its chemical derivatives, in primary forms, other than cellulose acetates and cellulose nitrates, other than in the form of granules	1.669	12.750	14.616	91.719
39131000	Alginic acid, its salts and esters, in primary forms	2.585	2.626	20.034	21.435
39139030	Starch-based polymers, in primary forms	60.601	102.301	173.634	298.039
39139090	Natural polymers & modified natural polymers, in primary forms, other than HS 39131000-39139030	123.274	153.939	876.761	1.460.235
39140000	Ion-exchangers based on polymers of heading no. 3901 to 3913, in primary forms	300	600	5.440	6.340
39151010	Waste, parings and scrap, of polymers of ethylene, of non-rigid cellular products	-	500	-	95
39151090	Waste, parings & scrap, of polymers of ethylene, other than of non-rigid cellular products	380.743	1.750.653	226.837	954.643
39153090	Waste, parings & scrap, of polymers of vinyl chloride, other than of non-rigid cellular products	8.000	8.000	3.228	3.228
39159010	Waste, parings & scrap, of poly(ethylene terephthalate)	2.447.649	5.950.330	1.590.152	8.649.204
39159020	Waste, parings & scrap, of polypropylene	-	17.218	-	3.386
39159030	Waste, parings & scrap, of polycarbonate	14.149	94.779	3.113	40.380
39159050	Waste, parings & scrap, of phenolic resins, of amino resins, of hardened protein, of chemical derivatives of natural rubber	-	24.920	-	13.581
39159090	Waste, parings & scrap, of other HS 39159010-39159050	1.209.538	2.312.794	486.555	1.246.917
39161010	Monofilament, whether or not surface-worked but not otherwise worked, of polymers of ethylene	4.104	4.265	19.114	20.338
39161020	Rods, sticks and profile shapes, whether or not surface-worked but not otherwise worked, of polymers of ethylene	45.354	88.361	169.860	366.786
39162010	Monofilament, whether or not surface-worked but not otherwise worked, of polymers of vinyl chloride	27.533	86.292	119.853	392.273
39162020	Rods, sticks & profile shapes, whether or not surface-worked but not otherwise worked, of polymers of vinyl chloride	1.586	2.239	12.487	19.107
39169011	Monofilament of which any cross-sectional dimension exceeds 1 mm, rods, sticks and profile shapes, whether or not surface-worked but not otherwise worked, of polypropylene	580.373	1.710.341	1.170.143	3.437.218
39169019	Monofilament of which any cross-sectional dimension exceeds 1 mm, rods, sticks and profile shapes, whether or not surface-worked but not otherwise worked, of other than polypropylene and polystyrene	9	15	200	222
39169029	Monofilament, rods, sticks and profile shapes, whether/not surface-worked but not otherwise worked, of other condensation/rearrangement polymerisation products	-	118	-	62
39169050	Monofilament, rods, sticks and profile shapes, of vulcanised fibre	-	5	-	4



Tabel 3 : Ekspor Indonesia menurut Komoditi ( Kode HS 8 digit )

Maret 2023

Kode H S	Uraian golongan barang	Berat bersih (Kg)		Nilai F.O.B. ( U S \$ )	
		Bulan ini	Kumulatif	Bulan ini	Kumulatif
(1)	(2)	(3)	(4)	(5)	(6)
39169060	Monofilament, rods, sticks and profile shapes, of chemical derivatives of natural rubber	80	216	9.145	28.550
39169091	Monofilament of which any cross-sectional dimension >1mm, of plastics, other than HS 39161010-39169080	20.428	140.434	222.234	822.450
39169092	Rods, sticks & profile shapes, of plastics, other than HS 39161020-39169080	10.263	10.983	31.263	36.410
39171010	Artificial guts (sausage casings) of hardened protein	-	75	-	40
39171090	Artificial guts (sausage casings) of cellulosic materials	13.195	22.008	14.349	44.075
39172100	Tubes, pipes and hoses, rigid, of polymers of ethylene	21.935	104.097	33.642	87.208
39172200	Tubes, pipes and hoses, rigid, of polymers of propylene	519.698	1.235.865	2.149.668	5.181.042
39172300	Tubes, pipes and hoses, rigid, of polymers of vinyl chloride	5.628	23.177	7.252	49.177
39172911	Tubes, pipes and hoses, rigid, further worked than merely surface worked, of other addition polymerisation products	7.556	20.782	12.610	37.097
39172919	Tubes, pipes and hoses, rigid, further worked than merely surface worked, other than HS 39172911-39172912	85.054	308.154	224.815	600.144
39172921	Tubes, pipes & hoses, rigid, other than further worked than merely surface worked, of other addition polymerisation products	-	0	-	4
39172922	Tubes, pipes and hoses, rigid, other than further worked than merely surface worked, of phenolic resins	-	555	-	5.712
39172929	Tubes, pipes & hoses, rigid, oth further worked thn merely surface worked, oth HS 39172921-39172925	52.484	76.368	133.138	315.808
39173111	Flexible tube, pipe & hose, min burst pressure 27.6Mpa, further worked thn merely surface worked, of addition polymerisation products	-	2	-	6
39173119	Flexible tube, pipe & hose, min burst pressure 27.6 Mpa, further worked thn merely surface worked, other than HS 39173111-39173112	1.048	3.504	46.752	112.942
39173129	Flexible tubes, pipe & hose, min burst pressure 27.6 Mpa, oth further worked thn merely surface worked, oth HS 39173121-39173125	22	251	363	1.163
39173210	Sausage or ham casings, not reinforced or otherwise combined with other materials, without fittings	102	102	3.415	3.415
39173220	Thermoplastic hoses for gas stove, not reinforced or otherwise combined with other materials, without fittings	2.632	2.638	9.906	10.174
39173291	Tubes, pipe & hose, other than HS 39173100, without fittings, further worked than merely surface-worked, of addition polymerisation products	1.214	3.587	38.534	124.198
39173292	Tubes, pipe & hose, other than HS 39173100, without fittings, further worked than merely surface-worked, of oth than addition polymerisation products	2.920	6.018	9.319	19.069
39173293	Tubes, pipe & hose, other than HS 39173100, without fittings, not further worked than merely surface-worked, of addition polymerisation products	-	1	-	8
39173299	Tubes, pipe & hose, oth than HS 39173100, without fittings, not further worked than merely surface-worked, other than HS 39173293-39173295	33.567	99.222	150.356	350.421
39173310	Tubes, pipe & hose, oth than HS 39173100, with fittings, further worked than merely surface-worked	7.152	20.909	70.373	205.687
39173390	Tubes, pipe & hose, oth than HS 39173100, with fittings, other than further worked than merely surface-worked	5.582	17.999	62.564	201.539
39173919	Tubes, pipe & hose, oth than HS 39173100-39173300, further worked than merely surface-worked, other than 39173911-39173912	1.955	7.051	91.305	341.348
39173993	Tubes, pipe & hose, oth than HS 39173100-39173300, other than further worked than merely surface-worked, of other condensation or rearrangement polymerisation products	25.964	69.085	123.553	329.647
39173999	Tubes, pipe & hose, oth than HS 39173100-39173300, other than further worked than merely surface-worked, other than 39173991-39173994	11.471	95.858	77.537	1.167.530
39174000	Fittings (e.g. joints, elbows, flanges), of plastics	582.978	1.001.372	2.930.811	4.820.730

Tabel 3 : Ekspor Indonesia menurut Komoditi ( Kode HS 8 digit )

Maret 2023

Kode H S	Uraian golongan barang	Berat bersih (Kg)		Nilai F.O.B. ( U S \$ )	
		Bulan ini	Kumulatif	Bulan ini	Kumulatif
(1)	(2)	(3)	(4)	(5)	(6)
39181011	Floor coverings, of polymers of vinyl chloride, whether or not self-adhesive, in the form of tiles	-	38	-	906
39181019	Floor coverings, of polymers of vinyl chloride, whether or not self-adhesive, in rolls	-	2.093	-	14.043
39181090	Floor coverings, of polymers of vinyl chloride, whether or not self-adhesive, in other than the form of tiles and rolls	484	33.855	738	33.748
39189011	Floor coverings, of polyethylene, whether or not self-adhesive, in the form of tiles	-	1	-	1
39189013	Floor coverings, of polyethylene, whether or not self-adhesive, in the form of other than tiles	83	263	267	342
39189016	Floor coverings, of vulcanised fibre	-	2	-	2
39189019	Floor coverings, of other plastics other than HS 39189011-39189016	12.655	32.868	35.720	87.842
39189099	Wall or ceiling coverings of plastic, of vulcanised fibre	273.384	597.062	745.373	1.634.685
39191010	Self-adhesive plates, sheets, film, foil, tape, strip and other flat shapes, of polymers of vinyl chloride, in rolls of a width ≤ 20 cm	3.231	5.048	40.141	46.813
39191020	Self-adhesive plates, sheets, film, foil, tape, strip and other flat shapes, of polyethylene, in rolls of a width ≤ 20 cm	165.621	759.419	428.871	1.158.265
39191091	Self-adhesive plates, sheets, film, foil, tape, strip and other flat shapes, of hardened protein or chemical derivatives of natural rubber, in rolls of a width ≤ 20 cm	474	2.540	19.097	100.368
39191092	Self-adhesive plates, sheets, film, foil, tape, strip and other flat shapes, of addition polymerisation products, in rolls of a width ≤ 20 cm	-	11	-	105
39191099	Self-adhesive plates, sheets, film, foil, tape, strip and other flat shapes, in rolls of a width ≤ 20 cm, other than HS 39191091-39191092	3.611.415	8.959.065	5.207.952	13.762.769
39199010	Self-adhesive plates, sheets, film, foil, tape, strip and other flat shapes, of polymers of vinyl chloride, in rolls of a width > 20 cm	10.022	30.793	92.064	279.455
39199020	Self-adhesive plates, sheets, film, foil, tape, strip and other flat shapes, of hardened protein, in rolls of a width > 20 cm	1	2	26	27
39199091	Self-adhesive plates, sheets, film, foil, tape, strip and other flat shapes, of chemical derivatives of natural rubber, in rolls of a width > 20 cm	630	1.881	11.723	40.037
39199092	Self-adhesive plates, sheets, film, foil, tape, strip and other flat shapes, of addition polymerisation products, in rolls of a width > 20 cm	903	3.423	5.005	15.474
39199099	Self-adhesive plates, sheets, film, foil, tape, strip and other flat shapes, in rolls of a width > 20 cm, other than HS 39199091-39199092	70.857	170.560	502.389	1.057.955
39201011	Plates and sheets, of polymers of ethylene, non- cellular and not reinforced, laminated, supported or similarly combined with other materials, rigid	-	4	-	2
39201019	Plates and sheets, of polymers of ethylene, non- cellular and not reinforced, laminated, supported or similarly combined with other materials, other than rigid	2.446.915	7.751.805	5.255.360	14.935.020
39201090	Film, foil and strip, of polymers of ethylene	1.329.086	3.702.551	2.270.061	6.405.590
39202010	Plastics, biaxially oriented polypropylene film, of polymers propylene, non-cellular & not reinforced	6.274.676	19.068.158	13.813.746	40.230.081
39202091	Plastics, plate & sheet, other than biaxially oriented polypropylene film, of polymers propylene, non-cellular & not reinforced	942.627	2.475.766	1.623.391	4.433.223
39202099	Plastics, film, foil & strip, other than biaxially oriented polypropylene film, of polymer propylene, non-cellular & not reinforced	731.559	2.608.161	1.287.015	4.482.685
39203020	Plastics, of polymers of styrene, acrylonitrile butadiene styrene (ABS) sheets used in the manufacture of refrigerators	109.949	278.166	301.962	831.506
39203091	Plastics, plate & sheets of polymer styrene, acrylonitrile butadiene styrene sheet used manufacture of refrigerators, rigid	7.325	13.970	85.835	203.932

Tabel 3 : Ekspor Indonesia menurut Komoditi ( Kode HS 8 digit )

Maret 2023

Kode H S	Uraian golongan barang	Berat bersih (Kg)		Nilai F.O.B. ( U S \$ )	
		Bulan ini	Kumulatif	Bulan ini	Kumulatif
(1)	(2)	(3)	(4)	(5)	(6)
39203092	Plastics, plate&sheets of polymer styrene, acrylonitrile butadiene styrene sheet used manufacture of refrigerator, other than rigid	-	14	-	65
39203099	Plastics, film,foil&strip of polymer styrene, acrylonitrile butadiene styrene sheet used manufactur refrigerator	34.565	90.028	254.243	679.523
39204310	Plastics, plates & sheets, of polymers of vinyl chloride, containing by weight not less than 6% of plasticisers	1.806	17.585	6.493	64.575
39204390	Plastics, film,foil&strip, of polymers of vinyl chloride, containing by weight not less than 6% of plasticisers	133.473	246.106	295.206	589.868
39204900	Plastics, of polymers of vinyl chloride, containing by weight more than 6% of plasticisers	91.785	373.483	240.569	1.134.225
39205111	Plastics, plates & sheets of acrylic polymers, of polymethyl methacrylate, rigid	1.424.942	3.041.216	3.359.863	7.462.021
39205119	Plastics, plates & sheets of acrylic polymers, of polymethyl methacrylate, other than rigid	2.357.698	6.520.173	6.838.910	19.266.907
39205190	Plastics, film, foil and strip, of acrylic polymers, of polymethyl methacrylate	106.455	106.455	154.370	154.370
39205911	Plastics, plates & sheets of acrylic polymers (excluding polymethyl methacrylate), rigid	10.323	27.501	42.857	114.154
39205990	Plastics, film, foil and strip of acrylic polymers (excluding polymethyl methacrylate)	135	135	1.500	1.500
39206110	Plastics, plates&sheets, of polycarbonates, non-cellular&not reinforced,laminate,support/combined with other materials	250.857	928.529	1.011.538	3.741.199
39206190	Plastics, film,foil and strip, of polycarbonates, non-cellular&not reinforced,laminate,support/combine with oth materials	103.147	187.388	99.150	210.028
39206210	Plastics,plate&sheet,of poly(ethylene terephthalate), non-cellular&not reinforce,laminate,support/combine oth material	1.939.948	4.970.634	5.274.056	16.265.709
39206299	Plastics,of poly(ethylene terephthalate), other than solar protection film	2.520.549	8.899.519	6.596.221	22.475.427
39206910	Plastics,plates & sheets,of other polyesters,non-cellular & not reinforced,laminated,supported/combined oth material	118.960	157.960	157.575	232.847
39206990	Plastics, film,foil & strip,of other polyesters,non-cellular & not reinforced,laminated,supported/combined oth material	262.642	815.986	1.071.325	2.908.964
39207199	Plastics, plates, sheets, film, foil and strip (not self-adhesive), of regenerated cellulose, other than printed sheets	-	4	-	79
39209110	Plastics, film of a kind used in safety glass,thickness >0.38mm but≤ 0.76mm, & of a width ≤2 m, of poly(vinyl butyral)	150	595	90	26.216
39209191	Plastics, plate&sheet,film unused in safety glass, thickness >0.38mm but ≤ 0.76mm, & width ≤2 m, of poly(vinyl butyral)	-	26.800	-	8.440
39209199	Plastics, foil&strip, film unused in safety glass, thickness >0.38mm but ≤ 0.76mm, & width≤2 m, of poly(vinyl butyral)	10.410	72.654	16.628	113.872
39209210	Plastics,plates,sheets,film,foil&strip,of polyamide-6,non-cellular&not reinforce,laminate,support/combine oth materials	1.600.894	3.439.065	5.081.400	10.401.967
39209299	Plastics, film,foil&strip,other than of polyamide-6,non-cellular&not reinforced, laminated,support/combine oth materials	196	234	1.767	2.972
39209499	Plastics, film,foil & strip, other than phenol formaldehyde sheets,laminated,supported/combined with oth material	-	37	-	41
39209921	Plastics, plates & sheets, of plastics n.e.c. in heading 3920, of addition polymerisation products	10.904	10.904	30.884	30.884
39209929	Plastics, film, foil & strip, of plastics n.e.c. in heading 3920, of addition polymerisation products	-	2	-	10
39209939	Plastics, film, foil & strip, of plastics n.e.c. in heading 3920, of condensation or rearrangement polymerisation products	-	60	-	1.400

Tabel 3 : Ekspor Indonesia menurut Komoditi ( Kode HS 8 digit )

Maret 2023

Kode H S	Uraian golongan barang	Berat bersih (Kg)		Nilai F.O.B. ( U S \$ )	
		Bulan ini	Kumulatif	Bulan ini	Kumulatif
(1)	(2)	(3)	(4)	(5)	(6)
39209990	Plastics, of plastics n.e.c. in heading 3920, laminated, supported/combine oth material, other than HS 39201011-39209939	14.518	27.981	82.770	171.138
39211121	Other plates, sheets, film, foil and strip, of plastics, Cellular, of polymers of styrene :Rigid : of condensation or rearrangement polymerisation products, plates and sheets	2	83	22	657
39211129	Other plates, sheets, film, foil and strip, of plastics, Cellular, Of polymers of styrene :Rigid : of condensation or rearrangement polymerisation products, plates and sheets	2.503	2.618	2.255	2.330
39211191	Plastics, plates & sheets, of polymers of styrene, cellular, not rigid	64	129	155	370
39211192	Plastics, film, of polymers of styrene, cellular, not rigid	4.500	4.502	12.150	12.160
39211199	Plastics, foil and strip, of polymers of styrene, cellular, not rigid	13	529	59	3.773
39211200	Plastics, plates, sheets, film, foil and strip, of polymers of vinyl chloride, cellular	2.906	77.909	23.860	304.615
39211311	Plastics, plates & sheets, of polyurethanes: of styrene, cellular, rigid	1.470	3.197	26.146	54.241
39211319	Plastics, plates & sheets, of polyurethanes: of styrene, cellular, not rigid	5.854	25.003	75.263	272.536
39211391	Plastics, plates & sheets, of polyurethanes, cellular, not rigid	6.891	13.220	110.819	202.291
39211392	Plastics, film, of polyurethanes, cellular, not rigid	1	6	10	31
39211399	Plastics, foil and strip, of polyurethanes, cellular, not rigid	23.161	47.465	240.651	626.644
39211491	Plastics, plates & sheets, of regenerated cellulose, cellular, not rigid	5	7	1	1
39211911	Other plates, sheets, film, foil and strip, of plastics, cellular : of other plastics : plates and sheets of addition polymerisation products, other of polypropylene	85	1.066	2.127	29.160
39211912	Other plates, sheets, film, foil and strip, of plastics, Cellular , of other plastics, plates and sheets of addition polymerisation products , other of polyethylene	109	174	1.582	2.230
39211919	Other plates, sheets, film, foil and strip, of plastics, cellular , of other plastics, plates and sheets of addition polymerisation products , other than other	440	13.022	240	73.097
39211939	Plates and sheets of condensation or rearrangement polymerisation products of other than polycarbonates	3	18	3	58
39211940	Plates and sheets of cellulose or its chemical derivatives, or of vulcanised fibre	5	5	22	22
39211999	Strip, other than of nitrocellulose (gun-cotton) and hardened proteins, of chemical derivatives of natural rubber	1.436.213	3.525.752	4.754.501	11.596.717
39219010	Plastics, plates, sheets, film, foil and strip, other than cellular, of vulcanised fibre	972	1.675	76.777	104.838
39219020	Plastics, plates, sheets, film, foil and strip, other than cellular, of hardened proteins	56.400	170.421	97.347	370.448
39219041	Plastics, plates & sheets, other than cellular, of condensation or rearrangement polymerisation products	10.067	15.424	34.200	57.276
39219042	Plastics, film, other than cellular, of condensation or rearrangement polymerisation products	-	0	-	5
39219049	Plastics, foil & strip, other than cellular, of condensation or rearrangement polymerisation products	249	423	433	662
39219060	Plastics, plates, sheets, film, foil and strip, other than cellular, of other cellulose or its chemical derivatives	0	3	2	32
39219070	Plastics, plates, sheets, film, foil and strip, other than cellular, of additional polymerisation products	16.616	27.671	1.492	3.691
39219090	Plastics, plates, sheets, film, foil and strip, other than cellular, of other than HS 39219010-39219060	1.942.350	5.486.954	6.285.698	18.550.213
39221011	Bathtubs having rectangular or oblong interior shape of plastics	371	438	418	502
39221019	Plastics, baths, other than bathtubs having rectangular or oblong interior shape	4.311	15.126	31.019	125.276

Tabel 3 : Ekspor Indonesia menurut Komoditi ( Kode HS 8 digit )

Maret 2023

Kode H S	Uraian golongan barang	Berat bersih (Kg)		Nilai F.O.B. ( U S \$ )	
		Bulan ini	Kumulatif	Bulan ini	Kumulatif
(1)	(2)	(3)	(4)	(5)	(6)
39221090	Baths, shower-baths, sinks and wash-basins, other than bathtubs having rectangular or oblong interior shape of plastics	14.400	37.115	38.127	112.688
39222000	Lavatory seats and covers	8.444	17.834	110.491	239.874
39229011	Lavatory pans, flushing cisterns and urinals, parts flushing cisterns	-	960	-	5.900
39229012	Lavatory pans, flushing cisterns and urinals , flushing cisterns equipped with their mechanisms	532	1.330	1.705	4.270
39229019	Lavatory pans, flushing cisterns and urinals, other than parts and flushing cisterns equipped with their mechanisms	2.825	10.130	4.982	14.773
39229090	Plastics, bidets, lavatory pans, flushing cisterns and similar sanitary ware n.e.c. in heading no. 3922	5.757	21.027	22.059	81.645
39231010	Plastics, cases for film, tape and optical discs, for the conveyance or packing of goods	153.861	803.035	892.501	4.767.380
39231020	Plastics, other of specially shaped or fitted for the conveyance or packing of semiconductor wafers, masks or reticles , for the conveyance or packing of goods	29	31	1.805	1.813
39231090	Plastics, boxes, crates and similar articles, for the conveyance or packing of goods	405.491	1.080.738	3.589.792	8.694.070
39232111	Ethylene polymer; aseptic bag reinforced with aluminium foil,width >315 mm and length >410mm, incorporating a sealed gland	628.375	1.282.629	806.216	1.588.367
39232119	Ethylene polymer;aseptic bag reinforced with aluminium foil,width ≤315 mm& length ≤410mm,incorporating a sealed gland	2.724.974	7.300.977	4.467.597	11.661.224
39232191	Ethylene polymer;aseptic bag not reinforced with aluminium foil,width>315 mm and length>410mm, incorporating a sealed gland	28.668	58.235	183.330	366.925
39232199	Ethylene polymer;aseptic bag not reinforced with aluminium foil,width ≤315 mm and length≤ 410mm, incorporating sealed gland	6.237.442	16.232.852	9.110.214	24.045.499
39232910	Ethylene polymer; aseptic bags reinforced/not with aluminium foil,width>315 mm and length>410 mm,incorporating a sealed gland	11	548	575	10.229
39232990	Ethylene polymer;aseptic bags reinforced/not with aluminium foil,width ≤315 mm & length ≤410 mm,incorporat a sealed gland	741.974	1.818.520	1.784.467	5.054.287
39233090	Plastic;carboy,bottle,flask and similiar,other than multilayer fibreglass containers,for compress/liquefied gas;for conveyance/packing	152.992	559.805	1.297.300	4.054.416
39234010	Spools, cops, bobbins and similar supports, suitable for use with the machines of heading 8444, 8445 or 8448	6.439	19.336	32.183	49.459
39234090	Spools, cops, bobbins and similar supports, not for use with the machines of heading 8444, 8445 or 8448	55.794	205.730	266.893	858.363
39235000	Spools, cops, bobbins & similar supports, stoppers, lids, caps and other closures, for the conveyance or packing of goods	205.481	539.790	1.346.872	3.778.297
39239010	Spools, cops, bobbins and similar supports, toothpaste tubes	9.189	42.059	63.374	316.010
39239090	Spools, cops, bobbins and similar supports, other than toothpaste tubes	1.984.120	5.448.016	5.556.037	15.096.860
39241010	Plastics, tableware and kitchenware, of melamine	243.732	360.087	21.574.661	22.002.717
39241091	Plastics, tableware and kitchenware, other of melamine, baby feeding bottles	141.808	497.683	1.499.690	7.195.858
39241099	Plastics, tableware and kitchenware, other of melamine, other than baby feeding bottles	339.476	1.113.362	1.129.175	3.920.462
39249010	Plastics, household articles and hygienic or toilet articles, bed pans, urinals (portable type) /chamber-potss	-	4.203	-	16.993
39249020	Plastics, household articles and hygienic/toilet articles nipple former, breastshells, nipple shields, hand expression funnel	25	25	832	832

Tabel 3 : Ekspor Indonesia menurut Komoditi ( Kode HS 8 digit )

Maret 2023

Kode H S	Uraian golongan barang	Berat bersih (Kg)		Nilai F.O.B. ( U S \$ )	
		Bulan ini	Kumulatif	Bulan ini	Kumulatif
(1)	(2)	(3)	(4)	(5)	(6)
39249090	Plastics, household articles and hygienic or toilet articles n.e.c. in heading no. 3924	485.957	1.252.376	2.956.327	8.346.611
39251000	Plastics, reservoirs, tanks, vats and similar containers, of a capacity exceeding 300 l	33.283	98.522	75.064	201.866
39252000	Plastics, doors, windows and their frames and thresholds for doors	9.678	28.679	41.160	109.992
39253000	Plastics, shutters, blinds (including Venetian blinds) and similar articles and parts thereof	54.137	148.722	366.511	1.044.978
39259000	Plastics, builders' ware, n.e.c. or included in heading no. 3925	92.415	367.218	495.146	1.651.659
39261000	Plastics, office or school supplies	311.186	981.153	1.227.486	4.071.511
39262010	Plastics, glove, aprons, babies' bibs	14.063	43.796	761.796	2.684.534
39262020	Plastics, shoulder pads or shields	7	200	106	10.127
39262030	Plastics, other padding for articles of apparel or clothing accessories	5.004	24.951	12.270	58.259
39262060	Plastics, articles of apparel used for protection from chemical substances, radiation or fire	1	1	1	1
39262090	Plastics, articles of clothing accessories (including gloves, mittens & mitts)	220.894	500.433	1.817.566	4.431.132
39263000	Plastics, fittings for furniture, coachwork or the like	60.380	157.199	417.123	1.148.705
39264000	Plastics, statuettes and other ornamental articles	114.877	274.316	629.959	1.478.240
39269010	Plastics, floats for fishing nets	18.929	23.690	85.944	173.592
39269020	Plastics, fans and handscreens, frames and handles therefor, and parts thereof	19.220	56.809	82.738	195.179
39269032	Plastics, hygienic, medical and surgical articles, plastic moulds with denture imprints	27	28	300	329
39269039	Plastics, hygienic, medical and surgical articles, other than plastic moulds with denture imprints	47.999	167.925	609.348	2.007.894
39269041	Plastics, safety and protective devices, police shields	16	67	37	251
39269042	Plastics, safety and protective devices, protective masks for use in welding and similar work	6	183	551	1.659
39269049	Plastics, safety and protective devices, other than HS 39269041 - 39269044	23.604	83.417	224.545	843.680
39269053	Plastics, articles for industrial uses, transmission or conveyor belts or belting	2.256	5.549	51.690	128.538
39269055	Plastics, articles for industrial uses, plastic J-hooks or bunch blocks for detonators	13	67	227	758
39269059	Plastics, articles for industrial uses, other than HS 39269053 - 39269055	285.839	752.950	3.164.135	9.475.895
39269060	Plastics, poultry feeders	1.713	2.385	6.917	9.290
39269081	Plastics, shoe lasts	2.442	10.306	47.411	200.696
39269082	Plastics, prayer beads	37	378	803	5.715
39269089	Plastics, cards for jewellery or small objects of personal adornment	8.487	75.992	81.982	234.710
39269091	Plastics, of a kind used for grain storage	38	112	1.288	4.148
39269092	Plastics, empty capsules of a kind suitable for pharmaceutical use	3	8	3	7
39269093	Plastics, bucles, adjusters, hooks and cord stoppers	451	779	8.290	26.323
39269099	Plastics, n.e.c. in heading no. 3923	915.182	2.588.152	5.912.061	17.487.658
40011011	Centrifuged concentrate natural rubber latex, exceeding 0.5% by volume of ammonia content	154.825	1.610.825	210.925	1.620.307
40011019	Non-centrifuged concentrate natural rubber latex, exceeding 0.5% by volume of ammonia content	20	24.300	267	24.698
40011029	Non-centrifuged concentrate natural rubber latex, not exceeding 0.5 % by volume of ammonia content	-	2	-	450
40012110	Natural rubber in smoked sheets, RSS Grade 1	3.779.714	9.286.147	6.061.413	14.463.364
40012190	Natural rubber in smoked sheets, other than RSS Grade 1 to 5	-	6	-	1
40012210	Technically specified natural rubber (TSNR) 10	10.481.940	21.147.840	14.894.055	29.792.563
40012220	Technically specified natural rubber (TSNR) 20	155.767.210	457.301.295	217.544.413	627.539.093
40012230	Technically specified natural rubber (TSNR) L	-	100.800	-	164.909
40012240	Technically specified natural rubber (TSNR) CV	423.360	1.169.280	660.684	1.786.398

Tabel 3 : Ekspor Indonesia menurut Komoditi ( Kode HS 8 digit )

Maret 2023

Kode H S	Uraian golongan barang	Berat bersih (Kg)		Nilai F.O.B. ( U S \$ )	
		Bulan ini	Kumulatif	Bulan ini	Kumulatif
(1)	(2)	(3)	(4)	(5)	(6)
40012290	Technically specified natural rubber (TSNR) other than TSNR 10, 20, L,CV, GP and 5	6	27	8	20
40013090	Balata, guttapercha, guayule, chicle and similar natural gums not in primary forms	39.920	72.927	128.420	236.440
40021100	Styrene-butadiene rubber (SBR), carboxilated styrene-butadiene rubber (XSBR), in latex form	3.769.285	11.233.742	3.251.705	9.239.451
40021910	SBR, XSBR other than latex, in primary forms or in vulcanised, uncompound plates, sheets, or strips	1.553	34.320	25.737	234.523
40021990	SBR, XSBR, other than latex, other than in primary forms or in vulcanised, uncompound plates, sheets, or strips	4.843.246	14.310.997	10.530.961	30.992.712
40022010	Synthetic rubber, Butadiene rubber (BR) in primary forms	-	1.260	-	2.689
40022090	Synthetic rubber, Butadiene rubber (BR) other than in primary forms	6.082.782	13.845.172	11.890.422	27.438.286
40023190	Isobutene-isoprene (butyl) rubber (IIR), other than unvulcanised, uncompound plates, sheets or strip	220	220	400	400
40024910	Chloroprene (chlorobutadiene) rubber(CR) other than latex, in primary forms	-	2.003	-	11.036
40024990	Chloroprene (chlorobutadiene) rubber(CR) other than latex, other than in primary forms	-	1	-	1
40025100	Acrylonitrile-butadiene rubber (NBR), in latex form	1.050	1.050	5.320	5.320
40025990	Acrylonitrile-butadiene rubber (NBR) other than latex, other than in primary forms	-	14	-	1.424
40026090	Isoprene rubber (IR) other than in primary forms	-	639	-	14.587
40027010	Ethylene-propylene-non-conjugated diene rubber (EPDM), in primary forms	1.213	7.695	3.876	35.464
40027090	Ethylene-propylene-non-conjugated diene rubber (EPDM), other than in primary forms	70	117	465	1.583
40028010	Mixture of natural rubber latex with syntetic rubber latex	806.400	2.318.405	1.123.369	3.243.378
40028090	Mixtures of product of 4001 with product of 4002 other than mixture of natural rubber latex with syntetic rubber latex	1.370.880	4.556.582	1.978.026	6.420.080
40029100	Other than Synthetic rubber, latex	2	2	8	8
40029990	Other than synthetic rubber: other than latex, other epoxidsed, other than in primary forms or in unvulcanised, uncompound plates, sheets or strip	6	56	308	342
40030000	Reclaimed rubber in primary forms or in plates, sheets or strip	631.070	2.128.426	405.751	1.502.662
40040000	Waste, parings and scrap of rubber (other than hard rubber) and powders and granules obtained therefrom	421.970	976.440	113.153	234.573
40051010	Compounded of natural gums with carbon black or silica, unvulcanised, in primary forms or in plates, sheets or strip	212.046	1.530.578	474.845	4.863.323
40051090	Compounded rubber, oth than natural gums with carbon black/silica, unvulcanised, in primary forms/in plates,sheets/strip	240.687	486.798	491.693	918.936
40059190	Compounded rubber other than of natural gums, other than 400510 and 400520, unvulcanised, in plates, sheets amd strip	1.323.170	2.365.054	4.479.641	8.029.859
40059910	Compounded rubber, latex, other than 400510 and 400520, unvulcanised, other than in primary forms	801	1.246	1.530	2.380
40059920	Natural rubber compounded with substances other than carbon or silica, unvulcanised, in primary forms	14	64	52	410
40059990	Compounded rubber,n.e.c. in sub heading 400510 & n.e.c. in sub heading 400520, in primary forms, n.e.c. in sub heading 400599	257.751	732.325	618.587	1.795.339
40061000	Unvulcanized rubber, "Camel-back" strips for retreading rubber tyres	-	17.191	-	34.823
40069019	Form of unvulcanised rubber, of natural gums, other than articles or ðCamel-backð strips for retreading rubber tyres	12	30	180	449
40069090	Form and article of unvulcanised rubber, other than natural gums or ðCamel-backð strips for retreading rubber tyres	153	202	14.182	14.447
40070000	Vulcanised rubber thread and cord.	194.621	749.055	635.717	2.341.826

Tabel 3 : Ekspor Indonesia menurut Komoditi ( Kode HS 8 digit )

Maret 2023

Kode H S	Uraian golongan barang	Berat bersih (Kg)		Nilai F.O.B. ( U S \$ )	
		Bulan ini	Kumulatif	Bulan ini	Kumulatif
(1)	(2)	(3)	(4)	(5)	(6)
40081110	Plates, sheets & strip of vulcanised cellular rubber, exceeding 5 mm in thickness, lined with textile fabric on one side	238	417	795	1.680
40081190	Plates, sheets and strip of vulcanised cellular rubber, other than HS 40081110 and 40081120	313	402	3.658	4.281
40081900	Vulcanised cellular rubber (other than hard rubber), other than plates, sheets and strip	3.263	10.175	31.959	86.639
40082110	Plates, sheets and strip of vulcanised non-celular rubber, > 5 mm in thickness, lined with textile fabric on one side	36.231	96.570	65.285	176.336
40082120	Plates, sheets and strip of vulcanised non-celular rubber, not exceeding 5 mm in thickness, floor tiles and wall tiles	24.608	47.824	27.424	60.106
40082190	Plates, sheets and strip of vulcanised non-celular rubber, other than HS 40082110 - 40082190	135.280	453.545	291.776	963.251
40082900	Vulcanised non-celular rubber (other than hard rubber), other than plates, sheets and strip	2.214	2.768	22.849	33.345
40091100	Tubes, pipes & hoses, vulcanised rubber other than hard rubber, not reinforced/otherwise combined with oth materials without fittings	41.536	93.821	377.774	858.558
40091210	Mining slurry suction & discharge hoses, vulcanised rubber other than hard rubber, not reinforced/combined materials, with fittings	-	520	-	8.573
40091290	Tubes, pipes & hoses, vulcanised rubber other than hard rubber, not reinforced/combined w/ oth material with fittings, other than HS 40091210	9.575	14.704	169.266	274.523
40092190	Tubes, pipes & hoses of vulcanised rubber other than hard rubber, reinforced/combined with metal, without fittings, other than HS 40092110	222.164	656.104	638.051	1.800.664
40092290	Tubes, pipes & hoses of vulcanised rubber other than hard rubber, reinforced or combined with metal, with fittings, other than HS 40092210	21.787	67.718	157.812	489.737
40093191	Fuel/heater/water hoses, reinforces/combined w/textile, used on motor vehicles of 8702, 8703, 8704 or 8711, without fittings	67.210	201.473	993.573	3.033.608
40093199	Tubes, pipes & hoses of vulcanised rubber other than hard rubber, reinforced/combined w/textile, without fittings, n.e.c. in subheading 400931	288	7.918	6.161	57.164
40093210	Mining slurry suction & discharge hoses, vulcanised rubber other than hard rubber, reinforced/combined with textile, with fittings	-	22	-	4.264
40093290	Tubes, pipes & hoses of vulcanised rubber other than hard rubber, reinforced/combined with textile, with fittings, n.e.c. in 400932	266	2.423	14.966	65.887
40094110	Rubber hose used for gas stove, vulcanised rubber other than hard rubber, reinforced/combined with oth materials, without fittings	290	807	15.311	39.799
40094190	Tubes/pipes & hoses, vulcanised rubber other than hard rubber, reinforced/combined with other materials, without fittings other than HS 40094110	31.180	121.177	477.586	1.252.026
40094210	Mining slurry suction & discharge hoses, vulcanised rubber other than hard rubber, reinforced/combined w/ oth material, with fitting	56	56	890	890
40094220	Rubber hose used for gas stove, vulcanised rubber other than hard rubber, reinforced/combined with other materials, with fittings	13	17	296	321
40094290	Tubes/pipes & hoses, vulcanised rubber other than hard rubber, reinforced/combined with other materials, with fittings n.e.c. 400942	2.641.093	2.865.738	4.839.040	6.317.809
40101100	Conveyor belts or belting, of vulcanised rubber, reinforced only with metal	-	23	-	3.528
40101200	Conveyor belts or belting, of vulcanised rubber, reinforced only with textile materials	6.421	7.288	56.250	61.780



Tabel 3 : Ekspor Indonesia menurut Komoditi ( Kode HS 8 digit )

Maret 2023

Kode H S	Uraian golongan barang	Berat bersih (Kg)		Nilai F.O.B. ( U S \$ )	
		Bulan ini	Kumulatif	Bulan ini	Kumulatif
(1)	(2)	(3)	(4)	(5)	(6)
40101900	Conveyor belts or belting, of vulcanised rubber, other than reinforced only with metal or textile material	1.360	9.116	7.167	31.465
40103100	Endless transmission belts trapezoidal cross-section (V-belts),V-ribbed,vulc rubber,outside circum>60 cm but not<180 cm	303.780	876.698	2.950.939	8.287.143
40103200	Endless transm belts trapezoidal cross-section (Vbelts),oth thn V-ribbed,outside circum exceed 60 cm but not exceed 180 cm	48.420	134.154	482.684	1.348.227
40103300	Endless transmission belts trapezoidal cross-section (Vbelts),V-ribbed,outside circum exceed 180 cm but not exceed 240 cm	105	366	568	1.931
40103400	Endless transm belts trapezoidal cross-section (Vbelts),oth thn Vribbed,outside circum exceed 180 cm but not exceed 240 cm	4.041	15.948	14.749	68.784
40103500	Endless synchronous belts, of an outside circumference exceeding 60 cm but not exceeding 150 cm, of vulcanised rubber	43	652	1.990	24.936
40103900	Transmission belts or belting, of vulcanised rubber, other than HS 40103100-40103600	292.235	773.319	2.104.822	6.489.035
40111000	New pneumatic tyres, of rubber, of a kind used on motor cars (including station wagons and racing cars)	29.313.031	89.503.375	120.787.786	378.943.665
40112011	New pneumatic tyres, of rubber, of a kind used on buses or lorries, of a width not exceeding 450 mm: having a width not exceeding 230 mm, and fitting a rim of a diameter not exceeding 16 inch	104.287	244.724	354.143	828.162
40112012	New pneumatic tyres, of rubber, of a kind used on buses or lorries, of a width not exceeding 450 mm: having a width not exceeding 230 mm, and fitting a rim of a diameter exceeding 16 inch	74.584	187.017	263.909	616.819
40112013	New pneumatic tyres, of rubber, of a kind used on buses or lorries, of a width not exceeding 450 mm: having a width exceeding 230 mm but not exceeding 385 mm	1.545.021	4.043.984	4.736.934	12.769.284
40112019	New pneumatic tyres, of rubber, of a kind used on buses or lorries, of a width not exceeding 450 mm: other than HS 40112011-40112013	-	158	-	668
40112090	New pneumatic tyres, of rubber, of a kind used on buses or lorries, of a width exceeding 450 mm.	43.095	162.197	142.678	646.979
40113000	New pneumatic tyres, of rubber, of a kind used on aircraft	394	4.840	34.568	63.761
40114000	New pneumatic tyres, of rubber, of a kind used on motorcycles	3.178.363	9.186.404	14.314.782	39.921.826
40115000	New pneumatic tyres, of rubber, of a kind used on bicycles	901.049	3.051.147	8.337.853	26.431.894
40117000	New pneumatic tyres, of rubber, of a kind used on agricultural or forestry vehicles and machines	334.867	873.860	1.067.025	2.822.180
40118011	New pneumatic tyres, of rubber, used on tractors, machinery of heading 8429 or 8430, forklifts, wheel-barrows or other industrial handling vehicles and machines, fitting a rim of a diameter ≤ 24 inch	789.025	2.281.887	2.411.915	7.074.760
40118019	New pneumatic tyres, of rubber, of a kind used on construction, mining or industrial handling vehicles and machines, fitting a rim of a diameter not exceeding 24 inch, other than HS 40118011	-	146.220	-	1.020.466
40118031	New pneumatic tyres, of rubber, fitting a rim of a diameter >24 inch, of a kind used on machinery of heading 8429 or 8430	-	15	-	10
40118039	New pneumatic tyres, of rubber, fitting a rim of a diameter >24 inch, of a kind used on forklifts or other industrial handling vehicles and machines	22	82	136	686
40119010	New pneumatic tyres, of rubber, of a kind used on vehicles of Chapter 87	2.891	9.433	15.066	41.146
40119020	New pneumatic tyres, of rubber, of a kind used onon machinery of heading 8429 or 8430.	-	26.056	-	104.625

Tabel 3 : Ekspor Indonesia menurut Komoditi ( Kode HS 8 digit )

Maret 2023

Kode H S	Uraian golongan barang	Berat bersih (Kg)		Nilai F.O.B. ( U S \$ )	
		Bulan ini	Kumulatif	Bulan ini	Kumulatif
(1)	(2)	(3)	(4)	(5)	(6)
40119090	New pneumatic tyres, of rubber, n.e.c. in heading 4011 of a width not exceeding 450 mm	61.135	246.491	204.386	869.318
40121100	Retreaded tyres of rubber, of a kind used on motor cars (including station wagons and racing cars)	-	1	-	40
40121290	Retreaded tyres of rubber, of a kind used on buses or lorries, of a width exceeding 450 mm	2.669	16.250	3.498	8.287
40121300	Retreaded tyres of rubber, of a kind used on aircraft	-	5.255	-	26.005
40121949	Retreaded tyres of rubber, of a kind used on vehicle of Chapter 87, other than of a kind used on agricultural or forestry tractors	32	110	475	1.129
40121990	Retreaded tyres of rubber, other than HS 40121100-40121949	642	12.852	581	12.581
40122010	Used pneumatic tyres of rubber, of a kind used on motor cars (including station wagons, racing cars)	-	103	-	357
40122029	Used pneumatic tyres of rubber, of a kind used on buses or lorries, of a width exceeding 450 mm	7.604	16.460	6.952	15.446
40122030	Used pneumatic tyres of rubber, of a kind used on aircraft	-	130	-	600
40122040	Used pneumatic tyres of rubber, of a kind used on motorcycles	-	7	-	70
40122050	Used pneumatic tyres of rubber, of a kind used on bicycles	90	394	30	719
40122099	Used pneumatic tyres of rubber, n.e.c. sub heading 401220	9.057	9.087	9.655	9.768
40129014	Solid tyres exceeding 250 mm in external diameter, of a width not exceeding 450 mm	-	15.808	-	30.039
40129017	Solid tyres exceeding 250 mm in external diameter, of a width exceeding 450 mm	177.740	464.485	346.276	924.668
40129019	Rubber, tyres, other solid tyres not exceeding 250 mm in external diameter, of a width not exceeding 450 mm	72.133	147.803	266.003	638.828
40129071	Replaceable tyre treads : of a width not exceeding 450 mm	516	516	1.151	1.151
40129080	Tyre flaps of rubber	19.933	42.133	46.364	93.911
40129090	Retreaded/used pneumatic tyres of rubber, solid/cushion tyres, tyre treads & flaps, n.e.c. in heading 4012	54.145	97.645	4.133	9.561
40131011	Inner tubes of rubber, of a kind used on motor cars, suitable for fitting to tyres of a width < 450 mm	42.770	100.592	134.996	334.033
40131019	Inner tubes of rubber, of a kind used on motor cars, suitable for fitting to tyres of a width > 450 mm	144	497	122	2.657
40131021	Inner tubes of rubber, of a kind used on buses or lorries, suitable for fitting to tyres of a width not exceeding 450 mm	128	1.281	1.333	5.333
40131029	Inner tubes of rubber, of a kind used on buses or lorries, suitable for fitting to tyres of a width exceeding 450 mm	50	50	997	997
40132000	Inner tubes of rubber, of a kind used on bicycles	144.547	287.901	619.199	1.521.743
40139011	Inner tubes of rubber, kind used on machinery of head 8429 or 8430, suitable for fitting to tyres of a width ≤ 450 mm	391	4.559	1.249	4.380
40139019	Inner tubes of rubber, a kind used on machinery of head 8429 or 84.30, suitable for fitting to tyres of a width > 450 mm	970	1.073	2.800	3.135
40139020	Inner tubes of rubber, of a kind used on motorcycles	96.660	274.931	309.983	877.188
40139031	Inner tubes of rubber, of a kind used on other vehicles of Chapter 87, suitable for fitting to tyres of a width < 450 mm	1.505	5.072	925	2.699
40139091	Inner tubes of rubber, suitable for fitting to tyres of a width not exceeding 450 mm, n.e.c. sub heading 401390	23.251	55.544	109.968	261.292
40141000	Sheath contraceptives	9	278	3.982	23.169
40149010	Teats for feeding bottles and similar articles	266	1.245	1.114	11.712
40149040	Stoppers for pharmaceutical use	4.783	4.783	40.556	40.556
40149090	Hygienic/pharmaceutical articles of vulcanised exclude hard rubber, with or without fittings hard rubber, n.e.c. in heading 4014	7.454	11.509	61.428	83.469
40151210	Gloves, mittens and mitts , of a kind used for medical, surgical, dental or veterinary purposes of a kind used on machinery purposes of vulcanised natural rubber	1.360.092	3.796.633	12.597.050	34.899.662
40151290	Gloves, mittens and mitts , of a kind used for medical, surgical, dental or veterinary purposes of a kind used on machinery purposes of other vulcanised rubber	1	6	38	43

Tabel 3 : Ekspor Indonesia menurut Komoditi ( Kode HS 8 digit )

Maret 2023

Kode H S	Uraian golongan barang	Berat bersih (Kg)		Nilai F.O.B. ( U S \$ )	
		Bulan ini	Kumulatif	Bulan ini	Kumulatif
(1)	(2)	(3)	(4)	(5)	(6)
40151910	Other than gloves, mittens and mitts , of a kind used for medical, surgical, dental or veterinary purposes of a kind used on machinery purposes of vulcanised natural rubber	813.157	2.954.906	2.804.908	10.353.467
40151990	Other than gloves, mittens and mitts , of a kind used for medical, surgical, dental or veterinary purposes of a kind used on machinery purposes other of vulcanised natural rubber	405.554	1.179.344	2.096.415	6.143.596
40159010	Lead aprons, of vulcanised rubber other than hard rubber	106	110	2.241	2.773
40159020	Divers' suits (wet suits), of vulcanised rubber other than hard rubber	21	195	171	286
40159090	Articles apparel & clothing accessories of vulcanised rubber other than hard rubber, n.e.c. in heading 4015	312	1.987	12.629	58.283
40161010	Padding for articles of apparel or clothing accessories, of cellular rubber	151	361	23.234	63.074
40161020	Floor tiles and wall tiles of cellular rubber	44.010	110.980	7.081	18.313
40161090	Other articles of cellular rubber, other than padding apparel and floor/wall tiles	7.319	33.820	179.082	624.406
40169110	Mats of vulcanised rubber other than hard rubber, non-cellular rubber	439.363	1.018.085	633.423	1.553.076
40169190	Floor coverings other than mats and tiles of vulcanised rubber other than hard rubber,non-cellular rubber	1.044	2.866	34.969	63.327
40169210	Eraser tips of vulcanised rubber other than hard rubber and non-cellular rubber	7	39	15	69
40169290	Erasers other than eraser tips of vulcanised rubber other than hard rubber and non-cellular rubber	1.183	1.239	8.810	9.175
40169310	Gaskets, washers and other seals of a kind used to insulate the terminal leads of electrolytic capacitors	58.295	132.861	878.394	2.270.841
40169320	Gaskets and o-rings, of a kind used on motor vehicles of heading 8702, 8703, 8704 or 8711	47.538	127.361	1.190.683	3.343.735
40169390	Gaskets, washers and other seals of vulcanised rubber other than hard rubber, n.e.c. sub heading 401693	312.907	3.125.809	3.439.653	9.051.908
40169400	Boat or dock fenders of vulcanised rubber, whether or not inflatable, other than hard rubber, non-cellular rubber	36.072	68.666	338.164	533.386
40169500	Inflatable articles, other than boat or dock fenders of vulcanised rubber, other than hard rubber, non-cellular rubber	2.430	7.964	127.249	176.490
40169911	Parts&access kind used for vehicles of Chapter 87 for vehicles of head 8702,8703, 8704 or 8705,oth thn weatherstripping	92.697	201.746	1.311.680	2.663.016
40169912	Parts and accessories of vulcanised rubber other than hard rubber, of a kind used for vehicles of heading 8711	18.145	51.823	236.349	639.427
40169913	Weatherstripping of vulcanised rubber oth thn hard rubber, of a kind used on motor vehicles of heading 8702,8703 or 8704	148.784	419.225	1.348.929	3.811.901
40169915	Parts&accessories of vulcanised rubber oth thn hard rubber,of a kind used for vehicles of head 8709, 8713, 8715 or 8716	2	17	142	309
40169916	Bicycle mudguards of vulcanised rubber other than hard rubber and non-cellular rubber	132	255	365	650
40169917	Bicycle parts of vulcanised rubber other than hard rubber and cellular rubber	1	9.541	95	25.764
40169918	Bicycle accessories of vulcanised rubber other than hard rubber, non-cellular rubber, other than mudguards & parts	1	445	67	14.590
40169919	Parts&accessories of a kind used for vehicles of Chapter 87 of vulcanised rubber exc hard rubber other than HS 40169911-40169919	247	13.949	9.853	43.111
40169930	Rubber bands, of vulcanised rubber other than hard rubber, non-cellular rubber	397	880	1.408	7.168
40169951	Rubber rollers of vulcanised rubber other than hard rubber, non-cellular rubber	2.132	6.022	70.864	194.957
40169952	Tyre mould bladders of vulcanised rubber other than hard rubber, non-cellular rubber	-	78	-	3.567

Tabel 3 : Ekspor Indonesia menurut Komoditi ( Kode HS 8 digit )

Maret 2023

Kode H S	Uraian golongan barang	Berat bersih (Kg)		Nilai F.O.B. ( U S \$ )	
		Bulan ini	Kumulatif	Bulan ini	Kumulatif
(1)	(2)	(3)	(4)	(5)	(6)
40169953	Electrical insulator hoods of vulcanised rubber other than hard rubber, non-cellular rubber	1.034	4.978	4.120	11.188
40169954	Rubber grommets and rubber covers for automotive wiring harnesses of vulcanised rubber oth hard rubber, non-cellular rubber	10.882	31.321	173.886	512.627
40169959	Articles used in machinery/mechanical/electric appliances/oth technical uses,noncellular rubber, other than HS 40169951-40169954	17.430	57.150	570.909	1.816.379
40169960	Rail pads of vulcanised rubber other than hard rubber, non-cellular rubber	1	1	1.030	1.030
40169970	Structural bearings including bridge bearings of vulcanised rubber other than hard rubber, non-cellular rubber	268	1.447	1.581	14.749
40169991	Table coverings of vulcanised rubber other than hard rubber, non-cellular rubber	126	1.308	3.748	38.729
40169999	Articles of vulcanised rubber other than hard rubber, non-cellular rubber, n.e.c. in heading 4016	72.773	191.357	692.725	2.060.986
40170010	Floor tiles and wall tiles of hard rubber (for example ebonite)	568	1.399	18.422	44.591
40170020	Articles of hard rubber other than floor tiles and wall tiles	71	4.295	439	3.792
40170090	Articles of hard rubber n.e.c. in heading 4017	2.165	4.617	11.575	27.128
41019090	Raw hides and skins of bovine, including butts, bends and bellies, other than pre-tanned	-	50	-	462
41032000	Raw hides and skins of reptiles	-	3.518	-	419.062
41039000	Raw hides and skins other than bovine, sheeps and lambs, reptil, and swine	-	17	-	112
41044900	Tanned/crust hides and skins in the dry state,other than full grains,upsplit and grains split of bovine vegetable tanned	13.400	29.880	243.592	543.154
41053000	Tanned/crust skins of sheep/lambs,in the dry state (crust), without wool on, whether or not split,but not further prepared	504	505	9.247	9.252
41063200	Tanned/crust hidesskins of swine, in the dry state (crust), without wool/hair on,whether/not split,but not further prepared	52	52	1.805	1.805
41064000	Tanned or crust hides and skins of reptiles, without wool or hair on, whether or not split, but not further prepared.	10.601	24.733	1.522.261	4.242.968
41071100	Leather further prepared after tanning/crusting of bovine/equine animal, whole hides and skins,full grains,unsplit	3.387	3.387	94.945	94.950
41071200	Leather further prepared after tanning/crusting of bovine/equine animal, whole hides and skins, grains split	61.352	161.600	1.278.881	3.455.926
41071900	Leather further prep after tanning/crusting of bovine/equine animal, whole hide and skin, other than full grain,unsplit,grains split	70.208	135.705	970.346	2.537.221
41079200	Leather,other than whole hides and skins further prepared after tanning/crusting whole hides and skins, grain splits	1.321	3.062	34.719	76.994
41079900	Leather,oth thn whole hidesandskins further prepared after tanning/crusting whole hides and skins, excluding full/no grains,unsplit	133.994	351.293	480.610	943.984
41120000	Leather further prepared after tanning/ crust,of sheep/lamb wo/wool on,split/not,other than leather of heading 4114	14.470	52.432	1.408.549	5.423.711
41131000	Leather further prepared after tanning or crusting includ parchment-dressed leather, without wool/hair,of goats or kids	17.173	49.679	663.342	1.924.144
41139000	Leather further prepared after tanning/crusting includ parchment-dressed leather oth thn goats/kids, swine,& reptiles	846	2.364	719.275	1.501.042
41142000	Patent leather and patent laminated leather, metallised leather	5	80	146	981
41151000	Composition leather with a basis of leather or leather fibre, in slabs, sheets or strip, whether or not in rolls	20.980	52.730	637.827	1.603.769
41152000	Parings and oth waste of leather/composition leather, not for manufacture leather articles, leather dust,powder and flour	859	2.590	27.084	81.169

Tabel 3 : Ekspor Indonesia menurut Komoditi ( Kode HS 8 digit )

Maret 2023

Kode H S	Uraian golongan barang	Berat bersih (Kg)		Nilai F.O.B. ( U S \$ )	
		Bulan ini	Kumulatif	Bulan ini	Kumulatif
(1)	(2)	(3)	(4)	(5)	(6)
42010000	Saddlery & harness for any animal (traces,leads,knee pads,muzzles,saddle cloths,saddle bags,dog coats),of any material	424	10.996	22.662	192.925
42021110	Cases & containers,suit-case/brief-case with outer surface of leather/composition leather, max dimensions 56cmx45cmx25 cm	2.234	9.061	7.321	100.877
42021190	Cases & containers,suit-case/brief-case with outer surface of leather/composition leather, dimension more 56cmx45cmx25 cm	56.123	129.748	628.043	1.842.348
42021211	School satchels with outer surface of vulcanised fibre	542	2.301	22.170	90.115
42021219	School satchels with outer surface other than vulcanised fibre	294.448	912.385	4.725.345	15.261.228
42021291	Cases and containers,suit-case/brief-case with outer surface vulcanised fibre other than school satchels	34	8.036	760	139.542
42021299	Cases and containers,suit-case/brief-case with other than outer surface vulcanised fibre, other than school satchels	599.605	1.623.470	3.868.020	12.101.943
42021920	Trunks,suit-cases,vanity-cases executive-cases, brief-cases, school satchels & similar container,paperboard outer surface	220	453	2.011	2.664
42021990	Trunks,suit-cases,vanity-cases, executive-cases, brief-cases, school satchel&similar container, outer srface oth paperboard	9.393	22.104	40.170	109.574
42022100	Handbags,whether or not with shoulder strap,incl'd those without handle,outer surface of leather/ composition leather	556.755	1.203.777	10.310.201	26.805.303
42022210	Handbags, whether or not with shoulder strap, including those without handle :With outer surface of sheeting of plastics or of textile materials:With outer surface of sheeting of plastics	217.042	575.368	3.588.284	10.925.879
42022220	Handbags, whether or not with shoulder strap, including those without handle , with outer surface of sheeting of plastics or of textile materials, with outer surface of textile materials	112.797	466.969	1.658.127	6.615.948
42022900	Other than handbags, whether or not with shoulder strap, including those without handle :	19.696	50.922	296.675	651.099
42023100	Articles of a kind normally carried in the pocket or in the handbag,with outer surface of leather or composition leather	9.859	21.821	615.314	1.440.856
42023200	Articles of a kind normally carried in pocket/in the handbag,with outer surface of sheeting plastics or textile materials	12.440	21.969	384.930	865.419
42023900	Articles of a kind normally carried in pocket/in the handbag, oth thn sub heading 420231 - 420232	660	2.030	43.237	133.201
42029111	Cases and containers, bowling bags with outer surface of leather or of composition leather	433	3.042	3.950	182.289
42029119	Cases and containers, sports bag other than bowling bags, with outer surface of leather or of composition leather	355	1.306	23.940	97.202
42029190	Cases and containers, other sports bag, with outer surface of leather or of composition leather	56.885	156.575	2.295.569	5.947.800
42029210	Cases and containers, toiletry bags, of sheeting of plastics	554.595	1.522.810	8.377.207	23.189.086
42029220	Cases and containers, bowling bags sheeting of plastics or of textile materials	45.928	175.846	556.790	2.151.830
42029290	Cases and containers, other than toiletry bags and bowling bags, of sheeting of plastics	3.340.455	9.283.494	56.450.137	161.081.120
42029910	Cases and containers, other article, with outer surface of vulcanised fibre or paperboard	0	0	3	3
42029990	Cases & containers, n.e.c. in head 4202,of vulcanised fibre/of paperboard/wholly/mainly covered with such materials/w paper	67.238	144.558	672.950	1.653.135
42031000	Apparel, articles of apparel, of leather or of composition leather	30.330	77.877	658.728	2.456.905

Tabel 3 : Ekspor Indonesia menurut Komoditi ( Kode HS 8 digit )

Maret 2023

Kode H S	Uraian golongan barang	Berat bersih (Kg)		Nilai F.O.B. ( U S \$ )	
		Bulan ini	Kumulatif	Bulan ini	Kumulatif
(1)	(2)	(3)	(4)	(5)	(6)
42032110	Gloves, mittens and mitts : specially designed for use in sports, baseball and softball gloves	15.989	55.051	728.860	3.162.654
42032190	Gloves, mittens and mitts : specially designed for use in sports, other than baseball and softball gloves	94.136	307.214	7.940.367	25.417.468
42032910	Clothing accessories, protective work gloves, of leather or composition leather	17.896	33.341	1.087.859	1.717.261
42032990	Clothing accessories, other than protective work gloves, of leather or composition leather	4.780	33.362	344.093	1.781.078
42033000	Clothing accessories, belts and bandoliers, of leather or of composition leather	2.643	5.182	87.729	160.710
42034000	Clothing accessories, of leather or of composition leather, n.e.c. in heading no. 4203	1.208	2.317	22.588	42.463
42050010	Boot laces, mats, of leather or of composition leather	216	480	19.565	75.555
42050020	Industrial safety belts and harnesses of composition leather	15.060	36.473	135.538	354.196
42050030	Leather strings or chords of a kind used for jewellery or articles of personal adornment of composition leather	29	706	847	15.483
42050090	Articles of leather or of composition leather n.e.c. in heading 4205	3.177	9.391	104.923	304.748
43021900	Furskins, tanned/dressed,whole, with or without head,tail/paws,not assembled, oth thn of mink, other than those of heading 4303	422	674	7.977	19.596
43031000	Furskin articles, apparel and clothing accessories	48	542	618	21.227
43039090	Furskin articles, apparel and clothing accessories, n.e.c. in heading 4303	3.378	19.096	39.110	239.592
43040091	Artificial fur articles, sports bags	1	2	22	190
44011200	Fuel wood, in logs, in billets, in twigs, in faggots or in similar forms, from Non - coniferous	15.494	32.692	15.078	39.181
44012100	Wood in chips or particles, from coniferous	-	23.200	-	4.101
44012200	Wood in chips or particles, from non-coniferous	146.874.575	475.981.544	13.836.765	43.807.300
44013100	Sawdust and wood waste and scrap, agglomerated in logs, briquettes, pellets or similar forms : wood pellets	48.193.818	152.244.923	6.291.170	20.774.244
44013200	Sawdust and wood waste and scrap, agglomerated in logs, briquettes, pellets or similar forms : wood briquettes	1	1	1	1
44013900	Sawdust and wood waste and scrap, agglomerated in logs, briquettes, pellets or similar forms : wood pellets and briquettes	936.986	2.188.616	196.691	600.731
44014100	Sawdust and wood waste and scrap, not agglomerated : sawdust	119.524	391.554	53.304	97.891
44014900	Sawdust and wood waste and scrap, not agglomerated : other than sawdust	1.056.427	1.351.133	122.450	214.920
44021000	Wood charcoal (including shell or nut charcoal), whether or not agglomerated, of bamboo	3.271.436	13.172.287	959.134	3.903.288
44022010	Wood charcoal (including shell or nut charcoal), whether or not agglomerated, of shell or nut , of coconut shell	16.907.012	46.349.333	14.668.710	43.994.076
44022090	Wood charcoal (including shell or nut charcoal), whether or not agglomerated, of shell or nut , other than coconut shell	1.590.348	30.175.276	848.640	18.355.183
44029000	Wood charcoal (including shell or nut charcoal), whether or not agglomerated, of bamboo or shell or nut	32.873.906	87.917.505	15.463.983	43.242.435
44034910	Tropical wood, other than dark Red Meranti, light Red Meranti and Meranti Bakau, baulks, swalogs and veneer logs	44.000	108.805	188.812	302.832
44034990	Tropical wood, other than dark Red Meranti, light Red Meranti and Meranti Bakau, other baulks, swalogs and veneer logs	486	736	4.860	7.360
44042010	Hoopwood, split poles,piles, picket and the like of non- coniferous, chipwood	-	108.915	-	45.340
44050020	Wood flour	232.255	791.267	61.719	210.198
44071190	Wood, coniferous, of pine (Pinus spp), other than sawn lengthwise, not further worked	105.728	212.474	110.104	197.694
44071200	Wood, coniferous, of fir (Abies spp) and spruce (Picea spp), sawn or chipped lengthwise, sliced or peeled, whether or not planed, sanded or end-jointed, thick >6mm	431	2.289	1.835	13.038

Tabel 3 : Ekspor Indonesia menurut Komoditi ( Kode HS 8 digit )

Maret 2023

Kode H S	Uraian golongan barang	Berat bersih (Kg)		Nilai F.O.B. ( U S \$ )	
		Bulan ini	Kumulatif	Bulan ini	Kumulatif
(1)	(2)	(3)	(4)	(5)	(6)
44071990	Wood, coniferous, other than sawn lengthwise not further worked, other than HS 44071110-44071400	18.928	51.101	155.876	363.107
44072110	Wood, tropical wood, of mahogany (Swietenia spp), planed, sanded or end-joint	248.641	469.965	198.044	417.242
44072210	Wood, tropical wood, of virola, imbuia and balsa, planed, sanded or end-joint	3.665	14.033	20.216	82.080
44072290	Wood, tropical wood, of virola, imbuia and balsa, other than planed, sanded or end-joint	24.805	25.050	44.801	45.789
44072320	Wood, tropical wood, of teak, planed, sanded or end-joint	26.199	33.848	60.198	75.795
44072513	Wood, tropical wood, of dark red meranti or light red meranti, planed, sanded or end-jointed	198.847	469.565	397.033	886.090
44072529	Wood, tropical wood, of meranti bakau, other than planed, sanded or end-jointed	-	8.628	-	13.422
44072630	Wood, tropical wood, of white lauan, white meranti, white seraya, yellow meranti, and alan, planed, sanded or end-jointed	3.736	16.562	4.656	19.058
44072913	Wood, tropical wood, of jelutong (Dyera spp), planed, sanded or end-joint	147.399	426.222	175.861	509.028
44072923	Wood, tropical wood, of kapur (Dryobalanops spp), planed, sanded or end-joint	-	14.000	-	2.173
44072933	Wood, tropical wood, of kempas (Koompasia spp), planed, sanded or end-joint	36.109	75.064	27.099	52.480
44072943	Wood, tropical wood, of keruing (Dipterocarpus spp), planed, sanded or end-joint	143.423	258.453	105.949	187.700
44072973	Wood, tropical wood, of balau (Shorea spp), planed, sanded or end-joint	76.015	154.963	41.071	92.467
44072983	Wood, tropical wood, of mengkulang (Heritiera spp), planed, sanded or end-joint	12.597	12.597	8.345	8.345
44072991	Wood, tropical wood, of jongkong (Dactylocladus spp) and merbau (Intsia spp), planed, sanded or end-jointed	2.563	25.310	4.987	21.419
44072994	Wood, tropical wood, of albizia (Paraserianthes falcataria), planed, sanded or end-jointed	9.785	29.644	10.134	31.978
44072996	Wood, tropical wood, of rubber (Hevea brasiliensis), planed, sanded or end-jointed	3.189.908	6.730.474	1.500.208	3.176.574
44072998	Wood, sawn other than HS 44062991 - 44072997, planed, sanded or end-jointed	894.918	2.104.292	1.104.367	2.911.232
44079130	Wood, non-coniferous and other than tropical wood, of oak (Quercus spp), planed, sanded or end-jointed	167	586	753	2.706
44079210	Wood, non-coniferous and other than tropical wood, of beech (Fagus spp), planed, sanded or end-jointed	123	1.253	325	5.678
44079390	Wood, non-coniferous and other than tropical wood, of maple (Acer spp), other than planed, sanded or end-jointed	660	698	916	4.855
44079790	Wood, non-coniferous and other than tropical wood, of poplar and aspen (Populus spp), other than planed, sanded or end-jointed	7.551	7.551	14.111	14.111
44079910	Wood, non-coniferous and other than tropical wood, other than n.e.c. sub heading 440797, planed, sanded or end-jointed	16.344	24.501	93.904	160.819
44079990	Wood, non-coniferous and other than tropical wood, other than n.e.c. sub heading 440797, other than planed, sanded or end-jointed	88	88	72	72
44081010	Wood, coniferous, cedar wood pencil slats, Radiata pinewood of a kind used for blockboard manufacture	102.600	283.330	641.406	1.662.392
44081030	Wood, coniferous, face veneer sheets, Radiata pinewood of a kind used for blockboard manufacture	1.432	2.792	19.789	27.094
44081090	Wood, coniferous, other than cedar wood pencil slats radiata pinewood used for blockboard manufacture, other than face veneer sheets	4	123.402	152	95.997
44083100	Dark Red Meranti, Light Red Meranti and Meranti Bakau of tropical wood, sheets for veneering, plywood and laminated wood	323.821	416.501	362.067	500.403

Tabel 3 : Ekspor Indonesia menurut Komoditi ( Kode HS 8 digit )

Maret 2023

Kode H S	Uraian golongan barang	Berat bersih (Kg)		Nilai F.O.B. ( U S \$ )	
		Bulan ini	Kumulatif	Bulan ini	Kumulatif
(1)	(2)	(3)	(4)	(5)	(6)
44083920	Face veneer sheets of tropical wood, other than Red Meranti, Light Red Meranti and Meranti Bakau	130.481	163.478	138.219	240.484
44083990	Other than Jelutong wood pencil slats and face veneer sheets, other than Red Meranti, Light Red Meranti, and Meranti Bakau	3.069.867	10.055.489	3.493.542	11.189.827
44089010	Face veneer sheets, of non-coniferous and other than tropical wood	4.149.839	11.212.584	3.541.813	9.903.155
44089090	Wood, other than in heading 4408, sheets for veneer/plywood, oth wood sawn, slice/peel, whether/not plan, sand/end-join,thick≤6mm	2.326.819	5.331.871	2.112.000	5.004.703
44091000	Coniferous wood, cotinuously shaped along any of its edgee,ends/faces, non planed,sanded or end-jointed	399.678	1.200.681	977.908	2.502.983
44092100	Wood, non-coniferous of bamboo, cotinuously shaped along any of its edgee, ends/faces, whether or not planed,sanded or end-jointed	5.490	9.998	13.120	31.520
44092200	Wood,non-coniferous of tropical wood, cotinuously shaped along any of its edgee,ends/faces,whether or not planed,sanded/end-jointed	40.060.918	105.126.062	44.271.961	119.777.770
44092900	Wood, non-coniferous, other than in heading 4409, cotinuously shaped along any of its edgee, ends/faces, whether or not planed, sanded or end-jointed	1.903.849	4.173.599	2.084.830	5.276.549
44101100	Particle board of wood, whether or not agglomerated with resins or other organic binding substances	5.055.689	8.454.494	977.558	2.029.547
44101900	Similar board (for example, waferboard) of wood, whether or not agglomerated with resins or other organic binding substances	-	10	-	7
44109000	Particle board, oriented strand board (OSB) and similar board (for example, waferboard), of other ligneous materials, whether or not agglomerated with resins or other organic binding substances	-	992	-	6.131
44111200	Medium density fibreboard (MDF), of a thickness not exceeding 5 mm, whether or not bonded with resins or other organic substances	12.314.701	31.836.948	4.889.790	12.685.758
44111300	Medium density fibreboard (MDF), of a thickness exceeding 5 mm but not exceeding 9 mm, whether or not bonded with resins or other organic substances	4.604.003	12.353.026	1.580.642	4.237.966
44111400	Medium density fibreboard (MDF), of a thickness exceeding 9 mm, whether or not bonded with resins or other organic substances	8.437.435	19.421.477	2.278.686	5.911.289
44119200	Ligneous materials other than fibreboard, of a density exceeding 0.8 g/cm3, whether or not bonded with resins or other organic substances	1.290	3.225	3.573	8.933
44119300	Ligneous materials other than fibreboard, of a density exceeding 0.5 g/cm3 but not exceeding 0.8 g/cm3, whether or not bonded with resins or other organic substances	11.501.345	14.482.410	2.996.417	3.807.803
44119400	Ligneous materials other than fibreboard, of a density not exceeding 0.5 g/cm3, whether or not bonded with resins or other organic substances	-	12	-	12
44121000	Plywood, veneered panels and similar laminated wood, of bamboo	68.457	124.704	95.627	265.524
44123100	Plywood, consisting solely of sheets of wood (not bamboo), each ply ≤ 6mm thickness, with at least one outer ply of tropical wood	89.003.335	253.949.824	87.185.674	254.645.116
44123300	Plywood,consisting solely of sheets of wood(not bamboo),each ply≤6mm thickness,with at least one outer ply of non-coniferous wood of the species alder,ash,beech,birch,cherry,chestnut,elm,eucalyptus,hickory,horse chestnut,lime,maple,oak,plane tree,poplar&aspen,robinia,tulipwood/walnut	16.977.031	40.008.096	15.622.447	36.872.338
44123400	Plywood, consisting solely of sheets of wood (not bamboo), each ply ≤ 6mm thickness, with at least one outer ply of non-coniferous wood not specified under subheading 441233	1.799.747	3.946.631	1.410.019	3.085.773



Tabel 3 : Ekspor Indonesia menurut Komoditi ( Kode HS 8 digit )

Maret 2023

Kode H S	Uraian golongan barang	Berat bersih (Kg)		Nilai F.O.B. ( U S \$ )	
		Bulan ini	Kumulatif	Bulan ini	Kumulatif
(1)	(2)	(3)	(4)	(5)	(6)
44123900	Plywood, consisting solely of sheets of wood (not bamboo), each ply ≤ 6mm thickness, with both outer plies of coniferous wood	390.434	971.563	676.577	1.567.055
44124110	Laminated veneered lumber, with at least one outer ply of teak	1.004	1.004	144	144
44124190	Laminated veneered lumber, with at least one outer ply of tropical wood other than teak	1.276.654	3.999.092	1.868.864	5.598.302
44124200	Laminated veneered lumber, with at least one outer ply of non-coniferous wood	73.674	186.524	83.926	217.266
44124900	Laminated veneered lumber, with both outer plies of coniferous wood	63.651	827.332	58.084	489.678
44125100	Blockboard, laminboard, and battenboard, with at least one outer ply of tropical wood	24.829.817	69.986.310	28.477.474	79.533.473
44125200	Blockboard, laminboard, and battenboard, with at least one outer ply of non-coniferous wood	1.186.771	3.556.009	2.380.407	6.497.081
44125900	Blockboard, laminboard, and battenboard, with both outer plies of coniferous wood	1.223.590	2.702.798	1.269.901	2.874.961
44129110	Other plywood, with at least one outer ply of teak	17.057	38.935	27.666	57.536
44129190	Other plywood, with at least one outer ply of tropical wood other than teak	963.491	3.165.666	2.124.776	6.830.769
44129900	Other plywood, with both outer plies of coniferous wood	871.335	2.335.534	1.040.120	2.881.501
44130000	Densified wood, in blocks, plates, strips or profile shapes.	-	25.879	-	27.363
44141000	Wooden frames for paintings, photographs, mirrors or similar objects, of tropical wood	553.811	1.487.595	2.797.872	7.847.645
44149000	Wooden frames for paintings, photographs, mirrors or similar objects, of other than tropical wood	110.935	474.807	588.629	2.122.439
44151000	Cases, boxes, crates, drums and similar packings, cabledrums of wood	487.987	978.970	748.569	1.669.331
44152000	Pallets, box pallets and other load boards, pallet collars of wood	734.267	1.659.775	567.537	1.358.080
44160010	Staves	5.350	5.530	12.683	12.846
44160090	Casks, barrels, vats, tubs and other coopers' products and parts thereof, of wood	185	2.150	2.033	9.439
44170090	Tools, tool bodies, tool handles, broom or brush bodies and handles, of wood	220.259	473.686	570.382	1.143.172
44181100	Windows, French-windows and their frames, of tropical wood	408.495	651.236	520.192	1.276.549
44181900	Windows, French-windows and their frames, of other than tropical wood	667	27.191	4.248	54.089
44182100	Doors and their frames and thresholds, of tropical wood	3.710.684	9.255.175	8.065.559	20.630.606
44182900	Doors and their frames and thresholds, of other than tropical wood	5.778.023	14.937.811	12.327.801	32.287.720
44183000	Posts and beams other than products of subheadings 441881 to 441889	-	2.047	-	10.814
44185000	Shingles and shakes	50.320	94.167	33.274	41.311
44187310	Assembled flooring panels, of bamboo or with at least the top layer (wear layer) of bamboo, for mosaic flooring	-	51	-	201
44187390	Assembled flooring panels, of bamboo or with at least the top layer (wear layer) of bamboo, other than mosaic flooring, of other than multilayer of bamboo	-	1	-	2
44187400	Assembled flooring panels, other than of bamboo or with at least the top layer (wear layer) of bamboo, for mosaic flooring	2.979	7.353	13.063	38.598
44187500	Assembled flooring panels, other than of bamboo or with at least the top layer (wear layer) of bamboo, other than mosaic flooring, multilayer	1.386.363	4.318.395	4.323.136	13.662.879
44187900	Assembled flooring panels, other than of bamboo or with at least the top layer (wear layer) of bamboo, other than mosaic flooring, other than multilayer	815.506	2.528.237	2.011.798	6.309.895
44188110	Engineered structural timber products, glue-laminated timber (glulam), in block shape	1.583.667	5.189.495	3.507.749	11.033.768

Tabel 3 : Ekspor Indonesia menurut Komoditi ( Kode HS 8 digit )

Maret 2023

Kode H S	Uraian golongan barang	Berat bersih (Kg)		Nilai F.O.B. ( U S \$ )	
		Bulan ini	Kumulatif	Bulan ini	Kumulatif
(1)	(2)	(3)	(4)	(5)	(6)
44188190	Engineered structural timber products, glue-laminated timber, in other than block shape	1.771.900	4.152.638	3.072.506	7.908.308
44189100	Builders' joinery and carpentry of wood, other than HS 44181100-44188900, of bamboo	859	8.217	1.515	6.938
44189200	Builders' joinery and carpentry of wood, other than HS 44181100-44188900, of cellular wood panels	492.893	1.503.955	595.319	1.774.471
44189900	Builders' joinery and carpentry of wood, other than HS 44181100-44188900, other than of bamboo and cellular wood panels	10.977.824	23.830.122	11.566.238	26.916.883
44191100	Bread boards, chopping boards, and similar boards of bamboo	259	376	923	1.841
44191200	Chopsticks of bamboo	2	12	71	255
44191900	Tableware and kitchenware, of bamboo, other than HS 44191100-44191200	49	554	1.349	9.688
44192000	Tableware and kitchenware, of tropical wood	498.441	1.513.466	1.830.225	5.270.927
44199000	Tableware and kitchenware, other than of bamboo and tropical wood	177.205	678.378	711.884	2.073.961
44201100	Statuettes and other ornaments, of tropical wood	858.207	2.213.969	3.535.571	9.350.435
44201900	Statuettes and other ornaments, other than of tropical wood	331.618	1.031.973	1.416.089	4.405.657
44209010	Wooden articles of furniture not falling in Chapter 94	260.723	818.117	834.065	2.346.114
44209020	Boxes and other small containers intended for and suitable for carrying in the pocket, in the handbag or on the person of wood	-	11.748	-	5.700
44209090	Wood marquetry and inlaid wood, caskets and cases for jewellery or cutlery, and similar articles, of wood	121	6.666	1.001	30.583
44211000	Clothes hangers of wood	1.661	5.436	54.444	83.102
44212000	Coffins of wood	23.203	71.281	98.384	264.198
44219110	Spools, cops and bobbins, sewing thread reels and the like of bamboo	-	60	-	315
44219120	Match splints of bamboo	190	190	336	336
44219130	Candy sticks, ice-cream sticks and ice-cream spoons of bamboo	3	3	115	121
44219140	Fans and handscreens, frames and handles therefor, and parts thereof of bamboo	14	80	400	2.038
44219150	Prayer beads of bamboo	3	56	169	880
44219160	Toothpicks of bamboo	60	100	60	210
44219190	Article of bamboo, other than HS 44219110 - HS 44219160	14.563	39.661	35.000	107.951
44219910	Spools, cops and bobbins, sewing thread reels and the like of other than bamboo	16	75	859	2.059
44219930	Wooden pegs or pins for footwear of other than bamboo	-	651	-	2.751
44219940	Candy sticks, icecream sticks and icecream spoons of other than bamboo	1	12.563	29	26.474
44219970	Fans and handscreens, frames and handles therefor, and parts thereof of other than bamboo	3	3	152	152
44219980	Toothpicks of other than bamboo	100	100	312	312
44219993	Prayer beads of other than bamboo	5	6	95	144
44219994	Other beads of other than bamboo	122	319	2.285	6.794
44219995	Sticks of a kind used for making joss sticks, of other than bamboo	-	3.529	-	1.511
44219996	Barecore, of other than bamboo	28.035.759	83.191.941	14.774.890	40.927.489
44219999	Article of wood, other than bamboo, articles other than HS 44219910 - HS 44219996	132.326	421.515	945.220	2.353.258
45020000	Natural cork, debarked or roughly squared or rectangular blocks, plates, sheets or strip (include sharpened blanks for corks or stoppers)	5	26	103	315
45039000	Articles of natural cork, other than corks and stoppers	784	1.423	5.882	9.495
45041000	Blocks, plates, sheets and strip, tiles of any shape, solid cylinders (including discs), of agglomerated cork	54	107	1.346	1.359
45049000	Articles of agglomerated cork other than blocks, plates, sheets and strip, tiles of any shape, solid cylinders, including discs.	-	1	-	50

Tabel 3 : Ekspor Indonesia menurut Komoditi ( Kode HS 8 digit )

Maret 2023

Kode H S	Uraian golongan barang	Berat bersih (Kg)		Nilai F.O.B. ( U S \$ )	
		Bulan ini	Kumulatif	Bulan ini	Kumulatif
(1)	(2)	(3)	(4)	(5)	(6)
46012100	Plaiting materials, plaits and similar products of plaiting materials, mats, matting and screens, of bambo	63.518	242.264	109.671	304.084
46012200	Plaiting materials, plaits and similar products of plaiting materials, mats, matting and screens, of rattan	40.163	106.430	480.501	1.436.417
46012900	Plaiting materials, plaits and similar products, mats, matting and screens, of vegetable materials other than bamboo and rattan	43.337	108.792	252.187	516.917
46019210	Plaits and similar products of plaiting materials, whether or not assembled into strips of bamboo	1.200	18.814	90	53.490
46019220	Fans and handscreens, frames and handles therefor, and parts thereof of bamboo	-	942	-	1.706
46019290	Plaiting materials, plaits and similar products of plaiting materials, of bamboo, other than HS 46019210 - HS 46019220	159.416	257.264	140.614	247.429
46019310	Plaits and similar products of plaiting materials, whether or not assembled into strips of rattan	1.484	11.142	18.015	82.315
46019320	Fans and handscreens, frames and handles therefor, and parts thereof of rattan	271	3.468	6.896	92.552
46019390	Plaiting materials, plaits and similar products of plaiting materials, of rattan, other than HS 46019310 - HS 46019320	4.409	17.533	8.013	174.977
46019410	Plaits and similar products of plaiting materials, whether or not assembled into strips of vegetable materials	843	2.312	69.961	146.575
46019420	Fans and handscreens, frames and handles therefor, and parts thereof of vegetable materials	-	183	-	552
46019490	Plaiting materials, plaits&similar products of plaiting materials,of vegetable materials, other than HS 46019410- 46019420	4.203	6.997	8.393	24.353
46019910	Mats and matting of other than bamboo, rattan, and other vegetable materials	14	14	127	127
46019920	Plaits and similar products of plaiting materials, whether or not assembled into strips	2.201	4.923	13.911	51.065
46019990	Plaiting materials, plaits and similar product of plaiting material, product of non-vegetable materials, other than HS 46019910-46019930	49.945	97.890	185.549	305.822
46021110	Travelling bags and suitcases of bamboo	227	238	6.081	6.378
46021190	Basketwork, wickerwork and other articles, of bamboo, other than HS 46021110 - HS 46021120	225.695	506.054	617.928	1.875.477
46021210	Travelling bags and suitcases of rattan	66.684	195.829	578.490	1.385.811
46021220	Envelopes for bottles of rattan	2.813	4.599	37.106	60.574
46021290	Basketwork, wickerwork and other articles, of rattan, other than HS 46021210 - HS 46021220	749.282	2.007.428	3.592.853	9.860.923
46021910	Travelling bags and suitcases of vegetable materials other than of bamboo and rattan	13.454	93.032	143.326	304.902
46021920	Envelopes for bottles of vegetable materials other than of bamboo and rattan	-	228	-	7.460
46021990	Basketwork, wickerwork and other articles, of vegetable materials other than bamboo and rattan, other than HS 46021910 - 46021920	313.112	886.231	2.020.342	5.847.280
46029010	Travelling bags and suitcases of other than vegetable materials	11.959	18.188	74.216	97.776
46029020	Envelopes for bottles of other than vegetable materials	20	20	26	26
46029090	Basketwork, wickerwork and other articles, of other than vegetable materials, other than HS 46029010 - HS 46029020	80.189	219.152	666.959	1.500.116
47020020	Chemical wood pulp, dissolving grades, of non-coniferous	86.372.546	225.760.489	51.226.631	136.414.660
47032900	Chemical wood pulp, soda or sulphate other than dissolving grades, semi-bleached or bleached, of non-coniferous wood	423.457.126	1.218.551.338	262.435.863	787.171.994
47061000	Pulp, cotton linters pulp	4	4	2	2
47062000	Pulp of fibres derived from recovered (waste and scrap) paper or paperboard	4.984.031	12.245.854	1.292.021	3.236.364
47063000	Pulps of fibres derived from bamboo	61	65	115	153
47069100	Pulps of fibres derived from other fibrous cellulosic material obtained by mechanical processes	111.037	183.613	656.683	1.201.345

Tabel 3 : Ekspor Indonesia menurut Komoditi ( Kode HS 8 digit )

Maret 2023

Kode H S	Uraian golongan barang	Berat bersih (Kg)		Nilai F.O.B. ( U S \$ )	
		Bulan ini	Kumulatif	Bulan ini	Kumulatif
(1)	(2)	(3)	(4)	(5)	(6)
47071000	Recovered (waste and scrap) unbleached kraft paper or paperboard or corrugated paper or paperboard	319.816	881.496	41.640	128.325
47072000	Recovered (waste and scrap) other paper or paperboard made mainly of bleached chemical pulp, not coloured in the mass	20	235	1.210	41.535
47073000	Paper or paperboard, waste and scrap, made mainly of mechanical pulp (e.g newspapers, journals & similar printed matter)	-	837	-	3.225
47079000	Paper or paperboard (waste and scrap), of paper or paperboard n.e.c. sub heading 470710 - 470730 and of unsorted waste and scrap	1.521.907	3.818.220	245.805	581.128
48010011	Newsprint, weighing not more than 55 g/m2, in rolls, of a width exceeding 28 cm but not exceeding 36 cm	792.569	4.223.565	510.005	2.701.055
48010012	Newsprint, weighing not more than 55 g/m2, in rolls, other than HS 48010011	2.336.402	7.590.163	1.604.780	5.129.220
48010014	Newsprint, weighing not more than 55g/m2, in sheets, square or rectangular, one side >36 cm, and other side >15 cm in the unfolded state	-	2	-	2
48010024	Newsprint, weighing more than 55g/m2, in sheets, square or rectangular, one side >36 cm, and other side >15 cm in the unfolded state	535	645	531	847
48021000	Hand-made paper and paperboard	-	24.332	-	22.964
48022010	Uncoated paper and paperboard in roll of not more than 15 cm in width or in rectangular sheet of which no side more than 36 cm in the unfolded state	1	1	664	664
48022090	Uncoated paper and paperboard in rolls of more than 15 cm in width or in rectangular sheet of which no side more than 36 cm in the unfolded state	-	1.266	-	2.418
48025429	Paperboard, o.t. carbonising base paper weighing <20g/m2, in rolls of >15cm, in width or rectangular sheet of which no side > 36cm, unfold state, weighing <40g/m2	-	18.686	-	25.911
48025440	Uncoated paper and paperboard, used for writing, printing and other graphic, in rolls of ≤ 15cm, in width or in rectangular sheet > 36cm, unfold state	1.180	2.620	380	1.180
48025450	Uncoated paper and paperboard, multi-ply paper and paperboard	50	50	113	113
48025490	Carbonising base paper, other than HS 48025430 - HS 48025450	-	9.873	-	18.265
48025569	Paper and paperboard of a kind used for writing, printing and other graphic purposes, of a width exceeding 15 cm	6.956.836	24.089.471	6.322.906	21.894.152
48025590	Paper and paperboard, other than multi-ply paper	64.282.256	194.681.303	50.585.775	155.422.612
48025641	Paper and paperboard of a kind used for writing, printing and other graphic purposes, width <36cm in rectangular sheet, unfolded state	16.404.298	53.642.171	15.888.263	52.031.590
48025690	Paper and paperboard, used for writing, printing and other graphic purposes, 40-150 g/m2, 1 side <435mm and other side <297mm, other than multi-ply paper	117.076.158	334.094.281	101.575.836	287.019.763
48025721	Paper and paperboard, used for writing, printing and other graphic purposes, with no side > 36cm, unfolded state, weight 40-150 g/m2	-	539	-	2.386
48025729	Paper and paperboard, used for writing, printing and other graphic purposes, with no side ≤36cm, unfolded state, weight 40-150 g/m2	5.597.567	20.238.077	5.359.871	19.184.539
48025790	Paper and paperboard, other than multi-ply paper, unfolded state, weighing 40 g/m2-150 g/m2	26.871.433	87.794.137	22.427.514	72.228.323
48025829	Fancy paper and paperboard, in rolls of width > 15 cm in rectangular sheet with one side ≤ 36cm and other side ≤ 15 cm, weighing ≥150 g/m2, unfolded state	-	17.355	-	38.702
48025831	Paper and paperboard, for writing, printing and other graph purpose, in rolls of width > 15 cm in rectangular shape, with no side > 36cm, unfolded state, weighing ≥150 g/m2	303.658	777.944	330.199	940.416

Tabel 3 : Ekspor Indonesia menurut Komoditi ( Kode HS 8 digit )

Maret 2023

Kode H S	Uraian golongan barang	Berat bersih (Kg)		Nilai F.O.B. ( U S \$ )	
		Bulan ini	Kumulatif	Bulan ini	Kumulatif
(1)	(2)	(3)	(4)	(5)	(6)
48025839	Paper and paperboard, for writing, printing and other graph purpose, in rolls of width ≤ 15 cm in rectangular shape, with no side > 36cm, unfolded state, weighing ≥150 g/m2	4.681.038	11.191.869	4.662.360	11.332.494
48025891	Paper and paperboard, weighing 150g/m2 - 225 g/m2, unfolded state, other than HS 48025821 - HS 48025840	3.819.421	10.019.025	3.509.585	9.396.749
48025899	Paper and paperboard, weighing < 150g/m2, unfolded state, other than HS 48025821 - HS 48025840	1.194.162	4.254.662	1.074.698	4.020.477
48030030	Toilet or facial tissue stock, towel or napkin stock and similar paper, of cellulose wadding or of webs of cellulose fibres	10.751	14.006	5.255	5.689
48030090	Toilet or facial tissue stock, towel or napkin stock and similar paper, of other than cellulose wedding/webs of cellulose fibres	69.918.940	191.887.037	83.879.748	234.293.890
48041100	Kraftliner, unbleached	-	100.930	-	41.142
48041900	Kraftliner, bleached	-	61.178	-	61.735
48042190	Sack kraft paper, unbleached, of other than kind used for making cement bags	-	343.126	-	200.794
48042990	Sack kraft paper, bleached, of other than kind used for making cement bags	-	11.470	-	15.033
48043190	Kraft paper and paperboard weighing 150 g/m2 or less, unbleached, other than HS 48043110 - HS 48043150	84.025	726.164	106.641	835.490
48043920	Kraft paper and paperboard weighing 150 g/m2 or less, bleached, used for making food packaging	13.563	13.563	18.394	18.394
48043990	Kraft paper and paperboard weighing 150 g/m2 or less, bleached, other than HS 48043910 and HS 48043920	3.543.843	10.630.918	3.827.625	11.604.476
48044190	Kraft paper and paperboard weighing 150 g/m2 - 225 g/m2, unbleached, other than electrical grade insulating kraft paper	48.560	52.760	28.165	33.035
48044290	Paper and paperboard not used for making food package, bleached uniformly > 95% by total of fibre content of wood fibre chemically	510.568	2.016.244	476.876	1.870.522
48045910	Kraft paper and paperboard, uncoated, for making food packaging, weight 225g/m2 or more, other than in subheading 480451 & 480452	108	108	427	427
48051100	Semichemical fluting paper	1.347.573	3.374.117	747.915	2.086.657
48051910	Fluting paper other than semichemical and straw, weighing more than 150 g/m2 but less than 225 g/m2	6.744.484	7.308.000	2.610.045	2.822.897
48051990	Fluting paper other than semichemical and straw, weighing less than 150 g/m2 or more than 225 g/m2	86.796.667	255.244.517	32.010.871	93.529.770
48052400	Testliner (recycled liner board), weighing 150 g/m2 or less	3.027.445	14.476.236	1.171.500	5.506.592
48052510	Testliner (recycled liner board), Weighing more than 150 g/m2 but less than 225 g/m2	3.092.248	4.470.409	1.187.298	1.729.185
48052590	Testliner (recycled liner board), weighing equal or more than 225 g/m2	321.096	472.964	121.497	193.264
48053090	Sulphite wrapping paper, other than coloured paper of a kind used for wrapping wooden match box	-	15	-	159
48054000	Filter paper and paperboard	4	4	10	10
48055000	Felt paper and paperboard	3.982.490	9.044.353	2.494.615	5.590.204
48059190	Paper other than for packing of flat glass products, resin content by weight of 0.6% or less and manufacture joss paper, weighing 150 g/m2 or less	2.728.289	5.855.044	1.805.642	3.864.806
48059290	Uncoated paper and paperboard, in rolls or sheets, weighing more than 150 g/m2 but less than 225 g/m2, other than multiply paper and paperboard	252.426	252.426	181.999	181.999
48059310	Multiply paper and paperboard, uncoated paper and paperboard, in rolls or sheets, weighing 225 g/m2 or more	1.493.975	5.106.878	678.955	2.236.522
48059390	Uncoated paper and paperboard, in rolls or sheets, weighing 225 g/m2 or more, other than multiply paper and paperboard and blotting paper	421.274	1.957.803	173.753	819.846
48062000	Greaseproof papers	2.060.090	4.635.187	3.372.872	7.728.539
48063000	Tracing papers	-	1.553	-	16.824
48064000	Glassine and other glazed transparent or translucent papers	22.439	106.631	43.279	196.816

Tabel 3 : Ekspor Indonesia menurut Komoditi ( Kode HS 8 digit )

Maret 2023

Kode H S	Uraian golongan barang	Berat bersih (Kg)		Nilai F.O.B. ( U S \$ )	
		Bulan ini	Kumulatif	Bulan ini	Kumulatif
(1)	(2)	(3)	(4)	(5)	(6)
48089090	Paper and paperboard, other than HS code 48089020 - 48089030	10.961	21.641	13.749	25.967
48092000	Self-copy paper	5.339.736	14.739.834	8.421.473	23.153.829
48101399	Paper and paperboard, not printed, of a width of more than 150 mm, in rolls	3.277.304	5.913.712	4.046.443	7.842.300
48101499	Paper and paperboard, not printed, of which no side less than 360 mm, in sheets with one side less than 435 mm and the other side less than 297 mm unfolded state	230.668	392.384	248.162	422.584
48101910	Paper and paperboard, printed for self-record apparatus, no side exceed 360mm unfold state, have <10% weight, contain fibre of chemical or mechanical process, one side >435 mm and other side >297mm	298.242	782.714	939.372	2.105.847
48101990	Paper and paperboard, not printed for self-record apparatus, no side exceed 360mm unfold state, have <10% weight, contain fibre of chemical/mechanical process, one side >435 mm and other side >297mm	1.512.489	3.345.591	2.379.324	5.160.637
48102999	Paper and paperboard, not printed for self-record apparatus, in rolls of a width of >150 mm, or in sheets of which no side less than 360 mm in the unfolded state, other than lightweight coated paper	13.942.786	37.103.538	12.392.384	33.381.504
48103990	Kraft paper and paperboard, unbleached in rolls of >150 mm width or in sheets of no side >360 mm in the unfolded state	128.702	153.745	83.088	103.479
48109290	Paper and paperboard, multi-ply, in rolls of >150 mm in width or sheets of which side >360 mm in the unfolded state	7.063.030	23.027.429	3.946.019	12.370.714
48109990	Paper and paperboard, other than multi-ply, in rolls of >150mm in width or sheets of which side >360mm in the unfolded state	-	23.636	-	83.889
48111090	Tarred, bituminised or asphalted paper and paperboard, in rolls of >15 cm in width, in rectangular (include square), or in sheets of which side >36cm unfolded	-	17.500	-	41.888
48114120	Gummed or adhesive paper and paperboard, self-adhesive, in rolls of <15cm in width or in rectangular (include square) sheets of which side <36cm unfolded	-	12.134	-	22.078
48114190	Gummed or adhesive paper and paperboard, self-adhesive, in rolls of >15cm in width or in rectangular (include square) sheets of which side >36cm unfolded	861.080	2.203.889	2.242.030	5.841.781
48114900	Gummed or adhesive paper and paperboard, other than self-adhesive	950	26.484	8.600	70.025
48115199	Paper and paperboard coated, bleached, weigh >150g/m2, in rolls of ≤15cm in width, or in sheets of which side >36cm unfolded state, other than floor covering	74.196	74.196	91.875	91.875
48115920	Paper and paperboard covered on both faces with transparent films of plastics and with a lining of aluminium foil, for the packaging of liquid food products, bleached, weigh ≤150 g/m2	100	100	118	118
48115999	Paper and paperboard coated, bleached, weigh ≤150g/m2, in roll of >15cm in width, or in sheets of which side >36cm unfold state, other than floor covering	2.389.241	6.714.266	3.099.589	8.824.410
48116099	Paper & paperboard, coated, soak/covered with wax, parfin wax, starin, oil/glycerol, in rolls ≥15cm width/rectangular (include square) sheets of which side >36cm, unfolded state, o.t floor coverings	3.884	3.884	15.014	15.014
48119093	Paper and paperboard, cellulose wadding and web cellulose fibre, in roll >15cm width or rectangular sheets of which side <36cm unfold state, other than floor coverings and marbled paper	11.872	23.253	307.722	512.931
48119099	Paper, paperboard, cellulose wadding and webs of cellulose fibres other than HS 48119091 - 48119092	187.050	789.509	329.727	1.650.792
48131000	Cigarette paper, in the form of booklets or tubes.	141.247	358.264	4.225.523	10.906.159
48132010	Cigarette tipping paper, in rolls of width not exceeding 5 cm	11.672	11.689	84.465	84.546
48132021	Tobacco wrapping paper, uncoated, in rolls of width not exceeding 5 cm	302.590	351.232	635.741	775.029

Tabel 3 : Ekspor Indonesia menurut Komoditi ( Kode HS 8 digit )

Maret 2023

Kode H S	Uraian golongan barang	Berat bersih (Kg)		Nilai F.O.B. ( U S \$ )	
		Bulan ini	Kumulatif	Bulan ini	Kumulatif
(1)	(2)	(3)	(4)	(5)	(6)
48132023	Plug wrap paper having a porosity of not more than 12 cm3 (min- 1cm-2) in CORESTA Air Permeability unit, uncoated, in rolls of width not exceeding 5 cm	390.821	1.164.203	725.560	2.189.121
48132029	Cigarette paper other than tobacco wrapping paper and plug wrap paper, uncoated, in rolls of width not exceeding 5 cm	201.611	789.412	409.285	1.730.754
48132032	Plug wrap paper, coated, in rolls of width not exceeding 5 cm	27.059	41.716	52.780	82.207
48132039	Cigarette paper other than tobacco wrapping paper and plug wrap paper, coated, in rolls of width not exceeding 5 cm	-	3.880	-	7.796
48139012	Cigarette tipping paper, coated, in rolls of a width exceeding 5 cm	217.246	602.696	451.916	1.153.578
48139019	Cigarette paper, other than tobacco wrapping paper and tipping paper, coated, in rolls of a width exceeding 5 cm	25	5.745	45	23.997
48139099	Cigarette paper, oter than tobacco wrapping paper, uncoated, in rolls of a width not exceeding 5 cm	291.565	689.217	587.462	1.338.280
48142099	Wallpaper and similar wall coverings, other than photo murals, of a width exceeding 60cm	1	4	33	72
48162010	Selfcopy paper (other than those of heading 4809), in rolls of a width exceeding 15 cm but not exceeding 36 cm	1.764.820	4.906.607	2.747.273	7.579.250
48162090	Self-copy paper (other than those of heading 4809), in rolls except of a width exceeding 15 cm but exceeding 36 cm	28.812	650.435	49.747	1.143.781
48169090	Paper, carbon paper and other copying or transfer papers (other than those of heading no 4809), other than HS 48162010-48169050	47.123	558.144	62.052	723.750
48171000	Envelopes	210.780	589.225	463.651	1.284.577
48172000	Letter cards, plain postcards and correspondence cards	-	61	-	1.649
48181000	Toilet paper	3.147.743	8.354.699	4.787.738	12.459.439
48182000	Handkerchiefs, cleansing or facial tissues and towels	6.615.481	17.645.408	10.109.913	26.872.512
48183020	Serviettes	646.937	1.730.693	1.073.003	2.850.468
48189000	Cellulose wadding or webs of cellulose fibres, of a kind used for household or sanitary purposes, in rolls of a width not exceeding 36 cm, or cut to size or shape	100.454	291.770	141.838	418.266
48191000	Cartons, boxes and cases of corrugated paper or paperboard	1.305.766	2.832.336	1.503.084	3.482.367
48192000	Folding cartons, boxes and cases of non-corrugated paper or paperboard	993.713	2.396.293	2.047.969	5.283.945
48193000	Sacks and bags having a base of a width of 40 cm or more	142.622	370.613	324.404	835.211
48194000	Other sacks and bags of paper, paperboard, cellulose wadding or webs of cellulose fibres, including cones	1.597.764	4.481.909	5.046.424	13.907.744
48195000	Other packing containers of paper, paperboard, cellulose wadding or webs of cellulose fibres, including record sleeves	429.348	1.732.839	1.865.488	6.963.868
48196000	Box files, letter trays, storage boxes and similar articles, of a kind used in offices, shops or the like	183.671	323.689	67.789	111.278
48201000	Registers, account books, note books, order books, receipt books, letter pads, memorandum pads, diaries and similar articles	3.465.800	6.977.742	5.404.452	11.037.882
48202000	Exercise books	3.824.050	6.474.890	5.604.643	10.202.162
48203000	Binders (other than book covers), folders and file covers	127.631	461.267	288.408	898.160
48204000	Manifold business forms and interleaved carbon sets	328.538	752.921	589.359	1.328.068
48205000	Albums for samples or for collections of paper or paperboard	7.527	16.828	121.748	192.976
48209000	Other articles of stationery of paper or paperboard	56.226	148.579	196.652	472.183
48211010	Labels of a kind used for jewellery, including objects of personal adornment or articles of personal use normally carried in the pocket, in the handbag or on the person; printed	-	4	-	256
48211090	Other than labels of a kind used for jewellery, including objects of personal adornment or articles of personal use normally carried in the pocket, in the handbag or on the person; printed	165	315	3.248	32.496
48219010	Labels of a kind used for jewellery, including objects of personal adornment or articles of personal use normally carried in the pocket, in the handbag or on the person; not printed	-	1	-	11

Tabel 3 : Ekspor Indonesia menurut Komoditi ( Kode HS 8 digit )

Maret 2023

Kode H S	Uraian golongan barang	Berat bersih (Kg)		Nilai F.O.B. ( U S \$ )	
		Bulan ini	Kumulatif	Bulan ini	Kumulatif
		(3)	(4)	(5)	(6)
48219090	Other than labels of a kind used for jewellery, including objects of personal adornment or articles of personal use normally carried in the pocket, in the handbag or on the person; not printed	5.203	5.600	8.576	12.993
48221010	Bobbins, spools, cops and similar supports of paper pulp, paper or paperboard (whether or not perforated or hardened); of a kind used for winding textile yarn; cones	297.001	735.201	320.664	862.923
48229090	Bobbins, spools, cops and similar supports of paper pulp, paper or paperboard (whether or not perforated or hardened); other than of a kind used for winding textile yarn; other than cones	149.277	236.465	233.320	356.951
48232010	Filter paper and paperboard in strips, rolls or sheets	103.234	128.524	44.506	55.154
48232090	Filter paper and paperboard, other than in strips, rolls or sheets	4.228	4.228	9.072	9.072
48234090	Rolls, sheets and dials, printed for self-recording apparatus, other than for electromedical apparatus	96.100	435.348	272.884	1.000.676
48236100	Trays, dishes, plates, cups and the like, of paper or paperboard, of bamboo	733.040	1.859.898	575.437	1.451.361
48236900	Trays, dishes, plates, cups and the like, of paper or paperboard, other than of bamboo	584.302	1.778.780	2.472.539	7.365.067
48239040	Paper tube sets of a kind used for the manufacture of fireworks	24.043	34.643	110.880	182.516
48239059	Kraft paper, in rolls of a width of 209 mm, of a kind used as wrapper for dynamite sticks; weighing more than 150 g/m2	4.005	4.804	170.337	176.878
48239091	Silicone paper	216	216	355	355
48239092	Joss paper	157.162	366.361	99.967	242.122
48239099	Other articles of paper pulp, paper, paperboard, cellulose wadding or webs of cellulose fibres; n.e.c. in heading 4823	423.201	1.292.685	3.018.369	9.593.779
49011000	Printed books, brochures, leaflets and similar printed matter in single sheets, whether or not folded	35.341	100.560	139.938	418.961
49019910	Educational, technical, scientific, historical or cultural books	72.822	250.192	217.784	619.207
49019990	Printed books, brochures, leaflets and similar printed matter not in single sheets, whether or not folded; other than educational, technical, scientific, historical or cultural books	179.642	237.377	699.693	1.097.613
49021000	Newspapers, journals and periodicals, whether or not illustrated or containing advertising material; appearing at least four times a week	174	431	404	853
49029010	Educational, technical, scientific, historical or cultural journals and periodicals	7.264	29.418	111.902	313.101
49029090	Newspapers, journals and periodicals, whether or not illustrated or containing advertising material; other than educational, technical, scientific, historical or cultural journals and periodicals	214	239	1.340	1.858
49030000	Children's picture, drawing or colouring books	-	155	-	418
49040000	Music, printed or in manuscript, whether or not bound or illustrated	1	29	52	590
49059000	Maps and hydrographic or similar charts of all kinds, including atlases, wall maps, topographical plans and globes, printed; other than in book form	38	2.032	1.867	6.215
49060000	Plans&drawings for architect,engineer,industry,commercial,topograph/similar purpose,being original hand-drawn;hand-written text;photographic reproduction on sensitised paper&carbon copy of foregoing	147	266	17.531	129.172
49070021	Unused postage stamps	3	23	173	1.016
49070029	Unused revenue or similar stamps	163	530	5.014	14.510
49070060	Stock, share or bond certificates and similar documents of title	-	1.431	-	83.688
49070090	Stamp-impressed paper; n.e.c. in heading 4907	39.692	214.745	84.608	857.495
49081000	Transfers (decalcomanias), vitrifiable	886	2.711	5.573	43.118
49089000	Transfers (decalcomanias), not vitrifiable	713	2.470	34.693	103.359



Tabel 3 : Ekspor Indonesia menurut Komoditi ( Kode HS 8 digit )

Maret 2023

Kode H S	Uraian golongan barang	Berat bersih (Kg)		Nilai F.O.B. ( U S \$ )	
		Bulan ini	Kumulatif	Bulan ini	Kumulatif
(1)	(2)	(3)	(4)	(5)	(6)
49090000	Printed or illustrated postcards; printed cards bearing personal greetings, messages or announcements, whether or not illustrated, with or without envelopes or trimmings	15.608	17.793	70.530	182.368
49100000	Calendars of any kind, printed, including calendar blocks	1.804	5.832	33.390	123.682
49111010	Trade advertising material, commercial catalogues and the like; catalogues listing only educational, technical, scientific, historical or cultural books and publications	2.871	6.245	7.711	18.483
49111090	Trade advertising material, commercial catalogues and the like; other than catalogues listing only educational, technical, scientific, historical or cultural books and publications	11.431	59.611	293.223	756.673
49119110	Designs	3.769	10.372	20.145	83.219
49119129	Pictures and photographs of a kind to be mounted for instructional purposes; other than anatomical and botanical	86	171	998	1.882
49119199	Pictures and photographs, other than of a kind to be mounted for instructional purposes; other than anatomical and botanical	57	105	912	2.091
49119910	Printed cards for jewellery or for small objects of personal adornment or articles of personal use normally carried in the pocket, handbag or on the person	15.767	35.825	631.528	1.471.775
49119920	Printed labels for explosives other than those of heading 4821	4	19	12	77
49119930	Educational, technical, scientific, historical or cultural material printed on a set of cards	-	4	-	11
49119940	Printed matter which grants the right to access,install,reproduce/otherwise use software(games),data,internet content(in-game/in-app content)/services,or telecommunications services(mobile services)	19	202	165	25.025
49119990	Printed matter, other than trade advertising material, commercial catalogues and the like; other than pictures, designs and photographs, n.e.c. in heading 4911	56.478	113.558	325.093	1.278.460
50030000	Silk waste (including cocoons unsuitable for reeling, yarn waste and garnetted stock)	-	1	-	1
50040000	Silk yarn (other than yarn spun from silk waste) not put up for retail sale	1	2	1	2
50060000	Silk yarn and yarn spun from silk waste, put up for retail sale; silk-worm gut	4.325	10.787	1.018	1.707
50071030	Woven fabrics of noil silk, printed by the traditional batik process	-	5	-	86
50071090	Woven fabrics of noil silk, other than unbleached or bleached, other than printed by the traditional batik process	1	36	115	461
50079020	Woven fabrics, containing less than 85 % by weight of silk or of silk waste other than noil silk, unbleached or bleached	-	6	-	100
50079030	Woven fabrics, containing less than 85 % by weight of silk or of silk waste other than noil silk, printed by the traditional batik process	242	417	7.603	13.094
50079090	Woven fabrics, containing less than 85 % by weight of silk or of silk waste other than noil silk, other than unbleached or bleached, other than printed by the traditional batik process	22	219	146	1.568
51011900	Wool, not carded or combed, greasy, including fleece-washed wool, other than shorn wool	4	5	6	8
51053900	Fine animal hair other than of kashmir (cashmere) goats, carded or combed	-	1	-	32
51072000	Yarn of combed wool, not put up for retail sale, containing less than 85 % by weight of wool	50	50	728	728
51091000	Yarn of wool or of fine animal hair, put up for retail sale; containing 85 % or more by weight of wool or of fine animal hair	-	31	-	61
51099000	Yarn of wool or of fine animal hair, put up for retail sale; containing less than 85 % by weight of wool or of fine animal hair	405	1.334	225	649

Tabel 3 : Ekspor Indonesia menurut Komoditi ( Kode HS 8 digit )

Maret 2023

Kode H S	Uraian golongan barang	Berat bersih (Kg)		Nilai F.O.B. ( U S \$ )	
		Bulan ini	Kumulatif	Bulan ini	Kumulatif
		(3)	(4)	(5)	(6)
51121110	Woven fabrics of combed wool or of combed fine animal hair; containing 85 % or more by weight of wool or of fine animal hair; of a weight ≤ 200 g/m2; printed by the traditional batik process	-	27	-	652
51121190	Woven fabrics of combed wool or of combed fine animal hair; containing 85 % or more by weight of wool or of fine animal hair; of a weight ≤ 200 g/m2; oth than printed by the traditional batik process	10	20	298	593
51121990	Woven fabrics of combed wool or of combed fine animal hair; containing 85 % or more by weight of wool or of fine animal hair; of a weight > 200 g/m2; oth than printed by the traditional batik process	1	27	14	566
51122000	Woven fabrics of combed wool or of combed fine animal hair; containing < 85 % by weight of wool or of fine animal hair; mixed mainly or solely with man-made filaments	24	97	578	3.265
51123000	Woven fabrics of combed wool or of combed fine animal hair; containing < 85 % by weight of wool or of fine animal hair; mixed mainly or solely with man-made staple fibres	4	20	171	667
51129000	Woven fabrics of combed wool/of combed fine animal hair;containing<85 % by weight of wool or of fine animal hair;oth than mixed mainly or solely with man-made staple fibres/with man-made staple fibres	46	48	3.193	3.193
52010000	Cotton, not carded or combed	402.778	945.569	976.220	2.211.948
52021000	Cotton yarn waste (including thread waste)	144.383	159.137	123.377	149.196
52029900	Cotton waste, other than yarn waste, other than garnetted stock	247.732	1.048.412	435.323	1.770.192
52030000	Cotton, carded or combed	772.504	2.507.594	1.446.684	4.470.854
52041190	Cotton sewing thread; not put up for retail sale; containing 85 % or more by weight of cotton; other than unbleached	7	18	34	175
52041900	Cotton sewing thread; not put up for retail sale; containing less than 85 % by weight of cotton	2.495	11.289	6.200	50.819
52042000	Cotton sewing thread; put up for retail sale	571	1.794	1.580	3.832
52051100	Single yarn, of uncombed fibres; measuring 714.29 decitex or more (not exceeding 14 metric number)	469.381	1.228.086	759.390	1.918.507
52051200	Single yarn, of uncombed fibres; measuring less than 714.29 decitex but not less than 232.56 decitex (exceeding 14 metric number but not exceeding 43 metric number)	2.944.229	8.805.026	8.150.204	23.635.812
52051300	Single yarn, of uncombed fibres; measuring less than 232.56 decitex but not less than 192.31 decitex (exceeding 43 metric number but not exceeding 52 metric number)	1.305.735	4.089.962	4.063.033	12.380.190
52051400	Single yarn, of uncombed fibres; measuring less than 192.31 decitex but not less than 125 decitex (exceeding 52 metric number but not exceeding 80 metric number)	534.613	1.976.905	1.668.748	6.214.873
52052100	Single yarn, of combed fibres; measuring 714.29 decitex or more (not exceeding 14 metric number)	15.626	17.672	47.819	53.956
52052200	Single yarn, of combed fibres; measuring less than 714.29 decitex but not less than 232.56 decitex (exceeding 14 metric number but not exceeding 43 metric number)	775.425	2.025.215	2.722.866	6.976.705
52052300	Single yarn, of combed fibres; measuring less than 232.56 decitex but not less than 192.31 decitex (exceeding 43 metric number but not exceeding 52 metric number)	1.783.822	5.211.342	6.224.603	17.873.875
52052400	Single yarn, of combed fibres; measuring less than 192.31 decitex but not less than 125 decitex (exceeding 52 metric number but not exceeding 80 metric number)	889.282	2.909.025	3.346.084	10.826.518
52052600	Single yarn, of combed fibres; measuring less than 125 decitex (exceeding 80 metric number)	50	50	289	289
52052700	Single yarn, of combed fibres; measuring less than 106.38 decitex but not less than 83.33 decitex (exceeding 94 metric number but not exceeding 120 metric number)	7.308	30.033	87.736	368.130
52053100	Multiple (folded) or cabled yarn, of uncombed fibres; measuring per single yarn 714.29 decitex or more (not exceeding 14 metric number per single yarn)	-	120	-	926

Tabel 3 : Ekspor Indonesia menurut Komoditi ( Kode HS 8 digit )

Maret 2023

Kode H S	Uraian golongan barang	Berat bersih (Kg)		Nilai F.O.B. ( U S \$ )	
		Bulan ini	Kumulatif	Bulan ini	Kumulatif
(1)	(2)	(3)	(4)	(5)	(6)
52053200	Multiple (folded)/ cabled yarn, of uncombed fibres; measuring per single yarn < 714.29 decitex but ≥ 232.56 decitex (exceeding 14 metric number but not exceeding 43 metric number per single yarn)	2.026	35.579	5.939	120.515
52053300	Multiple (folded)/ cabled yarn, of uncombed fibres; measuring per single yarn < 232.56 decitex but ≥ 192.31 decitex (exceeding 43 metric number but not exceeding 52 metric number per single yarn)	26.456	96.798	95.264	367.874
52053400	Multiple (folded)/ cabled yarn, of uncombed fibres; measuring per single yarn < 192.31 decitex but ≥ 125 decitex (exceeding 52 metric number but not exceeding 80 metric number per single yarn)	14.946	56.519	66.464	258.097
52053500	Multiple (folded) or cabled yarn, of uncombed fibres; measuring per single yarn less than 125 decitex (exceeding 80 metric number per single yarn)	30.276	32.401	112.486	119.288
52054200	Multiple (folded) or cabled yarn, of combed fibres; measuring per single yarn < 714.29 decitex but ≥ 232.56 decitex (exceeding 14 metric number but not exceeding 43 metric number per single yarn)	-	27.212	-	95.274
52054300	Multiple (folded) or cabled yarn, of combed fibres; measuring per single yarn < 232.56 decitex but ≥ 192.31 decitex (exceeding 43 metric number but not exceeding 52 metric number per single yarn)	500	500	2.987	2.987
52054400	Multiple (folded)/ cabled yarn, of combed fibres; measuring per single yarn < 192.31 decitex but ≥ 125 decitex (exceeding 52 metric number but not exceeding 80 metric number per single yarn)	32.115	78.630	149.320	396.539
52054700	Multiple (folded) or cabled yarn, of combed fibres; measuring per single yarn < 106.38 decitex but ≥ 83.33 decitex (> 94 metric number but ≤ 120 metric number per single yarn)	91	22.192	898	191.731
52061100	Single yarn, of uncombed fibres; measuring 714.29 decitex or more (not exceeding 14 metric number)	1.122.084	2.437.303	987.156	2.239.117
52061200	Single yarn, of uncombed fibres; measuring less than 714.29 decitex but not less than 232.56 decitex (exceeding 14 metric number but not exceeding 43 metric number)	337.762	866.629	741.657	1.832.819
52061300	Single yarn, of uncombed fibres; measuring less than 232.56 decitex but not less than 192.31 decitex (exceeding 43 metric number but not exceeding 52 metric number)	48.476	57.411	185.286	219.623
52061400	Single yarn, of uncombed fibres; measuring less than 192.31 decitex but not less than 125 decitex (exceeding 52 metric number but not exceeding 80 metric number)	59.569	169.155	223.860	662.725
52062100	Single yarn, of combed fibres; measuring 714.29 decitex or more (not exceeding 14 metric number)	403.120	783.040	577.575	878.814
52062200	Single yarn, of combed fibres; measuring less than 714.29 decitex but not less than 232.56 decitex (exceeding 14 metric number but not exceeding 43 metric number)	504.008	1.461.181	1.486.224	4.258.068
52062300	Single yarn, of combed fibres; measuring less than 232.56 decitex but not less than 192.31 decitex (exceeding 43 metric number but not exceeding 52 metric number)	1.243.015	3.743.295	3.531.210	10.385.198
52062400	Single yarn, of combed fibres; measuring less than 192.31 decitex but not less than 125 decitex (exceeding 52 metric number but not exceeding 80 metric number)	107.308	232.261	537.304	1.386.199
52062500	Single yarn, of combed fibres; measuring less than 125 decitex (exceeding 80 metric number)	12.753	12.998	62.555	64.062
52063100	Multiple (folded) or cabled yarn, of uncombed fibres; measuring per single yarn 714.29 decitex or more (not exceeding 14 metric number per single yarn)	17.685	93.897	17.955	102.627
52063200	Multiple (folded) or cabled yarn, of uncombed fibres; measuring per single yarn < 714.29 decitex but ≥ 232.56 decitex (exceeding 14 metric number but not exceeding 43 metric number per single yarn)	19.422	31.903	37.679	71.475

Tabel 3 : Ekspor Indonesia menurut Komoditi ( Kode HS 8 digit )

Maret 2023

Kode H S	Uraian golongan barang	Berat bersih (Kg)		Nilai F.O.B. ( U S \$ )	
		Bulan ini	Kumulatif	Bulan ini	Kumulatif
		(3)	(4)	(5)	(6)
52064300	Multiple (folded) or cabled yarn, of combed fibres; measuring per single yarn < 232.56 decitex but ≥ 192.31 decitex (exceeding 43 metric number but not exceeding 52 metric number per single yarn)	44.992	374.214	170.006	917.696
52071000	Cotton yarn (other than sewing thread) put up for retail sale; containing 85% or more by weight of cotton	-	120	-	5.315
52079000	Cotton yarn (other than sewing thread) put up for retail sale; containing less than 85% by weight of cotton	537	8.505	524	5.411
52081100	Plain weave, weighing not more than 100 g/m2; unbleached; containing 85 % or more by weight of cotton	54.466	109.539	325.178	751.701
52081200	Plain weave, weighing more than 100 g/m2; unbleached; containing 85 % or more by weight of cotton	155.899	480.429	1.069.889	3.078.991
52081300	3-thread or 4-thread twill, including cross twill; unbleached; containing 85 % or more by weight of cotton	20.779	87.671	98.651	437.517
52081900	Woven fabrics of cotton, containing 85 % or more by weight of cotton; unbleached; other than those of subheading 520811-520813	79.186	153.805	358.215	852.562
52082100	Plain weave, weighing not more than 100 g/m2; bleached; containing 85 % or more by weight of cotton	1.403	10.716	15.976	74.925
52082200	Plain weave, weighing more than 100 g/m2; bleached; containing 85 % or more by weight of cotton	15.001	49.935	184.328	731.679
52082900	Woven fabrics of cotton, containing 85 % or more by weight of cotton; bleached; other than those of subheading 520821-520823	3.194	8.868	12.861	33.886
52083190	Other than voile; plain weave, weighing not more than 100 g/m2; dyed; containing 85 % or more by weight of cotton	-	2.351	-	67.285
52083200	Plain weave, weighing more than 100 g/m2; dyed; containing 85 % or more by weight of cotton	47.421	87.000	509.282	970.854
52083300	3-thread or 4-thread twill, including cross twill; dyed; containing 85 % or more by weight of cotton	3.237	5.753	27.696	63.055
52083900	Woven fabrics of cotton, containing 85 % or more by weight of cotton; dyed; other than those of subheading 520831-520839	786	927	3.687	5.241
52084190	Other than ikat fabric; plain weave, weighing not more than 100 g/m2; of yarn of different colour; containing 85 % or more by weight of cotton	2.733	2.733	6.021	6.021
52084210	Ikat fabric; plain weave, weighing more than 100 g/m2; of yarn of different colour; containing 85 % or more by weight of cotton	-	20	-	150
52084290	Other than ikat fabric; plain weave, weighing more than 100 g/m2; of yarn of different colour; containing 85 % or more by weight of cotton	6.319	10.848	15.484	50.475
52084300	3-thread or 4-thread twill, including cross twill; plain weave, weighing more than 100 g/m2; of yarn of different colour; containing 85 % or more by weight of cotton	33	9.641	34	63.664
52084900	Woven fabric of cotton, containing 85% or more by weight of cotton; of yarn of different colour; other than in subheading 520841-520843	121	2.506	268	6.919
52085110	Plain weave, weighing not more than 100g/m2; printed by the traditional batik process; containing 85 % or more by weight of cotton	468	514	38.981	41.086
52085190	Plain weave, weighing not more than 100g/m2; printed by other than the traditional batik process; containing 85 % or more by weight of cotton	1.693	5.235	52.254	164.236
52085210	Plain weave, weighing more than 100g/m2; printed by the traditional batik process; containing 85 % or more by weight of cotton	21.220	56.827	398.012	1.066.938
52085290	Plain weave, weighing more than 100g/m2; printed by other than the traditional batik process; containing 85 % or more by weight of cotton	88.294	247.427	1.043.922	3.249.550

Tabel 3 : Ekspor Indonesia menurut Komoditi ( Kode HS 8 digit )

Maret 2023

Kode H S	Uraian golongan barang	Berat bersih (Kg)		Nilai F.O.B. ( U S \$ )	
		Bulan ini	Kumulatif	Bulan ini	Kumulatif
(1)	(2)	(3)	(4)	(5)	(6)
52085910	Woven fabrics; other than plain weave; printed by traditional batik process; containing 85 % or more by weight of cotton, weighing not more than 200 g/m2	31	564	290	8.270
52085920	Woven fabrics; other than plain weave; printed; 3-thread or 4-thread twill, including cross twill; containing 85 % or more by weight of cotton, weighing not more than 200 g/m2	631	631	2.543	2.543
52085990	Woven fabrics; oth than plain weave; printed by oth than traditional batik process; oth than 3-thread or 4-thread twill, including cross twill; containing ≥85% by weight of cotton, weighing < 200 g/m2	2.345	10.005	43.668	157.534
52091110	Duck and canvas; plain weave; unbleached; woven fabrics of cotton, containing ≥ 85 % by weight of cotton, weighing > 200 g/m2	1	30	65	123
52091190	Other than duck and canvas; plain weave; unbleached; woven fabrics of cotton, containing ≥ 85 % by weight of cotton, weighing > 200 g/m2	89.293	231.783	991.264	2.692.624
52091200	3-thread or 4-thread twill, including cross twill; unbleached; woven fabrics of cotton, containing ≥ 85 % by weight of cotton, weighing > 200 g/m2	17.666	66.036	80.824	312.870
52091900	Woven fabrics of cotton, containing ≥ 85 % by weight of cotton, weighing > 200 g/m2; unbleached; other than plain weave; other than 3-thread or 4-thread twill, including cross twill	2.140	14.688	23.319	107.087
52092100	Plain weave; bleached; woven fabrics of cotton, containing ≥ 85 % by weight of cotton, weighing > 200 g/m2	-	404	-	2.563
52092200	3-thread or 4-thread twill, including cross twill; bleached; woven fabrics of cotton, containing ≥ 85 % by weight of cotton, weighing > 200 g/m2	3.391	12.093	33.261	124.276
52092900	Woven fabrics of cotton, containing ≥ 85 % by weight of cotton, weighing > 200 g/m2; bleached; other than plain weave; other than 3-thread or 4-thread twill, including cross twill	4.459	6.809	2.310	7.245
52093100	Plain weave; dyed; woven fabrics of cotton, containing ≥ 85 % by weight of cotton, weighing > 200 g/m2	26	1.949	248	5.132
52093200	3-thread or 4-thread twill, including cross twill; dyed; woven fabrics of cotton, containing ≥ 85 % by weight of cotton, weighing > 200 g/m2	999	30.948	17.359	86.814
52093900	Woven fabrics of cotton, containing ≥ 85 % by weight of cotton, weighing > 200 g/m2; dyed; other than plain weave; other than 3-thread or 4-thread twill, including cross twill	21.001	44.221	248.933	336.596
52094200	Denim; of yarns of different colours; woven fabrics of cotton, containing ≥ 85 % by weight of cotton, weighing > 200 g/m2	128	544	1.056	1.311
52095190	Plain weave; printed by other than the traditional batik process; woven fabrics of cotton, containing ≥ 85 % by weight of cotton, weighing > 200 g/m2	-	345	-	7.363
52095290	3-thread or 4-thread twill, including cross twill; printed by other than the traditional batik process; woven fabrics of cotton, containing ≥ 85 % by weight of cotton, weighing > 200 g/m2	1.687	4.363	19.797	21.096
52095990	Woven fabrics of cotton, containing ≥ 85% by weight of cotton, weight > 200g/m2; printed by oth than the traditional batik process; oth than plain weave; oth than 3-thread or 4-thread twill, including cross twill	14.780	34.587	353.740	719.462
52101100	Plain weave; unbleached; woven fabrics of cotton, containing < 85 % by weight of cotton, mixed mainly or solely with man-made fibres, weighing not more than 200 g/m2	213.650	755.921	1.162.406	4.205.612
52101900	Other than plain weave; unbleached; woven fabrics of cotton, containing < 85 % by weight of cotton, mixed mainly or solely with man-made fibres, weighing not more than 200 g/m2	40.286	119.331	193.854	560.802

Tabel 3 : Ekspor Indonesia menurut Komoditi ( Kode HS 8 digit )

Maret 2023

Kode H S	Uraian golongan barang	Berat bersih (Kg)		Nilai F.O.B. ( U S \$ )	
		Bulan ini	Kumulatif	Bulan ini	Kumulatif
(1)	(2)	(3)	(4)	(5)	(6)
52102100	Plain weave; bleached; woven fabrics of cotton, containing < 85 % by weight of cotton, mixed mainly or solely with man-made fibres, weighing not more than 200 g/m2	37.222	110.173	396.788	1.117.842
52102900	Other than plain weave; bleached; woven fabrics of cotton, containing < 85 % by weight of cotton, mixed mainly or solely with man-made fibres, weighing not more than 200 g/m2	15.851	54.754	220.076	700.394
52103100	Plain weave; dyed; woven fabrics of cotton, containing < 85 % by weight of cotton, mixed mainly or solely with man-made fibres, weighing not more than 200 g/m2	36.145	85.769	375.614	857.062
52103200	3-thread or 4-thread twill, including cross twill; dyed; woven fabrics of cotton, containing < 85 % by weight of cotton, mixed mainly or solely with man-made fibres, weighing not more than 200 g/m2	6	633	323	1.090
52103900	Woven fabrics of cotton, containing < 85 % by weight of cotton, mixed mainly/solely with man-made fibres, weighing < 200 g/m2; dyed; other than plain weave; other than 3-thread or 4-thread twill, including cross twill	8.974	41.132	114.608	486.344
52104110	Ikat fabric; plain weave; of yarns of different colours; woven fabrics of cotton, containing < 85 % by weight of cotton, mixed mainly or solely with man-made fibres, weighing not more than 200 g/m2	2.192	30.858	20.174	278.143
52104190	Other than ikat fabric; plain weave; of yarns of different colours; woven fabrics of cotton, containing < 85 % by weight of cotton, mixed mainly/solely with man-made fibres, weighing not more than 200 g/m2	1.445	9.273	11.349	163.701
52104900	Other than plain weave; of yarns of different colours; woven fabrics of cotton, containing < 85 % by weight of cotton, mixed mainly or solely with man-made fibres, weighing not more than 200 g/m2	1.967	8.893	16.504	72.815
52105190	Plain weave; printed by other than the traditional batik process; woven fabrics of cotton, containing < 85 % by weight of cotton, mixed mainly or solely with man-made fibres, weighing not more than 200 g/m2	33.414	47.024	514.942	739.738
52111100	Plain weave; unbleached; woven fabrics of cotton, containing < 85 % by weight of cotton, mixed mainly or solely with man-made fibres, weighing more than 200 g/m2	1.430	17.619	19.968	234.823
52111200	3-thread or 4-thread twill, including cross twill; unbleached; woven fabrics of cotton, containing < 85 % by weight of cotton, mixed mainly or solely with man-made fibres, weighing more than 200 g/m2	25.702	48.032	126.002	247.062
52111900	Woven fabrics of cotton, containing < 85 % by weight of cotton, mixed mainly/solely with man-made fibres, weight > 200 g/m2; unbleached; other than plain weave; other than 3-thread/4-thread twill, including cross twill	3.296	71.101	31.964	383.258
52112000	Woven fabrics of cotton, containing less than 85 % by weight of cotton, mixed mainly or solely with man-made fibres, weighing more than 200 g/m2; bleached	437	437	2.095	2.095
52113900	Woven fabrics of cotton, containing < 85 % by weight of cotton, mixed mainly/solely with man-made fibres, weight > 200 g/m2; dyed; other than plain weave; other than 3-thread or 4-thread twill, including cross twill	39	40	191	193
52114190	Other than ikat fabric; plain weave; of yarns of different colours; woven fabrics of cotton, containing < 85 % by weight of cotton, mixed mainly or solely with man-made fibres, weighing > 200 g/m2	899	1.968	1.230	4.936
52114200	Denim; of yarns of different colours; woven fabrics of cotton, containing < 85 % by weight of cotton, mixed mainly or solely with man-made fibres, weighing > 200 g/m2	2	1.647	48	5.933
52115210	3-thread or 4-thread twill, incld cross twill; printed by the traditional batik process; woven fabrics of cotton, containing < 85 % by weight of cotton, mixed mainly/solely with man-made fibres, weight > 200 g/m2	-	340	-	5.269

Tabel 3 : Ekspor Indonesia menurut Komoditi ( Kode HS 8 digit )

Maret 2023

Kode H S	Uraian golongan barang	Berat bersih (Kg)		Nilai F.O.B. ( U S \$ )	
		Bulan ini	Kumulatif	Bulan ini	Kumulatif
(1)	(2)	(3)	(4)	(5)	(6)
52115910	Woven fabrics of cotton,containing< 85% by weight of cotton,weighing> 200g/m2; printed by the traditional batik process; oth than plain weave;oth than 3-thread or 4-thread twill, including cross twill	-	5	-	37
52121100	Woven fabrics of cotton; weighing not more than 200 g/m2; unbleached	0	0	1	1
52121300	Woven fabrics of cotton; weighing not more than 200 g/m2; dyed	27.352	38.031	310.123	456.417
52121400	Woven fabrics of cotton; weighing not more than 200 g/m2; of yarns of different colours	5	5	58	58
52121590	Woven fabrics of cotton; weighing not more than 200 g/m2; printed by other than the traditional batik process	672	673	9.931	9.932
52122100	Woven fabrics of cotton; weighing more than 200 g/m2; unbleached	-	1	-	1
52122590	Woven fabrics of cotton; weighing more than 200 g/m2; printed by other than the traditional batik process	-	61	-	710
53039000	Tow and waste of jute and other textile bast fibres (excluding flax, true hemp and ramie), (including yarn waste and garnetted stock)	915.096	1.765.560	166.907	347.546
53050021	Coconut fibres, raw but not spun	167.726	484.359	26.269	50.617
53050022	Coconut fibres, processed but not spun	1.788.030	5.668.398	323.053	995.574
53050090	Ramie and other vegetable textile fibres, not elsewhere specified or included, raw or processed but not spun; tow, noils and waste of these fibres (including yarn waste and garnetted stock)	92.691	331.370	26.106	121.972
53061000	Single flax yarn	-	2	-	6
53062000	Multiple (folded) or cabled flax yarn	4.200	4.200	10.600	10.600
53082000	True hemp yarn	1	1	5	5
53091100	Woven fabrics of flax; containing 85 % or more by weight of flax; unbleached or bleached	50	51	3.063	3.125
53091900	Woven fabrics of flax; containing 85 % or more by weight of flax; other than unbleached or bleached	721	739	1.466	1.590
53092900	Woven fabrics of flax; containing less than 85 % by weight of flax; other than unbleached or bleached	716	4.838	1.287	7.269
53109000	Woven fabrics of jute or of other textile bast fibres of heading 5303; other than unbleached	20	109	10	86
53110010	Woven fabrics of other vegetable textile fibres; woven fabrics of paper yarn; printed by the traditional batik process	-	1	-	30
53110020	Woven fabrics of other vegetable textile fibres; woven fabrics of paper yarn; burlap of abaca	150	150	163	163
53110090	Woven fabrics of other vegetable textile fibres; woven fabrics of paper yarn; other than printed by the traditional batik process; other than burlap of abaca	19	133	727	26.313
54011010	Sewing thread of man-made filaments of synthetic filaments; put up for retail sale	22	80	1.030	1.239
54011090	Sewing thread of man-made filaments of synthetic filaments; not put up for retail sale	49.696	144.821	235.718	1.017.705
54012090	Sewing thread of man-made filaments of artificial filaments; not put up for retail sale	679	1.260	27.636	47.571
54021900	Synthetic filament yarn, not put up for retail sale; high tenacity yarn of nylon or other polyamides, whether or not textured; other than of aramids	818.470	1.731.915	3.248.590	7.700.200
54022000	Synthetic filament yarn, not put up for retail sale; high tenacity yarn of polyesters, whether or not textured	1.725.835	5.663.734	3.001.317	9.980.250
54023100	Synthetic filament yarn, not put up for retail sale; textured yarn of nylon or other polyamides, measuring per single yarn not more than 50 tex	101.698	379.495	379.877	1.244.246
54023310	Synthetic filament yarn, not put up for retail sale; textured yarn of polyesters, of a colour other than white	756.954	1.734.120	1.435.714	3.276.431
54023390	Synthetic filament yarn, not put up for retail sale; textured yarn of polyesters, of a colour white	4.672.382	10.954.575	8.242.785	19.420.258

Tabel 3 : Ekspor Indonesia menurut Komoditi ( Kode HS 8 digit )

Maret 2023

Kode H S	Uraian golongan barang	Berat bersih (Kg)		Nilai F.O.B. ( U S \$ )	
		Bulan ini	Kumulatif	Bulan ini	Kumulatif
(1)	(2)	(3)	(4)	(5)	(6)
54023400	Synthetic filament yarn, not put up for retail sale; textured yarn of polypropylene	10.803	11.754	22.768	25.972
54023900	Synthetic filament yarn, not put up for retail sale; textured yarn; other than of nylon or other polyamides; other than of polyesters; other than of polypropylene	8.825	8.830	28.451	28.482
54024410	Synthetic filament yarn, not put up for retail sale; single, untwisted or with a twist not exceeding 50 turns per metre; elastomeric; of polyesters	1	1	2	2
54024490	Synthetic filament yarn, not put up for retail sale; single, untwisted or with a twist not exceeding 50 turns per metre; elastomeric; oth than of polyesters and polypropylene	4.642	4.692	47.587	48.042
54024500	Synthetic filament yarn, not put up for retail sale; single, untwisted or with a twist not exceeding 50 turns per metre; other than elastomeric; of nylon or other polyamides	415.231	1.166.446	1.581.016	4.287.137
54024610	Synthetic filament yarn, not put up for retail sale; single, untwisted or with a twist < 50 turns per metre;other than elastomeric; of polyesters, partially oriented;of a colour oth than white	-	41.334	-	60.799
54024690	Synthetic filament yarn, not put up for retail sale; single, untwisted or with a twist < 50 turns per metre; other than elastomeric; of polyesters, partially oriented; of a colour white	722.208	1.784.733	1.100.767	2.545.715
54024710	Synthetic filament yarn, not put up for retail sale; single, untwisted or with a twist not exceeding 50 turns per metre; other than elastomeric; of polyesters; of a colour other than white	61.818	255.807	120.671	474.486
54024790	Synthetic filament yarn, not put up for retail sale; single, untwisted or with a twist not exceeding 50 turns per metre; other than elastomeric; of polyesters; of a colour white	3.899.680	10.909.449	7.498.102	19.806.251
54024800	Synthetic filament yarn, not put up for retail sale; single, untwisted or with a twist not exceeding 50 turns per metre; other than elastomeric; of polypropylene	6.400	19.200	23.791	66.424
54024900	Synthetic filament yarn, not put up for retail sale; single, untwisted or with a twist < 50 turns per metre; oth than elastomeric; oth than of nylon or other polyamides, polyesters, polypropylene	120	225	1.286	2.161
54025100	Synthetic filament yarn, not put up for retail sale; single, with a twist exceeding 50 turns per metre; of nylon or other polyamides	5.398	11.929	23.966	53.231
54025200	Synthetic filament yarn, not put up for retail sale; single, with a twist exceeding 50 turns per metre; of polyesters	97.735	234.352	195.474	578.920
54026100	Synthetic filament yarn, not put up for retail sale; multiple (folded) or cabled; of nylon or other polyamides	185.489	400.979	1.590.087	3.426.122
54026200	Synthetic filament yarn, not put up for retail sale; multiple (folded) or cabled; of polyesters	104.225	453.139	356.172	1.536.803
54026300	Synthetic filament yarn, not put up for retail sale; multiple (folded) or cabled; of polypropylene	904	1.309	2.448	3.548
54026900	Synthetic filament yarn, not put up for retail sale; multiple (folded) or cabled; other than of nylon or other polyamides, polyesters, polypropylene	21.920	22.822	68.759	85.009
54031000	Artificial filament yarn, not put up for retail sale, including artificial monofilament of less than 67 decitex; high tenacity yarn of viscose rayon	-	44.361	-	125.028
54033190	Artificial filament yarn,not put up for retail sale,including artificial monofilament of < 67decitex; single; oth than textured yarn; of viscose rayon, untwisted or with a twist ≤ 120 turns per metre	-	42.595	-	110.846
54033290	Artificial filament yarn,not put up for retail sale,including artificial monofilament of < 67decitex; single; oth than textured yarn; of viscose rayon, untwisted or with a twist > 120 turns per metre	20	20	7	7



Tabel 3 : Ekspor Indonesia menurut Komoditi ( Kode HS 8 digit )

Maret 2023

Kode H S	Uraian golongan barang	Berat bersih (Kg)		Nilai F.O.B. ( U S \$ )	
		Bulan ini	Kumulatif	Bulan ini	Kumulatif
(1)	(2)	(3)	(4)	(5)	(6)
54033390	Artificial filament yarn, not put up for retail sale, including artificial monofilament of < 67decitex; single; other than textured yarn; of cellulose acetate	-	47.267	-	64.755
54033910	Artificial filament yarn, not put up for retail sale, including artificial monofilament of < 67decitex; single; textured yarn; other than of viscose rayon; other than of cellulose acetate	72	181	4.715	11.910
54034110	Artificial filament yarn, not put up for retail sale, including artificial monofilament of < 67decitex; multiple (folded) or cabled; textured yarn; of viscose rayon	799	1.560	4.064	5.397
54034190	Artificial filament yarn, not put up for retail sale, including artificial monofilament of < 67decitex; multiple (folded) or cabled; other than textured yarn; of viscose rayon	-	20.416	-	57.300
54034900	Artificial filament yarn, not put up for retail sale, including artificial monofilament of < 67decitex; multiple (folded) or cabled; other than of cellulose acetate	18	152	79	813
54041100	Synthetic monofilament of 67 decitex or more and of which no cross-sectional dimension exceeds 1 mm; elastomeric	-	4	-	35
54041200	Synthetic monofilament of 67 decitex or more and of which no cross-sectional dimension exceeds 1 mm; other than elastomeric; of polypropylene	248	345	5.338	10.000
54041900	Synthetic monofilament of 67 decitex or more and of which no cross-sectional dimension exceeds 1 mm; other than elastomeric; other than of polypropylene	65.708	232.713	128.776	467.900
54049000	Strip and the like (for example, artificial straw) of synthetic textile materials of an apparent width not exceeding 5 mm	50.829	118.529	318.059	637.601
54071091	Woven fabrics obtained from high tenacity yarn of nylon or other polyamides or of polyesters; other than tyre fabrics, conveyor duck; unbleached	5.807	27.841	78.332	330.377
54071099	Woven fabrics obtained from high tenacity yarn of nylon or other polyamides or of polyesters; other than tyre fabrics, conveyor duck; bleached	969.770	2.956.749	8.293.549	25.839.089
54072000	Woven fabrics obtained from strip or the like	566.727	1.646.157	815.444	2.304.293
54074110	Woven nylon mesh fabrics of untwisted filament yarn suitable for use as reinforcing material for tarpaulins; containing ≥ 85 % by weight of filaments of nylon/other polyamides; unbleached or bleached	4.751	7.725	27.409	42.240
54074190	Other than woven nylon mesh fabrics of untwisted filament yarn suitable for use as reinforcing material for tarpaulins; contain ≥ 85 % by weight of filaments of nylon/other polyamides; unbleached/bleached	1	4.582	4	49.754
54074200	Woven fabrics of synthetic filament yarn; containing 85 % or more by weight of filaments of nylon or other polyamides; dyed	702	1.145	6.642	24.271
54074300	Woven fabrics of synthetic filament yarn; containing 85 % or more by weight of filaments of nylon or other polyamides; of yarns of different colours	262	264	586	610
54074400	Woven fabrics of synthetic filament yarn; containing 85 % or more by weight of filaments of nylon or other polyamides; printed	630	5.276	4.318	31.875
54075100	Woven fabrics of synthetic filament yarn; containing 85 % or more by weight of textured polyester filaments; unbleached or bleached	20.444	57.186	132.157	331.385
54075200	Woven fabrics of synthetic filament yarn; containing 85 % or more by weight of textured polyester filaments; dyed	768.506	2.065.580	6.259.030	17.045.328
54075300	Woven fabrics of synthetic filament yarn; containing 85 % or more by weight of textured polyester filaments; of yarns of different colours	8.856	39.069	43.232	181.691
54075400	Woven fabrics of synthetic filament yarn; containing 85 % or more by weight of textured polyester filaments; printed	82.221	337.324	823.383	3.263.638
54076110	Woven fabrics of synthetic filament yarn; containing 85 % or more by weight of non-textured polyester filaments; unbleached or bleached	223.307	763.182	2.019.489	6.766.764

Tabel 3 : Ekspor Indonesia menurut Komoditi ( Kode HS 8 digit )

Maret 2023

Kode H S	Uraian golongan barang	Berat bersih (Kg)		Nilai F.O.B. ( U S \$ )	
		Bulan ini	Kumulatif	Bulan ini	Kumulatif
(1)	(2)	(3)	(4)	(5)	(6)
54076190	Woven fabrics of synthetic filament yarn; containing 85 % or more by weight of non-textured polyester filaments; other than unbleached or bleached	727.996	2.188.687	6.558.330	20.521.183
54076910	Woven fabrics of synthetic filament yarn; other than containing 85 % or more by weight of textured polyester filaments; unbleached or bleached	46.875	147.557	265.966	658.317
54076990	Woven fabrics of synthetic filament yarn; other than containing 85 % or more by weight of textured polyester filaments; other than unbleached or bleached	24.059	103.966	217.648	785.305
54077100	Woven fabrics of synthetic filament yarn; containing 85 % or more by weight of synthetic filaments; unbleached or bleached	324.493	1.048.114	561.216	1.791.465
54077200	Woven fabrics of synthetic filament yarn; containing 85 % or more by weight of synthetic filaments; dyed	87.931	261.084	726.465	2.291.115
54077300	Woven fabrics of synthetic filament yarn; containing 85 % or more by weight of synthetic filaments; of yarns of different colours	524.001	1.599.674	3.837.838	10.943.116
54077400	Woven fabrics of synthetic filament yarn; containing 85 % or more by weight of synthetic filaments; printed	101.404	393.352	270.777	2.542.728
54078100	Woven fabrics of synthetic filament yarn; containing less than 85 % by weight of synthetic filaments, mixed mainly or solely with cotton; unbleached or bleached	6.464	14.452	38.137	91.174
54078200	Woven fabrics of synthetic filament yarn; containing less than 85 % by weight of synthetic filaments, mixed mainly or solely with cotton; dyed	7	171	14	2.759
54078300	Woven fabrics of synthetic filament yarn; containing less than 85 % by weight of synthetic filaments, mixed mainly or solely with cotton; of yarns of different colours	4.983	6.943	29.172	40.482
54079100	Woven fabrics of synthetic filament yarn; unbleached or bleached; other than those of subheading 540711 - 540784	347.054	1.005.053	1.362.445	4.092.687
54079200	Woven fabrics of synthetic filament yarn; dyed; other than those of subheading 540711 - 540784	4.235	16.931	49.814	142.136
54079300	Woven fabrics of synthetic filament yarn; of yarns of different colours; other than those of subheading 540711 - 540784	18.456	52.555	90.610	263.223
54079400	Woven fabrics of synthetic filament yarn; printed; other than those of subheading 540711 - 540784	6.333	20.805	44.342	133.709
54081010	Woven fabrics of artificial filament yarn; obtained from high tenacity yarn of viscose rayon; unbleached	-	3.483	-	3.261
54081090	Woven fabrics of artificial filament yarn; obtained from high tenacity yarn of viscose rayon; other than unbleached	168.606	444.589	1.464.314	3.927.081
54082100	Woven fabrics of artificial filament yarn; containing 85 % or more by weight of artificial filament or strip or the like; unbleached or bleached	2	12.497	20	68.309
54082200	Woven fabrics of artificial filament yarn; containing 85 % or more by weight of artificial filament or strip or the like; dyed	1	706	12	5.258
54082300	Woven fabrics of artificial filament yarn; containing 85 % or more by weight of artificial filament or strip or the like; of yarns of different colours	149	157	320	370
54082400	Woven fabrics of artificial filament yarn; containing 85 % or more by weight of artificial filament or strip or the like; printed	1.072	7.371	18.130	116.334
54083100	Woven fabrics of artificial filament yarn, including woven fabrics obtained from materials of heading 5405; unbleached or bleached; other than those of subheading 540810-540824	7.650	7.650	46.463	46.463
54083200	Woven fabrics of artificial filament yarn, including woven fabrics obtained from materials of heading 5405; dyed; other than those of subheading 540810-540824	-	2	-	186
54083400	Woven fabrics of artificial filament yarn, including woven fabrics obtained from materials of heading 5405; printed; other than those of subheading 540810-540824	69	70	214	221

Tabel 3 : Ekspor Indonesia menurut Komoditi ( Kode HS 8 digit )

Maret 2023

Kode H S	Uraian golongan barang	Berat bersih (Kg)		Nilai F.O.B. ( U S \$ )	
		Bulan ini	Kumulatif	Bulan ini	Kumulatif
(1)	(2)	(3)	(4)	(5)	(6)
55011900	Synthetic filament tow; of nylon or other polyamides; other than of aramids	-	53	-	2.016
55012000	Synthetic filament tow; of polyesters	23.234	24.158	52.657	76.554
55013000	Synthetic filament tow; of acrylic or modacrylic	20	87	3.167	3.902
55019000	Synthetic filament tow; other than of nylon or other polyamides, polyesters, acrylic or modacrylic, polypropylene	394	1.542	14.677	58.719
55021000	Artificial filament tow; of cellulose acetate	-	22.962	-	197.054
55031900	Synthetic staple fibres, not carded, combed or otherwise processed for spinning; of nylon or other polyamides; other than of aramids	-	59	-	142
55032010	Synthetic staple fibres, not carded, combed or otherwise processed for spinning; of polyesters; of a colour other than white	942.913	2.017.595	862.658	1.825.580
55032090	Synthetic staple fibres, not carded, combed or otherwise processed for spinning; of polyesters; of a colour white	21.676.536	55.718.991	22.151.978	55.721.454
55033000	Synthetic staple fibres, not carded, combed or otherwise processed for spinning; acrylic or modacrylic	8.925	8.925	22.313	22.313
55039090	Synthetic staple fibres, not carded, combed/ otherwise processed for spinning; oth than of nylon or other polyamides, of polyester, acrylic or modacrylic, of polypropylene; oth than of polyvinyl alcohol	1.221.219	1.592.219	1.194.857	1.800.582
55041000	Artificial staple fibres, not carded, combed or otherwise processed for spinning; of viscose rayon	35.024.754	93.984.487	59.690.286	155.158.114
55049000	Artificial staple fibres, not carded, combed or otherwise processed for spinning; other than of viscose rayon	-	31	-	2.557
55051000	Waste (including noils, yarn waste and garnetted stock) of man-made fibres; of synthetic fibres	245.294	479.367	246.410	480.710
55052000	Waste (including noils, yarn waste and garnetted stock) of man-made fibres; of artificial fibres	26.500	106.000	28.965	98.395
55062000	Synthetic staple fibres, carded, combed or otherwise processed for spinning; of polyesters	-	1.610	-	8.392
55063000	Synthetic staple fibres, carded, combed or otherwise processed for spinning; acrylic or modacrylic	1.328	2.211	35.670	56.697
55064000	Synthetic staple fibres, carded, combed or otherwise processed for spinning; of polypropylene	400	400	100	100
55081010	Sewing thread of synthetic staple fibres; put up for retail sale	100.770	234.080	285.472	667.987
55081090	Sewing thread of synthetic staple fibres; not put up for retail sale	13.814	134.997	70.753	646.394
55082090	Sewing thread of artificial staple fibres; not put up for retail sale	-	0	-	0
55091100	Single yarn; containing 85 % or more by weight of staple fibres of nylon or other polyamides; not put up for retail sale	-	1	-	1
55091200	Multiple (folded) or cabled yarn; containing 85 % or more by weight of staple fibres of nylon or other polyamides; not put up for retail sale	42.488	75.758	110.600	189.395
55092100	Single yarn; containing 85 % or more by weight of polyester staple fibres; not put up for retail sale	8.387.800	23.435.738	14.374.867	38.776.386
55092200	Multiple (folded) or cabled yarn; containing 85 % or more by weight of polyester staple fibres; not put up for retail sale	2.017.376	5.656.591	4.672.292	13.583.545
55093100	Single yarn; 85 % or more by weight of acrylic or modacrylic staple fibres; not put up for retail sale	228.130	659.144	929.109	2.604.191
55093200	Multiple (folded) or cabled yarn; containing 85 % or more by weight of acrylic or modacrylic staple fibres; not put up for retail sale	2.495.742	5.609.837	7.939.389	18.002.780
55094100	Single yarn; 85 % or more by weight of acrylic or modacrylic staple fibres; not put up for retail sale	114.757	249.909	1.057.999	2.449.034
55094200	Multiple (folded) or cabled yarn; containing 85 % or more by weight of acrylic or modacrylic staple fibres; not put up for retail sale	12.245	28.280	33.409	157.682
55095100	Yarn of polyester staple fibres; mixed mainly or solely with artificial staple fibres; not put up for retail sale	3.264.181	9.551.210	7.082.500	20.405.777

Tabel 3 : Ekspor Indonesia menurut Komoditi ( Kode HS 8 digit )

Maret 2023

Kode H S	Uraian golongan barang	Berat bersih (Kg)		Nilai F.O.B. ( U S \$ )	
		Bulan ini	Kumulatif	Bulan ini	Kumulatif
		(3)	(4)	(5)	(6)
55095290	Other than single yarn; of polyester staple fibres; mixed mainly or solely with wool or fine animal hair; not put up for retail sale	-	1	-	5
55095300	Yarn of polyester staple fibres; mixed mainly or solely with cotton; not put up for retail sale	3.224.825	5.713.032	7.812.572	14.033.606
55095900	Yarn of polyester staple fibres; other than mixed mainly or solely with artificial staple fibres, wool or fine animal hair, cotton; not put up for retail sale	28.141	28.205	92.663	92.663
55096100	Yarn of acrylic or modacrylic staple fibres; mixed mainly or solely with wool or fine animal hair; not put up for retail sale	57.207	202.065	532.405	1.979.673
55096200	Yarn of acrylic or modacrylic staple fibres; mixed mainly or solely with cotton; not put up for retail sale	17.347	228.099	117.196	991.131
55096900	Yarn of acrylic or modacrylic staple fibres; other than mixed mainly or solely with wool or fine animal hair, cotton; not put up for retail sale	249.722	579.533	1.342.935	3.173.622
55099200	Yarn of synthetic staple fibres; mixed mainly or solely with cotton; other than those of subheading 550911 - 550969	7.144	31.276	46.108	101.455
55101100	Single yarn containing 85 % or more by weight of artificial staple fibres, not put up for retail sale	8.017.676	25.272.930	19.431.473	58.646.155
55101200	Multiple (folded) or cabled yarn containing 85 % or more by weight of artificial staple fibres, not put up for retail sale	742.914	1.970.644	2.166.897	5.550.866
55103000	Yarn (other than sewing thread) of artificial staple fibres, mixed mainly or solely with cotton, not put up for retail sale	68.210	160.837	200.939	507.661
55109000	Yarn of artificial staple fibres, containing less than 85 % by weight of artificial staple fibres, oth than mixed mainly or solely with wool or fine animal hair, cotton; not put up for retail sale	112.824	362.461	281.419	883.947
55111010	Yarn (other than sewing thread) of man-made, put up for retail sale of synthetic staple fibres, containing 85 % or more by weight of such fibres;knitting yarn,crochet thread and embroidery thread	-	8	-	77
55111090	Yarn (oth than sewing thread) of man-made,put up for retail sale of synthetic staple fibres,containing 85 % or more by weight of such fibres;oth than knitting yarn,crochet thread and embroidery thread	5	7	1	3
55113000	Yarn (other than sewing thread) of man-made, put up for retail sale, of artificial staple fibres	434	834	10.817	15.780
55121100	Woven fabrics of synthetic staple fibres, containing 85 % or more by weight of polyester staple fibres; unbleached or bleached	244.569	608.020	838.756	2.188.308
55121900	Woven fabrics of synthetic staple fibres, containing 85 % or more by weight of polyester staple fibres; other than unbleached or bleached	484	41.339	14.188	367.088
55122900	Woven fabrics of synthetic staple fibres, containing 85 % or more by weight of aryclic or modacrylic staple fibres; other than unbleached or bleached	4.081	4.081	99.680	99.680
55129100	Woven fabrics of synthetic staple fibres, containing 85 % or more by weight other than of polyester, aryclic or modacrylic staple fibres; unbleached or bleached	-	2	-	56
55129900	Woven fabrics of synthetic staple fibres, containing 85 % or more by weight other than of polyester, aryclic or modacrylic staple fibres; other unbleached or bleached	387	810	5.553	18.438
55131100	Woven fabrics of polyester staple fibres,plain weave, containing less than 85 % by weight of such fibres, mixed mainly or solely with cotton, of a weight not exceeding 170 g/m2; unbleached or bleached	503.387	1.534.693	2.959.346	8.938.031
55131200	Woven fabrics, 3-thread/4-thread twill, incl cross twill of polyester staples fibres, cont < 85% by weight of such fibres, mixed mainly/solely with cotton, of a weight ≤ 170 g/m2, unbleached/bleached	140.134	294.182	868.998	1.838.163

Tabel 3 : Ekspor Indonesia menurut Komoditi ( Kode HS 8 digit )

Maret 2023

Kode H S	Uraian golongan barang	Berat bersih (Kg)		Nilai F.O.B. ( U S \$ )	
		Bulan ini	Kumulatif	Bulan ini	Kumulatif
(1)	(2)	(3)	(4)	(5)	(6)
55131300	Woven fabrics of polyester staple fibres, containing less than 85 % by weight of such fibres, mixed mainly or solely with cotton, of a weight not exceeding 170 g/m2, unbleached or bleached	117.765	144.173	1.029.312	1.228.136
55131900	Woven fabrics of synthetic staple fibres, cont < 85 % by weight of such fibres, mixed mainly/solely with cotton, of a weight ≤ 170 g/m2; oth than HS 55131100 - 55131300; unbleached or bleached	1	2	5	7
55132100	Woven fabrics of polyester staple fibres,plain weave, containing less than 85 % by weight of such fibres, mixed mainly or solely with cotton, of a weight not exceeding 170 g/m2, dyed	63.788	233.201	506.361	1.955.416
55132300	Woven fabrics of polyester staple fibres, containing less than 85 % by weight of such fibres, mixed mainly or solely with cotton, of a weight not exceeding 170 g/m2, dyed	7.710	19.204	63.091	167.085
55132900	Woven fabrics of synthetic staple fibres, containing < 85 % by weight of such fibres, mixed mainly or solely with cotton, of a weight ≤ 170 g/m2; other than HS 55131100 - 55131300; dyed	9	10	22	23
55133100	Woven fabrics of polyester staple fibres,plain weave, cont less than 85 % by weight of such fibres, mixed mainly or solely with cotton, of a weight not exceeding 170 g/m2; of yarn of different colours	1.766	25.629	830	22.475
55133900	Woven fabrics; oth than of polyester staple fibres,plain weave, cont 85% by weight of such fibres, mixed mainly or solely with cotton, of a weight not exceeding 170 g/m2; of yarn of different colours	19	2.401	83	29.017
55134900	Woven fabrics; other than of polyester staple fibres,plain weave; cont less than 85 % by weight of such fibres, mixed mainly or solely with cotton, of a weight not exceeding 170 g/m2; printed	2.111	3.998	41.712	77.328
55141100	Woven fabrics of polyester staple fibres,plain weave, containing less than 85 % by weight of such fibres, mixed mainly or solely with cotton, of a weight exceeding 170 g/m2; unbleached or bleached	136.108	233.301	387.655	776.602
55141200	Woven fabrics, 3-thread/4-thread twill, incl cross twill of polyester staples fibres, cont < 85% by weight of such fibres, mixed mainly/solely with cotton, of a weight > 170g/m2; unbleached/bleached	271.359	644.135	1.454.618	3.454.595
55141900	Woven fabrics of synthetic staple fibres, cont < 85 % by weight of such fibres, mixed mainly/solely with cotton, of a weight > 170 g/m2; oth than HS 55141100 - 55141200; unbleached or bleached	2.138	18.346	15.624	96.471
55142100	Woven fabrics of polyester staple fibres,plain weave, containing less than 85 % by weight of such fibres, mixed mainly or solely with cotton, of a weight exceeding 170 g/m2; dyed	2.774	9.783	27.320	74.283
55142200	Woven fabrics,of 3/4 thread twill, incl cross twill of polyester staples fibres ,containing less than 85% by weight of such fibres, mixed mainly/solely with cotton, of a weight > 170g/m2; dyed	75.366	166.222	653.050	1.370.492
55143000	Woven fabrics of synthetic staple fibres, containing less than 85 % by weight of such fibres, mixed mainly or solely with cotton, of a weight exceeding 170 g/m2; of yarn of different colours	-	1.284	-	21.757
55144900	Woven fabrics of synthetic staple fibres, cont < 85 % by weight of such fibres, mixed mainly/solely with cotton, of a weight > 170 g/m2; printed; n.e.c. in heading 5514	746	746	750	750
55151100	Woven fabrics other than those of heading 5512 - 5514, of polyester staple fibres, mixed mainly or solely with viscose rayon staples fibres	312.700	991.225	2.004.147	6.295.420

Tabel 3 : Ekspor Indonesia menurut Komoditi ( Kode HS 8 digit )

Maret 2023

Kode H S	Uraian golongan barang	Berat bersih (Kg)		Nilai F.O.B. ( U S \$ )	
		Bulan ini	Kumulatif	Bulan ini	Kumulatif
(1)	(2)	(3)	(4)	(5)	(6)
55151200	Woven fabrics other than those of heading 5512 - 5514, of polyester staple fibres, mixed mainly or solely with man-made filaments	1.078.396	3.683.971	6.162.245	21.130.284
55151300	Woven fabrics other than those of heading 5512 - 5514, of polyester staple fibres, mixed mainly or solely with wool or fine animal hair	489	891	13.815	24.030
55151900	Woven fabrics other than of heading 5512 - 5514, of polyester staple fibres; oth than mixed mainly/ solely with viscose rayon staples fibres or with man-made filaments or with wool or fine animal hair	9.383	11.271	94.341	111.204
55159100	Woven fabrics other than those of heading 5512 - 5514, of synthetic staple fibres; oth than of polyester staples/of arcylic or modacrylic staple fibre; mixed mainly or solely with man-made filaments	622	622	3.603	3.603
55159990	Woven fabrics other than those of heading 5512 - 5514, of synthetic staple fibres; oth than of polyester staples/of arcylic or modacrylic; oth than mixed mainly/solely with wool or fine animal hair	9	63	101	867
55161100	Woven fabrics of artificial staple fibres; containing 85 % or more by weight of artificial staple fibres; unbleached or bleached	295.312	876.715	1.446.637	4.352.883
55161200	Woven fabrics of artificial staple fibres; containing 85 % or more by weight of artificial staple fibres; dyed	11.701	51.711	63.356	300.732
55161300	Woven fabrics of artificial staple fibres; containing 85 % or more by weight of artificial staple fibres; of yarn of different colours	1.821	6.590	18.974	69.033
55161400	Woven fabrics of artificial staple fibres; containing 85 % or more by weight of artificial staple fibres; printed	1.270	11.704	25.869	202.205
55162100	Woven fabrics of artificial staple fibres; containing less than 85 % by weight of artificial staple fibres, mixed mainly or solely with man-made filaments; unbleached or bleached	27.716	129.734	140.943	657.382
55162200	Woven fabrics of artificial staple fibres; containing less than 85 % by weight of artificial staple fibres, mixed mainly or solely with man-made filaments; dyed	5.156	9.671	43.890	48.782
55162300	Woven fabrics of artificial staple fibres; containing less than 85 % by weight of artificial staple fibres, mixed mainly or solely with man-made filaments;; of yarn of different colours	4.843	13.524	37.910	128.956
55163300	Woven fabrics of artificial staple fibres; containing less than 85 % by weight of artificial staple fibres, mixed mainly or solely with wool or fine animal hair; of yarn of different colours	17	17	234	234
55164100	Woven fabrics of artificial staple fibres; containing less than 85 % by weight of artificial staple fibres, mixed mainly or solely with cotton; unbleached or bleached	1.886	6.345	25.703	100.344
55164200	Woven fabrics of artificial staple fibres; containing less than 85 % by weight of artificial staple fibres, mixed mainly or solely with cotton; dyed	73	73	202	202
55164300	Woven fabrics of artificial staple fibres; containing less than 85 % by weight of artificial staple fibres, mixed mainly or solely with cotton; of yarn of different colours	-	630	-	5.643
55164400	Woven fabrics of artificial staple fibres; containing less than 85 % by weight of artificial staple fibres, mixed mainly or solely with cotton; printed	45	45	131	131
55169100	Woven fabrics of artificial staple fibres; unbleached or bleached; other than those of subheading 551661 - 551664	31.071	60.250	149.754	295.764
55169200	Woven fabrics of artificial staple fibres; dyed; other than those of subheading 551661 - 551664	505	3.719	5.884	42.340
55169300	Woven fabrics of artificial staple fibres; of yarn of different colours; other than those of subheading 551661 - 551664	-	1.032	-	13.367
56012100	Wadding of textile materials and articles thereof, of cotton	21.027	45.220	65.614	146.290
56012210	Wadding of textile materials and articles thereof, of man-made fibres; cigarette tow	126.771	269.773	1.286.210	3.065.139

Tabel 3 : Ekspor Indonesia menurut Komoditi ( Kode HS 8 digit )

Maret 2023

Kode H S	Uraian golongan barang	Berat bersih (Kg)		Nilai F.O.B. ( U S \$ )	
		Bulan ini	Kumulatif	Bulan ini	Kumulatif
(1)	(2)	(3)	(4)	(5)	(6)
56012290	Wadding of textile materials and articles thereof; of man-made fibres; other than cigarette tow	131.203	318.185	1.680.852	4.582.053
56012900	Wadding of textile materials and articles thereof; other than of man-made fibres	-	0	-	1
56013010	Textile flock and dust and mill neps; polyamide fibre flock	161.821	357.099	313.335	675.567
56021000	Needleloom felt and stitch-bonded fibre fabrics	35.222	198.098	139.294	737.190
56022100	Felt of wool or fine animal hair; not impregnated, coated, covered or laminated	-	113	-	916
56022900	Felt of other textile material; not impregnated, coated, covered or laminated	1	31	0	118
56029000	Felt, impregnated, coated, covered or laminated; other than needleloom felt and stitch-bonded fibre fabrics	37.198	103.823	96.418	210.299
56031100	Nonwovens, whether or not impregnated, coated, covered or laminated; of man-made filaments; weighing not more than 25g/m2	321.020	1.004.009	773.456	2.394.009
56031200	Nonwovens, whether or not impregnated, coated, covered or laminated; of man-made filaments; weighing more than 25g/m2 but not more than 70 g/m2	786.812	1.984.952	2.486.094	6.280.009
56031300	Nonwovens, whether or not impregnated, coated, covered or laminated; of man-made filaments; weighing more than 70g/m2 but not more than 150 g/m2	203.007	598.262	456.587	1.315.456
56031400	Nonwovens, whether or not impregnated, coated, covered or laminated; of man-made filaments; weighing more than 150 g/m2	21.062	71.979	96.923	358.878
56039100	Nonwovens, whether or not impregnated, coated, covered or laminated; other than of man-made filaments; weighing not more than 25g/m2	43.213	59.766	163.155	229.239
56039200	Nonwovens, whether or not impregnated, coated, covered or laminated; other than of man-made filaments; weighing more than 25g/m2 but not more than 70 g/m2	866.184	2.443.014	2.305.068	6.585.084
56039300	Nonwovens, whether or not impregnated, coated, covered or laminated; other than of man-made filaments; weighing more than 70g/m2 but not more than 150 g/m2	2	6.665	86	22.407
56039400	Nonwovens, whether or not impregnated, coated, covered or laminated; other than of man-made filaments; weighing more than 150 g/m2	82.604	506.386	408.194	1.632.185
56041000	Rubber thread and cord, textile covered	1.841	4.490	9.911	30.446
56049030	Textile yarn, and strip and the like of heading 5404 or 5405, impregnated, coated, covered/sheathed with rubber/plastics; high tenacity yarn of polyesters, of nylon/oth polyamides/of viscose rayon	2.415	5.376	117.570	253.309
56049090	Textile yarn, and strip and the like of heading 5404 or 5405, impregnated, coated, covered or sheathed with rubber or plastics; other than those of HS 56049010 - 56049030	210	1.510	12.387	28.086
56050000	Metallised yarn, whether or not gimped, being textile yarn, or strip or the like of heading 5404 or 5405, combined with metal in the form of thread, strip or powder or covered with metal	368	2.941	20.340	96.550
56060000	Gimped yarn, and strip and the like of heading 5404 or 5405, gimped (other than those of heading 5605 and gimped horsehair yarn); chenille yarn (including flock chenille yarn); loop wale-yarn	9.936	29.808	51.082	154.098
56072100	Binder or baler twine whether or not plaited or braided and whether or not impregnated, coated, covered or sheathed with rubber or plastics; of sisal or other textile fibres of the genus Agave	-	1	-	593
56072900	Twine, whether/not plaited/braided and whether/not impregnated, coated, covered/sheathed with rubber/plastics; oth than binder or baler twine; of sisal or other textile fibres of the genus Agave	223	91.915	647	210.210

Tabel 3 : Ekspor Indonesia menurut Komoditi ( Kode HS 8 digit )

Maret 2023

Kode H S	Uraian golongan barang	Berat bersih (Kg)		Nilai F.O.B. ( U S \$ )	
		Bulan ini	Kumulatif	Bulan ini	Kumulatif
(1)	(2)	(3)	(4)	(5)	(6)
56074100	Binder or baler twine whether or not plaited or braided and whether or not impregnated, coated, covered or sheathed with rubber or plastics; of polyethylene or polypropylene	40	589	473	8.849
56074900	Twine, whether/not plaited/braided and whether/not impregnated, coated, covered/sheathed with rubber/plastics; oth than binder or baler twine; of polyethylene or polypropylene	120.974	265.980	298.137	900.351
56075010	Oth synthetic fibres;V-belt cord of man-made fibres treated w/resorcinol formaldehyde;polyamide&polytetrafluoro-ethylene yarns measuring >10,000 decitex, used for sealing pumps,valves&similar articles	7.023	36.850	78.267	412.321
56075090	Other synthetic fibres; other than HS 56075010	60.421	141.944	250.959	603.310
56079010	Cordage, ropes and cables, whether or not plaited or braided and whether or not impregnated, coated, covered or sheathed with rubber or plastics; of artificial fibres	-	1	-	149
56079021	Cordage, ropes and cables, whether or not plaited or braided and whether or not impregnated, coated, covered or sheathed with rubber or plastics; of abaca (Manila hemp or Musa textilis Nee)	588	673	17.133	19.907
56079022	Cordage, ropes and cables, whether or not plaited or braided and whether or not impregnated, coated, covered or sheathed with rubber or plastics; of other hard (leaf) fibres	1.704	1.839	4.010	4.385
56079090	Cordage,ropes&cables,whether/not plaited/braided/impregnated,coated,covered/sheathed with rubber/plastics;oth than of abaca (Manila hemp/Musa textile Nee)/jute/oth textile bast fibres of heading 5303	3.286	10.834	31.381	141.515
56081100	Knotted netting of twine, cordage or rope; made up fishing nets; of man-made textile materials	261.261	644.796	1.975.970	4.863.196
56081920	Knotted netting of twine, cordage or rope; net bags; of man-made textile materials	11.934	25.857	25.624	57.451
56081990	Knotted netting of twine, cordage or rope; other than net bags; of man-made textile materials	6.701	25.469	19.146	122.484
56089010	Knotted netting of twine, cordage or rope; net bags; other than of man-made textile materials	28	94	128	407
56089090	Knotted netting of twine, cordage or rope; other than net bags; other than of man-made textile materials	0	136	12	1.724
56090000	Articles of yarn, strip or the like of heading 5404 or 5405, twine, cordage, rope or cables, not elsewhere specified or included	8.710	37.532	99.683	294.602
57011010	Prayer rugs, knotted, whether or not made up; of wool or fine animal hair,	63	206	130	575
57011090	Carpets and other textile floor coverings, knotted, whether or not made up; other than prayer rugs of wool or fine animal hair	3.230	8.558	20.247	50.637
57019011	Prayer rugs, knotted, whether or not made up; of cotton	33	48	152	235
57019019	Carpets and other textile floor covering, knotted, whether or not made up; of cotton; other than prayer rugs	78	675	180	1.035
57019099	Carpets and other textile floor covering, knotted, whether or not made up; other than of wool or fine animal hair or of cotton or of jute fibres; other than prayer rugs	154	594	4.231	15.274
57022000	Floor coverings of coconut fibres (coir)	3	253	23	815
57023100	Carpets and other textile floor coverings, woven, not tufted or flocked; of pile construction, not made up; of wool or fine animal hair	6	25	9	159
57023200	Carpets and other textile floor coverings, woven, not tufted or flocked; of pile construction, not made up; of man-made textile materials	346	396	2.065	2.127
57023910	Carpets and other textile floor coverings, woven, not tufted or flocked; of pile construction, not made up; other textile materials; of cotton	-	15	-	27



Tabel 3 : Ekspor Indonesia menurut Komoditi ( Kode HS 8 digit )

Maret 2023

Kode H S	Uraian golongan barang	Berat bersih (Kg)		Nilai F.O.B. ( U S \$ )	
		Bulan ini	Kumulatif	Bulan ini	Kumulatif
(1)	(2)	(3)	(4)	(5)	(6)
57023990	Carpets and other textile floor coverings, woven, not tufted or flocked; of pile construction, not made up; other textile materials; other than of cotton or of jute fibres	282	775	4.954	12.568
57024210	Prayer rugs; of pile construction, made up; of man - made textile materials	7	26.753	477	68.285
57024290	Carpets and other textile floor coverings, woven, not tufted or flocked; of pile construction, made up; of man - made textile materials; other than prayer rugs	416.059	980.623	1.086.270	2.613.789
57024920	Carpets and other textile floor coverings, woven, not tufted or flocked; of pile construction, made up; other textile materials; of jute fibres	-	4.580	-	44.126
57024999	Carpets and other textile floor coverings, woven, not tufted or flocked, of pile construction, made up; other textile materials; other than prayer rugs	716	874	23	94
57025090	Carpets and other textile floor coverings, woven, not tufted or flocked; not of pile construction, not made up; other than of cotton or of jute fibres	49	135	1.305	2.791
57029210	Prayer rugs; of man - made textile materials; not of pile construction, made up	-	13	-	293
57029290	Carpets and other textile floor coverings, woven, not tufted or flocked; of not pile construction, made up; of man - made textile materials; other than prayer rugs	23	703	42	860
57029999	Carpets and other textile floor coverings, woven, not tufted or flocked; of not pile construction, made up; of other textile materials; other than prayer rugs; other than cotton or of jute fibres	29	518	835	7.183
57031010	Floor mats of a kind used for motor vehicles of headings 8702, 8703 or 8704; of wool or fine animal hair	-	218	-	349
57031020	Prayer rugs; of wool or fine animal hair	133	185	24	468
57031030	Flooring carpets of a kind used for motor vehicles of headings 8702, 8703 or 8704; of wool or fine animal hair	104.617	277.843	219.958	581.894
57031090	Carpets and other textile floor coverings, tufted, whether or not made up; of wool or fine animal hair; n.e.c. of subheading 570310	1.341	2.012	1.120	7.266
57032990	Carpets and other textile floor coverings, tufted, whether or not made up; of nylon or other polyamides; other than prayer rugs	40.458	147.149	236.642	810.460
57033100	Turf of other man-made textile materials	3.874	3.918	16.764	17.232
57033910	Prayer rugs of other man-made textile materials	3.408	3.793	37.455	38.130
57033990	Carpets and other textile floor coverings, tufted, whether or not made up; of other man-made textile materials; other than prayer rugs	351.756	894.788	908.715	2.391.121
57039011	Prayer rugs; of cotton; other textile materials	-	60	-	198
57039019	Carpets and other textile floor coverings, tufted, whether or not made up; of cotton other textile materials; other than prayer rugs	-	1	-	22
57039029	Carpets and other textile floor coverings, tufted, whether or not made up; of jute fibres; other than those of HS 57031010 - 57031030	-	5	-	40
57039091	Floor mats of a kind used for motor vehicles of headings 8702, 8703 or 8704 of other textile materials; other than of cotton or of jute fibres	309	1.989	4.116	23.544
57039093	Flooring carpets of a kind used for motor vehicles of headings 8702, 8703 or 8704, of other textile materials; other than of cotton or of jute fibres	155	351	11.325	15.310
57039099	Carpets and other textile floor coverings, tufted, whether or not made up, of other textile materials; other than of cotton or of jute fibres; n.e.c. in heading 5703	6.330	55.772	5.027	65.472
57049000	Tiles, having a minimum surface area exceeding 1 m <sup>2</sup> ; of felt, not tufted or flocked, whether or not made up	117.901	386.422	194.989	704.949
57050011	Prayer rugs of cotton, whether or not made up; other than those of heading 5701-5704	852	6.229	2.439	31.806

Tabel 3 : Ekspor Indonesia menurut Komoditi ( Kode HS 8 digit )

Maret 2023

Kode H S	Uraian golongan barang	Berat bersih (Kg)		Nilai F.O.B. ( U S \$ )	
		Bulan ini	Kumulatif	Bulan ini	Kumulatif
		(3)	(4)	(5)	(6)
57050019	Carpets and other textile floor coverings, whether or not made up; of cotton; other than those of heading 5701-5704; other than prayer rug	1.673	5.807	4.740	9.351
57050029	Carpets and other textile floor coverings, other than those of heading 5701-5704; of jute fibres; other than those of HS 57050021	4.634	15.414	23.651	78.028
57050091	Prayer rugs other than those of heading 5701-5704; other than of cotton or of jute fibres	182	182	514	522
57050092	Nonwoven floor coverings, of a kind used for motor vehicles of heading 8702, 8703 or 8704; other than of cotton or of jute fibres; other than those of heading 5701-5704	121.571	333.718	766.497	2.231.289
57050099	Carpet and other textile floor coverings, whether or not made up, other than those of heading 5701-5704; other than of cotton or of jute fibres; n.e.c in heading 5705	62.216	147.498	240.896	765.998
58011090	Woven pile fabrics and chenille fabrics, other than fabrics of heading 5802 or 5806; of wool or fine animal hair; other than coated, covered or laminated	21	171	790	2.989
58012290	Woven pile fabrics, other than fabrics of heading 5802 or 5806; cut corduroy; other than coated, covered or laminated; of cotton	15	231	398	11.798
58013610	Chenille fabrics, other than fabrics of heading 5802 or 5806; of man-made fibres; coated, covered or laminated	-	748	-	3.033
58013690	Chenille fabrics, other than fabrics of heading 5802 or 5806; of man-made fibres; other than coated, covered or laminated	64	64	96	96
58013711	Warp pile fabrics; coated, covered or laminated; with cut pile	-	13.936	-	172.748
58013712	Warp pile fabrics; coated, covered or laminated; with uncut pile	10.381	18.056	167.922	310.295
58019099	Woven pile fabrics and chenille fabrics, other than fabrics of heading 5802 or 5806; other than of silk; other than coated, covered or laminated	410	1.425	1.143	2.231
58021090	Terry towelling and similar woven terry fabrics, of cotton; bleached	75	78	1.242	1.245
58022090	Terry towelling and similar woven terry fabrics, of other textile materials; other than of wool or fine animal hair	13	13	427	427
58023090	Tufted textile fabrics, other than heading 5703, other than of impregnated, coated or covered, of woven, of cotton or of man-made fibres or of other materials	76	102	1.216	1.304
58030010	Gauze, other than narrow fabrics of heading 5806; made of cotton	3.740	9.931	5.083	14.758
58030090	Gauze, other than narrow fabrics of heading 5806; other than of cotton, of man made fibres or of wool or fine animal hair	22.924	38.543	69.386	117.456
58041019	Tulles and other net fabrics, other than fabrics of headings 6002 to 6006; of silk; other than impregnated, coated, covered or laminated	1	25	69	207
58041021	Tulles and other net fabrics, other than fabrics of headings 6002 to 6006; of cotton; impregnated, coated, covered or laminated	-	1	-	0
58041029	Tulles and other net fabrics, other than fabrics of headings 6002 to 6006; of cotton; other than impregnated, coated, covered or laminated	-	1	-	100
58041099	Tulles and other net fabrics, other than fabrics of headings 6002 to 6006; other than of silk or of cotton; other than impregnated, coated, covered or laminated	11.355	32.034	78.860	210.893
58042190	Mechanically made lace; of man-made fibres; other than impregnated, coated, covered or laminated	54.606	97.470	588.277	1.058.580
58042990	Mechanically made lace; of other textile materials; other than impregnated, coated, covered or laminated	249	503	568	2.456
58043000	Hand-made lace	399	399	6.339	6.339

Tabel 3 : Ekspor Indonesia menurut Komoditi ( Kode HS 8 digit )

Maret 2023

Kode H S	Uraian golongan barang	Berat bersih (Kg)		Nilai F.O.B. ( U S \$ )	
		Bulan ini	Kumulatif	Bulan ini	Kumulatif
		(3)	(4)	(5)	(6)
58050090	Hand-woven tapestries of the type Gobelins, Flanders, Aubusson, Beauvais and the like, and needle-worked tapestries (for example, petit point, cross stitch), whether or not made up; oth than of cotton	-	185	-	3.907
58061090	Woven pile fabrics (including terry towelling and similar terry fabrics) and chenille fabrics other than goods of heading 5807; other than of silik or of cotton	122	201	8.030	11.925
58062010	Tape of a kind used to wrap the grips or handles of sports equipment; containing by weight 5 % or more of elastomeric yarn or rubber thread	23.141	94.728	876.809	3.490.365
58062090	Narrow woven fabrics, oth thn goods of heading 5807; containing by weight 5 % or more of elastomeric yarn or rubber thread; oth than tape of a kind use to wrap the grips or handles of sports equipment	53.180	126.481	760.490	1.686.652
58063120	Backing of a kind used for electrical insulating paper; other woven fabrics; of cotton	1.000	1.000	5.049	5.049
58063190	Other woven fabrics of cotton; other than those of HS 58063110 - 58063130	2	1.875	5	3.010
58063210	Narrow woven fabrics suitable for the manufacture of inked ribbons for typewriters or similar machines; safety seat belt fabrics; other woven fabrics; of man-made fibres	4	4	304	305
58063250	Ribbons of a kind used for making slide fasteners and of a width not exceeding 12 mm; other woven fabrics; of man-made fibres	0	2	2	19
58063290	Other woven fabrics of man-made fabrics; other than those of HS 58063210 or 58063240 or 58063250	14.418	59.479	61.651	451.226
58063910	Other woven fabrics; of other textile materials; of silk	123	306	3.411	8.838
58063993	Ribbons of a kind used for making slide fasteners and of a width not exceeding 12 mm; other than of silk; of other textile materials	0	0	2	6
58063999	Other woven fabrics of other textile materials; other than silk; other than those of HS 58063991 - 58063993	32	33.617	928	164.590
58071000	Labels, badges and similar articles of textile materials, in the piece, in strips or cut to shape or size, not embroidered; woven	1.426	2.271	174.619	207.009
58079010	Labels, badges and similar articles of textile materials, in the piece, in strips or cut to shape or size, not embroidered; of nonwoven fabrics	2	7	17	85
58079090	Labels, badges and similar articles of textile materials, in the piece, in strips or cut to shape or size, not embroidered; other than woven or of nonwoven fabrics	1.403	3.101	33.633	95.162
58081010	Braids in the piece; combined with rubber thread	5	16	91	224
58081090	Braids in the piece; other than combined with rubber thread	193	204	1.073	1.156
58089010	Ornamental trimmings in the piece, without embroidery, other than knitted or crocheted; tassels, pompons and similar articles; combined with rubber thread	7	10	116	157
58089090	Ornamental trimmings in the piece, without embroidery, other than knitted or crocheted; tassels, pompons and similar articles; other than combined with rubber thread	2.308	4.352	3.603	21.951
58090000	Woven fabrics of metal thread and woven fabrics of metallised yarn of heading 5605, of a kind used in apparel, as furnishing fabrics or for similar purposes, not elsewhere specified or included	16	16	1.416	1.416
58101000	Embroidery without visible ground, in the piece, in strips or in motifs	274	7.829	21.705	367.113
58109100	Embroidery with visible ground; of cotton; in the piece, in strips or in motifs	2.169	8.241	23.454	77.805
58109200	Embroidery with visible ground; of man-made fibres; in the piece, in strips or in motifs	822	2.390	10.063	37.892
58109900	Embroidery with visible ground; of other textile materials; in the piece, in strips or in motifs	14.400	33.872	126.287	295.194

Tabel 3 : Ekspor Indonesia menurut Komoditi ( Kode HS 8 digit )

Maret 2023

Kode H S	Uraian golongan barang	Berat bersih (Kg)		Nilai F.O.B. ( U S \$ )	
		Bulan ini	Kumulatif	Bulan ini	Kumulatif
(1)	(2)	(3)	(4)	(5)	(6)
58110010	Quilted textile products in the piece, composed of one/more layers of textile materials assembled w/padding by stitching/otherwise, oth thn embroidery of heading 5810; of wool/fine/coarse animal hair	-	11	-	17
58110090	Quilted textile products in the piece, composed of one or more layers of textile materials assembled with padding by stitching/otherwise; oth than embroidery of heading 5810; n.e.c. in heading 5811	3.283	7.014	109.680	224.135
59011000	Textile fabrics coated with gum or amylaceous substances, of a kind used for the outer covers of books or the like	1.172	25.326	4.677	112.132
59019010	Textile fabrics coated with gum or amylaceous substances; tracing cloth	-	540	-	150
59019020	Textile fabrics coated with gum or amylaceous substances; prepared painting canvas	515	4.110	3.781	31.580
59019090	Textile fabrics coated with gum or amylaceous substances; buckram and similar stiffened textile fabrics of a kind used for hat foundations	709	2.009	3.873	20.674
59021019	Tyre cord fabric of high tenacity yarn; of nylon or other polyamides; of chafer fabric, rubberised; other than of nylon-6 yarn	0	644	0	5.122
59021091	Tyre cord fabric of high tenacity yarn; of nylon or other polyamides; other than chafer fabric, rubberised; of nylon-6 yarn	809.659	2.353.116	4.148.215	12.813.616
59021099	Tyre cord fabric of high tenacity yarn; of nylon or other polyamides; other than chafer fabric, rubberised; other than nylon-6 yarn	68	69	1.435	1.445
59022020	Tyre cord fabric of high tenacity yarn; of polyester; of chafer fabric, rubberised	2.478	5.667	35.002	77.570
59022099	Tyre cord fabric of high tenacity yarn of polyester; other than of chafer fabric, rubberised or containing cotton	886.005	2.611.369	2.767.231	8.243.221
59029000	Tyre cord fabric of high tenacity yarn; other than of nylon or other polyamides; other than of polyester	-	1	-	81
59031010	Textile fabrics impregnated, coated, covered or laminated with poly (vinyl chloride), other than those of heading 5902; with polyurethane; interlining	79.632	185.818	281.545	863.677
59031090	Textile fabrics impregnated, coated, covered or laminated with poly (vinyl chloride), other than those of heading 5902; with polyurethane; other than interlining	30.920	180.394	266.016	1.439.630
59032000	Textile fabrics impregnated, coated, covered or laminated with plastics, other than those of heading 5902; with polyurethane	176.919	478.222	1.889.378	5.254.105
59039010	Canvas-type fabrics impregnated, coated, covered or laminated with nylon or other polyamides	58	3.788	952	26.209
59039090	Textile fabrics impregnated, coated, covered or laminated with plastics, other than those of heading 5902; n.e.c. in heading 5903	50.342	67.181	273.681	410.709
59041000	Linoleum, whether or not cut to shape	-	577	-	5.678
59050090	Textile wall coverings; other than of wool or fine or coarse animal hair	28	321	1.203	13.095
59061000	Adhesive tape of a width not exceeding 20 cm	210.131	677.656	837.370	2.693.961
59069100	Rubberised textile fabrics, other than those of heading 5902; knitted or crocheted; other than adhesive tape of a width not exceeding 20 cm	214	481	7.546	16.287
59069990	Rubberised textile fabrics, other than those of heading 5902; n.e.c. in heading 5906	139.270	360.168	537.720	1.366.949
59070040	Fabrics impregnated, coated or covered with flock velvet, the entire surface of which is covered with textile flock	1.875	3.750	7.680	18.668
59070090	Textile fabrics otherwise impregnated, coated or covered; painted canvas being theatrical scenery, studio back-cloths or the like; n.e.c. in heading 5907	127	146	272	480

Tabel 3 : Ekspor Indonesia menurut Komoditi ( Kode HS 8 digit )

Maret 2023

Kode H S	Uraian golongan barang	Berat bersih (Kg)		Nilai F.O.B. ( U S \$ )	
		Bulan ini	Kumulatif	Bulan ini	Kumulatif
(1)	(2)	(3)	(4)	(5)	(6)
59080090	Textile woven, plaited or knitted, for lamps, stoves, lighters, candles or the like; tubular knitted gas mantle fabric therefor, whether or not impregnated	100	167	50	130
59090090	Textile hosepiping and similar textile tubing, with or without lining, armour or accessories of other materials; other than fire hoses	-	58	-	1.256
59100000	Transmission or conveyor belts or belting, of textile material, whether or not impregnated, coated, covered or laminated with plastics, or reinforced with metal or other material	600	1.806	100.697	167.076
59111000	Textile fabrics, felt & felt-lined woven fabrics, coat/cover w/ rubber, leather/oth, used for card clothing & technic purpose	302	830	1.227	8.580
59112000	Bolting cloth, whether or not made up	4.541	12.406	254.972	680.902
59113100	Textile fabrics and felts, endless or fitted with linking devices, used in paper-making or similar machines, weighing less than 650 g/m <sup>2</sup>	140	140	4.376	4.376
59114000	Filtering or straining cloth of a kind used in oil presses or the like, including that of human hair	-	12	-	343
59119010	Textile products and articles, for technical uses, specified in Note 8 to this Chapter; gaskets and seals	50	58	507	985
59119090	Textile products and articles, for technical uses, specified in Note 8 to this Chapter; other than gaskets and seals	66.191	243.661	700.826	2.240.828
60011000	"Long pile" fabrics, knitted or crocheted	94.827	160.890	822.966	1.396.892
60012100	Looped pile fabrics; of cotton; knitted or crocheted	302	8.552	3.113	108.653
60012200	Looped pile fabrics; of man made fibres; knitted or crocheted	28.767	89.735	286.677	884.816
60012900	Looped pile fabrics; of other textile materials; knitted or crocheted	1.616	2.073	81	2.376
60019100	Pile fabrics, other than long pile fabrics and looped pile fabric; of cotton; knitted or crocheted	537	539	817	838
60019220	Pile fabrics of 100 % polyester staple fibres, of a width not less than 635 mm but not more than 762 mm, suitable for use in the manufacture of paint rollers; of man-made fibres	350	601	1.750	5.158
60019290	Pile fabrics, other than long pile fabrics & looped pile; of man-made fibre; other than pile fabrics of 100 % polyester staple fibres, of a width ≥ 635 mm but ≤ 762 mm & containing elastomeric yarn/rubber thread	38.969	91.768	220.524	557.980
60019900	Pile fabrics, other than "long pile" fabrics or looped pile fabric, knitted or crocheted; of other textile materials	57	144	1.264	4.560
60024000	Knitted or crocheted fabrics; containing by weight 5 % or more of elastomeric yarn or rubber thread, other than those of heading 6001	-	13	-	338
60029000	Knitted or crocheted fabrics of a width not exceeding 30 cm, of elastomeric yarn or rubber thread, other than those of heading 6001	6.485	19.164	67.175	218.700
60032000	Knitted or crocheted fabrics of a width not exceeding 30 cm, other than those of heading 6001 or 6002; of cotton	132	378	189	913
60033000	Knitted or crocheted fabrics of a width not exceeding 30 cm, other than those of heading 6001 or 6002; of synthetic fibres	172	252	12.884	14.241
60039000	Knitted or crocheted fabrics of a width not exceeding 30 cm, other than those of heading 6001 or 6002; n.e.c. in heading 6003	6	9	182	184
60041010	Knitted or crocheted fabrics of a width exceeding 30 cm, containing by weight 5 % or more but not more than 20 % of elastomeric yarn but not containing rubber thread, other than those of heading 6001	33.327	87.974	197.394	606.578
60041090	Knitted or crocheted fabrics of a width exceeding 30 cm, containing by weight more than 20 % of elastomeric yarn but not containing rubber thread; other than those of heading 6001	219.179	695.968	1.257.765	4.657.740
60049000	Knitted or crocheted fabrics of a width exceeding 30 cm, containing by weight 5 % or more of elastomeric yarn containing rubber thread, other than those of heading 6001	111.076	342.631	1.169.675	3.736.849

Tabel 3 : Ekspor Indonesia menurut Komoditi ( Kode HS 8 digit )

Maret 2023

Kode H S	Uraian golongan barang	Berat bersih (Kg)		Nilai F.O.B. ( U S \$ )	
		Bulan ini	Kumulatif	Bulan ini	Kumulatif
		(3)	(4)	(5)	(6)
60052100	Warp knit fabrics (including those made on galloon knitting machines), other than those of headings 6001 to 6004; of cotton; unbleached or bleached	6.622	6.622	5.479	5.492
60052200	Warp knit fabrics (including those made on galloon knitting machines), other than those of headings 6001 to 6004; of cotton; dyed	1.726	52.456	12.454	74.392
60053500	Warp knit fabrics (including those made on galloon knitting machines), other than those of headings 6001 to 6004; of synthetic fibres; fabrics specified in Subheading Note 1 to this Chapter	-	0	-	1
60053610	Knitted swimwear fabrics of polyester and polybutylene terephthalate in which polyester predominates by weight; unbleached or bleached; other than those of heading 6001 to 6004	-	57	-	720
60053690	Warp knit fabrics (incl those made on galloon knitting machines), other than those of headings 6001 to 6004; of synthetic fibres; unbleached or bleached; other than those of HS 60053610	3.292	6.403	33.027	51.338
60053790	Warp knit fabrics (incl those made on galloon knitting machines), other than those of headings 6001 to 6004; of synthetic fibres; dyed; other than those of HS 60053710	13.842	47.086	115.563	442.840
60053890	Warp knit fabrics (incl those made on galloon knitting machines), other than those of headings 6001 to 6004; of synthetic fibres; of yarns of different colours; other than those of HS 60053810	25.429	59.554	61.199	164.374
60053910	Knitted swimwear fabrics of polyester and polybutylene terephthalate in which polyester predominates by weight; printed	-	9.558	-	406.212
60053990	Warp knit fabrics (incl those made on galloon knitting machines), other than those of headings 6001 to 6004; of synthetic fibres; printed; other than those of HS 60053910	19	99	606	2.566
60059010	Warp knit fabrics (including those made on galloon knitting machines), oth than in headings 6001-6004; oth than of cotton or of synthetic fibres or of artificial fibres; of wool or fine animal hair	-	11	-	96
60059090	Warp knit fabrics (incl those made on galloon knitting machines), oth than in headings 6001-6004; oth than of cotton or of synthetic fibres or of artificial fibres; oth than of wool/ fine animal hair	975	3.391	2.169	11.980
60061000	Fabrics; knitted or crocheted fabrics, other than those of headings 6001 to 6005; of wool or fine animal hair	-	2	-	48
60062100	Fabrics; knitted or crocheted fabrics, other than those of headings 6001 to 6005; of cotton; unbleached or bleached	3.491	12.824	21.687	112.862
60062200	Fabrics; knitted or crocheted fabrics, other than those of headings 6001 to 6005; of cotton; dyed	346.662	873.866	1.833.906	4.658.140
60062300	Fabrics; knitted or crocheted fabrics, other than those of headings 6001 to 6005; of cotton; of yarn of different colours	766	8.412	4.470	68.246
60062400	Fabrics; knitted or crocheted fabrics, other than those of headings 6001 to 6005; of cotton; printed	19.962	23.310	230.523	270.687
60063110	Knitted or crocheted fabrics, other than those of headings 6001 to 6005 ; of synthetic fibres; nylon fibre mesh of a kind used as backing material for mosaic tiles; unbleached or bleached	-	41	-	635
60063120	Knitted or crocheted fabrics, other than those of headings 6001 to 6005; of synthetic fibres; elastic (combined with rubber threads); unbleached or bleached	0	20	4	195
60063190	Knitted or crocheted fabrics, other than of headings 6001 to 6005; of synthetic fibres; unbleached or bleached; other than those of HS 60063110 or 60063120	102.580	433.200	551.894	2.240.211
60063210	Knitted or crocheted fabrics, other than those of headings 6001 to 6005; of synthetic fibres; nylon fibre mesh of a kind used as backing material for mosaic tiles; dyed	-	3	-	22

Tabel 3 : Ekspor Indonesia menurut Komoditi ( Kode HS 8 digit )

Maret 2023					
Kode H S	Uraian golongan barang	Berat bersih (Kg)		Nilai F.O.B. ( U S \$ )	
		Bulan ini	Kumulatif	Bulan ini	Kumulatif
(1)	(2)	(3)	(4)	(5)	(6)
60063220	Knitted or crocheted fabrics, other than those of headings 6001 to 6005; of synthetic fibres; elastic (combined with rubber threads); dyed	-	6.152	-	605
60063290	Knitted or crocheted fabrics, other than of headings 6001 to 6005; of synthetic fibres; dyed; other than those of HS 60063210 or 60063220	167.658	381.421	860.737	2.596.073
60063390	Knitted or crocheted fabrics, other than of headings 6001 to 6005; of synthetic fibres; of yarns of different colours; other than those of HS 60063310	71.730	231.847	420.176	1.275.212
60063490	Knitted or crocheted fabrics, other than of headings 6001 to 6005; of synthetic fibres; printed; other than those of HS 60063410	45	7.822	84	24.627
60064190	Knitted or crocheted fabrics, other than those of headings 6001 to 6005; of artificial fibres; other than elastic (combined with rubber threads); unbleached or bleached	16	20	43	55
60064210	Knitted or crocheted fabrics, other than those of headings 6001 to 6005; of artificial fibres; elastic (combined with rubber threads); dyed	-	6	-	29
60064290	Knitted or crocheted fabrics, other than those of headings 6001 to 6005; of artificial fibres; other than elastic (combined with rubber threads); dyed	3.507	3.567	2.878	3.045
60064310	Knitted or crocheted fabrics, other than those of headings 6001 to 6005; of artificial fibres; elastic (combined with rubber threads); of yarn of different colours	-	0	-	2
60064390	Knitted or crocheted fabrics, other than those of headings 6001 to 6005; of artificial fibres; other than elastic (combined with rubber threads); of yarn of different colours	51	54	27	29
60069000	Knitted or crocheted fabrics, other than those of headings 6001 to 6005; other than of wool or animal hair or of cotton or of synthetic fibres or of artificial fibres	68.367	256.156	287.881	1.210.298
61012000	Men's or boys' overcoats, car-coats, capes, cloaks, anoraks (including ski-jackets), wind-cheaters, wind-jackets and similar articles, knitted or crocheted, other than those of heading 6103; of cotton	65.962	219.293	1.256.887	4.126.002
61013000	Men's or boys' overcoats, car-coats, capes, cloaks, anoraks (incl ski-jackets), wind-cheaters, wind-jackets and similar articles, knitted /crocheted, oth than those of heading 6103; of man-made fibres	39.930	201.319	1.068.922	4.765.246
61019000	Men's or boys' overcoats, car-coats, capes, cloaks, anoraks(incl ski-jackets), wind-cheaters, wind-jackets&similar articles, knitted/crocheted,oth than those of heading 6103;of other textile materials	67.888	199.270	2.180.645	6.260.486
61021000	Women's or girls' overcoats, car-coats, capes, cloaks, anoraks(incl ski-jackets), wind-cheaters, wind-jackets&similar articles,knitted/crocheted,oth than those of heading 6104;of wool/fine animal hair	60	70	3.647	3.657
61022000	Women's or girls' overcoats, car-coats, capes, cloaks, anoraks (incl ski-jackets), wind-cheaters, wind-jackets and similar articles, knitted or crocheted, oth than those of heading 6104; of cotton	268.280	612.023	4.536.291	11.398.906
61023000	Women's or girls' overcoats, car-coats, capes, cloaks, anoraks(incl ski-jackets), wind-cheaters, wind-jackets & similar articles, knitted/crocheted,oth than those of heading 6104; of man-made fibres	67.640	244.371	1.606.995	4.865.552
61029000	Women's or girls' overcoats, car-coats, capes, cloaks, anoraks(incl ski-jackets), wind-cheaters, wind-jackets&similar articles,knitted/crocheted,oth than those of heading 6104;of oth textile materials	14.089	55.704	339.777	1.223.007
61031000	Men's or boys' suits, knitted or crocheted	20.354	66.584	361.759	1.386.320
61032200	Men's or boys' ensembles, knitted or crocheted; of cotton	74.512	214.484	1.743.160	5.231.063
61032300	Men's or boys' ensembles, knitted or crocheted; of synthetic fibres	1.154	1.162	40.406	40.575

Tabel 3 : Ekspor Indonesia menurut Komoditi ( Kode HS 8 digit )

Maret 2023

Kode H S	Uraian golongan barang	Berat bersih (Kg)		Nilai F.O.B. ( U S \$ )	
		Bulan ini	Kumulatif	Bulan ini	Kumulatif
(1)	(2)	(3)	(4)	(5)	(6)
61032900	Men's or boys' ensembles, knitted or crocheted; of other textile materials	14.760	42.284	465.689	1.251.489
61033100	Men's or boys' jackets and blazers, knitted or crocheted; of wool or fine animal hair	-	11	-	4.244
61033200	Men's or boys' jackets and blazers, knitted or crocheted; of cotton	1.924	41.098	40.438	679.475
61033300	Men's or boys' jackets and blazers, knitted or crocheted; of cotton	3.395	21.939	133.434	756.864
61033910	Men's or boys' jackets and blazers, knitted or crocheted; of other textile materials; ramie, linen or silk	600	601	22.125	22.154
61033990	Men's or boys' jackets and blazers, knitted or crocheted; of other textile materials; other than of ramie, linen or silk	59.189	109.906	1.575.430	3.276.164
61034100	Men's or boys' trousers, bib and brace overalls, breeches and shorts (other than swimwear), knitted or crocheted; of wool or fine animal hair	470	521	47.815	55.858
61034200	Men's or boys' trousers, bib and brace overalls, breeches and shorts (other than swimwear), knitted or crocheted; of cotton	587.116	2.027.727	10.489.446	34.182.709
61034300	Men's or boys' trousers, bib and brace overalls, breeches and shorts (other than swimwear), knitted or crocheted; of synthetic fibres	273.593	810.158	7.168.300	21.764.405
61034900	Men's or boys' trousers, bib and brace overalls, breeches and shorts (other than swimwear), knitted or crocheted; of other textile materials	125.960	672.812	3.268.592	16.187.939
61041300	Women's or girls' suits, knitted or crocheted; of synthetic fibres	1.966	2.626	61.646	90.373
61041920	Women's or girls' suits, knitted or crocheted; of other textile materials; of cotton	4.057	14.138	24.423	307.002
61041990	Women's or girls' suits, knitted or crocheted; of other textile materials; other than of cotton	70.255	242.444	955.944	3.980.426
61042200	Women's or girls' ensembles, knitted or crocheted; of cotton	6.598	19.147	226.621	707.709
61042300	Women's or girls' ensembles, knitted or crocheted; of synthetic fibres	19.722	25.676	555.920	665.957
61042900	Women's or girls' ensembles, knitted or crocheted; of other textile materials	1.717	2.878	24.670	50.690
61043100	Women's or girls' jackets and blazers, knitted or crocheted; of wool or fine animal hair	12	13	28.808	28.953
61043200	Women's or girls' jackets and blazers, knitted or crocheted; of cotton	5.029	41.037	314.104	1.404.814
61043300	Women's or girls' jackets and blazers, knitted or crocheted; of synthetic fibres	7.609	68.483	269.162	2.410.863
61043900	Women's or girls' jackets and blazers, knitted or crocheted; of other textile materials	15.690	22.653	375.959	617.367
61044200	Women's or girls' dresses, knitted or crocheted; of cotton	281.073	998.663	5.832.760	21.757.309
61044300	Women's or girls' dresses, knitted or crocheted; of synthetic fibres	155.422	600.943	2.469.516	10.034.871
61044400	Women's or girls' dresses, knitted or crocheted; of artificial fibres	57.400	210.250	1.205.825	4.148.637
61044900	Women's or girls' dresses, knitted or crocheted; of other textile materials	501.942	1.454.079	2.250.822	8.423.986
61045100	Women's or girls' skirts and divided skirts, knitted or crocheted; of wool or fine animal hair	4	4	9.772	9.772
61045200	Women's or girls' skirts and divided skirts, knitted or crocheted; of cotton	34.029	143.475	985.029	3.757.087
61045300	Women's or girls' skirts and divided skirts, knitted or crocheted; of synthetic fibres	27.143	71.084	604.282	1.744.355
61045900	Women's or girls' skirts and divided skirts, knitted or crocheted; of other textile materials	18.706	51.611	239.790	703.736
61046100	Women's or girls' trousers, bib and brace overalls, breeches and shorts (other than swimwear), knitted or crocheted; of wool or fine animal hair	1.190	1.461	88.014	96.852



Tabel 3 : Ekspor Indonesia menurut Komoditi ( Kode HS 8 digit )

Maret 2023

Kode H S	Uraian golongan barang	Berat bersih (Kg)		Nilai F.O.B. ( U S \$ )	
		Bulan ini	Kumulatif	Bulan ini	Kumulatif
(1)	(2)	(3)	(4)	(5)	(6)
61046200	Women's or girls' trousers, bib and brace overalls, breeches and shorts (other than swimwear), knitted or crocheted; of cotton	960.066	2.853.525	18.125.340	56.936.790
61046300	Women's or girls' trousers, bib and brace overalls, breeches and shorts (other than swimwear), knitted or crocheted; of synthetic fibres	315.882	1.153.948	7.720.421	26.840.162
61046900	Women's or girls' trousers, bib and brace overalls, breeches and shorts (other than swimwear), knitted or crocheted; of other textile materials	138.997	443.971	4.485.096	14.294.382
61051000	Men's or boys' shirts, knitted or crocheted; of cotton	425.596	967.526	9.661.435	24.260.892
61052010	Men's or boys' shirts, knitted or crocheted; of man-made fibres; of synthetic fibres	70.756	366.438	2.061.190	10.939.869
61052020	Men's or boys' shirts, knitted or crocheted; of man-made fibres; of artificial fibres	118.752	322.426	3.361.831	9.506.307
61059000	Men's or boys' shirts, knitted or crocheted; of other textile materials	50.269	134.252	341.192	1.177.437
61061000	Women's or girls' blouses, shirts and shirt-blouses, knitted or crocheted; of cotton	432.591	989.219	8.913.375	22.399.090
61062000	Women's or girls' blouses, shirts and shirt-blouses, knitted or crocheted; of man-made fibres	247.396	670.792	5.120.087	15.158.533
61069000	Women's or girls' blouses, shirts and shirt-blouses, knitted or crocheted; of other textile materials	22.172	97.131	723.110	2.567.799
61071100	Men's or boys' underpants and briefs, knitted or crocheted; of cotton	52.539	191.783	997.779	3.399.973
61071200	Men's or boys' underpants and briefs, knitted or crocheted; of man-made fibres	70.657	173.727	1.418.662	4.063.343
61071900	Men's or boys' underpants and briefs, knitted or crocheted; of other textile materials	6.930	39.881	161.442	970.457
61072100	Men's or boys' nightshirts and pyjamas, knitted or crocheted; of cotton	19	1.038	894	24.219
61072200	Men's or boys' nightshirts and pyjamas, knitted or crocheted; of man-made fibres	306	3.342	8.211	111.594
61072900	Men's or boys' nightshirts and pyjamas, knitted or crocheted; of other textile materials	7	70	417	2.439
61079100	Men's or boys' bathrobes, dressing gowns and similar articles, knitted or crocheted; of cotton	95.350	232.022	893.676	2.059.337
61079900	Men's or boys' bathrobes, dressing gowns and similar articles, knitted or crocheted; of other textile materials	1.658	4.184	11.169	28.665
61081100	Women's or girls' slips and petticoats, knitted or crocheted; of man-made fibres	-	7.040	-	255.779
61081920	Women's or girls' slips and petticoats, knitted or crocheted; of other textile materials; of wool or fine animal hair	1	1	29	29
61081930	Women's or girls' slips and petticoats, knitted or crocheted; of other textile materials; of cotton	359	443	212.926	248.241
61081940	Women's or girls' slips and petticoats, knitted or crocheted; of other textile materials; of silk	5	29	713	1.645
61081990	Women's or girls' slips and petticoats, knitted or crocheted; of other textile materials; other than of wool or fine animal hair, of cotton and of silk	11.264	25.782	270.431	421.149
61082100	Women's or girls' briefs and panties, knitted or crocheted; of cotton	38.304	123.152	1.209.795	3.691.303
61082200	Women's or girls' briefs and panties, knitted or crocheted; of man-made fibres	127.373	369.191	5.909.196	17.250.390
61082900	Women's or girls' briefs and panties, knitted or crocheted; of other textile materials	110.604	219.936	2.320.536	4.161.825
61083100	Women's or girls' nightdresses and pyjamas, knitted or crocheted; of cotton	56.780	121.661	987.487	2.372.174
61083200	Women's or girls' nightdresses and pyjamas, knitted or crocheted; of man-made fibres	89.043	129.771	2.403.577	3.341.524
61083900	Women's or girls' nightdresses and pyjamas, knitted or crocheted; of other textile materials	38	222	565	5.590

Tabel 3 : Ekspor Indonesia menurut Komoditi ( Kode HS 8 digit )

Maret 2023

Kode H S	Uraian golongan barang	Berat bersih (Kg)		Nilai F.O.B. ( U S \$ )	
		Bulan ini	Kumulatif	Bulan ini	Kumulatif
(1)	(2)	(3)	(4)	(5)	(6)
61089100	Women's or girls' negligees, bathrobes, dressing gowns and similar articles, knitted or crocheted; of cotton	19.881	54.229	558.882	1.361.097
61089200	Women's or girls' negligees, bathrobes, dressing gowns and similar articles, knitted or crocheted; of man-made fibres	18.378	28.510	493.812	1.025.479
61089900	Women's or girls' negligees, bathrobes, dressing gowns and similar articles, knitted or crocheted; of other textile materials	1.122	2.457	35.555	46.149
61091010	T-shirts, singlets and other vests, knitted or crocheted; of cotton; for men or boys	1.388.807	3.848.320	10.982.505	35.682.644
61091020	T-shirts, singlets and other vests, knitted or crocheted; of cotton; for women or girls	287.234	1.051.878	6.875.497	24.342.764
61099010	T-shirts, singlets and other vests, knitted or crocheted; of other textile materials; for men or boys, of ramie, linen or silk	118.998	454.855	2.562.723	8.736.128
61099020	T-shirts, singlets and other vests, knitted or crocheted; of other textile materials; for men or boys, of other textile materials	482.084	1.187.286	11.026.477	31.434.542
61099030	T-shirts, singlets and other vests, knitted or crocheted; of other textile materials; for women or girls	452.373	1.377.358	8.218.194	24.714.103
61101100	Jerseys, pullovers, cardigans, waistcoats and similar articles, knitted or crocheted; of wool	2.478	3.720	199.012	234.428
61101200	Jerseys, pullovers, cardigans, waistcoats and similar articles, knitted or crocheted; of cashmere (cashmere) goats	5	5	7.227	7.227
61101900	Jerseys, pullovers, cardigans, waistcoats and similar articles, knitted or crocheted; other than of wool and of cashmere (cashmere) goats	4.203	101.460	73.989	1.383.917
61102000	Jerseys, pullovers, cardigans, waistcoats and similar articles, knitted or crocheted; of cotton	2.461.022	6.109.512	62.546.469	139.107.541
61103000	Jerseys, pullovers, cardigans, waistcoats and similar articles, knitted or crocheted; of man-made fibres	733.015	1.930.148	20.865.988	49.921.427
61109000	Jerseys, pullovers, cardigans, waistcoats and similar articles, knitted or crocheted; of other textile materials	245.077	657.702	6.641.797	14.533.639
61112000	Babies' garments and clothing accessories, knitted or crocheted; of cotton	188.842	499.042	3.911.707	13.272.356
61113000	Babies' garments and clothing accessories, knitted or crocheted; of synthetic fibres	18.850	96.178	567.992	2.084.493
61119010	Babies' garments and clothing accessories, knitted or crocheted; of other textile materials; of wool or fine animal hair	7.820	17.843	1.406	28.640
61119090	Babies' garments and clothing accessories, knitted or crocheted; of other textile materials; other than of wool or fine animal hair	23.357	71.354	154.651	551.068
61121100	Track suits, knitted or crocheted; of cotton	6.821	16.664	198.619	453.010
61121200	Track suits, knitted or crocheted; of synthetic	59.694	117.229	1.580.553	2.899.545
61121900	Track suits, knitted or crocheted; of other textile materials	4.624	14.536	50.811	166.416
61122000	Ski suits, knitted or crocheted	2.688	2.689	167.322	167.324
61123100	Men's or boys' swimwear, knitted or crocheted; of synthetic fibres	3.039	14.731	84.395	426.447
61123900	Men's or boys' swimwear, knitted or crocheted; of other textile materials	3.359	4.857	116.826	194.024
61124110	Women's or girls' swimwear; mastectomy swimwear (post breast surgery swimwear); of synthetic fibres	81.570	390.902	2.681.234	11.931.831
61124190	Women's or girls' swimwear; other than mastectomy swimwear (post breast surgery swimwear); of synthetic fibres	124.678	358.725	5.804.048	16.426.828
61124910	Women's or girls' swimwear; mastectomy swimwear (post breast surgery swimwear); of other textile materials	-	5	-	359
61124990	Women's or girls' swimwear; other than mastectomy swimwear (post breast surgery swimwear); of other textile materials	306	66.385	10.632	3.501.262
61130010	Divers' suits (wetsuits), made up of knitted or crocheted fabrics of heading 5903, 5906 or 5907	1	84	191	4.356

Tabel 3 : Ekspor Indonesia menurut Komoditi ( Kode HS 8 digit )

Maret 2023

Kode H S	Uraian golongan barang	Berat bersih (Kg)		Nilai F.O.B. ( U S \$ )	
		Bulan ini	Kumulatif	Bulan ini	Kumulatif
(1)	(2)	(3)	(4)	(5)	(6)
61130030	Garments used for protection from fire, made up of knitted or crocheted fabrics of heading 5903, 5906 or 5907	45	45	319	319
61130090	Garments, made up of knitted or crocheted fabrics of heading 5903, 5906 or 5907; other than divers' suits (wetsuits) or garments used for protection from fire or other protective work garments	3.339	6.236	207.753	305.667
61142000	Other garments, knitted or crocheted; of cotton	139.216	717.964	3.527.068	17.182.198
61143020	Garments used for protection from fire, knitted or crocheted; of man made fibres	12.349	58.246	358.178	1.810.619
61143090	Other garments, knitted or crocheted; of man-made fibres; other than used for protection from fire	160.341	438.016	4.408.082	12.237.211
61149090	Other garments, knitted or crocheted; of other textile materials (other than of wool or fine animal hair)	238.679	465.661	2.543.560	5.124.034
61151090	Graduated compression hosiery, knitted or crocheted; other than stockings for varicose veins, of synthetic fibres	63	223	2.276	6.622
61152100	Panty hose and tights, knitted or crocheted of synthetic fibres, measuring per single yarn less than 67 decitex; other than graduated compression hosiery	343	1.079	10.591	54.585
61152200	Panty hose and tights, knitted or crocheted; of synthetic fibres, measuring per single yarn 67 decitex or more; other than graduated compression hosiery	1.199	3.786	57.443	126.739
61152910	Other panty hose and tights, knitted or crocheted; of cotton	723	1.128	21.022	31.199
61152990	Other panty hose and tights, knitted or crocheted; of other textile materials (other than of cotton)	166	2.157	9.898	110.908
61153090	Women's full-length or knee-length hosiery, measuring per single yarn less than 67 decitex, knitted or crocheted, other than of cotton; other than graduated compression hosiery	135	462	461	989
61159400	Footwear without applied soles, knitted or crocheted; of wool or fine animal hair	-	145	-	7
61159500	Footwear without applied soles, knitted or crocheted; of cotton	444.773	1.228.612	5.979.870	16.896.311
61159600	Footwear without applied soles, knitted or crocheted; of synthetic fibres	45.003	128.771	540.861	1.778.857
61159900	Footwear without applied soles, knitted or crocheted; of other textile materials (other than of wool or fine animal hair, cotton and synthetic fibres)	66.094	120.805	1.056.193	1.986.039
61161010	Drivers' gloves, knitted or crocheted; impregnated, coated, covered or laminated with plastics or rubber	3.599	9.625	184.873	496.908
61161090	Gloves, mittens and mitts, knitted or crocheted; impregnated, coated, covered or laminated with plastics or rubber; other than drivers' gloves	66.020	185.661	1.752.321	5.344.896
61169100	Gloves, mittens and mitts, knitted or crocheted; other than impregnated, coated, covered or laminated with plastics or rubber; of wool or fine animal hair	204	1.033	9.588	37.040
61169200	Gloves, mittens and mitts, knitted or crocheted; other than impregnated, coated, covered or laminated with plastics or rubber; of cotton	26.269	73.103	96.424	269.502
61169300	Gloves, mittens and mitts, knitted or crocheted; other than impregnated, coated, covered or laminated with plastics or rubber; of synthetic fibres	269.662	899.569	5.531.064	17.678.826
61169900	Gloves, mittens & mitts, knitted/crocheted; oth than impregnated, coated, covered/laminated with plastics/rubber; of oth textile materials (oth than of wool/fine animal hair, cotton&synthetic fibres)	310.815	744.827	802.298	1.844.515
61171010	Shawls, scarves, mufflers, mantillas, veils and the like, knitted or crocheted; of cotton	1.086	3.020	6.326	17.929
61171090	Shawls, scarves, mufflers, mantillas, veils and the like, knitted or crocheted; of other than cotton	8.449	54.357	52.320	237.070
61178019	Ties, bow ties and cravats, knitted or crocheted; of other than wool or fine animal hair	5.164	5.229	9.922	13.122
61178020	Wrist bands, knee bands or ankle bands, knitted or crocheted	0	1	33	183

Tabel 3 : Ekspor Indonesia menurut Komoditi ( Kode HS 8 digit )

Maret 2023					
Kode H S	Uraian golongan barang	Berat bersih (Kg)		Nilai F.O.B. ( U S \$ )	
		Bulan ini	Kumulatif	Bulan ini	Kumulatif
(1)	(2)	(3)	(4)	(5)	(6)
61178090	Other made up clothing accessories, knitted or crocheted; other than shawls, scarves, mufflers, mantillas, veils and the like, ties, bow ties and cravats, wrist bands, knee bands or ankle bands	17.276	36.123	173.298	412.708
61179000	Knitted or crocheted parts of garments or of clothing accessories	2.663	7.529	26.819	76.688
62012010	Men's or boys' overcoats, raincoats, car-coats, cloaks, capes, ponchos, three-quarter coats, greatcoats, hooded capes & similar articles, other than those of heading 6203; of wool or fine animal hair	26.351	32.057	2.282.219	2.697.437
62012090	Men's or boys' anoraks (including ski-jackets), wind-cheaters, wind-jackets and similar articles, other than those of heading 6203; of wool or fine animal hair	5.829	26.962	219.287	1.053.154
62013010	Men's or boys' overcoats, raincoats, car-coats, cloaks, capes, ponchos, three-quarter coats, greatcoats, hooded capes and similar articles, other than those of heading 6203; of cotton	98.062	242.747	1.757.959	4.461.669
62013090	Men's or boys' anoraks (including ski-jackets), wind-cheaters, wind-jackets and similar articles, other than those of heading 6203; of cotton	242.922	558.390	1.905.265	4.703.576
62014010	Men's or boys' overcoats, raincoats, car-coats, cloaks, capes, ponchos, three-quarter coats, greatcoats, hooded capes and similar articles, other than those of heading 6203; of man-made fibres	145.736	367.715	7.896.422	20.463.756
62014090	Men's or boys' anoraks (including ski-jackets), wind-cheaters, wind-jackets and similar articles, other than those of heading 6203; of man-made fibres	216.097	535.758	11.301.386	26.080.954
62019011	Men's or boys' overcoats, raincoats, car-coats, cloaks, capes, ponchos, three-quarter coats, greatcoats, hooded capes and similar articles, other than those of heading 6203; of silk	276	1.752	1.896	28.273
62019019	Men's or boys' anoraks (including ski-jackets), wind-cheaters, wind-jackets and similar articles, other than those of heading 6203; of silk	2.755	43.591	121.165	1.237.070
62019021	Men's or boys' overcoats, raincoats, car-coats, cloaks, capes, ponchos, three-quarter coats, greatcoats, hooded capes and similar articles, other than those of heading 6203; of ramie	-	12	-	148
62019029	Men's or boys' anoraks (including ski-jackets), wind-cheaters, wind-jackets and similar articles, other than those of heading 6203; of ramie	6.117	13.088	201.968	460.785
62019090	Men's/boys' overcoats,car-coats,capes,cloaks,anoraks(including ski-jackets),wind-cheaters,wind-jackets&similar article, oth than those of heading 6203;of oth textile material (oth than of silk&ramie)	40.600	136.572	1.589.665	5.414.708
62022010	Women's or girls' overcoats, raincoats, car-coats, cloaks, capes, ponchos, three-quarter coats, greatcoats, hooded capes & similar articles, other than those of heading 6204; of wool/fine animal hair	11.394	15.036	1.088.741	1.399.698
62022090	Women's or girls' anoraks (including ski-jackets), wind-cheaters, wind-jackets and similar articles, other than those of heading 6204; of wool or fine animal hair	41.179	61.611	1.091.332	1.779.089
62023010	Women's or girls' overcoats, raincoats, car-coats, cloaks, capes, ponchos, three-quarter coats, greatcoats, hooded capes and similar articles, other than those of heading 6204; of cotton	5	2.146	25	57.891
62023090	Women's or girls' anoraks (including ski-jackets), wind-cheaters, wind-jackets and similar articles, other than those of heading 6204; of cotton	2.670	19.886	52.262	418.175
62024010	Women's or girls' overcoats, raincoats, car-coats, cloaks, capes, ponchos, three-quarter coats, greatcoats, hooded capes and similar articles, other than those of heading 6204; of man-made fibres	30.339	115.472	1.200.436	4.701.270

Tabel 3 : Ekspor Indonesia menurut Komoditi ( Kode HS 8 digit )

Maret 2023

Kode H S	Uraian golongan barang	Berat bersih (Kg)		Nilai F.O.B. ( U S \$ )	
		Bulan ini	Kumulatif	Bulan ini	Kumulatif
(1)	(2)	(3)	(4)	(5)	(6)
62024090	Women's or girls' anoraks (including ski-jackets), wind-cheaters, wind-jackets and similar articles, other than those of heading 6204; of man-made fibres	172.807	390.895	11.388.808	23.388.561
62029010	Women's or girls' overcoats, car-coats, capes, cloaks, anoraks (including ski-jackets), wind-cheaters, wind-jackets and similar articles, other than those of heading 6204; of silk	5	36	2.043	3.642
62029090	Women's/girls' overcoats,car-coats,capes,cloaks,anoraks(incl ski-jackets),wind-cheaters,wind-jackets&similar articles, oth than those of heading 6204;of oth textile materials (oth than of silk&ramie)	34.656	76.514	682.026	2.521.549
62031100	Men's or boys' suits; of wool or fine animal hair	23.852	79.765	982.459	2.602.996
62031200	Men's or boys' suits; of synthetic fibres	120.023	388.229	3.331.969	10.577.157
62031911	Men's or boys' suits; of cotton; printed by traditional batik process	1.770	4.546	25.922	41.076
62031919	Men's or boys' suits; of cotton; other than printed by traditional batik process	4.358	109.447	221.724	2.758.093
62031921	Men's or boys' suits; of silk; printed by traditional batik process	888	3.721	20.901	96.529
62031929	Men's or boys' suits; of silk; other than printed by traditional batik process	-	1	-	0
62031990	Men's or boys' suits; of other textile materials (other than of cotton and silk)	76.700	344.134	1.563.560	8.789.775
62032210	Men's or boys' ensembles; of cotton; printed by traditional batik process	18	51	368	1.344
62032290	Men's or boys' ensembles; of cotton; other than printed by traditional batik process	377	434	10.508	15.739
62032300	Men's or boys' ensembles; of synthetic fibres	2	40	37	904
62032990	Men's or boys' ensembles; of other textile materials (other than of wool or fine animal hair)	1.061	10.137	3.566	93.920
62033100	Men's or boys' jackets and blazers; of wool or fine animal hair	12.806	67.242	852.415	3.991.090
62033210	Men's or boys' jackets and blazers; of cotton; printed by traditional batik process	74	74	5	5
62033290	Men's or boys' jackets and blazers; of cotton; other than printed by traditional batik process	14.091	54.342	613.267	1.968.421
62033300	Men's or boys' jackets and blazers; of synthetic fibres	197.935	582.665	3.006.199	10.224.248
62033900	Men's or boys' jackets and blazers; of other textile materials (other than of wool or fine animal hair, cotto and synthetic fibres)	91.143	444.714	4.146.883	17.553.666
62034100	Men's or boys' trousers, bib and brace overalls, breeches and shorts (other than swimwear); of wool or fine animal hair	12.003	38.804	701.385	2.213.714
62034210	Men's or boys' bib and brace overalls; of cotton	36	77	7.102	11.628
62034290	Men's or boys' trousers, breeches and shorts (other than swimwear); of cotton	1.174.728	2.925.862	24.578.606	67.256.132
62034300	Men's or boys' trousers, bib and brace overalls, breeches and shorts (other than swimwear); of synthetic fibres	1.004.047	2.601.537	26.957.629	76.209.440
62034910	Men's or boys' trousers, bib and brace overalls, breeches and shorts (other than swimwear); of silk	40	336	2.210	17.630
62034990	Men's or boys' trousers, bib and brace overalls, breeches and shorts (other than swimwear); of other textile materials (other than of silk)	688.916	2.238.188	5.551.398	21.648.257
62041210	Women's or girls' suits; of cotton; printed by traditional batik process	167	2.370	4.403	39.190
62041290	Women's or girls' suits; of cotton; other than printed by traditional batik process	98.821	246.832	2.514.483	5.789.481
62041300	Women's or girls' suits; of synthetic fibres	16.891	110.583	468.300	2.826.886
62041911	Women's or girls' suits; of silk; printed by traditional batik process	3	5	30	59
62041919	Women's or girls' suits; of silk; other than printed by traditional batik process	3.473	14.735	73.339	488.296

Tabel 3 : Ekspor Indonesia menurut Komoditi ( Kode HS 8 digit )

Maret 2023

Kode H S	Uraian golongan barang	Berat bersih (Kg)		Nilai F.O.B. ( U S \$ )	
		Bulan ini	Kumulatif	Bulan ini	Kumulatif
(1)	(2)	(3)	(4)	(5)	(6)
62041990	Women's or girls' suits; of other textile materials (other than of silk)	51.040	251.632	1.588.159	6.927.950
62042290	Women's or girls' ensembles; of cotton; other than printed by traditional batik process	99	532	3.862	10.562
62042300	Women's or girls' ensembles; of synthetic fibres	21	84	1.351	9.347
62042910	Women's or girls' ensembles; of silk	-	2	-	359
62042990	Women's or girls' ensembles; of other textile materials (other than of silk)	5.627	13.253	237.079	532.410
62043100	Women's or girls' jackets and blazers; of wool or fine animal hair	2.240	10.625	141.069	549.468
62043210	Women's or girls' jackets and blazers; of cotton; printed by traditional batik process	11	31	39	98
62043290	Women's or girls' jackets and blazers; of cotton; other than printed by traditional batik process	6.463	63.081	295.974	2.503.339
62043300	Women's or girls' jackets and blazers; of synthetic fibres	67.152	254.350	2.581.357	8.305.784
62043919	Women's or girls' jackets and blazers; of silk; other than printed by traditional batik process	45	2.218	3.461	67.569
62043990	Women's or girls' jackets and blazers; of other textile materials (other than of silk)	14.542	37.475	592.433	1.072.009
62044100	Women's or girls' dresses; of wool or fine animal hair	105	344	3.903	19.272
62044210	Women's or girls' dresses; of cotton; printed by traditional batik process	1.638	2.080	66.951	85.949
62044290	Women's or girls' dresses; of cotton; other than printed by traditional batik process	308.836	969.531	7.426.388	23.666.355
62044300	Women's or girls' dresses; of synthetic fibres	459.702	1.461.523	15.463.489	50.355.007
62044400	Women's or girls' dresses; of artificial fibres	253.667	894.204	7.672.460	25.520.466
62044910	Women's or girls' dresses; of other textile materials (other than of wool or fine animal hair, cotton, synthetic fibres and artificial fibres); printed by traditional batik process	607	2.639	52.198	157.008
62044990	Women's or girls' dresses; of other textile materials (other than of wool or fine animal hair, cotton, synthetic fibres and artificial fibres); other than printed by traditional batik process	229.157	662.784	5.268.195	15.847.512
62045100	Women's or girls' skirts and divided skirts; of wool or fine animal hair	199	1.608	15.625	85.677
62045210	Women's or girls' skirts and divided skirts; of cotton; printed by traditional batik process	339	1.079	12.826	37.584
62045290	Women's or girls' skirts and divided skirts; of cotton; other than printed by traditional batik process	33.768	86.821	834.829	2.502.868
62045300	Women's or girls' skirts and divided skirts; of synthetic fibres	82.651	259.726	3.050.563	9.638.160
62045910	Women's or girls' skirts and divided skirts; of other textile material (other than of wool or fine animal hair, cotton and synthetic fibres); printed by traditional batik process	10.032	10.885	351.754	395.598
62045990	Women's or girls' skirts and divided skirts; of other textile material (other than of wool or fine animal hair, cotton and synthetic fibres); other than printed by traditional batik process	59.130	189.081	1.802.773	5.403.731
62046100	Women's or girls' trousers, bib and brace overalls, breeches and shorts (other than swimwear); of wool or fine animal hair	880	3.586	56.143	219.613
62046200	Women's or girls' trousers, bib and brace overalls, breeches and shorts (other than swimwear); of cotton	868.691	2.445.141	20.085.181	60.897.284
62046300	Women's or girls' trousers, bib and brace overalls, breeches and shorts (other than swimwear); of synthetic fibres	389.569	1.393.543	13.705.085	44.253.665
62046900	Women's or girls' trousers, bib and brace overalls, breeches and shorts (other than swimwear); of other textile materials (other than of wool or fine animal hair, cotton and synthetic fibres)	799.408	1.756.555	14.283.712	37.492.058
62052010	Men's or boys' shirts; of cotton; printed by traditional batik process	927	3.308	27.637	163.915
62052020	Men's or boys' shirts; of cotton; barong tagalog	42	72	598	905

Tabel 3 : Ekspor Indonesia menurut Komoditi ( Kode HS 8 digit )

Maret 2023

Kode H S	Uraian golongan barang	Berat bersih (Kg)		Nilai F.O.B. ( U S \$ )	
		Bulan ini	Kumulatif	Bulan ini	Kumulatif
(1)	(2)	(3)	(4)	(5)	(6)
62052090	Men's or boys' shirts; of cotton; other than printed by traditional batik process or barong tagalog	669.071	1.950.051	19.526.601	59.771.953
62053010	Men's or boys' shirts; of man-made fibres; barong tagalog	2.883	43.458	46.720	379.606
62053090	Men's or boys' shirts; of man-made fibres; other than barong tagalog	464.255	1.274.688	12.915.631	34.882.756
62059010	Men's or boys' shirts; of wool or fine animal hair	1.429	5.876	33.516	278.354
62059091	Men's or boys' shirts; of other textile materials (other than of wool or fine animal hair); printed by traditional batik process	46.087	71.061	1.535.316	2.380.835
62059099	Men's or boys' shirts; of other textile materials (other than of wool or fine animal hair); other than printed by traditional batik process or barong tagalog	91.648	348.012	1.483.291	8.491.673
62061010	Women's or girls' blouses, shirts and shirt-blouses; of silk or silk waste; printed by traditional batik process	12	12	163	163
62061090	Women's or girls' blouses, shirts and shirt-blouses; of silk or silk waste; other than printed by traditional batik process	34.153	64.099	1.202.186	2.354.718
62062000	Women's or girls' blouses, shirts and shirt-blouses; of wool or fine animal hair	6	6	342	342
62063010	Women's or girls' blouses, shirts and shirt-blouses; of cotton; printed by traditional batik process	4.293	11.469	247.014	473.023
62063090	Women's or girls' blouses, shirts and shirt-blouses; of cotton; other than printed by traditional batik process	207.632	631.469	7.096.445	22.763.219
62064000	Women's or girls' blouses, shirts and shirt-blouses; of man-made fibres	767.485	2.671.207	22.308.982	80.087.564
62069000	Women's or girls' blouses, shirts and shirt-blouses; of other textile materials (other than of silk or silk waste, wool or fine animal hair, cotton and man-made fibres)	94.941	409.494	3.692.387	15.887.509
62071100	Men's or boys' underpants and briefs; of cotton	46.237	146.999	906.669	3.018.151
62071900	Men's or boys' underpants and briefs; of other textile materials (other than of cotton)	317	5.285	16.750	142.329
62072190	Men's or boys' nightshirts and pyjamas; of cotton; other than printed by traditional batik process	28	3.416	566	55.429
62072200	Men's or boys' nightshirts and pyjamas; of man-made fibres	78	1.675	647	23.938
62072910	Men's or boys' nightshirts and pyjamas; of silk	2	2	40	189
62072990	Men's or boys' nightshirts and pyjamas; of other textile materials (other than of silk, cotton and man-made fibres)	58	6.423	3.360	14.294
62079100	Men's or boys' singlets and other vests, bathrobes, dressing gowns and similar articles; of cotton	12.923	24.801	630.209	924.558
62079910	Men's or boys' singlets and other vests, bathrobes, dressing gowns and similar articles; of man-made fibres	3.577	66.549	163.556	1.443.686
62079990	Men's or boys' singlets and other vests, bathrobes, dressing gowns and similar articles; of other textile materials (other than of cotton and man-made fibres)	51.148	92.009	416.354	753.789
62081100	Women's or girls' slips and petticoats; of man-made fibres	161.117	334.673	4.381.348	8.819.849
62081900	Women's or girls' slips and petticoats; of other textile materials (other than of man-made fibres)	50.521	121.358	337.331	1.848.311
62082110	Women's or girls' nightdresses and pyjamas; of cotton; printed by traditional batik process	-	10	-	158
62082190	Women's or girls' nightdresses and pyjamas; of cotton; other than printed by traditional batik process	36.132	65.776	1.124.845	1.995.847
62082200	Women's or girls' nightdresses and pyjamas; of man-made fibres	108.450	192.059	5.666.589	9.623.314
62082990	Women's or girls' nightdresses and pyjamas; of other textile materials (other than of cotton and man-made fibres); other than printed by traditional batik process	40.152	97.018	751.148	1.701.419
62089110	Women's or girls' singlets and other vests, briefs, panties, negligees, bathrobes, dressing gowns and similar articles; of cotton; printed by traditional batik process	93	997	989	22.525
62089190	Women's or girls' singlets and other vests, briefs, panties, negligees, bathrobes, dressing gowns and similar articles; of cotton; other than printed by traditional batik process	3.726	7.490	168.919	332.924

Tabel 3 : Ekspor Indonesia menurut Komoditi ( Kode HS 8 digit )

Maret 2023

Kode H S	Uraian golongan barang	Berat bersih (Kg)		Nilai F.O.B. ( U S \$ )	
		Bulan ini	Kumulatif	Bulan ini	Kumulatif
(1)	(2)	(3)	(4)	(5)	(6)
62089210	Women's or girls' singlets and other vests, briefs, panties, negligees, bathrobes, dressing gowns and similar articles; of man-made fibres; printed by traditional batik process	83	247	2.075	7.607
62089290	Women's or girls' singlets and other vests, briefs, panties, negligees, bathrobes, dressing gowns and similar articles; of man-made fibres; other than printed by traditional batik process	17.730	60.676	485.030	1.619.430
62089910	Women's or girls' singlets and other vests, briefs, panties, negligees, bathrobes, dressing gowns and similar articles; of wool or fine animal hair	1.107	1.107	42.791	42.791
62089990	Women's/girls' singlets and other vests, briefs, panties, negligees, bathrobes, dressing gowns & similar articles; of oth textile materials (oth than of cotton, man-made fibres, wool/fine animal hair)	657	48.771	13.285	1.114.774
62092030	Babies' t-shirts, shirts, pyjamas and similar articles; of cotton	109.134	430.268	969.019	4.301.364
62092040	Babies' suits, pants and similar articles; of cotton	53.992	206.377	191.002	1.304.780
62092090	Babies' garments and clothing accessories (other than t-shirts, shirts, pyjamas, suits, pants and similar articles); of cotton	26.789	100.614	750.145	3.215.884
62093010	Babies' suits, pants and similar articles; of synthetic fibres	11.544	24.677	316.244	610.270
62093030	Babies' t-shirts, shirts, pyjamas and similar articles; of synthetic fibres	7.014	38.588	140.989	375.690
62093040	Babies' clothing accessories; of synthetic fibres	611	2.336	5.764	48.983
62093090	Babies' garments (other than t-shirts, shirts, pyjamas, suits, pants and similar articles); of synthetic fibres	131	1.989	121	50.783
62099000	Babies' garments and clothing accessories; of other textile materials (other than of cotton and synthetic fibres)	5.252	29.577	108.106	1.004.209
62101019	Protective work garments; other than used for protection from chemical substances, radiation or fire; made up of fabrics of heading 5602, 5603	46.000	115.478	196.835	495.383
62101090	Garments, other than protective work garments; made up of fabrics of heading 5602 or 5603	151.565	389.390	1.017.035	2.882.430
62102020	Garments used for protection from fire; of the type described in heading 6201	-	5	-	63
62102030	Garments used for protection from chemical substances or radiation; of the type described in heading 6201	10	14	318	408
62102040	Other protective work garments; other than used for protection from fire, chemical substances or radiation; of the type described in heading 6201	21	1.574	447	124.532
62102090	Garments; other than used for protection from fire, chemical substances, radiation or for protective work; of the type described in heading 6201	22.851	41.440	1.047.005	1.761.932
62103040	Other protective work garments, other than used for protection from fire or chemical substances or radiation; of the type described in heading 6202	48	74	897	2.047
62103090	Garments; other than used for protection from fire, chemical substances, radiation or for protective work; of the type described in heading 6202	4.371	19.373	219.445	552.893
62104010	Men's or boys' garments; used for protection from fire	1.685	13.352	93.913	513.407
62104020	Men's or boys' garments; used for protection from chemical substances or radiation	12	62	60	777
62104090	Men's or boys' garments, other than used for protection from fire or chemical substances or radiation	39.058	88.357	1.324.322	3.734.426
62105010	Women's or girls' garments; used for protection from fire	67.500	266.673	662.359	2.369.971
62105090	Women's or girls' garments, other than used for protection from fire or chemical substances or radiation	329.993	1.073.857	5.526.189	17.339.506
62111100	Men's or boys' swimwear	54.022	175.078	1.659.938	5.392.171
62111200	Women's or girls' swimwear	26.936	78.357	1.804.856	5.009.644
62112000	Ski suits	102	105	5.130	5.586
62113210	Men's or boys' garments for fencing or wrestling, of cotton	1.400	1.475	4.343	5.560
62113220	Men's or boys' pilgrimage robes (Ehram), of cotton	-	26.277	-	200.152



Tabel 3 : Ekspor Indonesia menurut Komoditi ( Kode HS 8 digit )

Maret 2023

Kode H S	Uraian golongan barang	Berat bersih (Kg)		Nilai F.O.B. ( U S \$ )	
		Bulan ini	Kumulatif	Bulan ini	Kumulatif
(1)	(2)	(3)	(4)	(5)	(6)
62113290	Men's or boys' garments of cotton, other than for fencing or wrestling or pilgrimage robes (ehram)	113.465	228.558	1.112.416	2.767.079
62113310	Men's or boys' garments for fencing or wrestling, of man-made fibres	58.057	175.725	1.244.485	4.840.045
62113320	Men's or boys' garments used for protection from fire, of man-made fibres	77	2.267	10.588	35.373
62113330	Men's or boys' garments used for protection from chemical substances or radiation; of man-made fibres	19	19	1.748	1.750
62113340	Men's or boys' pilgrimage robes (Ihram); of man-made fibres	3.671	5.627	30.934	48.708
62113390	Men's or boys' garments; other than for fencing or wrestling or used for protection from fire or chemical substances or radiation or pilgrimage robes (Ihram); of man-made fibres	224.850	794.890	3.153.287	11.541.593
62113910	Men's or boys' garments for fencing or wrestling; of other textile materials (other than of cotton and man-made fibres)	324	1.041	7.774	23.348
62113930	Men's or boys' garments used for protection from chemical substances or radiation; of other textile materials (other than of cotton and man-made fibres)	-	0	-	239
62113990	Men's or boys' garment, oth than pilgrimage robes (Ihram)/for fencing/wrestling/used for protection from fire/chemical substances/radiation; of oth textile material (oth than of cotton&man-made fibres)	21.328	78.855	175.980	565.275
62114210	Women's or girls' garments for fencing or wrestling; of cotton	376	6.276	25.488	180.462
62114220	Women's or girls' prayer cloaks; of cotton	19.038	31.899	614.834	1.606.087
62114230	Women's or girls' sarong of tubular type; of cotton	73.924	225.320	547.388	2.067.107
62114290	Women's or girls' garments, other than for fencing or wrestling or prayer cloaks or sarong of tubular type; of cotton	77.226	209.439	1.456.745	4.489.325
62114310	Women's or girls' surgical gowns; of man-made fibres	170.211	476.034	2.040.847	5.864.929
62114320	Women's or girls' prayer cloaks; of man-made fibres	17.724	32.610	51.750	134.522
62114330	Women's or girls' anti-explosive protective suits; of man-made fibres	-	17	-	359
62114350	Women's or girls' garments used for protection from chemical substances, radiation or fire; of man-made fibres	-	0	-	2
62114370	Women's or girls' sarong of tubular type; of man-made fibres	53.689	166.534	473.000	1.496.331
62114390	Women's or girls' garments; of man-made fibres; other than those of HS 62114310 - 62114370	209.687	666.554	4.858.387	16.851.293
62114910	Women's or girls' garments for fencing or wrestling; of other textile materials (other than of cotton and man-made fibres)	1.321	1.804	3.398	7.899
62114939	Women's or girls' prayer cloaks; of other than wool or fine animal hair	30	360	396	9.075
62114950	Women's or girls' sarong of tubular type; of other textile materials (other than of cotton and man-made fibres)	105.014	412.660	695.588	4.465.006
62114990	Women's or girls' garments; of other textile materials, other than those of HS 62114910 - 62114960	196.407	519.559	2.001.357	5.245.138
62121011	Mastectomy bra (post breast surgery bra) of cotton, whether or not knitted or crocheted	321	685	16.533	35.717
62121019	Brassieres of cotton, whether or not knitted or crocheted; other than mastectomy bra (post breast surgery bra)	195.683	671.172	8.691.432	29.256.516
62121091	Mastectomy bra (post breast surgery bra) of other textile materials (other than of cotton), whether or not knitted or crocheted	131.461	340.841	6.273.745	16.259.675
62121099	Brassieres of other textile materials (other than of cotton), whether or not knitted or crocheted; other than mastectomy bra (post breast surgery bra)	424.872	1.196.635	20.798.846	56.529.198
62122010	Girdles and panty-girdles, whether or not knitted or crocheted, of cotton	-	37	-	1.256
62122090	Girdles and panty-girdles, whether or not knitted or crocheted, of other textile materials (other than of cotton)	10.167	29.508	387.837	1.029.854
62123010	Corselettes, whether or not knitted or crocheted, of cotton	-	1.015	-	7.175
62123090	Corselettes, whether or not knitted or crocheted, of other textile materials (other than of cotton)	21.353	56.062	373.452	902.394
62129019	Braces, suspenders, garters and similar articles and parts thereof, whether or not knitted or crocheted, of cotton	334	6.852	8.627	390.991

Tabel 3 : Ekspor Indonesia menurut Komoditi ( Kode HS 8 digit )

Maret 2023

Kode H S	Uraian golongan barang	Berat bersih (Kg)		Nilai F.O.B. ( U S \$ )	
		Bulan ini	Kumulatif	Bulan ini	Kumulatif
(1)	(2)	(3)	(4)	(5)	(6)
62129091	Compression garments of a kind used for the treatment of scar tissue and skin grafts, whether or not knitted or crocheted, of other textile materials (other than of cotton)	-	2.831	-	99.170
62129092	Athletic supporters, whether or not knitted or crocheted, of other textile materials (other than of cotton)	0	0	10	10
62129099	Braces, suspenders, garters and similar articles and parts thereof, whether or not knitted or crocheted, of other textile materials (other than of cotton)	52.821	72.965	1.870.884	2.542.299
62132090	Handkerchiefs of cotton, other than printed by the traditional batik process	15	38	193	1.327
62141010	Shawls, scarves, mufflers, mantillas, veils and the like; of silk or silk waste; printed by the traditional batik process	51	177	468	2.093
62141090	Shawls, scarves, mufflers, mantillas, veils and the like; of silk or silk waste; other than printed by the traditional batik process	5.108	10.175	31.283	78.372
62142000	Shawls, scarves, mufflers, mantillas, veils and the like; of wool or fine animal hair	27	30	5.135	7.837
62143010	Shawls, scarves, mufflers, mantillas, veils and the like; of synthetic fibres; printed by the traditional batik process	-	7.703	-	26.455
62143090	Shawls, scarves, mufflers, mantillas, veils and the like; of synthetic fibres; other than printed by the traditional batik process	4.327	10.221	14.336	38.099
62144010	Shawls, scarves, mufflers, mantillas, veils and the like; of artificial fibres; printed by the traditional batik process	163	195	294	395
62144090	Shawls, scarves, mufflers, mantillas, veils and the like; of artificial fibres; other than printed by the traditional batik process	2.408	5.753	10.250	32.334
62149090	Shawls, scarves, mufflers, mantillas, veils and the like; of other textile material (other than silk/silk waste, wool/fine animal hair, synthetic/artificial fibres); other than printed by the traditional batik process	6.763	24.989	65.193	190.158
62151090	Ties, bow ties and cravat; of silk or silk waste; other than printed by the traditional batik process	5	114	276	708
62152010	Ties, bow ties and cravat; of man-made fibres; printed by the traditional batik process	0	0	65	65
62152090	Ties, bow ties and cravat; of man-made fibres; other than printed by the traditional batik process	1.365	1.365	2.962	2.962
62159090	Ties, bow ties and cravat; of other textile materials (other than of silk or silk waste and man-made fibres); other than printed by the traditional batik process	79	202	3.059	3.396
62160010	Protective work gloves, mittens and mitts	77.158	235.642	3.518.452	9.795.731
62160091	Gloves, mittens and mitts of wool or fine animal hair	69	175	1.249	3.076
62160092	Gloves, mittens and mitts of cotton	69	502	1.583	6.847
62160099	Gloves, mittens and mitts, of other textile materials (other than of wool or fine animal hair and cotton)	15.995	55.957	723.890	3.186.211
62171010	Judo belts	100	241	689	2.557
62171090	Other made up clothing accessories, other than those of heading 6212; other than judo belts	57.543	116.749	724.054	1.620.293
62179000	Parts of garments or of clothing accessories, other than those of heading 6212	1.171	3.856	27.848	54.121
63011000	Electric blankets	4.299	5.718	45.611	77.051
63012000	Blankets (other than electric blankets) and travelling rugs, of wool or of fine animal hair	12.815	35.871	336.713	1.008.207
63013010	Blankets (other than electric Blankets) and travelling rugs, of cotton; printed by traditional batik process	31	48	461	592
63013090	Blankets (other than electric Blankets) and travelling rugs, of cotton; other than printed by traditional batik process	1.575	3.990	14.863	46.092
63014010	Blankets (other than electric blankets) and travelling rugs, of synthetic fibres; of nonwoven fabrics	251	1.710	3.413	27.368
63014090	Blankets (other than electric blankets) and travelling rugs, of synthetic fibres; of other than nonwoven fabrics	40.804	58.481	264.524	453.008
63019010	Other blankets and travelling rugs; of nonwoven fabrics	334	450	4.847	5.234

Tabel 3 : Ekspor Indonesia menurut Komoditi ( Kode HS 8 digit )

Maret 2023

Kode H S	Uraian golongan barang	Berat bersih (Kg)		Nilai F.O.B. ( U S \$ )	
		Bulan ini	Kumulatif	Bulan ini	Kumulatif
(1)	(2)	(3)	(4)	(5)	(6)
63019090	Other blankets and travelling rugs; of other than nonwoven fabrics	1.122	12.467	9.723	243.642
63021000	Bed linen, knitted or crocheted	48.490	108.982	384.881	972.878
63022100	Bed linen of cotton, printed	7.062	9.514	47.312	71.870
63022210	Bed linen of nonwoven fabrics, printed	92	414	1.088	4.492
63022290	Bed linen of man-made fibres (other than of nonwoven fabrics), printed	821	2.328	15.178	40.648
63022900	Bed linen of other textile materials (other than of cotton and man-made fibres), printed	1.903	3.272	21.473	39.300
63023100	Bed linen of cotton, not knitted/crocheted or printed	2.045	3.279	40.569	55.705
63023210	Bed linen of nonwoven fabrics, not knitted/crocheted or printed	-	14.897	-	130.081
63023290	Bed linen of man-made fibres (other than of nonwoven fabrics), not knitted/crocheted or printed	3.019	3.628	11.378	24.378
63023900	Bed linen of other textile materials (other than of cotton and man-made fibres), not knitted/crocheted or printed	221	828	399	4.674
63024000	Table linen, knitted or crocheted	30	76	40	105
63025110	Table linen of cotton, printed by traditional batik process; not knitted or crocheted	36	36	3.120	3.120
63025190	Table linen of cotton, other than printed by traditional batik process; not knitted or crocheted	663	1.171	8.563	13.793
63025300	Table linen of man-made fibres; not knitted or crocheted	2.716	10.427	26.674	100.844
63025990	Table linen of other textile materials (other than of flax); not knitted or crocheted	5.673	22.247	34.192	236.563
63026000	Toilet linen and kitchen linen, of terry towelling or similar terry fabrics, of cotton	30.569	41.553	290.993	388.342
63029100	Toilet linen and kitchen linen, other than of terry towelling or similar terry fabrics, of cotton	81.665	152.364	542.490	1.077.650
63029300	Toilet linen and kitchen linen, other than of terry towelling or similar terry fabrics, of man-made fibres	10	255	204	6.548
63029990	Toilet linen and kitchen linen, other than of terry towelling or similar terry fabrics, of other textile materials (other than of flax)	310	1.129	342	7.050
63031200	Curtains (including drapes) and interior blinds; curtain or bed valances; knitted or crocheted; of synthetic fibres	20.284	43.941	220.566	509.757
63031910	Curtains (including drapes) and interior blinds; curtain or bed valances; knitted or crocheted; of cotton	1.013	1.823	6.875	11.913
63031990	Curtains (including drapes) and interior blinds; curtain or bed valances; knitted or crocheted; of other textile materials (other than of synthetic fibres and cotton)	1.463	7.403	78.261	276.379
63039100	Curtains (including drapes) and interior blinds; curtain or bed valances; not knitted or crocheted; of cotton	948	2.017	7.603	16.530
63039200	Curtains (including drapes) and interior blinds; curtain or bed valances; not knitted or crocheted; of synthetic fibres	36.497	99.476	358.020	982.199
63039900	Curtains (including drapes) and interior blinds; curtain or bed valances; not knitted or crocheted; of other textile materials (other than of cotton and synthetic fibres)	82.359	243.381	1.230.661	3.572.990
63041100	Bedspreads, excluding those of heading 9404; knitted or crocheted	1.315	1.734	10.994	14.563
63041910	Bedspreads, excluding those of heading 9404; not knitted or crocheted; of cotton	542	3.987	3.036	57.199
63041920	Bedspreads, excluding those of heading 9404; not knitted or crocheted; of other than cotton, nonwoven	2.259	2.259	3.404	3.404
63041990	Bedspreads, excluding those of heading 9404; not knitted or crocheted; of other than cotton, other than nonwoven	3.330	8.912	20.898	41.127
63042000	Bed nets specified in Subheading Note 1 to this Chapter	68	125	240	478
63049110	Mosquito nets; knitted or crocheted	4.149	6.118	30.517	36.797
63049190	Other furnishing articles, other than mosquito nets, excluding those of heading 9404; knitted or crocheted	375	1.685	3.358	17.925
63049200	Other furnishing articles, excluding those of heading 9404; not knitted or crocheted, of cotton	1.820	5.072	26.285	61.891

Tabel 3 : Ekspor Indonesia menurut Komoditi ( Kode HS 8 digit )

Maret 2023

Kode H S	Uraian golongan barang	Berat bersih (Kg)		Nilai F.O.B. ( U S \$ )	
		Bulan ini	Kumulatif	Bulan ini	Kumulatif
		(3)	(4)	(5)	(6)
63049300	Other furnishing articles, excluding those of heading 9404; not knitted or crocheted, of synthetic fibres	879	1.885	22.170	50.542
63049900	Other furnishing articles, excluding those of heading 9404; not knitted or crocheted, of other textile materials (other than of cotton and synthetic fibres)	110.432	297.996	719.384	2.197.691
63051011	New sacks and bags of jute, of a kind used for the packing of goods	-	3.726	-	7.391
63051019	New sacks and bags of other textile bast fibres of heading 5303, of a kind used for the packing of goods	882	5.857	3.701	93.479
63051029	Used sacks and bags of other textile bast fibres of heading 5303, of a kind used for the packing of goods	-	48	-	640
63052000	Sacks and bags, of a kind used for the packing of goods; of cotton	12.862	26.766	93.016	229.581
63053210	Sacks and bags, of a kind used for the packing of goods; flexible intermediate bulk containers; nonwoven	228	324	6.270	9.630
63053220	Sacks and bags, of a kind used for the packing of goods; flexible intermediate bulk containers; knitted or crocheted	30.491	69.908	96.258	215.019
63053290	Sacks and bags, of a kind used for the packing of goods; flexible intermediate bulk containers; other than nonwoven, other than knitted or crocheted	1.003.701	2.615.370	3.615.487	9.521.475
63053310	Sacks and bags, of a kind used for the packing of goods; of polyethylene or polypropylene strip or the like; knitted or crocheted	137.870	363.364	305.044	750.126
63053320	Sacks and bags, of a kind used for the packing of goods; of polyethylene or polypropylene strip or the like; of woven fabrics of strip or the like	4.846	37.145	14.411	78.785
63053390	Sacks and bags, of a kind used for the packing of goods; of polyethylene or polypropylene strip or the like; other than of woven fabrics of strip or the like, other than knitted or crocheted	868.354	1.988.117	1.877.857	4.477.744
63053910	Sacks and bags, of a kind used for the packing of goods; of other man-made textile materials; nonwoven	23.972	23.972	68.108	68.108
63053990	Sacks and bags, of a kind used for the packing of goods; of other man-made textile materials; other than nonwoven, other than knitted or crocheted	101.831	285.929	107.032	334.568
63059010	Sacks and bags, of a kind used for the packing of goods; of hemp of heading 5305	-	11	-	440
63059090	Sacks and bags, of a kind used for the packing of goods; of other textile materials (other than of hemp or coconut (coir) of heading 5305)	112	2.266	5.036	25.677
63061200	Tarpaulins, awnings and sunblinds; of synthetic fibres	3.702	82.046	44.522	175.552
63061990	Tarpaulins, awnings and sunblinds; of other textile materials (other than of vegetable textile fibres of heading 5305 and cotton)	5.664	116.915	26.766	296.472
63062200	Tents (including temporary canopies and similar articles); of synthetic fibres	29	1.210	617	27.596
63062910	Tents (including temporary canopies and similar articles); of other textile materials; of cotton	40	65	260	278
63062990	Tents (including temporary canopies and similar articles); of other textile materials; other than of cotton	2.262	115.362	56.239	1.352.143
63063000	Sails for boats	-	170	-	1.412
63064010	Pneumatic mattresses; of cotton	8	48	52	76
63064090	Pneumatic mattresses; of other than cotton	8	168	65	775
63069091	Camping goods; other than of nonwoven; of cotton	268	325	3.004	4.493
63069099	Camping goods; other than of nonwoven; of other than cotton	661	34.782	21.290	982.604
63071010	Floor-cloths, dish-cloths, dusters and similar cleaning cloths; of nonwoven other than felt	1.173	1.188	8.161	9.964
63071020	Floor-cloths, dish-cloths, dusters and similar cleaning cloths; of felt	5	6	80	280
63071090	Floor-cloths, dish-cloths, dusters and similar cleaning cloths; of woven other than felt	57.096	171.355	366.025	1.032.842

Tabel 3 : Ekspor Indonesia menurut Komoditi ( Kode HS 8 digit )

Maret 2023

Kode H S	Uraian golongan barang	Berat bersih (Kg)		Nilai F.O.B. ( U S \$ )	
		Bulan ini	Kumulatif	Bulan ini	Kumulatif
(1)	(2)	(3)	(4)	(5)	(6)
63072000	Life-jackets and life-belts	32	3.224	2.312	101.582
63079030	Umbrella covers in pre-cut triangular form	769	769	260	260
63079040	Surgical masks	95	146	934	1.469
63079061	Safety harnesses; suitable for industrial use	-	75	-	2.475
63079069	Safety harnesses; not suitable for industrial use	56.877	115.351	469.972	1.104.514
63079070	Fans and handscreens	1.564	3.967	12.242	75.660
63079080	Laces for shoes, boots, corsets and the like	3.077	4.701	43.604	72.225
63079090	Other made up articles, including dress patterns; other than umbrella covers in pre-cut triangular form, surgical masks, safety harnesses, fans&handscreens, laces for shoes, boots, corsets&the like	30.441	90.930	369.687	926.039
63080000	Sets consisting of woven fabric&yarn, whether/not with accessories for making up into rugs, tapestries, embroidered table cloths/serviettes/similar textile articles, put up in packings for retail sale	3.343	5.402	12.625	19.472
63090000	Worn clothing and other worn articles	3.148	6.834	15.583	69.271
63101010	Used or new rags, of textile materials; sorted	189.854	619.839	27.010	176.749
63101090	Scrap twine, cordage, rope and cables and worn out articles of twine, cordage, rope or cables, of textile materials; sorted	206.846	568.599	198.625	549.933
63109090	Scrap twine, cordage, rope and cables and worn out articles of twine, cordage, rope or cables, of textile materials; unsorted	1.067	1.353	1.789	1.957
64011000	Waterproof footwear with outer soles and uppers of rubber or of plastics; incorporating a protective metal toe-cap	1.827	2.970	28.042	62.701
64019210	Waterproof footwear with outer soles and uppers of rubber or of plastics; covering the ankle but not covering the knee; incorporating a protective non-metal toe-cap	-	12	-	706
64019290	Waterproof footwear with outer soles and uppers of rubber or of plastics; covering the ankle but not covering the knee; other than incorporating a protective non-metal toe-cap	2.842	12.011	15.117	50.662
64019990	Waterproof footwear with outer soles and uppers of rubber or of plastics; not covering the ankle; other than covering the knee	22.920	32.848	77.698	105.436
64021200	Sports footwear; ski-boots, cross-country ski footwear and snowboard boots with outer soles and uppers of rubber or plastics	15.309	15.427	504.205	507.450
64021910	Sports footwear; other than ski-boots, cross-country ski footwear and snowboard boots; wrestling footwear with outer soles and uppers of rubber or plastics	58.083	85.016	1.133.499	1.679.970
64021990	Sports footwear with outer soles and uppers of rubber or plastics; other than ski-boots, cross-country ski footwear and snowboard boots or wrestling footwear	2.010.327	5.467.910	45.015.295	116.911.503
64022000	Footwear with upper straps or thongs assembled to the sole by means of plugs	14.566	42.997	153.783	439.947
64029110	Diving boot with outer soles and uppers of rubber or plastics; covering the ankle	-	13	-	291
64029191	Footwear with outer soles and uppers of rubber or plastics; other than diving boots; covering the ankle; incorporating a protective metal toe-cap	17.816	37.383	181.628	377.074
64029192	Footwear with outer soles and uppers of rubber or plastics; other than diving boots; covering the ankle; incorporating a protective non-metal toe-cap	1	1	24	24
64029199	Footwear with outer soles and uppers of rubber or plastics; other than diving boots; covering the ankle; other than incorporating a protective metal or non-metal toe-cap	68.792	134.218	941.297	2.221.238
64029910	Footwear with outer soles and uppers of rubber or plastic; other than covering the ankle; incorporating a protective metal toe-cap	-	49	-	1.259
64029920	Footwear with outer soles and uppers of rubber or plastic; other than covering the ankle; incorporating a protective non-metal toe-cap	170.442	258.701	1.938.188	2.966.531

Tabel 3 : Ekspor Indonesia menurut Komoditi ( Kode HS 8 digit )

Maret 2023

Kode H S	Uraian golongan barang	Berat bersih (Kg)		Nilai F.O.B. ( U S \$ )	
		Bulan ini	Kumulatif	Bulan ini	Kumulatif
(1)	(2)	(3)	(4)	(5)	(6)
64029990	Footwear with outer soles and uppers of rubber or plastic; other than covering the ankle; other than incorporating a protective metal or non-metal toe-cap	1.888.128	5.409.938	27.647.386	82.448.393
64031200	Ski-boots, cross-country ski footwear and snowboard boots with outer soles of rubber, plastics, leather or composition leather and uppers of leather	5.836	5.907	153.369	154.486
64031910	Sports footwear w/outer soles of rubber, plastics, leather/composition leather&uppers of leather; oth than ski-boots, cross-country ski footwear&snowboard boots; fitted with spikes, cleats or the like	646.102	1.518.393	12.436.770	30.639.266
64031920	Sports footwear w/outer soles of rubber, plastics, leather/composition leather & uppers of leather; oth than ski-boots, cross-country ski footwear & snowboard boots; riding boots; bowling shoes	164	164	569	569
64031930	Sports footwear w/outer soles of rubber,plastics,leather/composition leather&uppers of leather;oth than ski-boots,cross-country ski footwear&snowboard boots;for wrestling, weight-lifting or gymnastics	13	87	305	2.691
64031990	Sports footwear w/outer soles of rubber,plastics,leather/composition leather&uppers of leather;oth than ski-boots,cross-country ski footwear&snowboard boots;oth than HS 64031910 - 64031930	6.654.015	18.977.434	138.242.707	403.996.708
64032000	Footwear with outer soles of leather, and uppers which consist of leather straps across the instep and around the big toe	4.062	15.636	115.459	324.711
64034000	Footwear with outer soles of rubber, plastics, leather or composition leather and uppers of leather, incorporating a protective metal toe-cap	361.326	1.134.448	6.142.505	19.589.959
64035100	Other footwear with outer soles of leather; covering the ankle	911	1.409	9.110	17.992
64035990	Footwear with outer soles of leather; other than bowling shoes; other than covering the ankle	10.327	66.655	295.538	2.068.142
64039110	Footwear made on a base or platform of wood, not having an inner sole or protective metal toe cap; covering the ankle	-	6	-	155
64039120	Riding boots with outer soles of rubber, plastics and uppers of leather; covering the ankle	271	467	1.006	1.389
64039130	Footwear with outer soles of rubber, plastics and uppers of leather, other than riding boots; covering the ankle; incorporating a protective non-metal toe-cap	19	35	1.354	2.363
64039190	Footwear with outer soles of rubber, plastics and uppers of leather, other than riding boots; covering the ankle; other than incorporating a protective non-metal toe-cap	258.463	584.514	6.108.971	14.681.303
64039910	Footwear made on a base or platform of wood, not having an inner sole or protective metal toe cap; other than covering the ankle	850.153	1.875.642	16.842.427	39.925.745
64039920	Bowling shoes with outer soles of rubber, plastics and uppers of leather; other than covering the ankle	312	352	1.820	2.540
64039990	Footwear with outer soles of rubber, plastics and uppers of leather; other than covering the ankle; other than those of HS 64039910 - 64039930	3.523.417	9.601.806	77.057.976	211.196.356
64041110	Sports footwear with outer soles of rubber or plastics; tennis shoes, basketball shoes, gym shoes, training shoes and the like; fitted with spikes, cleats or the like	120	152	81	5.156
64041190	Sports footwear with outer soles of rubber or plastics;tennis,basketball, gym,training shoes&the like;oth than fitted with spikes,cleats/ the like & oth than for wrestling,weight-lifting or gymnastics	9.865.783	26.794.998	206.654.305	577.302.339
64041910	Footwear with outer soles of rubber or plastics;other than sports footwear; incorporating a protective toe-cap	12.867	40.813	351.276	1.092.068

Tabel 3 : Ekspor Indonesia menurut Komoditi ( Kode HS 8 digit )

Maret 2023

Kode H S	Uraian golongan barang	Berat bersih (Kg)		Nilai F.O.B. ( U S \$ )	
		Bulan ini	Kumulatif	Bulan ini	Kumulatif
(1)	(2)	(3)	(4)	(5)	(6)
64041990	Footwear with outer soles of rubber or plastics; other than sports footwear; other than incorporating a protective toe-cap	1.363.093	4.206.426	32.901.960	100.875.752
64042000	Footwear with outer soles of leather or composition leather and uppers of textile materials	1.740	2.923	62.542	141.321
64051000	Footwear with uppers of leather or composition leather	94.731	282.105	2.392.001	7.314.132
64052000	Footwear with uppers of textile materials	2.126	24.721	99.807	619.949
64059000	Footwear with uppers of other than leather or composition leather or textile materials	129.528	403.866	1.829.691	7.374.221
64061010	Uppers and parts thereof, other than stiffeners; with metal toe-cap	6.280	8.136	296.966	346.354
64061090	Uppers and parts thereof, other than stiffeners; other than metal toe-cap	119.407	356.921	5.484.621	16.400.704
64062010	Outer soles and heels; of rubber	38.295	109.308	740.843	1.641.658
64062020	Outer soles and heels; of plastics	8.203	14.539	145.608	308.214
64069010	Parts of footwear; removable in-soles, heel cushions and similar articles; gaiters, leggings and similar articles, and parts thereof; of wood	6.254	13.784	47.814	75.712
64069021	Parts of footwear; removable in-soles, heel cushions and similar articles; gaiters, leggings and similar articles, and parts thereof; of metal; of iron or steel	720	978	793	2.288
64069029	Parts of footwear; removable in-soles, heel cushions and similar articles; gaiters, leggings and similar articles, and parts thereof; of metal; other than of iron or steel or copper or aluminium	803	809	9.465	10.494
64069041	Parts of footwear; removable in-soles, heel cushions and similar articles; gaiters, leggings and similar articles, and parts thereof; of rubber; in-soles	4.912	12.966	47.003	148.105
64069049	Parts of footwear; removable in-soles, heel cushions and similar articles; gaiters, leggings and similar articles, and parts thereof; of rubber; other than in-soles or complete soles	11.175	20.627	262.852	429.598
64069051	Parts of footwear; removable in-soles, heel cushions and similar articles; gaiters, leggings and similar articles, and parts thereof; of plastics; in-soles	10.702	30.747	87.365	265.342
64069052	Parts of footwear; removable in-soles, heel cushions and similar articles; gaiters, leggings and similar articles, and parts thereof; of plastics; complete soles	-	43	-	293
64069059	Parts of footwear; removable in-soles, heel cushions and similar articles; gaiters, leggings and similar articles, and parts thereof; of plastics; other than in-soles or complete soles	1.202	1.221	29.570	29.843
64069091	Parts of footwear; removable in-soles, heel cushions and similar articles; gaiters, leggings and similar articles; parts thereof; other than of wood/metal/rubber or plastic; for gaiters, leggings and similar articles; parts	12.067	23.736	68.408	171.439
64069099	Parts of footwear; removable in-soles, heel cushions and similar articles; other than gaiters, leggings and similar articles, and parts thereof; other than of wood or metal or rubber or plastic	56.696	128.542	1.011.654	2.317.628
65010000	Hat-forms, hat bodies and hoods of felt, neither blocked to shape nor with made brims; plateaux and manchons (including slit manchons), of felt	1.011	2.980	28.105	99.433
65020000	Hat-shapes, plaited or made by assembling strips of any material, neither blocked to shape, nor with made brims, nor lined, nor trimmed	224	2.150	7.740	46.728
65040000	Hats and other headgear, plaited or made by assembling strips of any material, whether or not lined or trimmed	26.870	48.809	569.750	1.106.298
65050010	Headgear of a kind used for religious purposes	17.391	51.484	95.586	189.184
65050020	Hair-nets of any materials	12	97	1.325	3.172

Tabel 3 : Ekspor Indonesia menurut Komoditi ( Kode HS 8 digit )

Maret 2023

Kode H S	Uraian golongan barang	Berat bersih (Kg)		Nilai F.O.B. ( U S \$ )	
		Bulan ini	Kumulatif	Bulan ini	Kumulatif
(1)	(2)	(3)	(4)	(5)	(6)
65050090	Hats, knitted or crocheted, or made up from lace, felt or other textile fabric, in the piece (but not in strips), whether or not lined or trimmed; whether or not lined or trimmed	248.266	648.451	4.510.277	12.470.149
65061010	Helmets for motorcyclists, whether or not lined or trimmed	105.612	285.497	1.640.020	4.295.164
65061020	Industrial safety helmets and firefighters' helmets, excluding steel helmets, whether or not lined or trimmed	13	118	53	4.470
65061090	Safety headgear; other than helmets for motorcyclists or Industrial safety helmets and firefighters' helmets, excluding steel helmets or steel helmets or water polo; whether or not lined or trimmed	547	3.180	23.655	161.260
65069100	Headgear; other than safety headgear, whether or not lined or trimmed; of rubber or plastic	73	319	1.793	18.352
65069990	Headgear; other than safety headgear, whether or not lined or trimmed; of other materials; other than of fur skin	241.062	442.135	974.951	2.049.985
65070000	Head-bands, linings, covers, hat foundations, hat frames, peaks and chinstraps, for headgear	2.877	10.603	60.094	218.997
66011000	Garden or similar umbrellas	23.075	58.849	286.972	652.228
66019100	Umbrellas and sun umbrellas (including walking-stick umbrellas, garden umbrellas); having a telescopic shaft	31	108	527	1.161
66019900	Umbrellas and sun umbrellas (including walking-stick umbrellas, garden umbrellas ); other than having a telescopic shaft	7.590	15.038	30.337	65.636
66020000	Walking-sticks, seat-sticks, whips, riding-crops and the like	4.593	45.782	29.178	94.366
66032000	Umbrella frames, including frames mounted on shafts (sticks)	656	921	14.203	14.833
66039010	Parts, trimmings and accessories; for articles of heading 6601	5.024	8.853	34.866	58.221
66039020	Parts, trimmings and accessories; for articles of heading 6602	-	171	-	5.549
67010000	Skins and other parts of birds with their feathers or down, feathers, parts of feathers, down and articles thereof (other than goods of heading 0505 and worked quills and scapes)	285	2.119	4.021	28.196
67021000	Artificial flowers, foliage, fruit and parts thereof; of plastics	19	100	809	1.129
67029010	Artificial flowers, foliage, fruit and parts thereof; of paper	126	176	161	252
67029090	Artificial flowers, foliage, fruit and parts thereof; of other materials; other than of paper or of textile materials	2.623	6.766	53.933	155.695
67030000	Human hair, dressed, thinned, bleached or otherwise worked; wool or other animal hair or other textile materials, prepared for use in making wigs or the like	4.015	31.327	71.658	140.840
67041100	Complete wigs; of synthetic textiles materials	510.948	1.563.382	16.066.801	45.495.694
67041900	False beards, eyebrows and eyelashes, switches and the like; of synthetic textiles materials	89.054	350.896	6.305.774	21.907.515
67042000	Wigs, false beards, eyebrows and eyelashes, switches and the like; of human hair	33.141	106.787	6.241.309	19.368.517
67049000	Wigs, false beards, eyebrows and eyelashes, switches and the like; of other materials	55.496	159.571	2.967.504	8.906.356
68010000	Setts, curbstones and flagstones, of natural stone (except slate)	759.054	2.091.725	420.464	1.143.401
68021000	Tiles, cubes & similar, whether/not rectangular (incl square) the largest face of which is capable of being enclosed in a square the side of which is < 7 cm; artificially coloured granules, chippings & powder	412.676	1.315.288	463.135	1.443.353
68022100	Marble, travertine and alabaster; simply cut or sawn, with a flat or even surface	176.512	588.184	95.027	314.147
68022300	Granite; simply cut or sawn, with a flat or even surface	-	8.568	-	14.791
68022990	Other monumental or building stone and articles thereof, simply cut or sawn, with a flat or even surface; other than calcareous stone	1.495.512	4.037.499	1.141.031	3.556.277
68029110	Other articles monumental or building stone; marble	139.843	454.834	229.900	706.318
68029190	Other articles monumental or building stone; travertine and alabaster	16.273	65.384	39.244	132.631



Tabel 3 : Ekspor Indonesia menurut Komoditi ( Kode HS 8 digit )

Maret 2023

Kode H S	Uraian golongan barang	Berat bersih (Kg)		Nilai F.O.B. ( U S \$ )	
		Bulan ini	Kumulatif	Bulan ini	Kumulatif
(1)	(2)	(3)	(4)	(5)	(6)
68029200	Other articles monumental or building stone; other calcareous stone	31.005	91.183	42.664	119.980
68029390	Other articles monumental or building stone; granite; other than polished slabs	15.157	72.300	57.176	163.326
68029900	Other articles monumental or building stone; other stone; other than granite or calcareous stone or marble or travernite and alabaster)	990.312	3.227.930	1.070.632	3.508.577
68030000	Worked slate and articles of slate or of agglomerated slate	4.724	4.724	935	935
68041000	Millstones and grindstones for milling, grinding or pulping	324.864	1.096.949	1.166.533	3.667.695
68042100	Millstones, grindstones, grinding wheels and the like; of agglomerated synthetic or natural diamond	5.396	14.740	737.163	1.750.872
68042200	Millstones, grindstones, grinding wheels and the like; of other agglomerated abrasives or of ceramics	48.486	168.686	124.908	419.597
68042300	Millstones, grindstones, grinding wheels and the like; of natural stone	25.927	70.398	88.468	169.239
68043000	Hand sharpening or polishing stones	28	67	1.491	2.397
68051000	Natural or artificial abrasive powder or grain on a base of woven textile fabric only	20.122	43.070	172.681	343.882
68052000	Natural or artificial abrasive powder or grain on a base of paper of paperboard only	3.259	3.911	23.189	28.272
68053000	Natural or artificial abrasive powder or grain on a base of other materials	7.000	15.680	48.846	108.406
68061000	Slag wool, rock wool and similar mineral wools in bulk or sheets or rolls	933.908	2.832.436	1.216.818	3.681.064
68069000	Mixture and article of heat or sound insulating or sound absorbmineral waters	27.466	93.914	63.817	222.555
68079010	Articles of asphalt or of similar material, not in rolls; tiles	832	1.307	336	451
68079090	Articles of asphalt or of similar material, not in rolls; other than tiles	703	19.831	944	20.274
68080020	Roofing tiles, of vegetable fibre, of straw or of shavings	-	2	-	5
68080040	Tiles, of vegetable fibre, of straw or of shavings; other than roofing tiles	38.116	110.553	168.684	634.747
68080099	Panels, boards, blocks and similar articles, of straw or of shavings, chips, particles, sawdust or other waste, of wood, agglomerated with cement, plaster or other mineral binders	171.951	440.157	92.299	250.309
68091100	Board, sheet, panels ,tiles and similiar, not ornamented, faced or reinforced with paper or paperboard only	3.759.596	8.954.161	758.173	1.782.721
68091990	Articles of plaster of compositions based on plaster; boards, sheets, panels; not ornamented	44.920	88.260	10.264	19.936
68099010	Dental moulds of plaster	-	18	-	392
68099090	Articles of plaster of compositions based on plaster; other than those of HS 68091100 - 68099010	-	4.088	-	1.733
68101100	Building blocks and bricks, of cement, of concrete or of artificial stone, whether or not reinforced	824.198	1.166.945	86.706	126.941
68101910	Tiles, of cement, of concrete or of artificial stone, whether or not reinforced	33.776	79.186	9.317	21.120
68101990	Flagstones, of cement, of concrete or of artificial stone, whether or not reinforced	245.085	560.080	225.799	544.801
68109190	Prefabricated structural components for building or civil engineering; other than building piles of concrete	27.026	38.824	11.970	64.201
68109900	Articles of cement,of concrete/of artificial stone,whether/not reinforced;oth than tiles,flagstones,bricks&similar articles oth than prefabricated structural components for building/civil engineering	927.273	2.242.049	1.540.257	3.623.010
68114010	Corrugated sheets containing asbestos	164.270	539.855	29.165	95.588
68114021	Floor or wall tiles containing plastics, containing asbestos	-	1	-	1
68114029	Sheets, panels, tiles and similar articles containing asbestos; other than floor or wall tiles containing plastics; other than for roofing facing or partitioning	17.400	422.640	11.098	235.498
68114030	Tubes or pipes containing asbestos	201	201	64	64
68114040	Tubes or pipes fittings containing asbestos	-	6	-	30

Tabel 3 : Ekspor Indonesia menurut Komoditi ( Kode HS 8 digit )

Maret 2023

Kode H S	Uraian golongan barang	Berat bersih (Kg)		Nilai F.O.B. ( U S \$ )	
		Bulan ini	Kumulatif	Bulan ini	Kumulatif
(1)	(2)	(3)	(4)	(5)	(6)
68114090	Articles of asbestos-cement, of cellulose fibre-cement or the like; containing asbestos; other than those of HS 68114010 - 68114050	15	15	158	158
68118100	Corrugated sheets not containing asbestos	735.029	1.797.749	148.198	356.098
68118220	Sheets, panels, tiles and similar articles not containing asbestos for roofing facing or partitioning	3.755	143.535	540	28.858
68118290	Sheets, panels, tiles and similar articles not containing asbestos; other than floor or wall tiles containing plastics; other than for roofing facing or partitioning	6.358.297	14.705.045	2.405.480	4.206.924
68118910	Tubes or pipes not containing asbestos	4	389	4	1.175
68118930	Articles of asbestos-cement, of cellulose fibre-cement or the like; not containing asbestos; of a kind used for building construction of containing asbestos	37.116	37.116	5.950	5.950
68118990	Articles of asbestos-cement, of cellulose fibre-cement or the like; not containing asbestos; n.e.c. in heading 6811	529.310	1.273.390	129.463	319.347
68128020	Clothing of crocidolite fibres	22	210	88	1.536
68128050	Clothing accessories, footwear & headgear; fabricated crocidolite fibre; mixt with a basis of crocidolite/crocidolite & magnesium carbonate; yarn & thread; cords & strings, whether/not plaited; woven fabrics	169	200	517	701
68129110	Clothing other than of crocidolite fibres	1.008	1.008	4.768	4.768
68129190	Clothing accessories, footwear and headgear, other than of crocidolite fibres	-	80	-	390
68129920	Floor or wall tiles, other than of crocidolite	76.559	315.477	13.129	46.265
68129990	Fabricated asbestos fibres and other mixtures with a basis of asbestos other than of crocidolite; n.e.c. in heading 6812	6.080	17.744	10.646	27.361
68132010	Brake lining and pad of friction material and articles, containing asbestos	-	1.424	-	29.853
68132090	Friction material and articles thereof, not mounted; containing asbestos; other than brake lining and pad	250	1.073	6.792	26.009
68138100	Brake lining and pad of friction material and articles, not containing asbestos	121.862	252.620	604.070	1.377.020
68138900	Friction material and articles thereof, not mounted; not containing asbestos; other than brake lining and pad	14.279	40.342	186.886	524.115
68149000	Worked mica and articles of mica whether or not on a support of paper, paperboard or other materials; other than plates, sheets and strips of agglomerated or reconstituted mica	-	136	-	478
68151100	Carbon fibres	-	481	-	18.100
68151200	Fabrics of carbon fibres	15	21	1.598	1.809
68151310	Yarn or thread of carbon fibres	1.167	8.714	677	7.435
68151390	Other than yarn or thread of carbon fibres	793	923	1.880	2.083
68151910	Yarn or thread of other carbon fibres	-	6	-	512
68151920	Bricks, paving slabs, floor tiles and similar articles of other carbon fibres	106.765	299.056	99.910	267.129
68151990	Articles of carbon fibres for non-electrical uses; other articles of graphite or other carbon for non-electrical uses; other than those of HS 68151100 - 68151920	40.858	114.200	34.934	96.970
68159900	Articles of stone or of other mineral substances not containing magnesite, magnesite in the form of periclase, dolomite including in the form of dolime, or chromite	832.431	2.489.199	571.232	1.881.508
69010000	Bricks, blocks, tiles and other ceramic goods of siliceous fossil meals (for example, kieselguhr, tripolite or diatomite) or of similar siliceous earths	294.496	470.719	56.519	132.360
69021000	Refractory bricks, blocks, tiles and similar refractory ceramic constructional goods containing by weight, more than 50 % of the elements Mg, Ca or Cr, expressed as MgO, CaO or Cr2O3	20.403	20.403	29.010	29.010
69022000	Refractory bricks, blocks, tiles and similar refractory ceramic constructional goods containing by weight more than 50% of alumina (Al2O3), of silica (SiO2) of a mixture or compound of these products	25	36	1	9

Tabel 3 : Ekspor Indonesia menurut Komoditi ( Kode HS 8 digit )

Maret 2023

Kode H S	Uraian golongan barang	Berat bersih (Kg)		Nilai F.O.B. ( U S \$ )	
		Bulan ini	Kumulatif	Bulan ini	Kumulatif
(1)	(2)	(3)	(4)	(5)	(6)
69029000	Refractory bricks, blocks, tiles and similar refractory ceramic constructional goods, other than those of siliceous fossil meals or similar siliceous earths; n.e.c. in heading 6902	219.142	1.036.266	50.249	250.996
69032000	Other refractory ceramic goods containing by weight more than 50 % of alumina (Al <sub>2</sub> O <sub>3</sub> ) or of a mixture or compound of alumina and of silica (SiO <sub>2</sub> )	0	423	24	1.505
69039000	Other refractory ceramic goods, other than those of siliceous fossil meals or of similar siliceous earths; n.e.c. in heading 6903	14.797	54.506	97.900	148.639
69041000	Ceramics building bricks	92.500	141.200	23.754	26.790
69049000	Flooring blocks, support or filler tiles and the like	324.031	790.340	61.912	159.112
69051000	Roofing tiles of ceramic	73.845	329.406	10.784	74.604
69059000	Chimney pot, cowl, chimney liner, architect ornament & other ceramic construction	37.486	52.858	5.186	13.927
69060000	Ceramic pipes, conduits, guttering, pipe fittings	71	71	94	94
69072110	Lining tiles of a kind used for grinding mills, other than those of subheadings 690730 and 690740; unglazed; of a water absorption coefficient by weight not exceeding 0.5% :	1	370	1	9.491
69072122	Ceramic, wall tile, unglazed; large other than of subheading 690730 & 690740 in a square the side of which is less than 7 cm and water absorption coefficient by weight not exceeding by 0.5%	-	12.340	-	6.000
69072123	Flag and paving,hearth/wall tile; glazed other than of subheading 690730 & 690740 in a square the side of which is less than 7 cm and water absorption coefficient by weight not exceeding by 0.5%	184.148	846.166	52.468	178.848
69072124	Ceramic, wall tile, glazed; large other than of subheading 690730 & 690740 in a square the side of which is less than 7 cm and water absorption coefficient by weight not exceeding by 0.5%	25.353	215.174	5.426	51.830
69072191	Flag and paving,hearth/wall tile; unglazed other than of subheading 690730 & 690740 in a square the side of which is 7 cm or more and water absorption coefficient by weight not exceeding by 0.5%	63.607	250.041	19.855	81.675
69072192	Ceramic, wall tile, unglazed; large other than of subheading 690730 & 690740 in a square the side of which is 7 cm or more and water absorption coefficient by weight not exceeding by 0.5%	-	2	-	2
69072193	Flag and paving,hearth/wall tile; glazed other than of subheading 690730 & 690740 in a square the side of which is 7 cm or more and water absorption coefficient by weight not exceeding by 0.5%	1.899.652	5.425.763	922.893	2.567.406
69072194	Ceramic, wall tile, glazed; large other than of subheading 690730 & 690740 in a square the side of which is 7 cm or more and water absorption coefficient by weight not exceeding by 0.5%	1.291.166	6.941.373	469.398	2.232.515
69072213	Flag and paving,hearth/wall tile; glazed other than of subheading 690730 & 690740 in a square the side of which is < 7 cm and water absorption coefficient by weight exceeding 0.5% but not exceeding 10%	264.824	340.410	48.847	64.778
69072291	Flag and paving,hearth/wall tile; unglazed other than of subheading 690730 & 690740 in a square side of which is ≥ 7 cm and water absorption coefficient by weight exceeding 0.5% but not exceeding 10%	231.660	542.760	27.066	70.601
69072293	Flag and paving,hearth/wall tile; glazed other than of subheading 690730 & 690740 in a square the side of which is ≥ 7 cm and water absorption coefficient by weight exceeding 0.5% but not exceeding 10%	3.459.281	11.946.925	559.828	2.006.924
69072294	Ceramic, wall tile, glazed; large other than of subheading 690730 & 690740 in a square the side of which is ≥ 7 cm and water absorption coefficient by weight exceeding 0.5% but not exceeding 10%	186.153	1.454.529	67.379	359.263

Tabel 3 : Ekspor Indonesia menurut Komoditi ( Kode HS 8 digit )

Maret 2023

Kode H S	Uraian golongan barang	Berat bersih (Kg)		Nilai F.O.B. ( U S \$ )	
		Bulan ini	Kumulatif	Bulan ini	Kumulatif
(1)	(2)	(3)	(4)	(5)	(6)
69072313	Flag and paving,hearth/wall tile; glazed other than of subheading 690730 & 690740 in a square the side of which is less than 7 cm and water absorption coefficient by weight exceeding 10%	3.305.153	6.761.480	685.470	1.407.222
69072393	Flag and paving,hearth/wall tile; glazed other than of subheading 690730 & 690740 in a square the side of which is $\geq$ 7 cm and water absorption coefficient bby weight exceeding 10%	638.104	939.108	134.136	212.969
69072394	Ceramic, wall tile, glazed; large other than of subheading 690730 & 690740 in a square the side of which is $\geq$ 7 cm and water absorption coefficient by weight exceeding 10%	2.275.248	7.113.489	460.753	1.517.814
69073011	Mosaic cubes and the like, other than subheading 690740; unglazed, having the largest face of which is capable of being enclosed in a square the side of which is less than 7 cm	-	0	-	1
69073099	Mosaic cubes and the like, other than subheading 690740, glazed; lhaving the largest face of which is capable of being enclosed in a square the side of which is 7 cm or more	63	1.478	284	8.757
69074010	Finishing ceramics of a kind used for lining grinding mills; unglazed	2.360	14.987	40.764	264.715
69074021	Finishing ceramics of other articles, having largest surface area visible after mounting is not exceeding 49 cm <sup>2</sup> ; unglazed	9.284	47.688	3.334	17.109
69074022	Finishing ceramics of other articles, having largest surface area visible after mounting is not exceeding 49 cm <sup>2</sup> ; glazed	-	36	-	18
69074092	Finishing ceramics of other articles, having largest surface area visible after mounting is more than 49 cm <sup>2</sup> ; glazed	12.000	16.440	4.000	4.450
69091100	Ceramic of porcelain or china for laboratory, chemical other technical use	612.200	1.488.972	2.675.302	6.374.958
69091900	Ceramic wares for laboratory, chemical or other technical uses, other than articles having a hardness equivalent to 9 or more on the Mohs scale or of porcelain or china	681.096	1.765.979	6.965.900	17.745.758
69099000	Ceramic wares; pots, jars and similar articles of a kind used for the conveyance or packing of goods and ceramic troughs, tubs and similar receptacles used in agriculture	43.985	126.959	105.166	275.544
69101000	Ceramic sinks, wash basins, wash basin, of porcelain or china	1.223.351	4.229.944	2.674.695	9.159.092
69109000	Ceramic sinks, wash basins, wash basin, other than of porcelain or china	35.121	112.154	60.847	179.424
69111000	Tableware and kitchenware, of porclain or china	828.758	2.342.298	5.673.625	16.195.348
69119000	Other household articles and toilet articles, of porcelain or china	27.513	81.074	229.890	634.916
69120000	Ceramic tableware, kitchenware, other household articles and toilet articles, other than of porcelain or china	395.842	1.172.657	1.179.487	3.696.479
69131090	Statuettes and other ornamental ceramic articles, of porcelain or china; other than ornamental cigarette boxes and ashtrays	19.219	46.669	216.672	522.669
69139010	Ornamental cigarette box and ashtray, other than of porcelain or china	-	5	-	5
69139090	Statuettes and other ornamental ceramic articles, other than of porcelain or china; other than ornamental cigarette boxes and ashtrays	117.737	237.844	300.323	524.360
69141000	Other ceramic articles, of porcelain or china	24.002	59.093	65.788	255.777
69149000	Other ceramic articles, other than of porcelain or china	178.842	777.076	318.755	880.118
70021000	Glass in balls	7	7	67	67
70023190	Fused quartz or fused silica of a kind used to other than manufacture vacuum tubes	-	2	-	22
70023240	Glass in tubes, unworked, having a linear coefficient of expansion $< 5 \times 10^{-6}$ per Kelvin w/ temperature range of 0 oC to 300 oC; of clear neutral borosilicate glass,w/ diameter $\geq$ 3mm but $< 22$ mm	1	1	10	10

Tabel 3 : Ekspor Indonesia menurut Komoditi ( Kode HS 8 digit )

Maret 2023

Kode H S	Uraian golongan barang	Berat bersih (Kg)		Nilai F.O.B. ( U S \$ )	
		Bulan ini	Kumulatif	Bulan ini	Kumulatif
(1)	(2)	(3)	(4)	(5)	(6)
70023290	Glass in tubes, unworked, having a linear coefficient of expansion not exceeding 5 x 10-6 per Kelvin within a temperature range of 0 oC to 300 oC, other than those of HS 70023210 - 70023240	-	1	-	105
70023920	Glass in tubes, unworked, of clear neutral borosilicate glass, with a diameter of 3 mm or more but not more than 22 mm	3.029	3.867	14.685	15.042
70023990	Glass in tubes, unworked, n.e.c. in heading 7002	600	1.811	20.846	46.970
70031210	Cast and rolled glass in non-wired sheet; coloured; opacified; flashed reflecting or non layer; optical glass, not optically worked	5	5	44	44
70031220	Cast & rolled glass in non-wired sheet; coloured; opacified; flashed reflecting or non layer; other than optical glass; in squares or rectangular shape, whether or not one or more corners have been cut	1.934	3.162	2.744	4.782
70031290	Cast & rolled glass in non-wired sheet; coloured; opacified; flashed reflecting or non layer; other than optical glass; other than in squares or rectangular shape	4.062	8.266	7.562	18.230
70031910	Cast and rolled glass in non-wired sheet; not coloured, opacified, flashed reflecting or non layer; optical glass, not optically worked	-	5	-	678
70031990	Cast & rolled glass in non-wired sheet; not coloured, opacified, flashed reflecting/ non layer; other than optical glass; other than in squares or rectangular shape	68.560	154.045	59.323	129.028
70032090	Cast glass and rolled glass in wired sheets; other than in squares or rectangular shape	-	3	-	139
70033010	Cast glass and rolled glass in profiles; in squares or rectangular shape, whether or not one or more corners have been cut	16	18	55	70
70033090	Cast glass and rolled glass in profiles; other than in squares or rectangular shape	-	15	-	44
70042090	Optical glass ; coloured throughout, opacified, flashed or having an absorbent, reflecting or non-reflecting layer; optically work; other than in squares or rectangular shape	440	3.215	520	160.398
70049020	Optical glass in squares or rectangular shape, whether or not one/more corners have been cut; not coloured, opacified, flashed /having an absorbent, reflecting/non-reflecting layer; optically worked	-	2	-	300
70049090	Optical glass; not coloured throughout, opacified, flashed or having an absorbent, reflecting or non-reflecting layer; optically work; other than in squares or rectangular shape	361	377	1.521	1.626
70051010	Optical float glass, not optically worked, having an absorbent, reflecting or non- reflecting layer	7.686.673	22.276.184	2.479.572	7.009.016
70051090	Non-wired glass, having an absorbent, reflecting or non- reflecting layer; other than optical float glass, not optically worked	2.986.152	8.241.699	2.212.987	6.115.111
70052110	Optical float glass, not optically worked; coloured throughout, opacified, flashed or merely surface ground; not having an absorbent, reflecting or non- reflecting layer	6.458.566	20.123.784	2.683.912	8.569.420
70052190	Other non-wired glass; coloured throughout, opacified, flashed or merely surface ground; not having an absorbent, reflecting or non- reflecting layer	17.431.630	44.762.195	8.018.238	20.755.860
70052990	Other non-wired glass; not coloured throughout, opacified, flashed or merely surface ground; not having an absorbent, reflecting or non- reflecting layer	1.702.621	8.631.672	503.960	2.956.566
70053090	Wired glass, other than in squares or rectangular shape, whether or not one or more corners have been cut	2.500	3.620	6.424	13.819
70060090	Glass of heading 7003, 7004 or 7005, bent, edge-worked, engraved, drilled, enamelled or otherwise worked, but not framed or fitted with other materials; other than optical glass	7.646	23.345	34.463	70.611
70071110	Toughened (tempered) safety glass suitable for vehicles of chapter 87	484.128	1.308.134	1.408.546	4.190.193

Tabel 3 : Ekspor Indonesia menurut Komoditi ( Kode HS 8 digit )

Maret 2023

Kode H S	Uraian golongan barang	Berat bersih (Kg)		Nilai F.O.B. ( U S \$ )	
		Bulan ini	Kumulatif	Bulan ini	Kumulatif
(1)	(2)	(3)	(4)	(5)	(6)
70071190	Toughened (tempered) safety glass suitable other than of chapter 87 and 88	-	15	-	10
70071910	Toughened (tempered) safety glass suitable for machine of heading 8429 or 8430	-	8	-	163
70071990	Toughened (tempered) safety glass suitable for other machinery	58.146	188.068	84.463	341.878
70072110	Laminated safety glass suitable for vehicles of chapter 87	463.232	1.265.793	993.899	2.638.959
70072990	Laminated safety glass suitable for other machinery	104.218	357.925	132.424	519.691
70080000	Multiple-walled insulating units of glass	133.599	254.728	301.404	657.519
70091000	Rear-view mirrors for vehicles	28.879	83.559	401.159	1.280.702
70099100	Unframed glass mirrors	1.832.456	3.598.837	1.326.010	2.721.186
70099200	Framed glass mirrors	159.740	469.412	835.755	2.506.703
70101000	Ampoules of glass	34.512	93.165	313.353	953.250
70102000	Stoppers, lids and other closures of glass	-	91	-	831
70109040	Bottles and phials, of a kind used for antibiotics, serums and other injectable liquids; bottles of a kind used for intravenous fluids	197.327	596.965	1.726.292	5.425.003
70109091	Flasks, jars, pots, and other containers, of glass, of a kind used for the conveyance or packing of goods; preserving jars of glass; of a capacity exceeding 1 l	-	252	-	909
70109099	Flasks, jars, pots, and other containers, of glass, of a kind used for the conveyance or packing of goods; preserving jars of glass; of a capacity not exceeding 1 l	3.031.002	6.941.453	1.606.137	3.664.655
70111010	Glass envelops for electric lighting; stems	-	21	-	1.243
70111090	Glass envelops for electric lighting; other than stems	184	403	4.332	8.115
70112000	Glass envelops for cathode-ray tubes	58	76	411	571
70119000	Glass envelopes (including bulbs and tubes), open, and glass parts thereof, without fittings; other than in subheading 701110 - 701112	-	7	-	249
70131000	Glassware of a kind used for table, kitchen, toilet, office, indoor decoration or similar purposes (other than that of heading 7010 or 7018), of glass-ceramic	13.659	24.488	14.925	40.429
70132800	Stemware drinking glasses, other than of glass ceramics; other than of lead crystal	195.236	283.090	177.206	287.062
70133300	Drinking glasses, other than glass ceramics; of lead crystal	340	865	949	3.524
70133700	Drinking glasses, other than of glass ceramics; other than of lead crystal	497.461	1.150.547	438.484	959.566
70134100	Glassware of a kind used for table (other than drinking glasses) or kitchen purposes, other than glass ceramics; of lead crystal	348	378	3.959	4.079
70134200	Glassware of a kind used for table (oth than drinking glasses)/kitchen purposes, oth than glass ceramics; of glass, linear coefficient of expansion $\leq 5 \times 10^{-6}$ per Kelvin, temperature of 0 oC to 300 oC	61.686	290.483	37.333	178.209
70134900	Glassware of a kind used for table (other than drinking glasses) or kitchen purposes, other than of glass-ceramics; other than those in HS 70134100 - 70134200	3.392.013	8.322.898	2.529.689	6.207.735
70139100	Glassware of a kind used for table, kitchen, toilet, office, indoor decoration or similar purposes; other than those of subheading 701310 - 701349; of lead crystal	3	15	83	2.004
70139900	Glassware of a kind used for table, kitchen, toilet, office, indoor decoration or similar purposes; other than those of subheading 701310 - 701349; other than of lead crystal	207.271	692.037	811.503	2.199.267
70140010	Signalling glassware and optical elements of glass (other than those of heading 7015), not optically worked, of a kind suitable for use in motor vehicles	3	3	115	115
70140090	Signalling glassware and optical elements of glass (other than those of heading 7015), not optically worked, other than of a kind suitable for use in motor vehicles	1.276	1.604	542.377	586.837
70151000	Glasses for corrective spectacles	-	276	-	13.436

Tabel 3 : Ekspor Indonesia menurut Komoditi ( Kode HS 8 digit )

Maret 2023

Kode H S	Uraian golongan barang	Berat bersih (Kg)		Nilai F.O.B. ( U S \$ )	
		Bulan ini	Kumulatif	Bulan ini	Kumulatif
(1)	(2)	(3)	(4)	(5)	(6)
70159090	Glasses for non-corrective spectacles, curved, bent, hollowed or the like, not optically worked; hollow glass spheres and their segments, for the manufacture of such glasses	2	3	216	291
70161000	Glass cubes and other glass smallwares, whether or not on a backing, for mosaics or similar decorative purposes	1.401	2.237	4.251	41.071
70169000	Paving blocks,slabs,bricks,squares,tiles&oth articles of pressed glass,whether/not wired,for building purposes;leadcd lights;multicellular/foam glass in blocks,panels,plates,shells/similar forms	2.398.784	7.619.351	1.082.748	3.293.072
70171010	Quartz reactor tubes and holders designed for insertion into diffusion and oxidation furnaces for production of semiconductor wafers	-	7	-	3.069
70172000	Laboratory, hygienic/pharmaceutical glassware,whether/not graduated/calibrated; of oth glass having a linear coefficient of expansion ≤ 5 x 10-6 per Kelvin within a temperature range of 0 oC to 300 oC	4.434	15.072	98.689	305.708
70179000	Laboratory, hygienic or pharmaceutical glassware, whether or not graduated or calibrated; n.e.c. in heading 7017	11.325	14.390	150.410	227.885
70181010	Glass beads	3.713	4.147	6.871	21.335
70181090	Imitation pearls, imitation precious or semi-precious stonesand similar glass smallwares	667	2.365	6.784	23.632
70182000	Glass microspheres not exceeding 1 mm in diameter	1.445	1.615	12.754	16.856
70189010	Glass eyes other than prosthetic articles	2.481	3.363	5.047	6.210
70189090	Statuettes and other ornaments of lamp- worked glass, other than imitation jewellery	255	1.053	7.480	11.996
70191200	Rovings	50	94.290	424	59.779
70191300	Other yarn, slivers	-	250	-	1.420
70191500	Chemically bonded mats	2.478	6.511	27.887	87.033
70191900	Glass fibres and articles thereof; slivers, rovings, yarn and chopped strands and mats thereof, other than in subheading 701911 to 701915	1.022	18.660	7.694	80.127
70196100	Closed woven fabrics of rovings; mechanically bonded fabrics	8.000	28.400	10.000	41.416
70196400	Closed woven fabrics, plain weave, of yarns, coated or laminated; mechanically bonded fabrics	1.653	5.568	12.787	43.629
70196600	Open woven fabrics of a width exceeding 30 cm; mechanically bonded fabrics	22.764	101.580	107.436	434.330
70196900	Glass fibres and articles thereof; mechanically bonded fabrics, other than those of subheading 701961 - 701966	28	150	748	1.286
70199030	Glass fibre, excluding glass wool	373	434	857	1.457
70199090	Glass fibres and articles thereof; other than those of HS 70191100 - 70199050	9.495	29.794	49.740	248.983
70200011	Glass moulds, of a kind used for the manufacture of acrylic goods	1.014	3.998	2.655	9.345
70200019	Glass moulds, of a kind other than used for the manufacture of acrylic goods	20.610	51.260	78.825	163.549
70200030	Glass inners for vacuum flasks or other vacuum vessels	184	1.619	797	5.166
70200090	Other articles of glass; n.e.c in heading 7020	42.792	81.864	106.967	250.064
71012100	Unworked cultured pearls	357	1.362	3.203.745	19.615.222
71012200	Worked cultured pearls	3	3	38.943	38.943
71022900	Industrial diamond, worked	0	0	278.179	308.329
71023900	Non-industrial diamond, worked	-	0	-	172.581
71039190	Sapphires and emeralds, worked	0	33	94	1.758
71039900	Precious stones (other than diamonds) and semi-precious stones, worked; other than rubies, sapphires and emeralds	10.360	25.932	169.013	402.860
71041020	Piezo-electric quartz, worked	-	19	-	4.355
71042100	Synthetic or reconstructed diamonds, unworked or simply sawn or roughly shaped	0	0	86	348
71049100	Synthetic or reconstructed diamonds, worked	-	24	-	81.675
71049900	Synthetic or reconstructed precious or semi-precious stones, other than diamonds, worked	-	1	-	19

Tabel 3 : Ekspor Indonesia menurut Komoditi ( Kode HS 8 digit )

Maret 2023

Kode H S	Uraian golongan barang	Berat bersih (Kg)		Nilai F.O.B. ( U S \$ )	
		Bulan ini	Kumulatif	Bulan ini	Kumulatif
(1)	(2)	(3)	(4)	(5)	(6)
71069100	Silver, unwrought	10.484	31.106	7.046.738	21.773.794
71070000	Base metals clad with silver, not further worked than semi- manufactured	-	7	-	1.856
71081210	Non-monetary gold in unwrought forms; in lumps, ingots or cast bars	1.002	3.079	61.133.265	187.320.787
71081290	Non-monetary gold in unwrought forms; other than in lumps, ingots or cast bars	1	1	1.565	1.565
71101190	Platinum, unwrought or in powder form; other than in lumps, ingots, cast bars or in powder form	-	1	-	1
71123000	Ash containing precious metal or precious metal compounds	20.000	89.420	6.500	30.284
71129100	Waste and scrap of gold, including metal clad with gold but excluding sweepings containing other precious metals	4	14	30.207	164.095
71129200	Waste and scrap of platinum, including metal clad with platinum but excluding sweepings containing other precious metals	905	2.663	14.153	335.367
71129910	Waste and scrap of silver, including metal clad with silver but excluding sweepings containing other precious metals	4.899	15.829	571.931	1.481.425
71129990	Waste & scrap of precious metal (other than of gold, platinum, silver); waste & scrap containing precious metal/metal compounds, principally for the recovery of precious metal other than goods of heading 8549	155.269	406.391	122.159.946	346.028.795
71131110	Part of silver jewellery, whether or not plated or clad with precious metal	182	449	688.431	1.566.071
71131190	Articles of silver jewellery other than its parts, whether or not plated or clad with precious metal	8.053	22.921	7.705.520	20.404.323
71131910	Part of other precious metal jewellery (other than of silver), whether or not plated or clad with precious metal	687	691	38.060.495	38.270.469
71131990	Articles of other precious metal jewellery (other than its parts), other than of silver, whether or not plated or clad with precious metal	15.325	34.154	841.317.825	1.783.888.037
71132090	Articles of base metal jewellery, other than its parts, clad with precious metal	79	342	6.703	50.136
71141100	Articles of silversmiths' wares and parts thereof, whether or not plated or clad with other precious metal	86	163	1.388	54.412
71141900	Articles of goldsmiths' wares and parts thereof, whether or not plated or clad with other precious metal	215	867	11.805.288	48.557.045
71151000	Catalysts in the form of wire cloth or grill, of platinum	200	303	1.958	2.796
71159010	Other articles of gold or silver	2	10	3.510	10.193
71159090	Other articles of precious metal or of metal clad with precious metal; other than catalysts in the form of wire cloth/grill, of platinum; other than of gold/silver, or of metal clad with gold/ silver	0	1	13	662
71161000	Articles of natural or cultured pearl	0	5	32	42
71162000	Articles of precious or semi-precious stones (natural, synthetic or reconstructed)	162	312	11.565	19.159
71171110	Imitation jewellery of base metal, whether or not plated with precious metal; parts of cuff-links and studs	112	112	4.392	4.392
71171190	Imitation jewellery of base metal, whether or not plated with precious metal; cuff-links and studs; other than its parts	8.905	20.466	567.552	1.731.740
71171910	Imitation jewellery of base metal, whether or not plated with precious metal; other than cuff-links and studs; bangles	64	108	25.269	25.395
71171920	Imitation jewellery of base metal, whether or not plated with precious metal; other than cuff-links and studs; other than bangles	10.464	30.115	412.739	1.160.297
71171990	Part of imitation jewellery of base metal, whether or not plated with precious metal; other than parts of cuff-links and studs	8.652	26.742	529.972	1.548.407
71179010	Imitation jewellery; other than of base metal; bangles	29	82	309	5.648
71179020	Imitation jewellery; other than of base metal; other than bangles	1.588	3.597	49.147	164.613



Tabel 3 : Ekspor Indonesia menurut Komoditi ( Kode HS 8 digit )

Maret 2023

Kode H S	Uraian golongan barang	Berat bersih (Kg)		Nilai F.O.B. ( U S \$ )	
		Bulan ini	Kumulatif	Bulan ini	Kumulatif
(1)	(2)	(3)	(4)	(5)	(6)
71179094	Parts of imitation jewelry;wholly of plastics,glass,wood,worked tortoise shell,ivory,bone,horn,coral,mother-of-pearl,oth animal carving material,worked vegetable/mineral carving material/of porcelain	34.521	55.593	42.836	77.957
71179099	Part of imitation jewellery, other than of base metal; other than those of HS 71179094	19.396	53.009	365.607	947.999
71181090	Coin (other than gold coin), not being legal tender; other than silver coin	98	192	3.213	5.730
71189010	Gold coin, whether or not legal tender	125	642	2.142	10.982
71189090	Coin, whether or not legal tender; other than gold coin or silver coin	25	38	847	1.266
72015000	Alloy pig iron; spiegeleisen	3.792.550	6.886.141	3.109.891	7.507.955
72022100	Ferro- silicon containing by weight more than 55 % silicon	623.300	623.300	995.910	995.910
72023000	Ferro-silico-manganese	162.640	1.888.520	184.591	2.159.258
72026000	Ferro-nickel	640.095.490	1.717.368.871	1.343.028.497	3.753.268.307
72029900	Ferro-alloys; n.e.c. in heading 7202	-	3.300	-	9.752
72041000	Waste and scrap of cast iron	-	171.259	-	94.276
72042100	Waste and scrap of alloy steel; of stainless steel	2.474.031	7.009.198	4.494.668	10.889.976
72044900	Waste and scrap of iron or steel; other than turning, shaving, chip, milling waste, sawdust, filing, trimming and stamping, whether or not in bundle	199.890	459.311	92.949	269.979
72051000	Granules, of pig iron, spiegeleisen, iron or steel	-	1.352	-	1.129
72052100	Powders of alloy steel	1.000	33.000	840	1.880
72052900	Powders, of pig iron, spiegeleisen, iron or steel; other than of alloy steel	5.569	79.953	1.873	189.279
72061010	Iron and non-alloy steel in ingots or other primary forms other than iron heading of 7203, containing by weight more than 06% of carbon	0	0	30	30
72061090	Iron and non-alloy steel in ingots or other primary forms other than iron heading of 7203, containing by weight not more than 06% of carbon	-	1	-	1
72069000	Iron and non-alloy steel in primary forms other than iron heading of 7203, other than ingot	4.322	38.259	61.178	320.566
72071100	Semi-finished products of iron or non-alloy steel; containing by weight < 0.25 % of carbon; of rectangular (including square) cross-section, the width measuring less than twice the thickness	64.268.640	196.548.960	35.490.505	104.994.260
72071210	Semi-finished products of iron or non-alloy steel slabs; containing by weight < 0.25% of carbon; of rectangular (other than square) cross-section, the width measuring less than twice the thickness	41.247.900	80.672.440	24.893.108	45.615.642
72071290	Semi-finished products of iron/non-alloy steel oth than slabs; containing by weight < 0.25% of carbon;of rectangular (other than square) cross-section,the width measuring less than twice the thickness	427	3.099	2.809	20.357
72071900	Semi-finished products of iron or non-alloy steel; containing by weight < 0.25 % of carbon; other than of rectangular cross-section, the width measuring less than twice the thickness	-	11.822	-	16.544
72072029	Other than blocks roughly shaped by forging; sheet bars, not slabs; containing by weight ≥ 0.25 % but < 0.6 % of carbon	32.411.460	208.218.340	18.205.050	110.499.980
72072092	Blocks roughly shaped by forging; sheet bars, not slabs; containing by weight ≥ 0.6 % of carbon	2.453	2.453	12.769	12.769
72081000	Flat-rolled products of iron or non-alloy steel in coils, of a width ≥ 600 mm; not further worked than hot-rolled, with patterns in relief, not clad, plated or coated	-	150	-	120
72082600	Flat-rolled products of iron or non-alloy steel in coils, of a width ≥ 600 mm; of a thickness ≥ 3 mm but < 4.75 mm; not further worked than hot-rolled, pickled, not clad, plated or coated	39.410	39.410	49.884	49.884

Tabel 3 : Ekspor Indonesia menurut Komoditi ( Kode HS 8 digit )

Maret 2023

Kode H S	Uraian golongan barang	Berat bersih (Kg)		Nilai F.O.B. ( U S \$ )	
		Bulan ini	Kumulatif	Bulan ini	Kumulatif
(1)	(2)	(3)	(4)	(5)	(6)
72083600	Flat-rolled products of iron or non-alloy steel in coils, of a width ≥ 600 mm; of a thickness > 10 mm; not further worked than hot-rolled, not clad, plated or coated	1.182.428	11.449.620	655.295	6.438.800
72083700	Flat-rolled products of iron or non-alloy steel in coils, of a width ≥ 600 mm; of a thickness ≥ 4.75 mm but ≤ 10 mm; not further worked than hot-rolled, not clad, plated or coated	8.400.577	33.505.273	4.983.597	19.219.270
72083800	Flat-rolled products of iron or non-alloy steel in coils, of a width ≥ 600 mm; of a thickness ≥ 3 mm but < 4.75 mm; not further worked than hot-rolled, not clad, plated or coated	16.722.350	38.904.812	10.425.272	22.429.092
72083990	Flat-rolled products of iron or non-alloy steel in coils, of a width ≥ 600mm; of a thickness > 1,5mm but < 3mm; containing carbon ≥ 0.6%; not further worked than hot-rolled, not clad, plated/coated	26.392.078	78.615.614	16.949.073	47.808.562
72084000	Flat-rolled products of iron or non-alloy steel in coils, of a width ≥ 600 mm; not in coils, not further worked than hot-rolled, with patterns in relief, plated or coated	-	755	-	394
72085100	Flat-rolled products of iron or non-alloy steel not in coils, of a width ≥ 600 mm; of a thickness > 10 mm; not further worked than hot-rolled, not clad, plated or coated	44.233.073	104.867.403	33.824.953	76.672.282
72085200	Flat-rolled products of iron or non-alloy steel not in coils, of a width ≥ 600 mm; of a thickness ≥ 4.75 mm but ≤ 10 mm; not further worked than hot-rolled, not clad, plated or coated	12.901.484	28.590.629	10.229.256	20.924.668
72085300	Flat-rolled products of iron or non-alloy steel not in coils, of a width ≥ 600 mm; of a thickness ≥ 3 mm but < 4.75 mm; not further worked than hot-rolled, not clad, plated or coated	-	68.957	-	8.208
72085490	Flat-rolled products of iron/non-alloy steel not in coils, of a width ≥ 600mm; of a thickness > 0.17mm but < 3mm; containing carbon < 0.6%; not further worked than hot-rolled,not clad,plated/coated	2	2.309	1	2.856
72089090	Flat-rolled products of iron/non-alloy steel,other than coil and not coils, of a width ≥ 600 mm; other than with of a thickness ≤ 0.17mm and containing carbon <0.6%; hot-rolled,not clad,plated/coated	53.901	125.250	50.128	138.687
72091690	Flat-rolled products of iron or non-alloy steel in coil; of a width > 1,250 mm; of a thickness > 1 mm but < 3 mm; not further worked than cold-rolled, not clad, plated or coated	5.136	5.136	15.605	15.605
72091710	Flat-rolled products of iron or non-alloy steel in coil; of a width ≥ 600 mm but ≤ 1,250 mm; of a thickness ≥ 0.5 but ≤ 1 mm; not further worked than cold-rolled, not clad, plated or coated	-	487.530	-	335.096
72092710	Flat-rolled products of iron or non-alloy steel not in coil; of a width ≥ 600 mm and ≤ 1,250 mm; of a thickness ≥ 0.5 but ≤ 1 mm; not further worked than cold-rolled, not clad, plated or coated	-	2.732	-	23.438
72092890	Flat-rolled products of iron/non-alloy steel not in coil,oth than tin-mil blackpate;of width≥600mm;carbon<0.6%&of thickness>0.17mm but<0.5mm;not further worked than cold-rolled,not clad,plated/coated	0	0	50	50
72101190	Flat-rolled products of iron or non-alloy steel, of a width ≥ 600 mm, clad, plated or coated with tin; of a thickness ≥ 0.5 mm; containing by weight < 0.6 % of carbon	7.245	7.245	3.018	3.018
72101290	Flat-rolled products of iron or non-alloy steel, of a width ≥ 600 mm, clad, plated or coated with tin; of a thickness < 0.5 mm; containing by weight < 0.6 % of carbon	139	141	4.981	4.995
72103019	Flat-rolled products of iron or non-alloy steel, of a width ≥ 600 mm, clad, electrolytically plated or coated with zinc; containing by weight < 0.6 % of carbon; of a thickness > 1.5 mm	929	3.017	24.922	75.717
72103099	Flat-rolled products of iron or non-alloy steel, of a width ≥ 600 mm, clad, electrolytically plated or coated with zinc; containing by weight ≥ 0.6 % of carbon; of a thickness > 1.2 mm	-	5.153	-	5.097

Tabel 3 : Ekspor Indonesia menurut Komoditi ( Kode HS 8 digit )

Maret 2023

Kode H S	Uraian golongan barang	Berat bersih (Kg)		Nilai F.O.B. ( U S \$ )	
		Bulan ini	Kumulatif	Bulan ini	Kumulatif
(1)	(2)	(3)	(4)	(5)	(6)
72104199	Flat-rolled products of iron or non-alloy steel, of a width $\geq$ 600 mm, clad, otherwise plated or coated with zinc; corrugated; containing by weight $\geq$ 0.6 % of carbon; of a thickness $>$ 1.2 mm	10	1.135	10	385
72104911	Flat-rolled products of iron/non-alloy steel, of a width $\geq$ 600mm, clad, plated/coated w/ zinc by the iron-zinc alloyed coating method; oth than corrugated; by weight $<$ 0,04% of carbon & of a thickness $\leq$ 1.2mm	-	52.574	-	114.200
72104917	Flat-rolled products of iron/non-alloy steel, of a width $\geq$ 600 mm, clad, plated/coated with zinc; oth than corrugated; by weight $<$ 0.6 % of carbon & of a thickness $\leq$ 1.2 mm	1.994.820	5.536.943	2.162.770	5.977.278
72105000	Flat-rolled products of iron or non-alloy steel, of a width $\geq$ 600 mm, clad, plated or coated with chromium oxides or with chromium and chromium oxides	995.610	2.066.474	1.638.879	3.192.432
72106111	Flat-rolled products of iron or non-alloy steel, of a width $\geq$ 600 mm, clad, plated or coated with aluminium-zinc alloys; by weight $<$ 0.6 % of carbon; of a thickness $\leq$ 1.2 mm	757.122	2.322.895	693.448	2.073.866
72106199	Flat-rolled products of iron or non-alloy steel, of a width $\geq$ 600 mm, clad, plated or coated with aluminium-zinc alloys; by weight $\geq$ 0.6 % of carbon; of a thickness $>$ 1.2 mm & other than corrugated	1.675	1.675	445	445
72106999	Flat-rolled products of iron or non-alloy steel, of a width $\geq$ 600 mm, clad, other than plated or coated with aluminium-zinc alloys; by weight $\geq$ 0.6 % of carbon; of a thickness $>$ 1.2 mm	72.396	154.399	77.633	116.454
72107012	Flat-rolled products of iron or non-alloy steel, of a width $\geq$ 600 mm, clad, painted after coating with zinc; varnished or coated with plastics; by weight $<$ 0.6 % of carbon & of a thickness $\leq$ 1.5 mm	1	4	2	10
72107013	Flat-rolled products of iron/non-alloy steel, of a width $\geq$ 600mm, clad, painted after coating with aluminium-zinc alloys; varnished/coated w/ plastics; by weight $<$ 0.6% of carbon & of a thickness $\leq$ 1.5mm	-	158.347	-	147.263
72107019	Flat-rolled products of iron/non-alloy steel, of width $\geq$ 600mm, clad, painted oth than after coating w/ zinc/aluminium-zinc alloys; varnished/coated w/ plastic; by weight $<$ 0.6% of carbon & of thickness $\leq$ 1.5mm	74.590	575.415	144.705	1.031.457
72107021	Flat-rolled products of iron or non-alloy steel, of a width $\geq$ 600 mm, clad, painted, varnished or coated with plastics; by weight $<$ 0.6 % of carbon	220	430	903	6.534
72109010	Flat-rolled products of iron or non-alloy steel, of a width $\geq$ 600 mm; clad, plated or coated other than in HS 72101110 - 72107091; by weight $<$ 0.6 % of carbon and of thickness $\leq$ 15 mm	53.517	53.517	63.073	63.073
72109090	Flat-rolled products of iron or non-alloy steel, of a width $\geq$ 600 mm; clad, plated or coated other than in HS 72101110 - 72107091; by weight $<$ 0.6 % of carbon and of thickness $>$ 15 mm	-	1	-	3
72111319	Flat-rolled products of iron/non-alloy steel, not clad, plated; hot-rolled; rolled 4 faces/in a closed box pass, width $>$ 150mm, thick $\geq$ 4mm; weight $<$ 0.6% carbon; oth than corrugated, hoop & strip, universal plates	40	656.040	95	1.729.708
72111399	Flat-rolled products of iron/non-alloy steel, not clad, plated/coated; hot-rolled; rolled 4 faces/in a closed box pass, width $>$ 150mm, thick $\geq$ 4mm; weight $\geq$ 0.6% carbon; oth than hoop & strip, universal plates	-	125	-	75
72111417	Flat-rolled products of iron/non-alloy steel, not clad, plated or coated; hot-rolled; oth than rolled on four faces or in a closed box pass; thick $\geq$ 4.75mm; weight $<$ 0.6% carbon; universal plates	84	84	108	108

Tabel 3 : Ekspor Indonesia menurut Komoditi ( Kode HS 8 digit )

Maret 2023

Kode H S	Uraian golongan barang	Berat bersih (Kg)		Nilai F.O.B. ( U S \$ )	
		Bulan ini	Kumulatif	Bulan ini	Kumulatif
(1)	(2)	(3)	(4)	(5)	(6)
72111919	Flat-rolled products of iron/non-alloy steel,not clad, plated/coated,width<600mm;hot-rolled;oth than rolled on 4 faces;weight < 0.6% carbon;oth than hoop & strip,universal plates, corrugated	6.845	6.845	8.664	8.664
72111999	Flat-rolled products of iron/non-alloy steel,not clad, plated/coated,width<600mm;hot-rolled;oth than rolled on 4 faces;weight ≥ 0.6% carbon;oth than hoop & strip,universal plates	24.369	24.369	31.351	31.351
72119099	Flat-rolled products of iron/non-alloy steel,not clad, plated/coated; further worked than hot-rolled or cold-rolled; weight ≥ 0.6% carbon; of a thickness of > 0.17 mm	3.115	5.045	10.237	16.522
72121019	Flat-rolled products of iron/non-alloy steel; plated/coated with tin; weight < 0.6 % of carbon; other than hoop & strip of a width ≤ 25 mm or of a width > 400 mm	6.598	6.598	6.962	6.962
72122090	Flat-rolled products of iron/non-alloy steel; electrolytically plated/coated with zinc; other than hoop&strip, of a width ≤ 400 mm; other than containing by weight < 0.6 % of carbon & of thick ≤ 15 mm	-	0	-	1
72123012	Flat-rolled products of iron/non-alloy steel; otherwise plated or coated with zinc; weight < 0.6 % of carbon; hoop and strip, of a width > 25 mm and ≤ 400 mm	5.381	12.426	8.370	13.322
72123013	Flat-rolled products of iron/non-alloy steel; otherwise plated or coated with zinc; weight < 0.6 % of carbon; other than hoop and strip; of a thickness of ≤ 15 mm	637	637	2.108	2.108
72123019	Flat-rolled products of iron/non-alloy steel;otherwise plated/coated with zinc; weight<0.6% of carbon;oth than hoop&strip;oth than of thick≤15 mm;oth than coated zinc/iron-zinc alloy coating method	0	0	6	6
72125014	Flat-rolled products of iron/non-alloy steel; plated/coated with chromium oxides/with chromium&chromium oxides; hoop and strip, of a width > 25 mm; universal plates	-	167	-	365
72125019	Flat-rolled products of iron/non-alloy steel; plated/coated with chromium oxides/with chromium&chromium oxides; other than hoop and strip, of a width > 25 mm; universal plates	-	14	-	77
72125024	Flat-rolled products of iron/non-alloy steel; plated/coated with aluminium-zinc alloys; hoop and strip, of a width > 25 mm; universal plates	255.209	911.559	262.620	865.765
72125029	Flat-rolled products of iron/non-alloy steel; plated/coated with aluminium-zinc alloys; other than hoop and strip; other than universal plate	119.296	474.231	103.156	395.659
72125099	Flat-rolled products of iron/non-alloy steel; other than plated/coated with chromium oxides/with chromium&chromium oxides/with aluminium-zinc alloys;other than hoop & strip;other than universal plate	-	79.287	-	53.621
72126019	Flat-rolled products of iron/non-alloy steel; clad; weight < 0.6 % of carbon; other than hoop andstrip; other than of a thickness of ≤ 15 mm	-	3	-	0
72131010	Bars & rods, hot-rolled, in irregularly wound coils, of iron or non-alloy steel; containing indentations, ribs, grooves or other deformations; of circular cross-section measuring ≤ 50 mm in diameter	865	4.345	155	3.213
72131090	Bars & rods, hot-rolled, in irregularly wound coils, of iron or non-alloy steel; containing indentations, ribs, grooves or other deformations; of circular cross-section measuring > 50 mm in diameter	488	491	765	845
72132000	Bars & rods, hot-rolled, in irregularly wound coils, of iron or non-alloy steel; other than containing indentations, ribs, grooves or other deformations; of free-cutting steel	48.955	431.309	49.150	325.597

Tabel 3 : Ekspor Indonesia menurut Komoditi ( Kode HS 8 digit )

Maret 2023

Kode H S	Uraian golongan barang	Berat bersih (Kg)		Nilai F.O.B. ( U S \$ )	
		Bulan ini	Kumulatif	Bulan ini	Kumulatif
(1)	(2)	(3)	(4)	(5)	(6)
72139110	Bars&rods,hot-rolled,irregularly wound coils;oth than contain indentations,ribs,grooves;oth than of free-cutting steel;circular cross-section<14mm diameter;for producing soldering sticks	-	1.156.293	-	959.112
72139120	Bars&rods,hot-rolled,irregularly wound coils;oth than contain indentations,ribs,grooves;oth than of free-cutting steel;circular cross-section<14mm diameter;for concrete reinforcement/rebars	-	199.120	-	135.349
72139190	Bars&rods,hot-rolled,irregularly wound coils;oth than contain indentations,ribs,grooves;oth than of free-cutting steel;circular cross-section<14mm diameter; other than those of HS 72139110 - 72139130	91.652.547	255.906.725	57.446.345	149.776.978
72139920	Bars&rods,hot-rolled,irregularly wound coils;oth than contain indentations,ribs,grooves;oth than of free-cutting steel;circular cross-section≥14mm diameter;for concrete reinforcement (rebars)	-	50.009	-	35.646
72141019	Other bars&rods of iron/non-alloy steel,not further worked than forged,hot-rolled,hot-drawn,but including those twisted after rolling;forged;weight < 0.6% carbon;oth than of circular cross-section	15.484	322.342	9.037	605.119
72141029	Other bars&rods of iron/non-alloy steel,not further worked than forged,hot-rolled,hot-drawn,but including those twisted after rolling;forged;weight ≥ 0.6% carbon;oth than of circular cross-section	30	75	113	163
72142031	Other bars&rods of iron,not further worked than forged,hot-rolled;containing indentations,ribs;weight<0.6%carbon;of circular cross-section;for concrete rebars	70	100	140	158
72142039	Other bars&rods of iron,not further worked than forged,hot-rolled;containing indentations,ribs;weight<0.6%carbon;of circular cross-section;oth than used for concrete rebars	6.736.255	19.076.170	4.652.950	12.164.972
72142049	Other bars&rods of iron,not further worked than forged,hot-rolled;containing indentations,ribs;weight<0.6%carbon;oth than of circular cross-section;oth than for concrete rebars	280	280	140	140
72142061	Other bars&rods of iron,not further worked than forged,hot-rolled;containing indentations,ribs;weight≥0.6%carbon;oth than of circular cross-section;for concrete rebars	54.589	270.305	21.005	129.004
72142069	Other bars&rods of iron,not further worked than forged,hot-rolled;containing indentations,ribs;weight≥0.6%carbon;oth than of circular cross-section;oth than for concrete rebars	-	19	-	14
72143090	Other bars&rods of iron,not further worked than forged,hot-rolled; oth than containing indentations,ribs; of free-cutting steel; oth than of circular cross-section	30.901	53.000	20.204	23.844
72149120	Other bars&rods of iron,not further worked than forged,hot-rolled; of rectangular/other than square cross-section; weight ≥ 0.6% carbon	-	2.484	-	2.305
72149919	Other bars&rods of iron,not further worked than forged,hot-rolled;oth than of rectangular;weight≥0.6% carbon,oth than of circular cross-section;oth than weight < 1.15% of manganese	3.042	32.504	1.602	7.988
72149991	Other bars&rods of iron,not further worked than forged,hot-rolled;oth than of rectangular/oth than square cross-section;weight< 0.6% carbon;weight <0.38% carbon, ≤0.05% phosphorus & ≤ 0.05% sulphur	774.317	1.833.904	830.539	1.965.928
72149992	Other bars&rods of iron,not further worked than forged,hot-rolled;oth than of rectangular/oth than square cross-section;weight< 0.6% carbon;weight ≥ 0.38 % carbon & < 1.15 % manganese	88.407	236.776	84.593	227.572
72149999	Other bars&rods of iron,not further worked than forged,hot-rolled;oth than of rectangular/oth than square cross-section;weight<0.6% carbon; other than those of HS 72149991 - 72149993	429.496	1.418.199	371.448	950.744

Tabel 3 : Ekspor Indonesia menurut Komoditi ( Kode HS 8 digit )

Maret 2023

Kode H S	Uraian golongan barang	Berat bersih (Kg)		Nilai F.O.B. ( U S \$ )	
		Bulan ini	Kumulatif	Bulan ini	Kumulatif
(1)	(2)	(3)	(4)	(5)	(6)
72151010	Other bar & rod iron/non-alloy steel; of free-cutting steel, not furtherwork than cold finished; of circular cross-section	-	2.523	-	5.060
72151090	Other bar & rod iron/non-alloy steel; of free-cutting steel,not furtherwork than cold finished; oth than of circular cross-section	750	750	1.085	1.085
72155099	Other bar & rod iron/non-alloy steel; other than of free-cutting steel,not furtherwork than cold finished; weight < 0.6%carbon; other than of a kind used for concrete reinforcement (rebars)	-	1.100	-	788
72159091	Other bar & rod iron/non-alloy steel; other than of free-cutting steel; other than of a kind used for concrete reinforcement (rebars); of circular cross-section	1.013	1.013	3.291	3.291
72159099	Other bar & rod iron/non-alloy steel; other than of free-cutting steel; other than of a kind used for concrete reinforcement (rebars); other than of circular cross-section	-	6.832	-	1.136
72162190	Angles, shapes & sections of iron/non-alloy steel; L sections, not further worked than hot-rolled, hot-drawn/extruded, of a height < 80 mm; weight ≥ 0.6 % of carbon	1.017	764.658	812	546.864
72163110	Angles, shapes & sections of iron/non-alloy steel; U sections, not further worked than hot-rolled, hot-drawn/extruded, of a height ≥ 80 mm; weight ≥ 0.6 % of carbon	-	437	-	1.562
72163190	Angles, shapes & sections of iron/non-alloy steel; U sections, not further worked than hot-rolled, hot-drawn/extruded, of a height ≥ 80 mm; weight < 0.6 % of carbon	30.712	31.610	10.038	10.995
72163290	Angles, shapes & sections of iron/non-alloy steel; I sections, not further worked than hot-rolled, hot-drawn/extruded, of a height ≥ 80 mm; of a thickness of more than 5 mm	2.198.944	2.246.728	48.592	56.428
72163311	Angles, shapes & sections of iron/non-alloy steel;H sections, not further worked than hot-rolled, hot-drawn/extruded, of a height ≥ 80 mm;weight < 0.6% of carbon;thickness of flange ≥ thickness of web	25.259	26.284	28.840	40.290
72163319	Angles, shapes & sections of iron/non-alloy steel;H sections, not further worked than hot-rolled, hot-drawn/extruded, of a height ≥ 80 mm;weight < 0.6% of carbon;thickness of flange < thickness of web	659	2.455	760	2.791
72163390	Angles, shapes & sections of iron/non-alloy steel;H sections, not further worked than hot-rolled, hot-drawn/extruded, of a height ≥ 80 mm;weight ≥ 0.6% of carbon	-	256.850	-	39.482
72164090	Angles, shapes & sections of iron/non-alloy steel; L or T sections, not further worked than hot-rolled, hot-drawn/extruded, of a height ≥ 80 mm;weight < 0.6% of carbon	50.065	111.955	34.309	78.153
72165019	Angles, shapes & sections of iron/non-alloy steel; other angles, shapes and sections, not further worked than hot-rolled, hot-drawn/extruded, of a height < 80 mm; weight < 0.6% of carbon	2.090	2.275	2.050	2.163
72165099	Angles, shapes & sections of iron/non-alloy steel; other angles, shapes and sections, not further worked than hot-rolled, hot-drawn/extruded, of a height ≥ 80 mm; weight < 0.6% of carbon	23.024	23.024	21.412	21.412
72166900	Angles, shapes & sections of iron/non-alloy steel; not further worked than cold- formed or cold-finished; other than obtained from flat-rolled products	18.895	28.568	106.178	148.905
72169190	Angles of iron/non-alloy steel, other than slotted angles, weight < 0.6% of carbon; cold-formed or cold-finished from flat-rolled products	-	99	-	75
72169900	Angles, shapes & sections of iron/non-alloy steel; other than cold-formed or cold-finished from flat-rolled products	805	97.113	1.042	139.804
72171010	Wire of iron or non-alloy steel; not plated or coated, whether or not polished; containing by weight < 0.25 % of carbon	483	37.501	1.486	70.112

Tabel 3 : Ekspor Indonesia menurut Komoditi ( Kode HS 8 digit )

Maret 2023

Kode H S	Uraian golongan barang	Berat bersih (Kg)		Nilai F.O.B. ( U S \$ )	
		Bulan ini	Kumulatif	Bulan ini	Kumulatif
(1)	(2)	(3)	(4)	(5)	(6)
72171022	Reed wire; wire of a kind used for making strands for prestressing concrete; free-cutting steel wire; not plated or coated, whether or not polished; weight $\geq 0.25$ % but $< 0.6$ % of carbon	0	505	20	1.089
72171029	Other than reed wire; wire of a kind used for making strands for prestressing concrete; free-cutting steel wire; not plated or coated, whether or not polished; weight $\geq 0.25$ % but $< 0.6$ % of carbon	556	646	2.751	3.211
72171032	Spokes wire; reed wire; free-cutting steel wire; not plated or coated, whether or not polished; weight $\geq 0.6$ % of carbon	-	7	-	21
72171033	Wire of a kind used for making strands for prestressing concrete; not plated or coated, whether or not polished; weight $\geq 0.6$ % of carbon	10	70	10	35
72171039	Wire of iron/non-alloy steel; not plated/coated, whether or not polished; weight $\geq 0.6$ % of carbon; other than spokes wire, reed wire, free-cutting steel wire; other than for making strands for prestressing concrete	58.726	136.785	135.918	345.010
72172010	Wire iron/non-alloy steel; plated/coated with zinc; weight $< 0.25$ % carbon	569.848	1.494.066	741.367	1.906.174
72172020	Wire iron/non-alloy steel; plated/coated with zinc; weight $\geq 0.25$ % but $< 0.45$ % of carbon	48.289	71.489	73.282	111.500
72172091	Steel core wire of a kind used for steel reinforced aluminium conductors (ACSR); plated/coated with zinc; weight $\geq 0.45$ % of carbon	-	4	-	479
72172099	Wire iron/non-alloy steel; plated/coated with zinc; weight $\geq 0.45$ % of carbon; other than steel core wire of a kind used for steel reinforced aluminium conductors (ACSR)	71.737	325.782	100.916	455.982
72173019	Wire iron/non-alloy steel; plated/coated with other base metals other than tin; weight $< 0.25$ % carbon	26.925	28.775	45.327	48.154
72173033	Brass coated steel wire of a kind used in the manufacture of pneumatic rubber tyres; weight $\geq 0.6$ % carbon	12.747	67.562	37.083	202.496
72173034	Other copper alloy coated steel wire of a kind used in the manufacture of pneumatic rubber tyres; weight $\geq 0.6$ % carbon	87.220	273.675	73.590	187.176
72173035	Wire iron/non-alloy steel; plated/coated with tin; weight $\geq 0.6$ % carbon	-	0	-	24
72179090	Wire iron/non-alloy steel; other than plated/coated with zinc or with other base metals; weight $\geq 0.25$ % carbon	40	41	40	41
72181000	Stainless steel in ingots and other primary forms	87.337	195.437	130.525	299.925
72189100	Semi-finished products of stainless steel; of rectangular (other than square) cross-section	69.125.640	201.367.770	151.853.678	445.650.436
72189900	Semi-finished products of stainless steel; other than of rectangular (other than square) cross-section	4.085.536	77.046.434	8.280.142	182.270.418
72191100	Flat-rolled products of stainless steel, of a width of 600 mm or more; not further worked than hot-rolled, in coils; of a thickness exceeding 10 mm	1.647.215	4.857.540	3.809.321	11.236.541
72191200	Flat-rolled products of stainless steel, of a width of 600 mm or more; not further worked than hot-rolled, in coils; of a thickness of 4.75 mm or more but not exceeding 10 mm	44.762.215	112.443.015	102.816.459	255.091.046
72191300	Flat-rolled products of stainless steel, of a width of 600 mm or more; not further worked than hot-rolled, in coils; of a thickness of 3 mm or more but less than 4.75 mm	79.461.200	211.779.552	177.793.329	468.338.299
72191400	Flat-rolled products of stainless steel, of a width of 600 mm or more; not further worked than hot-rolled, in coils; of a thickness of less than 3 mm	23.148.932	67.697.808	50.786.539	145.959.084
72192100	Flat-rolled products of stainless steel, of a width of 600 mm or more; not further worked than hot-rolled, not in coils; of a thickness exceeding 10 mm	1	1	5	5
72192300	Flat-rolled products of stainless steel, of a width of 600 mm or more; not further worked than hot-rolled, not in coils; of a thickness of 3 mm or more but less than 4.75 mm	-	2.903	-	7.467

Tabel 3 : Ekspor Indonesia menurut Komoditi ( Kode HS 8 digit )

Maret 2023

Kode H S	Uraian golongan barang	Berat bersih (Kg)		Nilai F.O.B. ( U S \$ )	
		Bulan ini	Kumulatif	Bulan ini	Kumulatif
(1)	(2)	(3)	(4)	(5)	(6)
72193200	Flat-rolled products of stainless steel, of a width of 600 mm or more; not further worked than cold-rolled (cold-reduced); of a thickness of 3 mm or more but less than 4.75 mm	9.647.692	29.593.391	21.334.929	65.029.529
72193300	Flat-rolled products of stainless steel, of a width of 600 mm or more; not further worked than cold-rolled (cold-reduced), not in coils; of a thickness exceeding 1 mm but less than 3 mm	54.145.040	157.986.733	122.402.772	355.346.995
72193400	Flat-rolled products of stainless steel, of a width of 600 mm or more; not further worked than cold-rolled (cold-reduced), not in coils; of a thickness of 0.5 mm or more but not exceeding 1 mm	26.794.392	72.483.130	61.618.308	165.858.300
72193500	Flat-rolled products of stainless steel, of a width of 600 mm or more; not further worked than cold-rolled (cold-reduced), not in coils; of a thickness of less than 0.5 mm	3.212.486	8.906.961	7.675.023	21.485.803
72199000	Flat-rolled products of stainless steel, of a width of 600 mm or more; other than not further worked than hot-rolled or cold-rolled	967	2.808	33.249	75.507
72201290	Flat-rolled products of stainless steel, of a width < 600 mm; not further worked than hot-rolled; of a thickness of < 4.75 mm; hoop and strip, of a width > 400 mm	427.708	866.398	915.486	1.846.899
72202010	Flat-rolled products of stainless steel, of a width < 600 mm; not further worked than cold-rolled (cold-reduced); hoop and strip, of a width ≤ 400 mm	53.881	325.237	285.033	1.161.868
72202090	Flat-rolled products of stainless steel, of a width < 600 mm; not further worked than cold-rolled (cold-reduced); hoop and strip, of a width > 400 mm	154	1.154	380	3.351
72209090	Flat-rolled products of stainless steel, of a width < 600 mm; other than not further worked than hot-rolled or cold-rolled; hoop and strip, of a width > 400 mm	34.205	238.001	229.819	1.165.595
72210000	Bars and rods, hot-rolled, in irregularly wound coils, of stainless steel	72	792	4.116	63.607
72221100	Bars and rods, not further worked than hot-rolled, hot-drawn or extruded; of circular cross-section	2	5	75	206
72221900	Bars and rods, not further worked than hot-rolled, hot-drawn or extruded; other than of circular cross-section	85.090	118.947	145.761	255.669
72222090	Bars and rods, not further worked than cold-formed or cold- finished; other than of circular cross-section	35	521	3.421	14.108
72223010	Other bars and rods of stainless steel; other than not further worked than hot-rolled or cold-formed; of circular cross-section	27.149	27.149	21.060	21.060
72223090	Other bars and rods of stainless steel; other than not further worked than hot-rolled or cold-formed; other than of circular cross-section	1.880	2.492	4.296	4.908
72224090	Angles, shapes and sections of stainless steel; other than not further worked than hot-rolled, hot-drawn or extruded	433.695	433.785	443.798	444.067
72230010	Wire of stainless steel, of cross-section exceeding 13 mm	132	800	5.715	21.075
72230090	Wire of stainless steel, of cross-section not exceeding 13 mm	631.796	1.711.816	2.089.145	5.715.285
72249000	Semi- finished products of other alloy steel	338	338	10.228	10.228
72251100	Flat-rolled products of other alloy steel, of a width ≥ 600 mm; grain-oriented of silicon-electrical steel	116.653	116.653	374.721	374.721
72251900	Flat-rolled products of other alloy steel, of a width ≥ 600 mm; of silicon-electrical steel; other than grain-oriented	90.160	90.160	50.249	50.249
72255090	Flat-rolled products of other alloy steel, of a width ≥ 600 mm; other than of silicon-electrical steel; not further worked than cold-rolled (cold-reduced); other than of high speed steel	-	379	-	657
72259220	Flat-rolled products of other alloy steel, width ≥ 600 mm; otherwise plated or coated with zinc; other than of high speed steel; plated or coated with zinc-aluminium-magnesium alloys	-	52.674	-	45.905



Tabel 3 : Ekspor Indonesia menurut Komoditi ( Kode HS 8 digit )

Maret 2023

Kode H S	Uraian golongan barang	Berat bersih (Kg)		Nilai F.O.B. ( U S \$ )	
		Bulan ini	Kumulatif	Bulan ini	Kumulatif
(1)	(2)	(3)	(4)	(5)	(6)
72259290	Flat-rolled products of other alloy steel, width $\geq 600$ mm; otherwise plated or coated with zinc; other than of high speed steel; other than plated or coated with zinc-aluminium-magnesium alloys	96.930	521.287	120.497	647.526
72259990	Flat-rolled products of other alloy steel, width $\geq 600$ mm; other than of high speed steel; other than those of subheadings 722591, 722592	12.508.000	12.762.276	11.132	65.481
72261110	Flat-rolled products of other alloy steel, width < 600 mm; of silicon-electrical steel; grain-oriented; hoop and strip, of a width $\leq 400$ mm	74.550	74.550	74.958	74.958
72261190	Flat-rolled products of other alloy steel, width < 600 mm; of silicon-electrical steel; grain-oriented; hoop and strip, of a width > 400 mm	126.551	322.373	761.266	1.835.154
72261910	Flat-rolled products of other alloy steel, width < 600 mm; of silicon-electrical steel; other than grain-oriented; hoop and strip, of a width $\leq 400$ mm	127	297	123	284
72261990	Flat-rolled products of other alloy steel, width < 600 mm; of silicon-electrical steel; other than grain-oriented; hoop and strip, of a width > 400 mm	42.198	202.662	39.244	437.937
72262010	Flat-rolled products of other alloy steel, width < 600 mm; of high speed steel; hoop and strip, of a width $\leq 400$ mm	18	18	19.624	19.624
72262090	Flat-rolled products of other alloy steel, width < 600 mm; of high speed steel; hoop and strip, of a width > 400 mm	7.324	7.324	30.092	30.092
72269190	Hoop and strip, of a width > 400 mm, of other alloy steel; not further worked than hot-rolled; other than of silicon-electrical steel; other than of high speed steel	48	48	822	822
72269290	Hoop and strip, of a width > 400 mm, of other alloy steel; not further worked than cold-rolled (cold-reduced); other than of silicon-electrical steel; other than of high speed steel	3.500	3.500	20.196	20.196
72269999	Hoop and strip, of a width > 400 mm, of other alloy steel; other than plated or coated with zinc; other than not further worked than hot-rolled or cold-rolled (cold-reduced)	7.466	32.503	35.104	140.521
72279090	Bars and rods, hot-rolled, in irregularly wound coils, of other alloy steel; other than of high speed steel or of silicon-manganese steel; containing by weight less than 0.5 % of chromium	11.000	11.000	17.930	17.930
72281090	Bars and rods of other alloy steel, of high speed steel; other than of circular cross-section	5.344	11.236	19.616	57.257
72283010	Other bars and rods of other alloy steel, not further worked than hot-rolled, hot-drawn or extruded; of circular cross-section	-	7.505	-	6.106
72283090	Other bars and rods of other alloy steel, not further worked than hot-rolled, hot-drawn or extruded; other than of circular cross-section	-	16.719	-	20.078
72284090	Other bars and rods of other alloy steel, not further worked than forged; other than of circular cross-section	-	17.513	-	158.959
72285010	Other bars and rods of other alloy steel, not further worked than cold-formed or cold-finished; of circular cross-section	157.756	245.504	158.520	255.890
72285090	Other bars and rods of other alloy steel, not further worked than cold-formed or cold-finished; other than of circular cross-section	137.174	137.174	222.418	222.418
72286010	Other bars and rods of other alloy steel, of circular cross-section; other than those of subheading 722810-722850	3.375	5.340	3.746	6.336
72286090	Other bars and rods of other alloy steel, other than of circular cross-section; other than those of subheading 722810-722850	2	21.216	116	35.127
72287090	Angles, shapes and sections, of other alloy steel; other than not further worked than hot-rolled, hot-drawn or extruded	99	100	150	156
72288011	Hollow drill bars and rods, of alloy or non-alloy steel; containing by weight 0.6 % or more of carbon; of circular cross-section	-	0	-	0

Tabel 3 : Ekspor Indonesia menurut Komoditi ( Kode HS 8 digit )

Maret 2023

Kode H S	Uraian golongan barang	Berat bersih (Kg)		Nilai F.O.B. ( U S \$ )	
		Bulan ini	Kumulatif	Bulan ini	Kumulatif
(1)	(2)	(3)	(4)	(5)	(6)
72299021	Wire of other alloy steel; other than of silico-manganese steel; of cross-section not exceeding 5.5 mm; containing by weight 0.5 % or more of chromium	381.277	1.062.829	1.476.538	4.031.015
72299029	Wire of other alloy steel; other than of silico-manganese steel; of cross-section not exceeding 5.5 mm; containing by weight less than 0.5 % of chromium	88.001	216.518	147.821	299.123
72299091	Wire of other alloy steel; other than of silico-manganese steel; of cross-section exceeding 5.5 mm; containing by weight 05 % or more of chromium	125.846	360.715	418.705	1.202.861
72299099	Wire of other alloy steel; other than of silico-manganese steel; of cross-section exceeding 5.5 mm; containing by weight less than 0.5 % of chromium	59.196	167.459	168.330	475.436
73011000	Sheet piling of iron or steel, whether or not drilled, punched or made from assembled elements	352.338	663.360	1.240.273	2.195.886
73012000	Welded angles, shapes and sections, of iron or steel	-	8.251	-	59.483
73021000	Railway or tramway track construction material of iron or steel, the following: rails	22	22	6	6
73023000	Railway or tramway track construction material of iron or steel, the following: switch blades, crossing frogs, point rods and other crossing pieces	-	150	-	752
73024000	Railway or tramway track construction material of iron or steel, the following: fish-plates and sole plates (base plates)	-	300	-	210
73029010	Railway or tramway track construction material of iron or steel, the following: sleepers (cross-ties)	-	380	-	1.240
73029090	Railway/tramway track construction material of iron/steel, the following: check-rails & rack rails, chairs, chair wedges, rail clips, bedplates, ties & other material specialized for jointing/fixing rails	20.880	33.448	59.447	95.126
73030011	Hubless tubes and pipes, of cast iron	3.595	15.903	40.346	192.695
73030019	Tubes and pipes, of cast iron; other than hubless tubes and pipes	3.004	3.827	15.448	19.112
73030099	Hollow profiles, of cast iron with external diameter exceeding 100 mm	4.387	48.369	760	51.366
73041100	Line pipe of a kind used for oil or gas pipelines; of stainless steel	16.076	66.191	64.876	151.092
73041900	Line pipe of a kind used for oil or gas pipelines; other than of stainless steel	276.331	1.728.687	1.600.689	7.032.517
73042390	Drill pipe, of iron/other than cast iron, of a kind used in drilling for oil or gas; with yield strength < 80,000 psi, with threaded end; or with yield strength ≥ 80,000 psi, whether/not with threaded end	251	1.091	745	1.375
73042430	Casing and tubing with yield strength 80,000 psi or more, whether or not with threaded end; of stainless steel	604	1.249.204	9.159	11.002.551
73042910	Casing and tubing with yield strength less than 80,000 psi, without threaded end; other than of stainless steel	1.015.950	2.653.664	1.720.957	4.295.028
73042920	Casing and tubing with yield strength less than 80,000 psi, with threaded end; other than of stainless steel	46.632	58.676	127.710	174.910
73042930	Casing and tubing with yield strength 80,000 psi or more, whether or not with threaded end; other than of stainless steel	3.083.540	6.134.620	32.637.096	39.728.804
73043190	Tubes, pipes & hollow profiles, seamless, of circular cross-section, of iron/ non-alloy steel; cold-drawn/ cold-rolled; other than those of HS 73043110 - 73043140	21.371	42.890	143.816	300.196
73043920	High-pressure pipe capable of withstanding a pressure of not less than 42,000 psi; other than cold-drawn or cold-rolled (cold-reduced); of circular cross-section, of iron or non-alloy steel	2	5	86	168
73043940	Tubes, pipes & hollow profiles, seamless, of circular cross-section, of iron/ non-alloy steel; other than cold-drawn/ cold-rolled; having an external diameter < 140 mm and < 0.45 % by weight of carbon	-	3.500	-	14.084

Tabel 3 : Ekspor Indonesia menurut Komoditi ( Kode HS 8 digit )

Maret 2023

Kode H S	Uraian golongan barang	Berat bersih (Kg)		Nilai F.O.B. ( U S \$ )	
		Bulan ini	Kumulatif	Bulan ini	Kumulatif
(1)	(2)	(3)	(4)	(5)	(6)
73043990	Tubes, pipes & hollow profiles, seamless, of circular cross-section, of iron/ non-alloy steel; cold-drawn/ cold-rolled; other than those of HS 73043920 - 73043940	15.331	15.331	15.328	15.328
73044100	Tubes, pipes & hollow profiles, seamless, of circular cross-section, of stainless steel; cold-drawn or cold-rolled (cold-reduced)	97	2.814	305	10.305
73044900	Tubes, pipes & hollow profiles, seamless, of circular cross-section, of stainless steel; other than cold-drawn or cold-rolled (cold-reduced)	18.609	60.917	68.338	165.466
73045190	Tubes, pipes & hollow profiles, seamless, of circular cross-section, of other alloy steel; cold-drawn or cold-rolled (cold-reduced)	-	1	-	256
73045990	Tubes, pipes & hollow profiles, seamless, of circular cross-section, of other alloy steel; other than cold-drawn or cold-rolled; other than high-pressure pipe with a yield strength $\geq$ 42,000 psi	584	118.917	8.460	328.370
73049010	High-pressure pipe with a yield strength not less than 42,000 psi; other than those of subheading 730411 - 730459	1	1	6	6
73049090	Tubes, pipes & hollow profiles, seamless, of iron/ steel; oth than high-pressure pipe; oth than having an external diameter <140 mm & <0.45% by weight of carbon; oth than in subheading 730411 - 730459	57.649	208.733	77.534	349.418
73051100	Line pipe of a kind used for oil or gas pipelines; longitudinally submerged arc welded	108.103	569.570	1.040.206	1.747.610
73051210	Line pipe of a kind used for oil or gas pipelines; longitudinally welded; Electric resistance welded (ERW)	-	31.200	-	29.436
73051290	Line pipe of a kind used for oil or gas pipelines; longitudinally welded; other than Electric resistance welded (ERW)	-	76.950	-	41.575
73051910	Line pipe of a kind used for oil or gas pipelines; other than longitudinally submerged arc welded; spiral or helical submerged arc welded	-	929.817	-	1.003.876
73051990	Line pipe of a kind used for oil or gas pipelines; other than longitudinally submerged arc welded; other than spiral or helical submerged arc welded	-	228.800	-	60.198
73052000	Casing of a kind used in drilling for oil or gas	2.544.912	6.148.101	7.603.889	25.755.700
73053110	Line pipe of a kind used other than for oil or gas pipelines, welded; longitudinally welded; stainless steel pipes and tubes	146.158	402.363	724.597	2.100.733
73053190	Line pipe of a kind used other than for oil or gas pipelines, welded; longitudinally welded; other than stainless steel pipes and tubes	2.222.062	2.280.863	6.927.974	8.112.472
73059000	Other tubes & pipes (ie welded, riveted or similarly closed), having circular cross-sections, the external diameter of which exceeds 406.4 mm, of iron/ steel; n.e.c. in heading 7305	-	101.341	-	356.477
73061110	Line pipe of a kind used for oil or gas pipelines; welded, of stainless steel; longitudinally electric resistance welded (ERW)	-	10	-	10
73061190	Line pipe of a kind used for oil or gas pipelines; welded, of stainless steel; other than longitudinally electric resistance welded (ERW)	2.554	4.181	8.015	8.871
73061910	Line pipe of a kind used for oil or gas pipelines; other than welded, of stainless steel; longitudinally electric resistance welded (ERW)	-	196.404	-	762.012
73061990	Line pipe of a kind used for oil or gas pipelines; other than welded, of stainless steel; other than longitudinally electric resistance welded (ERW); other than spiral or helical submerged arc welded	370	31.714	2.210	67.309
73062100	Casing and tubing of a kind used in drilling for oil or gas; welded, of stainless steel	-	1	-	2

Tabel 3 : Ekspor Indonesia menurut Komoditi ( Kode HS 8 digit )

Maret 2023

Kode H S	Uraian golongan barang	Berat bersih (Kg)		Nilai F.O.B. ( U S \$ )	
		Bulan ini	Kumulatif	Bulan ini	Kumulatif
(1)	(2)	(3)	(4)	(5)	(6)
73062900	Casing and tubing of a kind used in drilling for oil or gas; other than welded, of stainless steel	167.033	237.900	1.580.890	1.904.597
73063019	Boiler tubes, welded, of circular cross-section, of iron or non-alloy steel; with an external diameter not less than 12.5 mm	-	2.000	-	1.076
73063029	Copper-plated, fluororesin-coated/ zinc-chromated steel tubes; welded, of circular cross-section, of iron or non-alloy steel; with an external diameter not less than 12.5 mm	1.603.164	3.993.517	1.696.760	4.166.297
73063030	Pipe of a kind used to make sheath pipe (heater pipe) for heating elements of electric flat irons or rice cookers, with an external diameter not exceeding 12 mm	116	116	2.520	2.520
73063091	Other tubes, pipes, welded, of circular cross-section, of iron/non-alloy steel; high-pressure pipe yield strength < 42,000 psi; internal diameter ≥ 12.5 mm, external diameter < 140 mm, weight < 0.45% carbon	74.993	297.663	177.219	721.815
73063092	Other tubes, pipes and hollow profiles, welded, of circular cross-section, of iron or non-alloy steel; high-pressure pipe with a yield strength < 42,000 psi; with an internal diameter < 12.5 mm	-	9.214	-	34.416
73063099	Other tubes, pipes and hollow profiles, welded, of circular cross-section, of iron or non-alloy steel; high-pressure pipe with a yield strength < 42,000 psi; other than in HS 73063091 - 73063092	142.364	316.806	212.512	504.089
73064020	Stainless steel pipes and tubes, with an external diameter exceeding 105 mm; welded, of circular cross-section, of stainless steel	-	360	-	35.376
73064030	Pipes & tubes containing by weight at least 30 % of nickel, with an external diameter ≤ 10 mm; welded, of circular cross-section, of stainless steel	21	21	47	47
73064090	Other tubes, pipes and hollow profiles; welded, of circular cross-section, of stainless steel; other than those of HS 73064011 - 73064030	37.542	112.864	184.692	529.967
73065019	Boiler tubes; welded, of circular cross-section, of other alloy steel; with an external diameter not less than 12.5 mm	-	20	-	10
73065099	Other tubes, pipes and hollow profiles; welded, of circular cross-section, of other alloy steel; with an external diameter not less than 12.5 mm	81.200	246.880	189.650	575.537
73066190	Other tubes, pipes and hollow profiles; welded, of non-circular cross-section; of square or rectangular cross-section; with an external diagonal cross-section not less than 12.5 mm	47.820	145.994	124.852	377.328
73069019	Copper brazed pipes and tubes; with an external diagonal cross-section not less than 12.5 mm	11.720	52.568	9.474	19.226
73069099	Other tubes, pipes and hollow profiles of iron or steel; n.e.c. in heading 7306	308	531	8.926	11.025
73071110	Cast fittings, of non-malleable cast iron; hubless tube or pipe fittings	5.142	5.142	5.394	5.394
73071190	Cast fittings, of non-malleable cast iron; other than hubless tube or pipe fittings	2.257	2.528	1.518	4.527
73071900	Cast fittings, other than of non-malleable cast iron;	2.649.839	4.248.860	4.427.254	9.305.096
73072110	Flanges; of stainless steel; having an internal diameter of less than 15 cm	-	1	-	69
73072190	Flanges; of stainless steel; having an internal diameter of not less than 15 cm	71.946	203.414	266.886	768.394
73072210	Threaded elbows, bends and sleeves; of stainless steel; having an internal diameter of less than 15 cm	16.988	94.204	188.876	885.111
73072290	Threaded elbows, bends and sleeves; of stainless steel; having an internal diameter of not less than 15 cm	3.723	50.060	41.728	380.649
73072310	Butt welding fittings; of stainless steel; having an internal diameter of less than 15 cm	1.504	1.505	15.215	15.276
73072390	Butt welding fittings; of stainless steel; having an internal diameter of not less than 15 cm	1.518	4.801	62.915	173.907

Tabel 3 : Ekspor Indonesia menurut Komoditi ( Kode HS 8 digit )

Maret 2023

Kode H S	Uraian golongan barang	Berat bersih (Kg)		Nilai F.O.B. ( U S \$ )	
		Bulan ini	Kumulatif	Bulan ini	Kumulatif
(1)	(2)	(3)	(4)	(5)	(6)
73072910	Tube or pipe fittings; of stainless steel; other than flanges or threaded elbows, bends and sleeves or butt welding fittings; having an internal diameter of less than 15 cm	7	826	234	17.700
73072990	Tube or pipe fittings; of stainless steel; other than flanges or threaded elbows, bends and sleeves or butt welding fittings; having an internal diameter of not less than 15 cm	5	1.646	525	6.775
73079110	Flanges of iron or steel; other than of stainless steel; having an internal diameter of less than 15 cm	13.445	27.457	79.976	138.593
73079190	Flanges of iron or steel; other than of stainless steel; having an internal diameter of not less than 15 cm	92.399	210.921	445.924	1.235.427
73079210	Threaded elbows, bends and sleeves of iron or steel; other than of stainless steel; having an internal diameter of less than 15 cm	47.585	68.285	615.278	893.724
73079290	Threaded elbows, bends and sleeves of iron or steel; other than of stainless steel; having an internal diameter of not less than 15 cm	517.141	1.559.151	304.592	1.227.178
73079310	Butt welding fittings of iron or steel; other than of stainless steel; having an internal diameter of less than 15 cm	-	87	-	8.874
73079390	Butt welding fittings of iron or steel; other than of stainless steel; having an internal diameter of not less than 15 cm	37.707	151.488	622.608	964.610
73079910	Tube or pipe fittings of iron or steel; other than of stainless steel; other than flanges or threaded elbows, bends and sleeves or butt welding fittings; having an internal diameter of less than 15 cm	11.877	22.552	147.798	295.412
73079990	Tube/pipe fittings of iron or steel; oth than of stainless steel; other than flanges or threaded elbows, bends and sleeves or butt welding fittings; having an internal diameter of not less than 15 cm	419.708	2.283.406	3.803.057	19.136.756
73081090	Bridges and bridge-sections, of iron or steel; other than prefabricated modular type joined by shear connectors	104.110	1.537.359	120.251	2.791.257
73082019	Towers, of iron or steel; other than prefabricated modular type joined by shear connectors	60	6.901	60	10.404
73082029	Lattice masts, of iron or steel; other than prefabricated modular type joined by shear connectors	227.230	702.119	626.059	1.198.071
73083010	Doors, of iron or steel, of a thickness of 6 mm or more but not exceeding 8 mm	-	410	-	1.980
73083090	windows and their frames and thresholds for doors, of iron or steel	36.048	77.486	123.671	147.225
73084090	Equipment for scaffolding, shuttering, propping or pit-propping, of iron or steel; other than prefabricated modular type joined by shear connectors	3.245	329.833	2.765	971.996
73089020	Structures&parts of iron/steel;oth than bridges&bridge-sections/towers&lattice masts/ equipment for scaffolding,shuttering,propping /pit-propping;prefabricated modular type joined by shear connectors	209.538	217.875	3.463	7.123
73089040	Structures and parts of structures, of iron or steel; corrugated and curved galvanised plates or sheets prepared for use in conduits, culverts or tunnels	28.537	28.537	42.258	42.258
73089060	Structures and parts of structures, of iron or steel; perforated cable trays	2	8.242	33	22.436
73089092	Guardrails of iron or steel	8.808	8.808	3.538	3.538
73089099	Plates, rods, angles, shapes, sections, tubes and the like, prepared for use in structures, of iron or steel	2.786.971	6.366.505	3.207.812	8.277.250
73090011	Reservoirs, tanks, vats and similar containers for any material of iron or steel, of a capacity > 300 l; of a kind used for the conveyance or packing of goods; lined or heat-insulated	-	1.805	-	12.313
73090019	Reservoirs, tanks, vats and similar containers for any material of iron or steel, of a capacity > 300 l; of a kind used for the conveyance or packing of goods; not lined or heat-insulated	128.205	261.179	362.134	414.793

Tabel 3 : Ekspor Indonesia menurut Komoditi ( Kode HS 8 digit )

Maret 2023

Kode H S	Uraian golongan barang	Berat bersih (Kg)		Nilai F.O.B. ( U S \$ )	
		Bulan ini	Kumulatif	Bulan ini	Kumulatif
(1)	(2)	(3)	(4)	(5)	(6)
73090099	Reservoirs, tanks, vats and similar containers for any material of iron or steel, of a capacity > 300 l; other than of a kind used for the conveyance or packing of goods; not lined or heat-insulated	789.934	980.138	4.618.355	8.197.841
73101010	Tanks, casks, drums, cans, boxes and similar containers, for any material, of iron or steel; of a capacity ≥ 50 l but ≤ 300 l; of tinplate	245.458	1.208.223	8.236	39.539
73101091	Tanks, casks, drums, cans, boxes and similar containers, for any material, of iron or steel; of a capacity ≥ 50 l but ≤ 300 l; casting, forging or stamping, in the rough state	16	18	47	88
73101099	Tanks, casks, drums, cans, boxes and similar containers, for any material, of iron or steel; of a capacity ≥ 50 l but ≤ 300 l; other than casting, forging or stamping, in the rough state	292.420	819.828	502.268	2.210.722
73102119	Cans which are to be closed by soldering or crimping, of iron or steel; of a capacity < 1 l; other than of tinplate	14.151	23.585	54.054	90.090
73102191	Cans which are to be closed by soldering or crimping, of iron or steel; of a capacity ≥ 1 l but < 50 l; of tinplate	-	1.991	-	4.268
73102199	Cans which are to be closed by soldering or crimping, of iron or steel; of a capacity ≥ 1 l but < 50 l; other than of tinplate	502	21.275	10.700	75.630
73102911	Tanks, casks, drums, cans, boxes and similar containers, for any material, of iron or steel; other than cans which are to be closed by soldering/crimping; of a capacity < 1 l; of tinplate	-	1.525	-	11.541
73102919	Tanks, casks, drums, cans, boxes and similar containers, for any material, of iron or steel; other than cans which are to be closed by soldering/crimping; of a capacity < 1 l; other than of tinplate	50.838	175.439	225.221	796.235
73102991	Tanks, casks, drums, cans, boxes and similar containers, for any material, of iron or steel; other than cans which are to be closed by soldering/crimping; of a capacity ≥ 1 l but < 50 l; of tinplate	-	4.363	-	17.741
73102999	Tanks, casks, drums, cans, boxes & similar, for any material, of iron/steel; other than cans which are to be closed by soldering; of a capacity ≥ 1 l but < 50 l; n.e.c. in heading 7310	3.051	50.245	5.151	49.337
73110025	Seamless steel cylinders; of a capacity of 30 l or more, for Liquefied Petroleum Gas (LPG)	-	48	-	378
73110029	Seamless steel cylinders; other than those of HS 73110021 - 73110027	20.550	46.659	24.360	38.916
73110099	Containers for compressed or liquefied gas, of iron or steel; other than seamless steel cylinders; of a capacity of 110 l or more	131.303	500.064	58.880	340.672
73121010	Stranded wire, ropes and cables, of iron or steel, not electrically insulated; locked coils, flattened strands and non-rotating wire ropes	10	100.101	11	42.409
73121020	Stranded wire, ropes and cables, of iron or steel, not electrically insulated; plated or coated with brass and of a diameter not exceeding 3 mm	5.616.588	14.727.963	9.925.951	25.994.278
73121030	Stranded wire, ropes and cables, of iron or steel, not electrically insulated; plated or coated with aluminium	108	304	2.707	7.181
73121091	Stranded wire, ropes and cables, of iron or steel, not electrically insulated; other than subheading 731210; stranded steel wire for prestressing concrete	14.018	14.019	13.717	13.722
73121099	Stranded wire, ropes and cables, of iron or steel, not electrically insulated; other than subheading 731210; other than stranded steel wire for prestressing concrete	10.661	30.060	72.584	176.200
73129000	Plaited bands, slings and the like, of iron or steel, not electrically insulated	908.458	2.890.077	2.895.586	8.469.725
73130000	Barbed wire of iron or steel; twisted hoop or single flat wire, barbed or not, and loosely twisted double wire, of a kind used for fencing, of iron or steel	183.694	384.391	336.876	691.323
73141200	Woven cloth; endless bands for machinery, of stainless steel	127	127	17.335	17.335
73141400	Other woven cloth, of stainless steel	208	903	4.945	18.473

Tabel 3 : Ekspor Indonesia menurut Komoditi ( Kode HS 8 digit )

Maret 2023

Kode H S	Uraian golongan barang	Berat bersih (Kg)		Nilai F.O.B. ( U S \$ )	
		Bulan ini	Kumulatif	Bulan ini	Kumulatif
(1)	(2)	(3)	(4)	(5)	(6)
73141910	Woven cloth; endless bands for machinery other than of stainless steel	1	1	0	0
73141990	Other woven cloth, other than of stainless steel	5.063	5.422	1.113	1.646
73142000	Grill, netting and fencing cloth, welded at the intersection, of wire with a maximum cross-sectional dimension of 3 mm or more and having a mesh size of 100 cm <sup>2</sup> or more	-	667	-	3.895
73143900	Other grill, netting and fencing cloth of iron or steel wire, welded at the intersection; other than plated or coated with zinc	11.520	11.522	2.384	2.387
73144100	Other cloth, grill, netting and fencing of iron or steel wire; plated or coated with zinc	100.468	351.952	174.860	636.847
73144200	Other cloth, grill, netting and fencing of iron or steel wire; coated with plastics	38.208	91.655	74.700	165.805
73144900	Other cloth, grill, netting and fencing of iron or steel wire; other than plated or coated with zinc; other than coated with plastic	70.671	155.006	161.035	349.018
73145000	Expanded metal of iron or steel	245	1.545	4.216	11.848
73151110	Articulated link chain and parts thereof; bicycle or motorcycle roller chain of iron or steel	1.227	3.211	20.835	63.141
73151191	Articulated link chain and parts thereof; transmission type roller chain, of a pitch length of not less than 6 mm and not more than 32 mm of iron or steel	7	16	205	6.290
73151199	Articulated link chain and parts thereof; transmission type roller chain, of a pitch length more than 32 mm of iron or steel	38.254	74.457	130.633	241.664
73151210	Articulated link chain and parts thereof; bicycle or motorcycle non roller chain of iron or steel	21	29	45	175
73151290	Articulated link chain and parts thereof; other than bicycle or motorcycle non roller chain of iron or steel	10	793	20	2.367
73151910	Articulated link chain and parts thereof; parts of bicycle or motorcycle chain	15	31	242	1.073
73151990	Articulated link chain and parts thereof; parts of other than bicycle or motorcycle chain	1	1	232	232
73152000	Skid chain of iron or steel	-	3.700	-	3.341
73158200	Chain of iron or steel; other than articulated link chain; other than stud-link chain; welded link	-	108	-	2.447
73158990	Chain of iron or steel; other than articulated link chain; other than in subheading of 731581 and 731582; other than bicycles or motorcycle chain	239	2.542	343	20.637
73159020	Parts of bicycle or motorcycle chain of iron or steel	30	30	60	60
73159090	Parts of chain of iron or steel; other than parts of bicycle or motorcycle chain	260.438	1.059.842	877.674	3.632.492
73160000	Anchors, grapnels and parts thereof, of iron or steel	22.610	1.004.092	23.486	279.660
73170010	Wire nails of iron or steel	502	791	149	323
73170020	Staples of iron or steel	1	1	1	1
73170090	Nails, tacks, drawing pins, corrugated nails, staples & similar articles, of iron/ steel, whether/ not with heads of other material; other than wires nails, staples, dog spikes for sleepers, gang nails	382	1.573	1.157	6.378
73181100	Threaded articles; coach screws	1.192	1.342	74	163
73181210	Threaded articles; other wood screws having a shank of an external diameter not exceeding 16 mm	2.328	2.328	6.870	6.870
73181290	Threaded articles; other wood screws having a shank of an external diameter exceeding 16 mm	84	4.388	5.718	11.710
73181300	Threaded articles; screw hooks and screw rings	2	933	493	5.334
73181410	Threaded articles; self-tapping screws, having a shank of an external diameter not exceeding 16 mm	6.049	6.766	27.774	35.312
73181490	Threaded articles; self-tapping screws, having a shank of an external diameter exceeding 16 mm	10.469	36.443	61.943	186.544
73181510	Threaded articles; other screws and bolts, whether or not with their nuts or washers, having a shank of an external diameter not exceeding 16 mm	434.850	1.069.540	1.509.401	3.746.636

Tabel 3 : Ekspor Indonesia menurut Komoditi ( Kode HS 8 digit )

Maret 2023

Kode H S	Uraian golongan barang	Berat bersih (Kg)		Nilai F.O.B. ( U S \$ )	
		Bulan ini	Kumulatif	Bulan ini	Kumulatif
(1)	(2)	(3)	(4)	(5)	(6)
73181590	Threaded articles; other screws and bolts, whether or not with their nuts or washers, having a shank of an external diameter exceeding 16 mm	646.036	1.717.957	3.710.731	10.327.405
73181610	Threaded articles; nuts, whether or not with their nuts or washers, having a shank of an external diameter not exceeding 16 mm	191.298	501.413	1.481.347	3.802.685
73181690	Threaded articles; nuts, whether or not with their nuts or washers, having a shank of an external diameter exceeding 16 mm	46.295	162.972	490.444	2.172.929
73181910	Threaded articles; having a shank of an external diameter not exceeding 16 mm; other than those of subheading 731811 - 731816	225.308	623.078	40.888	107.864
73181990	Threaded articles; having a shank of an external diameter exceeding 16 mm; other than those of subheading 731811 - 731816	1.369	4.340	12.086	42.299
73182100	Non-threaded articles; spring washers and other lock washers	147	3.012	3.686	33.006
73182200	Non-threaded articles; other washers	26.801	72.051	315.124	893.270
73182310	Non-threaded articles; rivets having an external diameter not exceeding 16 mm	1.538	5.350	5.381	18.107
73182390	Non-threaded articles; rivets having an external diameter exceeding 16 mm	1.023	2.908	27.233	83.766
73182400	Non-threaded articles; cotters and cotter-pin	3.490	7.838	32.309	82.499
73182910	Non-threaded articles; having a shank of an external diameter not exceeding 16 mm; other than those of subheading 731821 - 731824	15.442	34.277	131.096	314.924
73182990	Non-threaded articles; having a shank of an external diameter exceeding 16 mm; other than those of subheading 731821 - 731824	95.733	267.506	661.366	1.810.567
73194010	Safety pins	7.685	15.305	9.611	19.509
73194020	Other pins	3.292	8.839	20.526	84.084
73199010	Sewing, darning or embroidery needles	4.007	4.033	1.326	1.396
73199090	Other sewing needles, knitting needles, bodkins, crochet hooks, embroidery stilettes and similar articles, for use in the hand, of iron or steel; safety pins and other pins of iron or steel, NEC	194	5.889	5.074	31.818
73201011	Leaf-springs and leaves; suitable for use on motor vehicles of heading 8702, 8703 or 8704	3.659.707	10.908.015	7.032.474	20.606.077
73201012	Leaf-springs and leaves; suitable for use on other motor vehicles	104.445	390.576	287.304	1.074.508
73201019	Springs and leaves for springs suitable for use on machinery of heading 8429 or 8430	47.818	110.840	88.077	204.111
73201090	Other leaf-springs and leaves	151.450	327.520	289.239	621.445
73202011	Helical springs for motor vehicles	72.595	237.672	412.044	1.341.206
73202012	Helical springs for earth-moving machinery	268	337	5.367	8.182
73202019	Helical springs; suitable for use on motor vehicles or machinery of heading 8429 or 8430; other than for motor vehicles or earth-moving machinery	4.559	4.603	46.227	51.493
73202090	Helical springs; not suitable for use on motor vehicles or machinery of heading 8429 or 8430	43.679	108.162	153.569	401.281
73209010	Other springs and leaves for springs, of iron or steel; suitable for use on motor vehicles	3.878	10.422	27.223	75.420
73209090	Other springs and leaves for springs, of iron or steel; not suitable for use on motor vehicles	384.205	1.016.452	721.301	1.984.047
73211100	Cooking appliances and plate warmers; for gas fuel or for both gas and other fuels	92.097	189.276	592.340	1.208.099
73211200	Cooking appliances and plate warmers; for liquid fuel	1.134	3.349	1.434	3.486
73211990	Cooking appliances and plate warmers; other than for gas/gas and both gas & other/liquid/solid fuel	-	5.152	-	29.388
73218100	Other appliances; for gas fuel or for both gas and other fuels	6	6	15	15
73218200	Other appliances; for gas liquid fuel	6	896	5	1.456



Tabel 3 : Ekspor Indonesia menurut Komoditi ( Kode HS 8 digit )

Maret 2023

Kode H S	Uraian golongan barang	Berat bersih (Kg)		Nilai F.O.B. ( U S \$ )	
		Bulan ini	Kumulatif	Bulan ini	Kumulatif
(1)	(2)	(3)	(4)	(5)	(6)
73218900	Other appliances; other than for gas fuel or for both gas and other fuels/liquid fuel; including appliances for solid fuel	-	104	-	1.170
73219010	Parts of kerosene stoves	929	4.644	1.573	5.086
73219029	Parts Of cooking appliances and plate warmers using gas fuel; other than burner; components made by stamping or pressing processes	15.496	30.765	46.032	110.257
73219090	Other parts of stoves, ranges, grates, cookers, barbecues, braziers, gas-rings, plate warmers & similar non-electric domestic appliances, of iron/steel	16.947	17.832	47.817	68.805
73221100	Radiators and parts thereof; of cast iron	290	390	10.000	13.049
73229000	Air heaters & hot air distributors (incl distributors which can also distribute fresh/conditioned air), not electrically heated, incorporating a motor-driven fan/blower, & parts thereof, of iron/steel	27.143	31.015	26.878	28.875
73231000	Iron or steel wool; pot scourers and scouring or polishing pads, gloves and the like	7.619	27.993	34.710	127.526
73239110	Kitchenware and parts thereof; of cast iron, not enamelled	12.016	33.020	21.989	67.132
73239190	Household articles other than kitchenware and ashtrays and parts thereof; of cast iron, not enamelled	103	1.189	81	36.947
73239200	Household articles and parts thereof; of cast iron, enamelled	6.516	6.557	68.362	76.916
73239310	Kitchenware and parts thereof; of stainless steel	63.699	142.668	599.161	1.506.492
73239320	Ashtrays and parts thereof; of stainless steel	-	1	-	100
73239390	Household articles other than kitchenware and ashtrays and parts thereof; of stainless steel	25.352	62.814	485.695	1.457.390
73239400	Household articles and parts thereof; of iron (other than cast iron) or steel, enamelled	95.866	212.603	421.937	1.271.087
73239910	Kitchenware; of iron other than stainless steel and cast iron	39.321	47.131	49.874	58.298
73239920	Ashtray; of iron other than stainless steel and cast iron	-	15	-	41
73239990	Tableware, kitchenware or other household articles and parts thereof; of iron other than stainless steel and cast iron	60.773	178.367	325.372	882.502
73241010	Kitchen sinks; of stainless steel	4.300	5.130	45.808	52.564
73241090	Wash basins; of stainless steel	3.704	11.854	47.907	169.216
73242110	Bathtubs having rectangular or oblong interior shape; of cast iron, whether or not enamelled	370	435	7.920	8.050
73242190	Bathtubs having other than rectangular or oblong interior shape; of cast iron, whether or not enamelled	-	46	-	1.608
73242990	Bathtubs having other than rectangular or oblong interior shape; of not cast iron, whether or not enamelled	613	1.417	22.570	44.988
73249010	Flushing water closets or urinals (fixed type)	350	1.069	3.923	8.071
73249091	Parts of kitchen sinks or bathtubs	4.791	4.793	4.081	4.370
73249099	Other sanitary ware and parts thereof; of iron or steel other than sinks and wash basins, baths, flushing water closets (fixed type)	8.134	25.720	104.409	382.421
73251020	Manhole covers, gratings and frames therefor; of non-malleable cast iron	232	13.892	15.086	42.082
73251090	Other cast articles of iron or steel; of non-malleable iron other than manhole covers, gratings, frames therefor, spouts and cups for latex collection	12.649	42.350	87.794	249.403
73259920	Manhole covers, gratings and frames therefor; of non-malleable cast iron	1	41	5	13
73259990	Manhole covers, gratings and frames therefor; of malleable cast iron	325.167	688.791	1.101.861	1.992.937
73261100	Grinding balls and similar articles for mills forged or stamped, but not further worked	957.000	1.618.176	1.002.033	1.762.057
73261900	Other articles of iron or steel, other than grinding balls and similar articles for mills, forged or stamped but not further worked	963.394	2.408.568	7.872.379	21.909.029
73262050	Poultry cages and the like; of iron or steel wire	96	188	504	1.581
73262060	Rat traps; of iron or steel wire	-	17	-	8
73262070	Wire mesh curtain and blinds; of iron or steel wire	115	199	876	1.632

Tabel 3 : Ekspor Indonesia menurut Komoditi ( Kode HS 8 digit )

Maret 2023

Kode H S	Uraian golongan barang	Berat bersih (Kg)		Nilai F.O.B. ( U S \$ )	
		Bulan ini	Kumulatif	Bulan ini	Kumulatif
(1)	(2)	(3)	(4)	(5)	(6)
73262090	Articles of iron or steel wire other than poultry cages and the like or rat traps or wire mesh curtain and blinds	2.102.305	5.279.178	3.823.317	10.488.104
73269010	Ships' rudders; of iron or steel	4.010	5.048	9.934	13.640
73269030	Stainless steel clamp assemblies with rubber sleeves of a kind used for hubless cast iron pipes and pipe fittings; of iron or steel	29.775	57.716	176.816	594.563
73269060	Bunsen burners ; of iron or steel	62	78	413	1.218
73269070	Horseshoes; riding boot spurs; of iron or steel	2.298	3.899	186.687	312.643
73269091	Cigarette cases and boxes; of iron or steel	48.000	162.809	50.118	220.826
73269099	Other articles of iron or steel, n.e.c. in heading 7326	1.018.294	3.992.294	6.186.611	20.512.228
74010010	Copper mattes	464.746	3.486.668	557.695	4.067.586
74031100	Cathodes and sections of cathodes; of refined copper	13.287.942	34.056.091	117.468.913	303.384.218
74031200	Wire-bars; of refined copper	-	0	-	11
74031900	Copper alloys; unwrought	200.041	375.062	1.740.410	3.288.074
74032100	Copper-zinc base alloys (brass)	1.638.277	4.263.442	9.007.513	23.307.739
74032200	Copper-tin base alloys (bronze)	296.378	650.886	2.326.397	5.405.323
74032900	Copper alloys; other than brass or bronze or master alloys of heading 7405	-	9.550	-	106.194
74040000	Copper waste and scrap	2.541.836	7.809.966	20.455.964	61.443.697
74062000	Copper flakes; of lamellar structure	44.244	133.042	377.244	1.247.854
74071030	Profiles; of refined copper	405	24.555	20.880	266.233
74071049	Bars and rods other than square or rectangular cross-section; of refined copper	457.829	1.200.768	4.264.559	10.624.485
74072100	Bars, rods and profiles, of copper-zinc base alloys (brass)	449.514	1.042.738	3.713.157	8.295.661
74072900	Bars, rods and profiles, of copper alloys other than copper-zinc base alloys (brass)	135.779	135.956	871.550	877.143
74081130	Copper wire which the maximum cross-sectional dimension exceed 8 mm but not exceed 14 mm; of refined copper	2.404.382	6.710.367	22.794.815	63.071.293
74081190	Copper wire which the maximum cross-sectional dimension does exceed 14 mm; of refined copper	2.516.000	7.100.084	21.152.404	59.510.350
74081990	Copper wire of refined copper of which the maximum cross-sectional dimension ≤ 6 mm other than plated or coated with gold or silver	2.524.391	5.546.523	23.314.741	51.341.015
74082100	Copper wire of copper-zinc base alloys (brass); of cooper alloys	137.030	401.840	1.059.761	3.066.648
74082990	Copper wire of cooper alloys other than brass or cupro-nickle or nickle-silver or bronze	275	96.275	2.095	820.851
74091900	Copper plates, sheets and strip of a thickness exceeding 0.15 mm; of refined copper, not in coils	595	16.905	10.281	73.124
74092100	Copper plates, sheets and strip of a thickness exceeding 0.15 mm; of copper-zinc base alloys (brass), in coils	75.938	90.458	619.024	724.184
74092900	Copper plates, sheets and strip of a thickness exceeding 0.15 mm; of copper-zinc base alloys (brass), not in coils	1.501	2.817	37.383	78.485
74093900	Copper plates, sheets and strip of a thickness exceeding 0.15 mm; of copper-tin base alloys (bronze), not in coils	772	3.544	6.848	40.642
74094000	Copper plates, sheets and strip of a thickness exceeding 0.15mm; of copper-nickel base alloys (cupro-nickel) or copper-nickel-zinc base alloys (nickel silver)	68	109	23.918	38.281
74099000	Copper plates, sheets and strip, of a thickness exceeding 0.15mm; of copper alloys	2.846	2.950	17.053	52.687
74101110	Copper clad laminate for manufacturing printed circuit boards of a thickness (excluding any backing) not exceeding 015 mm; of refined copper, not backed	-	2	-	937
74101190	Copper clad laminate for manufacturing printed circuit boards of a thickness (excluding any backing) exceeding 015 mm; of refined copper, not backed	-	377	-	22.331
74101200	Copper foil (whether or not printed) not backed with paper, paperboard, plastics or similar backing materials), of a thickness (excluding any backing) not exceeding 015 mm; of copper alloys	-	11	-	550
74111000	Copper tubes and pipes; of refined copper	-	1.710	-	903

Tabel 3 : Ekspor Indonesia menurut Komoditi ( Kode HS 8 digit )

Maret 2023

Kode H S	Uraian golongan barang	Berat bersih (Kg)		Nilai F.O.B. ( U S \$ )	
		Bulan ini	Kumulatif	Bulan ini	Kumulatif
		(3)	(4)	(5)	(6)
74112100	Copper tubes and pipes of copper alloys; of copper-zinc base alloys (brass)	162	232	1.053	3.095
74112900	Copper tubes and pipes; of copper alloys of other than copper-zinc, copper-nickel base alloys (cupro-nickel) or copper-nickel-zinc base alloys (nickel-silver))	285	391	6.440	6.532
74122020	Hose fittings, copper tube or pipe fittings; of copper alloys	-	12	-	373
74122091	Tube or pipe fittings of copper-zinc base alloys (brass), other than hose fittings	10.503	25.357	129.585	363.956
74122099	Tube or pipe fittings other than of copper-zinc base alloys (brass), other than hose fittings	30.306	1.389.220	586.461	1.793.760
74130011	Cables; of copper not electrically insulated of a diameter not exceeding 2828 mm	14	18	2.813	2.833
74130019	Stranded wire, plaited bands and the like; of copper not electrically insulated Of a diameter not exceeding 2828 mm	-	0	-	1
74130091	Cables; of copper electrically insulated of a diameter exceeding 2828 mm	29	168	120	2.859
74130099	Stranded wire, plaited bands and the like; of copper electrically insulated of a diameter exceeding 2828 mm	8	13	560	598
74151010	Nails (other than those of heading 8305); of copper or of iron or steel with heads of copper	185	20.185	205	160.205
74151020	Staples (other than those of heading 8305); of copper or of iron or steel with heads of copper	2	2	8	8
74151090	Tacks, drawing pins (other than those of heading 8305); of copper or of iron or of steel with heads of copper	647	1.484	37.425	62.772
74152100	Washers (including spring washers) not threaded (other than those of heading 8305); of cooper	242	797	615	2.800
74152900	Rivets, cotters, cotter-pins and similar articles, not threaded (other than those of heading 8305); of cooper	64	128	6.547	12.951
74153310	Screws threaded (other than those of heading 8305); of copper	1.502	4.585	76.259	270.153
74153320	Bolts and nuts threaded (other than those of heading 8305); of copper	987	11.279	4.558	29.931
74153900	Other threaded articles (other than those of heading 8305 and 7514); of copper	23.476	56.232	159.083	343.967
74181010	Pot scourers and scouring or polishing pads, gloves and the like; of copper	-	300	-	254
74181030	Cooking or heating apparatus of a kind used for household purposes, non-electric and parts thereof; of copper	6.619	13.756	30.462	76.722
74181090	Other household articles and parts thereof; of copper	59	1.578	2.222	19.552
74182000	Sanitary ware and parts thereof; of copper	61	5.610	895	64.630
74192010	Chain and parts thereof, cast, moulded, stamped or forged, but not further worked; of copper	-	27	-	250
74192090	Articles of copper oth than chain & parts thereof or reservoirs or tanks or vats & similar containers not fitted with mechanical/thermal equipment; cast/moulded/stamped/forged, but not further worked	0	200	2	1.448
74198010	Chain and parts thereof of copper; other than cast, moulded, stamped or forged, but not further worked	-	2	-	1
74198029	Grill and netting; of copper wire	796	2.071	14.369	51.079
74198030	Springs of copper	-	2	-	58
74198040	Cigarette cases or boxes; of expanded metal of copper	-	4	-	467
74198050	Cooking or heating apparatus, other than of a kind used for domestic purposes, and parts thereof; of expanded metal of copper	9.291	11.802	8.203	11.191
74198060	Articles specially designed for use during religious rites; of expanded metal of copper	-	30	-	15
74198080	Reservoirs, tanks, vats and similar containers not fitted with mechanical or thermal equipment of a capacity of 300 l or less; of expanded metal of copper	-	1.400	-	12.429
74198090	Other articles of copper n.e.c. of heading 7419	571	1.962	42.844	163.804
75011000	Nickel mattes	24.259.047	81.459.039	355.991.879	1.223.486.948

Tabel 3 : Ekspor Indonesia menurut Komoditi ( Kode HS 8 digit )

Maret 2023

Kode H S	Uraian golongan barang	Berat bersih (Kg)		Nilai F.O.B. ( U S \$ )	
		Bulan ini	Kumulatif	Bulan ini	Kumulatif
(1)	(2)	(3)	(4)	(5)	(6)
75012000	Nickel oxide sinters and other intermediate products; of nickel metallurgy	55.749.901	175.001.893	189.859.030	592.099.266
75030000	Nickel waste and scrap	13.823	127.048	204.637	1.179.553
75052200	Wire; of nickel alloys	392	2.707	3.630	91.049
75062000	Plates, sheets, strip and foil; of nickel alloyed	2	6	10	40
75089030	Bolts and nuts; of nickel	6	78	91	338
75089050	Electroplating anodes, including those produced by electrolysis; of nickel	1.238	1.241	1.586.343	1.586.348
75089090	Other articles of nickel	4.348	14.086	409.028	981.250
76011000	Unwrought aluminium, not alloyed	258	52.021	224	262.720
76012000	Unwrought aluminium, alloyed	5.631.472	15.304.063	12.953.255	34.834.143
76020000	Aluminium waste and scrap	959.680	3.352.557	1.142.294	4.412.363
76032020	Aluminium powders; of lamellar structure	120.000	340.000	9.651	28.524
76041010	Bars and rods; of aluminium not alloyed	101.325	142.367	311.380	418.895
76041090	Profiles of aluminium not alloyed	32.191	74.911	144.321	322.723
76042110	Hollow profiles of a kind suitable for making cooling coils of motor vehicle air conditioning machines; of aluminium alloys	32	163	1.422	5.615
76042120	Aluminium spacers for doors and windows; of aluminium alloys	2	4	568	1.022
76042190	Other hollow profiles of aluminium alloys	894.053	2.290.181	3.555.553	9.064.244
76042910	Extruded bars and rods; of aluminium alloys	2.645.645	7.203.521	10.865.047	29.177.300
76042990	Other extruded bars, rods and profiles; of non aluminium alloys	6.984	15.672	45.060	97.206
76051100	Aluminium wire of which the maximum cross-sectional dimension exceeds 7 mm; of aluminium not alloyed	510.750	1.343.149	1.544.473	4.000.297
76051990	Other aluminium wire of aluminium not alloyed	39.709	207.517	158.636	760.476
76052910	Aluminium wire of a diameter not exceeding 0254 mm; of aluminium alloyed	-	24	-	7
76052990	Other aluminium wire; of aluminium alloyed	74.058	142.697	249.779	470.799
76061110	Aluminium plates, sheets and strip, of a thickness exceeding 0.2 mm; rectangular (including square) plain or figured by rolling or pressing, not otherwise surface treated; of aluminium not alloyed	112.405	450.828	375.308	1.453.509
76061190	Aluminium plates, sheets and strip, of a thickness not exceeding 0.2 mm; rectangular (including square) plain or figured by rolling or pressing, not otherwise surface treated; of aluminium not alloyed	23.899	111.151	93.053	235.761
76061220	Aluminium plates, not sensitised, of a kind used in the printing industry; of aluminium alloys, of a thickness exceeding 02 mm	457	979	20.205	39.362
76061239	Rectangular aluminium sheet of alloys, not surface worked, of a thickness exceeding 0.2 mm	1.929	3.603	5.285	14.620
76061290	Rectangular aluminium strip of alloys, of a thickness exceeding 0.2 mm	13	215.375	360	707.596
76069100	Aluminium plates, sheets and strip, thickness exceeding 0.2mm, not rectangular, not alloyed	19.603	19.939	84.747	102.389
76069200	Aluminium plates, sheets and strip, thickness exceeding 0.2mm, not rectangular, of aluminium alloys	497.986	1.277.139	1.473.528	3.815.307
76071100	Aluminium foil rolled but not further worked of a thickness (excluding any backing) not exceeding 02 mmnn, not backed	1.510.721	4.451.346	6.326.142	18.752.753
76071900	Aluminium foil rolled but not further worked of a thickness (excluding any backing) exceeding 02 mmnn, not backed	228.918	263.674	155.212	222.027
76072010	Aluminium foil for thermal insulation, backed	14.591	32.176	52.508	107.011
76072091	Aluminium foil printed with patterns, or in gold or silver colour, backed	-	1	-	16
76072099	Aluminium foil not for thermal insulation, backed	47.243	106.472	386.119	902.697
76081000	Aluminium tubes and pipes; of aluminium, not alloyed	47	202	2.256	5.413
76082000	Aluminium tubes and pipes; of aluminium, alloys	149.678	422.987	854.750	2.251.011
76090000	Aluminium tube or pipe fittings (for example, couplings, elbows, sleeves)	3.118	30.524	97.175	339.781

Tabel 3 : Ekspor Indonesia menurut Komoditi ( Kode HS 8 digit )

Maret 2023

Kode H S	Uraian golongan barang	Berat bersih (Kg)		Nilai F.O.B. ( U S \$ )	
		Bulan ini	Kumulatif	Bulan ini	Kumulatif
(1)	(2)	(3)	(4)	(5)	(6)
76101010	Aluminium structure for doors & their frames & thresholds for doors	111.631	295.427	735.777	2.107.794
76101090	Aluminium structure for windows & their frames & thresholds for windows	88.529	227.414	449.957	1.178.459
76109030	Aluminium structure for internal or external floating roofs for petroleum storage tanks	1	1	0	0
76109091	Aluminium structure for Bridges and bridge-sections; towers or lattice masts	5.163	15.407	28.938	87.139
76109099	Other aluminium plates, rods, profiles, tubes and the like, prepared for use in structures	273.966	835.722	1.274.175	3.919.561
76110000	Aluminium reservoirs,tanks,vats&similar containers,for any material oth than compressed/liquefied gas, of a capacity>300 l, whether/not lined/ heat- insulated, not fitted wh mechanical/thermal equip	23.024	32.436	35.601	64.095
76121000	Aluminium collapsible tubular containers	7.411	17.539	131.445	280.258
76129010	Aluminium seamless containers of a kind suitable for fresh milk	-	1	-	3
76129090	Other aluminium casks, drums, cans, boxes and containersfor any material	878.158	2.337.987	3.713.795	10.116.996
76130000	Aluminium containers for compressed or liquefied gas	14.574	29.051	109.778	240.109
76141011	Cables with steel core of a diameter not exceeding 253 mm	-	140	-	1.656
76141019	Cables of aluminium not electrically insulated with steel core a diameter exceeding 28.28 mm	6.943	20.018	240.426	671.420
76149011	Cables of aluminium not electrically insulated, without steel core of diameter not exceeding 25.3 mm	13.376	312.774	45.794	2.370.599
76149019	Cables of aluminium not electrically insulated without steel core of a diameter exceeding 28.28 mm	1	1	90	90
76149090	Stranded wire plaited bands and the like of aluminium not electrically insulated without steel core	47.000	357.955	220.000	730.044
76151010	Pot scourers and scouring or polishing pads, gloves and the like; of aluminium	575	629	115	589
76151090	Tableware, kitchenware or Other household articles and parts thereof; of aluminium	61.302	216.698	449.704	1.585.090
76152090	Other sanitary ware and parts thereof; of aluminium	1.002	3.795	21.212	53.304
76161010	Nails (other than those of heading 8305); of aluminium	35	35	14	14
76161020	Staples (other than those of heading 8305), hooks, bolts and nuts; of aluminium	7	110	808	8.642
76161090	tacks, screws,screw hooks, rivets, cotters, cotter-pins, washers and similar articles :of aluminium	1.309	4.945	53.455	141.931
76169100	Cloth, grill, netting and fencing; of aluminium wire	-	1.445	-	1.872
76169930	Aluminium Slugs, round, of such dimension that the thickness exceeds one-tenth of the diameter	-	2	-	10
76169940	Bobbins, spools, reels and similar supports for textile yarn; of aluminium	23.381	83.568	36.884	58.156
76169951	Venetian blinds of aluminium	3.459	10.230	50.469	121.245
76169959	Blinds other than venetian blinds of aluminium	16.592	87.930	86.874	461.108
76169960	Spouts and cups of a kind used for latex collection; of aluminium	716	716	600	600
76169980	Expanded metal; of aluminium	9.322	34.299	77.071	241.781
76169990	Other articles of aluminium	200.927	635.495	1.104.998	3.716.860
78011000	Unwrought refined lead	151.720	151.720	345.443	345.443
78019900	Unrefined lead containing by weight antimony not as the principal other elemen	1.900.708	2.783.658	2.229.242	3.197.512
78041900	Lead plates	-	1	-	48
78060020	Lead bars, rods, profiles and wire	20.000	100.620	289.772	1.306.139
78060030	Lead tubes, pipes and tube or pipe fittings (for example, couplings, elbows, sleeves)	-	2	-	20
78060040	Lead wool; washers; electroplating anodes	-	1.700	-	17.882
78060090	Other articles of lead	-	3.882	-	42.245
79011100	Unwrought zinc, not alloyed containing by weight 9999 % or more of zinc	22	22	44	44

Tabel 3 : Ekspor Indonesia menurut Komoditi ( Kode HS 8 digit )

Maret 2023

Kode H S	Uraian golongan barang	Berat bersih (Kg)		Nilai F.O.B. ( U S \$ )	
		Bulan ini	Kumulatif	Bulan ini	Kumulatif
(1)	(2)	(3)	(4)	(5)	(6)
79011200	Unwrought zinc, not alloyed containing by weight less than 9999 % of zinc	121.093	262.452	333.531	736.040
79012000	Zinc alloys	49.919	170.248	130.150	455.032
79020000	Zinc waste and scrap	409.401	1.373.375	840.591	3.005.430
79031000	Zinc dust	313.316	1.125.034	1.148.685	4.109.514
79039000	Zinc powders and flakes	100.162	400.162	81.640	284.140
79050040	Zinc plates, sheets, strip and foil of a thickness not exceeding 015 mm	393	878	574	1.565
79050090	Zinc plates, sheets, strip and foil of a thickness exceeding 015 mm	6	19	186	432
79070030	Gutters, roof capping, skylight frames and other fabricated building components; of zinc	4.236	22.511	1.376	9.643
79070092	Other household articles; of zinc	172	543	581	1.745
79070093	Electroplating anodes; stencil plates; nails, tacks, nuts, bolts, screws, rivets and similar fastening; zinc calots for the manufacture of batteries of zinc	-	815	-	2.464
79070099	Other articles of zinc n.e.c. of subheading 7907	289.280	782.402	349.791	824.336
80011000	Unwrought tin, not alloyed	4.573.942	9.284.313	113.606.999	243.278.127
80012000	Unwrought tin, alloyed	4	4	21	21
80030010	Tin bars and rods for soldering	45.345	156.761	1.208.615	3.986.726
81019600	Wire; of tungsten (wolfram}	145	407	489	606
81019700	Waste and scrap; of tungsten (wolfram}	12.973	51.035	288.915	1.087.704
81019910	Bars and rods, other than those obtained simply by sintering; profiles, sheets, strip and foil; of tungsten (wolfram}	-	0	-	19
81019990	Other articles of tungsten (wolfram}	1	8	3	2.334
81029600	Wire; of molybdenum	-	10	-	10
81033000	Waste and scrap; of tantalum	2.432	7.393	216.513	634.176
81039100	Crucibles; of tantalum	-	2	-	2.993
81042000	Waste and scrap of magnesium	-	151.804	-	298.266
81043000	Raspings, turnings and granules, graded according to size; powders of magnesium	126	126	814	814
81053000	Waste and scrap of cobalt	-	1.269	-	24.012
81059000	Cobalt mattes and other intermediate products of cobalt metallurgy	-	0	-	86
81083000	Waste and scrap; of titanium	-	3.803	-	19.737
81089000	Other articles of titanium	2	5.483	101	43.567
81110010	Waste and scrap; of manganese	6.540.000	16.465.000	13.291.200	33.538.200
81121900	Articles of beryllium; other than waste and scrap; wrought	-	9	-	1.127
81130000	Cermets and articles thereof, including waste and scrap	20	20	1.704	1.704
82011000	Hand tools; Spades and shovels	3	159	45	124
82013010	Hand tools; Hoes and rakes	-	3	-	75
82013090	Hand tools; Mattocks, picks	2.129	2.188	841	1.229
82014000	Hand tool; axes, bill hooks and similar hewing tools	6	6	17	17
82015000	Hand tool; Secateurs and similar one-handed pruners and shears (including poultry shears)	8	35	73	327
82019000	hand tools; forks, scythes, sickles, hay knives, timber wedges, and other hand tools of a kind used in agriculture, horticulture or forestry n.e.c. in heading 8201	56	21.879	1.639	165.298
82021000	Hand saws	534	580	4.745	4.756
82022000	Band saw blades	-	24	-	95
82023100	Circular saw blades (including slitting or slotting saw blades) with working part of steel	7.472	13.385	281.807	503.863
82023900	Circular saw blades (including slitting or slotting saw blades) with working part of materials other than steel	7.007	31.016	250.000	960.187
82024000	Chain saw blades	16	16	20	20
82029100	Straight saw blades, for working metal	13	13	337	337
82029910	Straight saw blades, not for working metal	35	38	100	115
82029990	Saw blades parts	59.201	205.219	663.659	2.227.979
82031000	Files, rasps and similar tools	5.695	36.199	55.787	200.006
82032000	Pliers (including cutting pliers), pincers, tweezers and similar tools	1.066	1.982	14.868	31.736

Tabel 3 : Ekspor Indonesia menurut Komoditi ( Kode HS 8 digit )

Maret 2023

Kode H S	Uraian golongan barang	Berat bersih (Kg)		Nilai F.O.B. ( U S \$ )	
		Bulan ini	Kumulatif	Bulan ini	Kumulatif
(1)	(2)	(3)	(4)	(5)	(6)
82033000	Metal cutting shears and similar tools	4	106	1.104	18.882
82034000	Pipe-cutters, bolt croppers, perforating punches and similar tools	61	370	381	4.636
82041100	Hand-operated spanners and wrenches; non-adjustable	2.654	6.947	16.557	56.889
82041200	Hand-operated spanners and wrenches; adjustable	445	1.065	3.936	10.604
82042000	Interchangeable spanner sockets, with or without handles	4.164	6.137	33.297	48.086
82051000	Drilling, threading or tapping tools, hand operated	6.604	15.410	9.264	34.579
82052000	Hammers and sledge hammers	111	408	1.388	2.103
82053000	Planes, chisels, gouges and similar cutting tools for working wood	19	31	187	232
82054000	Screwdrivers	233	733	3.282	8.123
82055100	Household tools	157	519	1.553	8.088
82055900	Glaziers' diamondstools	4.921	18.525	150.039	400.644
82056000	Blow lamps	14	56	200	1.608
82057000	Vices, clamps and the like	7.628	33.681	90.965	376.574
82059000	Other hand tool including sets of articles of two or more subheadings of this heading	12.573	12.876	392.551	402.608
82060000	Tools of two or more of the headings 8202 to 8205, put up in sets for retail sale	662	11.838	10.741	78.770
82071300	Rock drilling or earth boring tools with working part of cermets	-	36	-	10.722
82071900	Rock drilling or earth boring tools without working part of cermets, Interchangeable tools for hand tools including parts	5.370	11.203	24.203	267.840
82072000	Dies for drawing or extruding metal Interchangeable tools for hand tools	30.995	75.136	69.015	183.292
82073000	Tools for pressing, stamping or punching Interchangeable tools for hand tools	62.669	167.259	756.612	2.028.924
82074000	Tools for tapping or threading Interchangeable tools for hand tools	39	975	447	19.516
82075000	Tools for drilling, other than for rock drilling Interchangeable tools for hand tools	17.524	32.843	646.263	1.530.800
82076000	Tools for boring or broaching Interchangeable tools for hand tools	11	390	3.729	7.861
82077000	Tools for milling Interchangeable tools for hand tools	6.469	20.108	1.069.673	3.465.427
82078000	Tools for turning Interchangeable tools for hand tools	24	84	14.926	48.756
82079000	Screw driving, interchangeable tools	55.148	174.489	345.786	1.921.662
82081000	Knives and cutting blades for metal working	19	23	279	2.227
82082000	Knives and cutting blades for wood working	132.380	289.898	1.143.082	2.566.732
82083000	Knives and cutting blades for kitchen appliances or for machines used by the food industry	9	678	174	23.888
82089000	Knives and cutting blades, other than for metal working or wood working or for kitchen appliances or machines used by the food industry or agricultural, horticultural or forestry machines	1.367	5.504	68.822	413.419
82090000	Plates, sticks, tips and the like for tools, unmounted, of cermets	324	1.307	40.584	159.318
82100000	Hand-operated mechanical appliances, weighing 10 kg or less, used in the preparation, conditioning or serving of food or drink	140	1.009	10	12.626
82111000	Sets of assorted articles knives with cutting blades, serrated or not other than knives of heading 8208	3	3	24	24
82119100	Table knives having fixed blades serrated or not other than knives of heading 8208	9.200	17.207	140.256	272.052
82119250	Knives having fixed blades of a kind used for agriculture, horticulture or forestry serrated or not other than knives of heading 8208	98	198	1.358	3.404
82119299	Knives having fixed blades excluding table knives or of a kind used for agriculture, horticulture or forestry or hunting, diving, and scouts' knives	100	3.658	480	92.250

Tabel 3 : Ekspor Indonesia menurut Komoditi ( Kode HS 8 digit )

Maret 2023

Kode H S	Uraian golongan barang	Berat bersih (Kg)		Nilai F.O.B. ( U S \$ )	
		Bulan ini	Kumulatif	Bulan ini	Kumulatif
(1)	(2)	(3)	(4)	(5)	(6)
82119321	Knives having other than fixed blades of a kind used for agriculture, horticulture or forestry with handle of base metal	7	8	200	202
82119329	Knives having other than fixed blades of a kind used for agriculture, horticulture or forestry with handle other than of base metal	38	48	1.024	4.613
82119330	Flick knives or spring knives; penknives with blades of 15 cm or more in length	54	54	160	160
82119390	Flick knives or spring knives; penknives with blades of 15 cm less in length	3	133	21	15.454
82119490	Blades for knives of a kind used other than for agriculture, horticulture or forestry	-	1	-	194
82119500	Knife handles of base metal	2	3	50	88
82121000	Razors	89	144	2.512	6.213
82122010	Double-edged razor blades	127	501	5.387	26.452
82122090	Safety razor blade blanks in strips	16	42	117	1.984
82130000	Scissors, tailors' shears and similar shears, and blades therefor	906	965	1.919	14.380
82141000	Paper knives, letter openers, erasing knives, pencil sharpeners and blades therefor	6	10	92	190
82142000	Manicure or pedicure sets and instruments (including nail files)	10	39	25	92
82149000	Hair clippers, butchers' or kitchen cleavers, choppers and mincing knives	2.783	8.466	8.023	45.822
82151000	Sets of assorted articles of kitchen and tableware containing at least one article plated with precious metal	-	54	-	717
82152000	Sets of assorted articles similar kitchen or tableware	12.097	29.627	111.822	294.129
82159100	Spoons, forks, ladles, skimmers, cake-servers, fish-knives, butter-knives, sugar tongs and similar kitchen or tableware plated with precious metal	0	0	344	344
82159900	Spoons, forks, ladles, skimmers, cake-servers, fish-knives, butter-knives, sugar tongs and similar kitchen or tableware not plated with precious metal	111.065	336.057	1.771.148	5.069.880
83011000	Padlocks (key, combination or electrically operated); of base metal	239	1.044	9.880	40.883
83012000	Locks of a kind used for motor vehicles; of base metal	58.988	165.355	1.108.782	3.276.026
83013000	Locks of a kind used for furniture; of base metal	155	1.118	661	2.205
83014020	Door locks; of base metal	514	963	1.546	5.518
83014090	Locks not used for motor vehicles or furniture other than handcuffs or door locks	1.725	5.670	15.741	46.215
83015000	Clasps and frames with clasps, incorporating locks; of base metal	87	157	900	1.670
83016000	Parts of padlocks and locks; of base metal	23.685	78.656	477.327	1.467.681
83017000	Keys presented separately of padlocks and lock; of base metal	1.044	2.425	95.297	236.595
83021000	Hinges; of base metal	13.880	53.572	126.116	527.396
83022010	Castors with mounting of base metal of a diameter (including tyres) exceeding 100 mm, but not exceeding 250 mm	-	2	-	16
83022090	Castors with mounting of base metal of a diameter (including tyres) exceeding 250 mm	25.822	118.233	133.295	330.990
83023010	Hasps suitable for motor vehicles; of base metal	17	285	63	573
83023090	mountings, fittings and similar articles suitable for motor vehicles; of base metal	165.622	466.384	832.375	2.576.711
83024131	Hasps suitable for building; of base metal	333	673	10.428	11.038
83024139	Bolts, hooks and eyes, staples of base metal, a kind suitable for building	61	306	1.159	2.020
83024190	Other mountings, fittings and similar articles of base metal suitable for buildings	329.433	923.504	1.439.061	3.935.026
83024220	Hasps; of base metal of a kind suitable for furniture	-	73	-	806
83024290	Bolts, hook and eyes, staples; of base metal, a kind suitable for furniture	141.251	415.416	560.607	1.734.310



Tabel 3 : Ekspor Indonesia menurut Komoditi ( Kode HS 8 digit )

Maret 2023

Kode H S	Uraian golongan barang	Berat bersih (Kg)		Nilai F.O.B. ( U S \$ )	
		Bulan ini	Kumulatif	Bulan ini	Kumulatif
(1)	(2)	(3)	(4)	(5)	(6)
83024910	Mountings, fittings and similar articles; of base metal of a kind suitable for saddlery	176	179	2.999	3.069
83024991	Hasps of base metal a kind suitable for trunks, chests, caskets or the like	10	40	5	2.694
83024999	Base metal fittings and similar articles of a kind suitable for trunks, chests, caskets or the like	64.289	214.019	305.784	1.000.588
83025000	Hat-racks, hat-pegs, brackets and similar fixtures; of base metal	11.760	59.015	158.596	424.220
83026000	Automatic door closers; of base metal	15.083	48.568	69.657	243.384
83030000	Armoured or reinforced safes, strong-boxes and doors and safe deposit lockers for strong-rooms, cash or deed boxes and the like; of base metal	217.298	673.363	561.448	1.710.491
83040010	Filing cabinets and card-index cabinets; of base metal	399	3.860	13.420	28.800
83040091	Paper trays, paper rests, pen trays, office-stamp stands and similar office or desk equipment; of aluminium, other than office furniture of heading 9403	3.032	5.065	8.052	9.527
83040099	Paper trays, paper rests, pen trays, office-stamp stands and similar office or desk equipment; of base metal, other than office furniture of heading 9403	1.274	2.067	2.846	5.804
83051010	Fittings for double loop wire binders; of base metal	30	30	30	30
83051090	Fittings for loose-leaf binders or files other than for double loop wire binder; of base metal	884	1.010	1.676	2.324
83052020	Staples in strips other than for office use (example, upholstery, packaging); of iron or steel	1.171	1.212	2.585	2.925
83052090	Staples in strips of base metal other than iron or steel, not a kind for office use	9	14	43	49
83059010	Paper clips; of base metal	78	202	116	418
83059090	Letter clips, letter corners, indexing tags and similar office articles, of base metal, including parts	73	5.316	407	26.097
83061000	Bells, gongs and the like, non-electric; of base metal	1.854	5.229	43.428	116.263
83062100	Statuettes and other ornaments plated with precious metals	839	5.956	7.718	50.514
83062910	Statuettes and other ornaments; of copper or of lead	36.110	90.943	332.629	866.783
83062920	Statuettes and other ornaments; of nickel	-	1	-	7
83062930	Statuettes and other ornaments; of aluminium	8.128	32.538	83.380	347.995
83062990	Statuetes and other ornamen; of iron or steel	92.761	250.926	638.686	1.717.906
83063010	Photograph, picture or similar frames, mirrors; of copper	466	1.032	2.814	10.548
83063099	Photograph, picture or similar frames; mirrors made of basemetal other than copper	10.279	36.516	45.766	194.553
83071000	Flexible tubing with or without fittings; of iron or steel	44.995	46.693	158.639	216.331
83079000	Flexible tubing with or without fittings; of base metal other than of iron or steel	-	773	-	8.759
83081000	Hooks, eyes, eyelets used for clothing/clothingacc, footwear, jewellery, watches, books, awnings and leather; of base metal	906	4.166	24.660	101.798
83082000	Tubular or bifurcated rivets; of base metal	6	23	6.168	18.093
83089010	Beads including parts; of base metal	3.105	4.998	5.054	15.035
83089090	Clasps, frames with clasps, buckles, buckle-clasps; of base metal	6.458	16.933	141.216	408.168
83091000	Crown corks; of base metal	1.584	1.584	5.502	5.502
83099010	Capsules for bottles; of base metal	-	2	-	1.673
83099020	Top ends; of aluminium cans	18.440	100.262	83.347	602.852
83099070	Other caps for cans; of base metal	47.648	178.088	63.713	365.482
83099089	Bungs for metal drums; bung covers; seals; case corner protectors; of aluminium	0	1.992	9	27.389
83099091	Bottle caps, screw caps; of base metal other than aluminium	5	54	89	740
83099092	Bungs for metal drums; bung covers; seals; case corner protectors; of base metal other than aluminium	2.735	35.338	17.266	154.509
83099099	Other packing accessorie; of base metal	6.460	42.974	117.837	424.791
83100000	Sign-plates, name-plates, address-plates and similar plates, numbers, letters and other symbols, of base metal, excluding those of heading 9405	340	5.423	10.030	78.243

Tabel 3 : Ekspor Indonesia menurut Komoditi ( Kode HS 8 digit )

Maret 2023

Kode H S	Uraian golongan barang	Berat bersih (Kg)		Nilai F.O.B. ( U S \$ )	
		Bulan ini	Kumulatif	Bulan ini	Kumulatif
(1)	(2)	(3)	(4)	(5)	(6)
83111010	Coated electrodes for electric arc-welding; of base metal, in rolls	3.167	7.727	16.855	24.403
83111090	Coated electrodes , for electric arc-welding; of base metal in a forms other than rolls	387.237	1.136.860	737.469	2.286.882
83112029	Cored wire for electric arc-welding containing by weight 45 % or more of carbon and 20 % or more of chromium; of alloy steel, other than in rolls	1.000	1.060	921	1.135
83112090	Cored wire for electric arc-welding made of base metal other than alloy steel	-	9.471	-	27.959
83113021	Cored wire for soldering, brazing or welding by flame containing by weight 45 % or more of carbon and 20 % or more of chromium; of alloy steel, in rolls	100	105	5.100	5.108
83113029	Cored wire for soldering, brazing or welding by flame containing by weight 45 % or more of carbon and 20 % or more of chromium; of alloy steel, other than in rolls	870	15.751	5.888	64.329
83113099	Coated rods for soldering, brazing or welding by flame; of base metal, other than in rolls	10	10	87	87
83119000	Wire and rods of agglomerated base metal powder used for metal spraying	1.074	2.514	21.568	61.123
84013000	Fuel elements (cartridges), non-irradiated	-	10	-	465
84021219	Watertube boilers with a steam production not exceeding 15 t per hour electrically operated other than central heating hot water	20.815	33.445	252.871	377.971
84021919	Other vapour generating boilers including hybrid boilers other than central heating hot water with a steam production not exceeding 15 t per hour electrically operated	13.000	40.267	35.000	264.508
84022010	Super-heated water boilers other than central heating hotwater electrically operated	-	22	-	141
84029090	Parts for steam or other vapour generating boilers other than boiler bodies, shells or casings	40.690	47.086	215.610	292.725
84031000	Boilers of central heating boilers other than those of heading 8402	-	20.000	-	144.250
84039090	Parts for central heating boilers other than Boiler bodies, shells or casings than those of heading 8402	311.798	313.652	1.133.442	1.160.116
84041011	Soot removes ( soot blower) for steam or other vapour power units for use with boilers of heading 8402	-	311	-	26.800
84042000	Condensers for steam or other vapour power units for use with boilers of heading 8402 or 8403	-	8	-	27
84049090	Part for use condensers or Auxiliary plant of subheadings 8404.20.00	39.325	39.857	3.582.547	3.595.383
84059000	Parts of producer gas or water gas generators, with or without purifiers; acetylene gas generators and similar	1	1.508	3	57.067
84069000	Parts of steam turbines and other vapour turbines	760	3.479	17.620	147.947
84071000	Spark-ignition reciprocating or rotary internal combustion piston engines for Aircraft	1.100	5.775	220.000	429.603
84072920	Spark-ignition reciprocating or rotary internal combustion a power not exceeding 2238 kW for marine propulsion engine	34.600	89.354	559.010	1.455.258
84072990	Spark-ignition reciprocating or rotary internal combustion a power exceeding 2238 kW for marine propulsion engine	60	60	580	580
84073211	Spark-reciprocating piston engines of a kind used for the propulsion for vehicles of heading 8701 a cylinder capacity exceeding 50 cc but not exceeding 110 cc	1	1	2	2
84073212	Spark-reciprocating piston engines of a kind used for the propulsion for vehicles of heading 8711 of a cylinder capacity exceeding 50 cc but not exceeding 110 cc	-	35	-	1.365
84073222	Spark-reciprocating piston engines of a kind used for the propulsion for vehicles of heading 8711 a cylinder capacity exceeding 110 cc but not exceeding 250 cc	2.614.055	7.798.235	30.831.575	92.652.155
84073229	Spark-reciprocating piston engines of a kind used for the propulsion for vehicles of Chapter 87 other than of heading 8701 and 8711 of a cylinder capacity exceeding 110 cc but not exceeding 250 cc	-	1.590	-	10.129

Tabel 3 : Ekspor Indonesia menurut Komoditi ( Kode HS 8 digit )

Maret 2023

Kode H S	Uraian golongan barang	Berat bersih (Kg)		Nilai F.O.B. ( U S \$ )	
		Bulan ini	Kumulatif	Bulan ini	Kumulatif
(1)	(2)	(3)	(4)	(5)	(6)
84073320	Spark-reciprocating piston engines of a kind used for the propulsion for vehicles of heading 8711 a cylinder capacity exceeding 250 cc but not exceeding 1,000 cc	96.300	96.300	1.953.198	1.953.198
84073440	Full assembled sprak-reciprocating piston engines of a cylinder capacity not exceeding 1,100 cc for pedestrian controlled tractors	-	200	-	1.746
84073471	Full assembled spark- reciprocating piston engines of cylinder capacity not exceeding 2,000cc, for vehicles of Chapter 87	564.491	2.088.842	8.582.966	31.139.422
84073472	Full assembled spark- reciprocating piston engines of cylinder capacity exceeding 2,000cc but not exceeding 3,000 cc for vehicles of Chapter 87	190.230	483.915	2.004.185	5.017.635
84073491	Assembled not complete, spark-reciprocating piston engines cylinder capacity not exceeding 1,100cc for pedestrian controlled tractors	-	5.000	-	1.650
84073494	Assembled not complete, spark-reciprocating piston engines cylinder capacity not exceeding 2,000 cc for vehicles of chapter 87	1.092.635	3.091.720	6.766.379	20.042.605
84079090	Other engines ; otherthan of a power not exceeding 1865 and of a power exceeding 1865 kw but not exceeding 2238 kw	26	486	115	6.351
84081090	Marine propulsion engines ; otherthan of a power not exceeding 2238,exceeding 2238 kw but not exceeding 100 kw and exceeding 100 kw but not exceeding 750 kw	-	2.804	-	23.506
84082022	Fully assembled other ; of a cylinder capacity exceeding 2,000 cc but not exceeding 3500 cc	5.459	10.504	68.623	128.075
84082023	Fully assembled other ; of a cylinder capacity exceeding 3,500 cc	25.000	25.000	10.000	10.000
84082093	Engines of a kind used for the propulsion of vehicles of Chapter 87 ; other for vehicles of subheading 870110	615	615	4.723	4.723
84082096	Engines of a kind used for the propulsion of vehicles of Chapter 87 ; other of a cylinder capacity exceeding 3500 cc	2.400	2.400	7.800	7.800
84089010	Other engines ; of a power not exceeding 1865 kw	-	231	-	2.206
84089051	Other engines ; of a power exceeding 100 kw of a kind used for machinery of heading 8429 or 8430	108.239	510.326	1.826.289	8.619.937
84089052	Other engines ; of a power exceeding 100 kw of a kind used for railway locomotives or tramway vehicles	-	7	-	15.719
84089059	Other engines ; of a power exceeding 100 kw otherthan of a kind used for machinery of heading 8429 or 8430 and of a kind used for railway locomotives or tramway vehicles	33.974	61.338	335.132	613.161
84089091	Other engines ; For machinery of heading 8429 or 8430	755	8.489	250	9.086
84089099	Other engines ; otherthan For machinery of heading 8429 or 8430 and of a kind used for railway locomotives or tramway vehicles	80.527	154.577	670.394	1.405.722
84091000	For aircraft engines	626	1.271	200.290	419.929
84099111	Carburettos and parts thereof ; for machinery of heading 8429 or 8430	476	1.074	13.294	24.177
84099112	Cylinder blocks ; crank cases ; for machinery of heading 8429 or 8430	2.023	2.108	30.434	33.276
84099113	Cylinder liners, with an internal diameter of 50 mm or more, but not exceeding 155 mm ; for machinery of heading 8429 or 8430	3.295	7.396	34.100	73.837
84099114	Other cylinder liners ; for machinery of heading 8429 or 8430	1	16	2	228
84099115	Cylinder heads and head covers ; for machinery of heading 8429 or 8430	22.401	27.422	44.249	133.086
84099116	Pistons, with an external diameter of 50 mm or more, but not exceeding 155 mm ; for machinery of heading 8429 or 8430	1	1	10	10
84099117	Other pistons ; for machinery of heading 8429 or 8430	3.417	65.329	46.117	1.725.345
84099118	Pistons rings and gudgeon pins ; for machinery of heading 8429 or 8430	18.128	62.101	1.015.046	3.400.421
84099119	Part of For machinery of heading 8429 or 8430	73.167	258.124	483.013	1.607.858

Tabel 3 : Ekspor Indonesia menurut Komoditi ( Kode HS 8 digit )

Maret 2023

Kode H S	Uraian golongan barang	Berat bersih (Kg)		Nilai F.O.B. ( U S \$ )	
		Bulan ini	Kumulatif	Bulan ini	Kumulatif
(1)	(2)	(3)	(4)	(5)	(6)
84099121	Carburettors and parts thereof ; for vehicles of heading 8701	62	206	346	1.006
84099129	Part of For vehicles of heading 8701	174	186	2.944	4.323
84099131	Carburettors and parts thereof ; for vehicles of heading 8711	12.288	38.663	337.828	795.777
84099132	Cylinder blocks crank cases ; for vehicles of heading 8711	2.694	13.307	44.956	204.971
84099135	Cylinder heads and head covers ; for vehicles of heading 8711	26.203	52.163	372.956	847.542
84099137	Pistons For vehicles of heading 8711	11.042	22.188	382.431	711.898
84099138	Pistons rings and gudgeon pins ; for vehicles of heading 8711	2.144	6.737	112.502	342.053
84099139	Part of For vehicles of heading 8711	143.043	373.284	3.457.857	9.663.588
84099141	Carburettors and parts thereof ; for other vehicles of chapter 87	39.112	75.103	2.439.960	5.196.014
84099142	Cylinder blocks; crank cases ; for other vehicles of chapter 87	696.804	1.880.143	2.943.913	7.296.273
84099144	Other cylinder liners ; for other vehicles of chapter 87	2.230	3.874	34.885	58.293
84099145	Cylinder heads and head covers ; for other vehicles of chapter 87	133.316	344.780	1.610.922	4.232.193
84099146	Pistons, with an external diameter of 50 mm or more, but not exceeding 155 mm ; for other vehicles of chapter 87	90	207	1.708	4.400
84099147	Other pistons ; for other vehicles of chapter 87	3.383	9.507	70.564	199.937
84099148	Piston rings and gudgeon pins ; for other vehicles of chapter 87	32.069	107.774	2.922.632	9.593.205
84099149	Part of for other vehicles of chapter 87	159.048	494.974	2.491.474	7.768.491
84099151	cylinder blocks ; crank cases ; For marine propulsion engines of a power not exceeding 2238 kW	2	10	280	3.067
84099152	Cylinder liners, with an internal diameter of 50 mm or more, but not exceeding 155 mm ; for marine propulsion engines of a power not exceeding 2238 kw	-	41	-	1.462
84099155	Other pistons ; For marine propulsion engines of a power not exceeding 2238 kW	23	29	864	1.250
84099159	Part of For marine propulsion engines ; of a power not exceeding 2238 kW	79.869	235.924	247.495	722.576
84099169	Part of For marine propulsion engines of a power exceeding 2238 kW for vessels of chapter 89	50	50	184	184
84099171	Carburettors and parts thereof ; for other engines	15	58	1.036	2.095
84099173	Cylinder liners, with an internal diameter of 50 mm or more, but not exceeding 155 mm ; for other engines	897	897	15.601	15.601
84099177	Other pistons ; for other engines	646	2.585	1.203	4.875
84099179	Part of for other engines	75.807	223.539	1.061.963	3.127.859
84099911	Carburettors and parts thereof ; for engines of machinery of heading 8429 or 8430	25.688	25.689	24.757	24.878
84099912	Cylinder blocks; crank cases ; for engines of machinery of heading 8429 or 8430	3.696	4.159	72.091	77.656
84099914	Other cylinder liners ; for engines of machinery of heading 8429 or 8430	143	202	930	2.241
84099915	Cylinder heads and head covers ; for engines of machinery of heading 8429 or 8430	26	41	1.464	2.864
84099916	Pistons, with an external diameter of 50 mm or more, but not exceeding 155 mm ; for engines of machinery of heading 8429 or 8430	-	0	-	100
84099917	Other pistons ; for engines of machinery of heading 8429 or 8430	186	192	478	563
84099918	Piston rings and gudgeon pins ; for engines of machinery of heading 8429 or 8430	209	480	21.160	52.461
84099919	Part of For engines of machinery of heading 8429 or 8430	5	488	852	38.019
84099921	Carburettors and parts thereof ; for engines of vehicles of heading 8701	6	6	5	5
84099925	Cylinder heads and head covers ; for engines of vehicles of heading 8701	103.440	414.810	343.440	1.387.138
84099929	Part of For engines of vehicles of heading 8701	-	3	-	141
84099931	Carburettors and parts thereof ; for engines of vehicles of heading 8711	1.411	3.244	25.811	59.106
84099932	Cylinder blocks; crank cases ; for engines of vehicles of heading 8711	-	172	-	710

Tabel 3 : Ekspor Indonesia menurut Komoditi ( Kode HS 8 digit )

Maret 2023

Kode H S	Uraian golongan barang	Berat bersih (Kg)		Nilai F.O.B. ( U S \$ )	
		Bulan ini	Kumulatif	Bulan ini	Kumulatif
		(3)	(4)	(5)	(6)
84099934	Cylinder heads and head covers ; for engines of vehicles of heading 8711	9	93	4.996	17.880
84099936	Piston rings and gudgeon pins ; for engines of vehicles of heading 8711	9.674	23.327	86.339	212.323
84099938	Other cylinder liners and piston ; for engines of vehicles of heading 8711	-	100	-	400
84099939	Part of For engines of vehicles of heading 8711	344	365	30.191	30.400
84099941	Carburettors and parts thereof ; for engines of other vehicles of chapter 87	111	479	3.558	8.707
84099942	Cylinder blocks; crank cases ; for engines of other vehicles of chapter 87	1.813.084	4.942.117	6.473.303	17.499.836
84099944	Other cylinder liners ; for engines of other vehicles of chapter 87	2	20	16	75
84099945	Cylinder heads and head covers ; for engines of other vehicles of chapter 87	57.788	173.405	368.227	1.106.171
84099946	Pistons, with an external diameter of 50 mm or more, but not exceeding 155 mm ; for engines of other vehicles of chapter 87	-	147	-	4.092
84099947	Other piston ; for engines of other vehicles of chapter 87	18	23	500	655
84099948	Piston rings and gudgeon pins ; for engines of other vehicles of chapter 87	11.205	32.780	874.569	2.701.075
84099949	Part of For engines of other vehicles of Chapter 87	314.998	908.990	4.427.338	13.164.320
84099959	Part of For marine propulsion engines of a power not exceeding 2238 kW ; for engines of vessels of chapter 89	6.723	20.424	7.628	22.424
84099962	Cylinder liners, with an internal diameter of 50 mm or more, but not exceeding 155 mm ; for marine propulsion engines of a power exceeding 2238 kw	1.739.289	6.299.202	3.784.062	13.932.373
84099969	Part of For marine propulsion engines of a power exceeding 2238 kW	210.792	570.064	2.630.448	7.095.656
84099971	Carburettors and parts thereof ; for other engines	484	1.076	3.032	7.899
84099972	Cylinder blocks; crank cases ; for other engines	-	617	-	8.069
84099974	Other cylinder liners ; for other engines	-	3.708	-	31.507
84099975	Cylinder heads and head covers ; for other engines	29.839	60.949	447.984	911.535
84099977	Other pistons ; for other engines	-	618	-	35.302
84099978	Piston rings and gudgeon pins ; for other engines	1	1	4	4
84099979	Part of for other engines	68.421	179.778	878.855	2.042.456
84101100	Hydraulic turbines and water wheels ; Of a power not exceeding 1,000 kW	60	60	717	717
84109000	Parts, including regulators	28	933	3.769	3.628.569
84111200	Turbo-jets ; Of a thrust exceeding 25 kN	-	49.606	-	376.000
84112100	Turbo propellers ; Of a power not exceeding 1,100 kW	3.066	3.453	6.215	195.161
84112200	Turbo propellers ; Of a power exceeding 1,100 kW	535	2.621	314.184	328.384
84118100	Other gas turbines ; Of a power not exceeding 5,000 kW	3.860	8.365	1.227	1.051.372
84118200	Other gas turbines ; Of a power exceeding 5,000 kW	-	9.886	-	2.811.679
84119100	Parts Of turbo-jets or turbo-propellers	11	353	14.362	302.151
84119900	Otherthan part Of turbo-jets or turbo-propellers	23.722	34.824	2.128.218	3.569.201
84121000	Reaction engines other than turbo-jets	24.000	24.000	13.923	13.923
84122100	Hydraulic power engines and motors ; linear acting (cylinders)	110.608	440.829	605.326	2.463.610
84122900	Hydraulic power engines and motors ; otherthan linear acting (cylinders)	14.111	31.081	129.350	503.348
84123100	Pneumatic power engines and motors ; linear acting (cylinder)	470	482	1.653	996.193
84123900	Pneumatic power engines and motors ; otherthan linear acting (cylinder)	95	95	5.678	5.678
84128000	Other engines and motors	6.766	6.804	13.826	13.900
84129020	Parts ; For steam or other vapour power units incorporating boilers	2.214	4.789	46.916	181.148
84129090	Parts otherthan	7.843	94.049	449.688	1.060.653
84131100	Pumps for dispensing fuel or lubricants, of the type used in filling-stations or in garages ; with a measuring device	6	2.146	3.355	16.803

Tabel 3 : Ekspor Indonesia menurut Komoditi ( Kode HS 8 digit )

Maret 2023

Kode H S	Uraian golongan barang	Berat bersih (Kg)		Nilai F.O.B. ( U S \$ )	
		Bulan ini	Kumulatif	Bulan ini	Kumulatif
(1)	(2)	(3)	(4)	(5)	(6)
84131910	Pumps fitted or designed to be fitted with a measuring device ; other electrically operated	271	4.064	4.676	30.142
84131920	Pumps fitted or designed to be fitted with a measuring device ; other not electrically operated	115	307	1.192	13.568
84132010	Hand pumps, other than those of subheading 841311 or 841319 ; water pumps	3.841	43.832	11.243	157.814
84132020	Hand pumps, other than those of subheading 841311 or 841319 ; breast pumps	83	137	461	1.619
84132090	Other Hand pumps, other than those of subheading 841311 or 841319	581	2.701	4.460	25.632
84133030	Fuel, lubricating or cooling medium pumps for internal combustion piston engines ; of motor vehicles of heading 8702,8703 or 8704	8.023	24.124	516.559	1.582.676
84133040	Fuel, lubricating or cooling medium pumps for internal combustion piston engines ; for water pump of motor vehicles of heading 8702,8703 or 8704	249	1.390	17.992	67.562
84133052	Fuel, lubricating Other, centrifugal type ; with an inlet diameter exceeding 200 mm	3.024	8.467	15.211	43.009
84133090	Fuel, lubricating Other, centrifugal type other	47.490	188.785	1.547.536	5.714.534
84134000	Concrete pumps	-	12.240	-	44.615
84135031	Water pumps, with a flow rate not exceeding 8,000 m3/h ; electrically operated	15	4.975	95	16.701
84135032	Water pumps, with a flow rate not exceeding 8,000 m3/h ; not electrically operated	-	2.155	-	42.574
84135090	Other reciprocating positive displacement pumps otherthan water pumps with a flow rate not exceeding 8000 m3/h and exceeding 8000 m3/h but not exceeding 13000 m3/h	283	4.343	161.238	205.720
84136031	Water pumps, with a flow rate not exceeding 8,000 m3/h ; electrically operated	10	2.914	65	11.687
84136090	Other rotary positive displacement pumps otherthan water pumps with a flow rate not exceeding 8000 m3/h and exceeding 8000 m3/h but not exceeding 13000 m3/h	589	43.175	30.497	801.976
84137011	Single stage, single suction horizontal shaft water pumps suitable for belt drive or direct coupling, other than pumps w/ shafts common w/ the prime mover ; w/ an inlet diameter not exceeding 200 mm	430	430	11.342	11.342
84137019	Single stage, single suction horizontal shaft water pumps suitable for belt drive or direct coupling, other than pumps with shafts common with the prime mover ; other	103.498	200.410	623.391	1.213.022
84137031	Submersible water pumps ; With an inlet diameter not exceeding 200 mm	-	105	-	1.184
84137039	Submersible water pumps otherthan With an inlet diameter not exceeding 200 mm	2.849	5.710	34.773	76.374
84137042	Other water pumps, with a flow rate not exceeding 8,000 m3/h ; with inlet diameter not exceeding 200 mm, electrically operated	5.373	14.415	41.350	110.583
84137043	Other water pumps, with a flow rate not exceeding 8,000 m3/h ; with inlet diameter not exceeding 200 mm, not electrically operated	127	184	2.838	5.742
84137049	Other water pumps, with a flow rate not exceeding 8,000 m3/h ; otherthan with inlet diameter not exceeding 200 mm, electrically operated and not electrically operated	4.722	9.229	29.483	52.302
84137099	Other centrifugal pumps otherthan With an inlet diameter not exceeding 200 mm	76	120	2.511	9.105
84138113	Water pumps with a flow rate not exceeding 8,000 m3/h,electrically operated	276.523	755.586	1.414.883	3.906.082
84138119	Other water pumps	30.080	96.243	462.149	1.660.807
84138210	liquid elevators ; Electrically operated	-	440	-	1.900
84139110	Part ; Of pumps of subheading 84132010	18.410	18.410	15.173	15.173
84139130	Part ; Of pumps of subheadings 84137011 and 84137019	-	3	-	859
84139140	Part ; Of other centrifugal pumps	24.888	97.565	73.675	314.661
84139190	Part ; Of other pumps	642.485	942.289	4.480.172	10.359.620

Tabel 3 : Ekspor Indonesia menurut Komoditi ( Kode HS 8 digit )

Maret 2023

Kode H S	Uraian golongan barang	Berat bersih (Kg)		Nilai F.O.B. ( U S \$ )	
		Bulan ini	Kumulatif	Bulan ini	Kumulatif
(1)	(2)	(3)	(4)	(5)	(6)
84139200	Part ; Of liquid elevators	-	115	-	6.030
84141000	Vacuum pumps	4.885	7.172	256.163	296.248
84142010	Hand- or foot-operated air pumps ; bicycle pumps	24	101	414	504
84142090	Other Hand- or foot-operated air pumps	1.561	2.810	1.474	6.149
84143040	Compressors of a kind used in refrigerating equipment ; With a refrigeration capacity exceeding 2110 kW, or with a displacement per revolution of 220 cc or more	5.964	18.454	94.086	299.499
84143090	Other Compressors of a kind used in refrigerating equipment	19.588	76.162	202.642	735.067
84144000	Air compressors mounted on a wheeled chassis for towing	980	17.783	2.600	98.143
84145110	Table fans and box fans ; with a self-contained electric motor of an output not exceeding 125 w	5.250	10.549	8.210	16.841
84145191	Other floor, wall, window, ceiling or roof fans, with a self- contained electric motor of an output not exceeding 125 W	6.957	14.904	39.294	92.375
84145199	Other table fans with fan guard	3.239	31.567	6.642	747.447
84145910	Fans of a kind used solely/principally for cooling microprocessors, telecommunication apparatus, automatic data processing machines/units of automatic data processing machines ; of a capacity < 125 kw	1	4	2	13
84145920	Explosion-proof air fans, of a kind used in underground mining ; of a capacity not exceeding 125 kw	187	187	7.143	7.143
84145930	Blowers ; Of a capacity not exceeding 125 kW	3.809	18.277	74.029	305.224
84145941	Other with fan guard Of a capacity not exceeding 125 kW	7	10	76	157
84145949	Other fans	66.392	203.818	1.181.216	4.015.993
84145950	Other blower otherthan Of a capacity not exceeding 125 kW	134	1.134	3.272	4.755
84145991	Table fans other With fan guard	120	466	60	3.320
84145992	Table fans ; Explosion-proof air fans, of a kind used in underground mining	7.102	24.701	273.174	991.801
84145999	Other table fans otherthan with fan guard and Explosion-proof air fans, of a kind used in underground mining	701	1.425	36.333	58.949
84146011	Laminar airflow cabinets ; fitted with filter	21.677	45.936	108.201	218.670
84146019	Hoods fitted with filter otherthan Laminar airflow cabinets	5.902	9.630	35.754	58.426
84146099	Hoods not fitted with a filter otherthan suitable for industrial use	294	576	2.888	5.499
84147011	Having a hood with maximum horizontal side not exceeding 120 cm ; fitted with filters	-	650	-	450
84148011	Laminar airflow cabinets ; fitted with filters	142.218	484.276	909.240	2.766.367
84148019	Other fitted with filters otherthan laminar airflow cabinets	887	7.065	3.502	22.765
84148021	Suitable for industrial use ; not fitted with a filter	-	5	-	600
84148029	Other not fitted with filters otherthan Suitable for industrial use	12	187	94	1.642
84148030	Free-piston generators for gas turbines	164	174	11.274	11.464
84148041	Gas compression modules suitable for use in oil drilling operations ; compressor otherthan those of subheading 841430 or 841440	107	107	4.259	4.259
84148042	Of a kind used for automotive air conditioners ; compressors otherthan those of subheading 841430 or 841440	771.411	1.900.857	11.558.763	29.008.943
84148043	Sealed units for air conditioning machines ; compressors otherthan those of subheading 841430 or 841440	-	4.212	-	34.460
84148049	Other Compressors other than those of subheading 841430 or 841440	1.343	4.400	33.358	95.796
84148050	Air pumps	118.016	298.126	1.302.962	3.291.803
84148090	Air/vacuum pumps, air/oth gas compressors & fans; ventilating/recycling hoods incorporating a fan, whether/not fitted w/filters; gas-tight biological safety cabinets, whether/not fitted w/filters oth	3.106	8.139	21.348	28.790
84149021	Parts ; Of fans of goods of heading 8415, 8418, 8509 or 8516	2.698	7.504	35.850	112.574
84149022	Parts ; Of fans of blowers	1	15.912	27	189.146
84149029	Other parts of fans	17.236	72.123	299.683	1.104.092
84149031	Parts ; of hoods Of goods of subheading 841460	11.877	39.026	126.746	434.636
84149032	Parts ; of hoods Of goods of subheading 841480	474	674	4.374	10.124
84149041	Parts ; of goods of subheading 841410 For electrically operated machines	255	615	1.350	8.493

Tabel 3 : Ekspor Indonesia menurut Komoditi ( Kode HS 8 digit )

Maret 2023

Kode H S	Uraian golongan barang	Berat bersih (Kg)		Nilai F.O.B. ( U S \$ )	
		Bulan ini	Kumulatif	Bulan ini	Kumulatif
		(3)	(4)	(5)	(6)
84149060	Parts ; Of goods of subheading 841430	21	10.754	805	201.735
84149070	Parts ; Of goods of subheading 841440	1	1	5	5
84149080	Parts ; Of goods of subheading 841470	-	27	-	4.500
84149090	Part ; Of other pumps or compressors	28.159	82.977	400.463	1.282.730
84151020	Air conditioning machines Of a kind designed to be fixed to a window, wall, ceiling or floor, self-contained or "split-system" ; of a cooling capacity not exceeding 2110 kw	513.019	513.687	3.787.328	3.797.833
84151030	Air conditioning machines Of a kind designed to be fixed to a window, wall, ceiling or floor, self-contained or "split-system" ; of a cooling capacity exceeding 2110 kw but not exceeding 2638 kw	755.367	2.595.735	4.531.335	15.142.857
84151090	Air conditioning machines Of a kind designed to be fixed to a window, wall, ceiling or floor, self-contained or "split-system" other	6.608	31.379	68.259	271.205
84152010	Explosion-proof air fans, of a kind used in underground mining ; of a capacity not exceeding 125 kw	175.438	184.409	4.043.557	4.374.998
84152090	Air conditioning machines Of a kind used for persons, in motor vehicles ; otherthan of a cooling capacity not exceeding 2638 kw	314	583	4.107	5.019
84158119	Air conditioning machine of a kind used in aircraft other	260	475	780	2.085
84158291	Incorporating a refrigerating unit Of a cooling capacity not exceeding 2638 kW	236	2.413	2.400	16.250
84158299	Other, incorporating a refrigerating unit otherthan of a cooling capacity not exceeding 2638 kw	20	20	96	96
84158311	Of a kind used in aircraft ; Of a cooling capacity exceeding 2110 kW and with an air flow rate of each evaporator unit exceeding 6796 m3/min	12	12	150	150
84158319	Of a kind used in aircraft otherthan Of a cooling capacity exceeding 2110 kW and with an air flow rate of each evaporator unit exceeding 6796 m3/min	13.941	37.861	1.124.711	2.938.564
84158339	Of a kind used in motor vehicles (other than those of subheading 841520) ; otherthan of a cooling capacity not exceeding 2638	76	78	225	377
84158391	Not incorporating a refrigerating unit ; other of a cooling capacity not exceeding 2638 kw	1.231	14.769	21.650	126.540
84158399	Not incorporating a refrigerating unit ; otherthan of a cooling capacity not exceeding 2638 kw	7.394	7.437	34.561	41.577
84159013	Parts Of a kind used in aircraft or railway rolling stock of machines with a cooling capacity not exceeding 2110 kw	-	6	-	200
84159014	Parts Evaporators or condensers for air conditioning machines for motor vehicles ; of machines with a cooling capacity not exceeding 2110 kw	48.353	160.736	1.059.365	3.141.839
84159015	Parts Chassis, welded and painted, other than of subheading 84159013 ; of machines with a cooling capacity not exceeding 2110 kw	1.095	5.224	8.075	37.649
84159019	Other parts Of machines with a cooling capacity not exceeding 2110 kW	53.880	119.045	1.010.411	1.975.873
84159029	Parts Of machines with a cooling capacity exceeding 2110 kW but not exceeding 2638 kW ; otherthan of a kind used in aircraft or railway rolling stock	45	173	1.047	1.986
84159034	Parts Of a kind used in aircraft or railway rolling stock ; with an airflow rate of each evaporator unit exceeding 6796 m3/min	38	97	1.785	4.360
84159035	Parts other With an air flow rate of each evaporator unit exceeding 6796 m3/min otherthan of a kind used in aircraft or railway rolling stock	40.087	89.031	621.521	1.318.644
84159045	Parts With an air flow rate of each evaporator unit exceeding 6796 m3/min otherthan of a kind used in aircraft or railway rolling stock	23.187	46.740	34.781	70.427
84159049	Part Of machines with a cooling capacity exceeding 5275 kW ; otherthan of a kind used in aircraft or railway rolling stock	13.802	29.050	181.057	393.963
84162000	Other furnace burners, including combination burners	-	3.336	-	13.866



Tabel 3 : Ekspor Indonesia menurut Komoditi ( Kode HS 8 digit )

Maret 2023

Kode H S	Uraian golongan barang	Berat bersih (Kg)		Nilai F.O.B. ( U S \$ )	
		Bulan ini	Kumulatif	Bulan ini	Kumulatif
(1)	(2)	(3)	(4)	(5)	(6)
84163000	Mechanical stokers, including their mechanical grates, mechanical ash dischargers and similar appliances	-	2.590	-	3.026
84169000	Part Furnace burners for liquid fuel, for pulverised solid fuel or for gas; mechanical stokers, including their mechanical grates, mechanical ash dischargers and similar appliances	2	3	324	326
84172000	Bakery ovens, including biscuit ovens	110	19.558	300	122.516
84178090	Parts otherthan Waste incinerators	10	56.126	1.377	481.398
84179000	Parts Industrial or laboratory furnaces and ovens, including incinerators, non-electric	-	1.042	-	53.459
84181031	Household type, of a capacity not exceeding 230 l ; fitted with separate external doors only	1.503.706	4.660.360	6.781.610	21.795.041
84181032	Other household type, of a capacity exceeding 230 l ; fitted with separate external doors only	3.820.941	9.311.454	16.838.780	43.054.096
84181039	Fitted with separate external doors only ; otherthan household type, of capacity not exceeding 230l; other household type, of a capacity exceeding 230l	4.075	11.140	33.490	87.209
84181040	Combined refrigerator Other, of a kind suitable for medical, surgical or laboratory use	3.932	9.916	33.038	85.517
84181099	Combined refrigerator ; otherthan Display counters, show-cases and the like, incorporating refrigerating equipment, of a capacity exceeding 200 l other	3.661	4.138	22.233	23.705
84182110	Compression type ; Of a capacity not exceeding 230 l	1.498.264	4.551.467	5.130.417	15.927.851
84182190	Compression type ; otherthan Of a capacity not exceeding 230 l	-	29.556	-	13.156
84182900	Refrigerators, household type ; other	4.606	11.446	16.446	77.463
84183010	Freezers of the chest type, not exceeding 800 l capacity ; of a capacity not exceeding 200 l	2.370	3.570	10.520	15.947
84183090	Freezers of the chest type, not exceeding 800 l capacity ; other	26.543	65.530	105.855	276.923
84184010	Freezers of the upright type, not exceeding 900 l capacity ; of a capacity not exceeding 200 l	181.345	615.210	928.136	3.081.484
84184090	Freezers of the upright type, not exceeding 900 l capacity ; other	30.746	100.688	334.955	1.101.581
84185011	Display counters, show-cases and the like, incorporating refrigerating equipment, of a capacity exceeding 200 l ; of a kind suitable for medical, surgical or laboratory use	-	1.272	-	22.334
84185019	Display counters, show-cases and the like, incorporating refrigerating equipment, of a capacity exceeding 200 l ; otherthan of a kind suitable for medical, surgical or laboratory use	282.308	813.427	1.262.135	4.666.604
84185091	Other furniture Of a kind suitable for medical, surgical or laboratory use	7	20	40	120
84185099	Other furniture ; otherthan Of a kind suitable for medical, surgical or laboratory use	-	7.012	-	49.183
84186910	Other refrigerating or freezing equipment; beverage coolers	374	1.822	2.158	12.578
84186930	Other refrigerating or freezing equipment; cold water dispenser	2	1.212	62	8.762
84186949	Water chillers with a refrigeration capacity exceeding 2110 kW ; otherthan for air conditioning machines	243	243	5.264	5.264
84186950	Other refrigerating or freezing equipment; scale ice-maker units	-	60	-	1.351
84186990	Other refrigerating or freezing equipment; otherthan beverage coolers ; cold water dispenser ; water chillers with a refrigeration capacity exceeding 2110 kw and scale ice-maker units	67.805	227.279	579.840	2.594.068
84189100	Parts of Furniture designed to receive refrigerating or freezing equipment	74	141	618	2.002
84189910	Parts of Evaporators or condensers	214.133	831.402	3.103.987	11.185.061
84189940	Parts of Aluminium roll-bonded panels of a kind used for the goods of subheading 84181031, 84181032, 84182110, 84182190 or84182900	63.049	198.892	1.690.918	5.453.582

Tabel 3 : Ekspor Indonesia menurut Komoditi ( Kode HS 8 digit )

Maret 2023

Kode H S	Uraian golongan barang	Berat bersih (Kg)		Nilai F.O.B. ( U S \$ )	
		Bulan ini	Kumulatif	Bulan ini	Kumulatif
(1)	(2)	(3)	(4)	(5)	(6)
84189990	Parts of ; otherthan evaporators or condensers ; Aluminium roll-bonded panels of a kind used for the goods of subheading 84181031, 84181032, 84182110, 84182190 or84182900	207.591	635.888	2.940.347	9.037.513
84191110	Instantaneous gas water heaters ; household type	900	1.368	12.800	21.098
84191190	Instantaneous gas water heaters ; otherthan household type	340	1.762	9.753	22.031
84191200	Instantaneous or storage water heaters, non-electric ; solar water heaters	520	520	1.464	1.464
84191910	Instantaneous or storage water heaters, non-electric ; other household type	-	14	-	597
84191990	Instantaneous or storage water heaters, non-electric ; otherthan household type	14	389	155	1.532
84192000	Medical, surgical or laboratory sterilisers	-	97	-	336
84193390	lyophilisation apparatus, freeze drying units and spray dryers ; otherthan For agricultural products; for wood, paper pulp, paper or paperboard	-	5	-	440
84193420	Other, for agricultural products ; electrically operated	1.000	1.000	3.828	3.828
84193510	Other, for wood, paper pulp, paper or paperboard ; electrically operated	19	26	1.100	1.300
84193520	Other, for wood, paper pulp, paper or paperboard ; not electrically operated	9.550	9.550	48.750	48.750
84193930	Dryers Machinery for the treatment of materials by a process involving heating, for the manufacture of printed circuit boards,	350	7.452	89	60.089
84193990	Other printed wiring boards or printed circuit assemblies, electrically operated	7.207	105.042	205.634	1.581.407
84194010	Distilling or rectifying plant ; electrically operated	68.793	99.226	429.429	684.511
84195010	Heat exchange units ; cooling towers	6.754	6.754	22.709	22.709
84195020	Heat exchange units made of tubes of fluoropolymers, with both inlet and outlet tubes having an inside diameter measuring 3 cm or less	-	200	-	1.105
84195091	Heat exchange units ; electrically operated	12.702	15.076	70.278	88.662
84195092	Heat exchange units ; not electrically operated	831	4.841	35.656	105.794
84198110	Other machinery For making hot drinks or for cooking or heating food ; electrically operated	31.552	111.919	201.544	712.582
84198120	Other machinery For making hot drinks or for cooking or heating food ; not electrically operated	47.857	99.451	123.391	249.709
84198913	Oth Machinery for the treatment of materials by a process involving heating, for the manufacture of printed circuit boards, printed wiring boards or printed circuit assemblies ; electrically operated	-	325	-	6.319
84198919	Other machinery electrically operated	157.194	436.747	1.447.467	3.902.223
84198920	Other machinery not electrically operated	5	5	28.636	28.636
84199012	Parts of machinery for the treatment of materials by a process involving heating, for the manufacture of printed circuit boards, wiring boards/ circuit assemblies ; of electrically operated articles	3.165	3.165	2.358	2.358
84199013	Parts Casings for cooling towers ; of electrically operated articles	-	6.239	-	58.165
84199019	Parts other Of electrically operated articles	23.074	183.511	120.363	1.024.475
84199022	Parts Of instantaneous gas water heaters, household type ; of non-electrically operated articles	-	1.337	-	119
84199029	Parts Of non-electrically operated articles ; otherthan of instantaneos gas water heaters, household type	29.107	44.826	227.962	480.468
84201090	Calendering/other rolling machines ; oththan Of a kind used solely/principally for the manufacture of printed circuit substrates/printed circuits ; ironing machines/wringers suitable for domestic use	5	5	20	20
84209190	Parts of cylinders; otherthan Of goods of subheading 84201010	1.441	1.441	2.701	2.701
84209910	Parts other Of goods of subheading 84201010	-	16	-	153

Tabel 3 : Ekspor Indonesia menurut Komoditi ( Kode HS 8 digit )

Maret 2023

Kode H S	Uraian golongan barang	Berat bersih (Kg)		Nilai F.O.B. ( U S \$ )	
		Bulan ini	Kumulatif	Bulan ini	Kumulatif
(1)	(2)	(3)	(4)	(5)	(6)
84211200	Centrifuges, including centrifugal dryers ; clothes dryers	680	2.080	3.420	10.280
84211990	Centrifuges, including centrifugal dryers ; otherthan of a kind used for sugar manufacture	387	13.536	10.322	134.373
84212111	Machinery for filtering or purifying water and apparatus for domestic use ; of a capacity not exceeding 500 l/h	44	5.053	790	43.651
84212119	Machinery for filtering or purifying water otherthan apparatus for domestic use ; of a capacity not exceeding 500 l/h	28.295	69.273	194.953	515.245
84212122	Filtering machinery of a capacity exceeding 500 l/h ; electrically operated	1.117	17.145	14.159	54.901
84212123	Filtering machinery of a capacity exceeding 500 l/h ; not electrically operated	-	17.974	-	104.185
84212290	Machinery For filtering or purifying beverages other than water ; otherthan electrically operated of a capacity exceeding 500 l/h	78	8.481	546	115.466
84212311	Oil filter For machinery of heading 8429 or 8430 :	983	5.249	29.320	110.649
84212319	Machinery of heading 8429 or 8430 ; otherthan oil filter	100	941	5.804	29.343
84212321	For motor vehicles of Chapter 87 ; oil filters	2.199.590	5.544.086	12.225.287	31.278.457
84212329	For motor vehicles of Chapter 87 ; otherthan oil filters	11.855	55.821	281.495	1.025.019
84212391	Oil or petrol-filters for internal combustion engines ; oil filters	-	178	-	28.338
84212399	Oil or petrol-filters for internal combustion engines ; otherthan oil filters	284	564	13.273	23.366
84212910	Filtering or purifying machinery and apparatus for liquids ; of a kind suitable for medical, surgical or laboratory use	4	4	2.960	2.960
84212930	Filtering or purifying machinery and apparatus for liquids ; of a kind used in oil drilling operations	-	44.185	-	554.084
84212940	Filtering or purifying machinery and apparatus for liquids ; other petrol-filters	-	4	-	31
84212950	Filtering or purifying machinery and apparatus for liquids ; other oil filters	298	1.071	22.094	59.363
84212960	Filtering or purifying machinery and apparatus for liquids ; other of fluoropolymers and with filter or purifier membrane thickness not exceeding 140 microns	-	7	-	50
84212990	Filtering or purifying machinery and apparatus for liquids other	15.291	87.023	107.527	1.066.814
84213110	Intake air filters for internal combustion engines ; for machinery of heading 8429 or 8430	-	25	-	599
84213120	Intake air filters for internal combustion engines ; for motor vehicles of chapter 87	496.496	1.421.375	5.613.816	14.906.803
84213190	Intake air filters for internal combustion engines ; otherthan for machinery of heading 8429 or 8430 and motor vehicles of chapter 87	1.193	74.383	29.453	2.503.191
84213200	Machinery and apparatus for gases ; Catalytic converters or particulate filters, whether or not combined, for purifying or filtering exhaust gases from internal combustion engines	15.774	472.242	1.052.671	6.603.204
84213920	Filtering or purifying machinery and apparatus for gases ; air purifiers	1.158	3.855	197.358	210.696
84213990	Filtering or purifying machinery and apparatus for gases ; other	68.572	199.298	2.426.556	6.316.145
84219110	Part Of centrifuges, including centrifugal dryers ; of goods of subheading 84211200	-	16	-	456
84219190	Part Of centrifuges, including centrifugal dryers ; of goods of subheading 84211100 or 84211990	10	371	4.897	33.826
84219921	Part other Filtering cartridges for filters of subheading 842123 ; for subheading 84212311 or 84212321	15.031	15.873	79.398	81.722
84219929	Part other Filtering cartridges for filters of subheading 842123 ; otherthan subheading 84212311 or 84212321	44.516	118.723	293.188	770.278
84219930	Part other ; Of goods of subheading 842131	8.065	24.678	74.230	217.138
84219940	Part other ; Of goods of subheading 84212950	-	5	-	1.525
84219950	Part other ; Of goods of subheading 84212960	-	315	-	4.214
84219970	Part other ; Of goods of subheading 84213990	28	28	209	210

Tabel 3 : Ekspor Indonesia menurut Komoditi ( Kode HS 8 digit )

Maret 2023

Kode H S	Uraian golongan barang	Berat bersih (Kg)		Nilai F.O.B. ( U S \$ )	
		Bulan ini	Kumulatif	Bulan ini	Kumulatif
(1)	(2)	(3)	(4)	(5)	(6)
84219991	Part other ; Of goods of subheading 84212920	-	367	-	2.146
84219994	Part other ; Of goods of subheading 84212111	-	27	-	154
84219996	Part other ; Of goods of subheading 84212311 or 84212391	266	266	10.311	10.311
84219997	Part other ; Of goods of subheading 84212319 or 84212399	-	90	-	3.073
84219999	Part other ; otherthan of goods of subheading 84212920 ; 84212111 ; 84212311 or 84212391 ; and 84212319 or 84212399	38.466	91.223	693.565	1.832.523
84221100	Dish washing machines ; of the household type	419	760	8.875	10.557
84221900	Dish washing machines ; otherthan of the household type	77	77	2.810	2.810
84222000	Machinery for cleaning or drying bottles or other containers	-	850	-	11.405
84223000	Machinery for filling, closing, sealing/labelling bottles, cans, boxes, bags or other containers; machinery for capsuling bottles, jars, tubes & similar containers; machinery for aerating beverages	38.915	47.477	716.812	847.970
84224000	Other packing or wrapping machinery (including heat-shrink wrapping machinery)	14.147	82.034	541.000	2.554.129
84229090	Part Dish washing machines ; otherthan of subheading 842211	19.031	40.294	227.888	670.717
84231010	Personal weighing machines, including baby scales; household scales ; electrically operated	44	714	1.363	2.023
84231020	Personal weighing machines, including baby scales; household scales ; not electrically operated	79	454	8.361	9.586
84232090	weighing machines Scales for continuous weighing of goods on conveyors ; otherthan using electronic means for gauging weight	92	159	331	2.455
84233090	Constant weight scales and scales for discharging a predetermined weight of material into a bag or container, including hopper scales ; otherthan using electronic means for gaging weight	96	177	26.272	26.961
84238110	Other weighing machinery ; Having a maximum weighing capacity not exceeding 30 kg ; using electronic means for gauging weight	24.903	71.961	741.793	2.669.773
84238239	Oth weight machinery ; having a maximum weighing capacity not exceeding 1000 kg ; other	-	370	-	1.888
84238249	Oth weight machinery ; having a maximum weighing capacity exceeding 1000 kg other	19	79	60	8.185
84238910	Other weight machinery ; Using electronic means for gauging weight	416	423	1.921	4.322
84238990	Other weight machinery ; otherthan Using electronic means for gauging weight	96	152	2.462	12.474
84239010	Weighing machine weights of all kinds	531	626	48	788
84239040	Other weighing machinery of part	4.285	11.612	212.976	598.724
84241010	Mechanical appliances ; Fire extinguishers of a kind suitable for aircraft use whether or not charged	-	21	-	39.198
84241090	Mechanical appliances ; Fire extinguishers otherthan of a kind suitable for aircraft use, whether or not charged	4	101	8	13.212
84242011	Mechanical appliances ; spray guns and similar appliances ; agricultural or horticultural with electrically operated	30	30	30	30
84242019	Mechanical appliances ; spray guns and similar appliances ; otherthan agricultural or horticultural with electrically operated	2.626	6.707	146.849	390.736
84242029	Mechanical appliances ; spray guns and similar appliances ; otherthan agricultural or horticultural with not electrically operated	114	768	1.324	5.258
84243000	Mechanical appliances ; Steam or sand blasting machines and similar jet projecting machines	24	7.174	278	19.945
84244110	Agricultural or horticultural ; portable sprayers ; Hand-operated insecticide sprayers	3.010	37.745	20.279	279.706
84244190	Agricultural or horticultural ; portable sprayers ; otherthan ; Hand-operated insecticide sprayers and other not electrycally operated	35	36	46	51

Tabel 3 : Ekspor Indonesia menurut Komoditi ( Kode HS 8 digit )

Maret 2023

Kode H S	Uraian golongan barang	Berat bersih (Kg)		Nilai F.O.B. ( U S \$ )	
		Bulan ini	Kumulatif	Bulan ini	Kumulatif
(1)	(2)	(3)	(4)	(5)	(6)
84248910	Mechanical other appliances ; Hand-operated household sprayers of a capacity not exceeding 3 l	19.479	19.519	77.916	78.076
84248950	Mechanical other appliances ; Other, electrically operated	11.654	37.271	125.821	427.659
84248990	Mechanical other appliances ; Other not electrically operated	13.160	26.211	60.076	92.523
84249010	Part Of fire extinguishers	1.969	7.654	86.126	184.884
84249023	Part electrically operated ; otherthan Of goods of subheading 84242011	117	663	8.172	14.047
84249029	Part not electrically operated ; otherthan Of goods of subheading 84242021	-	39	-	1.182
84249030	Part ; Of steam or sand blasting machines and similar jet projecting machines	778	14.774	41.176	586.688
84249099	Part of other appliances ; otherthan Of goods of subheading 84248210 ; 84244110, 84244120, 84244920, or 84248230 ; 84244190, 84244910, or 84248220 ; 84248940	6.880	25.447	120.241	269.044
84251100	Pulley tackle and hoists other than skip hoists ; powered by electric motor	-	20.410	-	548.360
84251900	Pulley tackle and hoists other than skip hoists ; and otherthan powered by electric motor	1.809	10.132	1.976	22.597
84253100	Winches ; capstans ; Powered by electric motor	1	36.998	1	209.611
84253900	Winches ; capstans ; otherthan Powered by electric motor	19.845	100.600	84.471	2.987.955
84254100	Jacks; hoists of a kind used for raising vehicles ; built-in jacking systems of type used in garages	-	210	-	1.889
84254210	Other Jacks and hoists ; hydraulic of a kind used in tipping mechanisms for lorries	10	679	50	1.019
84254290	Other Jacks and hoists ; hydraulic otherthan of a kind used in tipping mechanisms for lorries	33.925	119.992	391.056	1.056.526
84254910	Jacks; hoists of a kind used for raising vehicles ; electrically operated	342	424	660	8.831
84254920	Jacks; hoists of a kind used for raising vehicles ; not electrically operated	3.128	3.514	2.125	3.538
84261200	Ships' derricks ; Mobile lifting frames on tyres and straddle carriers	-	1.013.153	-	780.460
84261930	Ships' derricks ; Gantry cranes	12.523	649.915	13.277	350.844
84261990	Ship's derricks ; otherthan ; bridge cranes and gantry cranes	151.199	202.174	769.488	879.565
84262000	Tower cranes	-	412.817	-	194.552
84264100	Ships' derricks ; Portal or pedestal jib cranes ; on tyres	53.685	80.875	324.897	511.597
84264900	Ships' derricks ; Portal or pedestal jib cranes ; Otherthan ; on tyres	-	541.410	-	694.628
84269900	Other machinery ; otherthan ; Designed for mounting on road vehicles	-	286.539	-	461.651
84271000	Fork- lift trucks ; Self-propelled trucks powered by an electric motor	-	90.020	-	111.929
84272000	Fork- lift trucks ; other self-propelled trucks	-	115.662	-	147.966
84279000	Other fork- lift trucks	5.100	61.830	22.605	132.845
84281039	Lifts ; otherthan For passengers	-	1	-	120
84282090	Pneumatic elevators and conveyors ; otherthan of a kind used for agriculture	1.383	6.668	6.903	234.590
84283290	Other continuous-action elevators and conveyors, for goods or materials ; other bucket type ; otherthan ; of a kind used for agriculture	15.960	27.610	78.644	176.794
84283390	Other continuous-action elevators and conveyors, for goods or materials ; other belt type ; otherthan of a kind used for agriculture	210	10.097	17.899	96.894
84283990	Other continuous-action elevators and conveyors, for goods or materials ; otherthan of a kind used for agriculture	13.457	23.873	30.706	44.905
84284000	Escalators and moving walkways	11	3.811	581	13.448
84289090	Other machinery ; otherthan	15.646	240.648	103.893	1.004.743
84291100	Bulldozers and angledozers ; track laying	98.320	117.580	556.442	828.922
84291900	Bulldozers and angledozers ; otherthan track laying	216.979	507.154	133.571	558.761
84292000	Graders and levellers	-	77.740	-	193.021
84293000	Scrapers	-	1	-	20

Tabel 3 : Ekspor Indonesia menurut Komoditi ( Kode HS 8 digit )

Maret 2023

Kode H S	Uraian golongan barang	Berat bersih (Kg)		Nilai F.O.B. ( U S \$ )	
		Bulan ini	Kumulatif	Bulan ini	Kumulatif
(1)	(2)	(3)	(4)	(5)	(6)
84294030	Tamping machines	-	240	-	450
84294040	Machinery road roller ; Vibratory smooth drum rollers, with a centrifugal force drum not exceeding 20 t by weight	436.442	1.035.713	2.111.779	4.999.077
84294050	Tamping machines ; Other vibratory road rollers	725	725	655	655
84294090	Other Tamping machines and road rollers	20.075	132.487	10.010	329.218
84295100	Mechanical shovels, excavators ; front- end shovel loaders	-	19.000	-	5.000
84295200	Mechanical shovels ; excavators ; Machinery with a 360o revolving superstructure	10.768.960	24.379.008	59.232.524	140.121.395
84295900	Mechanical shovels ; excavators ; otherthan ; front-end shovel loaders ; and Machinery with a 360o revolving superstructure	577.900	1.690.030	125.050	1.151.327
84301000	Pile-drivers and pile-extractors	-	13.550	-	11.286
84303100	Coal or rock cutters and tunnelling machinery ; self-propelled	43.700	43.700	297.988	297.988
84303900	Coal or rock cutters and tunnelling machinery ; otherthan self-propelled	210	210	107.417	107.417
84304100	Other boring or sinking machinery ; self-propelled	73.914	83.114	130.153	265.153
84304910	Other boring or sinking machinery ; Wellhead platforms with integrated production modules suitable for use in drilling operations	14.420	40.229	346.682	1.551.303
84304990	Other boring or sinking machinery ; otherthan ; Wellhead platforms with integrated production modules suitable for use in drilling operations	13.199	85.515	168.271	1.385.264
84305000	Other machinery ; self-propelled	-	9.000	-	150.000
84306900	Other machinery, not self-propelled ; otherthan ; tamping or compacting machinery	-	149	-	8.199
84311013	Machinery of heading 8425 ; of goods subheading 84251100 ; 84253100 ; or 84254910	-	44.179	-	522.320
84311019	Machinery of heading 8425 ; of electrically operated of goods subheading 84251100 ; 84253100 ; or 84254910	13.016	19.214	61.977	87.529
84311022	Machinery of heading 8425 ; of good subheading 84251900; 84253900; 84254100; 84254210; 84254290; of non electrically operated	1.248	2.746	29.232	65.309
84311029	Machinery of heading 8425 ; otherthan of good subheading 84251900; 84253900; 84254100; 84254210; 84254290; of non electrically operated	6.199	10.510	31.297	44.646
84312010	Machinery of heading 8427; subheading 842710 or 842720	23	25	1.728	2.146
84312090	Machinery of heading 8427; otherthan subheading 842710 or 842720	321	711	18.614	21.069
84313110	Of goods subheading 84281039 or 84281040 of lifts; skip hoists or escalators	-	80	-	539
84313120	Of goods subheading 84281031 or 84284000 of lifts; skip hoists or escalators	5.512	11.642	50.469	113.968
84313910	Machinery of heading 8428 ; of good subheading 84282010; 84283310; 84283910	-	14	-	158
84313940	Machinery of heading 8428; of automated machines for the transport, handling and storage of printed circuit boards, printed wiring boards or printed circuit assemblies	5	3.730	10	6.112
84313950	Machinery of heading 8428; other of goods subheading 842890	4	10	70	447
84313990	Machinery of heading 8428 other	45.918	162.041	313.002	939.914
84314190	Machinery of heading 8426; 8429 or 8430 ; bucket; shovels; grabs; and grips; otherthan for machinery of heading 8426	180.843	442.909	1.583.842	3.773.093
84314200	Machinery of heading 8426; 8429 or 8430 ; bulldozer or angledozer blades	-	26.870	-	40.000
84314300	Machinery of heading 8426; 8429 or 8430 ; part for boring or sinking machinery of subheading 843041 or 843049	1.183.958	2.452.596	10.706.018	22.833.967
84314910	Machinery of heading 8426; 8429 or 8430 ; parts of machinery of heading 8426	613.307	1.739.873	1.113.429	3.182.338
84314920	Machinery of heading 8426 ; 8429; or 8430; Cutting edges or end bits of a kind used for scrapers, graders or levellers	1.456.026	4.821.142	7.344.555	24.221.486

Tabel 3 : Ekspor Indonesia menurut Komoditi ( Kode HS 8 digit )

Maret 2023

Kode H S	Uraian golongan barang	Berat bersih (Kg)		Nilai F.O.B. ( U S \$ )	
		Bulan ini	Kumulatif	Bulan ini	Kumulatif
(1)	(2)	(3)	(4)	(5)	(6)
84314940	Machinery of heading 8426; 8429; or 8430 ; Cutting edges or end bits of a kind used for bulldozer or angledozer blades	98	1.974	675	4.149
84314950	Parts of road rollers	194.114	625.704	768.679	2.725.064
84314990	Oth parts suitable use of oth moving, grading, levelling, scraping, excavating, tamping, compacting	4.937.184	12.271.050	14.783.770	39.460.088
84321000	Ploughs Machinery	-	150	-	90
84328010	Other Agricutural or horticultural machinery for soil preparation or cultivation	-	228	-	2.061
84328090	Other than other agricultural machine for soil preparation or cultivation, other horticultural machine for soil preparation or cultivation, lawn rollers, and sports-ground rollers.	89	89	688	688
84329010	Parts of other than other agricultural machine for soil preparation or cultivation, other horticultural machine for soil preparation or cultivation.	572	33.480	18.233	1.079.723
84329090	Other parts of other than other agricultural machine for soil preparation or cultivation, other horticultural machine for soil preparation or cultivation, lawn rollers, and sports-ground rollers.	20	2.264	177	11.901
84331100	Mowers for lawns, parks or sports-grounds, powered with the cutting device rotating in a horizontal plane.	353.511	634.455	3.547.065	6.375.367
84331990	Mowers for lawns, parks or sports-grounds, not powered without the cutting device rotating in a horizontal plane.	250	705	116	616
84332000	Other mowers, including cutter bars for tractor mounting	5	20	40	115
84335100	Combine harvester-threshers machinery	3.300	9.940	3.600.000	3.659.596
84336010	Machines for cleaning, sorting or grading eggs, fruit or other agricultural produce, electrically operated	22	22	60	60
84336020	Machines for cleaning, sorting or grading eggs, fruit or other agricultural produce, not electrically operated	-	400	-	3.650
84339010	Castors wheels, of a diameter (including tyres) exceeding 100 mm but not exceeding 250 mm, provided that the width of any wheel or tyre fitted thereto exceeds 30 mm	166	406	66.378	66.741
84339020	Parts of powered mowers for lawn, parks/sport-grounds	860	6.806	5.705	22.517
84339090	Parts of oth harvesting/threshing machinery	7.209	8.052	34.074	38.045
84342000	Dairy machinery	690	690	2.236	2.236
84349000	Parts of Milking machines and dairy machinery	377	862	44.513	83.998
84351010	Electrically operated machines for pressing, crushing and manufacturing of wine, cider, fruit juices or similar beverages.	200	246	1.308	1.438
84351020	Non-electrically operated machines for pressing, crushing and manufacturing of wine, cider, fruit juices or similar beverages.	80	80	100	100
84359010	Parts of electrically operated machines for pressing, crushing and manufacturing of wine, cider, fruit juices or similar beverages.	-	10	-	20
84359020	Parts of non-electrically operated machines for pressing, crushing and manufacturing of wine, cider, fruit juices or similar beverages.	-	60	-	3.000
84361010	Electrically operated machines for preparing of animal feeding stuffs	200	200	293	293
84362110	Electrically operated machines for incubating and brooding of poultry	310	344	303	450
84362120	Non-electrically operated machines for incubating and brooding of poultry	-	21	-	30
84362910	Electrically operated machines for keeping of poultry	1.590	2.312	790	2.990
84368011	Other electrically operated machines for agricultural or horticultural	16.308	16.308	68.726	68.726
84368021	Other non-electrically operated machines for agricultural or horticultural	5	6	85	108
84369100	Parts of poultry-keeping machinery or poultry incubators and brooders	-	103	-	3.151
84369911	Parts of other electrically operated machines and equipment for agricultural or horticultural	53.503	80.936	298.457	434.985

Tabel 3 : Ekspor Indonesia menurut Komoditi ( Kode HS 8 digit )

Maret 2023

Kode H S	Uraian golongan barang	Berat bersih (Kg)		Nilai F.O.B. ( U S \$ )	
		Bulan ini	Kumulatif	Bulan ini	Kumulatif
(1)	(2)	(3)	(4)	(5)	(6)
84369919	Parts of oth forestry, poultry-keep/bee-keep machinery electrically operated & equipments	-	7	-	955
84371020	Non-electrically operated machine for cleaning, winnowing, sorting or grading of grains or dried leguminous vegetable, other than farm-type machinery	435	463	2.109	3.087
84371030	Electrically operated machine for cleaning, winnowing, sorting or grading of seed, other than farm-type machinery	-	130	-	3.078
84371040	Non-electrically operated machine for cleaning, winnowing, sorting or grading of seed, other than farm-type machinery	-	475	-	1.330
84378010	Electrically operated machine for hulling of rice and milling of cone type rice, other than farm-type machinery	1.250	1.595	1.337	2.437
84378020	Non-electrically operated machine for hulling of rice and milling of cone type rice, other than farm-type machinery	1.725	5.183	12.066	40.402
84378030	Electrically operated machine for milling of industrial type coffe and rice, other than farm-type machinery	3.236	4.226	11.498	17.611
84378040	Non-electrically operated machine for milling of industrial type coffe and rice, other than farm-type machinery	100	150	102	300
84378059	Other machine used in the milling indust or working of cerals, electrically operated	609	1.270	6.218	8.477
84378069	Other machine used in the milling indust or working of cerals, not electrically operated	150	2.310	200	5.375
84379011	Parts of electrically operated machine for cleaning, winnowing, sorting or grading of seed, grains or dried leguminous vegetable, other than farm-type machinery	-	50	-	25
84379019	Parts of elect operated machines for used in the milling industry/for the working of cereals/dried vegetables	20	20	30	30
84379029	Parts of non elect operated machinesfor used in the milling industry/for the working of cereals/dried vegetables	1.070	3.162	4.195	11.559
84381000	Bakery machinery and machinery for the manufacture of macaroni, spaghetti or similar products	60	15.274	25	380.731
84382010	Electrically operated machine for manufacturing of confectionery, cocoa or chocolate	-	310	-	10.048
84385000	Machinery for the preparation of meat or poultry	85	280	94	718
84386000	Machinery for the preparation of fruits, nuts or vegetables	337	745	2.169	7.639
84388011	Electrically operated machine for pulpering of coffee	-	834	-	2.691
84388012	Non-electrically operated machine for pulpering of coffee	500	1.000	53	1.685
84388022	Non-electrically operated machine for the preparation of fish, crustaceans or molluscs	-	144	-	3.565
84388091	Other machine for the industrial preparation/manufacture,electrically operated	16	116	55	774
84388092	Other machine for the industrial preparation/manufacture,not electrically operated	17	17	1.149	1.157
84389011	Parts of electrically operated machine for manufacturing of sugar	3	3	50	50
84389019	Parts of goods of oth elect machinesfor industrial preparationor manufacture of food/drink, oth than sugar &coffee pulper	3.768	10.923	46.137	191.396
84389029	Parts of goods of oth non elect machinesfor industrialprep/manufact of food/drink, oth than sugar &coffee pulper	47	51	920	1.017
84391000	Machinery for making pulp of fibrous cellulosic material	0	0	2	2
84393000	Machinery for finishing paper or paperboard	-	5	-	10
84399100	Parts of machinery for making pulp of fibrous cellulosic material	1.786	8.046	52.368	136.904
84399900	Parts of machinery for making or finishing paper or paperboard	3.239	12.922	158.951	371.589
84401010	Electrically operated machine for binding book	7.980	7.980	10.060	10.060
84401020	Non-electrically operated machine for binding book	-	25	-	20
84409000	Parts of book-binding machinery and parts of book-sewing machines	596	2.599	36.874	228.383
84411010	Electrically operated machine for cutting	5	17	25	92
84411020	Non-electrically operated machine for cutting	7	35	323	338



Tabel 3 : Ekspor Indonesia menurut Komoditi ( Kode HS 8 digit )

Maret 2023

Kode H S	Uraian golongan barang	Berat bersih (Kg)		Nilai F.O.B. ( U S \$ )	
		Bulan ini	Kumulatif	Bulan ini	Kumulatif
(1)	(2)	(3)	(4)	(5)	(6)
84412000	Machines for making bags, sacks or envelopes	36.900	36.900	25.000	25.000
84413000	Machines for making cartons, boxes, cases, tubes, drums or similar containers, other than by moulding	325	328	8.952	9.388
84418020	Oth machinery for making up paper pulp,paper/paperboardnot electrically operated	-	45	-	20
84419000	Parts of other machinery for making up paper pulp, paper or paperboard, including parts of cutting machines of all kinds	368	265.508	5.543	57.254
84423000	Machinery, apparatus and equipment for preparing or making plate	2	54	21	5.974
84424000	Parts of machinery, apparatus and equipment for preparing or making plate	57	4.145	34.293	61.196
84425000	Plates, cylinders and other printing components; plates, cylinders and lithographic stones, prepared for printing purposes (for example, planed, grained or polished)	2.818	24.908	15.799	115.258
84431100	Offset printing machinery, reel-fed	9.011	9.011	8.203	8.203
84431300	Offset printing machinery, sheet-fed, office type (using sheets with one side exceeding 22 cm and the other side exceeding 36 cm in the unfolded state)	50.600	97.387	237.793	380.106
84431600	Flexographic printing machinery	300	300	1.950	1.950
84431700	Gravure printing machinery	-	250	-	61.447
84431900	Printing machinery; used for printing by means of plates, cylinders and other printing components of heading 84.42, n.e.c. in item no. 8443.1	3.127	75.736	118.210	799.297
84433111	Colour Printer-copiers, printing by the ink-jet process	40	42	1.035	2.455
84433119	Non-colour Printer-copiers, printing by the ink-jet process	7.135	13.400	18.728	41.912
84433121	Colour Printer-copiers, printing by the laser process	-	3	-	852
84433129	Non-colour Printer-copiers, printing by the laser process	80	83	801	806
84433139	Combination of non-colour printer-copier-facsimile machines	-	30	-	960
84433191	Combination printer-copier-scanner-facsimile machines	3.296.313	11.890.724	96.751.782	291.504.822
84433199	Oth machineswhich perform >= 2 function of printing, copying/facs, capable of connect to an auto data process/network	49	279	1.803	18.038
84433219	Non-colour dot matrix printers	343.143	1.404.910	9.290.405	30.179.670
84433221	Colour ink-jet printers	300.111	825.946	4.371.108	11.878.772
84433229	Non-colour ink-jet printers	388	1.119	6.938	39.185
84433231	Colour laser printers	-	638	-	30.500
84433239	Non-colour laser printers	-	17	-	86
84433250	Screen printing machinery for the manufacture of printed circuit boards or printed wiring boards	10	10	50	50
84433290	Oth printers,copying machines& facsimile, not combined;capable to connect to network	206.190	523.842	8.440.787	19.140.069
84433910	Electrostatic photocopying apparatus, operating by reproducing the original image directly onto the copy (direct process)	-	301	-	201
84433920	Electrostatic photocopying apparatus, operating by reproducing the original image via an intermediate onto the copy (indirect process)	75	600	700	3.300
84433940	Ink-jet printer, not capable of connect to a network	1.009	3.867	12.192	44.773
84433990	Oth printers,copying machines& facsimile, not capable to connect to a network	144	345	8.419	14.126
84439100	Parts and accessories of printing machinery used for printing by means of plates, cylinders and other printing components of heading 8442	147.951	496.309	11.065.103	34.893.999
84439910	Parts of screen printing machinery for the manufacture of printed circuit boards or printed wiring boards	-	22	-	1.747
84439920	Ink-filled printer cartridges	523.211	1.355.300	9.940.422	29.911.546
84439930	Paper feeders; paper sorters	2	2	80	81
84439990	Parts and accessories of other printing machinery	93.085	229.349	1.436.936	3.986.595
84440010	Electrically operated machines for extruding, drawing, texturing or cutting man- made textile materials	16	16	95	95
84451110	Electrically operated machines for textile carding	-	13.100	-	15.500

Tabel 3 : Ekspor Indonesia menurut Komoditi ( Kode HS 8 digit )

Maret 2023

Kode H S	Uraian golongan barang	Berat bersih (Kg)		Nilai F.O.B. ( U S \$ )	
		Bulan ini	Kumulatif	Bulan ini	Kumulatif
(1)	(2)	(3)	(4)	(5)	(6)
84451930	Cotton gins machines	-	4.375	-	94.444
84452010	Electrically operated machines for spinning textile	375	375	1.636	1.636
84454010	Electrically operated machines for winding or reeling textile	4.108	7.809	80.847	112.947
84463000	Machines for weaving fabrics of a width exceeding 30 cm, shuttleless type	-	135.840	-	382.979
84472010	Flat knitting machines and stitch-bonding machines, electrically operated	750	1.500	526	1.051
84479010	Electrically operated machines for making gimped yarn, tulle, lace, embroidery, trimmings, braid or net and for tufting	60	111	1.000	4.022
84479020	Non-electrically operated machines for making gimped yarn, tulle, lace, embroidery, trimmings, braid or net and for tufting	12	40	68	1.381
84481110	Electrically operated dobbies ana jackquards and electrically operated machines for card reducing, copying, punching or assembling for use therewith	27.450	27.450	5.000	5.000
84482000	Parts and accessories of machines of heading 8444 or of their auxiliary machinery	2.763	9.328	453.055	1.250.995
84483100	Card clothing	-	198	-	5.049
84483200	Part & acc of machines for preparing textile fibres, oth than card clothing	-	1	-	10
84483300	Spindles, spindle flyers, spinning rings and ring travellers	127	409	6.435	81.342
84483900	Combs, extruding nipples, shuttles, healds and heald-frames, hosiery needles	24	3.975	61	15.906
84484200	Reeds for looms, healds and heald-frames	445	1.008	46.629	77.616
84484911	Shuttles for electrically operated machines	70	129	40	21.565
84484990	Other parts and accessories of weaving machines (looms) or of their auxiliary machinery, other than Shuttles	5.926	16.823	305.717	897.675
84485100	Sinkers, needles and other articles used in forming stitches	1	1	3	3
84485900	Parts and accessories of machines of heading 8447 or of their auxiliary machinery other than sinkers, needles and other articles used in forming stitches	5.042	15.899	38.146	210.905
84490000	Machinery for the manufacture or finishing of felt or nonwovens in the piece or in shapes, including machinery for making felt hats; blocks for making hats	-	2.275	-	20.000
84501110	Fully-automatic household or laundry-type machines, each of dry linen capacity not exceeding 6 kg	819	1.249	2.388	3.418
84501190	Fully-automatic household or laundry-type machines, each of dry linen capacity exceeding 6 kg but not exceeding 10 kg	86.099	242.989	397.648	1.123.630
84501210	Household or laundry-type machines with built in centrifugal drier, each of dry linen capacity not exceeding 6 kg	50	50	873	873
84501290	Household or laundry-type machines with built in centrifugal drier, each of dry linen capacity exceeding 6 kg but not exceeding 10 kg	26.214	70.740	125.656	361.210
84501919	Other household or laundry-type machines, electrically operated, with a dry linen capacity exceeding 6 kg but not exceeding 6 kg	166	283	1.125	2.443
84501999	Other household or laundry-type machines, non-electrically operated, with a dry linen capacity exceeding 6 kg but not exceeding 6 kg	-	20	-	1.866
84502000	Householde or laundry-type machines, each of dry linen capacity exceeding 10 kg	60.174	175.280	286.882	871.316
84509010	Parts of householde or laundry-type machines, each of dry linen capacity exceeding 10 kg	1.206	4.603	38.935	144.518
84509020	Parts of machines of subheading 845011, 845012 or 845019	373	2.815	2.341	19.381
84511000	Dry-cleaning machines	-	1.003	-	4.496
84512100	Drying-machines each of a dry linen capacity not exceeding 10 kg	1.750	4.071	7.500	19.046
84512900	Drying-machines each of a dry linen capacity exceeding 10 kg	500	1.000	5.324	10.647
84513010	Single roller type domestic ironing machines	-	5	-	88
84513090	Presses machines including fusing presses	0	365	10	3.071

Tabel 3 : Ekspor Indonesia menurut Komoditi ( Kode HS 8 digit )

Maret 2023

Kode H S	Uraian golongan barang	Berat bersih (Kg)		Nilai F.O.B. ( U S \$ )	
		Bulan ini	Kumulatif	Bulan ini	Kumulatif
(1)	(2)	(3)	(4)	(5)	(6)
84515000	Machines for reeling, unreeling, folding, cutting or pinking textile fabrics	-	2.513	-	57.384
84518000	Machines for dressing, finishing, coating or impregnating textile yarns, fabrics or made up textile articles; for applying the paste to the base fabric or other support used in the manufacture of floor coverings such as linoleum	10	60	50	4.908
84519090	Parts of machines of a dry linen capacity exceeding 10 kg	169	217	2.795	7.528
84521000	Sewing machines of the household type	1.028	2.224	13.643	43.040
84522100	Other sewing machines, other than book-sewing machines, with automatics unit	371	3.879	5.087	8.711
84522900	Other sewing machines, other than book-sewing machines, with non-automatics unit	2.672	12.381	30.477	46.503
84523000	Sewing machine needles	3	3	1.892	2.107
84529011	Arms and beds; stands with or without centre frames; flywheels; belt guards; treadles or pedals of machinery of subheading 84521000	-	42.909	-	59.253
84529012	Furniture, bases and covers and parts thereof of machinery of subheading 84521000	37	131	1.224	4.713
84529019	Other parts of sewing machines of subheading 84521000	1	4	31	101
84529099	Other parts of sewing machines of other than machinery of subheading 84521000	-	6.472	-	2.187
84531010	Electrically operated machines for preparing, tanning or working hides, skins or leather, other than sewing machines	-	24.300	-	66.423
84532010	Electrically operated machines for making or repairing footwear, other than sewing machines	9.096	9.096	8.635	8.635
84532020	Non-electrically operated machines for making or repairing footwear, other than sewing machines	-	3.159	-	8.100
84538010	Electrically operated machines for making or repairing other articles of hides, skins or leather, other than sewing machines	9.668	16.203	148.500	208.500
84539000	Parts of machinery of subheading 8453	39	2.763	737	9.173
84541000	Converters of a kind used in metallurgy or in metal foundries	7	37	13	605
84542000	Ingot moulds and ladles of a kind used in metallurgy or in metal foundries	536	4.912	5.600	51.461
84543000	Casting machines of a kind used in metallurgy or in metal foundries	121	163	4.867	13.794
84549000	Parts of converters, ladles, ingot moulds & casting machines	66.138	211.304	370.379	1.216.111
84553000	Rolls for rolling mills	-	2.542	-	30.616
84559000	Other parts of metal-rolling mills	-	7	-	188
84561190	Other operated by laser machine-tools for working any material by removal of material	32	397	13.229	72.419
84561290	Other operated by other light or photon beam machine-tools for working any material by removal of material	-	5	-	50
84563000	Machine-tools for working any material by removal of material, by electro-discharge process	7	12.007	10	16.010
84565000	Water-jet cutting machines	30	37	348	713
84569090	Machine-tools for working any material by removal of material, by ionic-beam process	-	294	-	26.430
84571010	Machining centres of spindle power not exceeding 4 kW for working metal	47	52	12.462	14.146
84581190	Horizontal lathes for removing metal, numerically controlled of spindle exceeding 4 kW	-	5.907	-	4.964
84581910	Horizontal lathes for removing metal, non-numerically controlled with the distance between the main spindle centre and the bed not exceeding 300 mm	-	7.000	-	1.950
84589100	Other lathes for removing metal, numerically controlled	-	4.600	-	26.692
84589990	Other lathes for removing metal, non-numerically controlled, with the distance between the main spindle centre and the bed exceeding 300 mm	24	24	48	48
84592100	Other drilling machines that numerically controlled	13	13	59	59
84592910	Other drilling machines that non-numerically controlled and electrically operated	154	618	58.455	126.895

Tabel 3 : Ekspor Indonesia menurut Komoditi ( Kode HS 8 digit )

Maret 2023

Kode H S	Uraian golongan barang	Berat bersih (Kg)		Nilai F.O.B. ( U S \$ )	
		Bulan ini	Kumulatif	Bulan ini	Kumulatif
(1)	(2)	(3)	(4)	(5)	(6)
84592920	Other drilling machines that non-numerically controlled and non-electrically operated	25	81	5.530	25.749
84593910	Other boring-milling machines that non-numerically controlled and electrically operated	24	34	45	62
84594100	Other boring machines that numerically controlled	4.900	4.900	26.184	26.184
84595100	Knee-type milling machines that numerically controlled	-	1.800	-	3.500
84597010	Other threading or tapping machines that electrically operated	-	10	-	100
84601200	Numerically controlled flat-surface grinding machines	8	17	15	60
84601900	Non-numerically controlled flat-surface grinding machines	28	651	193	2.127
84602400	Other of other grinding machines, numerically controlled	20	20	35	35
84602910	Other grinding machines, not numerically controlled,electrically operated	2	2	46	46
84602920	Other grinding machines, not numerically controlled,not electrically operated	7	7	1.966	1.966
84603110	machinestools, numerically controlled, for sharpening drillingbits,shank diameter<=3,175mm, fixed collets, power<=0.74kW	-	96	-	209
84603190	machinestools, numeric controlled, for sharpen drill bits oththan shank diameter<=3,175mm, fixed collets, power<=0.74kW	12	492	50	6.594
84603910	Oth sharpening (tool/cutter grinding) mach, not numericallycontrolled, electrically operated	16	128	456	671
84604000	Honing or lapping machines	1.278	1.302	8.922	8.990
84609010	Oth mach-tools for deburring, sharpening, grinding, honing, lapping, or similar, electrically operated	-	1.100	-	121.953
84609020	Oth mach-tools for deburring, sharpening, grinding, honing, lapping, or similar, not electrically operated	0	25	1	46
84615000	Sawing or cutting-off machines	11	6.198	76	169.365
84619090	Other machine-tools working by removing metal or cermets, not elsewhere specified or included	39	5.065	703	331.865
84621100	Closed die forging machines	74.022	87.822	483.278	576.252
84621900	Other hot forming machines for forging and hot hammers	75.486	78.774	31.505	100.883
84622210	Numerically controlled machines for profile forming	-	1.248	-	86.686
84622290	Non-numerically controlled machines for profile forming	-	503.500	-	1.000.049
84622300	Numerically controlled press brakes	25	275	30	730
84622600	Other numerically controlled bending, folding, straightening or flattening machines	-	14.400	-	105.880
84622900	Bending, folding, straightening or flattening machines (including press brakes) for flat products other than HS Code 84622210-84622600	15	5.915	58	57.058
84624900	Non-numerically controlled machines for punching, notching or nibbling (excluding presses) for flat products and combine both of punching and shearing	-	6.382	-	21.222
84626119	Other numerically controlled hydraulic presses machines	99	99	296	296
84626199	Other non-numerically controlled hydraulic presses machines	-	7.600	-	23.666
84626219	Other numerically controlled mechanical presses machines	1.600	2.000	4.030	5.038
84626299	Other non-numerically controlled mechanical presses machines	16	2.766	798	44.798
84629090	Machine tools, other die forging or die stamping machines	40	6.353	1.950	84.776
84631010	Draw-benches for bars, tubes, profiles, wire/the like,electrically operated	64.540	64.540	507.783	507.783
84633010	Machines for working wire, electrically operated	-	2.355	-	95.732
84641010	Sawing machines for working stone, ceramics/like mineralmaterials/for cold-working glass, electrically operated	1	1	5	5
84651000	machineswhich can carry out diff types of machining operationsw/o tool change between such operations	12	12	30	30
84652000	Machining centres	50	50	4.945	4.945
84659110	Sawing machines for scoring PCB/ PWB or PCB/PWB substrateselectrically operated	101.393	101.393	487.731	487.731

Tabel 3 : Ekspor Indonesia menurut Komoditi ( Kode HS 8 digit )

Maret 2023

Kode H S	Uraian golongan barang	Berat bersih (Kg)		Nilai F.O.B. ( U S \$ )	
		Bulan ini	Kumulatif	Bulan ini	Kumulatif
(1)	(2)	(3)	(4)	(5)	(6)
84659190	Sawing machines other than of a kind used for scoring printed circuit boards or printed wiring boards or printed circuit board or printed wiring board substrates	6	4.694	52	41.772
84659210	Planing, milling/moulding machinesfor routing PCB/PWB or PCB/PWB substrates, accepting router bits with shank D<=3.175mm	176	176	34.541	34.541
84659290	Planing, milling or moulding (by cutting) machines for routing PCB/PWB or PCB/PWB substrates, accepting router bits with a shank diameter exceeding 3175 mm, for scoring PCB/PWB or PCB/PWB substrates	-	170	-	235
84659400	Bending or assembling machines	-	1.135	-	6.114
84659510	Drilling machinesfor manufact of PCB/PWB, with a spindle speed>50,000rpm and accept drill bits of shank D<=3.175mm	0	0	137	137
84659590	Drilling machines for the manufacture of printed circuit boards or printed wiring boards, with a spindle speed not exceeding 50,000 rpm & accepting drill bits of a shank diameter not exceeding 3175 mm	-	5.905	-	76.546
84659600	Splitting, slicing or paring machines	-	193	-	533
84659960	Oth machinestools for working wood, cork, bone/similar hardmaterials, electrically operated	-	4.613	-	59.285
84659990	Oth machinestools for working wood, cork, bone/similar hardmaterials, not electrically operated	-	22.256	-	13.903
84661010	Tool holder&self-opening diehead for machinesof 84569010, 84569020/84603110/84659110/84659210/84659510/84659950	5.606	16.736	48.634	145.201
84661090	Tool holder&self-opening diehead for machinesoth of 8456901084569020/84603110/84659110/84659210/84659510/84659950	2.565	4.888	235.964	312.950
84662010	Work holders for machinesof 85469010, 84569020, 84603110,84659110, 84659210, 84659510, 84659950	17	20	2.144	3.398
84662090	Work holders for machinesoth than of 85469010, 84569020,84603110, 84659110, 84659210, 84659510, 84659950	60.810	177.709	277.337	954.255
84663000	Dividing heads and other special attachments for machines	240	397	16.097	25.802
84669100	Parts for machines of heading 8464	-	7.065	-	20.540
84669200	Parts for machines of heading 8465	-	103	-	2.972
84669330	Parts for machines of subheading 84561110, 84561210, 84562000, or 84563000, of a kind used solely or principally for the manufacture of printed circuits, printed circuit assemblies, parts of machines of heading 8517, or parts of automatic data processing machines of heading 8471; for machines of subheading 845710, 84589100, 84592100, 84592910,84596100, 84596910, or 84615000, of a kind used solely or principally for the manufacture of parts of machines of heading 8517, or parts of automatic data processing machines of heading 8471	29	29	197	197
84669390	Oth parts & accessories for machines of head 8456 to 8461oth than subhead 84564010,84569020 or 84603110	2.634	10.041	128.540	698.771
84669400	Machine-tools; parts and accessories, for the machines of heading no. 8462 or 8463, n.e.c. in heading no. 8466	7.285	13.546	406.941	529.277
84671100	Tools for working in the hand pneumatic rotary tipe (including combined rotary-percussion)	245	531	77	6.798
84671900	Tools for working in the hand pneumatic other rotary tipe (including combined rotary-percussion)	1.670	2.854	7.287	37.515
84672100	Drills of all kinds with self-contained electric motor	151	944	1.321	3.121
84672200	Saws with self-contained electric motor	279	862	4.056	4.750
84672900	Tools; for working in the hand, with self-contained electric motor; other than saws and drills	3.543	4.622	30.075	44.091
84678100	Chains saws with self-contained electric motor	1	429	19	7.399

Tabel 3 : Ekspor Indonesia menurut Komoditi ( Kode HS 8 digit )

Maret 2023

Kode H S	Uraian golongan barang	Berat bersih (Kg)		Nilai F.O.B. ( U S \$ )	
		Bulan ini	Kumulatif	Bulan ini	Kumulatif
(1)	(2)	(3)	(4)	(5)	(6)
84678900	Tools; for working in the hand, (other than chain saws), hydraulic or with self-contained non-electric motor, (not pneumatic)	116	2.383	8.366	23.239
84679110	Part of chains saws of electro-mechanical type	48	48	658	658
84679190	Other part of chains saws of electro-mechanical type	8	98	46	346
84679200	Parts of tools working in the hand of pneumatic	273	279	1.171	1.556
84679910	Other parts of tools of goods of drills, saws & all kinds non-electric motor	2.455	6.987	13.679	33.973
84679990	Other parts of tools of goods of other than drills, saws and all kinds, non-electric motor	1.566	7.594	14.382	45.307
84681000	Hand-held blow pipes	-	29	-	780
84682010	Hand-operated (not hand-held) gas welding or brazing appliances for metal	2	1.144	220	1.175
84682090	Other hand-operated (not hand-held) gas welding or brazing appliances for other than metal	16	1.807	68	42.702
84688000	Machinery and apparatus; for soldering, brazing or welding, whether or not capable of cutting, n.e.c. in heading no. 8468	5	1.517	101	13.548
84689090	Parts of goods of gas welding or brazing appliances for other than metal	508	1.494	229.333	302.448
84701000	Electronic calc,pocket-size data recording, reproducing and displaying machines with calculating functions	2.455	2.514	2.015	2.590
84702100	Calculating machines; electronic, incorporating a printing device, needing an external source of power	30	35	150	308
84702900	Calculating machines; electronic, (not incorporating a printing device), needing an external power source	30	60	140	220
84703000	Calculating machines; non-electronic	1	2	19	35
84705000	Cash register	9.169	26.858	133.530	626.561
84709010	Postage-franking machines	-	2	-	25
84709090	Ticket-issuing machines and similar machines	8	24	206	1.242
84713020	Laptops including notebooks and subnotebooks	5.373	33.873	231.141	836.160
84713090	Oth portable automatic data processing machines, weighting<= 10 kg	559	13.080	64.013	1.945.527
84714110	Personal computers excl portable computer,CPU& I/O unitwhether or not combined	48	433	2.557	13.323
84714190	Other PC excluding portable computer,CPU& I/O unit whether or not combined	230.158	444.836	10.147.947	19.592.636
84714910	Personal computers in the form of systems excl portable computers (laptop/notebook)	53	8.759	1.261	952.948
84714990	Other personal computers in the form of systems excluding portable computers (laptop/notebook)	1.848	3.259	473.158	819.064
84715010	Processing units for personal (incl. portable) computers not comprising & not presented in the form systems systems	1.242	11.876	37.220	560.416
84715090	Oth processing unit for personal comp.(excl.portable comp) not comprising & not presented in the form systems systems	891	21.784	191.445	623.747
84716030	Computer keyboards	1.113	3.398	83.524	235.088
84716040	Mouses, light pens, joysticks, track balls, and touch sensitive screens	31.295	81.870	1.836.748	4.328.503
84716090	Other input or output units, whether or not containing storage units in the same housing	7.246	111.571	330.427	4.089.768
84717020	Hard disk drive	26.671	84.022	82.368	256.962
84717030	Tape drive	59	489	12.431	40.470
84717040	Optical disk drives, including CD-ROM drives, DVD drives and CD-R drives	54	78	2.382	10.309
84717090	Storage units other than hard disk drives, tape drives, optical disk drives, including CD-ROM drives, DVD drives and CD-R drives	452	2.974	87.227	1.985.469
84718010	Control and adaptor units	2.730	7.565	221.582	871.997
84718070	Sound cards or video cards	50	88	10.055	21.088
84718090	Other control units	347	1.431	72.978	217.475

Tabel 3 : Ekspor Indonesia menurut Komoditi ( Kode HS 8 digit )

Maret 2023

Kode H S	Uraian golongan barang	Berat bersih (Kg)		Nilai F.O.B. ( U S \$ )	
		Bulan ini	Kumulatif	Bulan ini	Kumulatif
(1)	(2)	(3)	(4)	(5)	(6)
84719010	Bar code readers	62.401	180.778	2.645.272	6.490.177
84719030	Electronic fingerprint identification systems	-	398	-	17.860
84719040	Other optical character readers	19	195	19.183	25.329
84719090	Other units of automatic data processing machines :	12.958	45.864	6.079.557	19.562.068
84729010	Automatic teller machines	42	42	3.387	3.387
84729049	Oth typewriters auto oth than printers of heading 8443	79	433	21.336	91.944
84729050	Word-processing machines	2.080	15.400	40.350	309.878
84729060	Other word-processing machines with electrically operated	10	10	246	246
84729090	Other word-processing machineswith not electrically operated	26	13.236	362	24.370
84732100	Parts of the electronic calculating machines of subheading 84701000, 84702100 or 84702900	29	97	754	1.441
84732900	Parts of the electronic calculating machines oth thansubheading 84701000, 84702100 or 84702900	7.260	7.848	743.014	891.616
84733010	Parts and accessories assembled printed circuit boards of the machines of heading 8471	76.836	267.680	16.136.499	33.575.122
84733090	Parts and accessories assembled other thanprinted circuit boards of the machines of heading 8471	169.469	1.208.886	11.963.756	30.952.260
84734000	Parts and accessories of the machines of heading 8472	5.410	12.361	1.414.188	3.100.425
84735010	Parts and accessories suitable for use with the machines of heading 8471	-	3.509	-	12.814
84735090	Parts and accessories suitable for use with the machines of heading 8470 and 8472	6.187	9.655	84.502	199.666
84741010	Sorting, screening, separating or washing machines electrically operated	31	1.742	75	1.794
84741020	Sorting, screening, separating or washing machines non electrically operated	75	75	400	400
84742019	Crushing or grinding machines stone electrically operatedfor other than stone	386	704	250	504
84742029	Crushing or grinding machines stone not electrically operated for other than stone	-	750	-	526
84743110	Concrete or mortar mixers electrically operated	7.524	11.302	17.513	23.145
84743120	Concrete or mortar mixers not electrically operated	600	1.600	513	4.814
84743219	Machines for mixing mineral substances with bitumen electrically operated of an output capacity > 80 t/h	-	600	-	1.900
84743229	Machines for mixing mineral substances with bitumen not electrically operated of an output capacity > 80 t/h	750	4.470	526	2.892
84743910	Other machines for mixing mineral substances with bitumen electrically operated	6	15.465	173	29.106
84748010	Machinery for agglomerating, shaping or moulding, for forming foundry moulds of sand electrically operated	-	28.860	-	83.287
84748020	Machinery for agglomerating, shaping or moulding, for forming foundry moulds of sand not electrically operated	-	70	-	733
84749000	Parts of machines of subheading 8474	3.869.639	16.825.208	13.302.507	41.465.024
84751000	Machines for assembling electric or electronic lamps, tubes or valves or flashbulbs, in glass envelopes	26	33	710	730
84752900	Machines; for manufacturing or hot working glass or glassware, not for making optical fibres and preforms thereof	-	67.000	-	200.000
84769090	Parts of automatic goods-vending machines other than money changing machines	3.219	33.447	92.921	835.189
84771010	Injection machines for moulding rubber	27.510	59.671	82.490	319.213
84771039	Other injection machines for palstics	10	23.216	63	13.059
84772020	Extruders machine for plastics	-	22.403	-	33.912
84773000	Blow moulding machines	5.784	7.960	107.413	148.113
84774020	Vacuum machines for moulding or forming plastics	-	17.200	-	34.979
84775100	Machines for moulding or retreading pneumatic tyres or formoulding or otherwise forming inner tubes	551	551	3.294	3.294
84775910	Other machines for moulding or forming rubber	175	13.403	410	380.674
84775920	Other machines for moulding or forming plastics	77	312	1.113	2.228
84778010	Other machine for working rubber/products from rubber, electrically operated	-	2.690	-	89.738

Tabel 3 : Ekspor Indonesia menurut Komoditi ( Kode HS 8 digit )

Maret 2023

Kode H S	Uraian golongan barang	Berat bersih (Kg)		Nilai F.O.B. ( U S \$ )	
		Bulan ini	Kumulatif	Bulan ini	Kumulatif
(1)	(2)	(3)	(4)	(5)	(6)
84778031	Lamination presses for the manufacture of PCB/PWBelectrically operated	140	140	260	260
84778039	Oth lamination presses for plastics/products from plastics, electrically operated	7.890	9.307	120.094	149.542
84778040	Other machine for working plastics/products from plastics, not electrically operated	-	5	-	15
84779010	Parts of machine for working rubber/products from rubber, electrically operated	6.054	14.163	17.833	43.348
84779020	Parts of machine for working rubber/products from rubber, not electrically operated	5.060	5.067	180.659	180.807
84779032	Parts of lamination presses for the manufacture of PCB/PWBelectrically operated	477	2.344	20.045	120.066
84779039	Parts of electric machine for working plastic&productsoth than lamination presses for manufacture of PCB/PWB	3.714	11.627	95.855	222.361
84779040	Parts of non-electric machine for working plastics/products from plastics materials	53	216	155	2.574
84781010	Machines for preparing or making up tobacco,electrically operated	29.908	58.066	1.737.820	3.347.047
84781020	Machines for preparing or making up tobacco, not electrically operated	10.241	23.056	161.199	327.460
84789000	Parts of machinery for preparing or making up tobacco that not specified or included machines elsewhere in this Chapter	1.392	1.599	84.938	122.228
84791010	Machines for public works/building/the like, electrically operated	954	29.354	65.743	327.600
84791020	Machines for public works/building/the like, not electrically operated	601	921	2.045	5.519
84792010	Machines for the extraction/preparation of animal/fixed vegetable fats or oils, electrically operated	3.600	3.790	104	5.423
84792020	Machines for the extraction/preparation of animal/fixed vegetable fats or oils, not electrically operated	7	11	10	15
84793000	Presses for the manufacture of particle board or fibre building board of wood or other ligneous materials and other machinery for treating wood or cork	-	1	-	64
84794010	Rope or cable-making machines, electrically operated	940	940	74.580	74.580
84795000	Industrial robots machines,not elsewhere specified/included	20.002	20.298	150.096	173.806
84796000	Machines evaporative air coolers	-	6.785	-	17.383
84797100	Passenger boarding bridges of kind a used in airports	-	273.022	-	1.423.217
84797900	Machinery and mechanical appliances; passenger boarding bridges, other than of a kind used in airports	9.495	25.829	323.405	456.976
84798110	Machines for treating metal, including electric wire coilwinders, electrically operated	1.240	43.312	121.927	746.944
84798210	Mixing, kneading, crushing, grinding, screening, sifting, homogenising, emulsifying/stirring machines, electically operated	2.500	55.841	13.812	272.557
84798220	Mixing, kneading, crushing, grinding, screening, sifting, homogenising, emulsifying/stirring machines, not elect. operated	300	1.229	1.400	11.300
84798300	Cold isostatic presses	-	5	-	512
84798910	Automated machines for the placement or the removal of components or contact elements of a kind used solely or principally for the manufacture of printed circuit assemblies	332	4.132	6.357	111.057
84798950	Machines for assembling CPU daughter boards in plastic cases or housings; apparatus for the regeneration of chemical solutions used in the manufacture of PCB; equipment for mechanically cleaning the surfaces of PCB during manufacturing; registration equipment for the alignment of PCB or PCA in the manufacturing process	1	9.272	239	122.549
84798969	Electrically operated non-automatic service-vending machines	68.453	158.281	497.991	2.624.545



Tabel 3 : Ekspor Indonesia menurut Komoditi ( Kode HS 8 digit )

Maret 2023

Kode H S	Uraian golongan barang	Berat bersih (Kg)		Nilai F.O.B. ( U S \$ )	
		Bulan ini	Kumulatif	Bulan ini	Kumulatif
(1)	(2)	(3)	(4)	(5)	(6)
84798970	Non-electrically operated automatic service-vending machines	3.252	434.352	19.773	1.090.662
84799010	Non-electrically operated non-automatic service-vending machines	51	440	76.230	179.065
84799050	Parts of goods of subheading 84798910	33.641	58.037	135.236	233.002
84799090	Parts of goods of subheading 84798950	300.440	1.182.372	3.514.052	6.829.674
84801000	Moulding boxes for metal foundry	-	7.408	-	34.518
84802000	Mould bases	12.272	42.786	51.800	835.633
84803010	Moulding patterns of copper	-	11.705	-	4.427
84803090	Moulding patterns of other materials	5.763	60.622	203.867	356.669
84804100	Moulds for metal/metal carbides injection or compression types	15.359	56.729	636.640	1.775.250
84804900	Moulds; for metal or metal carbides, other than injection or compression types	56.596	81.378	280.866	371.832
84806000	Moulds for mineral materials	19.753	38.014	157.443	423.645
84807110	Moulds for footwear soles, injection or compression types	9.131	40.574	116.120	599.781
84807190	Other moulds for rubber plastics, injections types	74.135	283.490	709.295	2.171.517
84807910	Moulds for footwear soles, not injection/compression types	9.783	36.155	389.569	491.904
84807990	Other moulds for rubber plastics, not injections types	25.246	40.678	300.836	569.116
84811011	Sluice / gate valves with 5 cm ? internal diameter ? 40 cm	-	104	-	4.587
84811019	Other sluice / gate valves of iron or steel	7.580	17.178	72.138	299.999
84811021	Sluice / gate valves of copper/copper alloy an internal diameter<= 2,5 cm	457	571	470	515
84811099	Other taps, cocks, valves & similar appliances for pipes, boiler shells, tanks, vats or the like	63.975	186.066	921.522	2.607.157
84812011	Manually operated sluice or gate valves of iron or steel with inlet or outlet of an internal diameter exceeding 5 cm but not exceeding 40 cm	32.000	32.030	21.600	21.810
84812019	Manually operated sluice or gate valves of other than iron or steel with inlet or outlet of an internal diameter exceeding 5 cm but not exceeding 40 cm	501	653	9.449	9.952
84812020	Sluice/gate valves of copper/alloy 1 cm ? int.diam ? 2,5 cm of plastics 1 cm<=int.diam<=2,5 cm for oleohydr/pneumatic	-	15	-	115
84812090	Other sluice/gate valves for oleohydraulic or pneumatic	205.807	442.703	2.881.062	6.048.904
84813010	Swing check-valves, of cast iron, with 4 cm<=an inlet of internal diameter ?60 cm	172.113	505.549	2.268.355	6.582.905
84813020	Swing check-valves of copper or copper alloys, with an internal diameter<= 2.5 cm	-	52	-	735
84813040	Swing check-valves of plastics, with 1 cm<=internal diameter<=2,5 cm	5	7	149	296
84813090	Other swing check-valves, of cast iron, with 4 cm<=an inlet of internal diameter ?60 cm	746	119.404	6.249	520.550
84814010	Safety or relief valves of copper or copper alloys, with an internal diameter of<=2.5 cm	608	1.058	17.741	33.305
84814030	Safety or relief valves of plastics, with 1 cm<=internal diameter<=2,5 cm	18	18	392	392
84814090	Other safety or relief valves	8.864	30.715	237.284	728.731
84818011	Valves for inner tubes of copper or copper alloys	45	2.546	2.924	32.608
84818012	Valves for inner tubes of other materials	4	23	231	1.180
84818013	Valves for tubeless tyres of copper or copper alloys	33	33	100	100
84818014	Valves for tubeless tyres of other materials	1	223	107	34.320
84818021	Liquefied Petroleum Gas (LPG) cylinder valves of copper or copper alloys with inlet/outlet internal diameters<=2.5 cm	20.380	20.437	7.853	9.147
84818022	Liquefied Petroleum Gas (LPG) cylinder valves of copper or copper alloys with inlet/outlet internal diameters > 2.5 cm	-	300	-	7.020
84818030	Cocks and valves, whether or not fitted with piezo-electric igniters, for gas stoves or ranges	1.488	1.895	56.079	72.355
84818049	Aerated or carbonated liquid bottle valves; valves for gas operated beer dispensing units, of other than plastics, with an internal diameter of not less than 1 cm and not more than 25 cm	6	747	1.500	36.396

Tabel 3 : Ekspor Indonesia menurut Komoditi ( Kode HS 8 digit )

Maret 2023

Kode H S	Uraian golongan barang	Berat bersih (Kg)		Nilai F.O.B. ( U S \$ )	
		Bulan ini	Kumulatif	Bulan ini	Kumulatif
(1)	(2)	(3)	(4)	(5)	(6)
84818051	Mixing taps and valves, of plastics, with an internal diameter of not less than 1 cm and not more than 25 cm	-	3	-	13
84818059	Mixing taps and valves, of other than plastics, with an internal diameter of not less than 1 cm and not more than 25 cm	-	28	-	7.313
84818062	Butterfly valves, of cast iron, with an internal diameter of 8 cm or more	93.095	262.082	1.568.556	4.211.299
84818063	Other water pipeline valves	974	3.361	3.402	26.831
84818065	Hog nipple waterers; of plastics and more than 25 cm in internal diameter	4	8	326	500
84818067	Nipple joint valves; of plastics and more than 25 cm in internal diameter	0	308	14	655
84818071	Ball valves; of plastics and of not less than 1 cm and not more than 25 cm in internal diameter	-	9	-	138
84818072	Ball valves; of plastics and more than 25 cm in internal diameter	19.710	560.702	100.180	180.558
84818073	Gate valves, manually operated, of iron or steel; having inlet and outlet internal diameters of more than 5 cm but not more than 40 cm	156.038	546.089	1.545.041	5.229.473
84818074	Gate valves, manually operated, of iron or steel; having inlet and outlet internal diameters of more than 40 cm	185	185	8.591	8.591
84818077	Gate valves, manually operated, of iron or steel; having inlet and outlet internal diameters of not more than 5 cm	2.253	68.269	62.111	1.425.163
84818078	Manifold valves; of plastics and of not less than 1 cm and not more than 25 cm in internal diameter	-	17	-	544
84818079	Manifold valves; of plastics and more than 25 cm in internal diameter	9.081	10.692	204.933	325.146
84818082	Pneumatically controlled valves; of plastics and more than 25 cm in internal diameter	168	709	4.038	27.391
84818083	Fuel cut-off valves for vehicles of heading 8702, 8703 or 8704, with an inlet internal diameter of less than 1 cm of plastic	523	623	915	1.208
84818084	Fuel cut-off valves for vehicles of heading 8702, 8703 or 8704, with an inlet internal diameter not less than 1 cm and not more than 25 cm of plastic	-	2	-	518
84818093	Fuel cut-off valves for vehicles of heading 8702, 8703 or 8704, of other material	-	23	-	3.405
84818094	Other valves of plastics; with an inlet internal diameter of less than 1 cm	179	690	1.759	9.951
84818098	Water taps of copper or copper alloy with an internal diameter 25 cm or less	185	468	3.850	10.149
84818099	Water taps of copper or copper alloy with an internal diameter more than 25 cm	121.239	290.153	2.763.399	4.737.671
84819010	Housings for sluice or gate valves with inlet or outlet of an internal diameter exceeding 50 mm but not exceeding 400 mm	13.439	39.118	237.948	623.581
84819021	Bodies, for water taps	24.786	69.739	176.503	562.250
84819022	Bodies, for Liquefied Petroleum Gas (LPG) cylinder valves	-	180	-	1.324
84819023	Bodies, other than for water taps and LPG cylinder valves	3.738	33.255	54.657	215.967
84819029	Other parts for taps, cocks, valves (excluding inner tube valves and valves for tubeless tyres) and similar appliances of 25 mm or less in internal diameter	663	11.479	50.273	149.747
84819039	Valve bodies or stems of inner tube or tubeless tyre valves; other than of copper or copper alloys	11.632	39.266	229.601	765.971
84819049	Valve cores of inner tube or tubeless tyre valves; other than of copper or copper alloys	2.165	38.916	55.563	254.065
84819090	Other valve cores of inner tube or tubeless tyre valves	74.033	460.882	5.778.643	8.402.210
84821000	Ball bearings	388.086	1.211.240	7.990.708	24.130.206
84822000	Tapered roller bearings, including cone and tapered roller assemblies	14.833	22.819	96.555	452.598
84823000	Spherical roller bearings	47	1.601	4.395	35.017

Tabel 3 : Ekspor Indonesia menurut Komoditi ( Kode HS 8 digit )

Maret 2023

Kode H S	Uraian golongan barang	Berat bersih (Kg)		Nilai F.O.B. ( U S \$ )	
		Bulan ini	Kumulatif	Bulan ini	Kumulatif
		(3)	(4)	(5)	(6)
84824000	Needle roller bearings, including cage and needle roller assemblies	49	268	1.250	13.332
84825000	Other cylindrical roller bearings, including cage and roller assemblies	40	198	12.823	21.253
84828000	Other bearings, including combined ball/roller bearings	94.857	291.370	200.544	720.226
84829100	Parts of ball/roller bearings; balls, needles and rollers	289.871	989.785	1.647.736	5.476.684
84829900	Parts of ball/roller bearings; other than balls, needles and rollers	14.345	43.345	305.553	728.032
84831010	Transmission shafts and cranks; for machinery of heading 8428 or 8430	6.189	8.180	53.647	68.721
84831024	Cam shafts and crank shafts for engines of vehicles of Chapter 87; for vehicles of heading 8711	152.403	474.574	2.127.328	5.595.653
84831025	Cam shafts and crank shafts for engines of vehicles of Chapter 87; for vehicles other than heading 8711 of a cylinder capacity <= 2.000 cc	16.888	87.182	226.866	979.915
84831026	Cam shafts and crank shafts for engines of vehicles of Chapter 87; for vehicles other than heading 8711 of a 2.000 cc < cylinder capacity <= 3.000 cc	150.330	376.722	845.850	2.129.495
84831027	Cam shafts and crank shafts for engines of vehicles of Chapter 87; for vehicles other than heading 8711 of a cylinder capacity > 2.000 cc	37.259	108.966	82.865	248.156
84831039	Other transmission shafts and cranks	45	600	1.413	4.307
84831090	Other transmission shafts and cranks; for marine propulsion engines	93.409	277.185	1.444.050	4.206.879
84832020	Bearing housings, incorporating ball or roller bearings; for machinery of heading 8429 or 8430	14.274	14.304	43.519	43.953
84832030	Bearing housings, incorporating ball or roller bearings; for engines of vehicles of Chapter 87	131	143	4.566	4.679
84832090	Bearing housings, incorporating ball or roller bearings; other than for machinery of heading 8429/8430 and engines of vehicles of Chapter 87	2.190	3.021	29.394	46.772
84833030	Bearing housings, not incorporating ball or roller bearings; plain shaft bearings; for engines of vehicles of Chapter 87	46.691	129.693	785.144	2.067.564
84833090	Bearing housings, not incorporating ball or roller bearings; plain shaft bearings; other than for engines of vehicles of Chapter 87	31.397	40.022	711.575	1.437.314
84834030	Gears and gearing/wheels/chain sprockets & other transmission elements; ball/roller screws; gear boxes & other speed changers, including torque converters; for machinery of heading 8429/8430	111.366	373.998	2.186.998	6.982.275
84834040	Gears and gearing/wheels/chain sprockets & other transmission elements; ball/roller screws; gear boxes & other speed changers, including torque converters; for engines of vehicles of Chapter 87	45.091	162.650	732.373	2.370.835
84834090	Other gears and gearing/wheels/chain sprockets & other transmission elements; ball/roller screws; gear boxes & other speed changers, including torque converters	101.839	615.350	1.353.155	4.172.673
84835000	Flywheels and pulleys, including pulley blocks	345.019	1.351.585	1.044.508	3.444.262
84836000	Clutches and shaft couplings (including universal joints)	7.761	16.589	92.662	342.127
84839011	Toothed wheels, chain sprockets and other transmission elements presented separately; parts of goods of subheading 848310; for tractors of subheading 870110 or 870191 to 870195	4.629	19.207	17.909	82.948
84839013	Toothed wheels, chain sprockets and other transmission elements presented separately; parts of goods of subheading 848310; for other tractors of heading 8701	207	21.978	203	73.875
84839014	Toothed wheels, chain sprockets and other transmission elements presented separately; parts of goods of subheading 848310; for goods of heading 8711	114.459	336.761	1.452.306	4.474.303
84839015	Toothed wheels, chain sprockets and other transmission elements presented separately; parts of goods of subheading 848310; for other goods of Chapter 87	118	385	1.828	6.384

Tabel 3 : Ekspor Indonesia menurut Komoditi ( Kode HS 8 digit )

Maret 2023

Kode H S	Uraian golongan barang	Berat bersih (Kg)		Nilai F.O.B. ( U S \$ )	
		Bulan ini	Kumulatif	Bulan ini	Kumulatif
(1)	(2)	(3)	(4)	(5)	(6)
84839019	Toothed wheels, chain sprockets and other transmission elements presented separately; parts of goods of subheading 848310 other than of HS 84839011 - 84839015	13.685	44.888	101.178	295.590
84839091	Toothed wheels, chain sprockets and other transmission elements presented separately; parts of goods of subheading 848310; for tractors of subheading 870110 or 870191 to 870195	1.542	5.416	13.424	51.844
84839093	Toothed wheels, chain sprockets and other transmission elements presented separately; other than parts of goods of subheading 848310; for other tractors of heading 8701	35	57	953	1.610
84839094	Toothed wheels, chain sprockets and other transmission elements presented separately; other than parts of goods of subheading 848310; for goods of heading 8711	1.279	1.619	15.308	19.357
84839095	Toothed wheels, chain sprockets and other transmission elements presented separately; other than parts of goods of subheading 848310; for other goods of Chapter 87	9.363	30.455	91.522	336.857
84839099	Toothed wheels, chain sprockets and other transmission elements presented separately; other than parts of goods of subheading 848310 other than of HS 84839091 - 84839055	265.401	748.213	2.570.496	7.699.937
84841000	Gaskets and similar joints of metal sheeting combined with other material or of two or more layers of metal	31.199	195.010	930.568	2.870.076
84842000	Mechanical seals	97.619	354.692	1.873.713	6.058.404
84849000	Other gaskets and similar joints of metal sheeting combined with other material or of two or more layers of metal; sets or assortments of gaskets and similar joints, dissimilar in composition, put up in pouches, envelopes or similar packings; mechanical seals	37.200	71.931	1.098.977	2.600.869
84859090	Parts of machines for additive manufacturing; other than of subheading 84852000	3	10	4.481	13.712
84861030	Machines for working any material by removal of material, by laser or other light or photon beam in the production of semiconductor wafers	-	3	-	6.000
84861090	Machines and apparatus for the manufacture of boules or wafers n.e.c. in subheading 848610	9.800	10.602	13.414	13.452
84862019	Film formation equipment other than HS 84862011, 84862012, 84862013	1.200	2.400	6.800	15.300
84862042	Lithography equipment; step and repeat aligners	1	1	10	10
84862091	Laser cutters for cutting contacting tracks in semiconductor production by laser beam	-	250	-	1.700
84864050	Photomicrographic microscopes fitted with equipment specifically designed for the handling and transport of semiconductor wafers or reticles	54	62	104	127
84864090	Other machines and apparatus specified in Note 11 ©	-	1	-	4.637
84869014	Tool holders and self-opening dieheads; work holders; dividing heads and other special attachments for machine-tools	-	1.060	-	24.114
84869019	Parts and accessories of machines and apparatus for the manufacture of semiconductor devices or of electronic integrated circuits other than of hs codes 84869021-84869028	-	1	-	10
84869024	Tool holders and self-opening dieheads; work holders; dividing heads and other special attachments for machine-tools of of spraying appliances for etching, stripping or cleaning	-	3	-	310
84869042	Parts and accessories of die attach apparatus, tape automated bonders, wire bonders and of encapsulation equipment for assembly of semiconductors	1	32	100	1.308
84869049	Parts and accessories of machines or apparatus specified in Note 11 (C) to this Chapter, n.e.c. in subheading 848690.4	1.021	5.681	200.198	2.662.517
84871000	Ships' or boats' propellers and blades therefor	1.046	6.672	9.655	44.365

Tabel 3 : Ekspor Indonesia menurut Komoditi ( Kode HS 8 digit )

Maret 2023

Kode H S	Uraian golongan barang	Berat bersih (Kg)		Nilai F.O.B. ( U S \$ )	
		Bulan ini	Kumulatif	Bulan ini	Kumulatif
(1)	(2)	(3)	(4)	(5)	(6)
84879000	Other machinery parts, not containing electrical connectors, insulators, coils, contacts or other electrical features, not specified or included elsewhere in this Chapter	49.319	418.061	314.125	1.180.589
85011021	Of a kind used for the goods of heading 8415, 8418, 8450, 8509 or 8516 parts and accessories of machines for sawing monocrystal semiconductor boules into slices, or wafers into chips	312	2.859	4.510	50.991
85011022	Other, of an output not exceeding 5 W parts and accessories of machines for sawing monocrystal semiconductor boules into slices, or wafers into chips	68	88	1.451	4.267
85011029	Other stepper motors of an output not exceeding 375 W	57.505	175.202	1.988.732	5.862.927
85011041	Of a kind used for the goods of heading 8415, 8418, 8450, 8509 or 8516 parts and accessories of machines for sawing monocrystal semiconductor boules into slices, or wafers into chips	16	36	601	28.043
85011049	Other DC motors; other than used for the goods of heading 8415, 8418, 8450, 8509 or 8516; of an output not exceeding 375 W	952.610	2.483.442	14.543.200	37.991.590
85011059	Stepper motors; other than used for the goods of heading 8415, 8418, 8450, 8509 or 8516	-	400	-	2.467
85011060	Other motors including universal (AC/DC) motors; spindle motors	13.815	43.760	383.463	1.193.055
85011091	Of a kind used for the goods of heading 8415, 8418, 8450, 8509 or 8516 parts and accessories of machines for sawing monocrystal semiconductor boules into slices, or wafers into chips	13	13	19	19
85011099	Other motors including universal (AC/DC) motors; other than used for the goods of heading 8415, 8418, 8450, 8509 or 8516	27.579	88.898	617.778	2.055.243
85012029	Universal AC/DC motors of an output exceeding 1 kW other than; of a kind used for the goods of heading 8415, 8418, 8450, 8509 or 8516	46	328	2.271	14.969
85013130	Parts and accessories motors of a kind used for the goods of heading 8415, 8418, 8450, 8509 or 8516	739	1.170	11.441	22.880
85013160	Parts and accessories motors of a kind used for vehicles in chapter 87	3.317	7.316	40.884	99.431
85013170	DC motors of an output not exceeding 750 W of a kind used other than for HS Codes 85013130 & 85013160	424.678	1.060.071	4.381.990	10.904.905
85013180	Parts and accessories generators	2.096	12.108	5.756	25.926
85013224	Motors of a kind used for vehicles in Chapter 87 parts and accessories of machines for sawing monocrystal semiconductor boules into slices, or wafers into chips	187	187	7.741	7.741
85013225	Other motors of an output exceeding 750 W but not exceeding 375 kW	354	789	15.969	26.994
85013226	Generators parts and accessories of machines for sawing monocrystal semiconductor boules into slices, or wafers into chips	21	79	355	7.864
85013232	Other motors of an output exceeding 375 kW but not exceeding 75 kW	53	53	10.272	10.272
85013233	Generators parts and accessories of machines for sawing monocrystal semiconductor boules into slices, or wafers into chips	-	9.000	-	11.000
85013310	Parts and accessories of an output exceeding 75 kW but not exceeding 375 kW of a kind used for vehicles in chapter 87	-	30	-	20
85013400	Parts and accessories of an output exceeding 375 kW	22	22	2.136	2.136

Tabel 3 : Ekspor Indonesia menurut Komoditi ( Kode HS 8 digit )

Maret 2023

Kode H S	Uraian golongan barang	Berat bersih (Kg)		Nilai F.O.B. ( U S \$ )	
		Bulan ini	Kumulatif	Bulan ini	Kumulatif
(1)	(2)	(3)	(4)	(5)	(6)
85014011	AC motors, single-phase of an output not exceeding 1 kW; of a kind used for the goods of heading 8415, 8418, 8450, 8509 or 8516	42	42	587	587
85014019	AC motors, single-phase of an output not exceeding 1 kW other than; of a kind used for the goods of heading 8415, 8418, 8450, 8509 or 8516	37	160	445	3.672
85014021	AC motors, single-phase of an output exceeding 1 kW of a kind used for the goods of heading 8415, 8418, 8450, 8509 or 8516	75	236	2.683	6.384
85014029	AC motors, single-phase of an output exceeding 1 kW other than; of a kind used for the goods of heading 8415, 8418, 8450, 8509 or 8516	25	26	328	328
85015111	AC motors, multi-phase; of an output not exceeding 750 W of a kind used for the goods of heading 8415, 8418, 8450, 8509 or 8516	-	50	-	346
85015119	AC motors, multi-phase; of an output not exceeding 750 W other than of a kind used for the goods of heading 8415, 8418, 8450, 8509 or 8516	383	648	10.383	20.968
85015219	AC motors, multi-phase; of an output not exceeding 1k W other than of a kind used for HS Codes 85015211 & 85015212	78	95	686	3.395
85015221	AC motors, multi-phase; of an output exceeding 1 kW but not exceeding 375 kW of a kind used for the goods of heading 8415, 8418, 8450, 8509 or 8516	-	671	-	10.230
85015229	AC motors, multi-phase; of an output exceeding 1 kW but not exceeding 375 kW of a kind used for HS Codes 85015221 & 85015222	7.479	7.485	135.291	136.418
85015239	AC motors, multi-phase; of an output exceeding 375 kW but not exceeding 75 kW other than of a kind used for HS Code 85015231 & 85015232	1.687	3.887	20.910	49.559

Tabel 3 : Ekspor Indonesia menurut Komoditi ( Kode HS 8 digit )

Maret 2023

Kode H S	Uraian golongan barang	Berat bersih (Kg)		Nilai F.O.B. ( U S \$ )	
		Bulan ini	Kumulatif	Bulan ini	Kumulatif
(1)	(2)	(3)	(4)	(5)	(6)
85015390	AC motors, multi-phase; of an output not exceeding 75 kW other than of a kind used for vehicles in Chapter 87	186	186	1.000	1.000
85016110	AC generators (alternators), other than photovoltaic generators of an output not exceeding 125 kVA	-	80	-	139
85016120	AC generators (alternators), other than photovoltaic generators of an output exceeding 125 kVA	1.010	1.010	1.490	1.490
85016210	AC generators (alternators), other than photovoltaic generators of an output exceeding 75 kVA but not exceeding 150 kVA	-	1.750	-	14.500
85016220	AC generators (alternators), other than photovoltaic generators of an output exceeding 150 kVA but not exceeding 375 kVA	-	100	-	1.600
85016300	AC generators (alternators), other than photovoltaic generators of an output exceeding 375 kVA but not exceeding 750 kVA	26.000	35.700	19.816	55.816
85016400	AC generators (alternators), other than photovoltaic generators of an output exceeding 750 kVA	840	840	1.000	1.000
85018010	Photovoltaic AC generators of an output not exceeding 75 KVA	380	380	600	600
85021100	Generating sets with compression- ignition internal combustion piston engines (diesel or semi-diesel engines) of an output not exceeding 75 kVA	29.135	66.035	203.852	504.573
85021210	Generating sets with compression- ignition internal combustion piston engines (diesel or semi-diesel engines) of an output exceeding 75 kVA but not exceeding 125 kVA	4.701	20.936	42.873	81.398
85021390	Generating sets with compression- ignition internal combustion piston engines (diesel or semi-diesel engines) of an 375 kVA < output < 12,500 kVA	415.948	449.232	378.816	433.751
85022010	Generating sets with spark -ignition internal combustion piston engines ; of an output not exceeding 75 kVA	49	49	85	85
85022030	Generating sets with spark -ignition internal combustion piston engines ; of an output exceeding 100 kVA but not exceeding 10,000 kVA	-	563.280	-	925.051
85022049	Generating sets with spark -ignition internal combustion piston engines ; of an 10,000 kVA < output < 12,500 kVA	27.001	27.815	32.019	33.423
85023920	Other generating sets ; other of an output exceeding 10 kVA but not exceeding 10,000 kVA	26	26	1.912	1.912
85023939	Other generating sets; other than wind-powered; of an 10.000 kVA < output <= 12.500 kVA	1.458	1.742	20.027	28.432
85024000	Electric rotary converters	43	80	372	12.019

Tabel 3 : Ekspor Indonesia menurut Komoditi ( Kode HS 8 digit )

Maret 2023

Kode H S	Uraian golongan barang	Berat bersih (Kg)		Nilai F.O.B. ( U S \$ )	
		Bulan ini	Kumulatif	Bulan ini	Kumulatif
(1)	(2)	(3)	(4)	(5)	(6)
85030020	Parts of generators (including generating sets) of heading 8501 or 8502, of an output of 12,500 kVA or more	-	3.275	-	925.473
85030090	Other parts suitable for use solely or principally with the machines of heading 8501 or 8502	231.356	442.026	5.019.855	12.040.205
85041000	Ballasts for discharge lamps or tubes	16	394	82	2.006
85042111	Instrument transformers with a power handling capacity <= 1 kVA and of a high side voltage of 110 kV or more; liquid dielectric transformers	9.583	23.874	128.509	359.077
85042119	Instrument transformers with a 1 kVa < power handling capacity <= 5 kVA and of a high side voltage of 110 kV or more; liquid dielectric transformers	1.294	52.661	3.291	1.527.799
85042193	Instrument transformers with a 5 kVa < power handling capacity <= 10 kVA and of a high side voltage of 66 kV or more, but less than 110 kV; liquid dielectric transformers	-	18	-	185
85042199	Instrument transformers with a 5 kVa < power handling capacity <= 10 kVA and of a high side voltage of less than 66 kV; liquid dielectric transformers	30.650	46.709	200.625	334.648
85042219	Liquid dielectric transformers; having a power handling capacity exceeding 650 kVA but not exceeding 10,000 kVA; of a high side voltage of less than 66 kV	14.610	14.610	79.080	79.080
85042292	Of a high side voltage of 110 kV or more parts and accessories of machines for sawing monocrystal semiconductor boules into slices, or wafers into chips	35.144	106.814	838.652	2.600.792
85042299	Liquid dielectric transformers; having a power handling capacity exceeding 650 kVA but not exceeding 10,000 kVA; other than step-voltage regulators; of a high side voltage of less than 66 kV	82.714	165.391	566.355	1.088.119
85042310	Parts and accessories having a power handling capacity not exceeding 15,000 kva	-	54.600	-	334.000
85042322	Exceeding 20,000 kVA but not exceeding 30,000 kVA parts and accessories of machines for sawing monocrystal semiconductor boules into slices, or wafers into chips	-	134.134	-	1.492.062
85042329	Liquid dielectric transformers having a power handling capacity exceeding 15,000 kVA ; other than not exceeding 20,000 kVA and exceeding 20,000 kVA but not exceeding 30,000 kVA	98.396	1.854.662	717.010	28.983.567
85043111	With a voltage rating of 110 kV or more parts and accessories of machines for sawing monocrystal semiconductor boules into slices, or wafers into chips	5.088	13.636	220.641	432.573
85043113	With a voltage rating of 1 kV or more, but less than 66 kV parts and accessories of machines for sawing monocrystal semiconductor boules into slices, or wafers into chips	1.490	3.961	15.617	48.479
85043119	Other transformers instrument potential transformers other than with a voltage rating of 110 kV or more ; 66 kV or more but less than 110 kV and 1 kV or more but less than 66 kV	3.654	11.059	138.909	395.645
85043121	Other transformers instrument current transformers ; Ring type current transformers with a voltage rating not exceeding 220 kV	3.431	11.246	172.933	519.128
85043122	Other transformers instrument current transformers ; other than Ring type current transformers with a voltage rating not exceeding 220 kV	2	482	5	6.465
85043124	With a voltage rating of 1 kV or more, but less than 66 kV parts and accessories of machines for sawing monocrystal semiconductor boules into slices, or wafers into chips	11.155	20.106	151.235	256.715
85043129	Other transformers instrument current transformers ; other than with a voltage rating of 110 kV or more ; of 66 kV or more but less than 110 kV and of 1 kV or more but less than 66 kV	615	4.175	13.850	40.134
85043140	Parts and accessories intermediate frequency transformers	35.261	84.755	374.838	1.001.053



Tabel 3 : Ekspor Indonesia menurut Komoditi ( Kode HS 8 digit )

Maret 2023

Kode H S	Uraian golongan barang	Berat bersih (Kg)		Nilai F.O.B. ( U S \$ )	
		Bulan ini	Kumulatif	Bulan ini	Kumulatif
		(3)	(4)	(5)	(6)
85043192	Other matching transformers parts and accessories of machines for sawing monocrystal semiconductor boules into slices, or wafers into chips	-	283	-	5.905
85043193	Step up/down transformers; slide regulators parts and accessories of machines for sawing monocrystal semiconductor boules into slices, or wafers into chips	901	2.648	21.588	62.769
85043199	Other transformers otherthan of a kind used with toys, scale models or similar recreational models ; other matching transformers and step up/down transformers ; slide regulators	64.356	147.486	1.117.979	2.736.261
85043220	Parts and accessories other, of a kind used with toys, scale models or similar recreational models	381	381	2.368	2.368
85043415	Explosion proof dry type transformers having a power handling capacity not exceeding 15,000 kVA	-	7.730	-	43.625
85043424	Other transformers of a high side voltage of 66 kV or more ; otherthan matching transformers ; explosion proof dry type transformers	51.342	127.524	898.250	2.203.179
85043429	Other transformers having a power handling capacity exceeding 15,000 kVA ; otherthan matching transformers ; explosion proof dry type transformers	290	1.447	28.068	35.726
85044011	Parts and accessories uninterruptible power supplies (ups)	734	4.338	14.362	136.895
85044019	Static converters Inverters ; for automatic data processing machines and units thereof and telecommunications apparatus otherthan uninterruptible power supplies (UPS)	40.680	123.700	2.342.286	6.385.968
85044020	Static converters battery chargers having a rating exceeding 100 kVA	2.720	19.938	57.351	329.558
85044030	Static converters other rectifiers	8.271	21.502	872.187	2.695.524
85044040	Static converters Inverters	55.949	175.735	2.227.839	6.666.644
85044090	Other static converters other than of subheading 85044011, 85044019, 85044020, 85044030, 85044040	847.667	2.183.292	28.987.442	76.838.040
85045010	Inductors for power supplies for automatic data processing machines and units thereof, and for telecommunications apparatus	121.062	376.422	5.607.535	16.807.056
85045020	Chip type fixed inductors	8.332	22.422	1.774.946	4.861.681
85045093	Parts and accessories having a power handling capacity not exceeding 2,500 kva	6.403	7.241	282.892	351.081
85045094	Parts and accessories having a power handling capacity exceeding 2,500 kva but not exceeding 10,000 kva	-	733	-	18.100
85045095	Parts and accessories having a power handling capacity exceeding 10,000 kva	-	71	-	3.735
85049010	Parts of goods of subheading 850410	-	106.358	-	118.050
85049020	Printed circuit assemblies for the goods of subheading 85044011, 85044019 or 85045010	1	4	5	130
85049039	Parts for electrical transformers of a capacity not exceeding 10000 kVA other than subheading 85049041	425	435	17.537	17.541
85049041	Radiator panels; flat tube radiator assemblies of a kind used for distribution and power transformers for electrical transformers of a capacity exceeding 10,000 kVA	2.911	5.959	3.515	18.116
85049049	Parts for electrical transformers of a capacity exceeding 10000 kVA other than subheading 85049049	33	34	755	944
85049090	Other parts of electrical transformers, static converters and inductors	82.519	214.791	2.006.285	5.243.246
85051100	Permanent magnets and articles intended to become permanent magnets after magnetisation of metal	215.847	692.055	1.836.349	5.794.744
85051900	Permanent magnets and articles intended to become permanent magnets after magnetisation of other than metal	2.567	19.741	45.248	166.607
85052000	Electro-magnetic couplings, clutches and brakes	16.882	23.279	256.584	341.843
85059010	Electro-magnets of a kind used solely or principally for magnetic resonance imaging apparatus other than electromagnets of heading 9018	1.972	5.566	40.972	108.149
85059090	Other electro-magnets, including parts	69.879	217.931	801.062	2.498.889

Tabel 3 : Ekspor Indonesia menurut Komoditi ( Kode HS 8 digit )

Maret 2023

Kode H S	Uraian golongan barang	Berat bersih (Kg)		Nilai F.O.B. ( U S \$ )	
		Bulan ini	Kumulatif	Bulan ini	Kumulatif
(1)	(2)	(3)	(4)	(5)	(6)
85061011	Primary cells and primary batteries; manganese dioxide; having an external volume <= 300 cm3; zinc-carbon	1.895.974	4.746.106	8.500.827	19.285.952
85061012	Primary cells and primary batteries; manganese dioxide; having an external volume <= 300 cm3; alkaline	1.556.634	4.345.510	9.798.587	27.600.783
85061019	Primary cells and primary batteries; manganese dioxide; having an external volume <= 300 cm3; other than zinc-carbon/alkaline	1.002.943	2.528.381	4.327.966	10.962.371
85061099	Primary cells and primary batteries; manganese dioxide; having an external volume > 300 cm3; other than zinc-carbon	671	14.171	13.308	43.639
85063000	Primary cells and primary batteries; mercuric oxide	200	500	5.493	10.156
85064000	Primary cells and primary batteries; silver oxide	5.191	13.220	1.266.417	3.283.215
85065000	Primary cells and primary batteries; lithium	293.262	770.006	18.202.483	49.079.909
85066090	Primary cells and primary batteries; air-zinc; having an external volume > 300 cm3	55.636	76.358	81.814	95.575
85068090	Other primary cells and primary batteries; having an external volume > 300 cm3	59.354	117.656	3.131.814	8.071.675
85069000	Parts of primary cells and primary batteries	61.872	183.372	950.775	3.725.229
85071010	Lead-acid, used for starting piston engines; used for aircraft	6	1.204	247	20.643
85071092	Lead-acid, used for starting piston engines; other than for aircraft; nominal voltage of 6 V or 12 V, with a discharge capacity <= 200 Ah; of a height (excluding terminals and handles) <= 13 cm	3.946	11.173	28.721	81.254
85071095	Lead-acid, used for starting piston engines; other than for aircraft; nominal voltage of 6 V or 12 V, with a discharge capacity <= 200 Ah; 13 < height (excluding terminals and handles) <= 23 cm	166.183	569.291	492.965	1.577.816
85071096	Lead-acid, used for starting piston engines; other than for aircraft; nominal voltage of 6 V or 12 V, with a discharge capacity <= 200 Ah; of a height (excluding terminals and handles) > 23 cm	875.646	2.105.101	2.251.229	5.328.572
85071097	Lead-acid, used for starting piston engines; other than for aircraft; nominal voltage of 6 V or 12 V, with a discharge capacity > 200 Ah; of a height (excluding terminals and handles) <= 13 cm	64.266	187.073	381.553	1.107.805
85071099	Lead-acid, used for starting piston engines; other than for aircraft; nominal voltage of 6 V or 12 V, with a discharge capacity > 200 Ah; of a height (excluding terminals and handles) > 23 cm	1.679.707	4.505.574	5.145.151	13.560.429
85072010	Other lead-acid accumulators; used for aircraft	110	152	2.137	3.819
85072094	Other lead-acid accumulators; other than for aircraft; nominal voltage of 6 V or 12 V, with a discharge capacity <= 200 Ah; of a height (excluding terminals and handles) <= 13 cm	-	5	-	227
85072095	Other lead-acid accumulators; other than for aircraft; nominal voltage of 6 V or 12 V, with a discharge capacity <= 200 Ah; 13 < height (excluding terminals and handles) <= 23 cm	222.633	223.640	709.459	722.363
85072099	Other lead-acid accumulators; other than for aircraft; nominal voltage of 6 V or 12 V, with a discharge capacity > 200 Ah; of a height (excluding terminals and handles) > 23 cm	115	63.663	3.094	103.851
85073010	Nickel-cadmium; used for aircraft	-	2	-	448
85073090	Nickel-cadmium; used other than for aircraft	20	11.404	50	13.606
85075090	Nickel-metal hydride; used other than for aircraft/vehicles in Chapter 87	400	982	15.725	38.632
85076031	Lithium-ion battery pack; used for laptops including notebooks and subnotebooks	29	4.852	73	1.300.193
85076033	Lithium-ion battery pack; used for vehicles in Chapter 87	330	378	300	976
85076039	Lithium-ion battery pack; used other than for laptops including notebooks and subnotebooks/aircraft/vehicles in Chapter 87	8	46	22	137
85076090	Lithium-ion other than battery pack	1.428	2.958	75.652	180.517
85078019	Other accumulators; used for aircraft; other than nickel-iron	0	0	220	220

Tabel 3 : Ekspor Indonesia menurut Komoditi ( Kode HS 8 digit )

Maret 2023

Kode H S	Uraian golongan barang	Berat bersih (Kg)		Nilai F.O.B. ( U S \$ )	
		Bulan ini	Kumulatif	Bulan ini	Kumulatif
(1)	(2)	(3)	(4)	(5)	(6)
85078020	Other accumulators; used for laptops including notebooks and subnotebooks	72	471	886	8.407
85078091	Other accumulators; used for aircraft/laptops including notebooks and subnotebooks; nickel-iron	-	1	-	341
85078099	Other accumulators; used for aircraft/laptops including notebooks and subnotebooks; other than nickel-iron	174.439	619.359	2.498.193	7.293.903
85079011	Parts of electric accumulators; plates; of goods of subheading 85071092, 85071095, 85071096, 85071097, 85071098 or 85071099	-	90	-	181
85079019	Parts of electric accumulators; plates; other than of goods of subheading 85071092/85071095/85071096/85071097/85071098/85071099/used for aircraft	125.958	276.473	418.840	922.796
85079092	Parts of electric accumulators; other than plates; battery separators, ready for use, of materials other than poly(vinyl chloride)	457.277	1.452.265	1.720.504	5.426.569
85079093	Parts of electric accumulators; other than plates; of goods of subheading 85071092, 85071095, 85071096, 85071097, 85071098 or 85071099	83	210	780	1.965
85079099	Parts of electric accumulators; other than plates	19.164	75.962	61.769	261.369
85081100	Vacuum cleaners; with self-contained electric motor; of a power <= 1,500 W and having a dust bag or other receptacle capacity not exceeding 20 l	916.301	2.619.720	5.531.637	16.011.445
85081910	Vacuum cleaners; with self-contained electric motor; of a kind suitable for domestic use	215	791	1.812	6.709
85081990	Vacuum cleaners; with self-contained electric motor; not suitable for domestic use	6	205	28	3.161
85086000	Other vacuum cleaners	8.441	9.150	82.320	83.732
85087010	Parts of vacuum cleaners of subheading 85081100 or 85081910	18	133	8	704
85087090	Parts of vacuum cleaners other than subheading 85081100 or 85081910	19.640	51.488	136.302	356.999
85094000	Food grinders and mixers; fruit or vegetable juice extractors	17.431	91.445	66.591	408.800
85098010	Floor polishers	-	165	-	542
85098020	Kitchen waste disposers	7	7	30	30
85098090	Electro-mechanical domestic appliances; other than floor polishers/kitchen waste disposers	79.721	342.119	3.136.557	13.999.515
85099010	Parts of floor polishers	1.655	8.800	25.454	84.728
85099090	Parts of electro-mechanical domestic appliances other than floor polishers	10.343	28.008	492.104	757.614
85101000	Shavers	172.791	572.498	8.839.489	27.445.801
85102000	Hair clippers	184.731	584.426	6.240.442	19.251.867
85103000	Hair-removing appliances	0	0	4	46
85109000	Parts of shavers, hair clippers and hair-removing appliances, with self-contained electric motor	59.031	189.905	727.446	2.075.789
85111020	Sparkling plugs suitable for motor vehicles engines	18.750	59.430	372.777	1.040.214
85111090	Sparkling plugs suitable for other than aircraft/motor vehicle engines	72.517	205.624	2.302.323	6.523.694
85112010	Ignition magnetos; magneto-dynamos; magnetic flywheels; suitable for aircraft engines	-	500	-	1.830
85112021	Ignition magnetos; magneto-dynamos; magnetic flywheels; suitable for motor vehicle engines; unassembled	29.075	93.382	404.776	1.205.242
85112029	Ignition magnetos; magneto-dynamos; magnetic flywheels; suitable for motor vehicle engines; assembled	16.104	63.788	235.808	838.256
85112099	Ignition magnetos; magneto-dynamos; magnetic flywheels; suitable for other than aircraft/motor vehicle engines; assembled	11.761	14.281	155.653	203.551
85113041	Distributors; ignition coil; suitable for motor vehicle engines; unassembled	1.178	2.579	68.187	122.756
85113049	Distributors; ignition coil; suitable for motor vehicle engines; assembled	7.496	27.108	218.941	587.108

Tabel 3 : Ekspor Indonesia menurut Komoditi ( Kode HS 8 digit )

Maret 2023

Kode H S	Uraian golongan barang	Berat bersih (Kg)		Nilai F.O.B. ( U S \$ )	
		Bulan ini	Kumulatif	Bulan ini	Kumulatif
(1)	(2)	(3)	(4)	(5)	(6)
85113091	Distributors; ignition coil; suitable for other than aircraft/motor vehicle engines; unassembled	154	467	3.713	10.933
85113099	Distributors; ignition coil; suitable for other than aircraft/motor vehicle engines; assembled	1.479	6.269	25.741	103.213
85114010	Starter motors and dual purpose starter-generators; used for aircraft engines	3	3	122	122
85114021	Other unassembled starter motors for engines of vehicles of heading 8702/8703/8704/8705	21	66	156	339
85114029	Other unassembled starter motors for engines of vehicles other than heading 8702/8703/8704/8705	144	297	2.220	5.197
85114031	Assembled starter motors for engines of vehicles of headings 8701	11	32	1.068	3.203
85114032	Assembled starter motors for engines of vehicles of headings 8702/8703/8704	103.044	274.965	1.287.197	3.412.886
85114099	Dual purposes starter-generators for engines of vehicles other than heading 8702/8703/8704/8705	159.954	496.627	1.797.738	5.673.000
85115021	Other unassembled alternators for engines of vehicles of heading 8702/8703/8704/8705	-	2	-	87
85115029	Other unassembled alternators for engines of vehicles other than heading 8702/8703/8704/8705	9	214	230	713
85115032	Assembled alternators for engines of vehicles of heading 8702/8703/8704	39.394	161.496	487.994	2.021.885
85115091	Other generators for engines of vehicles of heading 8702/8703/8704/8705	213	4.722	3.026	68.894
85115099	Other generators for engines of vehicles other than heading 8702/8703/8704/8705	1.539	3.689	15.407	37.193
85118020	Other equipment used for motor vehicles engines	24.022	44.941	242.010	438.982
85118090	Other equipment used for other than aircraft or motor vehicles engines	1.596	8.517	29.978	175.140
85119010	Parts of electrical ignition/starting equipment/generators; used for aircraft engines	365	366	37.285	37.290
85119020	Parts of electrical ignition/starting equipment/generators; suitable for motor vehicles engines	167.642	546.775	2.069.052	6.479.260
85119090	Parts of electrical ignition/starting equipment/generators; other than for aircraft/motor vehicles engines	467	1.964	3.184	21.879
85121000	Lighting or visual signalling equipment of a kind used on bicycles	17	71	352	382
85122020	Unassembled lighting or visual signalling equipment	32.900	87.102	823.470	2.147.115
85122091	Assembled lighting or visual signalling equipment; for motorcycles	217.037	627.123	5.150.896	14.677.460
85122099	Assembled lighting or visual signalling equipment; other than for motorcycles	115.213	363.882	1.905.424	6.074.315
85123010	Horns and sirens, assembled	277.832	712.607	3.069.664	7.780.316
85123020	Unassembled sound signalling equipment	135	1.323	2.503	19.811
85123091	Assembled sound signalling equipment; obstacle detection (warning) devices for vehicles	49	232	4.399	15.072
85123099	Assembled sound signalling equipment; other than obstacle detection (warning) devices for vehicles	7.450	25.126	163.157	597.780
85124000	Windscreen wipers, defrosters and demisters	411.087	1.148.702	5.429.009	15.079.256
85129010	Parts of windscreen wipers/defrosters/demisters of goods subheading 851210	2.370	6.945	9.625	42.475
85129020	Parts of windscreen wipers/defrosters/demisters of goods subheading 851220/851230/851240	785.720	2.383.714	9.109.451	22.545.392
85131090	Portable electric lamps; other than miners' helmet lamps and quarrymen's lamps	7.512	15.345	231.202	485.486
85139030	Parts of flashlight reflectors; flashlight switch slides of plastics	4	1.205	10	8.093
85139090	Parts of other portable electric lamps	12.651	33.399	12.741	58.538
85141100	Hot isostatic presses	620	1.891	6.803	21.677
85142020	Electric furnaces or ovens for the manufacture of printed circuit boards/printed wiring boards or printed circuit assemblies	5	2.865	250	12.000

Tabel 3 : Ekspor Indonesia menurut Komoditi ( Kode HS 8 digit )

Maret 2023

Kode H S	Uraian golongan barang	Berat bersih (Kg)		Nilai F.O.B. ( U S \$ )	
		Bulan ini	Kumulatif	Bulan ini	Kumulatif
(1)	(2)	(3)	(4)	(5)	(6)
85142090	Furnaces and ovens functioning by induction or dielectric loss; other than electric furnaces or ovens for the manufacture of printed circuit boards/printed wiring boards or printed circuit assemblies	1.088	1.088	3.000	3.000
85144000	Other equipment for the heat treatment of materials by induction or dielectric loss	-	8	-	1
85149090	Parts of other equipment for the heat treatment of materials by induction or dielectric loss	351	581	5.500	11.789
85151100	Soldering irons and guns	59	6.260	1.041	15.364
85151911	Wave soldering machines	20	20	1.158	1.158
85151919	Other machines and apparatus for soldering components on printed circuit boards/printed wiring boards :	41	51	1.787	17.160
85151990	Other brazing or soldering machines and apparatus	65	815	215	6.215
85152900	Machines and apparatus for resistance welding of metal; non-automatic	344	10.106	74.297	115.932
85153100	Machines and apparatus for arc (including plasma arc) welding of metals; fully or partly automatic	3.082	20.465	105.343	242.833
85153910	AC arc welders, transformer type	-	15	-	20
85153990	Machines and apparatus for arc (including plasma arc) welding of metals; non-automatic	754	10.868	12.164	183.056
85158010	Electric machines and apparatus for hot spraying of metals or sintered metal carbides	745	842	224.530	242.086
85158090	Other machines and apparatus	22	86	126	3.121
85159010	Parts of AC arc welders, transformer type	1.476	2.547	24.056	31.973
85159021	Parts of wave soldering machines	-	13	-	1.088
85159029	Parts of machines and apparatus for soldering components on printed circuit boards/printed wiring boards; other than parts of wave soldering machines	-	30	-	324
85159090	Other parts of machines and apparatus for soldering components on printed circuit boards/printed wiring boards	136	29.499	25.421	2.608.769
85161011	Water dispenser fitted only with water heater, for domestic use	8.533	20.126	15.916	41.994
85161019	Water dispenser fitted only with water heater; other than for domestic use	766	7.432	19.453	187.623
85161030	Immersion heaters	223	223	4.691	4.691
85162900	Other electric space heating apparatus and electric soil heating apparatus	20.910	102.554	225.408	1.101.161
85163100	Hair dryers	4.195	4.261	2.647	4.583
85163200	Other hair-dressing apparatus	130	682	312	3.078
85163300	Hand-drying apparatus	4	4	899	899
85164010	Electric smoothing irons; of a kind designed to use steam from industrial boilers	-	103	-	150
85164090	Other electric smoothing irons	541.954	1.584.760	7.470.071	22.857.563
85165000	Microwave ovens	41.242	62.305	188.983	915.502
85166010	Rice cookers	18.063	38.166	78.795	155.746
85166090	Other ovens; cookers, cooking plates, boiling rings, grillers and roasters :	83.068	166.791	514.238	1.077.195
85167100	Coffee or tea makers	715.028	2.343.658	9.895.833	31.413.128
85167200	Toasters	389	454	4.488	4.732
85167910	Kettles	142	162	542	571
85167990	Other electro-thermic appliances	23.017	72.708	677.309	2.109.076
85168010	Electric heating resistors for type-founding or type-setting machines; for industrial furnaces	-	162	-	9.500
85168030	Electric heating resistors for domestic appliances	233	639	2.605	5.358
85168090	Other electric heating resistors	220	1.424	12.801	143.909
85169029	Other parts of goods of subheading 851633, 851650, 851660, 851671or 85167910 :	11.927	12.019	620.625	621.108
85169040	Parts of electric heating resistors for type-founding or type-setting machines	-	3	-	114
85169090	Other parts of electric heater appliances	147.426	355.412	1.667.225	4.545.506
85171100	Line telephone sets with cordless handsets	62.413	77.516	1.489.870	1.847.772
85171300	Smartphones	35.142	183.944	13.465.946	98.860.392

Tabel 3 : Ekspor Indonesia menurut Komoditi ( Kode HS 8 digit )

Maret 2023

Kode H S	Uraian golongan barang	Berat bersih (Kg)		Nilai F.O.B. ( U S \$ )	
		Bulan ini	Kumulatif	Bulan ini	Kumulatif
(1)	(2)	(3)	(4)	(5)	(6)
85171400	Other telephones for cellular networks or for other wireless networks	4.395	10.945	222.728	705.551
85171800	Other telephone sets	7.219	29.747	658.915	2.577.084
85176100	Base stations	624	1.624	27.893	28.693
85176210	Radio transmitters and radio receivers of a kind used for simultaneous interpretation at multilingual conferences	8.619	28.688	139.217	568.472
85176230	Telephonic or telegraphic switching apparatus	65.263	210.429	13.606.757	35.729.482
85176241	Modems including cable modems and modem cards	750.873	2.136.081	85.401.655	241.740.708
85176243	Control and adaptor units, including gateways, bridges, routers and other similar apparatus designed only for connection with automatic data processing machines of heading 8471	194.662	526.253	28.187.093	64.061.959
85176249	Other apparatus for carrier-current line systems or for digital line systems	94.254	674.556	26.103.639	103.655.786
85176251	Wireless LANs	1.636	2.041	836.939	2.194.930
85176252	Transmission and reception apparatus of a kind used for simultaneous interpretation at multilingual conferences	12	14	4.366	4.386
85176259	Other transmission apparatus incorporating reception apparatus other than of subheading 85176251, 85176252, 85176253, 85176259	6.214	10.062	670.677	1.054.238
85176261	Other transmission apparatus for radio-telephony or radio- telegraphy	1.945	1.993	214.950	216.446
85176269	Other transmission apparatus other than for radio-telephony or radio-telegraphy	2.046	3.252	1.420.851	2.867.015
85176291	Portable receivers for calling, alerting or paging and paging alert devices, including pagers	-	6	-	439
85176292	Portable receivers for radio-telephony or radio-telegraphy	-	224	-	25
85176299	Other portable receivers	111.883	264.158	20.179.163	49.497.511
85176900	Other apparatus for transmission or reception of voice, images or other data	6.213	19.095	873.056	3.048.215
85177100	Aerials and aerial reflectors of all kinds; parts suitable for use therewith	104	26.621	1.943	7.935.581
85177910	Parts of control and adaptor units including gateways, bridges and routers	17.725	40.247	3.800.922	9.700.507
85177921	Parts of transmission apparatus, oth than radio-broadcasting or TV transmission apparatus, or of portable receivers for calling, alerting/paging & paging alert devices; of cellular telephones	55.741	156.034	2.696.977	7.408.072
85177929	Parts of transmission apparatus, oth than radio-broadcasting or TV transmission apparatus, or of portable receivers for calling, alerting/paging & paging alert devices; oth than of cellular telephones	13.505	25.608	137.437	522.609
85177931	Other printed circuit boards, assembled; of goods for line telephony or line telegraphy	761	927	33.676	73.763
85177932	Other printed circuit boards, assembled; of goods for radio-telephony or radio-telegraphy	-	2	-	1.600
85177939	Other printed circuit boards, assembled; other than of goods for line/radio-telephony or line/radio-telegraphy	2.527	8.693	99.805	169.278
85177991	Other printed circuit boards, unassembled; of goods for line telephony or line telegraphy	750	2.325	5.385	7.280
85177992	Other printed circuit boards, unassembled; of goods for radio-telephony or radio-telegraphy	40	158	1.683	3.861
85177999	Other printed circuit boards, unassembled; other than of goods for line/radio-telephony or line/radio-telegraphy	32.716	48.697	1.152.469	2.248.417
85181011	Microphones having a frequency range of 300 Hz to 3,400 Hz, with a diameter not exceeding 10 mm and a height not exceeding 3 mm, for telecommunication use	13	16	89	403
85181019	Other microphones, whether or not with their stands	4.433	8.859	175.323	373.624
85181090	Microphone stands	4.612	7.469	59.862	214.702
85182110	Single loudspeakers, mounted in their enclosures; box speaker type	234.736	709.820	2.123.127	7.338.622

Tabel 3 : Ekspor Indonesia menurut Komoditi ( Kode HS 8 digit )

Maret 2023

Kode H S	Uraian golongan barang	Berat bersih (Kg)		Nilai F.O.B. ( U S \$ )	
		Bulan ini	Kumulatif	Bulan ini	Kumulatif
(1)	(2)	(3)	(4)	(5)	(6)
85182190	Single loudspeakers, mounted in their enclosures; other than box speaker type	178.338	375.091	1.295.092	2.475.925
85182210	Multiple loudspeakers, mounted in the same enclosure; box speaker type	323.325	843.776	4.458.863	13.223.914
85182290	Multiple loudspeakers, mounted in the same enclosure; other than box speaker type	39.055	51.647	551.720	754.949
85182920	Loudspeakers, without enclosure, having a frequency range of 300 Hz to 3,400 Hz, with a diameter not exceeding 50 mm, for telecommunication use	2.741	10.810	78.531	237.107
85182990	Loudspeakers, without enclosure, having a frequency range of 300 Hz to 3,400 Hz, with a diameter exceeding 50 mm, for telecommunication use	588.831	1.736.584	4.029.237	12.890.168
85183010	Headphones	255	1.260	10.252	41.454
85183020	Earphones	1.713	4.679	121.092	404.413
85183040	Line telephone handsets	3.032	36.164	114.740	1.500.217
85183059	Other combined microphone/speaker sets; for goods other than subheading 85171300 and 85171400	3	7	1.124	1.329
85183090	Other than headphones/earphones/line telephone handsets/combined microphone and speaker sets	10.325	10.419	450.490	470.465
85184020	Audio-frequency electric amplifiers; used as repeaters in line telephony	7.357	22.575	492.648	1.298.378
85184090	Other audio-frequency electric amplifiers	110.237	412.302	1.520.497	4.728.937
85185010	Electric sound amplifier sets; having a power rating of 240 W or more	32.752	95.122	529.138	1.500.412
85185020	Electric sound amplifier sets with loudspeakers, of a kind suitable for broadcasting, having a voltage rating of 50 V or more but not exceeding 100 V	-	2	-	250
85185090	Other electric sound amplifier sets	22.191	65.711	1.395.576	3.668.323
85189010	Parts of goods of subheading 85181011, 85182920, 85183040 or 85184020, including printed circuit assemblies	2	4	269	519
85189020	Parts of goods of subheading 85184040	506	859	603.516	687.066
85189030	Parts of goods of subheading 851821 or 851822	4.726	18.552	175.459	741.551
85189040	Parts of goods of subheading 85182990	19	19	2.242	2.242
85189090	Other parts of microphones&stands therefor; loudspeakers; headphones&earphones, and sets consisting of a microphone&loudspeakers; audio-frequency electric amplifiers; electric sound amplifier sets	31.912	66.705	991.907	2.311.178
85192010	Apparatus for sound recording or reproducing operated by coins, tokens, disc operated record players	7	29	1.422	2.849
85192090	Apparatus for sound recording or reproducing operated by banknotes, bank cards.	13	48	364	902
85193000	Turntables (record-decks)	201	204	7.267	7.275
85198120	Cassette recorders, with built-in amplifiers and one or more built-in loudspeakers, operating only with an external source of power	1	451	329	5.329
85198130	Compact disc players	135	342	1.273	14.980
85198149	Transcribing machines; other than for cinematography or broadcasting	80	132	16.562	20.061
85198150	Dictating machines not capable of operating without an external source of power	202	202	26.929	26.929
85198179	Other sound reproducing apparatus, cassette type; other than for cinematography or broadcasting	16	23	100	131
85198910	Cinematographic sound reproducers	1	1	10	10
85198920	Record-players with or without loudspeakers	-	3	-	22
85198940	Other sound reproducing apparatus	42	42	295	295
85198990	Sound recording or reproducing apparatus n.e.c. in heading 8519	-	138	-	1.564
85211090	Magnetic tape-type; ther than used in cinematography or television broadcasting	30	30	360	360
85219019	Laser disc players; other than used in cinematography or television broadcasting	1.944	8.424	139.621	419.946

Tabel 3 : Ekspor Indonesia menurut Komoditi ( Kode HS 8 digit )

Maret 2023

Kode H S	Uraian golongan barang	Berat bersih (Kg)		Nilai F.O.B. ( U S \$ )	
		Bulan ini	Kumulatif	Bulan ini	Kumulatif
(1)	(2)	(3)	(4)	(5)	(6)
85219091	Video recording or reproducing apparatus, whether or not incorporating a video tuner, of a kind used in cinematography or tv broadcasting; other than laser disc	-	163	-	975
85219099	Video recording or reproducing apparatus, whether or not incorporating a video tuner n.e.c. in heading 8521	20	150	685	2.273
85221000	Pick-up cartridges	4.828	14.129	204.609	596.153
85229030	Printed circuit board assemblies for cinematographic sound recorders or reproducers	-	2.512	-	55.000
85229040	Audio or video tape decks and compact disc mechanisms	454	1.433	5.158	18.428
85229050	Audio or video reproduction heads, magnetic type; magnetic erasing heads and rods	70	156	2.506	12.112
85229091	Parts and accessories for cinematographic sound recorders or reproducers other than pick-up cartridges or PCB	24.254	81.687	11.813.045	40.419.747
85229093	Other parts and accessories for goods of subheading 851981 or heading 8521	2	156	11	80
85229099	Other parts and accessories suitable for use solely or principally with the apparatus of heading 8519	9.760	27.736	225.812	683.736
85232110	Magnetic media; cards incorporating a magnetic stripe; unrecorded	91	230	1.280	3.554
85232190	Magnetic media; cards incorporating a magnetic stripe; recorded	90	245	2.050	22.462
85232911	Magnetic media; computer tapes; of a width <= 4mm; unrecorded	-	5	-	16
85232919	Magnetic media; other than computer tapes; of a width <= 4mm; unrecorded	12.523	41.945	101.186	341.135
85232929	Magnetic media; other than video tapes; of a width <= 4mm; recorded	3	10	64	768
85232939	Magnetic media; other than computer & video tapes; of a 4mm < width <= 65mm; unrecorded	-	6	-	39
85232949	Other magnetic tape; of a 4mm < width <= 65mm; recorded	10	21	261	498
85232961	Magnetic tape >65mm for reproducing representations of instructions, data, sound, image, recorded in a machine readable binary form, capable of being manipulated/providing interactivity to a user, of an automatic data; unrecorded	-	1	-	130
85232963	Magnetic tape > 65mm; other video tapes; unrecorded	-	25	-	2
85232971	Magnetic discs; unrecorded; computer hard disks and diskettes	79	268	26.640	62.075
85232979	Magnetic discs; unrecorded; other than computer hard disks and diskettes	2.150	2.188	594	2.865
85232981	Magnetic discs; recorded; used for reproducing phenomena other than sound or image; suitable for computer use	13	30	1.744	4.731
85232982	Magnetic discs; recorded; used for reproducing phenomena other than sound or image; not suitable for computer use	20	20	1.400	1.400
85232983	Recorded magnetic discs for reproducing representations of instructions, data, sound and image, recorded in a machine readable binary form, and capable of being manipulated or providing interactivity to a user, by means of an automatic data processing machine; proprietary format storage (recorded) media	-	1	-	10
85232991	Other unrecorded magnetic media of a kind suitable for computer use	-	10	-	10
85232999	Other recorded magnetic media for other purpose	-	2	-	2
85234110	Unrecorded optical media of a kind suitable for computer use	10	41	346	3.419
85234190	Unrecorded optical media of a kind not suitable for computer use	430	599	18.475	24.596
85234911	Of a kind used for reproducing phenomena other than sound or image parts and accessories of machines for sawing monocrystal semiconductor boules into slices, or wafers into chips	-	33	-	194



Tabel 3 : Ekspor Indonesia menurut Komoditi ( Kode HS 8 digit )

Maret 2023

Kode H S	Uraian golongan barang	Berat bersih (Kg)		Nilai F.O.B. ( U S \$ )	
		Bulan ini	Kumulatif	Bulan ini	Kumulatif
(1)	(2)	(3)	(4)	(5)	(6)
85234913	Disc for laser reading systems for reproducing sound only for other purpose other than for educational, technical, scientific, historical or cultural	46	104	3.338	7.579
85234914	Disc for laser reading systems for reproducing representations of instructions, data, sound and image, recorded in a machine readable binary form, and capable of being manipulated or providing interactivity to a user, by means of an automatic data processing machine; proprietary format storage (recorded) media	2	18	1.000	2.284
85234919	Disc for laser reading systems for other purpose	41	41	361	361
85234993	Oth recorded optical media for reproducing representations of instructions/data/sound/image,recorded in a machine readable binary form,capable of being manipulated or providing interactivity, of an auto data processing machine	-	312	-	7.197
85234999	Other recorded optical media for other purpose	62	104	4.545	6.137
85235111	Of a kind suitable for computer use parts and accessories of machines for sawing monocrystal semiconductor boules into slices, or wafers into chips	22	61	62.397	186.196
85235119	Unrecorded Solid-state non-volatile storage devices of a kind not suitable for computer use	14	147	381	50.545
85235121	Recorded Solid-state non-volatile storage devices for reproducing phenomena other than sound or image of a kind suitable for computer use	18	18	2.274	2.280
85235129	Recorded Solid-state non-volatile storage devices for reproducing phenomena other than sound or image of a kind not suitable for computer use	1	17	200	1.751
85235130	Recorded Solid-state non-volatile storage devices for reproducing representations of instructions, data, sound and image, recorded in a machine readable binary form, and capable of being manipulated or providing interactivity to a user, by means of an automatic data processing machine; proprietary format storage (recorded) media	2	2	163	335
85235199	Recorded Solid-state non-volatile storage devices for other purpose	10	38	99	4.900
85235200	Semiconductor media; "Smart cards"	28.027	63.259	2.312.494	5.529.420
85235910	Semiconductor media; proximity cards and tags	1.870	7.497	2.830	14.442
85235921	Semiconductor media; unrecorded; of a kind suitable for computer use	5	6	56.652	56.682
85235929	Semiconductor media; unrecorded; other than a kind suitable for computer use	6	7	876	19.436
85235930	Semiconductor media; recorded; of a kind used for reproducing phenomena other than sound or image	0	0	4	4
85235940	Semiconductor media; recorded; for reproducing representations of instructions/data/sound/image, recorded in a machine readable binary form, capable of being manipulated/providing interactivity to a user, of an automatic data processing machine; proprietary format storage media	-	0	-	238
85235990	Other semiconductor media	39	205	456	3.778
85238040	Gramophone records	-	0	-	12
85238051	Other media for recording of sound or of other phenomena, unrecorded, of a kind suitable for computer use	60	257	145.826	158.332
85238059	Other media for recording of sound or of other phenomena, unrecorded, of a kind not suitable for computer use	7	12	732	1.550
85238092	Oth media for recording of sound/phenomena,recorded,for reproducing representations of instructions/data/sound/image, recorded in a machine readable binary form, and capable of being manipulated or providing interactivity,of an auto data processing machine	0	0	48	48
85238099	Other media for recording of sound or of other phenomena for other purpose	130	249	4.124	9.391

Tabel 3 : Ekspor Indonesia menurut Komoditi ( Kode HS 8 digit )

Maret 2023

Kode H S	Uraian golongan barang	Berat bersih (Kg)		Nilai F.O.B. ( U S \$ )	
		Bulan ini	Kumulatif	Bulan ini	Kumulatif
(1)	(2)	(3)	(4)	(5)	(6)
85241100	Flat panel display modules of liquid crystals, whether or not incorporating touch-sensitive screens; without drivers or control circuits	524	1.346	46.554	125.456
85249100	Flat panel display modules of liquid crystals, whether or not incorporating touch-sensitive screens; with drivers or control circuits	1.259.327	1.900.523	18.271.002	28.646.840
85249200	Flat panel display modules of organic light-emitting diodes (OLED), whether or not incorporating touch-sensitive screens; with drivers or control circuits	161.675	161.675	7.399.758	7.399.758
85249900	Flat panel display modules of other than liquid crystal and OLED, whether or not incorporating touch-sensitive screens; with drivers or control circuits	84	92	2.795	4.029
85255000	Transmission apparatus for radio-broadcasting or television, not incorporating reception apparatus or sound recording or reproducing apparatus	40	148	1.217	8.037
85256000	Transmission apparatus for radio-broadcasting or television, incorporating reception apparatus or sound recording or reproducing apparatus	46	471	1.642	40.111
85258110	Video camera recorders; high-speed goods as specified in Subheading Note 1 to this Chapter	1.401	3.067	929.027	2.207.496
85258120	Television cameras; high-speed goods as specified in Subheading Note 1 to this Chapter	-	18	-	520
85258190	Digital cameras; high-speed goods as specified in Subheading Note 1 to this Chapter	4.477	16.488	224.241	759.229
85258210	Video camera recorders; radiation-hardened or radiation-tolerant goods as specified in Subheading Note 2 to this Chapter	1	2	10	43
85258290	Digital cameras; radiation-hardened or radiation-tolerant goods as specified in Subheading Note 2 to this Chapter	-	5	-	238
85258310	Video camera recorders; night vision goods as specified in Subheading Note 3 to this Chapter	-	33	-	89
85258320	Television cameras; night vision goods as specified in Subheading Note 3 to this Chapter	3	8	10	20
85258390	Digital cameras; night vision goods as specified in Subheading Note 3 to this Chapter	2	5	298	1.643
85258910	Video camera recorders; other than high-speed goods & radiation-hardened or radiation-tolerant goods & night vision goods as specified in Subheading Note 1-3 to this Chapter	64	659	6.385	58.064
85258920	Television cameras; other than high-speed goods & radiation-hardened or radiation-tolerant goods & night vision goods as specified in Subheading Note 1-3 to this Chapter	1.105	4.188	42.153	161.722
85258930	Web cameras	17.442	82.269	2.639.744	11.823.622
85258990	Digital cameras; other than high-speed goods & radiation-hardened or radiation-tolerant goods & night vision goods as specified in Subheading Note 1-3 to this Chapter	13.793	45.854	3.244.888	11.111.421
85261010	Radar apparatus, ground based, or of a kind for use in civil aircraft, or of a kind used solely on sea-going vessels	-	755	-	19.470
85261090	Radar apparatus of a kind used for military purpose	695	3.159	20.464	86.407
85269110	Radio navigational aid apparatus of a kind for use in civil aircraft, or of a kind used solely on sea-going vessels	1.141	24.214	139.106	2.714.634
85269190	Radio navigational aid apparatus, of a kind used for military purpose	45.649	84.827	4.930.800	9.507.650
85269200	Radio remote control apparatus	14.072	17.514	1.020.536	1.581.773
85271200	Pocket-size radio cassette-players	19.145	33.034	495.552	903.307
85271310	Portable radio-broadcast receivers capable of operating without an external source of power, combined with sound recording or reproducing apparatus; other than pocket-size radio cassette-players	9	135	195	1.919

Tabel 3 : Ekspor Indonesia menurut Komoditi ( Kode HS 8 digit )

Maret 2023

Kode H S	Uraian golongan barang	Berat bersih (Kg)		Nilai F.O.B. ( U S \$ )	
		Bulan ini	Kumulatif	Bulan ini	Kumulatif
(1)	(2)	(3)	(4)	(5)	(6)
85271390	Nonportable radio-broadcast receivers capable of operating without an external source of power; combined with sound recording or reproducing apparatus	-	1	-	101
85271920	Portable radio-broadcast receivers capable of operating without an external source of power, not combined with sound recording or reproducing; other than pocket-size radio cassette-player	30.860	80.846	541.512	1.469.019
85271990	Nonportable radio-broadcast receivers capable of operating without an external source of power, not combined with sound recording or reproducing	-	62	-	25.363
85272110	Radio-broadcast receivers combined with sound recording/reproducing apparatus, used in motor vehicles, capable of receiving & decoding digital radio data system signals	76.232	321.053	3.916.885	16.412.617
85272190	Radio-broadcast receivers combined with sound recording/reproducing apparatus, used in motor vehicles; not capable of receiving & decoding digital radio data system signals	14.107	55.932	678.620	3.062.994
85272900	Radio-broadcast receivers not capable of operating without an external source of power, used in motor vehicles, not combined with sound recording or reproducing apparatus	4.181	19.220	250.379	1.144.602
85279190	Nonportable radio-broadcast receivers not capable of operating without an external source of power, of a kind not used in motor vehicles, combined with sound recording or reproducing apparatus	90	90	10.977	10.977
85279290	Not mains operated radio-broadcast receivers not capable of operating without an external source of power, not combined with sound recording or reproducing apparatus but combined with a clock	1	1	48	48
85279990	Not mains operated reception apparatus for radio-broadcasting, not elsewhere classified in 8527	1	1	20	22
85284200	Cathode-ray tube monitors; capable of directly connecting to and designed for use with an automatic data processing machine of heading 8471	116	208	221	3.267
85284910	Colour cathode-ray tube monitors; not capable of directly connecting to and designed for use with an automatic data processing machine of heading 8471	6.048	13.697	55.094	96.551
85284920	Monochrome cathode-ray tube monitors; not capable of directly connecting to and designed for use with an automatic data processing machine of heading 8471	4	17	1.902	2.399
85285200	Monitors other than cathode-ray tube, capable of directly connecting to and designed for use with an automatic data processing machine of heading 8471	84.329	255.567	2.345.631	7.399.084
85285910	Colour monitors other than cathode-ray tube; not capable of directly connecting to and designed for use with an automatic data processing machine of heading 8471	135.276	417.582	5.972.055	20.419.062
85285920	Monochrome monitors other than cathode-ray tube; not capable of directly connecting to and designed for use with an automatic data processing machine of heading 8471	1	1	83	83
85286200	Projectors; capable of directly connecting to and designed for use with an automatic data processing machine of heading 8471	18	49	120	810
85286990	Projectors;not capable of directly connect & designed for use w/ an automatic data processing machine of heading 8471; having capability of projecting onto a screen diagonally measuring < 300 inches	1.185	9.012	21.515	56.091
85287111	Mains operated set top boxes which have a communications function for television, not designed to incorporate a video display or screen	130.414	357.310	9.129.402	21.073.578
85287119	Not mains operated set top boxes which have a communications function for television, not designed to incorporate a video display or screen	75.934	223.367	9.046.030	27.025.124

Tabel 3 : Ekspor Indonesia menurut Komoditi ( Kode HS 8 digit )

Maret 2023

Kode H S	Uraian golongan barang	Berat bersih (Kg)		Nilai F.O.B. ( U S \$ )	
		Bulan ini	Kumulatif	Bulan ini	Kumulatif
(1)	(2)	(3)	(4)	(5)	(6)
85287191	Mains operated reception apparatus for television, not designed to incorporate a video display or screen, other than set top boxes which have a communications function	9.290	18.506	365.419	780.139
85287199	Not mains operated reception apparatus for television, not designed to incorporate a video display or screen, other than set top boxes which have a communications function	76	204	11.560	34.697
85287210	Battery operated monitors for colour television, designed to incorporate a video display or screen	-	2	-	5
85287292	Liquid crystal devices (LCD), light-emitting diodes (LED) and other flat panel display type for colour television; designed to incorporate a video display or screen	4.364.545	12.719.880	98.261.139	279.972.593
85287299	Monitors for colour television oth than cathode-ray tube, LCD, LED, and other flat panel display type; designed to incorporate a video display or screen	247	3.226	1.340	14.215
85287300	Monitors for monochrome television	2.493	4.347	51.698	108.126
85291021	Parabolic aerial reflector dishes for television reception and parts thereof	1.583	3.495	2.593	5.106
85291029	Parabolic aerial reflector dishes for direct broadcast multi- media systems other than for television reception, and parts thereof	1.382	4.301	293.320	972.018
85291030	Telescopic, rabbit and dipole antennae for television or radio receivers; parts suitable for use therewith	125.549	312.796	1.111.400	2.829.110
85291040	Aerial filters and separators; parts suitable for use therewith	5	6	313	343
85291093	Aerials & aerial reflectors oth than parabolic/telescopic/aerial filters & separators/feed horns, of a kind used with transmission apparatus for radio-broadcasting; parts suitable for use therewith	-	15.848	-	135.929
85291094	Aerials & aerial reflectors oth than parabolic/telescopic/aerial filters & separators/feed horns, of a kind used with transmission apparatus for television; parts suitable for use therewith	-	1	-	15
85291099	Aerials&aerial reflectors oth than parabolic/telescopic/aerial filter & separator/feed horn,used w/ transmission apparatus oth than for radio-broadcasting/television;parts suitable for use therewith	1.816	2.818	138.992	213.661
85299020	Parts of decoders	1.059	2.376	50.676	133.910
85299040	Parts of digital cameras or video camera recorders	150	1.095	13.062	88.127
85299051	Printed circuit boards, assembled; for goods of subheading 852550 or 852560	-	5	-	419
85299052	Printed circuit boards, assembled; for goods of subheading 852713, 852719, 852721, 852729, 852791 or 852799	52.319	182.991	2.056.099	7.430.403
85299053	Printed circuit boards, assembled, for flat panel displays	111.120	288.032	7.303.851	19.521.751
85299054	Printed circuit boards, assembled, for television receivers	27.545	28.117	13.776	37.772
85299055	Printed circuit boards, assembled; for goods of heading 8528; other than for flat panel displays or television receivers	341	346	6.415	6.688
85299059	PCB, assembled; other than for goods of subheading 852550,852560,852713,852719,852721,852729,852791,852799,8528	264	602	94.113	312.752
85299091	Parts for television receivers other than aerial and PCB	56.212	176.763	3.287.630	8.561.540
85299094	Parts for flat panel display other than aerial and PCB	555.190	2.036.280	4.222.922	28.879.745
85299099	Parts suitable for use solely or principally with the apparatus of headings 8524 to 8528; other than aerials and PCB, not for television receivers or flat panel display	28.923	114.023	721.360	1.497.102
85308000	Electrical signalling, safety or traffic control equipment for roads, inland waterways, parking facilities, port installations or airfields (other than those of heading 8608)	180	233	75	84
85309000	Part of electrical signalling, safety or traffic control equipment for railways, tramways, roads, inland waterways, parking facilities, port installations or airfields (oth than heading 8608)	131	131	2.079	2.079

Tabel 3 : Ekspor Indonesia menurut Komoditi ( Kode HS 8 digit )

Maret 2023

Kode H S	Uraian golongan barang	Berat bersih (Kg)		Nilai F.O.B. ( U S \$ )	
		Bulan ini	Kumulatif	Bulan ini	Kumulatif
(1)	(2)	(3)	(4)	(5)	(6)
85311010	Burglar alarms	34.082	80.426	5.025.375	11.106.142
85311020	Fire alarms	-	84	-	20
85311030	Smoke alarms; portable personal alarms (shrill alarms)	5	17	2.194	3.530
85311090	Alarms except burglar or fire alarms or smoke alarm; portable personal alarm (shrill alarms)	34.325	112.090	1.290.171	4.307.286
85312000	Indicator panels incorporating liquid crystal devices (LCD) or light-emitting diodes (LED)	3.837	11.624	345.067	877.399
85318011	Eletronic door bells and other door sound signalling apparatus	0	0	55	55
85318019	Electronic bells and other sound signalling apparatus other than door bells	3.258	10.978	189.690	611.565
85318029	Flat panel displays (including electro-luminescence, plasma and other technologies) other than vacuum fluorescent display panels	3	5	30	1.133
85318090	Electric sound or visual signalling apparatus (bells, sirens), other than electronic bells or flat panel displays	68.871	194.812	1.680.115	4.839.184
85319030	Part of electric sound signalling other than door bells or door sound signalling apparatus	27	27	245	245
85319090	Part of visual signalling apparatus	10.156	25.483	182.276	476.117
85321000	Electrical capacitors, fixed, designed for use in 50/60 Hz circuits and having a reactive power handling capacity of not less than 05 kvar (power capacitors)	102	17.315	3.705	12.336
85322100	Tantalum capacitors	8.446	31.020	8.190.318	23.386.452
85322200	Aluminium electrolytic capacitors	778.998	2.205.859	22.289.273	66.480.377
85322300	Ceramic dielectric, single layer capasitors	53.128	145.017	978.151	3.043.470
85322400	Ceramic dielectric, multilayer capacitors	340	1.793	53.833	132.424
85322500	Dielectric of paper or plastics capasitors	1.747	7.349	107.840	490.211
85322900	Electrical capacitors, fixed, other than tantalum or aluminium electrolytic or ceramic dielectric or dielectric of paper/plastics	98.212	226.629	8.800.123	25.180.268
85323000	Variable or adjustable (pre-set) capacitors	173	665	3.247	14.567
85329000	Parts of electrical capacitors, fixed, variable or adjustable (pre-set)	2	11.415	3.654	125.627
85331010	Electrical resistors, fixed carbon, composition or film type; surface mounted	36.377	86.434	644.735	1.717.012
85331090	Electrical resistors, fixed carbon, composition or film type; non surface mounted	7	37	1.763	34.773
85332100	Electrical resistors, fixed non carbon resistors; for a power handling capacity ≤ 20 W	195.948	596.161	8.639.085	24.198.012
85332900	Electrical resistors, fixed non carbon resistors; for a power handling capacity > 20 W	823	3.084	37.329	99.703
85333100	Wirewound variable resistors, including rheostats and potentiometers; for a power handling capacity ≤ 20 W	3	10	339	5.189
85333900	Wirewound variable resistors, including rheostats and potentiometers; for a power handling capacity > 20 W	2	1.336	197	1.804
85334000	Variable resistors other than wirewound, including rheostats and potentiometers	51.339	150.342	1.337.636	3.894.248
85339000	Parts electrical resistors (including rheostats and potentiometers), other than heating resistors.	230	657	105.616	302.748
85340010	Printed circuits, single-sided	129.995	401.104	2.105.997	6.072.304
85340020	Printed circuits, double-sided	1.753	3.228	489.878	1.657.955
85340030	Printed circuits, multi-layer	13.374	49.824	3.762.363	13.725.567
85340090	Printed circuits, other than single/double-sided or multi-layer	27.352	45.653	5.422.098	8.034.290
85351000	Fuses, for a voltage > 1,000 volts	164	193	13.731	18.318
85352190	Automatic circuit breakers other than moulded case type or earth leakage circuit breaker, for a voltage > 1kV but < 725 kV	299	1.761	24.591	122.017
85352990	Automatic circuit breakers other than earth leakage circuit breaker, for a voltage ≥ 725 kV	28	116	919	8.565
85353011	Isolating switches and make-and-break switches, disconnectors having a voltage > 1 kV but < 36 kV	-	12	-	6

Tabel 3 : Ekspor Indonesia menurut Komoditi ( Kode HS 8 digit )

Maret 2023

Kode H S	Uraian golongan barang	Berat bersih (Kg)		Nilai F.O.B. ( U S \$ )	
		Bulan ini	Kumulatif	Bulan ini	Kumulatif
(1)	(2)	(3)	(4)	(5)	(6)
85353019	Isolating switches and make-and-break switches, disconnectors having a voltage of $\geq 36$ kV but $\leq 40$ kV	25	418	703	24.951
85353090	Isolating switches and make-and-break switches, suitable for a voltage > 40 kV but < 66 kV	-	28	-	41
85354000	Lightning arresters, voltage limiters and surge suppressors, for a voltage > 1,000 volts	1.787	5.529	300.060	1.054.434
85359010	Bushing assemblies and tap changer assemblies for electricity distribution or power transformers, for a voltage > 1,000 volts	5.702	10.374	255.949	402.158
85359020	Change-over switches of a kind used for starting electric motors; for a voltage > 1,000 volts	2	2	25	25
85359090	Electrical apparatus for switching or protecting electrical circuits, or for making connections to or in electrical circuits, for a voltage > 1,000 volts, not elsewhere clasified in heading 8535	20.148	109.397	217.981	381.815
85361012	Thermal fuses; glass type fuses, not suitable for use in electric fans, for a current < 16 A and voltage $\leq 1,000$ volts	174	436	7.489	18.190
85361013	Fuse blocks, of a kind used for motor vehicles, for a voltage $\leq 1,000$ volts	388	4.007	7.110	50.608
85361019	Thermal fuses; glass type fuses, voltage $\leq 1,000$ volts, not elsewhere clasified or include in subheading 853610	15.399	53.810	863.955	2.957.496
85361092	Fuses other than thermal fuses and glass type fuses; not suitable for use in electric fans; for a current less than 16 A and voltage not exceeding 1,000 volts	17	17	297	297
85361093	Fuse blocks other than thermal and glass type fuse, of a kind used for motor vehicles; for a voltage not exceeding 1,000 volts	24	76	758	2.056
85361099	Fuses other than thermal fuses and glass type fuses, voltage $\leq 1,000$ volts, not elsewhere clasified or include in subheading 853610	665	1.513	51.382	79.790
85362011	Automatic circuit breakers, moulded case type, for a voltage $\leq 1,000$ volts and current < 16 A	1.641	1.734	19.613	21.294
85362012	Automatic circuit breakers, moulded case type, for a voltage $\leq 1,000$ volts and current $\geq 16$ A but $\leq 32$ A	793	793	9.663	9.663
85362013	Automatic circuit breakers, moulded case type, for a voltage $\leq 1,000$ volts and current > 32 A but $\leq 1,000$ A	1.132	5.466	14.829	128.641
85362019	Automatic circuit breakers, moulded case type, for a voltage $\leq 1,000$ volts and current > 1,000 A	12.906	38.282	1.461.775	3.442.701
85362020	Automatic circuit breakers; non moulded case type, of a kind incorporated into electro-thermic domestic appliances of heading 8516; for a voltage $\leq 1,000$ volts;	4	5	7.358	7.409
85362099	Automatic circuit breakers, non-moulded case type, not incorporated into electro-thermic domestic appliances of heading 8516; for a current $\geq 16$ A and voltage $\leq 1,000$ volts;	927	1.813	105.650	193.491
85363010	Lightning arresters for protecting electrical circuits, for a voltage $\leq 1,000$ volts	3	3	1.371	1.371
85363020	Electrical apparatus for protecting electrical circuits other than fuses or automatic circuit breakers, of a kind used in radio equipment or in electric fans, for a voltage $\leq 1,000$ volts	117	325	1.507	4.172
85363090	Electrical apparatus for protecting electrical circuits oth than fuses or auto circuit breakers; except lighting arresters or of a kind used in radio equipment/in electric fans; voltage $\leq 1,000$ volts	125.310	334.943	1.829.207	5.121.070
85364110	Digital relays; for a voltage $\leq 60$ V	9.693	29.422	210.909	695.208
85364120	Relays of a kind used in radio equipment; for a voltage $\leq 60$ V	-	3	-	150
85364130	Relays of a kind used in electric fans; for a voltage $\leq 60$ V	-	180	-	81
85364140	Relays other than digital relays or of a kind used in radio equipment/electric fans, for a current < 16 A and voltage $\leq 60$ V	5.575	11.393	436.745	781.216
85364191	Semiconductor or electro-magnetic relays of voltage $\leq 28$ V	57.859	199.220	2.172.572	7.068.645

Tabel 3 : Ekspor Indonesia menurut Komoditi ( Kode HS 8 digit )

Maret 2023

Kode H S	Uraian golongan barang	Berat bersih (Kg)		Nilai F.O.B. ( U S \$ )	
		Bulan ini	Kumulatif	Bulan ini	Kumulatif
(1)	(2)	(3)	(4)	(5)	(6)
85364199	Semiconductor or electro-magnetic relays of voltage > 28 V but ≤ 60 V	24.707	71.475	1.349.236	3.319.295
85364910	Digital relays; for a voltage exceeding 60 V but not exceeding 1,000 V	140	199	5.527	8.509
85364990	Relay other than digital; for a voltage exceeding 60 V but not exceeding 1,000 V	477.897	1.238.025	11.582.689	30.637.641
85365020	Over-current and residual-current automatic switches, for a voltage not exceeding 1,000 volts	34.132	99.388	678.563	2.064.727
85365033	High inrush switches; power switches for TV; rotary, slide, see-saw & magnetic switches for AC; commutators for stoves & ranges; microphone switches; current capacity <16 A & voltage ≤1 kV	44	115	3.411	9.020
85365039	High inrush switches; power switches for TV; rotary, slide, see-saw & magnetic switches for AC; commutators for stoves & ranges; microphone switches; current capacity ≥16 A & voltage ≤1 kV	732	2.019	33.989	103.547
85365051	Insulated thyristor AC switches; electronics switches, consisting of chip-on-chip technology, voltage ≤ 1,000 V; electro-mechanical snap-action switches for current < 16 A	9.000	22.000	17.100	41.850
85365059	Insulated thyristor AC switches; electronics switches, consisting of chip-on-chip technology, voltage ≤ 1,000 V; electro-mechanical snap-action switches for current ≥ 16 A but ≤ 11 A	767	846	30.372	32.017
85365061	Make-and-break switches of a kind used in domestic electrical wiring, voltage ≤ 500 V & rated current carrying capacity < 16 A	4.418	12.507	186.683	568.894
85365069	Make-and-break switches of a kind used in domestic electrical wiring, voltage ≤ 500 V & rated current carrying capacity ≥ 16 A but ≤ 20 A	40	174	57	524
85365095	Change-over switches of a kind used for starting electric motors; fuse switches, voltage ≤ 1,000 V	414	1.773	6.703	53.569
85365096	Electrical apparatus for switching or protecting electrical circuits n.e.c. in subheading 853650, voltage ≤ 1,000 V & current < 16 A, not suitable for use in electric fans & starting motors	63.921	183.191	4.224.071	12.224.013
85365099	Electrical apparatus for switching or protecting electrical circuits n.e.c. in subheading 853650, voltage ≤ 1,000 V & current ≥ 16 A, not suitable for use in electric fans & starting motors	267.032	825.320	10.850.718	32.175.889
85366111	Lamp-holders of a kind used for compact lamps or halogen lamps, for a current < 16 A and voltage ≤ 1,000 volts	205	205	1.275	1.275
85366119	Lamp-holders of a kind used for compact lamps or halogen lamps, for a current ≥ 16 A and voltage ≤ 1,000 volts	2	5	67	1.679
85366191	Lamp-holders not used for compact lamps or halogen lamps; for a current < 16 A and voltage ≤ 1,000 volts	-	1.050	-	996
85366199	Lamp-holders not used for compact lamps or halogen lamps; for a current ≥ 16 A and voltage ≤ 1,000 volts	4	821	2.295	51.843
85366910	Telephone plugs, for a voltage ≤ 1,000 volts	-	52	-	30.342
85366923	Audio/video sockets and cathode ray tube sockets for television or radio receivers, current ≤ 15 A and voltage ≤ 1,000 volts	-	6	-	80
85366924	Audio/video sockets and cathode ray tube sockets for television or radio receivers, current > 15 A but < 16 A and a voltage ≤ 1,000 volts	-	3	-	35
85366929	Audio/video sockets and cathode ray tube sockets for television or radio receivers, current ≥ 16 A and voltage ≤ 1,000 volts	58	2.734	1.829	8.862
85366932	Sockets and plugs for co-axial cables and printed circuits, current < 16 A and voltage ≤ 1,000 volts	106	605	13.516	151.401
85366939	Sockets and plugs for co-axial cables and printed circuits, current ≥ 16 A and voltage ≤ 1,000 volts	31.107	39.926	510.272	1.892.247

Tabel 3 : Ekspor Indonesia menurut Komoditi ( Kode HS 8 digit )

Maret 2023

Kode H S	Uraian golongan barang	Berat bersih (Kg)		Nilai F.O.B. ( U S \$ )	
		Bulan ini	Kumulatif	Bulan ini	Kumulatif
(1)	(2)	(3)	(4)	(5)	(6)
85366992	Plugs and sockets not for telephone or television or radio receivers or co-axial cables and printed circuits; for a current < 16 A and voltage ≤ 1,000 volts	304	8.517	15.895	111.196
85366999	Plugs and sockets not for telephone or television or radio receivers or co-axial cables and printed circuits; for a current of ≥ 16 A and voltage ≤ 1,000 volts	87.247	293.617	2.709.442	9.328.462
85367010	Connectors for optical fibres, optical fibre bundles or cables, of ceramics, for a voltage not exceeding 1,000 volts	4.949	6.246	218.628	257.132
85367090	Connectors for optical fibres, optical fibre bundles or cables, of other than ceramics or copper, for a voltage not exceeding 1,000 volts	929	4.922	190.491	963.954
85369012	Connection and contact elements for wires and cables; contact probes for wafer, for a current of less than 16 A and voltage not exceeding 1,000 volts	79	142	24.363	48.762
85369019	Connection and contact elements for wires and cables; contact probes for wafer, for a current of 16 A or more and voltage not exceeding 1,000 volts	46.354	117.964	1.280.280	3.861.951
85369029	Junction boxes, for a current of 16 A or more and voltage not exceeding 1,000 volts	3.467	7.508	227.749	477.945
85369032	Cable connectors consisting of a jack plug, terminal with or without pin, connector, or adaptor for co-axial cable, for a current of less than 16 A and voltage not exceeding 1,000 volts;	28.518	85.945	2.576.209	7.856.506
85369039	Cable connectors consisting of a jack plug, terminal with or without pin, connector, or adaptor for co-axial cable, for a current of 16 A or more and voltage not exceeding 1,000 volts;	162.257	528.109	3.576.409	12.207.066
85369040	Battery clamps, of a kind used for motor vehicles of heading 8702, 8703, 8704 or 8711, for a voltage not exceeding 1,000 volts	200	385	10.159	17.380
85369094	Electrical apparatus for making connections to or in electrical circuits not elsewhere clasified in 8536, for a current < 16 A and voltage ≤ 1,000 volts	16.884	40.438	330.917	872.721
85369099	Electrical apparatus for making connections to or in electrical circuits not elsewhere spesified in 8536, for a current ≥ 16 A and voltage ≤ 1,000 volts	121.612	315.525	8.218.820	20.533.703
85371011	Control panels of a kind suitable for use in distributed control systems, for a voltage ≤ 1,000 V	1.825	14.924	132.088	1.290.911
85371012	Control panels fitted with a programmable processor, for a voltage ≤ 1,000 V	57	193	4.044	30.976
85371013	Control panels oth than a kind of for use in distributed control systems or fitted with programmable processor, suitable for goods of heading 8415, 8418, 8450, 8508, 8509 or 8516, voltage ≤ 1,000 V	4.107	12.548	282.893	951.519
85371019	Switchboards for a voltage ≤ 1,000 V	25.341	72.397	1.056.184	2.962.031
85371020	Distribution boards (including back panels and back planes) for use solely or principally with goods of heading 8471, 8517 or 8525, for a voltage ≤ 1,000 V	14.689	31.449	634.552	1.238.949
85371030	Programmable logic controllers for automated machines for transport, handling and storage of dies for semiconductor devices, for a voltage ≤ 1,000 V	474	637	255.174	270.342
85371040	Motor controllers with output rating of 24 V to 120 V DC and with ampere rating of 300 A to 500 A, voltage ≤ 1,000 V	5.685	13.717	253.862	630.303
85371091	Board,panel,console,desk,cabinet oth than switchboard & control panel/distribution board/programmable logic controller/motor controller; used in radio equipment/in electric fan; voltage ≤ 1,000 V	10.273	12.492	2.034.241	2.632.062
85371092	Board,panel,console,desk,cabinet oth than switchboard & control panel/distribution board/programmable logic controller/motor controller;suitable use in distribututed control systems;voltage ≤ 1,000 V	3.171	7.783	597.004	1.569.480



Tabel 3 : Ekspor Indonesia menurut Komoditi ( Kode HS 8 digit )

Maret 2023

Kode H S	Uraian golongan barang	Berat bersih (Kg)		Nilai F.O.B. ( U S \$ )	
		Bulan ini	Kumulatif	Bulan ini	Kumulatif
(1)	(2)	(3)	(4)	(5)	(6)
85371099	Board,panel,console,desk,cabinet oth than switchboard & control panel/distribution board/programmable logic controller/motor controller not elsewhere clasified in subheading 853710; voltage ≤ 1,000 V	293.600	965.575	18.306.159	52.905.866
85372011	Switchboards, incorporating electrical instruments for breaking, connecting or protecting electrical circuits for a voltage 66 kV or more	49.280	49.280	772.318	772.318
85372019	Switchboards; incorporating electrical instruments for breaking, connecting or protecting electrical circuits, for a voltage exceeding 1 kV but less than 66 kV	4	1.027	426	3.903
85372029	Control panels, incorporating electrical instruments for breaking, connecting or protecting electrical circuits for a voltage exceeding 1 kV but less than 66 kV	-	1	-	9
85372090	Boards, panels, consoles, desks, cabinets & other bases, not elsewhere clasified in subheading 853720, for a voltage exceeding 1,000 V	290.916	581.212	8.664.773	15.124.129
85381011	Parts of programmable logic controllers for automated machines for transport, handling and storage of dies for semiconductor devices, for a voltage not exceeding 1,000 V	83	148	2.992	7.954
85381019	Part of board,panel,console,desk,cabinet & oth base for good of head 8537,not equipped w/ their apparatus oth than part of programmable logic controller/a kind used in radio equipment,voltage ≤1,000 V	4.852	49.800	460.988	1.495.736
85381021	Parts of programmable logic controllers for automated machines for transport, handling and storage of dies for semiconductor devices, for a voltage exceeding 1,000 V	3	3	4.200	4.200
85381029	Parts of board,panel,console,desk,cabinet&oth base for good of head 8537,not equipped w/ their apparatus oth than part of programmable logic controller/a kind used in radio equipment,voltage > 1,000 V	1.063	3.310	173.350	1.280.904
85389011	Parts suitable for use solely or principally with goods of HS. 85366910, 85369012 or 85369019; voltage ≤ 1,000 V	3.763	13.375	109.657	350.949
85389012	Parts suitable for use solely or principally with goods of HS. 85365051, 85365059, 85366932 or 85366939; voltage ≤ 1,000 V	14.767	48.504	507.840	1.555.150
85389013	Parts suitable for use solely or principally with goods of HS. 85371020; voltage ≤ 1,000 V	28.565	88.060	2.497.690	8.287.692
85389019	Parts suitable use solely/principally w/ apparatus of subhead 8535, 8536 or 8537; oth than HS. 85366910, 85369012, 85369019, 85365051, 85365059, 85366932, 85366939, or 85371020; voltage ≤ 1,000 V	112.585	269.764	7.977.766	20.351.069
85389020	Parts suitable for use solely or principally with the apparatus of subheading 8535, 8536 or 8537 equipped with their apparatus, voltage > 1,000 V	20.945	50.944	915.239	2.986.048
85391010	Sealed beam lamp units; for motor vehicles of Chapter 87	4.544	12.209	73.296	212.214
85391090	Sealed beam lamp units; other than for motor vehicles of Chapter 87	1.586	3.308	33.347	113.172
85392120	Tungsten halogen; of a kind used in medical equipment	719	1.319	11.853	31.345
85392130	Tungsten halogen; of a kind used for motor vehicles	283	937	4.927	16.290
85392140	Reflector lamp bulbs of tungsten halogen, not used in medical equipment or motor vehicles	1	3	46	53
85392190	Tungsten halogen other than reflector lamp bulbs tungsten halogen or of a kind used in medical equipment or motor vehicles	6	276	336	6.937
85392231	Reflector lamp bulbs excluding reflector lamp bulbs of tungsten halogen, of a kind used in decorative illumination, power ≤ 60 W and voltage > 100 V	-	182	-	1.500
85392232	Reflector lamp bulbs excluding reflector lamp bulbs of tungsten halogen, of a kind used in decorative illumination, power > 60 W but ≤ 200 W and voltage > 100 V	-	8	-	10

Tabel 3 : Ekspor Indonesia menurut Komoditi ( Kode HS 8 digit )

Maret 2023

Kode H S	Uraian golongan barang	Berat bersih (Kg)		Nilai F.O.B. ( U S \$ )	
		Bulan ini	Kumulatif	Bulan ini	Kumulatif
(1)	(2)	(3)	(4)	(5)	(6)
85392233	Reflector lamp bulbs excluding reflector lamp bulbs of tungsten halogen, for domestic lighting, power $\leq$ 200 W and voltage $>$ 100 V	1.868	6.675	35.086	134.787
85392239	Reflector lamp bulbs excluding reflector lamp bulbs of tungsten halogen, not used in decorative illumination or domestic lighting, power $\leq$ 200 W and voltage $>$ 100 V	1	2.118	18	8.665
85392291	Filament lamps, excluding sealed beam unit, ultra-violet/infra-red lamps, tungsten halogen, and reflector lamp bulbs, used in decorative illumination, power $\leq$ 60 W & voltage $>$ 100 V	-	1	-	5
85392293	Filament lamps, excluding sealed beam unit, ultra-violet/infra-red lamps, tungsten halogen, and reflector lamp bulbs, for domestic lighting, power $\leq$ 200 W & voltage $>$ 100 V	-	6	-	15
85392299	Filament lamps, exclud sealed beam unit, ultra-violet/infra-red lamp, tungsten halogen & reflector lamp bulb, not used for domestic lighting & decorative illumination, power $>$ 60 W but $\leq$ 200 W & $>$ 100 V	45	818	5.465	31.620
85392920	Filament lamps, excluding sealed beam units, ultra-violet/infra-red lamps, and tungsten halogen, used for motor vehicles; power $>$ 200 W and voltage $\leq$ 100 V	9.997	34.888	99.745	352.817
85392930	Reflector lamp bulbs, excluding sealed beam units, ultra-violet/infra-red lamps, and tungsten halogen, not used in medical equipment or motor vehicles; power $>$ 200 W and voltage $\leq$ 100 V	2.142	8.442	5.116	19.544
85392941	Flashlight bulbs; miniature indicator bulbs, rated up to 225 V, of a kind suitable for medical equipment,	6	29	254	2.571
85392960	Filament lamps, exclud sealed beam units, ultra-violet/infra-red lamps, or tungsten halogen or flashlight bulbs; miniature indicator bulbs; capacity $\leq$ 200 W and voltage $\leq$ 100 V	97	355	729	3.483
85392990	Filament lamps, exclud sealed beam units, ultra-violet/infra-red lamps, or tungsten halogen or flashlight bulbs; miniature indicator bulbs, capacity $>$ 300 W	158	361	1.854	8.735
85393120	Discharge lamps, other than UV lamps, straight tubes for other fluorescent lamps; fluorescent hot cathode	11	34	65	396
85393130	Discharge lamps, other than UV lamps, Compact hot cathode fluorescent lamps with built-in ballast	17	42	273	1.207
85393190	Discharge lamps, oth than UV lamps; fluorescent hot cathode; not elsewhere classified in subheading 853931	16.566	44.568	28.991	76.988
85393200	Mercury or sodium vapour lamps; metal halide lamps	2	4	67	121
85393910	Discharge lamps, other than UV lamps; tubes for compact fluorescent lamps, other than fluorescent, hot cathode or mercury or sodium vapour lamps; metal halide lamps	109	126	79.932	119.898
85393990	Discharge lamps, other than UV lamps; fluorescent, cold cathode; not elsewhere classified in 853939	2.574	3.779	1.222.087	1.510.785
85394100	Arc-lamps	3.032	12.298	2.947.546	9.199.358
85394900	Ultra-violet or infra-red lamps	311	2.653	15.291	52.882
85395100	Light-emitting diode (LED) modules	6	91	63	13.442
85395210	Light-emitting diode (LED) lamps, equipped with screw bases	143	148	3.798	3.851
85395290	Light-emitting diode (LED) lamps, not equipped with screw bases	2.836	13.503	55.915	249.404
85399010	Parts of aluminium end caps for fluorescent lamps; aluminium screw caps for incandescent lamps	-	2	-	140
85399020	Parts of electric filament or discharge lamps, oth than aluminium end caps for fluorescent lamps; aluminium screw caps for incandescent lamps; suitable for lamps of motor vehicles	232	965	3.854	11.779
85399090	Parts of electric filament/discharge lamps oth than aluminium end caps for fluorescent lamps; aluminium screw caps for incandescent lamps; not suitable for motor vehicles lamps/of subhead 85395100,	627	1.851	18.321	2.111.440
85404090	Data/graphic display tubes, monochrome	4.077	4.077	28.750	28.750
85407100	Magnetrons	-	7	-	147

Tabel 3 : Ekspor Indonesia menurut Komoditi ( Kode HS 8 digit )

Maret 2023

Kode H S	Uraian golongan barang	Berat bersih (Kg)		Nilai F.O.B. ( U S \$ )	
		Bulan ini	Kumulatif	Bulan ini	Kumulatif
(1)	(2)	(3)	(4)	(5)	(6)
85407900	Microwave tubes other than magnetrons( for example, klystrons, travelling wave tubes, carcinotrons), excluding grid-controlled tubes	-	19	-	5.993
85408900	Thermionic, cold cathode or photo-cathode valves and tubes not elsewhere classified in 8540	-	20	-	60
85409900	Part of thermionic, cold cathode or photo-cathode valves and tubes other than cathode-ray tubes	13	38	390	1.160
85411000	Diodes, other than photosensitive or light-emitting diodes (LED)	4.084	26.544	2.562.078	8.160.536
85412100	Transistors, other than photosensitive transistors with a dissipation rate of less than 1 W	1.639	4.692	261.306	487.968
85412900	Transistors, other than photosensitive transistors without a dissipation rate of less than 1 W	1.058	5.046	464.378	1.829.821
85413000	Thyristors, diacs and triacs, other than photosensitive devices	39	52	530	1.839
85414100	Light-emitting diodes (LED), whether or not assembled with other light-emitting diodes (LED)	1.338	5.657	170.597	806.294
85414200	Photovoltaic cells not assembled in modules or made up into panels	26.678	106.773	1.384.694	12.022.711
85414300	Photovoltaic cells assembled in modules or made up into panels	2.774.954	7.724.816	20.894.434	57.091.554
85414900	Photosensitive semiconductor devices, other than LED and photovoltaic cells whether or not assembled in modules or made up into panels	15.202	593.715	1.263.305	7.888.217
85415100	Semiconductor-based transducers	-	1	-	8.594
85415900	Semiconductor devices other than semiconductor-based transducers	451	1.422	1.752.941	5.077.910
85416000	Mounted piezo-electric crystals	2.953	8.290	4.765.167	13.456.017
85419000	Part of semiconductor devices or photosensitive semiconductor devices or light-emitting diodes (LED) or mounted piezo-electric crystals	20.807	71.051	309.959	856.039
85423100	Electronic integrated circuits: processors and controllers, whether or not combined with memories, converters, logic circuits, amplifiers, clock and timing circuits, or other circuits	65.749	157.696	23.748.427	66.950.169
85423200	Electronic integrated circuits: memories	1.209	2.470	1.474.113	4.439.404
85423300	Electronic integrated circuits: amplifiers	4.069	5.706	601.669	1.109.485
85423900	Electronic integrated circuits other than processors and controllers or memories or amplifiers	64.590	210.679	30.200.672	85.214.218
85429000	Part of electronic integrated circuits	57.641	138.875	35.492.325	47.864.656
85431000	Electrical machines and apparatus, having individual functions, particle accelerators	-	2	-	306
85432000	Electrical machines and apparatus, having individual functions, signal generators	3.311	8.208	510.242	1.134.729
85433099	Machines and apparatus for electroplating, electrolysis or electrophoresis, not elsewhere classified in subheading 854330	21	2.466	11.274	117.374
85434000	Electronic cigarettes and similar personal electric vaporising devices	9.520	11.903	384.293	480.359
85437010	Electric fence energisers	6	467	140	746
85437021	Cordless infrared remote control devices for video game consoles, other than game controllers of heading 9504	254.330	671.912	10.831.131	29.673.509
85437029	Remote control apparatus, other than radio remote control apparatus; other than cordless infrared remote control devices for video game consoles, excluding game controllers of heading 9504	48.731	185.198	1.315.284	6.677.941
85437030	Electrical machines and apparatus with translation or dictionary functions	0	0	0	0
85437040	Equipment for removal of dust particles/elimination of electrostatic charge during the manufacture of PCB/PWB/PCBA; machine for curing material by ultra-violet light for the manufacture of PCB/PWB/PCBA	2	32	8.861	20.582

Tabel 3 : Ekspor Indonesia menurut Komoditi ( Kode HS 8 digit )

Maret 2023

Kode H S	Uraian golongan barang	Berat bersih (Kg)		Nilai F.O.B. ( U S \$ )	
		Bulan ini	Kumulatif	Bulan ini	Kumulatif
(1)	(2)	(3)	(4)	(5)	(6)
85437060	Digital signal processing apparatus capable of connect to a wired/wireless network for the mixing of sound; articles specifically designed for connect to telegraphic or telephonic apparatus/networks	-	78	-	99.726
85437090	Electrical machines and apparatus, having individual functions, not specified or included elsewhere in subheading 8543	565.851	2.692.989	142.350.804	775.970.371
85439090	Parts of electrical machines and apparatus, having individual functions other than of goods of subheading 854310 or 854320, 85433020, 85437030, and 85437040	56.356	145.521	8.253.276	23.132.676
85441120	Winding wire of copper with an outer coating or covering of paper, textiles or poly(vinyl chloride)	918.555	2.578.617	10.223.051	28.374.650
85441130	Winding wire of copper with an outer coating of lacquer	10	80	118	1.082
85441140	Winding wire of copper with an outer coating of enamel	307.853	822.019	3.326.517	8.662.703
85441190	Winding wire of copper without an outer coating or covering of paper, textiles or PVC, lacquer, and enamel	22.752	41.327	330.693	659.997
85441900	Winding wire of other than copper	54.681	176.509	2.217.713	7.093.560
85442011	Insulated cable fitted with rubber or plastics, for a voltage not exceeding 66 kV	542	3.677	49.101	174.731
85442019	Insulated cable fitted other than with rubber or plastics, for a voltage not exceeding 66 kV	103.362	338.960	1.203.371	4.019.287
85442021	Insulated cable not fitted with rubber or plastics, for a voltage not exceeding 66 kV	126	143	2.185	6.014
85442029	Insulated cable not fitted other than with rubber or plastics, for a voltage not exceeding 66 kV	3.636	11.752	109.454	463.817
85442031	Insulated cable fitted with rubber or plastics, for a voltage exceeding 66 kV	9	48	15	45
85442039	Insulated cable fitted other than with rubber or plastics, for a voltage exceeding 66 kV	29.710	32.806	76.391	94.557
85442049	Insulated cable not fitted other than with rubber or plastics, for a voltage exceeding 66 kV	259	735	659	3.299
85443012	Wiring harnesses for motor vehicles, insulated with rubber or plastics, of a kind used for vehicles of heading 8702, 8703, 8704 or 8711	1.676.124	4.908.439	35.357.023	102.790.503
85443013	Wiring harnesses for motor vehicles, insulated with rubber or plastics, of a kind not used for vehicles of heading 8702, 8703, 8704 or 8711	747.816	2.115.552	20.621.820	60.271.146
85443014	Wiring harnesses for motor vehicles, insulated other than with rubber or plastics, of a kind used for vehicles of heading 8702, 8703, 8704 or 8711	765	2.105	6.128	16.745
85443019	Wiring harnesses for motor vehicles, insulated other than with rubber or plastics, of a kind used not for vehicles of heading 8702, 8703, 8704 or 8711	1.392.233	3.865.971	32.549.742	88.369.832
85443091	Ignition wiring sets and other wiring sets of a kind used in vehicles other than motor vehicles, aircraft, ships; insulated with rubber or plastics	8.522	22.950	54.080	127.391
85443099	Ignition wiring sets and other wiring sets of a kind used in vehicles other than motor vehicles, aircraft, ships; insulated not with rubber or plastics	1.235	4.963	32.353	94.200
85444211	Submarine telephone cables; submarine telegraph cables; submarine radio relay cables, fitted with connectors, for a voltage ≤ 80 V	-	44	-	3.325
85444213	Electric conductors insulated with rubber, plastics or paper; fitted with connectors, used for telecommunications, voltage ≤ 80 V, other than submarine telephone/telegraph/radio relay cables	18.398	42.028	641.469	2.155.864
85444219	Electric conductors, fitted with connectors, used for telecommunications, voltage ≤ 80 V; not insulated with rubber, plastics or paper; other than submarine telephone/telegraph/radio relay cables	174.398	440.552	4.152.306	9.733.526

Tabel 3 : Ekspor Indonesia menurut Komoditi ( Kode HS 8 digit )

Maret 2023

Kode H S	Uraian golongan barang	Berat bersih (Kg)		Nilai F.O.B. ( U S \$ )	
		Bulan ini	Kumulatif	Bulan ini	Kumulatif
(1)	(2)	(3)	(4)	(5)	(6)
85444221	Submarine telephone cables; submarine telegraph cables; submarine radio relay cables, fitted with connectors, voltage > 80 V but ≤ 1,000 V	10.530	11.312	125.094	143.388
85444223	Electric conductors insulated with rubber, plastics/paper; fitted with connectors, used for telecommunications, voltage > 80 V but ≤ 1,000 V, oth than submarine telephone/telegraph/radio relay cables	765	2.827	187.977	818.116
85444229	Electric conductors, fitted with connector, used for telecommunication, voltage >80 V but ≤1,000 V; not insulated with rubber/plastics/paper; oth than submarine telephone/telegraph/radio relay cables	71.494	213.415	900.082	2.503.175
85444232	Battery cables, fitted with connectors, isulated with rubber or platics, for vehicles of heading 8702, 8703, 8704 or 8711; voltage ≤ 1,000 V	65	75	774	1.080
85444233	Battery cables, fitted with connectors, isulated with rubber or platics, other than for vehicles heading 8702, 8703, 8704 or 8711; voltage ≤ 1,000 V	-	191	-	8.867
85444239	Battery cables, fitted with connectors, not isulated with rubber or platics, for vehicles other than heading 8702, 8703, 8704 or 8711; voltage ≤ 1,000 V	13	36	379	1.804
85444291	Flat data cables having two lines or more, fitted with connectors, insulated with rubber, plastics or paper; voltage ≤ 1,000 V	101	105	686	700
85444294	Electric cables insulated with plastics, of which each core having diameter ≤ 5 mm; fitted with connectors, voltage ≤ 1,000 V	15.981	48.074	171.336	374.899
85444295	Electric cables insulated with plastics, of which each core having diameter > 5 mm but ≤ 195 mm; fitted with connectors, voltage ≤ 1,000 V	2.329	10.341	49.031	231.755
85444296	Electric cables insulated with plastics > 195 mm, fitted with connectors; voltage ≤ 1,000 V; other than battery cables, not for communications	4.330	20.752	221.437	729.159
85444297	Electric cables insulated with rubber or paper, fitted with connectors; voltage ≤ 1,000 V; other than battery cables, not for communications	172.722	445.263	1.889.633	4.500.275
85444299	Electric conductors, fitted with connectors; voltage ≤ 1,000 V; not used for telecommunications other than battery cables	572.549	2.026.125	10.643.789	31.429.605
85444911	Submarine telephone cables; submarine telegraph cables; submarine radio relay cables, not fitted with connectors, for a voltage ≤ 80 V	-	3	-	2
85444913	Electric conductors insulated with rubber, plastics or paper; not fitted with connectors, used for telecommunications, voltage ≤ 80 V, other than submarine telephone/telegraph/radio relay cables;	2.040	2.089	26.518	28.702
85444919	Electric conductors, not fitted with connectors, used for telecommunications, voltage ≤ 80 V; insulated not with rubber/ plastics/paper; other than submarine telephone/telegraph/radio relay cables	1.157	4.679	980.618	1.089.985
85444921	Shielded wire of a kind used in the manufacture of automotive wiring harnesses, not fitted with connectors, voltage ≤ 80 V	21.767	44.769	293.273	1.092.620
85444922	Electric cables insulated with plastics, each core having D ≤ 195 mm, not fitted with connectors, voltage ≤ 80 V, not used for telecommunications oth than manufacture automotive wiring harnesses	446.327	500.863	1.398.024	1.638.772
85444929	Electric conductors other than electric cables, insulated not with rubber, plastics or paper, not fitted with connectors, not used for telecommunications, voltage ≤ 80 V	3.106	5.434	63.105	71.416

Tabel 3 : Ekspor Indonesia menurut Komoditi ( Kode HS 8 digit )

Maret 2023

Kode H S	Uraian golongan barang	Berat bersih (Kg)		Nilai F.O.B. ( U S \$ )	
		Bulan ini	Kumulatif	Bulan ini	Kumulatif
(1)	(2)	(3)	(4)	(5)	(6)
85444932	Electric conductors insulated with plastics, not fitted with connectors, used for telecommunications, voltage > 80 V but ≤ 1,000 V, oth than submarine telephone/telegraph/radio relay cables	144	144	12.452	12.452
85444939	Electric conductors, not fitted w/ connector, used for telecommunication, voltage > 80 V but ≤ 1,000 V; not insulated w/ rubber/plastics/paper, oth than submarine telephone/telegraph/radio relay cable	1.438.655	4.256.286	11.908.435	34.673.171
85444941	Cables insulated with plastics, not used for telecommunications, not fitted with connectors, voltage > 80 V but ≤ 1,000 V	32.767	42.467	252.958	345.919
85444942	Cables insulated with rubber, plastics or paper, not fitted with connectors, use for telecommunications, voltage > 80 V but ≤ 1,000 V; other than cables insulated with plastics	5.251	5.251	27.381	27.381
85444949	Electric conductors, not fitted w/ connectors, not use for telecommunication, voltage > 80 V but ≤ 1,000 V, oth than cables insulated with plastics, rubber, plastics/paper	36.419	64.967	350.193	831.920
85446019	Electronics conductors other than cables insulated with rubber, plastics or paper, voltage exceeding 1 kV but not exceeding 36 kV	319.566	817.260	1.894.590	5.410.553
85446029	Electronics conductors other than cables insulated with rubber, plastics or paper, voltage > 36 kV but ≤ 66 kV	17.100	17.105	2.171.518	2.171.857
85446039	Electronics conductors not insulated with rubber, plastics or paper, voltage exceeding 66 kV	8.500	8.518	748.249	748.285
85447010	Submarine telephone cables; submarine telegraph cables; submarine radio relay cables	102.300	217.939	286.666	828.105
85447090	Optical fibre cables other than submarine telephone cables; submarine telegraph cables; submarine radio relay cables	52.256	421.505	1.511.583	7.790.752
85451100	Carbon electrodes with or without metal, of a kind used for furnaces	58.509	58.509	101.115	101.115
85451900	Carbon electrodes with or without metal, of a kind used for electrical purpose other than furnaces	236.759	586.594	1.308.662	1.917.113
85452000	Carbon brushes with or without metal, of a kind used for electrical purposes	3	9	213	820
85459000	Lamp carbons, battery carbons and other articles of graphite or other carbon, with or without metal, of a kind used for electrical purposes	29.309	136.107	616.619	3.186.648
85461000	Electrical insulators of glass	-	5.570	-	4.112
85462010	Transformer bushings and circuit breaker insulators of ceramics	334	533	5.016	36.857
85462090	Electrical insulators other than transformer bushings and circuit breaker insulators of ceramics	1.038	1.752	1.378	2.112
85469000	Electrical insulators of any material other than of glass or of ceramics	602	62.704	8.396	521.554
85471000	Insulating fittings for electrical machines, of ceramics, other than insulators of heading 8546	1	30	19	1.131
85472000	Insulating fittings for electrical machines, of plastics, other than insulators of heading 8546	1.386	4.869	39.829	138.727
85479090	Appliances/equipment, being fittings wholly of insulating material apart from any minor components of metal, incorporated during moulding solely for assembly, other than insulators of heading 8546	3.654	8.420	80.214	158.401
85480000	Electrical parts of machinery or apparatus, not specified or included elsewhere in this Chapter	21.403	71.727	24.813	575.157
85491119	Lead acid scrap storage batteries, drained or undrained; not used in aircraft, other than subheading 85071092, 85071095, 85072094 or 85072095	60	60	25	25
85491910	Electrical and electronic waste and scrap of primary cells and primary batteries, other than clasified in subheading 854911-854914	105	671	64	677

Tabel 3 : Ekspor Indonesia menurut Komoditi ( Kode HS 8 digit )

Maret 2023

Kode H S	Uraian golongan barang	Berat bersih (Kg)		Nilai F.O.B. ( U S \$ )	
		Bulan ini	Kumulatif	Bulan ini	Kumulatif
(1)	(2)	(3)	(4)	(5)	(6)
85491990	Spent primary cells, spent primary batteries and spent electric accumulators, other than clasified in subheading 854911-854914	112	112	140	140
85492900	Electrical&electronic waste&scrap,used for recovery of precious metal,not have primary cells/batteri,electric accumulator,mercury-switch,glass from CRT/electronic part have cadmium,mercury, lead/PCBs	34.141	146.531	373.583	2.144.430
85493900	Electrical&electronic waste&scrap,used for oth electrical&electronic assemblies&PCB,not have primary cells/batteri,electric accumulator,mercury-switch,glass from CRT/electronic part have cadmium,mercury, lead/PCBs	1	1	121	121
85499190	Electrical&electronic waste&scrap have primary cell/batteri, electric accumulator,mercury-switch,or electric/electronic part have cadmium,mercury,lead/PCBs; not used recovery precious metal & PCB	1	1	170	170
86029000	Rail locomotives; locomotive tenders, power from internal source of electricity or not by electric accumulators, other than diesel-electric locomotives	29.140	29.140	4.500	4.500
86050000	Railway or tramway passenger coaches, not self-propelled; luggage vans, post office coaches and other special purpose railway or tramway coaches, not self-propelled (excluding those of heading 8604)	2.269.300	2.269.300	10.258.213	10.258.213
86071900	Axles and wheels, including parts thereof and parts of bogies or bissel bogies	500.760	1.391.039	817.829	2.258.879
86072100	Air brakes and parts thereof	-	5	-	536
86072900	Brakes other than air brakes and parts thereof	0	0	343	343
86079100	Parts of railway or tramway of locomotives, other than bogies, bissel-bogies, axles and wheels, brakes, and parts thereof	179	179	3.427	3.427
86079900	Parts of railway or tramway of rolling-stock, other than bogies, bissel-bogies, axles and wheels, brakes, and parts thereof	29.827	79.281	688.374	1.836.848
86090010	Containers of base metal (including containers for the transport of fluids) specially designed and equipped for carriage by one or more modes of transport	525.673	1.649.746	151.487	465.964
86090090	Containers of non-base metal (including containers for the transport of fluids) specially designed and equipped for carriage by one or more modes of transport	30.800	152.930	9.106	255.855
87011011	Single axle tractors for agricultural use; of a power ≤ 225 kW, whether or not electrically operated	200	36.259	1.500	116.487
87011099	Single axle tractors not for agricultural use; of a power > 225 kW, whether or not electrically operated	-	2.223	-	16.800
87012190	Road tractors for semi-trailers with only compression-ignition internal combustion piston engine (diesel or semi-diesel), not CKD	150	150	1.350	1.350
87013000	Track-laying tractors	-	2.473	-	24.000
87019110	Agricultural tractors, of an engine power not exceeding 18 kW	40.197	195.576	440.450	2.059.820
87019210	Agricultural tractors, of an engine power exceeding 18 kW but not exceeding 37 kW	404.676	1.220.366	3.970.380	11.809.833
87019310	Agricultural tractors, of an engine power exceeding 37 kW but not exceeding 75 kW	147.077	359.043	1.268.003	3.188.236
87019510	Agricultural tractors, of an engine power exceeding 130 kW	190	290	3.500	4.790
87021041	Motor coaches, buses or minibuses, of a gvw ≥ 6 t but ≤ 18 t, for the transport of ≥ 10 persons, including driver, with only engine (diesel or semi-diesel); CKD	-	58.000	-	243.160
87021060	Motor cars (including stretch limousines ), for the transport of ≥ 10 persons, including driver; with only engine (diesel or semi-diesel); not CKD	265.920	399.580	3.297.036	4.983.885
87021099	Vans , for the transport of >10 persons, including driver; of a gvw ≤ 24 t, with only engine (diesel or semi-diesel); not CKD	4.360	12.960	34.127	76.127

Tabel 3 : Ekspor Indonesia menurut Komoditi ( Kode HS 8 digit )

Maret 2023

Kode H S	Uraian golongan barang	Berat bersih (Kg)		Nilai F.O.B. ( U S \$ )	
		Bulan ini	Kumulatif	Bulan ini	Kumulatif
(1)	(2)	(3)	(4)	(5)	(6)
87023010	Motor cars (incl stretch limousines), for the transport of > 10 persons, incl driver; with hybrid spark-ignition internal combustion piston engine and electric motor as motors for propulsion, CKD	14.500	14.500	69.500	69.500
87031090	Vehicles specially designed for travelling on snow	139.675	147.205	866.349	916.894
87032121	Motor cars (incl station wagon & sports car, but excl van, sedan, motor-homes, ambulance, ATV, or Go-kart), 4 WD; w/ only spark-ignition internal combustion piston engine, cylinder capacity ≤1,000 cc, CKD	975	1.950	8.500	17.000
87032159	Motor cars (incl station wagon & sports car, but excl van, sedan, motor-homes, ambulance, ATV, Go-kart), not 4 WD, w/ only spark-ignition internal combustion piston engine, cylinder capacity ≤1,000 cc, not CKD	4.144.885	19.189.305	43.347.040	186.408.772
87032191	Three-wheeled vehicles, with only spark-ignition internal combustion piston engine, of a cylinder capacity ≤ 1,000 cc, not CKD	675.990	2.106.240	3.946.320	12.260.250
87032229	Motor cars (including station wagons and sports cars, not including vans), of 4 WD, with only spark-ignition internal combustion piston engine, of a cylinder capacity > 1,000 cc but ≤ 1,500 cc, CKD	77.752	77.752	466.332	466.332
87032259	Motor cars (including station wagons and sports cars, not incl vans), of 4 WD, with only spark-ignition internal combustion piston engine, of a cylinder capacity > 1,000 cc but ≤ 1,500 cc, not CKD	33.395.325	50.719.802	319.659.122	476.541.509
87032290	Vans, with only spark-ignition internal combustion piston engine, of a cylinder capacity > 1,000 cc but ≤ 1,500 cc, not CKD	3.746.555	10.919.475	37.130.059	108.176.593
87032321	Sedan, with only spark-ignition internal combustion piston engine, of a cylinder capacity > 1,500 cc but ≤ 1,800 cc, CKD	-	1.700	-	2.768
87032336	Motor cars (incl station wagons and sports cars, not incl vans), not 4WD, with only spark-ignition internal combustion piston engine, of a cylinder capacity > 2,000 cc; CKD	-	1.200	-	2.310
87032364	Motor cars (incl station wagons and sports cars, not incl vans), of 4WD, with only spark-ignition internal combustion piston engine, of a cylinder capacity > 2,500 cc; not CKD	2.139.975	2.146.125	23.107.489	23.181.508
87032365	Motor cars (incl station wagons and sports cars, not incl vans), not 4 WD, with only spark-ignition internal combustion piston engine, of a cylinder capacity > 1,500 cc but ≤ 1,800 cc; not CKD	-	47.096.349	-	469.631.985
87032366	Motor cars (incl station wagons and sports cars, not incl vans), not 4 WD, with only spark-ignition internal combustion piston engine, of a cylinder capacity > 1,800 cc but ≤ 2,000 cc; not CKD	34.385	34.385	349.626	349.626
87032367	Motor cars (incl station wagons and sports cars, not incl vans), not 4 WD, with only spark-ignition internal combustion piston engine, of a cylinder capacity > 2,000 cc but ≤ 2,500 cc; not CKD	-	1.021.275	-	10.194.888
87032368	Motor cars (incl station wagons and sports cars, not incl vans), not 4 WD, with only spark-ignition internal combustion piston engine, of a cylinder capacity > 2,500 cc, not CKD	1.085.520	17.446.300	11.913.019	197.945.154
87032371	Vans, with only spark-ignition internal combustion piston engine, of a cylinder capacity > 1,500 cc but ≤ 1,800 cc; not CKD	241.715	943.205	1.585.444	6.377.650
87032415	Sedan, with only spark-ignition internal combustion piston engine, of a cylinder capacity > 3,000 cc; CKD	-	1.340	-	4.853
87032451	Motor cars (including station wagons and sports cars, but not including vans), of 4 WD, with only spark-ignition internal combustion piston engine, cylinder capacity >3,000 cc; CKD	1.434.735	1.434.735	18.287.491	18.287.491
87033129	Motor cars (including station wagons and sports cars, but not including vans), of not 4 WD, with only engine (diesel or semi-diesel), cylinder capacity ≤ 1,500 cc; CKD	6.870	6.870	50.808	50.808



Tabel 3 : Ekspor Indonesia menurut Komoditi ( Kode HS 8 digit )

Maret 2023

Kode H S	Uraian golongan barang	Berat bersih (Kg)		Nilai F.O.B. ( U S \$ )	
		Bulan ini	Kumulatif	Bulan ini	Kumulatif
(1)	(2)	(3)	(4)	(5)	(6)
87033243	Vans, with only compression-ignition internal combustion piston engine (diesel or semi-diesel), of a cylinder capacity > 2,000 cc; CKD	2.000	2.000	3.500	3.500
87033273	Motor cars (including station wagons and sports cars, but not including vans), of 4 WD, with only engine (diesel or semi-diesel), cylinder capacity >2,000 cc; not CKD	584.665	584.665	6.509.228	6.509.228
87033276	Motor cars (incl station wagons and sports cars, but not incl vans), of not 4-WD, with only engine (diesel or semi-diesel), of a cylinder capacity > 2,000 cc; not CKD	1.766.630	1.766.630	17.777.491	17.777.491
87033340	Vans, with only engine (diesel or semi-diesel), of a cylinder capacity > 2,500 cc; CKD	22.380	30.330	101.300	145.845
87033371	Motor cars (incl station wagons and sports cars, but not incl vans), of 4 WD, with only engine (diesel or semi-diesel), of a cylinder capacity > 2,500 cc but ≤ 3,000 cc; not CKD	1.397.255	1.397.255	17.103.524	17.103.524
87033372	Motor cars (incl station wagons and sports cars, but not incl vans), of 4 WD, with only engine (diesel or semi-diesel), of a cylinder capacity > 3,000 cc; not CKD	11.700	14.700	46.000	74.886
87033380	Motor cars (incl station wagons and sports cars, but not incl vans), not of 4WD, with only engine (diesel or semi-diesel), of a cylinder capacity > 2,500 cc; not CKD	126.120	128.290	1.139.580	1.168.423
87034084	Motor cars (incl station wagon&sports car,excl van),not 4 WD,cylinder capacity>1,800cc but ≤2,000cc,hybrid spark-ignition engine&elect motor for prop,not capable charge by plugg to ext source;not CKD	3.365	3.365	48.673	48.673
87034092	Vans, of a cylinder capacity > 1,000 cc but ≤ 1,500 cc, hybrid with spark-ignition engine and electric motor for propulsion, not capable charged by plugg to external source of electric; not CKD	1.361.215	3.562.415	13.145.861	35.034.586
87038098	Station wagons & sports cars; with only electric motor for propulsion; not CKD	26.480	29.920	446.072	509.422
87039099	Vans, not for prison; not spark or compression-ignition internal combustion piston engine; not electric motor; not CKD	4	2.704	101	9.271
87041018	Motor vehicles for the transport of goods; dumpers designed for off-highway use; g.v.w. > 45 t; CKD	-	181.800	-	240.000
87041031	Motor vehicles for the transport of goods; dumpers designed for off-highway use; g.v.w. ≤ 5 t; not CKD	5.140	5.140	75.288	75.288
87041035	Motor vehicles for the transport of goods; dumpers designed for off-highway use; g.v.w. > 24 t & ≤ 38 t; not CKD	70.000	70.000	20.000	20.000
87042112	Pick-up trucks; for the transport of goods, with only diesel or semi-diesel engine; g.v.w. ≤ 5 t; CKD	11.900	15.800	46.824	61.533
87042119	Motor vehicles other than refrigerated lorries, pick-up trucks & three-wheeled vehicles; for the transport of goods, with only diesel or semi-diesel engine; g.v.w. ≤ 5 t; CKD	381.309	619.819	2.529.433	3.544.617
87042123	Tanker vehicles; bulk-cement lorries (trucks); for the transport of goods, with only diesel or semi-diesel engine; g.v.w. ≤ 5 t; not CKD	-	12.680	-	377
87042124	Armoured cargo vehicles for transporting valuables; for the transport of goods, with only diesel or semi-diesel engine; g.v.w. ≤ 5 t; not CKD	14.350	22.250	97.678	157.028
87042126	Pick-up trucks; for the transport of goods, with only diesel or semi-diesel engine; g.v.w. ≤ 5 t; not CKD	-	735.798	-	5.178.124
87042129	Motor vehicles other than refrigerate, garbage collect, tanker, armoured, hooklift, pick-up, 3-wheeled; for the transport of goods, with only diesel or semi-diesel engine; g.v.w. ≤ 5 t; not CKD	1.379.130	1.901.130	9.736.260	13.459.020
87042219	Motor vehicles other than refrigerated lorries (trucks); for the transport of goods, with only diesel or semi-diesel engine; g.v.w. > 5 t & ≤ 6 t; CKD	11.800	11.800	112.000	112.000
87042229	Motor vehicles other than refrigerate, garbage collect, tanker, armoured, hooklift; for the transport of goods, with only diesel or semi-diesel engine; g.v.w. > 5 t & ≤ 6 t; not CKD	2.500	1.131.451	10.000	7.397.591

Tabel 3 : Ekspor Indonesia menurut Komoditi ( Kode HS 8 digit )

Maret 2023

Kode H S	Uraian golongan barang	Berat bersih (Kg)		Nilai F.O.B. ( U S \$ )	
		Bulan ini	Kumulatif	Bulan ini	Kumulatif
(1)	(2)	(3)	(4)	(5)	(6)
87042251	Motor vehicles other than refrigerate, garbage collect, tanker, armoured, hooklift; for the transport of goods, with only diesel or semi-diesel engine; g.v.w. > 6 t & ≤ 10 t; not CKD	49.200	59.550	372.250	455.950
87042259	Motor vehicles other than refrigerate, garbage collect, tanker, armoured, hooklift; for the transport of goods, with only diesel or semi-diesel engine; g.v.w. > 10 t & ≤ 20 t; not CKD	-	28.000	-	106.950
87042369	Motor vehicles other than refrigerate, garbage collect, tanker, armoured, hooklift, dumpers; for the transport of goods, with only diesel or semi-diesel engine; g.v.w. > 24 t & ≤ 45 t; not CKD	3.000	13.000	24.700	64.700
87043123	Tanker vehicles; bulk-cement lorries (trucks); for the transport of goods, with only spark-ignition engine; g.v.w. ≤ 5 t; not CKD	65	134	2.256	2.436
87043126	Pick-up trucks; for the transport of goods, with only spark-ignition engine; g.v.w. ≤ 5 t; not CKD	1.193.590	4.654.470	8.594.906	33.931.826
87043129	Motor vehicles other than refrigerate, garbage collect, tanker, armoured, hooklift, pick-up, 3-wheeled; for the transport of goods, with only spark-ignition engine; g.v.w. ≤ 5 t; not CKD	2.164.200	6.142.718	19.190.143	53.629.252
87043292	Motor vehicles other than refrigerated lorries (trucks); for the transport of goods, with only spark-ignition engine; g.v.w. > 45 t; CKD	89.400	164.560	562.177	1.012.301
87049092	Motor vehicles for the transport of goods; not spark or compression-ignition internal combustion piston engine; not electric motor; g.v.w. > 5 t & ≤ 10 t; not CKD	43.369	44.008	105.693	107.655
87051000	Crane lorries	25.000	25.000	36.660	36.660
87054000	Concrete-mixer lorries	8.200	8.348	39.000	39.150
87060022	Chassis fitted with engines; for vehicles of heading 8702; for motor cars including coaches, buses, minibuses or vans; g.v.w. ≤ 24 t	75.649	104.017	607.215	839.730
87060033	Chassis fitted with engines; for vehicles of heading 8703; for motor cars (including station wagons and sports cars, but not including vans)	5.850	5.850	78.212	78.212
87060041	Chassis fitted with engines; for vehicles of heading 8704; g.v.w. ≤ 24 t	-	12.000	-	67.700
87071090	Bodies (including cabs); for the vehicles of heading 8703; other than for go-karts, golf cars, ambulances, snow vehicles	116.047	303.061	1.261.912	3.671.388
87079011	Bodies (including cabs); for vehicles of heading 8701; driver's cabin for vehicles of subheading 870120	300	450	3.000	4.500
87079090	Bodies (including cabs); for vehicles of heading 8704; other than driver's cabin for vehicles of subheading 870120	271.147	580.747	1.437.858	2.913.462
87081010	Bumpers and parts thereof; for vehicles of heading 8701	3.834	10.209	57.144	158.745
87081090	Bumpers and parts thereof; other than for vehicles of heading 8701	395.222	919.981	2.616.290	7.078.460
87082100	Safety seat belts; for vehicles of headings 8701 to 8705	34.742	112.466	313.554	1.015.501
87082210	Front windcreens (windshields), rear windows and other windows specified in subheading note 1 to this chapter; for vehicles of heading 8701	1	1	3	42
87082220	Front windcreens (windshields), rear windows and other windows specified in subheading note 1 to this chapter; for vehicles of heading 8703	43.184	158.135	525.097	1.694.977
87082230	Front windcreens (windshields), rear windows and other windows specified in subheading note 1 to this chapter; for vehicles of heading 8702, 8704 or 8705	19.167	59.130	243.811	855.206
87082911	Components of door trim assemblies; for vehicles of heading 8701	2.457	3.876	29.442	54.093
87082915	Components of door trim assemblies; door armrests for vehicles of heading 8703	8.642	23.217	236.038	628.225
87082916	Components of door trim assemblies; other than door armrests for vehicles of heading 8703	185.784	635.434	1.879.712	6.233.530

Tabel 3 : Ekspor Indonesia menurut Komoditi ( Kode HS 8 digit )

Maret 2023

Kode H S	Uraian golongan barang	Berat bersih (Kg)		Nilai F.O.B. ( U S \$ )	
		Bulan ini	Kumulatif	Bulan ini	Kumulatif
		(3)	(4)	(5)	(6)
87082917	Components of door trim assemblies; for vehicles of subheading 870410	-	5	-	89
87082918	Components of door trim assemblies; for vehicles of heading 8702 or other vehicles of heading 8704	8.805	27.956	31.253	96.021
87082919	Components of door trim assemblies; for vehicles of heading 8705	10.957	31.452	91.902	241.082
87082920	Parts of safety seat belts; for vehicles of headings 8701 to 8705	15.449	36.163	87.201	212.258
87082992	Other than components of door trim assemblies & parts of safety seat belts; for vehicles of heading 8701	2.635	10.498	15.638	50.710
87082993	Interior trim fittings; mudguards; for vehicles of heading 8703	192.866	504.092	1.536.570	4.544.125
87082994	Hood rods; for vehicles of heading 8703	24	186	377	2.189
87082995	Other than components of door trim assemblies & parts of safety seat belts; other than Interior trim fittings, mudguards, hood rods; for vehicles of heading 8703	1.213.941	3.616.735	7.001.411	20.822.334
87082996	Interior trim fittings; mudguards; for vehicles of heading 8702 or 8704	4.924	10.982	18.583	55.945
87082997	Hood rods; for vehicles of heading 8702 or 8704	60	60	244	244
87082998	Other than components of door trim assemblies & parts of safety seat belts; other than Interior trim fittings, mudguards, hood rods; for vehicles of heading 8702 or 8704	15.749	47.340	145.727	404.275
87082999	Other than components of door trim assemblies & parts of safety seat belts; for vehicles of heading 8705	445.970	2.259.372	1.110.614	9.961.301
87083010	Brakes and servo-brakes, parts thereof; for vehicles of heading 8701	349	855	7.349	22.138
87083021	Brake drums, brake discs or brake pipes; for vehicles of heading 8703	598.493	1.991.046	2.492.934	8.198.468
87083029	Brakes and servo-brakes, parts thereof; other than brake drums, brake discs or brake pipes; for vehicles of heading 8703	79.002	276.015	1.263.842	3.605.232
87083030	Brake drums, brake discs or brake pipes for vehicles of heading 8702 or 8704	11.593	46.530	29.245	414.674
87083090	Brakes and servo-brakes, parts thereof; other than brake drums, brake discs or brake pipes; for vehicles of heading 8705	372.617	950.327	866.239	2.046.152
87084011	Gear boxes, unassembled; for vehicles of heading 8703	46.810	77.641	654.345	1.240.293
87084019	Gear boxes, unassembled; for vehicles of heading 8702	4.825	16.361	59.942	241.121
87084025	Gear boxes, assembled; for vehicles of heading 8701	8.424	18.792	160.756	358.609
87084026	Gear boxes, assembled; for vehicles of heading 8703	1.313.298	2.872.897	21.861.961	48.693.831
87084027	Gear boxes, assembled; for vehicles of heading 8704 or 8705	129.777	344.049	2.162.780	5.732.817
87084029	Gear boxes, assembled; for vehicles of heading 8702	553	2.256	1.828	10.830
87084091	Parts of gear boxes; for vehicles of heading 8701	2.060	18.553	3.957	38.124
87084092	Parts of gear boxes; for vehicles of heading 8703	198.208	483.786	911.231	2.381.713
87084099	Parts of gear boxes; for vehicles; other than of heading 8701 and 8703	231.689	701.826	1.841.463	5.378.889
87085011	Drive-axles with differential, whether or not provided with other transmission components, and non-driving axles; unassembled; for vehicles of heading 8703	34.917	123.809	250.697	913.021
87085013	Drive-axles with differential, whether or not provided with other transmission components, and non-driving axles; unassembled; for vehicles of heading 8704 or 8705	263	263	1.269	1.269
87085019	Drive-axles with differential, whether or not provided with other transmission components, and non-driving axles; unassembled; for vehicles of heading 8702	137	370	176	1.084
87085025	Drive-axles with differential, whether or not provided with other transmission components, and non-driving axles; assembled; for vehicles of heading 8701	35	35	3.278	3.278
87085026	Drive-axles with differential, whether or not provided with other transmission components, and non-driving axles; assembled; for vehicles of heading 8703	484.882	1.786.450	5.535.830	22.103.920

Tabel 3 : Ekspor Indonesia menurut Komoditi ( Kode HS 8 digit )

Maret 2023

Kode H S	Uraian golongan barang	Berat bersih (Kg)		Nilai F.O.B. ( U S \$ )	
		Bulan ini	Kumulatif	Bulan ini	Kumulatif
(1)	(2)	(3)	(4)	(5)	(6)
87085029	Drive-axles with differential, whether or not provided with other transmission components, and non-driving axles; assembled; for vehicles of heading 8702	632.676	1.820.464	3.276.326	9.519.038
87085091	Crown wheels and pinions; for vehicles of heading 8701	-	10	-	35
87085092	Parts of drive-axles with differential, whether or not provided with other transmission components, and non-driving axles; for vehicles of heading 8701	1.390	16.712	5.844	57.823
87085094	Crown wheels and pinions; for vehicles of heading 8703	16.600	16.603	1.950	1.971
87085095	Parts of drive-axles with differential, whether or not provided with other transmission components, and non-driving axles; for vehicles of heading 8703	28.012	81.247	383.046	862.792
87085099	Parts of drive-axles with differential, whether or not provided with other transmission components, and non-driving axles; for vehicles; other than of heading 8701 and 8703	280.015	400.614	1.626.247	2.452.815
87087016	Hub-caps; for vehicles of heading 8703	4.508	14.362	49.202	175.669
87087018	Hub-caps; for vehicles of heading 8702 or 8704; other than of subheading 870410	122	205	161	458
87087019	Hub-caps; for vehicles of heading 8705	1.283.715	1.484.482	5.914.400	6.949.828
87087021	Wheels fitted with tyres; for vehicles of heading 8701	5	5	40	40
87087022	Wheels fitted with tyres; for vehicles of heading 8703	120	120	200	200
87087029	Wheels fitted with tyres; for vehicles of heading 8705	65	1.473	175	3.275
87087031	Wheels not fitted with tyres; for vehicles of heading 8701	25.742	84.571	80.904	273.919
87087032	Wheels not fitted with tyres; for vehicles of heading 8703	4.186.427	10.913.624	21.285.853	58.984.436
87087034	Wheels not fitted with tyres; for vehicles of heading 8702 or other vehicles of heading 8704	111.456	353.500	255.671	764.827
87087039	Wheels not fitted with tyres; for vehicles of heading 8705; or dumpers designed for off-highway use with g.v.w. ≤ 45 t	38.115	38.189	107.605	110.137
87087096	Parts and accessories of the road wheels; other than hub-cups, wheels, tyres; for vehicles of heading 8702 or 8704	1.779	44.292	5.059	100.003
87087097	Parts and accessories of the road wheels; other than hub-cups, wheels, tyres; for vehicles of heading 8703	199	451	5.005	8.495
87087099	Parts and accessories of the road wheels; other than hub-cups, wheels, tyres; for vehicles of heading 8705	70.676	152.935	225.841	505.483
87088015	Suspension systems; for vehicles of heading 8701	111	355	2.640	7.541
87088016	Suspension systems; for vehicles of heading 8703	48.442	155.353	484.905	1.701.930
87088017	Suspension systems; for vehicles of subheading 870410 or heading 8705	-	75	-	689
87088019	Suspension systems; for vehicles of heading 8702 or 8704 (excluding subheading 870410)	631.010	1.750.433	1.889.550	5.354.766
87088091	Parts of suspension systems; for vehicles of heading 8701	1	1	183	183
87088092	Parts of suspension systems; for vehicles of heading 8703	88.098	264.077	616.863	1.621.734
87088099	Parts of suspension systems; for vehicles; other than of heading 8701 and 8703	86.020	255.942	316.956	888.792
87089115	Radiators; for vehicles of heading 8701	-	52	-	462
87089116	Radiators; for vehicles of heading 8703	238.206	545.989	2.628.084	6.251.975
87089118	Radiators; for vehicles of heading 8702 or 8704 (excluding subheading 870410)	1.878	5.469	42.988	131.497
87089119	Radiators; for vehicles of heading 8705	18.801	59.442	186.104	615.195
87089191	Parts of radiators; for vehicles of heading 8701	11	15	65	155
87089193	Drain plugs of radiators; for vehicles of heading 8703	548	1.096	4.351	7.648
87089195	Parts of radiators; for vehicles of heading 8703	510	1.456	9.021	20.743
87089199	Parts of radiators; for vehicles of heading 8705 and subheading 870410	348.231	1.016.167	4.860.618	14.164.689
87089210	Silencers (mufflers) and exhaust pipes and parts thereof; for vehicles of heading 8701	-	1	-	3
87089220	Silencers (mufflers) and exhaust pipes and parts thereof; for vehicles of heading 8703	8.731	47.206	249.344	845.959
87089251	Silencers (mufflers) and exhaust pipes; for vehicles of subheading 870410	264	1.430	5.875	42.391
87089252	Parts of silencers (mufflers) and exhaust pipes; for vehicles of subheading 870410	104	283	385	2.313

Tabel 3 : Ekspor Indonesia menurut Komoditi ( Kode HS 8 digit )

Maret 2023

Kode H S	Uraian golongan barang	Berat bersih (Kg)		Nilai F.O.B. ( U S \$ )	
		Bulan ini	Kumulatif	Bulan ini	Kumulatif
(1)	(2)	(3)	(4)	(5)	(6)
87089261	Silencers (mufflers) and exhaust pipes; for vehicles of heading 8702 or vehicles of heading 8704 (excluding vehicles of subheading 870410)	81	107	70	130
87089262	Parts of silencers (mufflers) and exhaust pipes; for vehicles of heading 8702 or vehicles of heading 8704 (excluding vehicles of subheading 870410)	1.282	4.925	7.366	49.574
87089290	Silencers (mufflers) and exhaust pipes and parts thereof; for vehicles of heading 8705	20.538	71.986	321.546	1.363.456
87089350	Clutches and parts thereof; for vehicles of heading 8701	2.518	17.300	8.796	45.186
87089360	Clutches and parts thereof; for vehicles of heading 8703	849.381	2.519.172	5.713.182	16.869.240
87089370	Clutches and parts thereof; for vehicles of heading 8704 or 8705	4.283	21.933	49.224	280.893
87089390	Clutches and parts thereof; for vehicles of heading 8702	169.842	418.824	1.627.592	4.321.951
87089411	Steering wheels with airbag assemblies; for vehicles of heading 8701	11	207	47	1.367
87089419	Steering wheels with airbag assemblies; for vehicles of heading 8702 to 8705	66	84	2.647	3.349
87089494	Steering columns and steering boxes and parts thereof; for vehicles of heading 8701	-	227	-	3.816
87089495	Steering columns and steering boxes and parts thereof; for vehicles of heading 8703	166.322	603.841	2.705.672	8.267.493
87089499	Steering columns and steering boxes and parts thereof; for vehicles of heading 8702, 8704, and 8705	179.134	376.189	1.863.693	3.891.250
87089510	Safety airbags with inflator system; for vehicles of heading 8701 to 8705	13.785	47.826	251.926	910.981
87089590	Parts of safety airbags with inflator system; for vehicles of heading 8701 to 8705	1.915	4.255	57.529	114.072
87089911	Unassembled fuel tanks, engine brackets; for vehicles of heading 8701	122.529	353.135	504.542	1.454.970
87089919	Parts and accessories of the motor vehicles of heading 8701, not elsewhere classified in heading 8708	16.216	33.012	127.288	333.015
87089921	Fuel tanks; for vehicles of heading 8702, 8703 or 8704	11.028	58.939	190.304	613.369
87089924	Lower half of the fuel tank, fuel caps, filler pipes, filler hose assembly, fuel tank bands; for vehicles of heading 8702, 8703 or 8704	7.421	15.080	77.328	189.588
87089925	Part of fuel tanks other than lower half of the fuel tank, fuel caps, filler pipes, filler hose assembly, and fuel tank bands; for vehicles of heading 8702, 8703 or 8704	15.288	47.363	199.113	624.097
87089930	Accelerator, brake or clutch pedals; for vehicles of heading 8702, 8703 or 8704	6.686	16.778	119.581	310.901
87089940	Battery carriers or trays and brackets therefor; for vehicles of heading 8702, 8703 or 8704	3.417	10.383	11.409	36.858
87089950	Radiator shrouds; for vehicles of heading 8702, 8703 or 8704	1.076	3.562	68.126	249.791
87089961	Chassis frames or parts thereof; for vehicles of heading 8702	25	61	80	458
87089962	Chassis frames or parts thereof; for vehicles of heading 8703	84.958	281.803	294.345	1.009.750
87089963	Chassis frames or parts thereof; for vehicles of heading 8704	47.467	120.133	139.915	351.480
87089970	Engine brackets; for vehicles of heading 8702, 8703 or 8704	91.324	368.138	518.798	2.010.033
87089980	Parts and accessories of the vehicles of heading 8702, 8703 or 8704, not elsewhere classified in heading 8708	3.357.983	9.274.112	29.633.019	81.145.854
87089991	Unassembled fuel tanks, engine brackets; for vehicles of heading 8705	3.773	13.916	93.824	305.802
87089999	Parts and accessories of the vehicles of heading 8705, not elsewhere classified in heading 8708	3.195.410	9.522.752	26.573.954	77.108.893
87091900	Non-electrical work trucks (self-propelled, not fitted with lifting/handling equipment, used for short distance transport of goods) and tractors (used on railway station platforms)	-	93.203	-	126.510
87099000	Parts of work trucks (self-propelled, not fitted with lifting/handling equipment, used for short distance transport of goods) and tractors (used on railway station platforms)	11.504	23.761	22.207	182.854

Tabel 3 : Ekspor Indonesia menurut Komoditi ( Kode HS 8 digit )

Maret 2023

Kode H S	Uraian golongan barang	Berat bersih (Kg)		Nilai F.O.B. ( U S \$ )	
		Bulan ini	Kumulatif	Bulan ini	Kumulatif
(1)	(2)	(3)	(4)	(5)	(6)
87100000	Tanks and other armoured fighting vehicles, motorised, whether or not fitted with weapons, and parts of such vehicles	342	533.850.342	599.097	31.505.953
87111012	Mopeds or motorised bicycles; with internal combustion piston engine of a cylinder capacity not exceeding 50 cc; Completely Knocked Down	5.777	5.777	80.792	80.792
87111015	Motorcycles and motor scooters other than powered kick scooters and pocket motorcycles; with internal combustion piston engine of a cylinder capacity not exceeding 50 cc; Completely Knocked Down	10.775	43.119	138.307	614.567
87111019	Cycles (other than bicycles) fitted with an auxiliary motor; with internal combustion piston engine of a cylinder capacity not exceeding 50 cc; Completely Knocked Down	2.334	31.212	55.074	431.314
87111095	Motorcycles and motor scooters other than powered kick scooters and pocket motorcycles; with internal combustion piston engine of a cylinder capacity not exceeding 50 cc; not Completely Knocked Down	21.760	54.879	105.950	269.867
87111099	Cycles (other than bicycles) fitted with an auxiliary motor; with internal combustion piston engine of a cylinder capacity not exceeding 50 cc; not Completely Knocked Down	2.048	2.048	46.690	46.690
87112011	Motocross motorcycles; with internal combustion piston engine of a cylinder capacity exceeding 50 cc but not exceeding 250 cc; Completely Knocked Down	175.693	408.349	2.575.305	5.642.957
87112012	Mopeds or motorised bicycles; with internal combustion piston engine of a cylinder capacity exceeding 50 cc but not exceeding 250 cc; Completely Knocked Down	774.008	3.225.611	8.590.959	35.423.098
87112014	Motorcycles (with or without side-cars), including motor scooters, other than motocross motorcycles and pocket motorcycles; of a cylinder capacity exceeding 150 cc but not exceeding 200 cc; CKD	-	21.532	-	355.252
87112015	Motorcycles (with or without side-cars), including motor scooters, other than motocross motorcycles and pocket motorcycles; of a cylinder capacity exceeding 200 cc but not exceeding 250 cc; CKD	-	2	-	498
87112016	Motorcycles (with or without side-cars), including motor scooters, other than motocross motorcycles and pocket motorcycles; of a cylinder capacity exceeding 50 cc but not exceeding 150 cc; CKD	614.752	1.529.493	3.397.265	8.200.772
87112019	Cycles (other than bicycles) fitted with an auxiliary motor; with internal combustion piston engine of a cylinder capacity exceeding 50 cc but not exceeding 250 cc; Completely Knocked Down	565.316	1.491.074	6.343.255	16.452.304
87112091	Motocross motorcycles; with internal combustion piston engine of a cylinder capacity exceeding 50 cc but not exceeding 250 cc; not Completely Knocked Down	233.313	764.092	3.516.434	12.007.375
87112092	Mopeds or motorised bicycles; with internal combustion piston engine of a cylinder capacity exceeding 50 cc but not exceeding 250 cc; not Completely Knocked Down	200.314	424.002	3.394.403	8.051.480
87112094	Motorcycles (with or without side-cars), including motor scooters, other than motocross motorcycles and pocket motorcycles; of a cylinder capacity exceeding 150 cc but not exceeding 200 cc; not CKD	1.930.368	4.752.236	23.381.471	59.614.061
87112095	Motorcycles (with or without side-cars), including motor scooters, other than motocross motorcycles and pocket motorcycles; of a cylinder capacity exceeding 200 cc but not exceeding 250 cc; not CKD	174.634	590.704	3.298.295	10.706.486
87112096	Motorcycles (with or without side-cars), including motor scooters, other than motocross motorcycles and pocket motorcycles; of a cylinder capacity exceeding 50 cc but not exceeding 150 cc; not CKD	1.146.537	5.987.072	12.816.791	71.063.105

Tabel 3 : Ekspor Indonesia menurut Komoditi ( Kode HS 8 digit )

Maret 2023

Kode H S	Uraian golongan barang	Berat bersih (Kg)		Nilai F.O.B. ( U S \$ )	
		Bulan ini	Kumulatif	Bulan ini	Kumulatif
(1)	(2)	(3)	(4)	(5)	(6)
87113090	Motorcycles and cycles fitted with an auxiliary motor, with/without side-cars other than motocross motorcycles; with internal combustion piston engine of 250 cc < cylinder capacity ≤ 500 cc; not CKD	1.461.861	3.820.418	22.471.021	58.052.532
87114019	Motocross motorcycles; with internal combustion piston engine of a cylinder capacity exceeding 500 cc but not exceeding 800 cc; not Completely Knocked Down	-	14	-	273
87114090	Motorcycles and cycles fitted with an auxiliary motor, with/without side-cars other than motocross motorcycles; with internal combustion piston engine of 500 cc < cylinder capacity ≤ 800 cc; not CKD	2	2	30	30
87115090	Motorcycles (with or without side-cars); with internal combustion piston engine of a cylinder capacity exceeding 800 cc; not Completely Knocked Down	688	688	56.565	56.565
87116011	Bicycles; with electric motor for propulsion; Completely Knocked Down	4.793	4.856	50.764	51.399
87116012	Kick scooters, self-balancing cycle, pocket motorcycles; with electric motor for propulsion; Completely Knocked Down	2	2	5	5
87116013	Motorcycles, other than pocket motorcycles; with electric motor for propulsion; Completely Knocked Down	4	4	156	156
87116019	Cycles fitted with an auxiliary motor, other than bicycles and self-balancing cycle; with electric motor for propulsion; Completely Knocked Down	1.495	9.821	12.179	153.682
87116093	Motorcycles, other than pocket motorcycles; with electric motor for propulsion; not Completely Knocked Down	64	708	627	12.655
87116094	Bicycles, with an auxiliary electric motor not exceeding 250 W and with the maximum speed not exceeding 25 km/h; not Completely Knocked Down	9.217	13.336	97.200	147.403
87119060	Motorcycles (including mopeds) and cycles fitted with an auxiliary motor, with or without side-cars, not elsewhere classified in heading 8711; Completely Knocked Down	424.484	719.512	6.783.074	12.281.158
87119090	Motorcycles (including mopeds) and cycles fitted with an auxiliary motor, with or without side-cars, not elsewhere classified in heading 8711; not Completely Knocked Down	63.357	148.198	552.330	1.318.135
87120010	Racing bicycles, not motorised	61.014	140.485	1.154.867	3.103.506
87120020	Bicycles designed to be ridden by children, not motorised	1.155	8.489	15.666	111.966
87120030	Bicycles, not motorised, other than racing bicycles and bicycles designed to be ridden by children	370.295	1.411.150	8.243.160	33.295.599
87120090	Cycles (including delivery tricycles), other than bicycles, not motorised	359	18.664	1.635	54.857
87131000	Carriages for disabled persons; not mechanically propelled	1	1	10	10
87139000	Carriages for disabled persons; mechanically propelled	0	64	4	334
87141010	Saddles; of motorcycles (including mopeds)	90	340	2.229	7.352
87141020	Spokes and nipples; of motorcycles (including mopeds)	1.267	1.620	18.202	18.863
87141030	Frame and forks including telescopic fork, rear suspension and parts thereof; of motorcycles (including mopeds)	922.851	2.721.157	4.796.930	14.331.857
87141040	Gearing, gearbox, clutch and other transmission equipment and parts thereof; of motorcycles (including mopeds)	73.702	368.800	705.931	2.926.175
87141050	Wheel rims; of motorcycles (including mopeds)	133.369	437.033	940.993	3.141.919
87141060	Brakes and parts thereof; of motorcycles (including mopeds)	248.173	704.201	3.354.738	9.398.179
87141070	Silencers (mufflers) and parts thereof; of motorcycles (including mopeds)	13.442	26.572	159.789	336.409
87141090	Parts and accessories of motorcycles (including mopeds), not elsewhere classified in heading 8714	5.903.969	17.481.735	67.758.206	201.439.925
87142019	Castors wheels of carriages for disabled persons; not elsewhere classified in heading 8714	57.233	222.740	565.700	2.236.464
87142090	Parts and accessories of carriages for disabled persons, other than castors wheels	7	14	227	448
87149110	Frames and forks, and parts thereof; for bicycles of subheading 87120020	124	170	9.918	10.910
87149191	Parts for forks; for bicycles or other cycles other than those of subheading 87120020	1	3	10	378

Tabel 3 : Ekspor Indonesia menurut Komoditi ( Kode HS 8 digit )

Maret 2023

Kode H S	Uraian golongan barang	Berat bersih (Kg)		Nilai F.O.B. ( U S \$ )	
		Bulan ini	Kumulatif	Bulan ini	Kumulatif
(1)	(2)	(3)	(4)	(5)	(6)
87149199	Frames and forks, and parts thereof, other than parts for forks; for bicycles or other cycles other than those of subheading 87120020	4.119	18.940	120.914	410.836
87149210	Wheel rims and spokes; for bicycles of subheading 87120020	-	2	-	5
87149290	Wheel rims and spokes; for bicycles or other cycles other than those of subheading 87120020	203	10.104	3.495	68.968
87149310	Hubs, other than coaster braking hubs and hub brakes, and free-wheel sprocket-wheels; for bicycles of subheading 87120020	-	8	-	72
87149390	Hubs, other than coaster braking hubs and hub brakes, and free-wheel sprocket-wheels; for bicycles or other cycles other than bicycles of those 87120020	509.249	1.249.634	7.371.428	16.765.895
87149410	Brakes, including coaster braking hubs and hub brakes, and parts thereof; for bicycles of subheading 87120020	292	292	298	298
87149490	Brakes, including coaster braking hubs and hub brakes, and parts thereof; for bicycles or other cycles other than those of subheading 87120020	87.519	248.653	1.328.439	2.826.398
87149510	Saddles; for bicycles of subheading 87120020	3.387	6.608	34.149	57.430
87149590	Saddles; for bicycles or other cycles other than those of subheading 87120020	74	203	180	2.892
87149610	Pedals and crank-gear, and parts thereof; for bicycles of subheading 87120020	37.928	98.204	199.526	513.077
87149690	Pedals and crank-gear, and parts thereof; for bicycles or other cycles other than those of subheading 87120020	2.389	7.191	162.913	267.756
87149911	Handle bars, pillars, mudguards, reflectors, carriers, control cables, lamp brackets or bracket lugs, other accessories; for bicycles of subheading 87120020	331	1.966	3.581	19.970
87149912	Chain wheels and cranks, other parts; for bicycles of subheading 87120020	22.770	67.507	113.758	633.847
87149991	Handle bars, pillars, mudguards, reflectors, carriers, control cables, lamp brackets or bracket lugs; other accessories; for bicycles or other cycles other than those of subheading 87120020	131.951	436.770	966.739	3.491.147
87149993	Nipples for spokes; for bicycles or other cycles other than those of subheading 87120020	67	87	225	973
87149994	Chain wheels and cranks; other parts; for bicycles or other cycles other than those of subheading 87120020	391.132	1.195.409	4.173.916	13.391.972
87150000	Baby carriages and parts thereof	3.850	7.144	19.797	31.192
87163999	Trailers and semi-trailers for the transport of goods; other than tanker and agricultural type; having a carrying capacity (payload) not exceeding 200 t	19.816	44.990	76.466	171.711
87168010	Carts and wagons, sack trucks, hand trolleys and similar hand-propelled vehicles of a kind used in factories or workshops, except wheelbarrows	54	9.730	901	102.049
87168020	Wheelbarrows	-	105.444	-	148.369
87168090	Vehicles, not mechanically propelled, not elsewhere classified in heading 8716	742	2.067	19.935	21.526
87169013	Parts; for goods of subheading 871620	174	174	736	736
87169019	Parts; for trailers and semi-trailers other than those of subheading 871620	25.301	60.819	79.674	192.199
87169023	Parts; for goods of subheading 87168010, not elsewhere classified in heading 8716	345	795	123	348
87169095	Castor wheels, of a diameter (including tyres) exceeding 100 mm but not more than 250 mm provided the width of the wheel or tyre fitted thereto $\geq$ 30 mm; for goods of subheading 87168090	52	144	2.579	4.428
87169099	Parts; for goods of subheading 87168090, not elsewhere classified in heading 8716	11	16.352	111	45.901
88010000	Balloons and dirigibles; gliders, hang gliders and other non-powered aircraft	511	568	2.853	3.215
88021100	Helicopters; of an unladen weight not exceeding 2,000 kg	1	1	573	573



Tabel 3 : Ekspor Indonesia menurut Komoditi ( Kode HS 8 digit )

Maret 2023

Kode H S	Uraian golongan barang	Berat bersih (Kg)		Nilai F.O.B. ( U S \$ )	
		Bulan ini	Kumulatif	Bulan ini	Kumulatif
(1)	(2)	(3)	(4)	(5)	(6)
88022090	Powered aircraft, except unmanned aircraft of heading 8806; other than helicopters and aeroplanes; of an unladen weight not exceeding 2,000 kg	-	33	-	1.164
88024010	Aeroplanes; of an unladen weight exceeding 15,000 kg	-	32.100	-	60.000
88024090	Powered aircraft, except unmanned aircraft of heading 8806; other than helicopters and aeroplanes; of an unladen weight exceeding 15,000 kg	3	8	2.487	6.037
88040010	Rotochutes and parts thereof	-	919	-	138.150
88062100	Unmanned aircraft; other than designed for the carriage of passengers; for remote-controlled flight only; with maximum take-off weight not more than 250 g	-	137	-	23.719
88062200	Unmanned aircraft; other than designed for the carriage of passengers; for remote-controlled flight only; with maximum take-off weight more than 250 g but not more than 7 kg	-	138	-	145.450
88062300	Unmanned aircraft; other than designed for the carriage of passengers; for remote-controlled flight only; with maximum take-off weight more than 7 kg but not more than 25 kg	-	11	-	1.500
88069200	Unmanned aircraft; other than designed for the carriage of passengers; not remote-controlled flight only; with maximum take-off weight more than 250 g but not more than 7 kg	5	5	15	15
88069900	Unmanned aircraft; other than designed for the carriage of passengers; not remote-controlled flight only; with maximum take-off weight more than 150 kg	35	73	1.593	14.308
88071000	Propellers and rotors and parts thereof; of goods of heading 8801, 8802 or 8806	19	202	2.729	20.792
88072000	Under-carriages and parts thereof; of goods of heading 8801, 8802 or 8806	836	2.390	2.900	10.400
88073000	Parts of aeroplanes, helicopters or unmanned aircraft; other than under-carriages, propellers, rotors, and parts thereof	26.545	60.548	9.403.459	19.581.169
88079000	Parts of goods of heading 8801, 8802 or 8806, not elsewhere classified in heading 8807	23.311	25.384	238.229	854.692
89011020	Cruise ships, excursion boats and similar vessels principally designed for the transport of persons; ferry-boats of all kinds; of a gross tonnage exceeding 26 but not exceeding 500	219.000	701.000	2.041.000	7.989.700
89019014	Not motorised vessels for the transport of goods and vessels for the transport of both persons and goods; n.e.c. in heading 8901; of a gross tonnage exceeding 500	485.000	1.469.026	10.560.000	30.109.126
89019031	Motorised vessels for the transport of goods and vessels for the transport of both persons and goods; n.e.c. in heading 8901; of a gross tonnage not exceeding 26	-	2.000	-	6.458
89019032	Motorised vessels for the transport of goods and vessels for the transport of both persons and goods; n.e.c. in heading 8901; of a gross tonnage exceeding 26 but not exceeding 500	247.000	247.000	4.244.850	4.244.850
89019033	Motorised vessels for the transport of goods and vessels for the transport of both persons and goods; n.e.c. in heading 8901; of a gross tonnage exceeding 500 but not exceeding 1,000	379.000	379.000	1.950.000	1.950.000
89019034	Motorised vessels for the transport of goods and vessels for the transport of both persons and goods; n.e.c. in heading 8901; of a gross tonnage exceeding 1,000 but not exceeding 4,000	811.000	811.000	2.329.812	2.329.812
89019035	Motorised vessels for the transport of goods and vessels for the transport of both persons and goods; n.e.c. in heading 8901; of a gross tonnage exceeding 4,000 but not exceeding 5,000	-	1.992.000	-	20.000.000
89019037	Motorised vessels for the transport of goods and vessels for the transport of both persons and goods; n.e.c. in heading 8901; of a gross tonnage exceeding 50,000	-	7.061.000	-	18.659.163
89031900	Inflatable (including rigid hull inflatable) boats; unladen (net) weight (excluding the motor) exceeding 100 kg	45.633	125.447	755.982	1.698.823

Tabel 3 : Ekspor Indonesia menurut Komoditi ( Kode HS 8 digit )

Maret 2023

Kode H S	Uraian golongan barang	Berat bersih (Kg)		Nilai F.O.B. ( U S \$ )	
		Bulan ini	Kumulatif	Bulan ini	Kumulatif
(1)	(2)	(3)	(4)	(5)	(6)
89039900	Yachts and other vessels for pleasure or sports; rowing boats and canoes; n.e.c. in heading 8903; of a length exceeding 7.5 m	5.590	17.778	137.733	377.456
89040035	Tugs and pusher craft; of a gross tonnage exceeding 26; of a power exceeding 4,000 hp	-	2.181.000	-	40.000
89052000	Floating or submersible drilling or production platforms	17.230.304	36.920.934	36.672.823	100.238.857
89059090	Light-vessels, fire-floats, floating cranes and other vessels the navigability of which is subsidiary to their main function; other than dredgers	-	1.978.317	-	13.805.054
89069090	Vessels other than those of heading 8901 to 8905, including lifeboats other than rowing boats; other than warships; of a displacement exceeding 300 t	80	23.826	450	49.594
89071000	Inflatable rafts	1.623	2.367	21.192	40.862
89079010	Buoys	25	26.819	843	107.165
89079090	Floating structures (for example, tanks, coffer-dams, landing-stages, and beacons)	745.007	809.251	4.771.140	4.908.335
90011010	Optical fibres, optical fibre bundles and cables; for telecommunications and other electrical uses	13.162	30.243	3.311.332	7.486.758
90011090	Optical fibres, optical fibre bundles and cables; not for telecommunications and other electrical uses	30.554	126.927	1.994.807	9.104.078
90012000	Sheets and plates of polarising material	-	3	-	404
90013000	Contact lenses	28.251	72.730	6.051.559	15.403.001
90014000	Spectacle lenses of glass	159	417	19.529	46.191
90015000	Spectacle lenses of materials other than glass	219.226	581.119	5.010.455	13.031.029
90019010	Optical elements, unmounted, of any material (excl. elements of glass not optically worked), not elsewhere classified in heading 9001; for photographic or cinematographic cameras or projectors	12	36	211	436
90019090	Optical elements, unmounted, of any material (excl. elements of glass not optically worked), not elsewhere classified in heading 9001; not for photographic or cinematographic cameras or projectors	22	2.976	9.255	73.823
90021100	Objective lenses; for cameras, projectors or photographic enlargers or reducers	2.326	16.834	611.411	1.466.218
90021900	Objective lenses; not for cameras, projectors or photographic enlargers or reducers	152	566	27.942	79.491
90022010	Filters; for cinematographic projectors	1	1	11	11
90022090	Filters; not for cinematographic projectors, cinematographic cameras, photographic cameras and other projectors	2.833	4.604	211.015	561.695
90029030	Optical elements, mounted, of any material (excluding elements of glass not optically worked); for cinematographic cameras, photographic cameras and other projectors; n.e.c. in heading 9002	1.331	5.294	624.477	2.484.542
90029090	Optical elements, mounted, being parts or fittings for instruments or apparatus, of any material (excluding elements of glass not optically worked); n.e.c. in heading 9002	30	144	10.993	41.975
90031100	Frames and mountings for spectacles, goggles or the like; of plastics	13	133	1.417	8.990
90031900	Frames and mountings for spectacles, goggles or the like; of materials other than plastics	64	370	15.931	130.945
90039000	Parts of frames and mountings for spectacles, goggles or the like	52	213	20.210	72.669
90041000	Sunglasses	295	705	8.720	23.351
90049010	Corrective spectacles	331	443	3.079	10.533
90049090	Spectacles, goggles and the like; other than sunglasses, corrective spectacles, and protective goggles	261	5.353	2.463	20.468
90051000	Binoculars	-	21	-	13.867
90058010	Astronomical instruments, excluding instruments for radio-astronomy	-	0	-	5
90058090	Monoculars and other optical telescopes; other than binoculars	35	43	6.554	7.732

Tabel 3 : Ekspor Indonesia menurut Komoditi ( Kode HS 8 digit )

Maret 2023

Kode H S	Uraian golongan barang	Berat bersih (Kg)		Nilai F.O.B. ( U S \$ )	
		Bulan ini	Kumulatif	Bulan ini	Kumulatif
(1)	(2)	(3)	(4)	(5)	(6)
90059090	Parts and accessories (including mountings); for binoculars, monoculars, other optical telescopes	3	12	165	395
90063000	Cameras specially designed for underwater use, for aerial survey or for medical or surgical examination of internal organs; comparison cameras for forensic or criminological purposes	-	236	-	315.301
90064000	Instant print cameras	-	1	-	131
90065390	Photographic (other than cinematographic) cameras, other than those of subheading 900630 and 900640; for roll film of a width of 35 mm; without a through-the-lens viewfinder (SLR)	408	879	45.467	90.012
90065919	Photographic (other than cinematographic) cameras, other than those of subheading 900630 and 900640; for roll film of a width less than 35 mm; without a through-the-lens viewfinder (SLR)	-	1	-	3.877
90065929	Photographic (other than cinematographic) cameras, other than those of subheading 900630 & 900640; roll film of a width > 35 mm; for preparing printing plates/cylinders; other than laser photoplotters	-	4	-	43
90065990	Photographic (other than cinematographic) cameras; for roll film of a width more than 35 mm, not elsewhere classified in heading 9006	-	0	-	37
90066100	Discharge lamp ("electronic") flashlight apparatus	5	5	20	20
90066900	Photographic flashlight apparatus and flashbulbs other than discharge lamps of heading 8539; other than discharge lamp ("electronic") flashlight apparatus	1	1	126	126
90069110	Parts and accessories; for laser photoplotters of subheading 90065921	-	3	-	100
90069190	Parts and accessories; for cameras, not elsewhere classified in 9006	1.434	1.606	9.263	24.394
90069990	Parts and accessories; for flashbulbs	1	1	28	28
90071000	Cinematographic cameras, whether or not incorporating sound recording or reproducing apparatus	178	560	98.238	116.466
90072090	Cinematographic projectors, whether or not incorporating sound recording or reproducing apparatus; for film of 16 mm or more in width	6	13	1.411	1.506
90079100	Parts and accessories; for cinematographic cameras	56	231	4.075	9.992
90079200	Parts and accessories; for cinematographic cameras projectors	4.247	4.264	5.024	5.331
90085090	Image projectors, other than cinematographic, enlargers and reducers; other than microfilm, microfiche or other microform readers, whether or not capable of producing copies	21	169	573	2.653
90089090	Parts and accessories; of image projectors, other than cinematographic	-	640	-	301
90101000	Apparatus and equipment for automatically developing photographic (including cinematographic) film or paper in rolls or for automatically exposing developed film to rolls of photographic paper	-	18	-	202
90105090	Apparatus and equipment for photographic (including cinematographic) laboratories, not elsewhere classified in Chapter 90	43	5.539	227	952
90106090	Projection screens; of less than 300 inches	350	13.850	1.125	57.375
90111000	Stereoscopic microscopes	27	32	691	1.291
90112000	Compound optical microscopes, other than stereoscopic microscopes; for photomicrography, cinephotomicrography or microprojection	13	97	7.215	41.294
90118000	Compound optical microscopes, other than stereoscopic microscopes; not for photomicrography, cinephotomicrography or microprojection	12	30	1.537	2.067
90121000	Microscopes other than optical microscopes; diffraction apparatus	-	287	-	52.048

Tabel 3 : Ekspor Indonesia menurut Komoditi ( Kode HS 8 digit )

Maret 2023

Kode H S	Uraian golongan barang	Berat bersih (Kg)		Nilai F.O.B. ( U S \$ )	
		Bulan ini	Kumulatif	Bulan ini	Kumulatif
(1)	(2)	(3)	(4)	(5)	(6)
90129000	Parts and accessories of diffraction apparatus and microscopes other than optical microscopes	2	4	133	496
90131020	Telescopes designed to form parts of machines, appliances, instruments or apparatus of Chapter 90 or Section XVI	10	167	20	26.020
90132000	Lasers, other than laser diodes	-	72	-	3.013
90138090	Optical appliances and instruments, not elsewhere classified in Chapter 90	70	323	25.301	65.499
90139010	Parts and accessories; of goods of subheading 90132000	-	1	-	10.619
90139090	Parts and accessories; of goods of subheading 90131020 and 90138090	144	225	29.090	53.816
90141000	Direction finding compasses	-	160	-	8.186
90142000	Instruments and appliances for aeronautical or space navigation (other than compasses)	-	18	-	300
90148011	Navigational instruments and appliances; of a kind used on ships, incorporating or working in conjunction with an automatic data processing machine; sonar or echo sounder	-	19	-	21.641
90148090	Navigational instruments and appliances, not elsewhere classified in heading 9014	845	2.100	66.284	148.918
90149010	Parts and accessories of navigational instruments and apparatus; of a kind used on ships, working in conjunction with an automatic data processing machine	-	460	-	21.900
90149090	Parts and accessories of navigational instruments and apparatus; other than a kind used on ships, working in conjunction with an automatic data processing machine	56	169	1.120	23.410
90151010	Rangefinders; of a kind used in photography or cinematography	-	1	-	35
90151090	Rangefinders; other than a kind used in photography or cinematography	53	4.133	5.660	64.496
90152000	Theodolites and tachymeters (tacheometers)	-	14	-	1.934
90153000	Levels	843	1.575	149.360	223.760
90158010	Radio-sonde and radio-wind apparatus	-	11	-	20.350
90158090	Surveying, hydrographic, oceanographic, hydrological, meteorological or geophysical instruments and appliances, excluding compasses, not elsewhere classified in heading 9015	16.474	175.546	290.232	2.089.056
90159000	Parts & accessories of rangefinders & surveying (incl. photogrammetrical surveying), hydrographic, oceanographic, hydrological, meteorological or geophysical instruments & appliances, excl. compasses	2.201	7.090	149.380	435.134
90160000	Balances of a sensitivity of 5 cg or better, with or without weights	289	409	7.906	7.991
90171090	Drafting tables and machines, whether or not automatic; other than plotters	85	263	4.953	12.053
90172010	Rulers	6	51	15	1.257
90172090	Drawing, marking-out or mathematical calculating instruments, not elsewhere classified in heading 9017	1	468	1	1.275
90173000	Micrometers, callipers and gauges	1.985	5.004	82.472	259.560
90178000	Instruments for measuring length, for use in the hand (for example, measuring rods and tapes), not specified or included elsewhere in Chapter 90	919	1.492	15.958	25.718
90179030	Parts and accessories of photoplotters for the manufacture of printed circuit boards/printed wiring boards	6	6	391	391
90179090	Parts & accessories of drawing, marking-out/mathematical calculating instruments & instruments for measuring length, for use in the hand, not included elsewhere in this Chapter, n.e.c. in heading 9017	-	21	-	44
90181100	Electro-cardiographs	150	684	134.296	468.716
90181200	Ultrasonic scanning apparatus	456	2.042	79.028	469.055
90181300	Magnetic resonance imaging apparatus	44	75	977	9.791
90181900	Electro-diagnostic apparatus (incl. apparatus for functional exploratory examination or for checking physiological parameters), not elsewhere classified in heading 9018	14.934	22.255	1.949.455	4.212.636

Tabel 3 : Ekspor Indonesia menurut Komoditi ( Kode HS 8 digit )

Maret 2023

Kode H S	Uraian golongan barang	Berat bersih (Kg)		Nilai F.O.B. ( U S \$ )	
		Bulan ini	Kumulatif	Bulan ini	Kumulatif
(1)	(2)	(3)	(4)	(5)	(6)
90182000	Ultra-violet or infra-red ray apparatus	1	4	3.818	4.140
90183110	Disposable syringes, with or without needles	611.194	1.947.252	3.774.949	12.796.476
90183190	Syringes, with or without needles; other than disposable syringes	-	393	-	12.451
90183200	Tubular metal needles and needles for sutures	466	466	4.851	4.851
90183910	Catheters	5.039	23.598	112.200	391.939
90183990	Cannulae and the like	7.139	26.092	39.493	142.862
90184100	Dental drill engines, whether or not combined on a single base with other dental equipment	-	4	-	186
90184900	Instruments and appliances, used in dental sciences, not elsewhere classified in heading 9018	1.143	3.098	175.418	509.963
90185000	Ophthalmic instruments and appliances, not elsewhere classified in heading 9018	6.633	19.072	2.289.115	6.601.221
90189010	Fibre optics headband lamps of a kind designed for medical use	1.742	6.705	44.626	126.326
90189020	Intravenous administration sets	20.516	43.903	138.238	307.807
90189031	Electro-surgical or electro-medical instruments and appliances	550	581	364.251	411.270
90189039	Electronic instruments and appliances, used in medical, surgical, dental or veterinary sciences, including sight-testing instruments, not elsewhere classified in heading 9018	8	5.886	832	380.646
90189090	Non-electronic Instruments and appliances used in medical, surgical, dental or veterinary sciences, including sight-testing instruments, not elsewhere classified in heading 9018	1.108.493	3.434.244	11.248.760	33.828.623
90191010	Mechano-therapy appliances, massage apparatus, psychological aptitude-testing apparatus; electrically operated	2.130	7.717	103.503	395.785
90191090	Mechano-therapy appliances, massage apparatus, psychological aptitude-testing apparatus; not electrically operated	557	994	975	18.834
90192010	Invasive ventilators	248	2.524	158.192	178.425
90192090	Ozone therapy, oxygen therapy, aerosol therapy, artificial respiration or other therapeutic respiration apparatus; other than ventilators	11.593	17.109	187.970	416.471
90200010	Full face masks for chemical, biological, radiological and nuclear (CBRN) protection	46	138	56	167
90200090	Breathing appliances (other than those of heading 9019) and gas masks, excl. protective masks having neither mechanical parts nor replaceable filters; other than full face masks for CBRN protection	13	3.665	425	11.809
90211010	Orthopaedic or fracture appliances of iron or steel	9	9	2.600	2.600
90212100	Artificial teeth	2	46	35	1.845
90212920	Dental fittings of titanium	-	5	-	147
90212990	Dental fittings of material other than titanium, iron or steel	-	1	-	10
90213100	Artificial joints	-	103	-	32
90213900	Artificial parts of the body; other than artificial teeth and artificial joints	1.289	1.937	326.240	550.651
90214000	Hearing aids, excluding parts and accessories	4	9	473	2.114
90215000	Pacemakers for stimulating heart muscles, excluding parts and accessories	1	1	1.794	1.794
90219000	Appliances which are worn or carried, or implanted in the body, to compensate for a defect or disability, not elsewhere classified in 9021	5.425	16.900	347.958	1.187.852
90221200	Computed tomography apparatus	3.200	3.200	23.000	23.000
90221400	Apparatus based on the use of X-rays, including radiography or radiotherapy apparatus, other than computed tomography apparatus; for medical, surgical or veterinary uses	-	268	-	19.052

Tabel 3 : Ekspor Indonesia menurut Komoditi ( Kode HS 8 digit )

Maret 2023

Kode H S	Uraian golongan barang	Berat bersih (Kg)		Nilai F.O.B. ( U S \$ )	
		Bulan ini	Kumulatif	Bulan ini	Kumulatif
(1)	(2)	(3)	(4)	(5)	(6)
90221990	Apparatus based on the use of X-rays, other than computed tomography apparatus; not for medical, surgical, dental or veterinary uses, not elsewhere classified in heading 9022	10	51	937	38.086
90222100	Apparatus based on the use of alpha, beta, gamma or other ionising radiations, for medical, surgical, dental or veterinary uses, including radiography or radiotherapy apparatus	1	167	242	2.865
90222900	Apparatus based on the use of alpha, beta, gamma or other ionising radiations, not for medical, surgical, dental or veterinary uses	2.060	9.225	17.440	94.718
90223000	X-ray tubes	514	1.821	46.892	87.902
90229010	Parts and accessories of X-ray apparatus for the physical inspection of solder joints on printed circuit assemblies	596	1.062	99.751	173.325
90229020	Parts and accessories of X-ray apparatus, other than for the physical inspection of solder joints on printed circuit assemblies	308	454	24.646	31.361
90229090	Parts & accessories of apparatus based on the use of alpha, beta, gamma/other ionising radiations; high tension generators, control panels & desks, screens, examination/treatment tables, chairs etc.	1.512	4.002	556.589	1.296.161
90230000	Instruments, apparatus and models, designed for demonstrational purposes (for example, in education or exhibitions), unsuitable for other uses	9.561	24.737	192.492	772.600
90241010	Machines and appliances for testing metals; electrically operated	74	481	23.101	37.147
90241020	Machines and appliances for testing metals; not electrically operated	2	2	1	1
90248010	Machines and appliances for testing the hardness, strength, compressibility, elasticity or other mechanical properties of materials (other than metals); electrically operated	160	391	9.600	98.338
90248020	Machines and appliances for testing the hardness, strength, compressibility, elasticity or other mechanical properties of materials (other than metals); not electrically operated	2	7	850	1.520
90249000	Parts and accessories of machines and appliances for testing the hardness, strength, compressibility, elasticity or other mechanical properties of materials	88	332	4.948	17.895
90251100	Thermometers and pyrometers, not combined with other instruments; liquid-filled, for direct reading	70	129	6.216	8.388
90251911	Temperature gauges for motor vehicles; electrically operated	6	6	1.074	1.074
90251919	Electrically operated thermometers and pyrometers, not combined with other instruments, other than liquid-filled for direct reading and temperature gauges for motor vehicles	874	3.617	74.282	326.437
90251920	Not electrically operated thermometers and pyrometers, not combined with other instruments, other than liquid-filled for direct reading	106	593	2.840	20.802
90258000	Hydrometers and similar floating instruments, barometers, hygrometers and psychrometers, recording or not, and any combination of these instruments	1.019	3.127	558.545	1.250.736
90259000	Parts and accessories of hydrometers and similar floating instruments, thermometers, pyrometers, barometers, hygrometers and psychrometers, recording or not, and any combination of these instruments	88	173	5.617	8.341
90261050	Level gauges for motor vehicles	552	1.678	28.993	84.658
90261090	Instruments and apparatus for measuring or checking the flow or level of liquids, other than level gauges for motor vehicles	3.135	9.593	103.045	210.666
90262050	Pressure gauges for motor vehicles	4.247	12.764	254.510	741.236
90262090	Instruments and apparatus for measuring or checking pressure, other than pressure gauges for motor vehicles	3.903	9.997	114.108	335.287

Tabel 3 : Ekspor Indonesia menurut Komoditi ( Kode HS 8 digit )

Maret 2023

Kode H S	Uraian golongan barang	Berat bersih (Kg)		Nilai F.O.B. ( U S \$ )	
		Bulan ini	Kumulatif	Bulan ini	Kumulatif
(1)	(2)	(3)	(4)	(5)	(6)
90268000	Instruments & apparatus for measuring/checking the variables of liquids/gases (e.g. flow meters, manometers, heat meters), excl. those of heading 9014, 9015, 9028 or 9032, n.e.c. in heading 9026	1.994	5.124	385.252	959.755
90269000	Parts and accessories of instruments and apparatus for measuring or checking the flow, level, pressure or other variables of liquids or gases, excl. those of heading 9014, 9015, 9028 or 9032	1.820	5.112	105.830	275.213
90271000	Gas or smoke analysis apparatus	367	4.378	209.122	244.736
90272000	Chromatographs and electrophoresis instruments	223	324	5.685	15.933
90273000	Spectrometers, spectrophotometers and spectrographs using optical radiations (UV, visible, IR)	87	235	32.849	96.813
90275000	Instruments and apparatus using optical radiations (UV, visible, IR) other than spectrometers, spectrophotometers and spectrographs	3.266	7.316	583.815	1.245.704
90278100	Mass spectrometers	-	10	-	169
90278910	Exposure meters	1	1	1.463	1.463
90278990	Instruments & apparatus for physical/chemical analysis, for measuring viscosity, porosity, expansion, surface tension etc., or for measuring quantities of heat, sound/light; n.e.c. in heading 9027	38.249	117.638	5.152.157	15.212.207
90279000	Microtomes; parts and accessories	159.039	416.128	1.652.720	5.394.613
90281090	Gas meters, other than a kind mounted on gas containers	26	28	4.196	6.873
90282020	Water meters	150.743	441.679	2.271.848	6.521.754
90282090	Liquid meters, other than water meters	2.948	10.950	395.994	1.229.830
90283010	Kilowatt-hour meters	62.853	151.060	3.769.323	8.484.547
90283090	Electricity meters, other than kilowatt-hour meters	554	577	21.210	21.709
90289010	Parts and accessories of water meter housings or bodies	174	478	30.636	118.908
90289090	Parts and accessories of gas, liquid or electricity supply or production meters, other than water meter housings or bodies	21.963	44.897	862.270	2.496.859
90291020	Taximeters	665	1.514	54.741	134.585
90291090	Revolution counters, production counters, mileometers, pedometers and the like, other than taximeters	877	4.100	93.582	483.700
90292010	Speedometers for motor vehicles	37.986	116.008	2.242.955	6.115.121
90292020	Tachometers for motor vehicles	5.176	16.192	255.085	794.534
90292090	Speed indicators and tachometers (other than for motor vehicles); stroboscopes	30.015	97.168	1.839.578	5.683.557
90299010	Parts and accessories of goods of subheading 902910; parts and accessories of stroboscopes of subheading 902920	436	1.143	51.693	129.913
90299020	Parts and accessories of speed indicators and tachometers of subheading 902920	20.254	65.603	563.035	1.826.317
90301000	Instruments and apparatus for measuring or detecting ionising radiations	196	345	45.409	59.283
90302000	Oscilloscopes and oscillographs	8	34	4.284	19.717
90303100	Multimeters without a recording device	16	62	1.703	8.700
90303200	Multimeters with a recording device	12	368	2.151	65.530
90303310	Instruments and apparatus for measuring or checking voltage, current, resistance or power on printed circuit boards/printed wiring boards or printed circuit assemblies; without a recording device	0	11	500	2.116
90303320	Impedance-measuring instruments and apparatus, apparatus for testing electrostatic control equipment and electrostatic grounding devices/fixtures; without a recording device	5	13	50	180
90303390	Instruments & apparatus, for measuring/checking voltage, current, resistance/power (oth than those for measuring/checking semiconductor wafers/devices); w/o a recording device, n.e.c. in heading 9030	3.285	9.511	457.734	1.687.034

Tabel 3 : Ekspor Indonesia menurut Komoditi ( Kode HS 8 digit )

Maret 2023

Kode H S	Uraian golongan barang	Berat bersih (Kg)		Nilai F.O.B. ( U S \$ )	
		Bulan ini	Kumulatif	Bulan ini	Kumulatif
(1)	(2)	(3)	(4)	(5)	(6)
90303900	Instruments & apparatus, for measuring/checking voltage, current, resistance/power (oth than those for measuring/checking semiconductor wafers/devices); w/ a recording device, n.e.c. in heading 9030	192	274	68.115	120.439
90304000	Instruments and apparatus, specially designed for telecommunications (for example, cross-talk meters, gain measuring instruments, distortion factor meters, psophometers), n.e.c. in heading 9030	1.558	1.727	10.579	221.738
90308290	Instruments and apparatus for measuring or checking semiconductor wafers or devices (including integrated circuits), other than wafer probers	-	1.346	-	612.590
90308410	Instruments and apparatus, with a recording device, for measuring or checking electrical quantities on printed circuit boards/printed wiring boards and printed circuit assemblies	2	4	20	115
90308490	Instruments and apparatus for measuring or checking electrical quantities, excluding meters of heading 9028, with a recording device, n.e.c. in heading 9030	79	181	5.344	24.652
90308990	Instruments and apparatus for measuring or checking electrical quantities, excluding meters of heading 9028, without a recording device, n.e.c. in heading 9030	257	595	106.148	704.737
90309010	Parts and accessories (including printed circuit assemblies) of goods of subheading 903040 or 903082	358	1.738	400.493	1.127.449
90309030	Parts and accessories of optical instruments and appliances for measuring or checking printed circuit boards/printed wiring boards and printed circuit assemblies	401	478	330	13.060
90309040	Parts and accessories of other instruments and apparatus for measuring or checking electrical quantities on printed circuit boards/printed wiring boards and printed circuit assemblies	948	1.874	137.310	252.170
90309090	Parts&accessories of instruments&apparatus for measuring/checking electrical quantities n.e.c. in heading 9030, parts&accessories of instruments&apparatus for measuring/detecting ionising radiations	538	2.536	63.857	131.620
90311000	Machines for balancing mechanical parts	-	3	-	981
90312000	Test benches	-	2	-	13.773
90314910	Optical instruments and appliances for measuring surface particulate contamination on semiconductor wafers	5	41	12.695	15.947
90314920	Optical error verification and repair apparatus for printed circuit boards/printed wiring boards and printed circuit assemblies	153	158	43.542	44.798
90314930	Optical instruments and appliances for measuring or checking printed circuit boards/printed wiring boards and printed circuit assemblies	56	56	998	998
90314990	Optical instruments and appliances for other purpose nor elsewhere classified in subheading 903149	4.760	10.540	2.271.930	5.899.016
90318010	Cable testers	103	719	6.716	44.711
90318090	Non optical measing or checking instruments, appliances and machines, other than cable testers	213.552	376.947	2.378.805	4.655.871
90319030	Parts&acc incl PCA of optical instr&appl for inspecting semiconductor wafer/device/for inspecting mask,photomask/reticle used in mfg semiconductor device;part&acc of optical instr&appl for measuring surface particulate contamination on semiconductor wafer	75	103	10.400	13.979
90319050	Parts & accessories of other optical instruments and appliances for measuring or checking printed circuit boards/printed wiring boards and printed circuit assemblies	1	1	237	237
90319090	parts and accessories, not elsewhere clasified in subheading 903190	6.531	12.731	1.218.726	1.800.302
90321000	Thermostats	21.489	51.834	786.072	1.918.897
90328100	Hydraulic or pneumatic	-	5.040	-	29.294



Tabel 3 : Ekspor Indonesia menurut Komoditi ( Kode HS 8 digit )

Maret 2023

Kode H S	Uraian golongan barang	Berat bersih (Kg)		Nilai F.O.B. ( U S \$ )	
		Bulan ini	Kumulatif	Bulan ini	Kumulatif
(1)	(2)	(3)	(4)	(5)	(6)
90328910	Instrument&apparatus incorporating or working in conjunction w/ automatic data processing machine,for automatically regulating or controlling the propulsion, ballast or cargo handling systems of ships	3	8	24.531	24.955
90328920	Automatic instruments and apparatus for regulating or controlling chemical or electrochemical solutions in the manufacture of PCB/PWB/PCBA	13	13	1.360	1.360
90328931	Automatic regulating voltage units (stabilisers)	3.392	9.251	103.482	284.810
90328939	Automatic regulating or controlling instruments and apparatus, electrically operated, not elsewhere classified in subheading 903289	41.150	120.278	3.387.277	9.600.093
90328990	Automatic regulating or controlling instruments and apparatus, not elsewhere clasified in subheading 903289, non electrically operated	19.044	78.970	1.581.305	6.075.067
90329010	Parts & accessories of instruments & apparatus incorporating/working in conjunction with computer,for automatically regulating/controlling the propulsion,ballast/cargo handling systems of ships	56	58	12.389	12.672
90329090	Parts and accessories, not elsewhere classified in subheading 903290	8.529	27.171	431.792	1.297.923
90330000	Parts and accessories (not specified or included elsewhere in this Chapter) for machines, appliances, instruments or apparatus of Chapter 90	41.470	128.349	946.131	2.506.646
91011100	Wrist-watches, electrically operated, whether or not incorporating a stop-watch facility, with mechanical display only	244	1.013	66.948	367.276
91011900	Wrist-watches, electrically operated, whether or not incorporating a stop-watch facility, without mechanical display only	9	42	2.168	16.482
91012100	Wrist-watches, non-electrically operated, whether or not incorporating a stop-watch facility, with automatic winding	78	233	68.479	96.695
91012900	Wrist-watches, non-electrically operated, whether or not incorporating a stop-watch facility, without automatic winding	438	496	63.460	91.467
91019100	Pocket-watches and other watches, including stop-watches, with case of precious metal or of metal clad with precious metal, electrically operated	-	1	-	54.690
91019900	Pocket-watches and other watches, including stop-watches, with case of precious metal or of metal clad with precious metal, non-electrically operated	75	275	2.606	44.535
91021100	Wrist-watches other than those of heading 9101, electrically operated, whether or not incorporating a stop-watch facility, with mechanical display only	43	271	412.612	436.566
91021200	Wrist-watches other than those of heading 9101, electrically operated, whether or not incorporating a stop-watch facility, with opto-electronic display only	462	857	84.645	145.305
91021900	Wrist-watches other than those of heading 9101, electrically operated, whether or not incorporating a stop-watch facility, without mechanical or opto-electronic display	2.264	16.868	28.577	82.901
91022100	Wrist-watches other than those of heading 9101, non-electrically operated, whether or not incorporating a stop-watch facility, with automatic winding	3	11	614	35.889
91022900	Wrist-watches other than those of heading 9101, non-electrically operated, whether or not incorporating a stop-watch facility, without automatic winding	241	473	303.246	967.264
91029100	Pocket-watches and other watches, including stop-watches, other than those of heading 9101, electrically operated	-	1	-	1
91029900	Pocket-watches and other watches, including stop-watches, other than those of heading 9101, non-electrically operated	106	499	50.950	293.828
91031000	Clocks with watch movements, excluding clocks of heading 9104, electrically operated	3	3	253	253
91051900	Alarm clocks, non-electrically operated	31	452	413	1.375

Tabel 3 : Ekspor Indonesia menurut Komoditi ( Kode HS 8 digit )

Maret 2023

Kode H S	Uraian golongan barang	Berat bersih (Kg)		Nilai F.O.B. ( U S \$ )	
		Bulan ini	Kumulatif	Bulan ini	Kumulatif
(1)	(2)	(3)	(4)	(5)	(6)
91052100	Wall clocks, electrically operated	306	540	969	1.449
91052900	Wall clocks, non-electrically operated	11	33	41	1.666
91059990	Clocks excluding alarm clocks or wall clocks, non-electrically operated, other than marine chronometers	1	1	10	10
91061000	Time-registers; time-recorders	15.458	44.269	1.080.810	3.095.488
91069090	Time, with clock or watch movement or with synchronous motor, other than time-registers or time-recorders or parking meters	4.381	12.441	509.438	1.422.775
91070000	Time switches with clock or watch movement or with synchronous motor	1.244	3.161	71.643	177.304
91082000	Watch movements, complete and assembled with automatic winding	70	70	1.250	1.250
91099000	Clock movements, complete and assembled, non-electrically operated	-	1	-	148
91109000	Complete clock movements, unassembled or partly assembled (movement sets); incomplete clock movements, assembled; rough clock movements	1	1	257	757
91119000	Parts of watch cases	0	6	34	141
91129000	Parts of clock cases and cases of a similar type for other goods of this Chapter	101	126	8.260	10.002
91132000	Watch straps, watch bands and watch bracelets, and parts thereof, of base metal, whether or not gold- or silver-plated	-	0	-	80
91139000	Watch straps, watch bands and watch bracelets, and parts thereof, other than of precious metal or of metal clad with precious metal or of base metal, whether or not gold- or silver-plated	271	883	339.990	408.656
91149000	Parts for clock or watch parts, not else where clasified in heading 91	145	380	6.060	20.958
92011000	Upright pianos, including automatic pianos; harpsichords and other keyboard stringed instruments	658.281	2.093.902	6.001.098	19.589.738
92012000	Grand pianos, including automatic pianos; harpsichords and other keyboard stringed instruments	205.001	683.307	3.335.914	11.264.929
92019000	Pianos other than upright pianos or grand pianos, including automatic pianos; harpsichords and other keyboard stringed instruments	24	102	1.159	6.428
92021000	String musical instruments (for example, guitars, violins, harps), played with a bow	1.336	2.986	193.062	458.761
92029000	String musical instruments (for example, guitars, violins, harps), played with other than a bow	119.807	380.655	4.136.596	13.970.223
92051000	Brass-wind musical instruments (for example, keyboard pipe organs, accordions, clarinets, trumpets, bagpipes), other than fairground organs and mechanical street organs	2	24	105	640
92059010	Keyboard pipe organs; harmoniums and similar keyboard instruments with free metal reeds	15	52	25	1.054
92059090	Non brass-wind musical instruments, other than fairground organs and mechanical street organs or keyboard pipe organs, or harmoniums and similar keyboard instruments with free metal reeds	82.180	263.112	4.120.905	12.366.684
92060000	Percussion musical instruments (for example, drums, xylophones, cymbals, castanets, maracas)	151.103	427.572	287.805	1.028.669
92071000	Keyboard instruments, other than accordions, the sound of which is produced, or must be amplified, electrically (for example, organs, guitars)	1.025.437	3.575.469	12.374.863	42.856.106
92079000	Musical instruments excluding keyboard instrument, other than accordions; the sound of which is produced, or must be amplified, electrically (for example, organs, guitars, accordions)	568.495	1.544.951	17.494.555	47.674.485
92081000	Musical boxes	5	13	260	458
92089010	Decoy calls of all kinds; whistles, call horns and other mouth-blown sound signalling instruments	10	25	30	147

Tabel 3 : Ekspor Indonesia menurut Komoditi ( Kode HS 8 digit )

Maret 2023

Kode H S	Uraian golongan barang	Berat bersih (Kg)		Nilai F.O.B. ( U S \$ )	
		Bulan ini	Kumulatif	Bulan ini	Kumulatif
(1)	(2)	(3)	(4)	(5)	(6)
92089090	Fairground organs, mechanical street organs, mechanical singing birds, musical saws and other musical instruments not falling within any other heading of this Chapter	237	1.013	1.035	7.359
92093000	Musical instrument strings	100	732	7.563	77.326
92099110	Strung backs, keyboards and metal frames for upright pianos	133.291	342.338	913.714	2.404.914
92099190	Parts and accessories for pianos other than strung backs, keyboards and metal frames for upright pianos	137.202	351.467	904.000	2.701.783
92099200	Parts and accessories for other musical instruments (for example guitars, violins, harps)	160	925	22.973	60.195
92099400	Parts and accessories for the musical instruments, the sound of which is produced, or must be amplified, electrically (for example, organs, guitars, accordions)	154.913	470.438	1.379.675	4.472.337
92099900	Metronomes, tuning forks and pitch pipes of all kinds; - Of watches ; - - Parts and accessories for pianos	61.202	177.522	802.218	3.690.564
93019000	Military weapons, other than revolvers, pistols and the arms of heading 9307, 930110,930120	-	302	-	60.080
93020000	Revolvers and pistols, other than those of heading 9303 or 9304	1.952	1.952	200.922	200.922
93039090	Very pistols and other devices designed to project only signal flares, pistols and revolvers for firing blank ammunition, captive- bolt humane killers, line-throwing guns	-	19	-	1.500
93059919	Parts and accessories of goods of subheading 93040090; Of oth than leather or of textile material	0	2	14	97
93069090	other ammunition and projectiles and parts thereof, including shot and cartridge wads	3.507	7.427	551.100	1.159.200
93070000	Swords, cutlasses, bayonets, lances and similar arms and parts thereof and scabbards and sheaths therefor	55	269	918	3.981
94011000	Seats of a kind used for aircraft, whether or not convertible into beds	103	103	1.990	1.990
94012010	Seats of a kind used for vehicles of heading 8702, 8703 or 8704, whether or not convertible into beds	31.159	120.319	332.682	2.149.373
94012090	Seats of a kind used for vehicles other than of heading 8702, 8703 or 8704, whether or not convertible into beds	6.814	9.685	146.242	244.707
94013100	Swivel seats with variable height adjustment of wood, whether or not convertible into beds	629	803	14.035	17.797
94013900	Swivel seats with variable height adjustment of other than wood, whether or not convertible into beds	3.477	3.677	13.395	13.693
94014100	Seats other than garden seats or camping equipment, convertible into beds; of wood	11	11	603	603
94014900	Seats other than garden seats or camping equipment, convertible into beds; of other than wood	6.219	15.399	25.195	60.244
94015200	Seat of bamboo	3.712	5.053	13.699	23.984
94015300	Seat of rattan	816.083	3.169.725	5.494.289	15.974.637
94015900	Seats of cane, osier, or similar materials but other than bamboo or rattan	200.886	550.954	2.387.725	6.756.075
94016100	Seats, with wooden frames ; upholstered	564.908	1.641.571	4.200.217	12.378.078
94016910	Seats, with wooden frames ; With backrest and/or the seat made of rattan	264.729	808.644	1.721.522	5.010.586
94016990	Seats, with wooden frames ; With backrest and/or the seat made of other than rattan	6.758.923	18.099.922	38.809.151	110.450.528
94017100	Other seats, with metal frames; upholsetered	110.592	465.934	1.365.131	4.868.203
94017910	Other seats, with metal frames; With backrest and/or the seat made of rattan	127.300	330.786	753.175	1.913.200
94017990	Other seats, with metal frames; With backrest and/or the seat made of other than rattan	247.274	1.408.037	3.231.976	13.467.180
94018000	seats, with frames other than of metal or wood	78.743	286.318	437.515	2.916.495
94019100	Seats parts of wood	60.285	149.800	354.958	907.868
94019910	Part of seats of subheading 94011000	345	767	8.287	36.856
94019921	Part seats ; headrest stiffeners and armrests for seats of subheading 94012010	459	1.579	8.151	26.037

Tabel 3 : Ekspor Indonesia menurut Komoditi ( Kode HS 8 digit )

Maret 2023

Kode H S	Uraian golongan barang	Berat bersih (Kg)		Nilai F.O.B. ( U S \$ )	
		Bulan ini	Kumulatif	Bulan ini	Kumulatif
		(3)	(4)	(5)	(6)
94019929	Part seats of subheading 940120 ; other than headrest stiffeners and armrests for seats of subheading 94012010	547.094	1.552.094	3.262.734	9.612.639
94019930	Part of seats of subheading 94013100 and 94013900	-	10	-	65
94019991	Seats Part of plastic for subheading 940141 to 940180	246.770	584.093	1.487.704	4.375.401
94019999	Seats Part of other than plastic for subheading 940141 to 940180	102.638	241.499	339.195	786.336
94021010	Dentists' chairs and parts thereof, having rotating as well as both reclining and elevating movements	11	11	62	62
94021030	Barbers' or similar chairs and parts thereof, having rotating as well as both reclining and elevating movements	154	365	1.091	1.281
94029011	Commodore furniture, Furniture specially designed for medical, surgical or veterinary purposes	-	501	-	4.986
94029012	Operating tables, electrically operated, Furniture specially designed for medical, surgical or veterinary purposes	-	456	-	15.814
94029014	Examination tables, Furniture specially designed for medical, surgical or veterinary purposes	-	300	-	1.200
94029015	Hospital beds, Furniture specially designed for medical, surgical or veterinary purposes	207.537	607.500	1.253.693	3.503.721
94029019	Furniture specially designed for medical, surgical or veterinary purposes ; other than operating table, examination tables, hospital beds or commodore	150	428	298	2.350
94029090	Parts thereof ; furniture specially designed for medical, surgical or veterinary purposes	87.718	212.921	662.037	1.573.077
94031000	Metal furniture of a kind used in offices	109.315	311.116	1.007.721	3.045.738
94032010	Fume cupboards of metal	39.881	104.091	204.637	487.006
94032090	Metal furniture other than fume cupboards, not used in offices	481.230	1.624.212	3.772.938	12.554.379
94033000	Wooden furniture of a kind used in offices	595.054	1.775.905	1.469.812	4.673.514
94034000	Wooden furniture of a kind used in the kitchen	2.698.275	7.954.759	5.979.364	18.386.495
94035000	Wooden furniture of a kind used in the bedroom	4.002.548	10.699.226	16.316.252	44.351.321
94036010	Fume cupboards of wood, not used in offices or kitchen or bedroom	518.149	1.522.014	1.667.690	4.884.567
94036090	Wooden furniture other than fume cupboards of wood, not used in offices or kitchen or bedroom	16.502.871	47.059.836	62.240.838	186.253.772
94037010	Baby walkers of plastics	70	70	644	644
94037090	Furniture of plastics other than baby walkers and fume cupboards	141.945	442.091	1.477.221	4.920.520
94038200	Furniture of bamboo	49.421	177.512	82.220	339.069
94038300	Furniture of rattan	330.600	978.353	2.069.536	6.917.025
94038910	Fume cupboards of other materials, including cane, osier, or similar materials	4.314	6.033	15.185	22.361
94038990	Furniture other than fume cupboards, of other materials, including cane, osier, or similar materials	264.167	784.450	3.432.140	9.620.444
94039100	Parts of furniture of wood	587.776	1.974.704	2.387.348	7.176.341
94039910	Parts of baby walkers of plastics	5.955	5.971	29.655	29.923
94039990	Parts of furniture other than baby walkers of plastics, excluding of wood	32.353	155.668	256.521	1.044.900
94041000	Mattress supports	193.719	402.711	817.609	1.646.298
94042110	Mattresses of cellular rubber, whether or not covered	780.893	3.926.885	3.500.804	14.943.676
94042120	Mattresses of cellular plastics, whether or not covered	3.518.236	7.858.039	15.537.994	33.051.477
94042910	Spring mattresses	2.901.115	8.574.082	7.696.832	21.680.245
94042920	Mattresses hyperthermia/hypothermia type, of other materials excluding cellular rubber or plastics, other than spring mattresses	80	90	799	859
94042990	Mattresses of other materials excluding cellular rubber or plastics, other than spring mattresses or hyperthermia/hypothermia type	996.134	2.387.871	3.288.193	7.988.679
94043000	Sleeping bags	444	9.113	1.431	326.197
94044000	Quilts, bedspreads, eiderdowns and duvets (comforters)	8.838	18.133	73.703	169.467

Tabel 3 : Ekspor Indonesia menurut Komoditi ( Kode HS 8 digit )

Maret 2023

Kode H S	Uraian golongan barang	Berat bersih (Kg)		Nilai F.O.B. ( U S \$ )	
		Bulan ini	Kumulatif	Bulan ini	Kumulatif
(1)	(2)	(3)	(4)	(5)	(6)
94049000	Articles of bedding&similar furnishing excl mattresses,sleeping bag,quilts,eiderdown&duvets,fitted with spings/stuffed/internally fitted w/ any material/of cellular rubber/plastics,whether/not covered	287.088	639.581	2.737.358	6.741.515
94051191	Spotlights, designed for use solely with LED light sources, not used for lighting public open spaces or thoroughfares	226	234	223	259
94051199	Chandelier&oth electric ceiling/wall lighting fitting,excl those of used for lighting public open space/thoroughfare,used for solely w/ LED light source,oth than luminaire for operating room/spotlight	155.612	560.610	990.636	3.525.401
94051991	Spotlights, designed for use not with LED light sources, not used for lighting public open spaces or thoroughfares	160	165	763	1.053
94051999	Chandelier&oth electric ceiling/wall lighting fitting,excl those of used for lighting public open space/thoroughfare,not w/ LED light source, oth than luminaire for operating room/spotlight/luminaires w/ fluorescent lamp	1.889	5.875	25.013	73.920
94052110	Electric table, desks, bedside or floor-standing luminaires for operating rooms, designed for use solely with light-emitting diode (LED) light sources	-	115	-	1.053
94052190	Electric table, desks, bedside or floor-standing luminaires not for operating rooms, designed for use solely with light-emitting diode (LED) light sources	22.833	39.213	112.352	219.957
94052990	Electric table, desks, bedside or floor-standing luminaires not for operating rooms, designed for use not solely with light-emitting diode (LED) light sources	2.624	4.383	36.543	66.074
94053100	Lighting strings of a kind used for Christmas trees, designed for use solely with light-emitting diode (LED) light sources	-	12	-	20
94054110	Searchlights, photovoltaic, designed for use solely with light-emitting diode (LED) light sources	3.345	11.731	228.191	825.923
94054120	Spotlights other than searchlight, photovoltaic, designed for use solely with light-emitting diode (LED) light sources	46	102	1.797	1.896
94054130	Non-flashing aerodrome beacons; lamps for railway rolling stock, locomotives, aircraft, ships or lighthouses, of base metal, photovoltaic, designed for use solely with LED light sources	-	12	-	615
94054140	Electric luminaire&lighting fitting,used for lighting public open spaces/thoroughfares;oth exterior lighting,oth than HS 94054110-94054130	20.526	116.786	93.603	535.552
94054190	Electric luminaires and lighting fittings, photovoltaic, designed for use solely with LED light sources, n.e.c in subheading 940541	33.963	67.726	449.133	926.946
94054210	Searchlights, non photovoltaic, designed for use solely with light-emitting diode (LED) light sources	40	43	75	376
94054220	Spotlights other than searchlight, non photovoltaic, designed for use solely with light-emitting diode (LED) light sources	87	186	727	2.453
94054230	Non-flashing aerodrome beacons; lamps for railway rolling stock, locomotives, aircraft, ships or lighthouses, of base metal, non photovoltaic, designed for use solely with LED light sources	-	0	-	29
94054240	Pilot lamps with fittings for electro-thermic domestic appliances of heading 8516; non photovoltaic, designed for use solely with LED light sources	8.750	24.645	84.335	273.743
94054250	Electric luminaire&lighting fitting,used for lighting public open spaces/thoroughfares, non photovoltaic, designed for use solely with LED light source; other than HS 94054210-94054240	63	63	792	792
94054260	Exterior lighting, of a kind not used for lighting public open spaces/throughfares; non photovoltaic, designed for use solely with LED light sources	47	1.687	905	41.315

Tabel 3 : Ekspor Indonesia menurut Komoditi ( Kode HS 8 digit )

Maret 2023

Kode H S	Uraian golongan barang	Berat bersih (Kg)		Nilai F.O.B. ( U S \$ )	
		Bulan ini	Kumulatif	Bulan ini	Kumulatif
(1)	(2)	(3)	(4)	(5)	(6)
94054290	Electric luminaires & lighting fittings, non photovoltaic, designed for use solely with LED light sources, n.e.c. subheading 940542	2.510	19.895	152.016	481.241
94054910	Searchlights, designed for use not only with with light-emitting diode (LED) light sources	-	2.343	-	10.358
94054920	Spotlights other than searchlights, designed for use not only with with light-emitting diode (LED) light sources	-	122	-	6.649
94054930	Non-flashing aerodrome beacons; lamps for railway rolling stock, locomotives, aircraft, ships/lighthouses, of base metal; designed for use not only with with light-emitting diode (LED) light sources	2	2	14.439	14.439
94054940	Pilot lamps with fittings for electro-thermic domestic appliances of heading 8516; designed for use not only with with light-emitting diode (LED) light sources	41.902	57.441	798.546	1.052.761
94054960	Exterior lighting, of a kind not used for lighting public open spaces/throughfares; designed for use not only with LED light sources	-	1.825	-	2.880
94054990	Electric luminaires & lighting fittings, designed for use not only with LED light sources, other than n.e.c subheading 940549	85	25.024	3.568	132.517
94055011	Non-electrical luminaires and lighting fittings, of oil-burning type, of brass of a kind used for religious rites	373	1.029	12.818	35.002
94055019	Non-electrical luminaires and lighting fittings, of oil-burning type, of other than brass of a kind used for religious rites	1.516	2.137	7.627	25.050
94055040	Hurricane lamps, non-electric	1.704	7.605	8.946	38.168
94055090	Non-electrical luminaires and lighting fittings, other of oil-burning type or hurricane lamps or miners' lamps and quarrymen's lamps	2.110	7.984	26.817	82.315
94056110	Warning signs, street name signs, road and traffic signs, designed for use solely with LED light sources	-	0	-	1
94056190	Illuminated signs, illuminated name-plates and the like, designed for use solely with LED light sources, other than warning signs, street name signs, road and traffics signs	400	2.286	13.614	28.777
94056990	Illuminated signs, illuminated name-plates and the like, designed for use not solely with LED light sources, other than warning signs, street name signs, road and traffics signs	2.195	7.233	77.116	257.330
94059140	Parts for globes or chimneys of glass	-	98	-	623
94059190	Parts for luminaires and lighting fittings of glass, other than for luminaires for operating rooms or spotlights or globes or chimneys, or searchlights	-	12	-	90
94059290	Parts for luminaires and lighting fittings of plastics, other than for luminaires for operating rooms or spotlights or searchlights	1.873	12.886	21.539	99.913
94059910	Parts for lampshades of textile material	521	956	9.189	19.531
94059920	Parts for lampshades of other material	3.812	14.726	45.494	198.493
94059930	Parts of luminaires of subheading 94055011 or 94055019, of other materials excluding glass or plastics	-	20	-	19
94059940	Parts for searchlights or spotlights, of other materials excluding glass or plastics	736	1.791	44.085	114.102
94059950	Parts for luminaires and lighting fittings, other than lampshades or luminaires of subheading 94055011 or 94055019 or searchlights or spotlights; of ceramic or of metal	1.128	2.101	16.114	38.529
94059990	Parts for luminaires & lighting fittings, oth than lampshade/luminaire of subhead 94055011 or 94055019/searchlight/spotlight; of oth matherials excluding glass/plastics/ceramic/metal	11.394	51.344	182.688	642.481
94061090	Greenhouses of wood not fitted with mechanical or thermal equipment	94.812	239.874	112.406	379.260
94062090	Greenhouses not fitted with mechanical or thermal equipment, modular building units, of steel	-	8.070	-	4.327

Tabel 3 : Ekspor Indonesia menurut Komoditi ( Kode HS 8 digit )

Maret 2023

Kode H S	Uraian golongan barang	Berat bersih (Kg)		Nilai F.O.B. ( U S \$ )	
		Bulan ini	Kumulatif	Bulan ini	Kumulatif
(1)	(2)	(3)	(4)	(5)	(6)
94069011	Greenhouses fitted with mechanical or thermal equipment, of iron or of steel	-	150	-	7.800
94069019	Greenhouses fitted with mechanical or thermal equipment, of any materials other than of iron or of steel or of plastics	2.907	7.308	5.154	31.085
94069020	Prefabricated buildings other than greenhouses fitted with mechanical or thermal equipment, of plastics or of aluminium	150	184	1.834	6.254
94069030	Prefabricated buildings other than greenhouses fitted with mechanical or thermal equipment, of iron or of steel	19.349	672.698	344.158	1.024.738
94069040	Prefabricated buildings other than greenhouses fitted with mechanical or thermal equipment, of cement, of concrete or of artificial stone	126.973	128.237	8.976	12.431
94069090	Prefabricated buildings oth than greenhouses fitted with mechanical or thermal equipment, of any materials other than plastics or aluminium or iron or steel or cement or concrete or artificial stone	66.035	310.337	176.916	844.729
95030010	Tricycles, scooters, pedal cars and similar wheeled toys; dolls' carriages	16.403	92.881	113.509	378.377
95030021	Dolls, whether or not dressed	1.577.029	5.145.058	17.461.086	51.595.280
95030022	Garments and garment accessories; footwear and headgear for dolls	2.082	5.086	95.386	272.292
95030029	Parts and accessories for dolls other than garments and garment accessories; footwear and headgear	41.098	150.507	311.289	686.652
95030030	Electric trains, including tracks, signals and other accessories therefor	-	154	-	1.921
95030040	Reduced size ("scale") models and similar recreational models, working or not	136.996	651.072	2.757.389	10.518.023
95030050	Construction sets and constructional toys, other than electric trains or reduced size ("scale") models, of materials other than plastics	3.293	5.597	67.334	131.959
95030060	Stuffed toys representing animals or non-human creatures	1.018.814	2.518.146	16.183.640	39.484.637
95030070	Puzzles of all kinds	62	32.549	190	221.951
95030091	Numerical, alphabetical or animal blocks or cut-outs; word builder sets; word making and talking sets; toy printing sets; toy counting frames (abaci); toy sewing machines; toy typewriters	1.374	39.219	8.272	114.398
95030093	Marbles	3	4	150	160
95030094	Toys, of rubber, other than HS 95030091-95030093	1.486	3.943	13.202	16.667
95030099	Toys not elsewhere classified in 9503	754.595	2.105.452	5.369.014	15.489.158
95042020	Tables for billiards of all kinds	618	6.291	785	10.080
95042030	Billiard chalks	2.600	5.483	14.382	52.268
95042090	Articles and accessories for billiards of all kinds other than tables or chalks	169	670	19.045	55.670
95043030	Games of chance that immediately return a monetary award; parts and accessories thereof	28	29	2.391	3.699
95043040	Pintables or slot machines other than games of chance, operated by coins, banknotes, bank cards, tokens or by any other means of payment, other than automatic bowling alley equipment	70	71	70	165
95043050	Games operated by coin, banknote, bank card, tokens or by any other means of payment, oth than auto bowling alley equipment; oth than game of chance/ pintables/slot machine, parts of wood, paper or plastic	-	70	-	462
95043090	Games, operated by coins, banknotes, bank cards, tokens or by any other means of payment, other than games of chance or pintables/slot machines, parts of wood, paper or plastics	8.464	29.191	245.925	496.143
95044000	Playing cards	363	1.691	44.513	244.418
95045010	Video game consoles and machines, other than those of subheading 950430, of a kind used with a television receiver	64	213	5.513	16.425
95045090	Video game consoles and machines, other than those of subheading 950430, of a kind used not with a television receiver	504	852	21.430	140.416

Tabel 3 : Ekspor Indonesia menurut Komoditi ( Kode HS 8 digit )

Maret 2023

Kode H S	Uraian golongan barang	Berat bersih (Kg)		Nilai F.O.B. ( U S \$ )	
		Bulan ini	Kumulatif	Bulan ini	Kumulatif
		(3)	(4)	(5)	(6)
95049021	Darts and parts and accessories therefor, of wood, of paper or of plastics	-	16	-	50
95049029	Darts and parts and accessories therefor, of other than wood or paper or plastics	6	19	6	1.092
95049032	Tables designed for use with casino games, of wood or of plastics	34	103	421	837
95049039	Gambling equipment and paraphernalia other than tables designed for use with casino games or mahjong tiles, of other than wood or paper or plastics	-	401	-	1.281
95049092	Tables designed for games, of wood or of plastics	1.003	11.565	12.064	71.190
95049095	Parlour games, of wood, of paper or of plastics	111	111	7.416	7.416
95049099	Parlour games, of materials other than wood, or paper or plastics	88.927	228.516	305.969	879.877
95051000	Articles for Christmas festivities	28.585	66.915	155.520	405.305
95059000	Festive, carnival or other entertainment articles, including conjuring tricks and novelty jokes other than for Christmas	6.369	6.519	21.401	27.083
95061900	Snow-ski equipment other than ski-fastenings (ski-bindings)	2.201	3.922	2.215	39.498
95062100	Sailboards	2	4	127	151
95062900	Water-skis, surf-boards and other water-sport equipment excluding sailboards	25.058	88.367	478.796	1.320.670
95063100	Golf clubs, complete	213	506	18.781	31.297
95063200	Golf balls	378.277	1.016.841	2.905.218	7.645.721
95063900	Golf equipment other than balls	1.046	5.393	10.259	42.290
95064010	Tables for table-tennis	136	587	106	2.879
95064090	Articles and equipment for table-tennis excluding tables	1.315	2.597	2.349	5.017
95065100	Lawn-tennis rackets, whether or not strung	-	298	-	2.054
95065900	Tennis, badminton or similar rackets, whether or not strung excluding lawn-tennis rackets	365	1.064	32.436	79.091
95066100	Lawn-tennis balls	27.663	80.061	246.909	741.340
95066200	Inflatable balls	212.032	629.490	2.524.512	7.116.827
95066900	Balls, other than golf balls and table-tennis balls excluding lawn-tennis balls or inflatable balls	5.866	34.001	99.246	657.054
95067000	Ice skates and roller skates, including skating boots with skates attached	880	882	3.240	3.284
95069100	Articles and equipment for general physical exercise, gymnastics or athletics	16.692	58.504	1.181.402	2.660.272
95069910	Bows (including crossbows) and arrows	11	38	267	1.264
95069920	Nets, cricket pads and shin guards	938	1.788	17.499	36.038
95069930	Shuttlecocks	1.696	4.175	73.788	152.969
95069990	Swimming pools and paddling pools	83.171	187.046	1.204.701	2.602.251
95071000	Fishing rods	26.299	83.051	3.280.496	10.683.140
95072000	Fish-hooks, whether or not snelled	31.531	81.568	1.721.316	5.250.010
95073000	Fishing reels	191	2.974	431	83.673
95079000	Line fishing tackle oth than fishing rods,fish-hooks,fishing reels; fish landing nets,butterfly nets&similar nets;decoy "birds" oth than those of heading 9208/9705 &similar hunting/shooting requisites	20.549	46.356	678.516	1.608.265
95082100	Amusement park rides; roller coasters	-	270	-	6.299
95082200	Amusement park rides; carousels, swings and roundabouts	-	1.375	-	1.375
95082900	Amusement park rides; other than roller coasters, carousels, swings and roundabouts, dodge'em cars, motion simulators and moving theatres, water rides	10	586	126	4.324
95083000	Fairground amusements, including shooting galleries	-	10	-	1.448
95084000	Travelling theatres	-	24	-	114
96011090	Worked ivory and articles of ivory; other than cigar or cigarette cases, tobacco jars, ornamental articles	665	1.477	4.627	7.588
96019011	Worked mother-of-pearl or tortoise-shell and articles of the foregoing' cigar or cigarette cases, tobacco jars, ornamental articles	79.332	130.217	219.421	638.099
96019019	Worked mother-of-pearl or tortoise-shell and articles of the foregoing; other than cigar or cigarette cases, tobacco jars, ornamental articles, pearl nucleus	25.611	30.027	127.530	212.191



Tabel 3 : Ekspor Indonesia menurut Komoditi ( Kode HS 8 digit )

Maret 2023

Kode H S	Uraian golongan barang	Berat bersih (Kg)		Nilai F.O.B. ( U S \$ )	
		Bulan ini	Kumulatif	Bulan ini	Kumulatif
		(3)	(4)	(5)	(6)
96019021	Worked capiz shells and articles of the foregoing; ornamental articles	112	858	1.552	21.323
96019029	Worked capiz shells and articles of the foregoing; other than ornamental articles	30	414	953	10.060
96019099	Worked bone, horn, antlers, coral & oth animal carving material (excl.ivory,mother-of-pearl,tortoise-shell,capiz shell)&articles thereof; oth than cigar/cigarette cases,tobacco jars,ornamental articles	20.000	20.230	440.000	440.638
96020010	Gelatin capsules for pharmaceutical products	50.811	156.284	1.576.119	4.705.765
96020020	Cigar or cigarette cases, tobacco jars, ornamental articles from worked vegetable/mineral carving material/of wax, stearin, natural gums/natural resins/modelling pastes & other moulded/carved articles	-	300	-	1.980
96020090	Worked vegetable/mineral carving material,moulded/carved articles of wax,stearin,natural gums/natural resins/modelling pastes, worked unhardened gelatin (excl.HS3503)&articles thereof; n.e.c in HS9602	5.936	6.279	27.901	32.141
96031010	Brushes, consisting of twigs or other vegetable materials bound together, with or without handles	3.592	10.732	12.201	26.694
96031020	Brooms, consisting of twigs or other vegetable materials bound together, with or without handles	6.024.388	16.573.236	2.473.419	7.298.134
96032100	Tooth brushes, including dental-plate brushes	98.500	184.735	1.000.502	1.897.168
96032900	Shaving brushes, hair brushes, nail brushes, eyelash brushes and other toilet brushes for use on the person, including such brushes constituting parts of appliances; other than tooth brushes	6.453	77.520	146.911	624.546
96033000	Artists' brushes, writing brushes and similar brushes for the application of cosmetics	1.311	4.384	18.655	25.350
96034000	Paint, distemper, varnish or similar brushes (other than brushes of subheading 960330), paint pads and rollers	240.629	581.815	1.076.916	3.037.862
96035000	Brushes constituting parts of machines, appliances or vehicles; other than brushes of subheading 96321 to 960340)	32	114	939	2.083
96039010	Prepared knots and tufts for broom or brush making	56.000	138.500	11.368	137.943
96039020	Hand-operated mechanical floor sweepers, not motorised	136	196	584	644
96039040	Brushes; not elsewhere classified in heading 9603	317	1.413	7.990	23.798
96039090	Brooms (not elsewhere classified in heading 9603), mops and feather dusters, squeegees (other than roller squeegees)	50.776	113.086	183.800	493.367
96040010	Hand sieves and hand riddles; of metal	47	70	25	39
96040090	Hand sieves and hand riddles; of material other than metal	85	410	82	218
96050000	Travel sets for personal toilet, sewing or shoe or clothes cleaning	7.084	25.406	30.787	123.753
96061010	Press-fasteners, snap-fasteners and press-studs and parts therefor; of plastics	6	227	201	5.090
96061090	Press-fasteners, snap-fasteners and press-studs and parts therefor; of material other than plastics	530	6.094	14.050	28.378
96062100	Buttons; of plastics, not covered with textile material	903	1.522	19.341	52.671
96062200	Buttons; of base metal, not covered with textile material	1	1.723	10	62.765
96062900	Buttons; of plastics covered with textile material, or of base metal covered with textile material, or of materials other than plastic and base metal	14.173	19.431	120.116	234.582
96063010	Button moulds and other parts of buttons, button blanks; of plastics	3	32	69	721
96063090	Button moulds and other parts of buttons, button blanks; of material other than plastics	25.134	41.689	928.247	1.553.161
96071100	Slide fasteners; fitted with chain scoops of base metal	83.897	236.063	170.497	477.452
96071900	Slide fasteners; not fitted with chain scoops of base metal	18.139	48.552	294.046	738.534
96072000	Parts of slide fasteners	815.272	2.313.747	5.366.159	14.870.227
96081010	Ball point pens; having a body mainly of plastics	10.453	25.600	158.687	401.890
96081090	Ball point pens; other than those having a body mainly of plastics	6.529	37.307	92.634	598.410

Tabel 3 : Ekspor Indonesia menurut Komoditi ( Kode HS 8 digit )

Maret 2023

Kode H S	Uraian golongan barang	Berat bersih (Kg)		Nilai F.O.B. ( U S \$ )	
		Bulan ini	Kumulatif	Bulan ini	Kumulatif
(1)	(2)	(3)	(4)	(5)	(6)
96082000	Felt tipped and other porous-tipped pens and markers	19.304	55.288	220.098	559.326
96083020	Fountain pens	500	507	917	6.031
96083090	Stylograph pens and other pens (not elsewhere classified in heading 9608)	202	283	41.430	55.150
96084000	Propelling or sliding pencils	142	625	4.835	16.698
96085000	Sets of articles from two or more of the subheading 960810 to 960840	27	140	77	498
96086010	Refills for ball point pens, comprising the ball point and ink- reservoir; of plastics	194	285	2.886	3.352
96086090	Refills for ball point pens, comprising the ball point and ink- reservoir; of materials other than plastics	213	718	10.628	40.261
96089190	Pen nibs and nib points; of materials other than gold or gold-plated	-	320	-	13.250
96089991	Parts of ball point pens, not elsewhere classified in heading 9608; of plastics	18	18	64	64
96089999	Parts of ball point pens (not elsewhere classified in heading 9608) of materials other than plastic, parts of propelling or sliding pencils, pen-holders, pencil-holders and similar holders	168	345	5.117	12.304
96091010	Black pencils, with leads encased in a sheath (other than pencils of heading 9608)	143.643	373.325	1.207.474	3.253.695
96091090	Pencils (other than pencils of heading 9608) and crayons, with leads encased in a sheath; other than black pencils	204.186	550.040	2.261.350	6.209.505
96092000	Pencil leads, black or coloured	29.605	60.691	162.826	332.091
96099010	Slate pencils for school slates	1	1	2	2
96099030	Pencils (other than pencils of heading 9608) and crayons, without leads encased in a sheath	28	103	140	203
96099091	Writing or drawing chalks	80.403	393.323	98.857	427.360
96099099	Pastels, drawing charcoals, and tailors' chalks	205.551	1.218.044	600.709	2.825.584
96100010	School slates	30	60	15	25
96100090	Slates and boards, with writing or drawing surfaces, whether or not framed; other than school slates	89.837	187.828	204.366	451.755
96110000	Date, sealing, or numbering stamps, and the like (hand operated, incl. devices for printing/embossing labels), hand-operated composing sticks & hand printing sets incorporating such composing sticks	106	279	3.828	9.975
96121010	Typewriter or similar ribbons, inked or otherwise prepared for giving impressions, whether or not on spools or in cartridges; of textile fabric	60.509	148.189	1.355.372	3.425.226
96121090	Typewriter or similar ribbons, inked or otherwise prepared for giving impressions, whether or not on spools or in cartridges; of materials other than textile fabric	5.338	10.634	80.735	157.460
96122000	Ink-pads, whether or not inked, with or without boxes	7	7	16	16
96131090	Pocket lighters, gas fuelled, non-refillable; of materials other than plastics	108	108	501	501
96132090	Pocket lighters, gas fuelled, refillable; of materials other than plastics	1	3	264	444
96138010	Piezo-electric lighters for stoves and ranges	-	14.469	-	78.809
96138090	Lighters, whether or not mechanical or electrical; other than gas fuelled pocket lighters, piezo-electric lighters for stoves and ranges, cigarette lighters or table lighters	17	20	300	5.201
96140090	Smoking pipes (including pipe bowls) and cigar or cigarette holders, and parts thereof; other than roughly shaped blocks of wood or root for the manufacture of pipes	3	2.567	1.584	22.317
96151120	Combs, hair-slides and the like; of hard rubber	-	161	-	1.228
96151130	Combs, hair-slides and the like; of plastics	67	659	4.914	7.777
96151900	Combs, hair-slides and the like; of materials other than hard rubber and plastics	3.869	4.957	22.652	33.153
96159011	Decorative hair pins; of aluminium	1	8	5	13
96159013	Decorative hair pins; of plastics	-	7	-	5
96159019	Decorative hair pins; of materials other than aluminium, iron or steel, plastics	77	384	2.095	8.144

Tabel 3 : Ekspor Indonesia menurut Komoditi ( Kode HS 8 digit )

Maret 2023

Kode H S	Uraian golongan barang	Berat bersih (Kg)		Nilai F.O.B. ( U S \$ )	
		Bulan ini	Kumulatif	Bulan ini	Kumulatif
(1)	(2)	(3)	(4)	(5)	(6)
96159021	Parts of combs, hair-slides and the like, hair pins, curling pins, curling grips, hair-curlers and the like, other than those of heading 8516; of plastics	2	2	5	5
96159022	Parts of combs, hair-slides and the like, hair pins, curling pins, curling grips, hair-curlers and the like, other than those of heading 8516; of iron or steel	-	2.080	-	17.500
96159091	Hair pins (other than decorative), curling pins, curling grips, hair-curlers and the like, other than those of heading 8516; of aluminium	21	260	295	676
96159093	Hair pins (other than decorative), curling pins, curling grips, hair-curlers and the like, other than those of heading 8516; of plastics	-	0	-	10
96159099	Hair pins (other than decorative), curling pins, curling grips, hair-curlers and the like, other than those of heading 8516; of materials other than aluminium, iron or steel, plastics	9	9	116	116
96161010	Scent sprays and similar toilet sprays	1	15	1	47
96161020	Mounts and heads of scent sprays and similar toilet sprays	30.757	71.482	165.442	404.121
96162000	Powder-puffs and pads for the application of cosmetics or toilet preparations	291	705	7.574	19.466
96170010	Vacuum flasks and other vacuum vessels, complete	2.498	13.350	7.266	23.221
96170020	Parts vacuum flasks and other vacuum vessels, other than glass inneres	-	60	-	40
96180000	Tailors' dummies and other lay figures; automata and other animated displays used for shop window dressing	7.525	18.658	259.018	668.913
96190011	Sanitary towels (pads) and tampons, napkins (diapers), napkin liners and similar articles); with an absorbent core of wadding of textile materials; disposable	1.434	25.616	56.345	263.175
96190012	Sanitary towels and tampons; of paper, paper pulp, cellulose wadding or webs of cellulose fibres; disposable	173.549	528.849	1.237.308	3.478.199
96190013	Baby napkins and pads for incontinence; of paper, paper pulp, cellulose wadding or webs of cellulose fibres; disposable	2.014.808	5.268.269	5.760.605	14.672.680
96190014	Napkins (diapers), napkin liners and similar articles other than sanitary towels/tampons and baby napkins/pads; of paper, paper pulp, cellulose wadding or webs of cellulose fibres; disposable	21.314	89.148	76.245	311.270
96190019	Sanitary towels (pads) and tampons, napkins (diapers), napkin liners and similar articles); of materials other than paper, paper pulp, cellulose wadding or webs of cellulose fibres; disposable	289.022	784.811	820.535	2.199.139
96190092	Sanitary towels (pads); not disposable	158	160	8.074	8.163
96190099	Sanitary tampons, napkins (diapers), napkin liners and similar articles other than sanitary towels (pads); not knitted or crocheted; not disposable	5.564	10.887	15.881	28.165
96200010	Monopods, bipods, tripods and similar articles; of plastics	2.886	7.387	83.124	204.204
96200030	Monopods, bipods, tripods and similar articles; of iron and steel	101	145	1.040	1.185
96200040	Monopods, bipods, tripods and similar articles; of aluminium	186	285	10.852	20.064
96200050	Monopods, bipods, tripods and similar articles; of wood	29	51	2.106	3.479
96200090	Monopods, bipods, tripods and similar articles; of material other than plastics, carbon and graphite, iron and steel, aluminium, wood	268	481	4.325	14.665
97012100	Paintings, drawings and pastels, executed entirely by hand, other than drawings of heading 4906 and other than hand-painted or hand-decorated manufactured articles; of an age exceeding 100 years	3.397	13.833	39.436	139.373
97012900	Collages and similar decorative plaques other than mosaics; of an age exceeding 100 years	81	911	9.381	26.579

Tabel 3 : Ekspor Indonesia menurut Komoditi ( Kode HS 8 digit )

Maret 2023

Kode H S	Uraian golongan barang	Berat bersih (Kg)		Nilai F.O.B. ( U S \$ )	
		Bulan ini	Kumulatif	Bulan ini	Kumulatif
(1)	(2)	(3)	(4)	(5)	(6)
97019100	Paintings, drawings and pastels, executed entirely by hand, other than drawings of heading 4906 and other than hand-painted or hand-decorated manufactured articles; of an age not exceeding 100 years	3.004	8.711	46.809	128.867
97019200	Mosaics; of an age not exceeding 100 years	-	189	-	335.639
97019900	Collages and similar decorative plaques other than mosaics; of an age not exceeding 100 years	4.385	11.050	86.796	207.913
97031000	Original sculpture and statuary, in any material; of an age exceeding 100 years	-	17	-	12
97039000	Original sculpture and statuary, in any material; of an age not exceeding 100 years	10.676	67.308	108.622	329.905
97040000	Postage or revenue stamps, stamp-postmarks, first-day covers, postal stationery (stamped paper), and the like, used or unused, other than those of heading 4907	6	103	3	5.277
97052200	Collections and collectors' pieces of zoological, botanical, mineralogical, anatomical or paleontological interest; extinct or endangered species and parts thereof	-	16	-	1.391
98016012	Sedan with body in assembled and painted, set value at least Rp150.000.000,00 other than those of subheading 9801.90; IKD	-	7	-	7.269
98017010	Motor vehicles for the transport of goods of heading 87.04 other than those of subheading 9801.90; of a g.v.w ≤ 5 tonnes; IKD	-	1	-	39
98019050	Chassis fitted with electric motor for propulsion, of heading 87.06; four-wheeled or more electric motor vehicle, only with battery electric motor for propulsion; IKD	15	73	4.553	8.895
98021000	Rotary internal combustion piston engine or reciprocating spark-ignition combustion piston engine or compression-ignition piston engine (diesel/semi diesel) of IKD motor vehicle	50	50	1.000	1.000
98022000	Gear boxes of IKD motor vehicle	-	26.000	-	8.049
98023000	Drive-axles of IKD motor vehicle	997	1.043	10.608	13.269
98042000	Bulb plate of non-alloy steel, w/ a height of < 80 mm & carbon weight of < 0.6%, not further worked than hot-rolled, hot-drawn or extruded, of ship, which is included in the tariff head 7216.50.19	-	18.495	-	16.418
98043000	Bulb plate of non-alloy steel, w/ a height of ≥ 80 mm & carbon weight of < 0.6%, not further worked than hot-rolled, hot-drawn or extruded, of ship, which is included in the tariff head 7216.50.99	200	21.915	3.384	22.921
98051000	Longitudinally Electric Resistance Welded (ERW) from stainless steel, containing by weight 16 to 18% of chromium and 10% to 15% of nickel, of ship, which is included in tariff heading 7306.11.10	56	56	218	218
98054010	Flanges with an inner diameter < 15 cm from stainless steel, containing by weight 16%-18% of chromium and 10%-15% of nickel, of ship, which is included in tariff heading 7307.21.10	151	151	370	370
98054030	Threaded elbows, curves & sleeves of stainless steel, with an inner diameter of < 15 cm w/ chromium content of 16-18% & nickel of 10%-15%, of ship, which is included in the tariff heading 7307.22.10	46	46	210	210
98087210	Parts of diesel engine for marine propulsion with power ≤ 22.38 kW used for insulating sound or heat, which is included in the tariff heading 8409.99.59	-	6	-	1.766
98087730	Vessel's booster system consisting of electrically operated propellers and motors, which is included in the tariff heading 8479.89.69	180	300	7.077	12.269
98087860	Water pipeline valve of globe valve type, of ship, which is included in tariff heading 8481.80.63	-	26.100	-	63.135

Tabel 3 : Ekspor Indonesia menurut Komoditi ( Kode HS 8 digit )

Maret 2023

Kode H S	Uraian golongan barang	Berat bersih (Kg)		Nilai F.O.B. ( U S \$ )	
		Bulan ini	Kumulatif	Bulan ini	Kumulatif
(1)	(2)	(3)	(4)	(5)	(6)
98092000	Internal communication system used in vessels, in the form of an electric sound amplifier set consisting of microphone, amplifier, loudspeaker & oth equipment, which is include in tariff head 8518.50.10	400	400	600	600
98095310	AC generator with an output $\leq$ 12.5 kVA, of ship, which is included in the tariff heading 8501.61.10	-	5.533	-	154.836
98103040	Marine navigation equipment for measuring / locating objects around the vessel by using signals from the transducer, which is included in the tariff heading 9014.80.11	-	87	-	95.054
99014000	Supporting or driver data, including design for machinery system	-	3	-	500
99019000	Software and other digital product transmitted electronically oth than operating system or application or multimedia or supporting or driver data, include design for machinery system	16	16	111	111
99991000	Postal packages n.c.a.k	117.307	278.146	2.209.523	5.182.381
<b>Total Ekspor</b>		<b>63.960.402.421</b>	<b>168.527.863.205</b>	<b>23.415.993.726</b>	<b>67.061.113.074</b>

Sumber : dokumen PEB dan non PEB, diolah

Tabel 4. Ekspor Indonesia menurut Negara Tujuan

Maret 2023

Kode Negara	Negara Tujuan	Berat bersih / Net weight (Kg)		Nilai / Value F.O.B. ( U S \$ )	
		Bulan ini	Kumulatif	Bulan ini	Kumulatif
(1)	(2)	(3)	(4)	(5)	(6)
JP	Jepang	3.362.410.136	9.906.481.369	2.022.414.865	6.072.493.693
HK	Hong Kong		1.083.168.347	200.533.753	627.747.799
KR	Korea Selatan	3.406.899.907	10.733.915.608	862.212.394	2.852.887.273
TW	Taiwan	1.592.536.880	3.546.112.639	684.548.154	1.685.688.004
CN	Tiongkok	27.444.820.085	67.609.017.264	5.903.789.120	16.576.009.720
MN	Mongolia	188.145	535.458	1.271.789	2.716.649
MO	Makau	11.947	35.012	97.876	195.714
PG	Papua Nugini	15.691.140	49.522.777	16.888.171	49.827.075
TH	Thailand	1.912.095.330	4.914.924.859	735.692.036	1.963.302.033
SG	Singapura	1.306.912.251	4.478.286.223	1.116.862.350	3.338.995.532
PH	Filipina	2.988.138.458	8.822.376.303	964.810.623	2.948.887.073
MY	Malaysia	2.936.741.551	8.692.930.965	1.139.904.111	3.323.418.199
MM	Myanmar	94.978.760	221.138.387	92.288.916	228.935.205
KH	Kamboja	407.719.293	1.154.601.028	73.026.523	226.833.804
BN	Brunei Darussalam	94.047.960	270.516.405	14.165.916	49.408.078
LA	Laos	104.868	234.756	548.500	1.235.564
NP	Nepal	945.782	3.663.212	1.256.954	3.929.933
BT	Bhutan	376.637	376.637	1.163.662	1.163.672
VN	Vietnam	1.423.536.422	3.660.866.598	638.526.041	1.721.644.099
MV	Maladewa	1.430.114	3.992.975	3.367.612	9.069.483
IN	India	10.714.949.812	26.356.467.078	1.700.522.893	4.668.063.008
PK	Pakistan	312.510.992	880.305.191	168.673.980	551.442.773
BD	Bangladesh	1.788.790.652	5.014.184.740	304.219.946	889.809.254
LK	Sri Lanka	13.268.263	46.765.304	18.443.004	45.372.368
AF	Afganistan	368.994	866.470	518.403	1.098.853
IQ	Irak	6.933.809	107.242.660	8.976.633	104.560.513
IR	Iran	13.968.437	36.453.842	19.478.167	47.993.536
SA	Arab Saudi	81.454.950	313.610.199	172.360.457	568.449.668
IL	Israel	11.397.318	22.608.963	17.689.932	39.178.477
KW	Kuwait	6.004.940	19.265.353	20.564.146	55.570.554
JO	Yordania	10.428.506	29.983.666	66.376.323	206.968.086
LB	Lebanon	9.563.804	24.395.864	9.593.265	27.617.789
PS	Palestina	44.839	196.510	122.967	636.193
YE	Yaman	6.214.250	31.849.855	9.660.941	36.914.138
OM	Oman	15.208.633	91.011.891	23.103.169	108.531.377
SY	Suriah	591.037	1.762.882	837.019	3.417.591
TR	Turki	124.853.284	405.788.377	130.732.893	406.084.883
AE	Uni Emirat Arab	109.603.219	335.703.964	211.166.380	615.311.152
QA	Qatar	21.957.473	31.672.933	50.606.432	95.665.645
BH	Bahrain	2.088.274	5.586.406	5.311.900	14.457.479
CY	Siprus	1.700.792	3.192.601	2.328.370	4.940.717
EG	Mesir	110.916.604	363.123.183	114.889.811	379.359.182
LY	Libia	3.326.363	16.128.353	7.921.821	50.375.955
MA	Maroko	4.450.881	39.548.644	11.242.911	50.100.903
TN	Tunisia	13.996.632	15.873.505	17.422.309	35.481.146
DZ	Aljazair	28.444.484	76.474.691	30.325.047	86.329.210
SD	Sudan	18.580.218	59.927.436	20.369.016	60.747.363
ER	Eritrea	-	246	-	32.240
NA	Namibia	344.211	826.051	777.206	1.973.452
ET	Etiopia	1.531.362	8.039.928	1.889.399	8.971.829
TZ	Tanzania	15.208.852	49.469.138	17.367.551	58.525.974
MG	Madagaskar	5.508.544	15.486.780	5.194.554	13.808.468
SO	Somalia	3.366.621	9.429.932	6.956.315	21.937.556
KE	Kenya	28.405.782	111.185.741	33.316.242	101.567.188
RE	Reunion	681.337	1.938.551	1.325.291	3.709.080
MZ	Mozambik	4.616.107	36.533.995	4.234.241	33.483.522
BW	Botswana	24.000	25.337	25.980	40.898
GQ	Guinea Ekuatorial	584.792	2.125.285	604.393	2.187.050
TG	Togo	12.980.098	51.859.267	17.088.256	63.830.895
GH	Ghana	23.423.451	46.286.345	23.143.157	50.927.857
LR	Liberia	1.048.748	6.596.829	1.573.461	7.422.855
GN	Guinea	16.828.693	35.153.463	16.512.268	34.270.718

Tabel 4. Ekspor Indonesia menurut Negara Tujuan

Maret 2023

Kode Negara	Negara Tujuan	Berat bersih / Net weight (Kg)		Nilai / Value F.O.B. ( U S \$ )	
		Bulan ini	Kumulatif	Bulan ini	Kumulatif
(1)	(2)	(3)	(4)	(5)	(6)
AO	Angola	11.200.656	33.477.150	10.140.304	31.306.202
CG	Republik Demokratik Kongo	5.845.426	15.401.604	6.555.482	16.422.028
CM	Kamerun	6.037.990	36.726.582	7.604.572	31.272.368
NG	Nigeria	35.656.272	90.659.811	47.697.146	120.628.310
SL	Sierra Leone	383.002	2.683.881	682.149	3.482.368
GA	Gabon	271.153	1.415.458	482.355	2.407.381
CI	Pantai Gading	65.350.153	100.018.069	14.644.406	45.349.909
SN	Senegal	25.363.453	67.832.048	27.776.050	74.599.655
MR	Mauritania	13.808.337	50.058.733	14.051.195	50.603.597
ML	Mali	131.497	439.338	646.559	1.897.798
BJ	Benin	25.182.855	79.976.394	26.599.124	82.427.228
BF	Burkina Faso	134.515	2.201.289	587.335	5.302.178
GW	Guinea Bissau	604.875	749.364	398.350	636.496
GM	Gambia	9.007.354	22.094.347	9.215.133	23.018.901
SC	Seychelles	134.034	283.401	476.054	926.697
UG	Uganda	129.259	1.018.902	477.499	4.643.009
CF	Afrika Tengah	1	3.950	10	364.240
NE	Niger	1.446.209	2.404.922	1.657.528	2.877.741
TD	Cad	283	4.487	27.000	166.172
DJ	Jibuti	46.270.339	137.576.022	48.755.504	132.128.266
SH	Santa Helena	-	2.031	-	5.457
ST	Sao Tome dan Principe	-	99.090	-	120.747
SZ	Swaziland	16.178	50.049	51.023	366.587
ZA	Afrika Selatan	50.633.488	161.807.794	71.266.647	232.598.978
ZW	Zimbabwe	36.242	1.381.610	106.003	1.725.828
ZM	Zambia	146.268	823.662	532.512	3.348.691
MW	Malawi	310.000	707.658	219.301	503.664
KM	Komoro	349.181	974.762	566.718	1.375.383
BI	Burundi	23.013	38.919	63.717	212.316
MU	Mauritius	46.729.099	142.522.923	5.950.112	18.387.161
RW	Rwanda	16.478	60.891	83.726	169.676
YT	Mayotte	153.622	447.744	142.882	403.608
CD	Kongo	1.307.503	5.705.949	2.671.431	7.792.882
SS	South Sudan	-	2	-	1
AU	Australia	243.240.734	768.877.358	269.338.733	769.151.165
NZ	Selandia Baru	74.050.476	319.157.225	58.099.970	166.370.898
FM	Mikronesia	37.031	201.060	71.084	295.988
GU	Guam	89.823	146.383	69.300	150.305
PW	Belau	24.645	35.510	53.007	133.546
NR	Nauru	10.679	18.241	46.491	66.994
NC	Kaledonia Baru	432.432	1.014.882	1.804.678	3.623.323
MP	Northern Mariana Islands	11.017	69.563	25.683	115.524
VC	Saint Vincent dan Grenadin	14.450	106.991	301.189	978.435
VU	Vanuatu	350.621	815.083	537.881	1.254.187
WF	Wallis And Futuna Islands	4.000	16.258	17.203	71.554
AS	American Samoa	3.364	64.790	8.247	53.265
CK	Cook Islands	20.105	51.671	101.913	221.286
FJ	Fiji	861.861	30.426.975	2.711.011	8.544.892
KI	Kiribati	136.293	386.281	318.861	808.602
MH	Marshall (Kepulauan)	105.066	3.456.306	444.002	4.025.412
WS	Samoa	572.587	1.256.589	1.037.011	2.086.005
SB	Kepulauan Solomon	849.378	2.405.530	1.814.856	4.661.618
TO	Tonga	85.826	498.593	186.285	882.999
TV	Tuvalu	-	0	-	39
CX	Christmas Islands	-	1.031	-	1.340
TK	Tokelau	-	376	-	8.044
TL	Timor Leste	39.396.678	121.343.669	30.669.379	82.451.333
AQ	Antartica	9.346	19.618	38.572	120.138
US	Amerika Serikat	471.910.830	1.300.194.620	1.967.433.648	5.827.257.735
CA	Kanada	20.885.640	49.152.729	113.980.113	292.213.106
MX	Meksiko	95.399.551	163.018.155	165.315.413	417.955.529
GT	Guatemala	3.884.714	13.631.980	9.603.247	27.210.146

Tabel 4. Ekspor Indonesia menurut Negara Tujuan

Maret 2023

Kode Negara	Negara Tujuan	Berat bersih / Net weight (Kg)		Nilai / Value F.O.B. ( U S \$ )	
		Bulan ini	Kumulatif	Bulan ini	Kumulatif
(1)	(2)	(3)	(4)	(5)	(6)
HN	Honduras	2.653.582	5.911.405	4.751.715	12.211.515
NI	Nikaragua	715.310	2.183.757	2.787.246	9.255.317
PA	Panama	2.104.227	5.318.509	19.569.624	50.789.970
CU	Kuba	556.354	1.436.354	499.564	1.214.358
CW	Curacao	1	1	31	31
SR	Suriname	163.440	461.037	558.723	1.075.781
CL	Cile	4.784.801	14.599.279	19.641.288	57.060.970
VE	Venezuela	1.047.866	3.440.963	1.411.385	4.673.809
AR	Argentina	4.579.493	11.775.793	22.450.692	51.129.013
BR	Brasil	58.642.372	158.831.487	122.438.915	325.995.450
CO	Kolombia	4.675.316	10.592.918	16.266.501	40.231.391
BO	Bolivia	306.100	694.305	491.764	1.074.256
UY	Uruguay	2.234.312	3.666.167	4.690.801	11.409.554
PY	Paraguay	364.062	910.260	2.550.902	6.882.444
EC	Ekuador	4.395.158	11.087.245	7.670.849	23.669.847
PE	Peru	28.282.818	59.003.288	48.356.469	109.567.570
GY	Guyana	157.475	343.940	237.305	664.269
TT	Trinidad dan Tobago	1.632.007	4.900.184	2.804.871	9.258.737
BS	Bahama	31.806	126.481	275.366	950.818
JM	Jamaika	915.184	2.619.996	4.058.035	10.620.067
PR	Puerto Riko	575.780	2.285.833	2.726.069	7.963.669
BZ	Belize	23.676	41.284	22.349	66.744
DO	Republik Dominika	4.611.209	13.095.278	10.507.582	31.602.838
SV	El Salvador	1.330.425	3.390.386	3.459.320	9.245.879
CR	Kosta Rika	20.348.082	38.708.678	15.554.370	37.992.759
HT	Haiti	14.453.285	43.874.174	14.455.794	43.618.560
BB	Barbados	113.308	225.754	603.121	1.353.762
AG	Antigua dan Barbuda	27.621	49.357	63.379	473.743
AI	Anguilla	600	600	3.375	3.375
AW	Aruba	6.738	63.641	54.035	665.717
BM	Bermuda	11.667	51.949	141.178	575.210
CV	Tanjung Verde	222.987	293.568	235.350	316.447
KY	Kepulauan Cayman	4.808	52.609	33.959	452.570
DM	Dominica	190.368	984.624	1.325.946	8.303.058
GF	Guyana Prancis	75.991	166.205	61.842	178.308
PF	Polinesia Prancis	490.599	16.173.784	1.109.766	3.279.662
GL	Grinlandia	0	7	20	867
GD	Grenada	69.475	140.612	381.287	594.249
MQ	Martinik	100.438	376.540	266.431	1.122.322
AN	Antilla Belanda	114.865	298.023	522.512	1.860.632
LC	Santa Lusia	82.199	257.006	675.425	1.163.601
TC	Turks dan Kepulauan Caicos	2.148	4.583	12.779	53.120
GP	Guadeloupe	156.019	464.808	505.738	1.691.060
KN	Saint Kitts dan Nevis	5.696	15.498	82.476	256.519
MS	Montserrat	-	4.098	-	9.033
VG	Kepulauan Virgin (British)	12.494	52.568	64.686	95.854
VI	Kepulauan Virgin (US)	41	8.507	121.253	356.621
GB	Inggris	43.556.133	125.868.414	131.938.455	400.614.896
NL	Belanda	291.430.250	1.215.323.544	285.814.384	963.530.151
FR	Prancis	11.927.907	30.249.505	86.534.900	233.730.826
DE	Jerman	33.518.696	126.424.328	224.791.942	714.282.478
AT	Austria	445.373	1.351.458	5.485.054	14.135.100
BE	Belgia	78.247.438	184.960.956	175.200.570	466.692.473
CH	Swiss	447.143	45.419.820	530.234.958	1.010.318.546
LU	Luksemburg	1.725.732	4.798.753	2.796.138	8.540.419
GI	Gibraltar	-	73.194	-	19.086
MC	Monako	11.021	30.496	207.121	702.013
DK	Denmark	3.886.292	11.367.814	16.188.972	41.016.233
NO	Norwegia	11.218.966	28.845.352	77.518.288	223.175.416
SE	Swedia	6.366.650	17.795.158	18.441.231	53.462.228
FI	Finlandia	1.715.585	3.072.558	3.023.736	7.438.521
IE	Irlandia	2.358.166	6.495.638	9.156.611	25.519.063



Tabel 4. Ekspor Indonesia menurut Negara Tujuan

Maret 2023

Kode Negara	Negara Tujuan	Berat bersih / Net weight (Kg)		Nilai / Value F.O.B. ( U S \$ )	
		Bulan ini	Kumulatif	Bulan ini	Kumulatif
(1)	(2)	(3)	(4)	(5)	(6)
IT	Italia	276.421.526	942.989.824	246.485.739	678.778.619
ES	Spanyol	162.831.629	432.883.402	223.131.724	609.362.634
PT	Portugal	3.183.501	8.319.209	12.761.523	33.980.260
IS	Islandia	25.026	31.066.343	28.075	11.201.358
GR	Yunani	12.806.296	55.712.470	23.960.977	81.758.353
VA	Vatikan	23	23	733	733
AD	Andorra	23.940	23.941	20.212	20.322
LI	Liechtenstein	4.462	9.312	66.216	138.190
HU	Hungaria	413.884	4.013.726	6.294.733	21.553.602
PL	Polandia	181.514.520	367.465.127	89.220.815	235.604.112
RO	Rumania	4.868.032	15.423.059	10.292.501	32.298.647
BG	Bulgaria	1.844.978	5.210.665	4.489.720	12.917.288
AL	Albania	1.031.239	1.995.793	2.161.797	3.793.348
AM	Armenia	82.802	133.505	240.496	380.093
AZ	Azerbaijan	540.730	929.690	994.074	1.818.234
BY	Belarus	39.266	77.292	88.042	132.770
KZ	Kazakistan	671.655	2.881.232	5.051.979	28.107.706
KG	Kirgistan	1.654	165.916	11.856	304.249
MD	Moldova	18.394	18.466	30.216	41.484
TJ	Tajikistan	117.771	269.311	165.413	391.944
TM	Turkmenistan	421.186	811.757	511.955	976.725
UA	Ukraina	219.178	614.779	878.906	2.074.895
UZ	Uzbekistan	342.327	1.873.400	491.114	3.042.679
LT	Lituania	1.649.249	2.906.590	2.216.134	4.289.116
LV	Latvia	2.566.068	14.105.702	4.087.796	17.854.256
EE	Estonia	27.897.543	80.536.472	34.089.106	92.957.088
GE	Georgia	20.961.282	36.997.455	3.146.160	21.388.485
HR	Kroasia	157.524.141	248.720.320	18.646.794	38.565.422
BA	Bosnia-Herzegovina	58	313.706	2.515	305.063
MT	Malta	122.646	296.963	313.516	1.164.888
SK	Slovakia	230.701	1.789.053	2.829.975	11.330.508
SI	Slovenia	83.785.445	91.812.610	18.417.074	34.915.391
CZ	Republik Cheska	504.090	1.417.125	6.888.486	15.665.426
MK	Makedonia	175.255	466.710	270.048	825.261
FO	Kepulauan Faeroe	0	1	127	157
RU	Rusia	102.765.417	209.385.149	120.151.715	259.519.268
RS	Serbia	79.319.262	151.349.681	4.467.440	9.422.031
ME	Montenegro	138.003	156.504	261.387	281.869
GG	Guernsey	11	12	650	707
JE	Jersey	1	3	110	175
Total Ekspor		63.960.402.421	168.527.863.205	23.415.993.726	67.061.113.074

Tabel 5 : Ekspor Indonesia menurut Provinsi dan Pelabuhan muat

Maret 2023

Pelabuhan	Pelabuhan Muat	Berat bersih / Net weight (Kg)		Nilai / Value F.O.B. ( U S \$ )	
		Bulan ini	Kumulatif	Bulan ini	Kumulatif
(1)	(2)	(3)	(4)	(5)	(6)
<b>Aceh</b>		<b>808.013.813</b>	<b>2.606.288.264</b>	<b>57.573.983</b>	<b>173.397.798</b>
IDMEQ	Meulaboh	743.322.000	2.518.888.000	37.242.842	132.458.239
IDCLG	Calang	6.399.916	18.799.738	6.719.912	18.975.728
IDLSW	Lhok Seumawe	13.123.450	23.400.618	3.574.992	11.698.897
IDAUN	Blang Lancang (Arun)	16.138.090	16.138.090	9.733.100	9.733.100
IDKRU	Krueng R. Malahayati	29.010.000	29.039.401	205.971	426.479
IDTPK	Tapaktuan	7.633	7.633	65.409	65.409
IDKLS	Kuala Langsa	10.614	10.614	26.362	26.362
IDBTJ	Blang Bintang (U)	2.110	4.171	5.395	13.584
<b>Sumatera Utara</b>		<b>817.517.570</b>	<b>2.574.662.535</b>	<b>910.392.924</b>	<b>2.642.964.555</b>
IDBLW	Belawan	696.914.761	2.032.087.047	792.188.743	2.243.535.771
IDKTJ	Kuala Tanjung	116.787.353	531.770.809	110.405.754	377.439.053
IDKNO	Kuala Namu International Airport (U)	137.604	294.796	5.840.311	16.407.541
IDTJB	Tanjung Balai Asahan	3.677.851	10.509.883	1.958.115	5.582.189
<b>Sumatera Barat</b>		<b>402.348.175</b>	<b>1.184.950.672</b>	<b>191.173.414</b>	<b>589.596.214</b>
IDTBY	Padang/Tl.Bayur	402.346.566	1.184.941.585	191.161.312	589.566.564
IDPDG	Padang / Tabing (U)	1.609	9.087	12.102	29.649
<b>Riau</b>		<b>2.150.321.644</b>	<b>6.616.285.116</b>	<b>1.468.746.181</b>	<b>4.723.396.752</b>
IDDUM	Dumai	1.327.379.127	4.384.537.906	1.000.435.786	3.358.254.403
IDBUN	Buatan	271.170.183	748.406.966	169.550.437	473.746.531
IDPWG	Perawang, Sumatra	172.030.321	509.503.515	155.269.887	465.817.482
IDSEQ	Sungai Pakning	127.604.060	407.920.189	80.618.418	271.193.271
IDSUQ	Sungai Guntung	26.978.721	69.049.972	21.910.854	60.897.263
IDSSI	Siak Sri Indrapura	69.316.469	246.140.094	11.114.996	32.066.169
IDLAT	Lalang Terminal, St	28.421.000	50.009.000	16.524.110	28.920.728
IDKEN	Kuala Enok	101.693.252	113.536.396	5.154.147	10.326.135
IDRGA	Rengat	3.836.371	31.257.197	2.874.376	8.681.624
IDKGD	Kuala Gaung	13.116.093	33.968.323	2.384.416	6.274.976
IDSPA	Selat Panjang	5.412.837	12.027.297	1.133.749	2.547.418
IDBLS	Bengkalis	622.019	1.325.219	947.138	2.190.903
IDTEM	Tembilahan	1.722.155	5.589.455	325.132	1.113.320
IDPAK	Pekan Baru	421.557	824.623	260.575	515.504
IDBAG	Bagan Siapi-API	82.350	444.615	53.139	307.871
IDTMD	Tanjung Medang	338.970	1.242.350	106.799	274.966
IDPAI	Panipahan	176.160	492.300	82.222	232.188
IDPEK	Pekanbaru (Rumbai)	-	9.700	-	36.000
<b>Jambi</b>		<b>1.055.619.678</b>	<b>2.937.482.889</b>	<b>121.676.220</b>	<b>374.235.361</b>
IDMSK	Muara Sabak	791.839.656	2.358.025.416	67.986.267	216.238.350
IDDJM	Jambi	83.338.711	227.551.554	33.127.605	111.170.621
IDKTK	Kuala Tungkal	42.610.711	114.385.930	11.357.076	29.281.549
IDMSA	Muara Sabak	137.830.590	237.519.979	9.200.061	17.539.610
IDDJB	Palmerah/Sultan Thaha (U)	10	11	5.211	5.232

Tabel 5 : Ekspor Indonesia menurut Provinsi dan Pelabuhan muat

Maret 2023

Pelabuhan	Pelabuhan Muat	Berat bersih / Net weight (Kg)		Nilai / Value F.O.B. ( U S \$ )	
		Bulan ini	Kumulatif	Bulan ini	Kumulatif
(1)	(2)	(3)	(4)	(5)	(6)
<b>Sumatera Selatan</b>		<b>4.582.764.026</b>	<b>11.450.621.190</b>	<b>621.024.950</b>	<b>1.698.249.774</b>
IDMRI	Musi River/Boom Baru	4.503.526.188	11.233.080.799	576.822.047	1.589.750.648
IDPLA	Palembang - Plaju	-	99.103.514	-	54.260.334
IDSUG	Sungai Gerong	57.466.323	69.884.323	33.233.232	38.559.312
IDPLM	Sm. Badaruddin (U)	21.771.515	21.771.547	10.969.671	10.972.441
IDPLS	Palembang-Kertapati	-	26.781.007	-	4.707.039
<b>Bengkulu</b>		<b>313.938.605</b>	<b>646.896.141</b>	<b>24.312.566</b>	<b>52.762.482</b>
IDPBA	Pulau Baai	306.287.548	544.814.267	23.719.838	48.627.745
IDBTN	Bintuhan	-	86.382.000	-	2.905.027
IDBKU	Bengkulu	7.651.057	15.699.874	592.727	1.229.711
<b>Lampung</b>		<b>1.923.068.327</b>	<b>4.008.056.706</b>	<b>439.096.811</b>	<b>1.135.667.617</b>
IDTRH	Tarahan	1.371.763.791	2.892.749.674	275.907.184	667.454.038
IDPJG	Panjang	551.304.536	1.115.307.032	163.189.627	468.213.580
<b>Kepulauan Bangka Belitung</b>		<b>39.464.022</b>	<b>102.503.461</b>	<b>132.456.891</b>	<b>281.085.799</b>
IDPGX	Pangkal Balam	4.006.716	6.885.287	84.225.699	137.630.241
IDMUO	Muntok	1.100.000	2.925.000	26.115.250	75.686.850
IDMAN	Manggar-Belitung	29.349.306	84.147.174	21.878.298	67.136.448
IDTPD	Tanjung Pandan	5.007.000	8.544.000	222.000	600.797
IDPGK	Pangkal Pinang (U)	1.000	2.000	15.644	31.464
<b>Kepulauan Riau</b>		<b>2.017.227.167</b>	<b>6.924.896.730</b>	<b>1.667.875.932</b>	<b>5.099.671.194</b>
IDBTU	Batu Ampar	130.843.309	527.733.844	858.440.572	2.715.384.261
IDSKP	Sekupang	14.020.523	47.241.765	223.545.170	633.620.005
IDTBK	Tanjung Balai Karimun	840.070.178	2.573.936.149	164.647.336	627.404.361
IDKAB	Kabil/Panau	80.307.099	2.110.367.262	81.517.791	366.043.534
IDTER	Terempa	219.068.000	610.647.400	98.510.122	281.237.555
IDBPD	Belakang Padang	114.557.467	422.398.333	59.382.084	221.850.294
IDTBT	Tanjung Batu, Riau	369.690.000	369.971.000	93.258.596	93.365.286
IDLBM	Lobam	604.879	1.335.040	13.932.983	41.960.856
IDTPN	Tanjung Pinang	38.703.178	38.713.265	25.734.823	25.939.369
IDPSS	Pulau Sambu	922.000	2.914.000	3.235.375	23.235.375
IDBTH	Hang Nadim (U)	68.382	115.550	10.365.507	18.954.001
IDKIJ	Kijang	17.360.051	20.547.754	12.431.541	17.520.480
IDBTM	Batam Island	2.264.566	5.397.401	6.006.246	14.468.741
IDUNA	Udang Natuna	16.691.500	16.691.500	10.409.125	10.409.125
IDTAN	Tanjung Uban	167.500.000	167.500.000	5.915.475	5.915.475
IDMWK	Matak	-	24.270	-	1.088.196
IDTNJ	Kijang	189.710	437.565	450.982	1.011.916
IDNTX	Natuna Ranai	8.419	26.577	51.314	162.062
IDPAS	Pasir Panjang	4.353.000	8.883.000	24.981	55.082
IDSRN	Serasan	4.892	15.042	15.649	44.963
IDNON	Nongsa	15	15	258	258

Tabel 5 : Ekspor Indonesia menurut Provinsi dan Pelabuhan muat

Maret 2023

Pelabuhan	Pelabuhan Muat	Berat bersih / Net weight (Kg)		Nilai / Value F.O.B. ( U S \$ )	
		Bulan ini	Kumulatif	Bulan ini	Kumulatif
(1)	(2)	(3)	(4)	(5)	(6)
<b>DKI Jakarta</b>		<b>1.461.090.614</b>	<b>4.227.934.406</b>	<b>6.124.648.790</b>	<b>16.853.379.101</b>
IDTPP	Tanjung Priok	1.452.768.621	4.125.147.195	4.893.282.839	13.984.452.404
IDCGK	Soekarno-Hatta (U)	8.289.149	25.673.417	1.230.647.835	2.845.118.458
IDKLB	Kalibaru	-	77.000.000	-	21.322.901
IDHLP	Halim Perdana Kusuma (U)	-	45.245	-	1.548.140
IDJKT	Jakarta / Pasar Ikan	32.844	68.549	718.116	937.197
<b>Jawa Barat</b>		<b>48.605.939</b>	<b>180.804.182</b>	<b>173.440.116</b>	<b>551.636.199</b>
IDPMB	Patimban	15.495.776	47.958.809	155.514.671	479.187.958
IDBLG	Balongan	33.104.426	132.839.636	17.911.150	72.433.945
IDBDO	Husein Sastranegara (U)	5.737	5.737	14.296	14.296
<b>Jawa Tengah</b>		<b>323.499.549</b>	<b>883.757.008</b>	<b>643.063.884</b>	<b>1.802.049.805</b>
IDTES	Tanjung Emas	202.638.721	564.315.343	622.553.130	1.739.501.324
IDCXP	Cilacap	120.851.873	319.352.097	20.358.251	61.589.654
IDSRG	Achmad Yani (U)	462	74.968	10.296	692.073
IDSOC	Solo/Jebres/Adi Sumarmo (U)	8.493	14.600	142.206	266.753
<b>Di Yogyakarta</b>		<b>47.944</b>	<b>85.312</b>	<b>418.740</b>	<b>1.095.922</b>
IDYIA	Yogyakarta International Airport(U)	47.944	85.204	418.740	1.089.222
IDJOG	Adi Sucipto (U)	-	108	-	6.700
<b>Jawa Timur</b>		<b>1.152.659.490</b>	<b>3.957.041.788</b>	<b>1.866.488.456</b>	<b>5.212.828.532</b>
IDTPE	Tanjung Perak	778.730.691	2.712.543.845	1.603.081.005	4.462.963.540
IDGRE	Gresik	217.146.161	595.397.725	125.150.152	335.964.883
IDSUB	Juanda (U)-Surabaya	611.095	1.487.522	59.836.681	217.759.025
IDTUB	Tuban	120.253.360	596.542.400	53.647.787	169.019.371
IDKLG	Kalianget	35.918.183	35.918.183	24.772.831	24.772.831
IDPRO	Probolinggo	-	15.152.113	-	2.348.882
<b>Banten</b>		<b>516.158.529</b>	<b>1.647.067.986</b>	<b>210.407.399</b>	<b>455.774.321</b>
IDCIG	Cigading	85.813.476	247.087.484	55.183.840	148.807.784
IDTLN	Tanjung Leneng	93.892.854	218.057.550	66.052.225	139.117.317
IDMRK	Merak	27.086.819	97.004.534	57.431.708	88.551.324
IDCGD	Cigading	32.165.380	57.989.959	21.229.151	38.233.997
IDBYH	Bayah	277.200.000	1.001.567.000	10.510.475	38.163.926
IDCIW	Ciwandan	-	25.361.459	-	2.899.974
<b>Bali</b>		<b>924.778</b>	<b>2.585.219</b>	<b>27.055.233</b>	<b>76.712.307</b>
IDDPS	Ngurah Rai (U)	839.778	2.450.219	26.954.520	76.379.344
IDCBW	Celukan Bawang	10.000	33.000	70.000	255.000
IDBOA	Benoa/Loloan	75.000	102.000	30.713	77.963
<b>Nusa Tenggara Barat</b>		<b>44.722.835</b>	<b>180.927.802</b>	<b>147.055.732</b>	<b>568.079.890</b>
IDBEN	Benete	44.718.830	168.269.662	146.511.542	563.410.062
IDBDS	Badas Sumbawa	-	12.650.000	-	3.788.950
IDLOP	Bandara Udara Internasional (Lombok)	4.005	8.140	544.190	880.878

Tabel 5 : Ekspor Indonesia menurut Provinsi dan Pelabuhan muat

Maret 2023

Pelabuhan	Pelabuhan Muat	Berat bersih / Net weight (Kg)		Nilai / Value F.O.B. ( U S \$ )	
		Bulan ini	Kumulatif	Bulan ini	Kumulatif
(1)	(2)	(3)	(4)	(5)	(6)
<b>Nusa Tenggara Timur</b>		<b>8.533.720</b>	<b>26.138.976</b>	<b>5.728.751</b>	<b>15.396.997</b>
IDATA	Atapupu	6.540.731	22.761.945	4.513.202	12.617.757
IDABU	Atambua (U)	1.992.989	3.377.030	1.215.549	2.779.240
<b>Kalimantan Barat</b>		<b>363.313.622</b>	<b>2.865.800.730</b>	<b>128.160.987</b>	<b>513.956.143</b>
IDPON	Pontianak	174.169.374	1.712.364.498	72.351.515	311.213.641
IDKDW	Kendawangan	187.871.660	1.104.335.254	53.256.200	194.774.689
IDJBB	Jagoibabang	142.106	305.031	1.409.844	3.104.369
IDTMO	Telok Melano	-	46.061.696	-	2.118.838
IDENT	Entikong	807.016	1.722.102	675.071	1.588.302
IDPNK	Supadio (U)	5.456	8.380	277.695	605.062
IDARK	Aruk	313.565	999.324	176.811	537.391
IDNBF	Nanga Badau	4.445	4.445	13.852	13.852
<b>Kalimantan Tengah</b>		<b>235.570.654</b>	<b>624.020.205</b>	<b>56.976.133</b>	<b>157.047.995</b>
IDKUM	Kumai	205.680.670	513.478.978	51.924.572	140.773.375
IDSQM	Sampit	27.589.717	103.686.567	2.512.956	8.993.552
IDPKN	Pangkalan Bun	2.300.210	6.854.603	2.529.920	7.272.383
IDPAR	Pangkalan Air (U)	57	57	8.685	8.685
<b>Kalimantan Selatan</b>		<b>16.363.614.296</b>	<b>40.864.760.672</b>	<b>1.582.411.104</b>	<b>4.659.519.855</b>
IDBAN	Banjarmasin	8.081.708.705	22.637.330.914	898.581.979	2.859.978.650
IDSTU	Satui	5.244.888.579	11.066.074.579	388.656.492	883.063.918
IDKTB	Kotabaru	2.058.193.000	4.057.646.937	129.485.067	315.604.255
IDNPL	North Pulau Laut	366.406.000	1.368.635.000	44.515.302	243.588.454
IDTAR	Tarjun	142.482.790	396.051.892	69.645.078	212.662.711
IDASA	Asam Asam	261.111.000	1.028.436.000	23.172.301	93.906.877
IDPUT	Pulau Laut	195.878.745	297.628.237	19.618.223	41.483.757
IDKBU	Kotabaru (U)	12.900.986	12.900.986	8.251.526	8.251.526
IDBDJ	Samsudin Noor (U)	44.491	56.127	485.135	979.709
<b>Kalimantan Timur</b>		<b>24.453.703.623</b>	<b>60.380.365.541</b>	<b>2.850.504.425</b>	<b>7.951.046.966</b>
IDSRD	Samarinda	9.051.843.073	22.444.716.286	836.587.891	2.317.042.700
IDBPP	Balikpapan	3.621.871.862	9.184.741.836	664.440.547	1.867.180.146
IDTBA	Tanjung Bara, KI	4.300.763.000	9.490.145.000	433.941.335	1.157.286.797
IDBTG	Bontang	1.155.578.084	3.438.000.234	352.643.667	1.110.043.054
IDADB	Adang Bay	2.009.981.000	5.493.173.000	185.488.314	550.139.290
IDMUB	Muara Berau	1.501.231.000	5.112.247.000	159.438.873	539.196.485
IDTRD	Tanjung Redep	1.619.085.510	2.223.647.510	160.529.648	253.560.078
IDSKI	Sangkulirang	1.193.198.000	2.992.910.262	56.444.849	154.775.514
IDBPN	Sepinggan (U)	127.094	195.432	979.300	1.428.416
IDKRG	Kariangau	25.000	588.981	10.000	394.486
<b>Kalimantan Utara</b>		<b>2.292.372.407</b>	<b>6.135.816.660</b>	<b>198.935.932</b>	<b>593.935.354</b>
IDLIN	Lingkas Tarakan	1.137.047.953	2.796.247.285	133.495.930	349.069.438
IDNNX	Nunukan	113.477.144	487.886.660	19.923.993	123.129.085
IDBYQ	Bunyu	500.118.000	1.632.881.000	17.423.521	60.832.015
IDTJS	Tanjung Selor	541.608.910	1.218.638.115	27.451.020	59.930.348

Tabel 5 : Ekspor Indonesia menurut Provinsi dan Pelabuhan muat

Maret 2023

Pelabuhan	Pelabuhan Muat	Berat bersih / Net weight (Kg)		Nilai / Value F.O.B. ( U S \$ )	
		Bulan ini	Kumulatif	Bulan ini	Kumulatif
(1)	(2)	(3)	(4)	(5)	(6)
IDTRK	Tarakan (U)	120.400	120.400	641.467	641.467
IDJUA	Juata Tarakan	-	43.200	-	333.000
<b>Sulawesi Utara</b>		<b>58.710.724</b>	<b>289.861.468</b>	<b>52.712.779</b>	<b>191.259.605</b>
IDBIT	Bitung	47.621.864	176.179.597	41.366.607	153.148.459
IDAMU	Amurang	11.001.932	43.704.533	10.259.307	31.856.391
IDLUK	Labuhan Uki	-	69.750.000	-	3.340.635
IDMDC	Sam Ratulangi (U)	60.164	161.173	675.855	1.922.872
IDPET	Petta	26.242	63.830	310.650	765.923
IDLIR	Lirung	522	2.335	100.360	225.325
<b>Sulawesi Tengah</b>		<b>1.116.884.854</b>	<b>3.231.171.921</b>	<b>1.654.562.131</b>	<b>4.769.341.664</b>
IDBAH	Bahudopi	721.196.944	2.084.634.230	1.216.565.261	3.550.552.765
IDLuw	Luwuk	217.383.097	723.808.997	151.538.088	543.801.095
IDKNL	Kolonodale	105.064.117	252.379.158	208.967.790	494.604.145
IDPAT	Pantoloan	57.063.405	122.246.498	50.818.623	104.395.349
IDMOW	Morowali	16.173.486	44.567.211	26.661.189	74.841.721
IDAPI	Apiapi	-	3.500.000	-	1.071.000
IDPTL	Pantoloan, Sv	-	19.711	-	33.555
IDPLW	Mutiara-Palu (U)	218	12.530	532	31.387
IDDOG	Donggala (U)	3.586	3.586	10.648	10.648
<b>Sulawesi Selatan</b>		<b>159.258.462</b>	<b>454.976.191</b>	<b>194.285.762</b>	<b>602.712.516</b>
IDMLI	Malili, Sulawesi	6.920.857	20.459.729	114.120.204	363.180.167
IDMAK	Makassar	44.689.684	148.789.643	74.614.181	225.444.045
IDBKI	Biring Kassi	107.421.520	285.253.412	4.161.923	11.258.893
IDUPG	Hasanuddin (U)	210.656	427.545	1.226.539	2.310.760
IDUJU	Ujungpandang	15.745	45.862	162.915	518.652
<b>Sulawesi Tenggara</b>		<b>214.710.916</b>	<b>524.136.352</b>	<b>420.538.829</b>	<b>1.070.683.072</b>
IDKDR	Kendari	214.684.491	524.083.169	420.292.573	1.070.342.655
IDKDI	Wolter Monginsidi (U)	26.424	53.183	246.255	340.418
<b>Gorontalo</b>		<b>10.500.531</b>	<b>85.514.225</b>	<b>2.812.074</b>	<b>20.517.920</b>
IDGOR	Gorontalo	10.500.000	85.512.370	2.806.300	20.497.535
IDGTO	Jalaluddin(U)	531	1.855	5.774	20.385
<b>Sulawesi Barat</b>		-	<b>21.341.840</b>	-	<b>2.614.930</b>
IDMJU	Mamuju	-	21.341.840	-	2.614.930
<b>Maluku</b>		<b>1.114.772</b>	<b>2.406.825</b>	<b>5.334.051</b>	<b>11.952.099</b>
IDAMB	Ambon	1.048.569	2.293.957	4.737.356	10.918.927
IDAMQ	Pattimura/Laha (U)	66.203	104.168	596.694	942.571
IDLUV	Tual	-	8.700	-	90.600
<b>Maluku Utara</b>		<b>402.742.077</b>	<b>1.099.157.347</b>	<b>714.668.325</b>	<b>2.404.178.824</b>
IDWED	Weda	201.810.770	689.036.860	483.827.362	1.792.340.262
IDOBI	Obi Island	88.275.668	236.963.986	218.434.083	593.634.775

Tabel 5 : Ekspor Indonesia menurut Provinsi dan Pelabuhan muat

Maret 2023

Pelabuhan	Pelabuhan Muat	Berat bersih / Net weight (Kg)		Nilai / Value F.O.B. ( U S \$ )	
		Bulan ini	Kumulatif	Bulan ini	Kumulatif
(1)	(2)	(3)	(4)	(5)	(6)
IDTAX	Taliabu	112.628.000	173.128.000	12.153.455	17.936.045
IDTTE	Ternate	25.402	25.402	213.102	213.102
IDSQN	Sanana (U)	2.237	3.099	40.324	54.640
<b>Papua Barat</b>		<b>456.167.673</b>	<b>1.436.328.311</b>	<b>278.378.993</b>	<b>868.170.239</b>
IDNTI	Bintuni, Irian Jaya	442.513.079	1.354.157.162	276.312.432	861.780.617
IDMKW	Manokwari	13.549.988	81.957.948	713.324	3.682.176
IDSOR	Sorong	77.736	138.261	1.055.506	1.889.501
IDSOQ	Sorong / Jefman (U)	26.870	74.940	297.731	817.944
<b>Papua</b>		<b>165.211.388</b>	<b>353.218.538</b>	<b>443.075.230</b>	<b>936.195.272</b>
IDTIM	Amamapare	160.501.300	345.163.615	439.451.889	929.809.128
IDZRI	Serui	4.564.870	7.791.755	3.416.768	5.983.262
IDJYP	Jayapura	137.156	255.106	138.351	334.659
IDBIK	Frans Kasiepo (U)	8.062	8.062	68.222	68.222
<b>Total Ekspor</b>		<b>63.960.402.421</b>	<b>168.527.863.205</b>	<b>23.415.993.726</b>	<b>67.061.113.074</b>

Sumber : dokumen PEB dan non PEB, diolah

# DATA

MENCERDASKAN BANGSA



***BADAN PUSAT STATISTIK***

Jl. dr. Sutomo No. 6-8 Jakarta 10710  
Telp : (021) 3841195, 3842508, 3810291-4, Fax : (021) 3857046  
Homepage : <http://www.bps.go.id> E-mail : [bpsHQ@bps.go.id](mailto:bpsHQ@bps.go.id)

ISSN 2745-3987



9 772745 398704