



Katalog/Catalog: 8202002

BULETIN STATISTIK PERDAGANGAN LUAR NEGERI
FOREIGN TRADE STATISTICAL BULLETIN

EKSPOR/EXPORTS

MENURUT KELOMPOK KOMODITI DAN NEGARA
By Commodity and Country Group

2017

Februari/February



BADAN PUSAT STATISTIK
BPS-Statistics Indonesia

BULETIN STATISTIK PERDAGANGAN LUAR NEGERI
FOREIGN TRADE STATISTICAL BULLETIN

EKSPOR/EXPORTS

MENURUT KELOMPOK KOMODITI DAN NEGARA
By Commodity and Country Group

2017

Februari/February



Buletin Statistik Perdagangan Luar Negeri
Foreign Trade Statistical Bulletin

EKSPOR / EXPORTS

Menurut Kelompok Komoditi dan Negara Februari 2017
By State and Commodity Groups February 2017

ISSN : 0216-5775

No. Publikasi / Publication Number : 06110.1710

Katalog / Catalog: 8202002

Ukuran Buku / Book Size : 21 cm x 29 cm

Jumlah Halaman / Total Pages : xvi + 170 **Halaman / Pages**

Naskah / Manuscript :

Subdirektorat Statistik Ekspor

Sub-directorate of Export Statistics

Gambar Kulit / Cover Design :

Subdirektorat Publikasi dan Kompilasi Statistik

Sub-directorate of Statistical Publication and Compilation

Diterbitkan oleh / Published by :

© **Badan Pusat Statistik / BPS-Statistics Indonesia**

Dicetak oleh / Printed by :

CV Zehada Anugrah

Dilarang mengumumkan, mendistribusikan, mengomunikasikan dan/atau menggandakan sebagian atau seluruh isi buku ini tanpa izin tertulis dari Badan Pusat Statistik

Prohibited to announce, distributed, communicate, and / or copy part or all of this book for commercial purpose without permission from BPS-Statistics Indonesia

KATA PENGANTAR

Buletin Statistik Perdagangan Luar Negeri Ekspor yang diterbitkan secara bulanan oleh Badan Pusat Statistik (BPS), memuat data ekspor menurut sektor pertanian, industri pengolahan dan pertambangan, dan perkembangan ekspor Indonesia menurut negara tujuan. Angka ekspor yang disajikan adalah angka ekspor kumulatif, Januari sampai Februari 2017. Pada terbitan ini pengelompokan komoditi menurut sektor mengalami perubahan karena menyesuaikan dengan struktur KBLI 2015.

Buletin Ekspor ini juga memuat penjelasan ringkas tentang perbandingan, pertumbuhan, dan peranan ekspor yang menonjol atau signifikan. Diharapkan buletin ini dapat membantu para pengguna data, utamanya pengguna data ekspor dalam menyusun perencanaan dan kebijakan yang terkait dengan masalah ekspor atau perekonomian lainnya.

Kepada pengguna data diharapkan dapat memberikan saran dan kritik yang konstruktif guna perbaikan buletin ini untuk masa yang akan datang dan peningkatan layanan masyarakat yang harus dilakukan oleh BPS. Akhirnya, ucapan terima kasih kami sampaikan kepada semua pihak yang telah memungkinkan buletin ini dapat diterbitkan. Semoga bermanfaat.

Jakarta, April 2017

Kepala Badan Pusat Statistik



Suhariyanto

ISI / CONTENT

| | Halaman / Page |
|---|----------------|
| Kata Pengantar / <i>Preface</i> | iii |
| Isi / <i>Content</i> | iv |
| Ringkasan / <i>Highlight</i> .. | vii-xvi |
| Tabel-tabel / Tables | |
| Tabel 1. Ringkasan Perkembangan Ekspor Indonesia Januari – Februari 2016 dan 2017 | 1 |
| Tabel 2. Perkembangan Ekspor Komoditi Pertanian Januari – Februari 2016 dan 2017 | 1 |
| Tabel 3. Perkembangan Ekspor Komoditi Industri Pengolahan Januari – Februari 2016 dan 2017 | 2 |
| Tabel 4. Perkembangan Ekspor Komoditi Pertambangan Januari – Februari 2016 dan 2017 | 7 |
| Tabel 5. Perkembangan Ekspor Komoditi Lainnya Januari – Februari 2016 dan 2017 | 7 |
| Tabel 6. Perkembangan Ekspor Indonesia Menurut Komoditi dan Negara Tujuan Januari – Februari 2016 dan 2017 | 8 |

EKSPOR MENURUT KOMODITI DAN NEGARA

Ekspor Indonesia Januari-Februari 2017 : US\$26,02 miliar

- ▶ Minyak bumi dan gas (migas) US\$2.469,8 juta
- ▶ Nonmigas US\$23.545,4 juta



Migas:

- ▶ Minyak mentah US\$787,9 juta
- ▶ Hasil minyak US\$257,8 juta
- ▶ Gas US\$1.424,1 juta

Nonmigas:

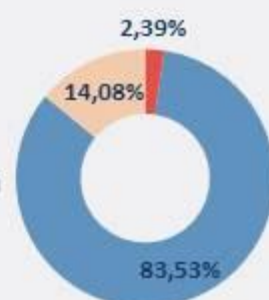
- ▶ Pertanian US\$562,9 juta
- ▶ Industri pengolahan US\$19.667,7 juta
- ▶ Pertambangan dan lainnya US\$3.314,8 juta.



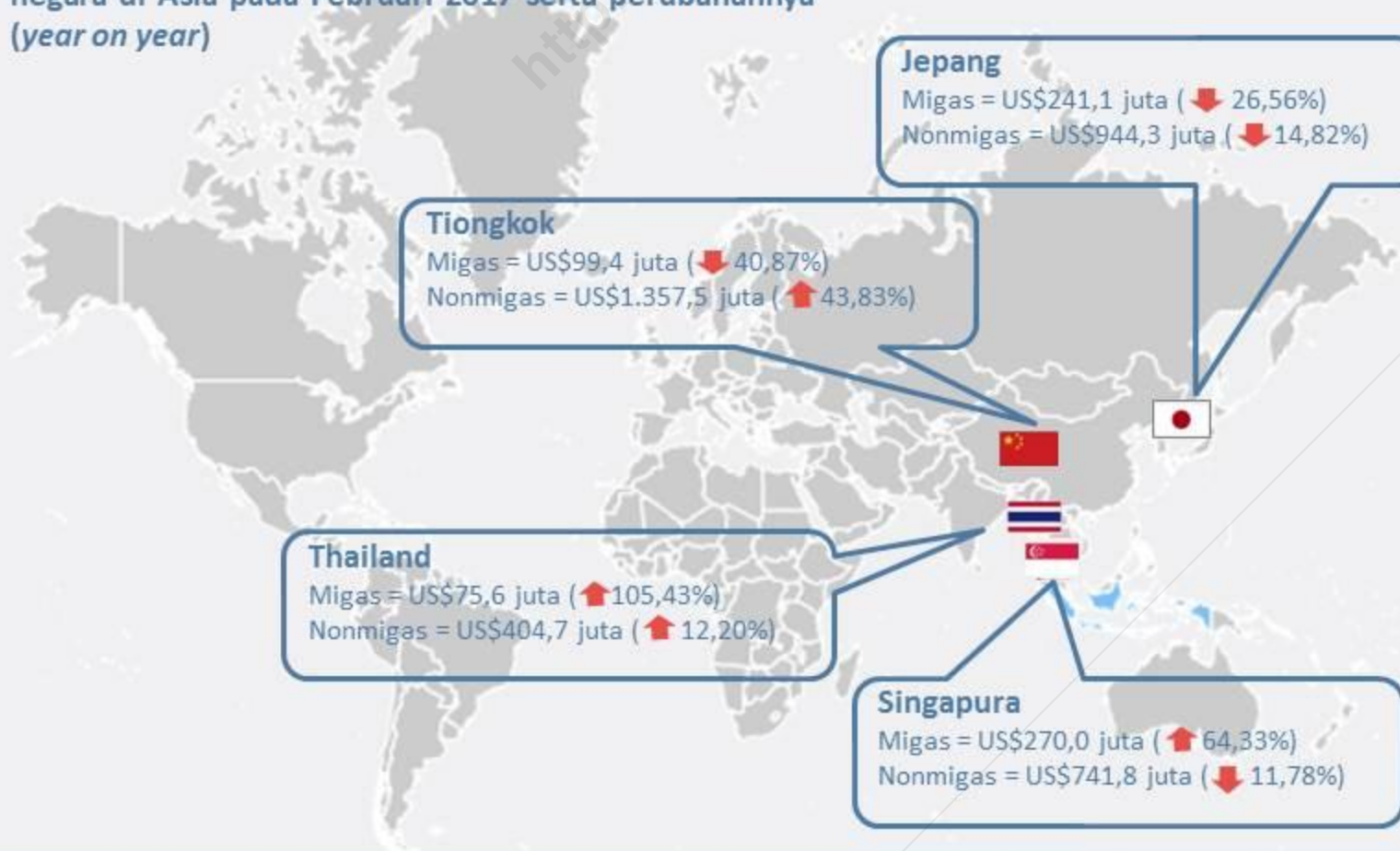
EKSPOR MIGAS



EKSPOR NONMIGAS



Ekspor migas dan nonmigas Indonesia ke beberapa negara di Asia pada Februari 2017 serta perubahannya (year on year)



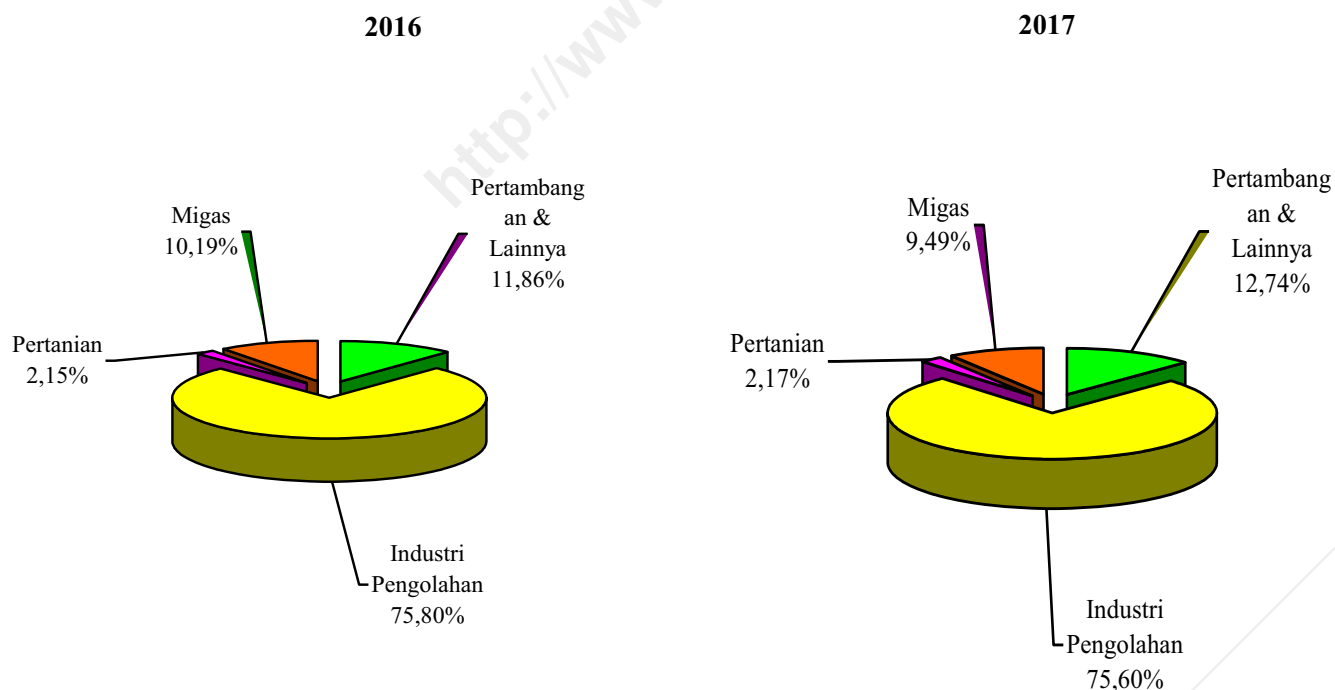
RINGKASAN

Ekspor Indonesia pada Januari – Februari 2017 mencapai volume 81.133,6 ribu ton dengan nilai US\$26.015,2 juta, yang terdiri dari US\$2.469,8 juta hasil ekspor minyak bumi dan gas dan US\$23.545,4 juta hasil ekspor komoditi nonmigas.

Dibandingkan periode yang sama tahun 2016, nilai ekspor tahun 2017 naik US\$4.222,6 juta karena adanya peningkatan

ekspor migas senilai US\$248,5 juta. Demikian juga dari kelompok nonmigas meningkat US\$3.974,1 juta atau naik 20,31 persen dibanding periode yang sama tahun sebelumnya. Pada Februari 2017 harga minyak mentah Indonesia US\$52,50 per barelnya, naik sebesar US\$23,58 per barel dibandingkan Februari 2016.

**Gambar 1 : PERBANDINGAN DAN KOMPOSISI NILAI EKSPOR INDONESIA
JANUARI - FEBRUARI 2016 DAN 2017**

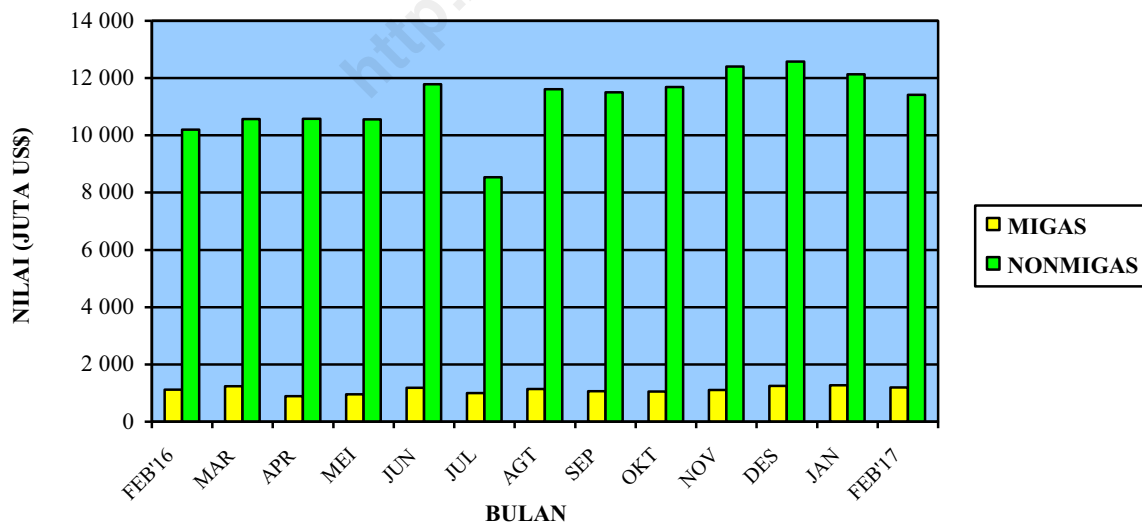


Pada Gambar 1 ditampilkan perbandingan nilai ekspor selama Januari – Februari 2016 dan 2017. Sedangkan pada perkembangannya dari Januari 2016 sampai dengan Januari 2017 disajikan pada Gambar 2, 3, dan 4. Nilai ekspor kelompok migas pada Januari – Februari 2016 senilai US\$2.221,3 juta yang terdiri dari minyak mentah, hasil minyak dan gas masing-masing senilai US\$834,2 juta, US\$140,9 juta, dan US\$1.246,2 juta. Sedangkan pada Januari – Februari 2017 nilai untuk

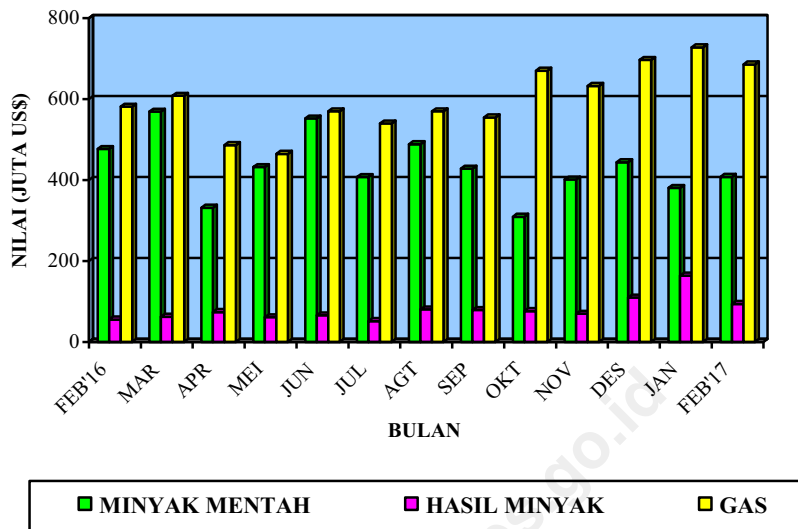
kelompok migas masing-masing sebesar US\$787,9 juta, US\$257,8 juta dan US\$1.424,1 juta.

Nilai ekspor untuk kelompok nonmigas yang terdiri dari pertanian, industri pengolahan serta pertambangan dan lainnya pada Januari – Februari 2016 masing-masing US\$467,2 juta, US\$16.519,8 juta, dan US\$2.584,3 juta. Sementara itu pada Januari – Februari 2017 masing-masing mencapai US\$562,9 juta, US\$19.667,7 juta, dan US\$3.314,8 juta.

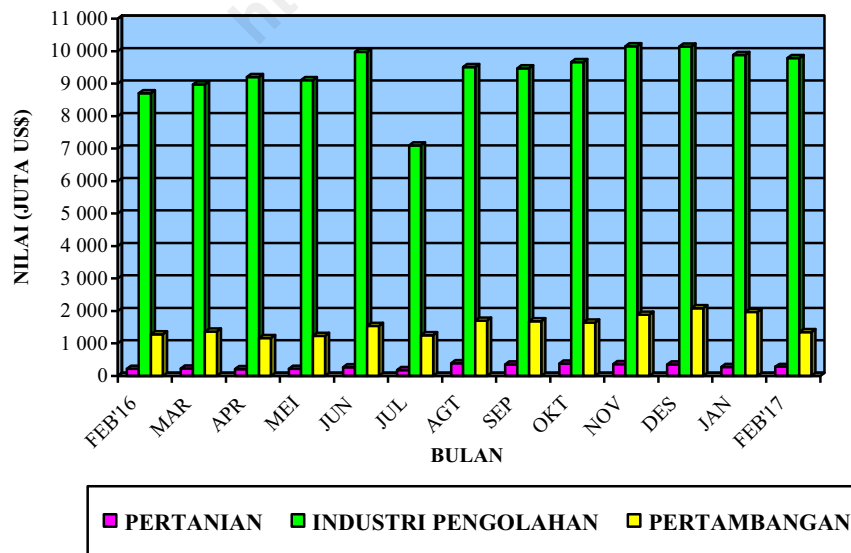
**Gambar 2 : PERKEMBANGAN NILAI EKSPOR MIGAS DAN NONMIGAS
FEBRUARI 2016 – FEBRUARI 2017**



**Gambar 3 : PERKEMBANGAN NILAI EKSPOR KOMODITI MIGAS
FEBRUARI 2016 – FEBRUARI 2017**



**Gambar 4 : PERKEMBANGAN NILAI EKSPOR KOMODITI NONMIGAS
FEBRUARI 2016 – FEBRUARI 2017**



**Tabel A : Ringkasan Ekspor Nonmigas Indonesia (Juta US\$)
Januari 2015 – Februari 2017**

| Tahun dan Bulan | Hasil Sektor Pertanian | Hasil Sektor Industri | Hasil Sektor Tambang | Total |
|------------------------|-------------------------------|------------------------------|-----------------------------|--------------|
| [1] | [2] | [3] | [4] | [5] |
| 2015 | | | | |
| Februari | 261,2 | 8 607,8 | 1 550,4 | 10 419,4 |
| Maret | 294,5 | 9 434,6 | 1 916,1 | 11 645,2 |
| April | 289,7 | 9 757,8 | 1 598,9 | 11 646,4 |
| Mei | 264,6 | 9 203,7 | 1 893,6 | 11 361,9 |
| Juni | 313,5 | 10 120,5 | 1 640,3 | 12 074,2 |
| Juli | 299,3 | 8 057,4 | 1 687,2 | 10 043,9 |
| Agustus | 416,4 | 9 090,1 | 1 688,6 | 11 195,1 |
| September | 375,0 | 9 187,1 | 1 572,7 | 11 134,8 |
| Oktober | 342,9 | 9 129,4 | 1 269,8 | 10 742,2 |
| November | 293,6 | 8 073,8 | 1 257,8 | 9 625,1 |
| Desember | 288,8 | 8 668,0 | 1 660,8 | 10 617,6 |
| 2016 | | | | |
| Januari | 250,8 | 7 815,0 | 1 306,7 | 9 372,6 |
| Februari | 216,4 | 8 704,8 | 1 277,6 | 10 198,7 |
| Maret | 228,9 | 8 971,8 | 1 370,1 | 10 570,7 |
| April | 212,7 | 9 205,5 | 1 165,8 | 10 584,1 |
| Mei | 221,7 | 9 104,2 | 1 230,6 | 10 556,4 |
| Juni | 270,8 | 9 973,5 | 1 542,7 | 11 787,1 |
| Juli | 181,3 | 7 098,7 | 1 252,2 | 8 532,1 |
| Agustus | 394,8 | 9 509,1 | 1 705,7 | 11 609,7 |
| September | 352,4 | 9 466,6 | 1 688,0 | 11 507,0 |
| Oktober | 381,5 | 9 664,4 | 1 640,8 | 12 742,6 |
| November | 366,5 | 10 146,9 | 1 887,1 | 12 400,6 |
| Desember | 358,1 | 10 136,8 | 2 083,6 | 12 578,6 |
| 2017 | | | | |
| Januari | 280,5 | 9 882,8 | 1 966,8 | 12 130,1 |
| Februari | 282,3 | 9 784,9 | 1 348,0 | 11 415,4 |

Dipandang dari negara tujuan ekspor (Tabel B), pada Februari 2017 ekspor migas yang ditujukan ke kawasan Asia Selatan dan Tenggara tercatat US\$467,8 juta, meningkat dibanding tahun 2016. Negara yang memperlihatkan peningkatan ekspor migas adalah Thailand dengan persentase penurunan 105,43 persen, Singapura dengan persentase peningkatan 64,33 persen, dan

Malaysia dengan persentase peningkatan 15,68 persen. Sedangkan Jepang dan Tiongkok memperlihatkan penurunan dibanding tahun 2016, dengan persentase penurunan masing-masing 26,56 persen dan 40,87 persen. Dari Tabel B juga terlihat bahwa total ekspor migas pada Februari 2017 menunjukkan peningkatan 7,62 persen menjadi US\$1.198,1 juta.

Tabel B : Perkembangan Ekspor Migas & Nonmigas Indonesia Menurut Negara Tujuan, Februari 2016 & Februari 2017 (Juta US\$)

| Kawasan Negara Tujuan Ekspor | Migas | | | Nonmigas | | |
|------------------------------|----------------|----------------|---------------|-----------------|-----------------|---------------|
| | Februari 2016 | Februari 2017 | Perubahan (%) | Februari 2016 | Februari 2017 | Perubahan (%) |
| (1) | (2) | (3) | (4) | (5) | (6) | (7) |
| • Asia Timur | 725,3 | 644,4 | -11,15 | 2 868,4 | 3 126,3 | 8,99 |
| - Jepang | 328,3 | 241,1 | -26,56 | 1 108,6 | 944,3 | -14,82 |
| - Tiongkok | 168,1 | 99,4 | -40,87 | 943,8 | 1 357,5 | 43,83 |
| • Asia Selatan & Tenggara | 304,4 | 467,8 | 53,68 | 3 225,6 | 3 874,9 | 20,13 |
| - Thailand | 36,8 | 75,6 | 105,43 | 360,7 | 404,7 | 12,20 |
| - Singapura | 164,3 | 270,0 | 64,33 | 840,9 | 741,8 | -11,78 |
| - Filipina | 0,0 | 0,1 | - | 296,0 | 427,2 | 44,32 |
| - Malaysia | 99,5 | 115,1 | 15,68 | 443,9 | 549,9 | 23,88 |
| • Asia Barat | 0,4 | 0,1 | -75,00 | 441,2 | 419,1 | -5,01 |
| • Afrika | 0,0 | - | - | 275,0 | 395,3 | 43,75 |
| • Australia & Oceania | 49,1 | 40,3 | -17,92 | 327,9 | 199,9 | -39,04 |
| • Amerika Utara | 33,6 | 40,7 | 21,13 | 1 198,7 | 1 417,5 | 18,25 |
| - Amerika Serikat | 33,6 | 40,7 | 21,13 | 1 146,3 | 1 355,9 | 18,28 |
| • Amerika Tengah & Selatan | - | 0,0 | 0,00 | 230,9 | 314,2 | 36,08 |
| • Eropa Barat | 0,5 | 4,8 | 860,00 | 1 444,2 | 1 437,5 | -0,46 |
| • Eropa Timur | - | - | - | 186,8 | 230,7 | 23,50 |
| Total Ekspor | 1 113,3 | 1 198,1 | 7,62 | 10 198,7 | 11 415,4 | 11,93 |

Pada kelompok nonmigas nilai ekspor meningkat hingga menjadi US\$11.415,4 juta, dimana peningkatan terbesar terjadi ke negara Filipina sebesar 44,32 persen.

Pada Tabel 1 disajikan ringkasan perkembangan ekspor Indonesia. Disini terlihat bahwa perolehan ekspor nonmigas terbesar pada Januari – Februari 2017 berasal dari industri pengolahan dengan nilai US\$19.667,7 juta atau sekitar 75,60 persen dari total ekspor, sedangkan pada Januari – Februari 2016 juga berasal dari industri pengolahan dengan nilai US\$16.519,8 juta atau sekitar 75,81 persen dari total ekspor. Dibandingkan periode yang sama tahun sebelumnya, industri pengolahan mengalami peningkatan 19,06 persen.

Pada tabel 2 disajikan perkembangan ekspor komoditi pertanian. Pada Januari – Februari 2017, sepuluh komoditi andalan pertanian terbesar adalah kopi dengan nilai US\$184,9 juta (32,85 persen); tanaman obat, aromatik, dan rempah-rempah dengan nilai US\$88,4 juta (15,71 persen); buah-buahan tahunan dengan nilai US\$53,6 juta (9,52 persen); sarang burung dengan nilai US\$36,1 juta (6,42 persen); lada hitam dengan nilai US\$33,2 juta (5,90 persen); lada putih dengan nilai US\$21,5 juta (3,82 persen); hasil hutan bukan kayu lainnya dengan nilai US\$18,4 juta (3,27 persen);

ikan segar/dingin hasil tangkap dengan nilai US\$17,2 juta (3,06 persen); rumput laut dan ganggang lainnya dengan nilai US\$17,0 juta (3,03 persen); dan kepiting dengan nilai US\$10,4 juta (1,84 persen).

Pada Tabel 3 disajikan perkembangan ekspor komoditi industri pengolahan. Pada Januari – Februari 2017, sepuluh komoditi andalan industri pengolahan adalah minyak kelapa sawit dengan nilai US\$3.706,2 juta (18,84 persen); pakaian jadi (konveksi) dari tekstil dengan nilai US\$1.095,7 juta (5,57 persen); karet remah (*crumb rubber*) dengan nilai US\$860,6 juta (4,38 persen); kimia dasar organik yang bersumber dari hasil pertanian dengan nilai US\$789,8 juta (4,02 persen); peralatan listrik dengan nilai US\$755,8 juta (3,84 persen); kendaraan bermotor roda empat atau lebih dengan nilai US\$537,2 juta (2,73 persen); barang perhiasan dan barang berharga dengan nilai US\$468,2 juta (2,38 persen); besi/baja dengan nilai US\$447,1 juta (2,27 persen); sepatu olahraga dengan nilai US\$441,2 juta (2,24 persen); dan suku cadang kendaraan bermotor roda empat atau lebih dengan nilai US\$367,3 juta (1,87 persen).

Pada tabel 4 disajikan perkembangan ekspor komoditi pertambangan. Pada Januari – Februari 2017, komoditi andalan sektor pertambangan adalah batu bara

dengan nilai US\$2.684,9 juta (81,00 persen) dan bijih tembaga dengan nilai US\$309,6 juta (9,34 persen). Ekspor batu bara meningkat 33,69 persen dibanding periode yang sama tahun sebelumnya, namun bijih tembaga menurun 28,17 persen.

Perkembangan ekspor Indonesia menurut komoditi dan negara tujuan yang disajikan pada Tabel 5, memperlihatkan bahwa ekspor selama ini lebih banyak bertumpu pada 15 komoditi utama, (ringkasan disajikan pada Tabel C yang diurut menurut nilai ekspor nonmigas). Lima belas komoditi tersebut pada Januari – Februari 2017 menyumbang sekitar 56,82 persen dari ekspor nonmigas.

Nilai ekspor minyak kelapa sawit pada Januari – Februari 2017 sebesar US\$3.706,2 juta atau naik US\$1.430,4 juta dari tahun lalu, komoditi ini menyumbang sekitar 15,74 persen ekspor nonmigas nasional. Nilai ekspor barang dari batu bara pada Januari – Februari 2017 naik US\$676,5 juta menjadi US\$2.684,9 juta.

Pada Januari – Februari 2017 nilai ekspor pakaian jadi (konveksi) dari tekstil US\$1.095,7 juta, meningkat sebesar US\$51,0 juta dibanding tahun lalu atau naik 4,88 persen. Nilai ekspor komoditi karet remah (*crumb rubber*) sebesar US\$860,6 juta atau naik 99,36 persen dan nilai ekspor

kimia dasar organik yang bersumber dari hasil pertanian sebesar US\$789,8 juta atau setara 3,35 persen dari keseluruhan perolehan ekspor non migas.

Pada Januari – Februari 2017, nilai ekspor peralatan listrik mencapai US\$755,8 juta, atau terjadi peningkatan sekitar US\$41,0 juta (5,74 persen) dibanding periode tahun sebelumnya senilai US\$714,7 juta. Sedangkan nilai ekspor kendaraan roda empat atau lebih naik US\$290,8 juta (118,06 persen) menjadi US\$537,2 juta.

Nilai Ekspor barang perhiasan dan barang berharga pada Januari – Februari 2017 sebesar US\$468,2 juta atau setara 1,99 persen dari keseluruhan ekspor nonmigas dan nilai ekspor besi/baja pada Januari – Februari 2017 sebesar US\$447,1 juta dimana periode tahun sebelumnya US\$265,2 juta.

Nilai ekspor sepatu olahraga naik US\$42,3 juta menjadi US\$441,2 juta, demikian juga nilai ekspor suku cadang kendaraan roda empat atau lebih pada Januari – Februari 2017 naik 6,35 persen menjadi US\$367,3 juta. Nilai ekspor kertas lainnya naik US\$39,0 juta menjadi US\$320,3 juta, sementara itu nilai ekspor bijih tembaga turun US\$121,4 juta menjadi US\$309,6 juta. Nilai ekspor lignit naik US\$175,9 juta menjadi US\$295,1 juta,

demikian juga nilai ekspor kimia dasar organik yang bersumber dari minyak naik US\$219,2 juta menjadi US\$295,1 juta.

**Tabel C : Ekspor Utama Komoditi Nonmigas
Januari – Februari 2016 dan 2017**

| Komoditi | Nilai FOB (Juta US\$) | | Perubahan | | % Peran 2017 (Terhadap Nonmigas) |
|---|-----------------------|-----------------|----------------|--------------|----------------------------------|
| | 2016 | 2017 | Absolut | Persen | |
| (1) | (2) | (3) | (4) | (5) | (6) |
| Minyak Kelapa Sawit | 2 275,8 | 3 706,2 | 1 430,4 | 62,85 | 15,74 |
| Batu Bara | 2 008,3 | 2 684,9 | 676,5 | 33,69 | 11,40 |
| Pakaian Jadi (Konveksi) dari Tekstil | 1 044,7 | 1 095,7 | 51,0 | 4,88 | 4,65 |
| Karet Remah (Crumb Rubber) | 431,7 | 860,6 | 428,9 | 99,36 | 3,66 |
| Kimia Dasar Organik yang Bersumber dari Hasil Pertanian | 461,9 | 789,8 | 327,8 | 70,97 | 3,35 |
| Peralatan Listrik | 714,7 | 755,8 | 41,0 | 5,74 | 3,21 |
| Kendaraan Bermotor Roda 4 atau Lebih | 246,3 | 537,2 | 290,8 | 118,06 | 2,28 |
| Barang Perhiasan dan Barang Berharga | 963,2 | 468,2 | -495,0 | -51,39 | 1,99 |
| Besi/Baja | 265,2 | 447,1 | 181,9 | 68,59 | 1,90 |
| Sepatu Olahraga | 399,0 | 441,2 | 42,3 | 10,59 | 1,87 |
| Suku Cadang Kendaraan Bermotor Roda 4 atau Lebih | 345,4 | 367,3 | 21,9 | 6,35 | 1,56 |
| Kertas Lainnya | 281,3 | 320,3 | 39,0 | 13,86 | 1,36 |
| Bijih Tembaga | 431,0 | 309,6 | -121,4 | -28,17 | 1,31 |
| Lignit | 123,8 | 299,8 | 175,9 | 142,08 | 1,27 |
| Kimia Dasar Organik yang Bersumber dari Minyak | 75,9 | 295,1 | 219,2 | 288,77 | 1,25 |
| Total Komoditi Utama | 10 068,4 | 13 378,8 | 3 310,4 | 32,88 | 56,82 |

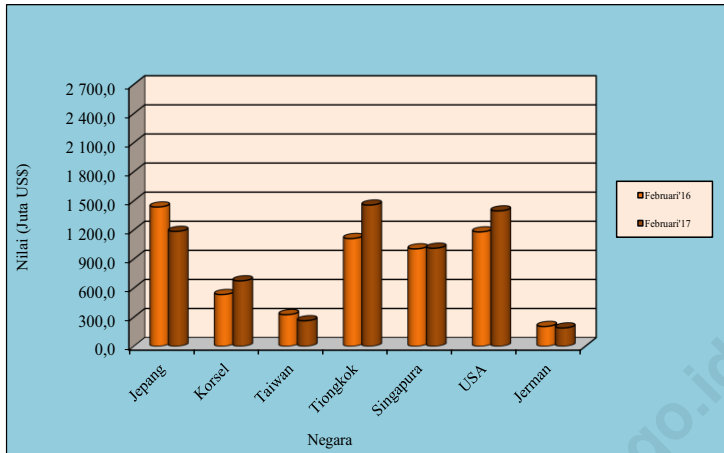
Nilai ekspor pada Januari – Februari 2017 menurut kelompok negara ekonomi ke kelompok negara APEC adalah yang terbesar yaitu mencapai 67,83 persen dari total ekspor US\$26.015,2 juta, yaitu US\$17.645,8 juta. Dari nilai diatas US\$5.828,3 juta ekspor ke ASEAN dan US\$3.224,0 juta ke NAFTA. Sementara nilai ekspor ke Uni Eropa sebesar US\$2.656,9 juta (10,21 persen) dan ke Timur Tengah sebesar US\$799,6 juta (3,07 persen). Ditinjau dari perkembangannya, nilai ekspor ke negara-negara APEC naik 17,20 persen dibanding keadaan tahun 2016 yang terdiri dari peningkatan ekspor ke Negara-negara ASEAN 23,45 persen, NAFTA 19,32 persen, dan Korea Selatan 13,34 persen. Sementara itu ekspor yang ditujukan ke Jepang terjadi penurunan 5,48 persen.

Nilai ekspor pada Januari – Januari 2017 ke tujuh negara tujuan utama yaitu Jepang, Korea Selatan, Taiwan, Tiongkok, Singapura, Amerika Serikat dan Jerman mencapai sebesar US\$12.805,4 juta atau sekitar 49,22 persen dari total ekspor. Dibandingkan periode tahun sebelumnya nilai ini naik US\$1.458,6 juta atau 12,85 persen.

Selain tujuh negara tujuan utama di atas, negara tujuan yang membeli produk nasional di atas US\$100 juta pada bulan Februari 2017 antara lain Malaysia, Australia dan Hongkong masing-masing dengan nilai US\$665,0 juta, US\$184,4 juta dan US\$188,3 juta. Sedangkan dari kawasan Eropa antara lain ke Belanda dan Jerman masing-masing dengan nilai US\$319,3 juta dan US\$189,6 juta.

Perbandingan nilai ekspor bulan tujuan utama disajikan pada Gambar 5. Februari 2016 dan 2017 ke beberapa negara

Gambar 5: EKSPOR INDONESIA MENURUT NEGARA TUJUAN UTAMA FEBRUARI 2016 & 2017



**TABEL 1. RINGKASAN PERKEMBANGAN EKSPOR INDONESIA
JANUARI-FEBRUARI 2016 DAN 2017**

| KOMODITI | BERAT BERSIH (RIBU TON) | | PERUB | NILAI FOB (JUTA US \$) | | PERUB |
|----------------------------------|-------------------------|-----------------|--------------|------------------------|-----------------|--------------|
| | JAN-FEB 2016 | JAN-FEB 2017 | % | JAN-FEB 2016 | JAN-FEB 2017 | % |
| (1) | (2) | (3) | (4) | (5) | (6) | (7) |
| TOTAL EKSPOR | 77 632,1 | 81 133,6 | 4,51 | 21 792,6 | 26 015,2 | 19,38 |
| MIGAS | 7 049,9 | 6 828,5 | -3,14 | 2 221,3 | 2 469,8 | 11,19 |
| INDUSTRI PENGOLAHAN HASIL MINYAK | 595,1 | 626,2 | 5,23 | 140,9 | 257,8 | 82,97 |
| PENGADAAN GAS | 0,2 | 23,5 | 11 650,00 | 0,1 | 20,6 | 20 500,00 |
| PERTAMBANGAN | 6 454,7 | 6 178,8 | -4,27 | 2 080,4 | 2 191,4 | 5,34 |
| MINYAK MENTAH | 2 487,1 | 2 079,7 | -16,38 | 834,2 | 787,9 | -5,55 |
| GAS ALAM | 3 967,5 | 4 099,1 | 3,32 | 1 246,2 | 1 403,5 | 12,62 |
| NON MIGAS | 70 582,2 | 74 305,1 | 5,27 | 19 571,3 | 23 545,5 | 20,31 |
| PERTANIAN | 425,5 | 577,1 | 35,63 | 467,2 | 562,9 | 20,48 |
| INDUSTRI PENGOLAHAN | 11 881,8 | 14 155,7 | 19,14 | 16 519,8 | 19 667,7 | 19,06 |
| PERTAMBANGAN | 58 274,1 | 59 571,2 | 2,23 | 2 583,5 | 3 313,9 | 28,27 |
| LAINNYA | 0,8 | 1,1 | 37,50 | 0,8 | 0,9 | 12,50 |

**TABEL 2. PERKEMBANGAN EKSPOR KOMODITI PERTANIAN
JANUARI-FEBRUARI 2016 DAN 2017**

| KOMODITI | BERAT BERSIH (TON) | | PERUB | NILAI FOB (RIBU US \$) | | PERUB |
|--------------------------------------|--------------------|------------------|--------------|------------------------|------------------|--------------|
| | JAN-FEB 2016 | JAN-FEB 2017 | % | JAN-FEB 2016 | JAN-FEB 2017 | % |
| (1) | (2) | (3) | (4) | (5) | (6) | (7) |
| TOTAL PERTANIAN | 425 475,4 | 577 087,6 | 35,63 | 467 222,2 | 562 940,6 | 20,49 |
| PERTANIAN TANAMAN SEMUSIM | 15 812,6 | 12 087,4 | -23,56 | 16 299,6 | 17 183,7 | 5,42 |
| SAYUR-SAYURAN | 9 569,9 | 6 764,6 | -29,31 | 3 999,8 | 5 331,6 | 33,30 |
| TEBAKAU | 1 604,8 | 2 104,9 | 31,16 | 6 852,5 | 7 414,3 | 8,20 |
| JAGUNG | 400,6 | 243,6 | -39,19 | 262,5 | 253,5 | -3,43 |
| BUNGA | 663,4 | 368,1 | -44,51 | 2 404,8 | 1 583,4 | -34,16 |
| BIJI-BIJIAN | 135,1 | 259,8 | 92,30 | 212,4 | 295,0 | 38,89 |
| TANAMAN BERSERAT | 1 067,6 | 551,9 | -48,30 | 1 106,0 | 935,1 | -15,45 |
| KACANG TANAH | 204,0 | 210,4 | 3,14 | 327,7 | 362,9 | 10,74 |
| UMBI-UMBIAN | 1 001,3 | 1 251,5 | 24,99 | 350,4 | 691,6 | 97,37 |
| BIBIT BUNGA | 0,1 | 0,2 | 100,00 | 281,9 | 193,5 | -31,36 |
| BUAH-BUAHAN SEMUSIM | 38,3 | 24,4 | -36,29 | 43,2 | 26,5 | -38,66 |
| TANAMAN SEMUSIM LAINNYA | 1 127,6 | 308,0 | -72,69 | 458,4 | 96,4 | -78,97 |
| PERTANIAN TANAMAN TAHUNAN | 242 122,4 | 279 584,7 | 15,47 | 332 595,0 | 398 014,0 | 19,67 |
| KOPI | 55 181,9 | 69 102,9 | 25,23 | 140 957,2 | 184 934,8 | 31,20 |
| TANAMAN OBAT, AROMATIK, DAN REMPA | 52 583,0 | 49 050,6 | -6,72 | 77 495,0 | 88 411,2 | 14,09 |
| LADA HITAM | 3 304,6 | 4 901,9 | 48,34 | 28 631,6 | 33 195,7 | 15,94 |
| LADA PUTIH | 2 037,6 | 2 751,2 | 35,02 | 22 165,1 | 21 510,5 | -2,95 |
| BIJI KAKAO | 2 837,2 | 1 861,6 | -34,39 | 8 682,6 | 4 614,8 | -46,85 |
| CENGKEH | 1 105,2 | 2 366,0 | 114,08 | 3 352,4 | 8 396,6 | 150,47 |
| LADA LAINNYA | 355,9 | 561,0 | 57,63 | 1 637,0 | 1 504,6 | -8,09 |
| TEH | 293,7 | 253,4 | -13,72 | 685,7 | 462,7 | -32,52 |
| KARET ALAM | 935,9 | 755,0 | -19,33 | 1 030,3 | 1 253,7 | 21,68 |
| TANAMAN TAHUNAN LAINNYA | 44,7 | 50,4 | 12,75 | 78,8 | 118,0 | 49,75 |
| BUAH-BUAHAN TAHUNAN | 123 442,7 | 147 930,7 | 19,84 | 47 879,3 | 53 611,3 | 11,97 |
| PERTANIAN TANAMAN HIAS DAN PENGEMBAI | 1 019,9 | 1 047,3 | 2,69 | 2 250,4 | 2 400,2 | 6,66 |
| TANAMAN HIAS | 282,1 | 407,4 | 44,42 | 465,8 | 451,2 | -3,13 |
| TANAMAN HORTIKULTURA LAINNYA | 737,8 | 639,8 | -13,28 | 1 784,5 | 1 949,0 | 9,22 |
| PETERNAKAN | 4 617,7 | 5 259,5 | 13,90 | 26 092,3 | 46 862,0 | 79,60 |
| SARANG BURUNG | 108,8 | 187,3 | 72,15 | 16 664,1 | 36 122,3 | 116,77 |
| BABI | 4 431,8 | 4 775,1 | 7,75 | 8 652,0 | 9 232,7 | 6,71 |
| REPTIL | 52,9 | 55,6 | 5,10 | 382,2 | 394,5 | 3,22 |
| TERNAK LAINNYA | 24,1 | 241,5 | 902,07 | 394,0 | 1 112,5 | 182,36 |

**TABEL 2. PERKEMBANGAN EKSPOR KOMODITI PERTANIAN
JANUARI-FEBRUARI 2016 DAN 2017**

| KOMODITI | BERAT BERSIH (TON) | | PERUB | NILAI FOB (RIBU US \$) | | PERUB |
|------------------------------------|--------------------|--------------|--------|------------------------|--------------|--------|
| | JAN-FEB 2016 | JAN-FEB 2017 | % | JAN-FEB 2016 | JAN-FEB 2017 | % |
| (1) | (2) | (3) | (4) | (5) | (6) | (7) |
| PERBURUAN, PENANGKAPAN DAN PENANGK | 0,8 | 0,8 | 0,00 | 50,1 | 42,3 | -15,57 |
| SATWA LIAR | 0,8 | 0,8 | 0,00 | 50,1 | 42,3 | -15,57 |
| PENGUSAHAAN HUTAN | 4 610,8 | 3 997,7 | -13,30 | 4 626,2 | 5 243,6 | 13,35 |
| DAMAR | 3 763,5 | 3 616,3 | -3,91 | 2 751,0 | 2 659,6 | -3,32 |
| GAHARU | 567,4 | 146,9 | -74,11 | 1 713,4 | 2 364,9 | 38,02 |
| BAMBU | 276,9 | 232,7 | -15,96 | 132,9 | 214,7 | 61,55 |
| HASIL HUTAN LAINNYA | 3,0 | 1,7 | -43,33 | 29,0 | 4,3 | -85,17 |
| PENEBANGAN DAN PEMUNGUTAN KAYU | 66,2 | 164,6 | 148,64 | 38,2 | 101,4 | 165,45 |
| KAYU BAKAR | 66,2 | 164,6 | 148,64 | 38,2 | 101,4 | 165,45 |
| PEMUNGUTAN HASIL HUTAN BUKAN KAYU | 114 309,8 | 238 063,8 | 108,26 | 12 032,9 | 22 345,1 | 85,70 |
| GETAH KARET DAN SEJENISNYA | 1 948,7 | 2 434,1 | 24,91 | 2 820,3 | 3 714,8 | 31,72 |
| BAHAN ANYAMAN SELAIN BAMBU DAN RC | 93,7 | 78,9 | -15,80 | 143,3 | 199,2 | 39,01 |
| HASIL HUTAN BUKAN KAYU LAINNYA | 112 267,3 | 235 550,8 | 109,81 | 9 069,3 | 18 431,1 | 103,23 |
| PERIKANAN TANGKAP | 16 158,1 | 14 738,1 | -8,79 | 51 453,2 | 46 916,7 | -8,82 |
| IKAN SEGAR / DINGIN HASIL TANGKAP | 10 107,1 | 8 640,5 | -14,51 | 22 281,8 | 17 231,0 | -22,67 |
| UDANG HASIL TANGKAP | 913,7 | 933,0 | 2,11 | 9 079,0 | 5 679,0 | -37,45 |
| IKAN HIDUP HASIL TANGKAP | 870,8 | 909,7 | 4,47 | 6 533,1 | 7 898,7 | 20,90 |
| KEPITING | 1 585,0 | 2 043,7 | 28,94 | 7 496,5 | 10 353,8 | 38,12 |
| MUTIARA HASIL TANGKAP | 0,4 | 0,2 | -50,00 | 2 524,2 | 1 689,3 | -33,08 |
| MOLUSKA | 723,1 | 658,9 | -8,88 | 1 303,6 | 1 907,8 | 46,35 |
| KULIT KERANG DAN LAIN-LAIN | 1 838,5 | 1 468,8 | -20,11 | 1 710,1 | 1 585,3 | -7,30 |
| INVERTEBRATA AIR LAINNYA | 119,6 | 83,2 | -30,43 | 524,9 | 571,8 | 8,94 |
| PERIKANAN BUDIDAYA | 26 757,1 | 22 143,7 | -17,24 | 21 784,4 | 23 831,8 | 9,40 |
| RUMPUT LAUT DAN GANGGANG LAINNYA | 24 998,6 | 21 026,3 | -15,89 | 15 649,2 | 17 041,8 | 8,90 |
| IKAN HIDUP HASIL BUDIDAYA | 1 524,8 | 771,2 | -49,42 | 5 478,6 | 4 787,3 | -12,62 |
| UDANG HASIL BUDIDAYA | 205,3 | 331,2 | 61,32 | 607,7 | 1 991,5 | 227,71 |
| IKAN SEGAR / DINGIN HASIL BUDIDAYA | 28,3 | 15,1 | -46,64 | 48,9 | 11,2 | -77,10 |

**TABEL 3. PERKEMBANGAN EKSPOR KOMODITI INDUSTRI PENGOLAHAN
JANUARI-FEBRUARI 2016 DAN 2017**

| KOMODITI | BERAT BERSIH (TON) | | PERUB | NILAI FOB (RIBU US \$) | | PERUB |
|--------------------------------------|---------------------|---------------------|--------------|------------------------|---------------------|--------------|
| | JAN-FEB 2016 | JAN-FEB 2017 | % | JAN-FEB 2016 | JAN-FEB 2017 | % |
| (1) | (2) | (3) | (4) | (5) | (6) | (7) |
| TOTAL INDUSTRI PENGOLAHAN | 11 881 755,9 | 14 155 730,1 | 19,14 | 16 519 847,2 | 19 667 724,2 | 19,06 |
| INDUSTRI MAKANAN | 5 624 259,4 | 6 537 167,9 | 16,23 | 3 822 101,5 | 5 465 984,0 | 43,01 |
| MINYAK KELAPA SAWIT | 4 124 051,6 | 4 796 137,4 | 16,30 | 2 275 833,0 | 3 706 242,5 | 62,85 |
| MINYAK KELAPA | 189 571,7 | 149 860,5 | -20,95 | 186 977,3 | 248 444,6 | 32,87 |
| UDANG DIBEKUKAN | 20 782,9 | 19 203,4 | -7,60 | 186 102,9 | 187 632,7 | 0,82 |
| MENTEGA, LEMAK DAN MINYAK KAKAO | 16 766,6 | 20 645,0 | 23,13 | 108 876,7 | 125 207,4 | 15,00 |
| MARGARIN | 138 068,4 | 142 561,5 | 3,25 | 96 574,6 | 139 807,6 | 44,77 |
| BIOTA AIR LAINNYA DIOLAH ATAU DIAWE' | 9 808,3 | 8 189,0 | -16,51 | 88 467,7 | 87 807,4 | -0,75 |
| OLAHAN KOPI DAN TEH | 34 532,0 | 37 238,7 | 7,84 | 96 294,7 | 91 097,3 | -5,40 |
| IKAN DIBEKUKAN | 36 715,2 | 32 167,9 | -12,39 | 77 228,3 | 75 147,8 | -2,69 |
| BUNGKIL DAN RESIDU | 662 379,5 | 859 899,3 | 29,82 | 67 243,4 | 95 076,9 | 41,39 |
| ROTI DAN KUE | 23 839,3 | 33 036,1 | 38,58 | 68 617,1 | 82 542,0 | 20,29 |
| IKAN DIOLAH ATAU DIAWETKAN | 15 234,4 | 12 221,4 | -19,78 | 51 691,0 | 49 993,7 | -3,28 |
| PASTA KAKAO | 16 426,4 | 15 973,2 | -2,76 | 46 562,4 | 38 926,6 | -16,40 |
| FILLET IKAN DIBEKUKAN | 6 472,4 | 6 112,7 | -5,56 | 37 754,2 | 32 703,2 | -13,38 |
| BUAH DAN SAYUR YANG DIKERINGKAN | 16 276,2 | 16 830,6 | 3,41 | 30 127,3 | 34 449,8 | 14,35 |
| BUAH DAN SAYUR DIOLAH ATAU DIAWETI | 16 014,2 | 27 448,8 | 71,40 | 20 019,2 | 34 489,8 | 72,28 |
| BIOTA AIR LAINNYA DIBEKUKAN | 20 212,3 | 15 937,9 | -21,15 | 50 682,0 | 47 895,1 | -5,50 |
| MAKARONI, MIE DAN PRODUK SEJENISNY | 19 296,6 | 19 774,1 | 2,47 | 28 739,5 | 29 624,5 | 3,08 |

**TABEL 3. PERKEMBANGAN EKSPOR KOMODITI INDUSTRI PENGOLAHAN
JANUARI-FEBRUARI 2016 DAN 2017**

| KOMODITI | BERAT BERSIH (TON) | | PERUB | NILAI FOB (RIBU US \$) | | PERUB |
|--------------------------------------|--------------------|--------------|--------|------------------------|--------------|--------|
| | JAN-FEB 2016 | JAN-FEB 2017 | % | JAN-FEB 2016 | JAN-FEB 2017 | % |
| (1) | (2) | (3) | (4) | (5) | (6) | (7) |
| MINYAK MAKAN DAN LEMAK NABATI | 42 732,0 | 60 917,6 | 42,56 | 37 848,1 | 68 282,7 | 80,41 |
| MAKANAN DARI COKELAT DAN KEMBANG | 8 725,6 | 9 330,8 | 6,94 | 23 309,1 | 23 995,3 | 2,94 |
| BUBUK KAKAO | 9 964,1 | 11 115,7 | 11,56 | 21 331,5 | 24 604,9 | 15,35 |
| SEREALIA YANG DIGILING ATAU DIBERSIH | 73 703,0 | 75 441,2 | 2,36 | 14 103,5 | 12 419,5 | -11,94 |
| KEPITING DIOLAH ATAU DIAWETKAN | 808,9 | 1 061,4 | 31,22 | 12 298,2 | 17 505,9 | 42,35 |
| IKAN DIGARAMI ATAU DIKERINGKAN | 1 803,0 | 1 609,0 | -10,76 | 6 321,4 | 8 840,3 | 39,85 |
| KAYU MANIS BUBUK | 4 333,4 | 4 754,4 | 9,72 | 7 122,8 | 10 504,4 | 47,48 |
| TETES PEMURNIAN GULA | 13 184,0 | 43 872,9 | 232,77 | 1 751,3 | 5 462,2 | 211,89 |
| JUS BUAH DAN SAYURAN | 1 820,5 | 4 188,3 | 130,06 | 3 875,7 | 7 563,4 | 95,15 |
| GLUKOSA DAN SEJENISNYA | 2 881,7 | 4 496,7 | 56,04 | 3 870,6 | 6 982,4 | 80,40 |
| BUAH DAN SAYUR BEKU | 2 041,8 | 2 056,4 | 0,72 | 3 153,0 | 3 193,9 | 1,30 |
| KERUPUK, KERIPIK, PEYEK DAN SEJENISI | 3 900,5 | 3 133,1 | -19,67 | 7 063,0 | 6 357,9 | -9,98 |
| TEPUNG TERIGU | 12 439,5 | 14 672,3 | 17,95 | 5 409,0 | 3 920,9 | -27,51 |
| KARAGINAN | 720,3 | 865,7 | 20,19 | 4 557,0 | 5 082,5 | 11,53 |
| BIJI PALA, BUNGA PALA DAN KAPULAGA E | 489,0 | 777,8 | 59,06 | 4 888,2 | 6 120,8 | 25,22 |
| KOPRA | 3 277,4 | 2 419,6 | -26,17 | 2 616,6 | 2 579,2 | -1,43 |
| TEPUNG IKAN & BIOTA AIR LAYAK KONSL | 645,1 | 982,2 | 52,26 | 5 766,1 | 9 037,4 | 56,73 |
| MINYAK MAKAN DAN LEMAK NABATI DAN | 8 228,7 | 9 897,5 | 20,28 | 6 915,5 | 6 033,7 | -12,75 |
| LADA BUBUK | 457,4 | 417,0 | -8,83 | 3 570,4 | 2 773,2 | -22,33 |
| MAKANAN HEWAN | 6 234,0 | 6 614,7 | 6,11 | 4 871,7 | 4 603,8 | -5,50 |
| DAGING TERNAK | 266,4 | 364,5 | 36,82 | 1 689,7 | 2 374,4 | 40,52 |
| ES KRIM | 1 450,5 | 1 872,1 | 29,07 | 4 454,4 | 5 310,4 | 19,22 |
| OLAHAN SUSU BUBUK DAN SUSU KENTAL | 1 719,4 | 1 514,8 | -11,90 | 3 484,0 | 2 477,1 | -28,90 |
| FILLET IKAN SEGAR ATAU DINGIN | 281,4 | 954,0 | 239,02 | 1 310,7 | 1 612,3 | 23,01 |
| KEPITING DIBEKUKAN | 260,4 | 347,4 | 33,41 | 2 310,6 | 2 046,6 | -11,43 |
| OLAHAN PRODUK SUSU LAINNYA | 1 431,3 | 705,4 | -50,72 | 1 975,0 | 1 180,1 | -40,25 |
| KECAP | 1 301,8 | 1 025,2 | -21,25 | 1 931,8 | 1 532,6 | -20,66 |
| BIOTA AIR LAINNYA DIKERINGKAN/DIASIN | 1 176,3 | 689,3 | -41,40 | 2 018,6 | 1 205,4 | -40,29 |
| BUAH DAN SAYUR YANG DIASINKAN ATAL | 1 195,3 | 625,0 | -47,71 | 2 245,6 | 1 698,1 | -24,38 |
| MAKANAN BAYI | 1 404,3 | 799,7 | -43,05 | 4 431,8 | 2 454,1 | -44,63 |
| OLAHAN SUSU SEGAR DAN KRIM | 3 152,8 | 2 641,2 | -16,23 | 3 018,5 | 2 380,2 | -21,15 |
| HERBAL | 674,5 | 569,1 | -15,63 | 4 948,8 | 5 847,9 | 18,17 |
| SAUS | 1 167,2 | 850,5 | -27,13 | 1 971,8 | 1 332,3 | -32,43 |
| TEPUNG SEREALIA LAINNYA | 1 188,7 | 1 316,5 | 10,75 | 1 612,3 | 1 887,9 | 17,09 |
| AGAR-AGAR | 106,8 | 94,0 | -11,99 | 1 109,6 | 1 028,9 | -7,27 |
| PATI UBI KAYU | 1 983,3 | 2 551,8 | 28,66 | 1 323,6 | 1 712,6 | 29,39 |
| MAKANAN OLAHAN LAINNYA | 40 661,1 | 48 385,6 | 19,00 | 83 831,0 | 86 950,1 | 3,72 |
| INDUSTRI MINUMAN | 25 944,6 | 25 124,8 | -3,16 | 14 705,1 | 13 039,8 | -11,32 |
| MINUMAN RINGAN | 14 014,5 | 14 624,3 | 4,35 | 9 904,3 | 9 915,0 | 0,11 |
| MINUMAN BERALKOHOL | 1 186,5 | 1 342,7 | 13,16 | 3 160,4 | 1 776,1 | -43,80 |
| AIR MINUM DAN AIR MINERAL | 10 743,6 | 9 157,8 | -14,76 | 1 640,5 | 1 348,7 | -17,79 |
| INDUSTRI PENGOLAHAN TEMBAKAU | 17 883,4 | 17 797,8 | -0,48 | 160 378,8 | 163 954,7 | 2,23 |
| ROKOK KRETEK | 13 484,4 | 11 618,3 | -13,84 | 128 256,7 | 123 589,5 | -3,64 |
| TEMBAKAU OLAHAN | 3 263,6 | 4 764,5 | 45,99 | 20 317,7 | 30 375,0 | 49,50 |
| ROKOK DAN CERUTU LAINNYA | 1 135,4 | 1 415,0 | 24,63 | 11 804,4 | 9 990,2 | -15,37 |
| INDUSTRI TEKSTIL | 286 005,8 | 288 128,0 | 0,74 | 752 815,3 | 733 991,0 | -2,50 |
| BENANG PINTAL | 126 583,2 | 116 207,0 | -8,20 | 297 588,1 | 284 247,4 | -4,48 |
| KAIN TENUNAN | 35 241,4 | 29 992,9 | -14,89 | 204 246,8 | 169 040,6 | -17,24 |
| SERAT STAPEL BUATAN | 52 019,1 | 64 516,6 | 24,02 | 64 912,4 | 83 524,5 | 28,67 |
| SERAT/BENANG/STRIP FILAMEN BUATAN | 34 556,3 | 39 199,7 | 13,44 | 59 159,4 | 65 738,9 | 11,12 |
| KAIN RAJUTAN | 2 623,4 | 2 394,5 | -8,73 | 14 816,9 | 14 119,7 | -4,71 |
| KAIN SULAMAN/BORDIR | 148,3 | 144,4 | -2,63 | 5 979,7 | 2 476,3 | -58,59 |
| SERAT TEKSTIL | 10 409,0 | 10 165,1 | -2,34 | 6 151,2 | 7 611,0 | 23,73 |
| SUTRA | 38,6 | 9,4 | -75,65 | 31,5 | 83,4 | 164,76 |
| BARANG TEKSTIL LAINNYA | 24 386,6 | 25 498,5 | 4,56 | 99 929,2 | 107 149,3 | 7,23 |
| INDUSTRI PAKAIAN JADI | 72 463,1 | 69 662,6 | -3,86 | 1 186 119,8 | 1 263 396,8 | 6,52 |
| PAKAIAN JADI (KONVEKSI) DARI TEKSTIL | 60 708,7 | 58 083,8 | -4,32 | 1 044 741,3 | 1 095 742,8 | 4,88 |
| PAKAIAN JADI RAJUTAN | 6 870,3 | 7 547,1 | 9,85 | 91 755,9 | 121 341,7 | 32,24 |
| PERLENGKAPAN PAKAIAN DARI TEKSTIL | 2 744,6 | 2 155,5 | -21,46 | 24 579,5 | 20 258,5 | -17,58 |

**TABEL 3. PERKEMBANGAN EKSPOR KOMODITI INDUSTRI PENGOLAHAN
JANUARI-FEBRUARI 2016 DAN 2017**

| KOMODITI | BERAT BERSIH (TON) | | PERUB | NILAI FOB (RIBU US \$) | | PERUB |
|--|--------------------|--------------|----------|------------------------|--------------|---------|
| | JAN-FEB 2016 | JAN-FEB 2017 | % | JAN-FEB 2016 | JAN-FEB 2017 | % |
| | (1) | (2) | (3) | (4) | (5) | (6) |
| KAOS KAKI RAJUTAN DAN SEJENISNYA | 2 079,4 | 1 796,5 | -13,60 | 23 929,7 | 24 403,5 | 1,98 |
| PAKAIAN JADI DAN PERLENGKAPANNYA | 60,0 | 79,7 | 32,83 | 1 113,5 | 1 650,3 | 48,21 |
| INDUSTRI KULIT, BARANG DARI KULIT DAN AL | 43 682,1 | 42 537,7 | -2,62 | 799 705,8 | 837 556,9 | 4,73 |
| SEPAJU OLAHRAGA | 21 343,3 | 21 500,1 | 0,73 | 398 956,0 | 441 220,9 | 10,59 |
| SEPAJU TEKNIK LAPANGAN/KEPERLUAN | 9 792,2 | 8 667,5 | -11,49 | 184 978,1 | 164 677,1 | -10,97 |
| ALAS KAKI UNTUK KEPERLUAN SEHARI-H | 9 115,0 | 8 850,1 | -2,91 | 165 125,3 | 170 862,4 | 3,47 |
| BARANG DARI KULIT DAN KULIT BUATAN | 2 807,5 | 3 023,5 | 7,69 | 35 955,5 | 47 038,1 | 30,82 |
| KULIT DISAMAK | 624,0 | 496,6 | -20,42 | 14 690,8 | 13 758,4 | -6,35 |
| INDUSTRI KAYU, BARANG DARI KAYU DAN GA | 796 081,3 | 824 482,6 | 3,57 | 588 603,4 | 590 569,7 | 0,33 |
| KAYU LAPIS | 190 419,3 | 211 822,1 | 11,24 | 185 196,4 | 190 711,4 | 2,98 |
| PANEL KAYU LAINNYA | 235 659,1 | 231 746,1 | -1,66 | 176 096,8 | 178 796,0 | 1,53 |
| KAYU OLAHAN | 321 487,6 | 328 099,4 | 2,06 | 116 590,9 | 113 070,9 | -3,02 |
| BARANG BANGUNAN DARI KAYU | 25 462,9 | 26 178,4 | 2,81 | 57 461,6 | 57 528,7 | 0,12 |
| KERAJINAN UKIRAN DARI KAYU BUKAN M | 6 105,1 | 5 161,9 | -15,45 | 19 205,3 | 18 235,5 | -5,05 |
| BARANG ANYAMAN DARI ROTAN DAN BAM | 2 419,5 | 2 226,3 | -7,99 | 8 149,2 | 7 979,0 | -2,09 |
| KAYU GERGAJIAN | 7 775,7 | 9 784,0 | 25,83 | 6 532,5 | 7 240,9 | 10,84 |
| VENEER | 4 028,3 | 6 500,9 | 61,38 | 7 406,5 | 8 913,4 | 20,35 |
| BARANG ANYAMAN DARI TANAMAN BUKA | 439,0 | 375,8 | -14,40 | 2 782,4 | 2 438,8 | -12,35 |
| ALAT DAPUR DARI KAYU, ROTAN DAN BAI | 685,2 | 927,0 | 35,29 | 5 737,2 | 2 568,4 | -55,23 |
| WADAH DARI KAYU | 690,8 | 900,1 | 30,30 | 1 077,8 | 1 201,2 | 11,45 |
| BANGUNAN PRAFABRIKASI DARI KAYU | 272,9 | 126,4 | -53,68 | 369,9 | 151,5 | -59,04 |
| BARANG DARI KAYU, ROTAN, GABUS LAIN | 635,9 | 634,0 | -0,30 | 1 997,0 | 1 734,0 | -13,17 |
| INDUSTRI KERTAS DAN BARANG DARI KERTA | 1 207 189,7 | 1 322 770,6 | 9,57 | 821 035,5 | 848 478,6 | 3,34 |
| BUBUR KERTAS (PULP) | 551 375,7 | 571 915,1 | 3,73 | 269 527,0 | 262 031,9 | -2,78 |
| KERTAS TISSUE | 100 362,6 | 96 781,9 | -3,57 | 119 785,4 | 112 152,0 | -6,37 |
| KERTAS KHUSUS | 82 587,5 | 71 266,3 | -13,71 | 64 460,8 | 55 156,2 | -14,43 |
| BARANG DARI KERTAS DAN PAPAN KERT. | 32 405,6 | 38 845,0 | 19,87 | 42 514,6 | 45 967,9 | 8,12 |
| KERTAS DAN PAPAN KERTAS BERGELOM | 24 626,7 | 63 775,6 | 158,97 | 13 170,8 | 28 923,0 | 119,60 |
| KEMASAN DAN KOTAK DARI KERTAS DAN | 9 602,4 | 8 396,2 | -12,56 | 17 014,6 | 15 220,1 | -10,55 |
| KERTAS BUDAYA | 26 821,9 | 17 338,1 | -35,36 | 13 272,7 | 8 747,1 | -34,10 |
| KERTAS LAINNYA | 379 407,2 | 454 452,5 | 19,78 | 281 289,6 | 320 280,4 | 13,86 |
| INDUSTRI PENCETAKAN DAN REPRODUKSI M | 1 245,3 | 536,1 | -56,95 | 3 887,5 | 3 454,0 | -11,15 |
| BARANG HASIL PENCETAKAN UMUM | 1 145,3 | 391,6 | -65,81 | 3 322,8 | 1 998,4 | -39,86 |
| BARANG HASIL PENCETAKAN KHUSUS | 100,1 | 144,5 | 44,36 | 564,4 | 1 450,8 | 157,05 |
| MEDIA REKAMAN FILM DAN VIDEO | 0,0 | 0,0 | - | 0,3 | 4,9 | 1533,33 |
| INDUSTRI PRODUK DARI BATU BARA DAN PE | 0,1 | 5,2 | 5 100,00 | 1,1 | 18,7 | 1600,00 |
| PEMBUATAN MINYAK PELUMAS | 0,1 | 5,2 | 5 100,00 | 1,1 | 18,7 | 1600,00 |
| INDUSTRI BAHAN KIMIA DAN BARANG DARI B. | 1 774 715,1 | 2 399 496,1 | 35,20 | 1 342 337,8 | 2 102 294,1 | 56,61 |
| KIMIA DASAR ORGANIK YANG BERSUMBE | 634 498,3 | 717 690,0 | 13,11 | 461 931,7 | 789 774,2 | 70,97 |
| SABUN DAN BAHAN PEMBERSIH KEPERLU | 235 487,6 | 230 304,0 | -2,20 | 199 005,6 | 233 098,5 | 17,13 |
| DAMAR BUATAN (RESIN SINTETIS) DAN B, | 149 516,1 | 185 165,7 | 23,84 | 133 866,0 | 170 424,0 | 27,31 |
| PUPUK | 302 667,8 | 476 816,2 | 57,54 | 92 970,3 | 116 392,8 | 25,19 |
| KIMIA DASAR ORGANIK YANG BERSUMBE | 175 533,2 | 404 433,7 | 130,40 | 75 908,0 | 295 105,2 | 288,77 |
| KIMIA DASAR ORGANIK LAINNYA | 72 210,0 | 90 207,2 | 24,92 | 60 017,0 | 89 041,4 | 48,36 |
| BARANG KIMIA LAINNYA | 71 547,9 | 90 505,0 | 26,50 | 55 016,6 | 66 301,7 | 20,51 |
| MINYAK ATSIRI | 8 777,2 | 11 997,3 | 36,69 | 50 534,9 | 64 720,4 | 28,07 |
| KIMIA DASAR ORGANIK YANG MENGHASII | 31 352,7 | 32 043,3 | 2,20 | 52 122,6 | 63 289,4 | 21,42 |
| PEMBERANTAS HAMA (FORMULASI) | 12 125,1 | 12 928,0 | 6,62 | 53 829,3 | 46 959,2 | -12,76 |
| KIMIA DASAR ORGANIK UNTUK BAHAN BA | 6 028,1 | 4 791,2 | -20,52 | 31 625,4 | 25 133,3 | -20,53 |
| CAT DAN TINTA CETAK | 5 617,9 | 8 449,5 | 50,40 | 22 573,7 | 35 526,1 | 57,38 |
| ARANG KAYU | 17 232,7 | 17 857,0 | 3,62 | 11 104,4 | 13 765,6 | 23,97 |
| KARET BUATAN | 9 399,9 | 32 211,7 | 242,68 | 9 985,2 | 55 442,1 | 455,24 |
| PERNIS (TERMASUK MASTIK) | 2 893,7 | 1 594,9 | -44,88 | 7 997,7 | 5 042,4 | -36,95 |
| PEREKAT/LEM | 2 041,4 | 11 467,3 | 461,74 | 5 991,1 | 5 499,6 | -8,20 |
| KIMIA DASAR ANORGANIK KHLOR DAN AL | 5 611,9 | 23 967,2 | 327,08 | 2 189,6 | 6 340,6 | 189,58 |
| KOREK API | 842,1 | 1 067,9 | 26,81 | 1 173,8 | 1 455,2 | 23,97 |
| LAK | 697,5 | 1 066,1 | 52,85 | 950,9 | 1 628,3 | 71,24 |
| KIMIA DASAR ANORGANIK LAINNYA | 30 633,8 | 44 932,9 | 46,68 | 13 543,9 | 17 354,2 | 28,13 |
| INDUSTRI FARMASI, PRODUK OBAT KIMIA DA | 7 414,5 | 17 316,9 | 133,55 | 92 605,8 | 95 370,6 | 2,99 |

**TABEL 3. PERKEMBANGAN EKSPOR KOMODITI INDUSTRI PENGOLAHAN
JANUARI-FEBRUARI 2016 DAN 2017**

| KOMODITI | BERAT BERSIH (TON) | | PERUB | NILAI FOB (RIBU US \$) | | PERUB |
|---------------------------------------|--------------------|--------------|-----------|------------------------|--------------|---------|
| | JAN-FEB 2016 | JAN-FEB 2017 | % | JAN-FEB 2016 | JAN-FEB 2017 | % |
| (1) | (2) | (3) | (4) | (5) | (6) | (7) |
| PRODUK FARMASI | 2 595,6 | 9 890,7 | 281,06 | 65 022,1 | 69 962,6 | 7,60 |
| BAHAN FARMASI | 4 818,4 | 7 342,1 | 52,38 | 27 469,7 | 25 234,0 | -8,14 |
| SIMPLISIA (BAHAN OBAT TRADISIONAL) | 0,4 | 78,7 | 19 575,00 | 113,1 | 165,8 | 46,60 |
| PRODUK OBAT TRADISIONAL | 0,1 | 5,4 | 5 300,00 | 0,9 | 8,2 | 811,11 |
| INDUSTRI KARET, BARANG DARI KARET DAN | 570 869,6 | 668 323,5 | 17,07 | 1 009 759,5 | 1 453 586,9 | 43,95 |
| KARET ASAP | 10 997,9 | 10 981,8 | -0,15 | 13 645,1 | 23 030,2 | 68,78 |
| KARET REMAH (CRUMB RUBBER) | 379 888,8 | 470 075,0 | 23,74 | 431 684,7 | 860 603,6 | 99,36 |
| BAN LUAR DAN BAN DALAM | 84 615,2 | 90 682,2 | 7,17 | 269 785,3 | 276 394,8 | 2,45 |
| BARANG PLASTIK LEMBARAN | 44 128,8 | 45 165,0 | 2,35 | 108 660,3 | 114 080,9 | 4,99 |
| BARANG DARI PLASTIK UNTUK PENGEMAS | 22 140,0 | 24 032,2 | 8,55 | 52 452,3 | 53 624,2 | 2,23 |
| BARANG DARI KARET UNTUK KEPERLUAN | 6 587,2 | 4 100,8 | -37,75 | 25 036,4 | 16 870,0 | -32,62 |
| BARANG PLASTIK LAINNYA | 3 596,1 | 3 182,3 | -11,51 | 21 208,8 | 17 957,2 | -15,33 |
| PIPA PLASTIK DAN PERLENGKAPANNYA | 2 157,5 | 2 105,6 | -2,41 | 8 100,4 | 8 387,2 | 3,54 |
| BARANG DARI PLASTIK UNTUK BANGUNA | 1 465,5 | 1 589,9 | 8,49 | 5 070,7 | 5 990,5 | 18,14 |
| PERLENGKAPAN DAN PERALATAN RUMAH | 1 748,0 | 1 960,6 | 12,16 | 8 948,0 | 8 303,1 | -7,21 |
| BAN VULKANISIR | 927,9 | 618,3 | -33,37 | 3 234,7 | 2 426,2 | -24,99 |
| BARANG DARI KARET UNTUK KEPERLUAN | 798,0 | 715,6 | -10,33 | 3 595,4 | 3 420,5 | -4,86 |
| BARANG DARI KARET LAINNYA | 11 818,7 | 13 114,0 | 10,96 | 58 337,4 | 62 498,6 | 7,13 |
| INDUSTRI BARANG GALIAN BUKAN LOGAM | 335 659,0 | 469 082,4 | 39,75 | 128 782,8 | 139 468,6 | 8,30 |
| KACA | 88 686,7 | 87 215,2 | -1,66 | 44 890,2 | 44 484,2 | -0,90 |
| KERAMIK | 56 676,4 | 51 462,5 | -9,20 | 53 678,3 | 56 205,3 | 4,71 |
| SEMEN | 133 579,2 | 243 285,1 | 82,13 | 6 696,0 | 11 190,2 | 67,12 |
| BARANG DARI BATU UNTUK KEPERLUAN | 9 470,6 | 7 962,3 | -15,93 | 7 554,3 | 7 845,4 | 3,85 |
| BARANG DARI SEMEN DAN KAPUR UNTUK | 23 012,5 | 49 304,7 | 114,25 | 4 701,9 | 6 604,7 | 40,47 |
| BARANG GALIAN BUKAN LOGAM LAINNYA | 2 000,5 | 3 121,3 | 56,03 | 3 388,2 | 4 397,9 | 29,80 |
| BARANG DARI SEMEN, KAPUR, GIPS DAN | 3 369,0 | 4 698,9 | 39,47 | 861,7 | 1 184,2 | 37,43 |
| BARANG DARI MARMER, GRANIT DAN BATU | 1 937,7 | 2 186,6 | 12,85 | 1 285,1 | 1 426,3 | 10,99 |
| BARANG TAHAN API DARI TANAH LIAT/KEI | 812,2 | 915,0 | 12,66 | 918,9 | 978,2 | 6,45 |
| BARANG DARI MARMER DAN GRANIT UNTU | 1 247,6 | 965,3 | -22,63 | 1 369,0 | 1 031,7 | -24,64 |
| BARANG DARI GIPS UNTUK KONSTRUKSI | 7 922,9 | 5 423,7 | -31,54 | 1 306,3 | 903,1 | -30,87 |
| ALAT-ALAT LABORATORIUM, FARMASI DA | 50,6 | 123,8 | 144,66 | 587,3 | 1 234,8 | 110,25 |
| KAPUR | 5 340,0 | 10 000,0 | 87,27 | 596,1 | 927,5 | 55,59 |
| BARANG BUKAN LOGAM LAINNYA | 1 553,0 | 2 418,0 | 55,70 | 949,5 | 1 055,3 | 11,14 |
| INDUSTRI LOGAM DASAR | 413 151,9 | 831 901,1 | 101,35 | 1 086 506,2 | 1 425 620,4 | 31,21 |
| BESI/BAJA | 323 015,5 | 583 998,5 | 80,80 | 265 209,7 | 447 120,4 | 68,59 |
| LOGAM DASAR MULIA | 319,8 | 92,5 | -71,08 | 400 176,9 | 260 317,9 | -34,95 |
| TEMBAGA | 44 553,5 | 47 691,2 | 7,04 | 202 908,0 | 264 668,5 | 30,44 |
| TIMAH | 6 928,7 | 11 972,7 | 72,80 | 101 031,2 | 243 268,5 | 140,79 |
| NIKEL | 13 364,9 | 14 931,6 | 11,72 | 71 820,4 | 98 301,3 | 36,87 |
| ALUMINIUM | 17 912,8 | 23 268,4 | 29,90 | 40 300,1 | 54 568,7 | 35,41 |
| LOGAM DASAR BUKAN BESI | 5 993,3 | 148 511,8 | 2 377,96 | 4 149,1 | 55 109,4 | 1228,23 |
| SENG | 701,8 | 1 074,1 | 53,05 | 878,6 | 2 186,3 | 148,84 |
| BAUKSIT | 361,4 | 360,1 | -0,36 | 32,3 | 79,4 | 145,82 |
| INDUSTRI BARANG LOGAM, BUKAN MESIN DA | 79 622,2 | 63 683,0 | -20,02 | 250 438,9 | 157 087,0 | -37,28 |
| BARANG DARI KAWAT | 15 223,3 | 17 956,1 | 17,95 | 27 532,8 | 30 422,8 | 10,50 |
| KONSTRUKSI BERAT SIAP PASANG DARI I | 16 533,8 | 11 435,8 | -30,83 | 29 175,0 | 16 034,6 | -45,04 |
| BARANG DARI LOGAM SIAP PASANG UNTI | 12 468,4 | 5 084,5 | -59,22 | 58 495,6 | 11 233,9 | -80,80 |
| ALAT POTONG DAN PERKAKAS TANGAN F | 1 557,2 | 1 121,3 | -27,99 | 14 869,9 | 10 856,9 | -26,99 |
| PAKU, MUR DAN BAUT | 4 178,8 | 3 594,2 | -13,99 | 15 213,0 | 18 517,4 | 21,72 |
| PERALATAN DAPUR DAN PERALATAN ME. | 1 238,3 | 1 227,6 | -0,86 | 8 461,5 | 7 129,5 | -15,74 |
| PERALATAN UMUM | 1 855,7 | 1 948,7 | 5,01 | 10 171,3 | 11 204,7 | 10,16 |
| EMBER, KALENG, DRUM DAN WADAH SEJ | 2 177,4 | 2 847,6 | 30,78 | 7 455,2 | 7 436,3 | -0,25 |
| ALAT POTONG DAN PERKAKAS TANGAN F | 241,0 | 280,2 | 16,27 | 2 829,4 | 2 834,4 | 0,18 |
| GENERATOR UAP, BUKAN KETEL PEMAN/ | 338,1 | 638,6 | 88,88 | 2 054,1 | 2 758,5 | 34,29 |
| BARANG DARI LOGAM BUKAN ALUMINIUM | 216,3 | 579,3 | 167,82 | 169,0 | 514,2 | 204,26 |
| BARANG DARI LOGAM ALUMINIUM SIAP P. | 126,4 | 102,0 | -19,30 | 1 087,6 | 802,6 | -26,20 |
| BRANKAS, FILLING KANTOR DAN SEJENIS | 227,2 | 320,9 | 41,24 | 589,1 | 629,9 | 6,93 |
| KEPERLUAN RUMAH TANGGA DARI LOGA | 18,1 | 17,6 | -2,76 | 263,9 | 168,3 | -36,23 |
| ALAT POTONG DAN PERKAKAS TANGAN L | 0,3 | 21,8 | 7 166,67 | 6,3 | 32,0 | 407,94 |

**TABEL 3. PERKEMBANGAN EKSPOR KOMODITI INDUSTRI PENGOLAHAN
JANUARI-FEBRUARI 2016 DAN 2017**

| KOMODITI | BERAT BERSIH (TON) | | PERUB | NILAI FOB (RIBU US \$) | | PERUB |
|--------------------------------------|--------------------|--------------|----------|------------------------|--------------|-----------|
| | JAN-FEB 2016 | JAN-FEB 2017 | % | JAN-FEB 2016 | JAN-FEB 2017 | % |
| | (1) | (2) | (3) | (4) | (5) | (6) |
| SENJATA DAN AMUNISI | 0,0 | 0,3 | - | 1,0 | 230,2 | 22 920,00 |
| BARANG LOGAM LAINNYA | 5 993,3 | 5 587,1 | -6,78 | 18 243,0 | 11 574,1 | -36,56 |
| INDUSTRI KOMPUTER, BARANG ELEKTRONIK | 17 120,0 | 15 715,9 | -8,20 | 446 348,0 | 452 571,3 | 1,39 |
| PERLENGKAPAN KOMPUTER | 7 547,4 | 6 890,9 | -8,70 | 114 909,7 | 134 850,0 | 17,35 |
| SEMI KONDUKTOR DAN KOMPONEN ELEK | 1 312,8 | 1 568,9 | 19,51 | 105 398,4 | 99 265,6 | -5,82 |
| TELEVISI DAN PERLENGKAPAN TELEVISI | 2 309,3 | 1 829,2 | -20,79 | 94 100,0 | 79 463,6 | -15,55 |
| PERALATAN PEREKAM, PENERIMA DAN P | 1 730,9 | 1 260,7 | -27,17 | 50 396,9 | 56 802,6 | 12,71 |
| PERALATAN AUDIO DAN VIDEO ELEKTROI | 2 988,3 | 2 940,4 | -1,60 | 32 409,7 | 29 922,8 | -7,67 |
| ALAT UKUR DAN ALAT UJI | 648,2 | 567,2 | -12,50 | 25 655,4 | 24 656,6 | -3,89 |
| PERALATAN KOMUNIKASI LAINNYA | 295,2 | 351,3 | 19,00 | 13 651,0 | 16 561,0 | 21,32 |
| KAMERA CINEMATOGRAFI PROYEKTOR D | 31,3 | 13,9 | -55,59 | 3 551,1 | 2 877,8 | -18,96 |
| PERALATAN ELEKTROMEDIKAL DAN ELEK | 119,0 | 171,4 | 44,03 | 2 078,6 | 2 900,3 | 39,53 |
| KOMPUTER DAN PERLENGKAPAN KOMPL | 30,2 | 35,5 | 17,55 | 2 106,7 | 3 867,3 | 83,57 |
| MEDIA MAGNETIK DAN OPTIK | 95,4 | 73,6 | -22,85 | 720,7 | 410,9 | -42,99 |
| PERALATAN IRADIASI/SINAR X, PERLENGI | 10,1 | 9,2 | -8,91 | 1 160,7 | 572,8 | -50,65 |
| TEROPONG DAN INSTRUMEN OPTIK BUK/ | 0,6 | 1,1 | 83,33 | 91,7 | 179,7 | 95,97 |
| PERALATAN FOTOGRAFI | 0,4 | 1,6 | 300,00 | 90,2 | 239,2 | 165,19 |
| TABUNG ELEKTRON DAN KONEKTOR ELE | 0,8 | 1,2 | 50,00 | 27,2 | 1,1 | -95,96 |
| INDUSTRI PERALATAN LISTRIK | 38 199,4 | 36 148,6 | -5,37 | 355 690,8 | 372 672,3 | 4,77 |
| PERALATAN LISTRIK | 37 952,2 | 36 008,3 | -5,12 | 354 670,7 | 369 666,6 | 4,23 |
| PERALATAN RUMAH TANGGA | 247,2 | 117,3 | -52,55 | 1 020,1 | 560,9 | -45,02 |
| KABEL SERAT OPTIK | 0,0 | 23,1 | - | 0,0 | 2 444,8 | - |
| INDUSTRI MESIN DAN PERLENGKAPAN YTDL | 35 908,4 | 35 400,4 | -1,41 | 197 301,7 | 254 751,3 | 29,12 |
| MESIN UNTUK KEPERLUAN UMUM | 13 129,6 | 18 006,0 | 37,14 | 113 663,2 | 153 348,5 | 34,91 |
| MESIN UNTUK KEPERLUAN KHUSUS | 22 778,7 | 17 394,4 | -23,64 | 83 638,5 | 101 402,8 | 21,24 |
| INDUSTRI KENDARAAN BERMOTOR, TRAILER | 35 240,4 | 52 528,7 | 49,06 | 271 368,7 | 437 370,4 | 61,17 |
| KENDARAAN BERMOTOR RODA 4 DAN LE | 13 675,9 | 27 876,7 | 103,84 | 105 533,4 | 251 450,0 | 138,27 |
| SUKU CADANG KENDARAAN BERMOTOR | 21 316,0 | 23 272,7 | 9,18 | 165 684,9 | 181 562,8 | 9,58 |
| KAROSERI KENDARAAN BERMOTOR ROD | 239,6 | 1 372,0 | 472,62 | 109,4 | 4 288,9 | 3 820,38 |
| KURSI UNTUK KENDARAAN BERMOTOR R | 8,9 | 7,2 | -19,10 | 41,0 | 68,8 | 67,80 |
| INDUSTRI ALAT ANGKUTAN LAINNYA | 17 734,8 | 28 342,3 | 59,81 | 123 036,4 | 121 968,6 | -0,87 |
| KENDARAAN TEMPUR DAN BAGIANNYA | 3 880,1 | 4 199,8 | 8,24 | 41 449,3 | 47 392,2 | 14,34 |
| KAPAL LAUT DAN SEJENISNYA | 7 472,8 | 16 757,6 | 124,25 | 18 667,3 | 504,6 | -97,30 |
| SUKU CADANG KENDARAAN BERMOTOR | 2 411,8 | 3 358,0 | 39,23 | 21 149,5 | 34 735,7 | 64,24 |
| SUKU CADANG SEPEDA DAN SEJENISNYA | 2 278,2 | 2 093,8 | -8,09 | 16 711,8 | 15 498,7 | -7,26 |
| PESAWAT UDARA DAN BAGIANNYA | 81,7 | 49,9 | -38,92 | 11 153,5 | 7 130,1 | -36,07 |
| SUKU CADANG MESIN KENDARAAN RODA | 728,7 | 817,8 | 12,23 | 6 426,7 | 7 986,5 | 24,27 |
| SEPEDA DAN SEJENISNYA | 627,9 | 605,8 | -3,52 | 6 592,3 | 7 390,5 | 12,11 |
| LOKOMOTIF DAN GERBONG KERETA SER | 215,2 | 264,7 | 23,00 | 694,7 | 775,3 | 11,60 |
| SUKU CADANG KENDARAAN BERMOTOR | 37,0 | 158,6 | 328,65 | 164,0 | 261,8 | 59,63 |
| PERAHU LAYAR DAN SEJENISNYA | 1,4 | 36,1 | 2 478,57 | 27,3 | 293,3 | 974,36 |
| KERETA BAYI | 0,0 | 0,0 | - | 0,0 | 0,1 | - |
| INDUSTRI FURNITUR | 41 050,4 | 40 073,8 | -2,38 | 144 334,0 | 148 314,3 | 2,76 |
| FURNITUR DARI KAYU | 35 243,8 | 34 399,2 | -2,40 | 111 914,3 | 117 060,3 | 4,60 |
| FURNITUR DARI ROTAN ATAU BAMBU | 2 037,3 | 2 256,4 | 10,75 | 9 182,5 | 10 014,1 | 9,06 |
| FURNITUR DARI LOGAM | 1 364,1 | 1 495,4 | 9,63 | 10 352,4 | 10 548,4 | 1,89 |
| FURNITUR DARI PLASTIK | 1 192,1 | 1 041,9 | -12,60 | 6 635,8 | 5 796,3 | -12,65 |
| FURNITUR LAINNYA | 1 213,1 | 880,9 | -27,38 | 6 249,0 | 4 895,2 | -21,66 |
| INDUSTRI PENGOLAHAN LAINNYA | 128 172,0 | 79 048,7 | -38,33 | 367 382,7 | 249 290,0 | -32,14 |
| BARANG PERHIASAN DAN BARANG BERH | 64,5 | 63,1 | -2,17 | 216 685,8 | 99 943,9 | -53,88 |
| INSTRUMEN ALAT MUSIK | 4 170,1 | 3 779,7 | -9,36 | 42 726,2 | 34 619,2 | -18,97 |
| BARANG INDUSTRI KERAJINAN | 119 034,9 | 70 188,0 | -41,04 | 49 144,0 | 47 880,0 | -2,57 |
| INSTRUMEN ALAT MUSIK | 8 373,3 | 7 728,5 | -7,70 | 84 687,6 | 73 949,1 | -12,68 |
| BARANG INDUSTRI KERAJINAN | 226 475,1 | 140 397,6 | -38,01 | 92 552,5 | 97 749,5 | 5,62 |
| MAINAN ANAK-ANAK | 2 925,8 | 2 912,2 | -0,46 | 37 108,0 | 38 633,7 | 4,11 |
| ALAT OLAH RAGA | 1 354,7 | 1 386,8 | 2,37 | 31 412,7 | 31 482,8 | 0,22 |
| KACA MATA DAN BAGIANNYA | 324,9 | 346,6 | 6,68 | 14 481,9 | 21 198,2 | 46,38 |
| ALAT TULIS DAN GAMBAR | 2 815,9 | 2 106,5 | -25,19 | 18 645,1 | 15 654,8 | -16,04 |
| PERALATAN KEDOKTERAN DAN KEDOKTE | 1 422,3 | 2 629,5 | 84,88 | 12 459,0 | 23 093,3 | 85,35 |

**TABEL 3. PERKEMBANGAN EKSPOR KOMODITI INDUSTRI PENGOLAHAN
JANUARI-FEBRUARI 2016 DAN 2017**

| KOMODITI | BERAT BERSIH (TON) | | PERUB | NILAI FOB (RIBU US \$) | | PERUB |
|-----------------------------------|--------------------|--------------|--------|------------------------|--------------|--------|
| | JAN-FEB 2016 | JAN-FEB 2017 | % | JAN-FEB 2016 | JAN-FEB 2017 | % |
| (1) | (2) | (3) | (4) | (5) | (6) | (7) |
| ALAT PERMAINAN | 268,9 | 761,3 | 183,12 | 1 672,6 | 4 266,5 | 155,08 |
| PERALATAN UNTUK PELINDUNG KESELAI | 128,2 | 107,7 | -15,99 | 1 685,3 | 1 292,8 | -23,29 |
| PITA MESIN TULIS/GAMBAR | 0,7 | 1,8 | 157,14 | 17,9 | 33,2 | 85,47 |

**TABEL 4. PERKEMBANGAN EKSPOR KOMODITI PERTAMBANGAN
JANUARI-FEBRUARI 2016 DAN 2017**

| KOMODITI | BERAT BERSIH (TON) | | PERUB | NILAI FOB (RIBU US \$) | | PERUB |
|---------------------------------------|---------------------|---------------------|-------------|------------------------|--------------------|--------------|
| | JAN-FEB 2016 | JAN-FEB 2017 | % | JAN-FEB 2016 | JAN-FEB 2017 | % |
| (1) | (2) | (3) | (4) | (5) | (6) | (7) |
| TOTAL PERTAMBANGAN | 58 274 145,5 | 59 571 190,2 | 2,23 | 2 583 479,0 | 3 313 908,3 | 28,27 |
| PERTAMBANGAN BATU BARA DAN LIGNIT | 56 484 551,2 | 57 756 835,3 | 2,25 | 2 132 156,1 | 2 984 645,2 | 39,98 |
| BATU BARA | 51 694 404,7 | 49 144 252,1 | -4,93 | 2 008 316,1 | 2 684 857,1 | 33,69 |
| LIGNIT | 4 790 146,4 | 8 612 583,2 | 79,80 | 123 840,0 | 299 788,1 | 142,08 |
| PERTAMBANGAN MINYAK BUMI DAN GAS ALA | 40,0 | 0,0 | -100,00 | 16,0 | 0,0 | -100,00 |
| BITUMEN | 40,0 | 0,0 | -100,00 | 16,0 | 0,0 | -100,00 |
| PERTAMBANGAN BIJIH LOGAM | 555 512,5 | 380 194,0 | -31,56 | 440 538,5 | 318 886,3 | -27,61 |
| BIJIH TEMBAGA | 251 503,3 | 141 514,1 | -43,73 | 431 030,1 | 309 608,0 | -28,17 |
| BIJIH ZIRCONIUM, NIOBIUM, DAN TANTALI | 4 245,2 | 3 885,0 | -8,48 | 3 926,7 | 3 413,3 | -13,07 |
| BIJIH BESI | 290 270,0 | 230 250,2 | -20,68 | 1 629,8 | 3 039,3 | 86,48 |
| BIJIH SENG | 6 448,0 | 3 277,5 | -49,17 | 2 202,1 | 1 898,5 | -13,79 |
| BIJIH TIMBAL | 3 046,0 | 1 267,4 | -58,39 | 1 749,8 | 927,3 | -47,01 |
| PERTAMBANGAN DAN PENGGALIAN LAINNYA | 1 234 041,8 | 1 434 160,9 | 16,22 | 10 768,4 | 10 376,8 | -3,64 |
| BATU KERIKIL | 1 188 751,8 | 1 414 446,8 | 18,99 | 7 067,7 | 7 704,5 | 9,01 |
| BATU HIAS DAN BATU BANGUNAN | 4 169,9 | 6 157,0 | 47,65 | 561,7 | 857,0 | 52,57 |
| ZIRCONIUM SILIKAT | 582,0 | 485,2 | -16,63 | 727,5 | 556,3 | -23,53 |
| BATU APUNG DAN SEJENISNYA | 5 313,6 | 7 057,4 | 32,82 | 384,4 | 518,8 | 34,96 |
| ASPAL | 296,3 | 4 110,6 | 1 287,31 | 62,4 | 420,5 | 573,88 |
| TANAH DAN TANAH LIAT | 713,0 | 1 617,0 | 126,79 | 117,9 | 234,2 | 98,64 |
| BAHAN MINERAL LAINNYA | 34 215,2 | 287,0 | -99,16 | 1 846,7 | 85,5 | -95,37 |

**TABEL 5. PERKEMBANGAN EKSPOR KOMODITI LAINNYA
JANUARI-FEBRUARI 2016 DAN 2017**

| KOMODITI | BERAT BERSIH (TON) | | PERUB | NILAI FOB (RIBU US \$) | | PERUB |
|-----------------------------------|--------------------|----------------|--------------|------------------------|--------------|--------------|
| | JAN-FEB 2016 | JAN-FEB 2017 | % | JAN-FEB 2016 | JAN-FEB 2017 | % |
| (1) | (2) | (3) | (4) | (5) | (6) | (7) |
| TOTAL LAINNYA | 804,8 | 1 061,1 | 31,85 | 759,8 | 890,8 | 17,24 |
| PENGELOLAAN SAMPAH DAN DAUR ULANG | 804,8 | 1 061,1 | 31,85 | 759,8 | 890,8 | 17,24 |
| BARANG BUKAN LOGAM DAUR ULANG | 804,8 | 1 061,1 | 31,85 | 759,8 | 890,6 | 17,22 |
| RONGSOKAN KAPAL | 0,0 | 0,0 | - | 0,0 | 0,1 | - |

**TABEL 6. PERKEMBANGAN EKSPOR INDONESIA MENURUT KOMODITI DAN NEGARA TUJUAN
JANUARI-FEBRUARI 2016 DAN 2017**

| KOMODITI / NEGARA TUJUAN | BERAT BERSIH (KG) | | PERUB | NILAI FOB (US \$) | | PERUB |
|--------------------------------|----------------------|----------------------|------------------|----------------------|----------------------|------------------|
| | JAN-FEB 2016 | JAN-FEB 2017 | % | JAN-FEB 2016 | JAN-FEB 2017 | % |
| | (1) | (2) | (3) | (4) | (5) | (6) |
| HASIL MINYAK | 595 061 639 | 626 210 836 | 5,23 | 140 863 531 | 257 785 423 | 83,00 |
| Japan | 75 205 | 166 866 | 121,88 | 99 168 | 201 526 | 103,22 |
| Hongkong | 0 | 906 | - | 0 | 1 344 | - |
| Korea, Republic Of | 34 606 912 | 40 248 528 | 16,30 | 18 776 834 | 26 002 598 | 38,48 |
| Taiwan | 595 753 | 1 386 476 | 132,73 | 313 081 | 590 162 | 88,50 |
| China | 7 422 259 | 6 413 342 | -13,59 | 6 693 918 | 5 081 789 | -24,08 |
| Papua New Guinea | 0 | 2 120 | - | 0 | 5 156 | - |
| Thailand | 390 682 | 208 113 | -46,73 | 826 853 | 387 915 | -53,09 |
| Singapore | 216 649 426 | 171 697 340 | -20,75 | 35 065 042 | 74 197 602 | 111,60 |
| Philippines | 55 788 | 122 438 | 119,47 | 97 351 | 226 385 | 132,54 |
| Malaysia | 257 540 877 | 302 874 076 | 17,60 | 60 842 041 | 111 193 943 | 82,76 |
| Myanmar | 29 121 | 182 542 | 526,85 | 40 394 | 187 485 | 364,14 |
| Cambodia | 0 | 3 | - | 0 | 1 | - |
| Vietnam | 219 583 | 501 054 | 128,18 | 296 740 | 497 860 | 67,78 |
| Maldives | 591 | 0 | -100,00 | 1 356 | 0 | -100,00 |
| India | 65 345 175 | 85 748 614 | 31,22 | 10 067 215 | 27 618 057 | 174,34 |
| Bangladesh | 348 307 | 20 956 | -93,98 | 275 609 | 29 578 | -89,27 |
| Saudi Arabia | 0 | 501 | - | 0 | 326 | - |
| Yemen | 13 260 | 13 207 | -0,40 | 15 939 | 22 110 | 38,72 |
| Oman | 24 528 | 0 | -100,00 | 39 432 | 0 | -100,00 |
| United Arab Emirates | 665 338 | 318 560 | -52,12 | 726 731 | 334 675 | -53,95 |
| Congo | 18 | 0 | -100,00 | 37 | 0 | -100,00 |
| Nigeria | 31 200 | 0 | -100,00 | 30 744 | 0 | -100,00 |
| Benin | 11 936 | 0 | -100,00 | 20 342 | 0 | -100,00 |
| South Africa | 4 | 63 358 | 1 508 425,00 | 55 | 62 743 | 114 603,73 |
| Australia | 250 544 | 506 067 | 101,99 | 370 571 | 621 556 | 67,73 |
| New Zealand | 48 420 | 113 000 | 133,37 | 81 675 | 143 045 | 75,14 |
| East Timor | 858 141 | 817 957 | -4,68 | 401 725 | 569 100 | 41,66 |
| United States | 269 670 | 205 851 | -23,67 | 263 485 | 204 929 | -22,22 |
| Canada | 0 | 16 888 | - | 0 | 37 562 | - |
| Mexico | 0 | 3 710 | - | 0 | 9 297 | - |
| United Kingdom | 0 | 227 970 | - | 0 | 149 340 | - |
| Netherlands | 8 008 412 | 13 973 286 | 74,48 | 4 474 556 | 9 166 864 | 104,87 |
| Germany, Fed. Rep. Of | 1 144 530 | 377 110 | -67,05 | 743 987 | 242 476 | -67,41 |
| Belgium | 455 960 | 0 | -100,00 | 298 654 | 0 | -100,00 |
| GAS (PENGADAAN GAS) | 175 220 | 23 450 739 | 13 283,60 | 98 390 | 20 600 107 | 20 837,11 |
| Korea, Republic Of | 0 | 1 503 925 | - | 0 | 1 517 466 | - |
| Taiwan | 0 | 3 920 274 | - | 0 | 2 948 046 | - |
| China | 0 | 13 267 544 | - | 0 | 11 512 945 | - |
| Papua New Guinea | 0 | 30 | - | 0 | 25 | - |
| Singapore | 130 020 | 0 | -100,00 | 69 598 | 0 | -100,00 |
| Malaysia | 0 | 4 702 466 | - | 0 | 4 584 904 | - |
| East Timor | 45 200 | 56 500 | 25,00 | 28 792 | 36 721 | 27,54 |
| MINYAK MENTAH | 2 487 145 539 | 2 079 748 001 | -16,38 | 834 188 168 | 787 924 944 | -5,55 |
| Japan | 508 406 024 | 181 543 790 | -64,29 | 180 894 524 | 67 524 952 | -62,67 |
| Korea, Republic Of | 133 771 060 | 119 359 848 | -10,77 | 45 663 427 | 39 951 949 | -12,51 |
| Taiwan | 136 319 920 | 137 334 180 | 0,74 | 45 352 902 | 46 525 428 | 2,59 |
| China | 595 360 438 | 374 623 078 | -37,08 | 182 872 836 | 143 118 809 | -21,74 |
| Thailand | 159 798 783 | 350 492 804 | 119,33 | 41 519 899 | 141 377 756 | 240,51 |
| Singapore | 178 517 484 | 224 034 314 | 25,50 | 65 108 106 | 92 127 225 | 41,50 |
| Malaysia | 236 527 270 | 299 534 251 | 26,64 | 86 981 300 | 111 533 089 | 28,23 |
| India | 93 241 300 | 0 | -100,00 | 22 774 460 | 0 | -100,00 |
| Australia | 218 788 191 | 148 016 294 | -32,35 | 79 123 855 | 52 688 616 | -33,41 |
| United States | 226 415 069 | 244 809 442 | 8,12 | 83 896 859 | 93 077 120 | 10,94 |
| GAS ALAM (PERTAMBANGAN) | 3 967 518 115 | 4 099 086 329 | 3,32 | 1 246 163 154 | 1 403 452 026 | 12,62 |
| Japan | 1 021 128 240 | 1 174 010 217 | 14,97 | 406 950 765 | 426 790 658 | 4,88 |
| Korea, Republic Of | 931 362 603 | 798 597 816 | -14,25 | 280 152 375 | 277 402 925 | -0,98 |
| Taiwan | 432 147 392 | 366 803 911 | -15,12 | 148 290 878 | 171 311 268 | 15,52 |
| China | 375 500 042 | 253 369 517 | -32,52 | 125 959 002 | 91 547 452 | -27,32 |
| Singapore | 1 080 092 819 | 1 244 448 425 | 15,22 | 257 117 789 | 371 931 142 | 44,65 |
| Malaysia | 61 408 556 | 127 550 500 | 107,71 | 21 031 487 | 34 773 728 | 65,34 |
| India | 0 | 68 607 287 | - | 0 | 19 821 736 | - |
| Mexico | 65 878 463 | 65 698 656 | -0,27 | 6 660 858 | 9 873 116 | 48,23 |
| SAYUR-SAYURAN | 9 569 915 | 6 764 599 | -29,31 | 3 999 803 | 5 331 575 | 33,30 |
| Japan | 63 416 | 76 004 | 19,85 | 196 845 | 214 613 | 9,03 |
| Hongkong | 4 944 | 9 383 | 89,81 | 83 212 | 80 136 | -3,70 |
| Korea, Republic Of | 333 | 2 639 | 693,24 | 37 182 | 68 563 | 84,40 |
| Taiwan | 2 476 331 | 3 890 | -99,84 | 502 648 | 3 009 | -99,40 |
| China | 0 | 788 195 | - | 0 | 805 230 | - |
| Thailand | 33 278 | 65 356 | 96,39 | 111 263 | 280 714 | 152,30 |
| Singapore | 3 020 130 | 2 858 467 | -5,35 | 1 478 441 | 1 741 676 | 17,80 |
| Philippines | 492 050 | 820 474 | 66,75 | 429 149 | 998 219 | 132,60 |
| Malaysia | 3 245 565 | 1 959 151 | -39,64 | 712 951 | 656 440 | -7,93 |
| Brunei Darussalam | 5 534 | 3 074 | -44,45 | 20 673 | 9 839 | -52,41 |
| Vietnam | 129 350 | 60 075 | -53,56 | 79 692 | 91 976 | 15,41 |
| India | 1 740 | 1 864 | 7,10 | 97 739 | 151 237 | 54,74 |
| Pakistan | 0 | 100 | - | 0 | 3 361 | - |
| Saudi Arabia | 20 341 | 15 142 | -25,56 | 14 780 | 37 467 | 153,50 |
| Kuwait | 11 070 | 0 | -100,00 | 45 726 | 0 | -100,00 |
| Oman | 70 | 0 | -100,00 | 237 | 0 | -100,00 |
| United Arab Emirates | 5 049 | 373 | -92,62 | 15 372 | 733 | -95,23 |
| Qatar | 810 | 740 | -8,62 | 3 570 | 1 854 | -48,07 |
| Bahrain | 29 | 0 | -100,00 | 304 | 0 | -100,00 |

TABEL 6. PERKEMBANGAN EKSPOR INDONESIA MENURUT KOMODITI DAN NEGARA TUJUAN
JANUARI-FEBRUARI 2016 DAN 2017

| KOMODITI / NEGARA TUJUAN | BERAT BERSIH (KG) | | PERUB | NILAI FOB (US \$) | | PERUB |
|--------------------------|-------------------|------------------|---------------|-------------------|------------------|---------------|
| | JAN-FEB 2016 | JAN-FEB 2017 | % | JAN-FEB 2016 | JAN-FEB 2017 | % |
| | (1) | (2) | (3) | (4) | (5) | (6) |
| Tanzania, United Rep. Of | 0 | 4 | - | 0 | 280 | - |
| Australia | 24 000 | 24 000 | 0,00 | 106 214 | 100 212 | -5,65 |
| Christmas Islands | 183 | 0 | -100,00 | 127 | 0 | -100,00 |
| East Timor | 4 500 | 29 057 | 545,71 | 1 110 | 6 957 | 526,74 |
| United States | 2 500 | 1 | -99,96 | 19 100 | 10 | -99,95 |
| Netherlands | 7 178 | 3 586 | -50,04 | 24 927 | 10 595 | -57,49 |
| France | 0 | 20 | - | 0 | 96 | - |
| Germany, Fed. Rep. Of | 68 | 22 000 | 32 252,94 | 870 | 47 740 | 5 387,36 |
| Austria | 0 | 5 | - | 0 | 5 | - |
| Spain | 446 | 0 | -100,00 | 161 | 0 | -100,00 |
| Russia Federation | 21 000 | 21 000 | 0,00 | 17 510 | 20 615 | 17,73 |
| TEBAKAU | 1 604 823 | 2 104 889 | 31,16 | 6 852 510 | 7 414 337 | 8,20 |
| Japan | 0 | 180 | - | 0 | 4 180 | - |
| Korea, Republic Of | 0 | 2 300 | - | 0 | 7 584 | - |
| China | 0 | 59 052 | - | 0 | 226 402 | - |
| Singapore | 285 | 42 100 | 14 671,93 | 1 805 | 135 350 | 7 398,61 |
| Philippines | 0 | 91 142 | - | 0 | 226 550 | - |
| Malaysia | 83 895 | 0 | -100,00 | 49 582 | 0 | -100,00 |
| Cambodia | 0 | 15 099 | - | 0 | 83 045 | - |
| Vietnam | 0 | 203 495 | - | 0 | 949 563 | - |
| Sri Lanka | 90 945 | 64 847 | -28,70 | 2 388 780 | 1 066 645 | -55,35 |
| United Arab Emirates | 10 815 | 0 | -100,00 | 39 258 | 0 | -100,00 |
| Egypt | 56 650 | 535 550 | 845,37 | 60 235 | 542 699 | 800,97 |
| United States | 383 223 | 436 763 | 13,97 | 568 304 | 435 711 | -23,33 |
| Nicaragua | 18 000 | 35 471 | 97,06 | 307 980 | 342 543 | 11,22 |
| Puerto Rico | 225 252 | 0 | -100,00 | 567 101 | 0 | -100,00 |
| Dominican Republic | 31 285 | 363 719 | 1 062,59 | 407 934 | 2 666 533 | 553,67 |
| United Kingdom | 7 560 | 0 | -100,00 | 7 560 | 0 | -100,00 |
| Netherlands | 294 334 | 95 400 | -67,59 | 713 026 | 203 539 | -71,45 |
| Germany, Fed. Rep. Of | 54 907 | 41 005 | -25,32 | 318 461 | 275 984 | -13,34 |
| Belgium | 281 272 | 104 367 | -62,89 | 1 234 906 | 232 695 | -81,16 |
| Sweden | 19 800 | 0 | -100,00 | 63 360 | 0 | -100,00 |
| Italy | 0 | 14 400 | - | 0 | 15 315 | - |
| Spain | 7 000 | 0 | -100,00 | 50 960 | 0 | -100,00 |
| Poland | 39 600 | 0 | -100,00 | 73 260 | 0 | -100,00 |
| JAGUNG | 400 572 | 243 622 | -39,18 | 262 527 | 253 493 | -3,44 |
| Japan | 244 680 | 128 500 | -47,48 | 40 687 | 52 848 | 29,89 |
| Thailand | 300 | 0 | -100,00 | 1 209 | 0 | -100,00 |
| Singapore | 60 000 | 32 722 | -45,46 | 35 520 | 24 150 | -32,01 |
| Malaysia | 20 100 | 32 400 | 61,19 | 10 513 | 17 495 | 66,41 |
| Vietnam | 75 020 | 50 000 | -33,35 | 173 438 | 159 000 | -8,32 |
| Maldives | 113 | 0 | -100,00 | 369 | 0 | -100,00 |
| India | 5 | 0 | -100,00 | 8 | 0 | -100,00 |
| United Arab Emirates | 61 | 0 | -100,00 | 10 | 0 | -100,00 |
| Vanuatu | 288 | 0 | -100,00 | 764 | 0 | -100,00 |
| Christmas Islands | 5 | 0 | -100,00 | 9 | 0 | -100,00 |
| BUNGA | 663 361 | 368 129 | -44,51 | 2 404 805 | 1 583 376 | -34,16 |
| Japan | 17 377 | 19 488 | 12,15 | 192 600 | 219 499 | 13,97 |
| Hongkong | 180 | 0 | -100,00 | 2 890 | 0 | -100,00 |
| Korea, Republic Of | 110 | 1 500 | 1 263,64 | 2 716 | 11 700 | 330,78 |
| Taiwan | 16 | 0 | -100,00 | 487 | 0 | -100,00 |
| China | 185 165 | 17 640 | -90,47 | 170 621 | 26 460 | -84,49 |
| Thailand | 160 003 | 85 448 | -46,60 | 989 614 | 916 433 | -7,39 |
| Singapore | 69 147 | 62 675 | -9,36 | 336 080 | 136 239 | -59,46 |
| Malaysia | 46 032 | 35 361 | -23,18 | 419 099 | 84 028 | -79,95 |
| Vietnam | 170 790 | 129 600 | -24,12 | 143 091 | 114 240 | -20,16 |
| Saudi Arabia | 13 838 | 15 878 | 14,74 | 73 997 | 40 764 | -44,91 |
| United States | 255 | 0 | -100,00 | 1 612 | 0 | -100,00 |
| Netherlands | 448 | 540 | 20,54 | 71 998 | 34 014 | -52,76 |
| BIJI-BIJIAN | 135 061 | 259 830 | 92,38 | 212 429 | 294 974 | 38,86 |
| Hongkong | 496 | 0 | -100,00 | 542 | 0 | -100,00 |
| Taiwan | 0 | 102 660 | - | 0 | 24 850 | - |
| China | 2 513 | 97 015 | 3 760,99 | 3 769 | 22 323 | 492,27 |
| Singapore | 57 000 | 11 200 | -80,35 | 19 950 | 26 436 | 32,51 |
| Malaysia | 39 170 | 27 000 | -31,07 | 54 930 | 37 800 | -31,19 |
| Vietnam | 10 253 | 800 | -92,20 | 40 046 | 800 | -98,00 |
| India | 0 | 150 | - | 0 | 600 | - |
| Pakistan | 17 430 | 0 | -100,00 | 11 515 | 0 | -100,00 |
| Gabon | 7 450 | 21 000 | 181,88 | 80 542 | 182 155 | 126,16 |
| United States | 50 | 0 | -100,00 | 1 000 | 0 | -100,00 |
| United Kingdom | 0 | 5 | - | 0 | 11 | - |
| Spain | 700 | 0 | -100,00 | 135 | 0 | -100,00 |
| TANAMAN BERSERAT | 1 067 631 | 551 887 | -48,31 | 1 105 952 | 935 128 | -15,45 |
| Japan | 205 226 | 18 772 | -90,85 | 44 951 | 35 600 | -20,80 |
| Hongkong | 45 810 | 58 535 | 27,78 | 111 111 | 169 576 | 52,62 |
| Taiwan | 6 690 | 101 | -98,49 | 13 380 | 140 | -98,95 |
| China | 107 899 | 111 862 | 3,67 | 167 964 | 252 465 | 50,31 |
| Papua New Guinea | 0 | 20 | - | 0 | 145 | - |
| Singapore | 20 203 | 14 511 | -28,17 | 32 401 | 21 019 | -35,13 |
| Malaysia | 119 909 | 242 128 | 101,93 | 139 614 | 274 866 | 96,88 |
| Brunei Darussalam | 14 149 | 0 | -100,00 | 25 640 | 0 | -100,00 |
| Vietnam | 47 015 | 0 | -100,00 | 23 508 | 0 | -100,00 |

**TABEL 6. PERKEMBANGAN EKSPOR INDONESIA MENURUT KOMODITI DAN NEGARA TUJUAN
JANUARI-FEBRUARI 2016 DAN 2017**

| KOMODITI / NEGARA TUJUAN | BERAT BERSIH (KG) | | PERUB | NILAI FOB (US \$) | | PERUB |
|--------------------------------|-------------------|-------------------|---------------|--------------------|--------------------|---------------|
| | JAN-FEB 2016 | JAN-FEB 2017 | % | JAN-FEB 2016 | JAN-FEB 2017 | % |
| | (1) | (2) | (3) | (4) | (5) | (6) |
| India | 289 475 | 0 | -100,00 | 173 498 | 0 | -100,00 |
| Bangladesh | 0 | 10 000 | - | 0 | 13 000 | - |
| Sri Lanka | 169 115 | 0 | -100,00 | 293 109 | 0 | -100,00 |
| United Arab Emirates | 0 | 14 | - | 0 | 1 | - |
| Morocco | 19 266 | 0 | -100,00 | 32 991 | 0 | -100,00 |
| South Africa | 0 | 7 925 | - | 0 | 13 289 | - |
| East Timor | 0 | 472 | - | 0 | 281 | - |
| United States | 19 473 | 37 317 | 91,64 | 39 756 | 63 418 | 59,52 |
| Costa Rica | 0 | 7 786 | - | 0 | 12 458 | - |
| Netherlands | 0 | 1 | - | 0 | 2 | - |
| France | 0 | 7 587 | - | 0 | 15 292 | - |
| Germany, Fed. Rep. Of | 0 | 18 000 | - | 0 | 30 750 | - |
| Belgium | 0 | 16 858 | - | 0 | 32 826 | - |
| Portugal | 3 403 | 0 | -100,00 | 8 030 | 0 | -100,00 |
| KACANG TANAH | 204 029 | 210 387 | 3,12 | 327 689 | 362 866 | 10,73 |
| Hongkong | 106 083 | 97 377 | -8,21 | 141 238 | 114 787 | -18,73 |
| Korea, Republic Of | 0 | 37 800 | - | 0 | 72 489 | - |
| Singapore | 26 | 0 | -100,00 | 13 | 0 | -100,00 |
| Malaysia | 97 920 | 59 160 | -39,58 | 186 438 | 115 725 | -37,93 |
| Australia | 0 | 14 400 | - | 0 | 59 040 | - |
| East Timor | 0 | 1 650 | - | 0 | 825 | - |
| UMBI-UMBIAN | 1 001 339 | 1 251 520 | 24,98 | 350 447 | 691 562 | 97,34 |
| Japan | 0 | 115 000 | - | 0 | 72 316 | - |
| Hongkong | 20 700 | 38 060 | 83,86 | 12 704 | 27 326 | 115,10 |
| Taiwan | 0 | 624 | - | 0 | 231 | - |
| China | 47 020 | 108 995 | 131,81 | 28 212 | 229 416 | 713,18 |
| Thailand | 45 | 45 | 0,00 | 18 | 51 | 182,02 |
| Singapore | 271 834 | 268 305 | -1,30 | 154 419 | 212 565 | 37,65 |
| Malaysia | 661 738 | 720 198 | 8,83 | 155 088 | 149 014 | -3,92 |
| Saudi Arabia | 0 | 260 | - | 0 | 524 | - |
| Qatar | 0 | 20 | - | 0 | 43 | - |
| Christmas Islands | 2 | 0 | -100,00 | 6 | 0 | -100,00 |
| Netherlands | 0 | 4 | - | 0 | 19 | - |
| France | 0 | 10 | - | 0 | 57 | - |
| BIBIT BUNGA | 94 | 166 | 76,16 | 281 864 | 193 486 | -31,35 |
| Singapore | 5 | 0 | -100,00 | 9 079 | 0 | -100,00 |
| Netherlands | 90 | 166 | 85,19 | 272 785 | 193 486 | -29,07 |
| BUAH-BUAHAN SEMUSIM | 38 258 | 24 417 | -36,18 | 43 190 | 26 494 | -38,66 |
| Hongkong | 640 | 135 | -78,91 | 639 | 180 | -71,85 |
| Singapore | 30 278 | 14 549 | -51,95 | 35 034 | 19 623 | -43,99 |
| Malaysia | 0 | 880 | - | 0 | 197 | - |
| Brunei Darussalam | 924 | 1 391 | 50,54 | 2 442 | 3 667 | 50,16 |
| Saudi Arabia | 160 | 385 | 140,63 | 300 | 563 | 87,60 |
| Oman | 0 | 24 | - | 0 | 53 | - |
| United Arab Emirates | 165 | 0 | -100,00 | 330 | 0 | -100,00 |
| Qatar | 856 | 136 | -84,11 | 1 464 | 195 | -86,67 |
| Bahrain | 610 | 192 | -68,52 | 1 186 | 269 | -77,34 |
| East Timor | 4 625 | 6 725 | 45,41 | 1 795 | 1 748 | -2,65 |
| TANAMAN SEMUSIM LAINNYA | 1 127 565 | 307 968 | -72,69 | 458 373 | 96 395 | -78,97 |
| Japan | 50 214 | 11 205 | -77,69 | 80 084 | 37 245 | -53,49 |
| Papua New Guinea | 799 000 | 0 | -100,00 | 294 824 | 0 | -100,00 |
| Singapore | 12 747 | 1 963 | -84,60 | 44 234 | 18 025 | -59,25 |
| East Timor | 265 603 | 294 800 | 10,99 | 39 231 | 41 125 | 4,83 |
| Germany, Fed. Rep. Of | 1 | 0 | -100,00 | 1 | 0 | -100,00 |
| KOPI | 55 181 938 | 69 102 943 | 25,23 | 140 957 207 | 184 934 775 | 31,20 |
| Japan | 5 133 014 | 5 935 646 | 15,64 | 11 074 462 | 16 565 586 | 49,58 |
| Hongkong | 191 281 | 200 125 | 4,62 | 439 986 | 459 822 | 4,51 |
| Korea, Republic Of | 372 516 | 607 980 | 63,21 | 1 274 809 | 3 157 719 | 147,70 |
| Taiwan | 1 272 960 | 780 534 | -38,68 | 3 685 052 | 2 767 117 | -24,91 |
| China | 343 855 | 1 733 768 | 404,21 | 1 245 751 | 4 077 982 | 227,35 |
| Macau | 19 200 | 19 200 | 0,00 | 77 210 | 93 730 | 21,40 |
| Papua New Guinea | 0 | 630 | - | 0 | 3 390 | - |
| Singapore | 1 280 390 | 1 060 405 | -17,18 | 3 926 513 | 3 030 137 | -22,83 |
| Philippines | 832 689 | 243 400 | -70,77 | 2 112 192 | 653 496 | -69,06 |
| Malaysia | 5 236 184 | 8 098 970 | 54,67 | 8 454 266 | 15 520 932 | 83,59 |
| Cambodia | 1 000 | 0 | -100,00 | 5 000 | 0 | -100,00 |
| Brunei Darussalam | 590 | 0 | -100,00 | 996 | 0 | -100,00 |
| Vietnam | 1 504 620 | 1 165 980 | -22,51 | 2 667 873 | 2 379 286 | -10,82 |
| India | 1 245 000 | 1 698 000 | 36,39 | 1 820 275 | 2 961 734 | 62,71 |
| Iran (Islamic Republic Of) | 37 200 | 123 000 | 230,65 | 73 840 | 331 591 | 349,07 |
| Saudi Arabia | 0 | 21 200 | - | 0 | 131 048 | - |
| Israel | 0 | 19 200 | - | 0 | 79 340 | - |
| Turkey | 0 | 36 000 | - | 0 | 97 800 | - |
| United Arab Emirates | 46 000 | 40 840 | -11,22 | 125 191 | 95 262 | -23,91 |
| Egypt | 3 333 840 | 1 263 600 | -62,10 | 5 837 259 | 2 757 817 | -52,75 |
| Morocco | 1 320 300 | 2 160 600 | 63,64 | 2 189 016 | 4 627 596 | 111,40 |
| Algeria | 466 200 | 1 261 200 | 170,53 | 736 775 | 2 681 735 | 263,98 |
| Cote D'Ivoire | 0 | 5 998 | - | 0 | 13 399 | - |
| South Africa | 19 200 | 0 | -100,00 | 84 805 | 0 | -100,00 |
| Australia | 1 448 220 | 734 881 | -49,26 | 3 508 742 | 2 783 155 | -20,68 |
| New Zealand | 56 400 | 65 400 | 15,96 | 289 526 | 356 535 | 23,14 |

TABEL 6. PERKEMBANGAN EKSPOR INDONESIA MENURUT KOMODITI DAN NEGARA TUJUAN
JANUARI-FEBRUARI 2016 DAN 2017

| KOMODITI / NEGARA TUJUAN | BERAT BERSIH (KG) | | PERUB | NILAI FOB (US \$) | | PERUB |
|--|-------------------|-------------------|--------------|-------------------|-------------------|--------------|
| | JAN-FEB 2016 | JAN-FEB 2017 | % | JAN-FEB 2016 | JAN-FEB 2017 | % |
| | (1) | (2) | (3) | (4) | (5) | (6) |
| East Timor | 1 260 | 822 | -34,76 | 3 200 | 1 738 | -45,70 |
| United States | 10 048 925 | 13 055 160 | 29,92 | 46 451 428 | 51 298 023 | 10,43 |
| Canada | 879 600 | 883 200 | 0,41 | 4 236 831 | 4 789 667 | 13,05 |
| Mexico | 56 400 | 0 | -100,00 | 280 119 | 0 | -100,00 |
| United Kingdom | 1 717 561 | 3 211 750 | 86,99 | 4 348 240 | 8 425 316 | 93,76 |
| Netherlands | 1 042 710 | 542 220 | -48,00 | 2 290 815 | 1 964 816 | -14,23 |
| France | 1 530 000 | 853 200 | -44,24 | 2 724 995 | 1 898 113 | -30,34 |
| Germany, Fed. Rep. Of | 1 191 600 | 5 978 395 | 401,71 | 3 611 967 | 14 055 445 | 289,14 |
| Belgium | 525 200 | 2 150 840 | 309,53 | 1 901 923 | 5 292 869 | 178,29 |
| Switzerland | 4 | 0 | -100,00 | 15 | 0 | -100,00 |
| Denmark | 34 070 | 34 560 | 1,44 | 55 980 | 102 858 | 83,74 |
| Norway | 38 400 | 0 | -100,00 | 178 560 | 0 | -100,00 |
| Sweden | 19 200 | 151 200 | 687,50 | 95 091 | 321 062 | 237,64 |
| Ireland | 37 200 | 57 600 | 54,84 | 125 794 | 292 243 | 132,32 |
| Italy | 9 197 969 | 6 466 600 | -29,70 | 16 798 843 | 13 171 358 | -21,59 |
| Spain | 96 000 | 67 240 | -29,96 | 142 541 | 183 194 | 28,52 |
| Portugal | 288 000 | 403 200 | 40,00 | 504 347 | 796 309 | 57,89 |
| Greece | 447 600 | 769 200 | 71,85 | 787 891 | 1 666 229 | 111,48 |
| Poland | 0 | 153 600 | - | 0 | 285 715 | - |
| Romania | 94 800 | 37 200 | -60,76 | 162 237 | 72 652 | -55,22 |
| Bulgaria | 0 | 285 000 | - | 0 | 606 982 | - |
| Armenia | 75 000 | 208 800 | 178,40 | 142 377 | 480 724 | 237,64 |
| Ukraine | 37 800 | 0 | -100,00 | 69 766 | 0 | -100,00 |
| Georgia | 1 290 600 | 1 561 800 | 21,01 | 2 156 171 | 3 372 789 | 56,42 |
| Czech Republic | 0 | 172 800 | - | 0 | 362 395 | - |
| Russia Federation | 2 371 380 | 4 782 000 | 101,65 | 4 258 541 | 9 868 070 | 131,72 |
| TANAMAN OBAT, AROMATIK, DAN REMPAH-REMPAH | 52 583 036 | 49 050 577 | -6,72 | 77 495 007 | 88 411 215 | 14,09 |
| Japan | 268 766 | 131 351 | -51,13 | 801 112 | 911 338 | 13,76 |
| Hongkong | 6 983 | 1 846 | -73,56 | 136 490 | 6 165 | -95,48 |
| Korea, Republic Of | 314 263 | 120 220 | -61,75 | 533 241 | 387 837 | -27,27 |
| Taiwan | 263 684 | 325 709 | 23,52 | 233 378 | 321 583 | 37,79 |
| China | 997 554 | 1 461 568 | 46,52 | 375 985 | 1 055 553 | 180,74 |
| Papua New Guinea | 1 | 0 | -100,00 | 1 | 0 | -100,00 |
| Thailand | 16 623 915 | 16 565 921 | -0,35 | 22 914 425 | 20 848 732 | -9,01 |
| Singapore | 2 199 326 | 1 022 925 | -53,49 | 3 732 659 | 2 009 379 | -46,17 |
| Philippines | 479 973 | 77 160 | -83,92 | 391 562 | 113 986 | -70,89 |
| Malaysia | 1 711 611 | 928 640 | -45,74 | 1 834 300 | 1 237 323 | -32,55 |
| Myanmar | 320 200 | 1 951 230 | 509,38 | 660 156 | 3 376 797 | 411,51 |
| Brunei Darussalam | 400 | 0 | -100,00 | 317 | 0 | -100,00 |
| Nepal | 290 750 | 235 400 | -19,04 | 346 602 | 370 590 | 6,92 |
| Vietnam | 1 707 306 | 2 976 955 | 74,37 | 2 193 756 | 5 021 752 | 128,91 |
| India | 3 486 149 | 2 535 174 | -27,28 | 6 239 228 | 11 378 028 | 82,36 |
| Pakistan | 19 376 207 | 15 484 854 | -20,08 | 21 421 555 | 20 508 092 | -4,26 |
| Bangladesh | 188 500 | 446 420 | 136,83 | 338 500 | 628 262 | 85,60 |
| Sri Lanka | 175 000 | 229 000 | 30,86 | 323 376 | 337 915 | 4,50 |
| Iraq | 21 000 | 37 800 | 80,00 | 17 850 | 64 128 | 259,26 |
| Iran (Islamic Republic Of) | 80 000 | 34 310 | -57,11 | 96 906 | 138 322 | 42,74 |
| Saudi Arabia | 133 990 | 54 060 | -59,65 | 99 066 | 105 824 | 6,82 |
| Israel | 512 000 | 26 000 | -94,92 | 36 884 | 29 305 | -20,55 |
| Jordan | 4 000 | 0 | -100,00 | 10 948 | 0 | -100,00 |
| Turkey | 189 098 | 268 196 | 41,83 | 302 464 | 705 443 | 133,23 |
| United Arab Emirates | 103 745 | 277 293 | 167,28 | 123 591 | 557 357 | 350,97 |
| Qatar | 1 578 | 1 936 | 22,66 | 2 368 | 8 355 | 252,89 |
| Egypt | 28 000 | 55 800 | 99,29 | 22 400 | 102 253 | 356,48 |
| Libyan Arab Jamahiriya | 12 000 | 47 000 | 291,67 | 3 000 | 66 969 | 2 132,30 |
| Morocco | 17 000 | 28 840 | 69,65 | 80 129 | 252 242 | 214,79 |
| Tunisia | 12 000 | 0 | -100,00 | 32 400 | 0 | -100,00 |
| Algeria | 58 000 | 0 | -100,00 | 114 250 | 0 | -100,00 |
| Sudan | 0 | 126 000 | - | 0 | 128 146 | - |
| Nigeria | 0 | 14 500 | - | 0 | 23 140 | - |
| South Africa | 1 000 | 0 | -100,00 | 2 950 | 0 | -100,00 |
| Mauritius | 0 | 209 | - | 0 | 1 084 | - |
| Australia | 2 508 | 13 046 | 420,16 | 12 435 | 64 229 | 416,52 |
| Vanuatu | 0 | 50 | - | 0 | 150 | - |
| Christmas Islands | 8 | 0 | -100,00 | 1 | 0 | -100,00 |
| East Timor | 400 | 832 | 108,00 | 40 | 252 | 530,00 |
| United States | 1 555 941 | 1 853 337 | 19,11 | 9 274 665 | 8 266 420 | -10,87 |
| Canada | 36 205 | 68 610 | 89,50 | 184 950 | 869 225 | 369,98 |
| Mexico | 40 000 | 17 200 | -57,00 | 63 047 | 41 846 | -33,63 |
| Chile | 16 000 | 0 | -100,00 | 84 800 | 0 | -100,00 |
| Argentina | 0 | 30 000 | - | 0 | 126 550 | - |
| Brazil | 258 800 | 217 450 | -15,98 | 471 620 | 501 649 | 6,37 |
| Colombia | 13 500 | 0 | -100,00 | 13 690 | 0 | -100,00 |
| Uruguay | 0 | 11 000 | - | 0 | 42 783 | - |
| Peru | 0 | 25 000 | - | 0 | 37 500 | - |
| Dominican Republic | 309 445 | 318 020 | 2,77 | 515 751 | 810 312 | 57,11 |
| Costa Rica | 7 000 | 0 | -100,00 | 16 484 | 0 | -100,00 |
| United Kingdom | 32 280 | 27 170 | -15,83 | 180 446 | 70 239 | -61,07 |
| Netherlands | 265 454 | 455 797 | 71,70 | 1 742 305 | 1 634 077 | -6,21 |
| France | 39 600 | 31 509 | -20,43 | 179 308 | 1 068 746 | 496,04 |
| Germany, Fed. Rep. Of | 139 510 | 99 500 | -28,68 | 414 439 | 1 616 036 | 289,93 |
| Belgium | 12 085 | 20 584 | 70,34 | 63 366 | 248 183 | 291,67 |
| Switzerland | 0 | 3 950 | - | 0 | 1 326 250 | - |
| Denmark | 52 860 | 0 | -100,00 | 146 143 | 0 | -100,00 |
| Sweden | 0 | 2 010 | - | 0 | 11 042 | - |

**TABEL 6. PERKEMBANGAN EKSPOR INDONESIA MENURUT KOMODITI DAN NEGARA TUJUAN
JANUARI-FEBRUARI 2016 DAN 2017**

| KOMODITI / NEGARA TUJUAN | BERAT BERSIH (KG) | | PERUB | NILAI FOB (US \$) | | PERUB |
|----------------------------|-------------------|------------------|---------------|-------------------|-------------------|---------------|
| | JAN-FEB 2016 | JAN-FEB 2017 | % | JAN-FEB 2016 | JAN-FEB 2017 | % |
| | (1) | (2) | (3) | (4) | (5) | (6) |
| Italy | 17 930 | 37 300 | 108,03 | 153 447 | 185 452 | 20,86 |
| Spain | 60 368 | 195 265 | 223,46 | 110 993 | 350 905 | 216,15 |
| Portugal | 9 000 | 40 000 | 344,44 | 37 782 | 94 830 | 150,99 |
| Greece | 54 870 | 67 600 | 23,20 | 139 640 | 140 304 | 0,48 |
| Poland | 36 000 | 1 000 | -97,22 | 63 445 | 4 400 | -93,06 |
| Romania | 13 030 | 5 005 | -61,59 | 106 238 | 2 503 | -97,64 |
| Ukraine | 12 525 | 0 | -100,00 | 24 767 | 0 | -100,00 |
| Latvia | 0 | 2 500 | - | 0 | 11 362 | - |
| Slovakia | 0 | 5 001 | - | 0 | 19 855 | - |
| Russia Federation | 13 720 | 35 525 | 158,93 | 73 359 | 170 217 | 132,03 |
| LADA HITAM | 3 304 565 | 4 901 878 | 48,34 | 28 631 625 | 33 195 727 | 15,94 |
| Japan | 34 278 | 17 272 | -49,61 | 320 538 | 126 878 | -60,42 |
| Hongkong | 700 | 500 | -28,57 | 10 122 | 7 230 | -28,57 |
| Korea, Republic Of | 0 | 111 500 | - | 0 | 758 973 | - |
| Taiwan | 40 070 | 32 500 | -18,89 | 330 811 | 256 173 | -22,56 |
| China | 175 000 | 0 | -100,00 | 1 802 252 | 0 | -100,00 |
| Singapore | 25 030 | 82 926 | 231,30 | 197 824 | 559 639 | 182,90 |
| Philippines | 21 000 | 0 | -100,00 | 63 500 | 0 | -100,00 |
| Malaysia | 201 000 | 75 000 | -62,69 | 1 714 100 | 495 000 | -71,12 |
| Vietnam | 337 127 | 1 029 475 | 205,37 | 2 601 339 | 6 466 431 | 148,58 |
| India | 1 055 880 | 790 276 | -25,15 | 7 874 576 | 4 901 254 | -37,76 |
| Pakistan | 14 000 | 56 037 | 300,26 | 103 450 | 301 050 | 191,01 |
| Iran (Islamic Republic Of) | 0 | 14 000 | - | 0 | 87 500 | - |
| Turkey | 0 | 40 040 | - | 0 | 82 082 | - |
| United Arab Emirates | 0 | 25 000 | - | 0 | 154 200 | - |
| Egypt | 0 | 14 000 | - | 0 | 82 600 | - |
| South Africa | 14 000 | 0 | -100,00 | 133 470 | 0 | -100,00 |
| Mauritius | 0 | 300 | - | 0 | 2 715 | - |
| United States | 950 000 | 1 857 554 | 95,53 | 9 282 009 | 13 649 118 | 47,05 |
| Canada | 0 | 33 000 | - | 0 | 259 823 | - |
| Dominican Republic | 0 | 10 000 | - | 0 | 67 000 | - |
| United Kingdom | 0 | 9 040 | - | 0 | 93 766 | - |
| Netherlands | 36 000 | 105 016 | 191,71 | 341 124 | 592 700 | 73,75 |
| France | 175 000 | 375 400 | 114,51 | 1 697 070 | 2 870 056 | 69,12 |
| Germany, Fed. Rep. Of | 89 000 | 56 000 | -37,08 | 775 847 | 368 600 | -52,49 |
| Belgium | 26 005 | 13 | -99,95 | 284 765 | 35 | -99,99 |
| Italy | 85 000 | 15 000 | -82,35 | 875 430 | 107 900 | -87,67 |
| Spain | 0 | 6 030 | - | 0 | 13 839 | - |
| Greece | 0 | 9 000 | - | 0 | 17 550 | - |
| Romania | 0 | 10 000 | - | 0 | 11 144 | - |
| Lithuania | 0 | 25 000 | - | 0 | 165 000 | - |
| Latvia | 0 | 12 000 | - | 0 | 76 800 | - |
| Russia Federation | 25 475 | 90 000 | 253,29 | 223 400 | 620 673 | 177,83 |
| LADA PUTIH | 2 037 582 | 2 751 212 | 35,02 | 22 165 117 | 21 510 519 | -2,95 |
| Japan | 96 577 | 105 602 | 9,35 | 1 350 756 | 1 110 305 | -17,80 |
| Hongkong | 49 | 84 | 70,82 | 108 | 253 | 134,33 |
| Korea, Republic Of | 0 | 30 000 | - | 0 | 314 800 | - |
| Taiwan | 52 000 | 54 500 | 4,81 | 525 675 | 557 572 | 6,07 |
| China | 16 000 | 16 000 | 0,00 | 193 600 | 161 360 | -16,65 |
| Singapore | 251 120 | 357 700 | 42,44 | 3 053 885 | 3 447 746 | 12,90 |
| Philippines | 5 000 | 0 | -100,00 | 29 567 | 0 | -100,00 |
| Malaysia | 136 351 | 50 217 | -63,17 | 1 717 441 | 561 879 | -67,28 |
| Vietnam | 558 849 | 1 128 498 | 101,93 | 4 117 671 | 6 355 346 | 54,34 |
| India | 25 000 | 176 300 | 605,20 | 296 000 | 773 353 | 161,27 |
| Pakistan | 3 980 | 43 330 | 988,69 | 25 208 | 259 012 | 927,50 |
| Bangladesh | 4 966 | 9 000 | 81,23 | 3 973 | 35 100 | 783,51 |
| United Arab Emirates | 0 | 7 000 | - | 0 | 37 100 | - |
| Mauritius | 0 | 60 | - | 0 | 660 | - |
| East Timor | 1 057 | 777 | -26,50 | 1 847 | 1 229 | -33,45 |
| United States | 507 633 | 355 998 | -29,87 | 6 314 575 | 3 571 048 | -43,45 |
| Canada | 16 000 | 0 | -100,00 | 206 400 | 0 | -100,00 |
| Argentina | 0 | 8 000 | - | 0 | 85 600 | - |
| Dominican Republic | 0 | 4 000 | - | 0 | 36 400 | - |
| United Kingdom | 0 | 9 140 | - | 0 | 122 223 | - |
| Netherlands | 107 000 | 143 000 | 33,64 | 1 341 135 | 1 449 265 | 8,06 |
| France | 78 000 | 30 000 | -61,54 | 1 032 607 | 354 150 | -65,70 |
| Germany, Fed. Rep. Of | 130 000 | 172 000 | 32,31 | 1 492 410 | 1 667 505 | 11,73 |
| Belgium | 0 | 15 004 | - | 0 | 166 611 | - |
| Denmark | 0 | 1 | - | 0 | 1 | - |
| Italy | 48 000 | 30 000 | -37,50 | 462 260 | 388 000 | -16,06 |
| Lithuania | 0 | 5 000 | - | 0 | 54 000 | - |
| BIJI KAKAO | 2 837 212 | 1 861 632 | -34,39 | 8 682 646 | 4 614 772 | -46,85 |
| Japan | 13 441 | 2 092 | -84,44 | 105 633 | 13 596 | -87,13 |
| Korea, Republic Of | 0 | 9 140 | - | 0 | 50 204 | - |
| China | 31 | 0 | -100,00 | 87 | 0 | -100,00 |
| Singapore | 600 000 | 0 | -100,00 | 1 790 400 | 0 | -100,00 |
| Malaysia | 2 072 540 | 1 800 000 | -13,15 | 6 304 858 | 4 311 120 | -31,62 |
| India | 100 000 | 25 000 | -75,00 | 316 000 | 57 108 | -81,93 |
| Sri Lanka | 25 000 | 0 | -100,00 | 81 250 | 0 | -100,00 |
| Australia | 0 | 400 | - | 0 | 2 744 | - |
| United States | 25 000 | 25 000 | 0,00 | 81 250 | 180 000 | 121,54 |
| Georgia | 1 200 | 0 | -100,00 | 3 168 | 0 | -100,00 |
| CENGKEH | 1 105 153 | 2 366 010 | 114,09 | 3 352 365 | 8 396 602 | 150,47 |

TABEL 6. PERKEMBANGAN EKSPOR INDONESIA MENURUT KOMODITI DAN NEGARA TUJUAN
JANUARI-FEBRUARI 2016 DAN 2017

| KOMODITI / NEGARA TUJUAN | BERAT BERSIH (KG) | | PERUB | NILAI FOB (US \$) | | PERUB |
|--------------------------|-------------------|----------------|---------------|-------------------|------------------|---------------|
| | JAN-FEB 2016 | JAN-FEB 2017 | % | JAN-FEB 2016 | JAN-FEB 2017 | % |
| | (1) | (2) | (3) | (4) | (5) | (6) |
| Japan | 6 005 | 11 500 | 91,52 | 11 497 | 56 645 | 392,69 |
| Hongkong | 500 | 18 000 | 3 500,00 | 6 500 | 11 250 | 73,08 |
| Korea, Republic Of | 15 352 | 1 200 | -92,18 | 103 631 | 8 400 | -91,89 |
| Taiwan | 8 190 | 16 100 | 96,58 | 3 737 | 13 650 | 265,24 |
| China | 10 | 0 | -100,00 | 8 | 0 | -100,00 |
| Thailand | 4 515 | 10 025 | 122,04 | 35 224 | 67 575 | 91,84 |
| Singapore | 45 487 | 187 185 | 311,51 | 241 554 | 958 312 | 296,73 |
| Malaysia | 39 340 | 31 930 | -18,84 | 84 059 | 190 403 | 126,51 |
| Myanmar | 0 | 28 010 | - | 0 | 66 418 | - |
| Vietnam | 120 240 | 177 355 | 47,50 | 119 859 | 353 397 | 194,84 |
| India | 385 120 | 1 023 522 | 165,77 | 467 836 | 2 527 628 | 440,28 |
| Pakistan | 44 775 | 189 964 | 324,26 | 66 843 | 988 758 | 1 379,24 |
| Bangladesh | 1 000 | 24 000 | 2 300,00 | 8 925 | 99 196 | 1 011,43 |
| Iraq | 40 000 | 8 010 | -79,98 | 30 945 | 4 966 | -83,95 |
| Saudi Arabia | 97 730 | 247 300 | 153,04 | 634 294 | 1 521 902 | 139,94 |
| Jordan | 15 000 | 0 | -100,00 | 12 552 | 0 | -100,00 |
| Syria Arab Republic | 20 000 | 75 010 | 275,05 | 11 780 | 148 423 | 1 159,96 |
| Turkey | 0 | 56 310 | - | 0 | 130 602 | - |
| United Arab Emirates | 0 | 30 980 | - | 0 | 212 467 | - |
| Qatar | 0 | 10 775 | - | 0 | 39 868 | - |
| Egypt | 78 808 | 0 | -100,00 | 79 972 | 0 | -100,00 |
| Morocco | 0 | 3 000 | - | 0 | 21 009 | - |
| South Africa | 12 610 | 9 400 | -25,46 | 40 149 | 7 990 | -80,10 |
| Australia | 3 000 | 3 000 | 0,00 | 31 200 | 25 320 | -18,85 |
| United States | 80 756 | 33 332 | -58,72 | 669 863 | 311 648 | -53,48 |
| Canada | 9 025 | 47 025 | 421,05 | 32 098 | 114 937 | 258,08 |
| Argentina | 0 | 1 000 | - | 0 | 8 500 | - |
| Brazil | 15 260 | 6 800 | -55,44 | 215 638 | 74 800 | -65,31 |
| Dominican Republic | 0 | 12 012 | - | 0 | 36 036 | - |
| Costa Rica | 3 000 | 0 | -100,00 | 23 640 | 0 | -100,00 |
| United Kingdom | 12 000 | 12 000 | 0,00 | 11 690 | 9 430 | -19,33 |
| Netherlands | 0 | 11 000 | - | 0 | 8 711 | - |
| France | 20 500 | 10 250 | -50,00 | 239 669 | 112 002 | -53,27 |
| Germany, Fed. Rep. Of | 24 430 | 35 515 | 45,37 | 147 498 | 138 027 | -6,42 |
| Belgium | 2 001 | 0 | -100,00 | 19 454 | 0 | -100,00 |
| Italy | 0 | 6 990 | - | 0 | 4 893 | - |
| Spain | 0 | 12 010 | - | 0 | 7 938 | - |
| Greece | 0 | 2 000 | - | 0 | 2 000 | - |
| Lithuania | 0 | 6 000 | - | 0 | 47 100 | - |
| Latvia | 0 | 1 000 | - | 0 | 7 400 | - |
| Slovakia | 0 | 1 500 | - | 0 | 17 250 | - |
| Russia Federation | 500 | 5 000 | 900,00 | 2 250 | 41 750 | 1 755,56 |
| LADA LAINNYA | 355 924 | 561 011 | 57,62 | 1 636 956 | 1 504 644 | -8,08 |
| Japan | 40 | 1 320 | 3 200,00 | 800 | 15 461 | 1 832,65 |
| Hongkong | 200 | 0 | -100,00 | 2 712 | 0 | -100,00 |
| China | 0 | 2 000 | - | 0 | 9 600 | - |
| Malaysia | 0 | 4 000 | - | 0 | 20 160 | - |
| Vietnam | 154 360 | 367 897 | 138,34 | 512 553 | 464 066 | -9,46 |
| India | 168 710 | 129 660 | -23,15 | 1 021 943 | 679 631 | -33,50 |
| Pakistan | 13 000 | 38 261 | 194,32 | 32 270 | 169 656 | 425,74 |
| Bangladesh | 5 980 | 0 | -100,00 | 3 588 | 0 | -100,00 |
| United Arab Emirates | 6 500 | 4 900 | -24,62 | 2 925 | 28 543 | 875,81 |
| Morocco | 5 000 | 9 000 | 80,00 | 40 766 | 58 832 | 44,32 |
| Australia | 35 | 173 | 393,43 | 643 | 4 052 | 530,09 |
| East Timor | 650 | 600 | -7,69 | 65 | 175 | 169,23 |
| United States | 249 | 0 | -100,00 | 6 215 | 0 | -100,00 |
| Canada | 0 | 725 | - | 0 | 15 895 | - |
| France | 0 | 2 175 | - | 0 | 32 150 | - |
| Germany, Fed. Rep. Of | 1 000 | 300 | -70,00 | 12 156 | 6 423 | -47,16 |
| Russia Federation | 200 | 0 | -100,00 | 320 | 0 | -100,00 |
| TEH | 293 717 | 253 374 | -13,74 | 685 682 | 462 662 | -32,53 |
| Japan | 381 | 0 | -100,00 | 4 472 | 0 | -100,00 |
| Hongkong | 952 | 0 | -100,00 | 1 675 | 0 | -100,00 |
| Korea, Republic Of | 430 | 0 | -100,00 | 2 550 | 0 | -100,00 |
| Taiwan | 69 456 | 52 626 | -24,23 | 135 470 | 124 751 | -7,91 |
| China | 110 000 | 86 550 | -21,32 | 150 674 | 117 750 | -21,85 |
| Singapore | 466 | 0 | -100,00 | 218 | 0 | -100,00 |
| Malaysia | 268 | 0 | -100,00 | 1 873 | 0 | -100,00 |
| Brunei Darussalam | 428 | 317 | -25,93 | 4 517 | 2 459 | -45,58 |
| India | 0 | 23 760 | - | 0 | 37 303 | - |
| Saudi Arabia | 19 752 | 80 | -99,59 | 100 709 | 225 | -99,78 |
| Qatar | 14 | 0 | -100,00 | 1 167 | 0 | -100,00 |
| Australia | 33 632 | 5 762 | -82,87 | 179 674 | 13 666 | -92,39 |
| New Zealand | 15 469 | 7 040 | -54,49 | 48 602 | 19 718 | -59,43 |
| East Timor | 17 323 | 6 118 | -64,68 | 15 143 | 2 726 | -82,00 |
| United States | 665 | 40 065 | 5 929,16 | 8 087 | 69 667 | 761,49 |
| France | 0 | 5 541 | - | 0 | 21 633 | - |
| Germany, Fed. Rep. Of | 24 481 | 25 516 | 4,23 | 30 852 | 52 764 | 71,02 |
| Belgium | 2 | 0 | -100,00 | 1 | 0 | -100,00 |
| KARET ALAM | 935 900 | 755 000 | -19,33 | 1 030 315 | 1 253 725 | 21,68 |
| China | 210 000 | 0 | -100,00 | 158 550 | 0 | -100,00 |
| Vietnam | 90 400 | 101 000 | 11,73 | 351 080 | 407 880 | 16,18 |
| India | 0 | 126 000 | - | 0 | 199 500 | - |
| Turkey | 293 500 | 381 000 | 29,81 | 243 605 | 477 925 | 96,19 |

TABEL 6. PERKEMBANGAN EKSPOR INDONESIA MENURUT KOMODITI DAN NEGARA TUJUAN
JANUARI-FEBRUARI 2016 DAN 2017

| KOMODITI / NEGARA TUJUAN | BERAT BERSIH (KG) | | PERUB | NILAI FOB (US \$) | | PERUB |
|-------------------------------------|--------------------|--------------------|---------------|-------------------|-------------------|--------------|
| | JAN-FEB 2016 | JAN-FEB 2017 | % | JAN-FEB 2016 | JAN-FEB 2017 | % |
| (1) | (2) | (3) | (4) | (5) | (6) | (7) |
| United States | 127 000 | 147 000 | 15,75 | 98 630 | 168 420 | 70,76 |
| Belgium | 107 500 | 0 | -100,00 | 93 525 | 0 | -100,00 |
| Italy | 107 500 | 0 | -100,00 | 84 925 | 0 | -100,00 |
| TANAMAN TAHUNAN LAINNYA | 44 720 | 50 382 | 12,66 | 78 750 | 118 000 | 49,84 |
| Japan | 2 867 | 0 | -100,00 | 14 438 | 0 | -100,00 |
| Thailand | 0 | 131 | - | 0 | 2 885 | - |
| Singapore | 18 400 | 17 580 | -4,46 | 33 448 | 24 866 | -25,66 |
| Malaysia | 3 870 | 1 750 | -54,78 | 780 | 3 935 | 404,13 |
| Vietnam | 0 | 12 110 | - | 0 | 40 811 | - |
| Saudi Arabia | 13 920 | 12 343 | -11,33 | 13 300 | 32 447 | 143,96 |
| Kuwait | 60 | 0 | -100,00 | 60 | 0 | -100,00 |
| United Arab Emirates | 12 | 111 | 825,00 | 37 | 56 | 49,19 |
| Qatar | 771 | 1 013 | 31,31 | 1 157 | 4 374 | 278,15 |
| Christmas Islands | 9 | 0 | -100,00 | 22 | 0 | -100,00 |
| Netherlands | 4 775 | 5 344 | 11,92 | 15 424 | 8 628 | -44,06 |
| Spain | 36 | 0 | -100,00 | 85 | 0 | -100,00 |
| BUAH-BUAHAN TAHUNAN | 123 442 662 | 147 930 714 | 19,84 | 47 879 344 | 53 611 319 | 11,97 |
| Japan | 513 965 | 1 114 819 | 116,91 | 560 654 | 693 840 | 23,76 |
| Hongkong | 1 773 298 | 122 089 | -93,12 | 1 486 713 | 310 770 | -79,10 |
| Korea, Republic Of | 0 | 415 756 | - | 0 | 249 882 | - |
| Taiwan | 17 751 | 19 331 | 8,90 | 95 462 | 9 374 | -90,18 |
| China | 19 665 926 | 21 439 282 | 9,02 | 4 705 180 | 6 034 727 | 28,26 |
| Papua New Guinea | 0 | 52 | - | 0 | 512 | - |
| Thailand | 15 843 671 | 58 888 926 | 271,69 | 4 347 318 | 17 113 060 | 293,65 |
| Singapore | 592 257 | 601 470 | 1,56 | 350 986 | 379 185 | 8,03 |
| Malaysia | 65 085 195 | 53 095 919 | -18,42 | 10 778 748 | 9 852 774 | -8,59 |
| Cambodia | 1 100 | 32 925 | 2 893,14 | 1 100 | 28 846 | 2 522,32 |
| Brunei Darussalam | 816 | 162 | -80,15 | 10 295 | 2 055 | -80,04 |
| Vietnam | 13 560 458 | 8 641 123 | -36,28 | 16 986 158 | 14 654 338 | -13,73 |
| India | 4 914 574 | 1 465 684 | -70,18 | 6 965 996 | 2 463 210 | -64,64 |
| Pakistan | 265 825 | 66 300 | -75,06 | 89 916 | 24 040 | -73,26 |
| Sri Lanka | 100 740 | 0 | -100,00 | 128 372 | 0 | -100,00 |
| Iran (Islamic Republic Of) | 0 | 226 050 | - | 0 | 97 243 | - |
| Saudi Arabia | 191 763 | 448 296 | 133,78 | 146 706 | 355 397 | 142,25 |
| Kuwait | 21 584 | 279 040 | 1 192,81 | 58 775 | 166 267 | 182,89 |
| Jordan | 25 000 | 0 | -100,00 | 6 875 | 0 | -100,00 |
| Oman | 40 092 | 169 549 | 322,90 | 91 561 | 144 823 | 58,17 |
| United Arab Emirates | 696 796 | 697 094 | 0,04 | 667 268 | 534 107 | -19,96 |
| Qatar | 36 242 | 25 220 | -30,41 | 39 364 | 48 634 | 23,55 |
| Bahrain | 24 147 | 15 275 | -36,74 | 28 880 | 19 018 | -34,15 |
| Nigeria | 0 | 430 | - | 0 | 77 000 | - |
| Gabon | 450 | 0 | -100,00 | 85 000 | 0 | -100,00 |
| Mali | 0 | 1 050 | - | 0 | 2 459 | - |
| Australia | 4 849 | 1 200 | -75,26 | 7 488 | 4 924 | -34,24 |
| Vanuatu | 0 | 720 | - | 0 | 1 440 | - |
| Christmas Islands | 75 | 0 | -100,00 | 34 | 0 | -100,00 |
| East Timor | 4 525 | 8 999 | 98,87 | 5 682 | 3 767 | -33,71 |
| United States | 817 | 271 | -66,87 | 2 508 | 3 289 | 31,12 |
| Canada | 93 | 17 058 | 18 341,08 | 37 | 18 308 | 49 381,44 |
| Dominican Republic | 0 | 25 000 | - | 0 | 24 000 | - |
| United Kingdom | 1 348 | 1 804 | 33,83 | 2 250 | 2 582 | 14,77 |
| Netherlands | 29 559 | 55 600 | 88,10 | 87 885 | 106 225 | 20,87 |
| France | 24 448 | 26 605 | 8,82 | 126 034 | 163 011 | 29,34 |
| Germany, Fed. Rep. Of | 2 311 | 1 528 | -33,89 | 9 072 | 8 834 | -2,63 |
| Belgium | 0 | 1 | - | 0 | 1 | - |
| Switzerland | 0 | 500 | - | 0 | 1 288 | - |
| Denmark | 950 | 0 | -100,00 | 2 233 | 0 | -100,00 |
| Italy | 1 220 | 494 | -59,51 | 2 867 | 1 451 | -49,38 |
| Spain | 820 | 25 095 | 2 962,23 | 1 926 | 10 640 | 452,49 |
| TANAMAN HIAS | 282 115 | 407 447 | 44,43 | 465 810 | 451 221 | -3,13 |
| Japan | 157 666 | 69 851 | -55,70 | 312 949 | 246 322 | -21,29 |
| Korea, Republic Of | 8 898 | 12 783 | 43,66 | 20 403 | 43 559 | 113,49 |
| Taiwan | 30 000 | 9 274 | -69,09 | 18 168 | 7 900 | -56,52 |
| Thailand | 0 | 4 000 | - | 0 | 10 200 | - |
| Singapore | 9 435 | 6 806 | -27,86 | 49 870 | 59 247 | 18,80 |
| Malaysia | 58 000 | 75 395 | 29,99 | 18 004 | 21 638 | 20,18 |
| Vietnam | 0 | 200 000 | - | 0 | 9 136 | - |
| Iraq | 0 | 300 | - | 0 | 1 350 | - |
| Oman | 9 | 1 | -88,24 | 134 | 11 | -91,97 |
| United Arab Emirates | 4 | 6 000 | 170 354,55 | 133 | 500 | 276,28 |
| Bahrain | 1 | 0 | -100,00 | 54 | 0 | -100,00 |
| Morocco | 0 | 1 130 | - | 0 | 2 603 | - |
| Australia | 1 103 | 7 849 | 611,56 | 5 183 | 7 116 | 37,29 |
| United States | 3 000 | 3 | -99,90 | 6 000 | 6 | -99,90 |
| Germany, Fed. Rep. Of | 7 000 | 55 | -99,21 | 15 173 | 1 450 | -90,44 |
| Poland | 7 000 | 14 000 | 100,00 | 19 738 | 40 182 | 103,58 |
| TANAMAN HORTIKULTURA LAINNYA | 737 796 | 639 842 | -13,28 | 1 784 541 | 1 949 016 | 9,22 |
| Japan | 28 919 | 6 591 | -77,21 | 107 009 | 38 728 | -63,81 |
| Hongkong | 735 | 920 | 25,20 | 18 972 | 2 443 | -87,12 |
| Korea, Republic Of | 597 393 | 498 977 | -16,47 | 357 050 | 391 360 | 9,61 |
| Taiwan | 14 800 | 1 580 | -89,32 | 11 080 | 860 | -92,24 |
| China | 0 | 31 012 | - | 0 | 19 617 | - |
| Thailand | 64 | 60 | -6,25 | 601 | 1 614 | 168,50 |

**TABEL 6. PERKEMBANGAN EKSPOR INDONESIA MENURUT KOMODITI DAN NEGARA TUJUAN
JANUARI-FEBRUARI 2016 DAN 2017**

| KOMODITI / NEGARA TUJUAN | BERAT BERSIH (KG) | | PERUB | NILAI FOB (US \$) | | PERUB |
|----------------------------|-------------------|------------------|---------------|-------------------|-------------------|---------------|
| | JAN-FEB 2016 | JAN-FEB 2017 | % | JAN-FEB 2016 | JAN-FEB 2017 | % |
| | (1) | (2) | (3) | (4) | (5) | (6) |
| Singapore | 6 885 | 30 045 | 336,38 | 8 012 | 13 708 | 71,09 |
| Malaysia | 5 000 | 14 770 | 195,40 | 3 750 | 21 098 | 462,61 |
| India | 0 | 250 | - | 0 | 9 300 | - |
| Iraq | 0 | 85 | - | 0 | 1 480 | - |
| Saudi Arabia | 492 | 380 | -22,76 | 621 | 532 | -14,33 |
| Kuwait | 8 068 | 460 | -94,30 | 5 638 | 667 | -88,17 |
| Jordan | 0 | 20 | - | 0 | 574 | - |
| Oman | 70 | 550 | 685,71 | 128 | 770 | 503,92 |
| Turkey | 0 | 132 | - | 0 | 319 | - |
| United Arab Emirates | 400 | 760 | 90,00 | 645 | 1 064 | 64,96 |
| Qatar | 170 | 915 | 438,24 | 311 | 2 309 | 642,44 |
| Bahrain | 80 | 130 | 62,50 | 147 | 583 | 297,95 |
| Benin | 70 | 0 | -100,00 | 8 881 | 0 | -100,00 |
| South Africa | 143 | 280 | 95,80 | 12 439 | 522 | -95,80 |
| Malawi | 0 | 120 | - | 0 | 4 600 | - |
| Australia | 2 455 | 2 074 | -15,52 | 74 016 | 57 536 | -22,26 |
| New Zealand | 50 | 63 | 26,00 | 3 825 | 5 100 | 33,33 |
| United States | 4 270 | 6 605 | 54,67 | 69 739 | 92 822 | 33,10 |
| Canada | 415 | 502 | 20,96 | 50 592 | 65 614 | 29,69 |
| United Kingdom | 489 | 45 | -90,80 | 3 289 | 329 | -90,00 |
| Netherlands | 64 734 | 41 263 | -36,26 | 1 039 795 | 1 206 352 | 16,02 |
| Germany, Fed. Rep. Of | 586 | 444 | -24,23 | 2 104 | 1 461 | -30,56 |
| Belgium | 30 | 0 | -100,00 | 1 342 | 0 | -100,00 |
| Norway | 0 | 30 | - | 0 | 63 | - |
| Italy | 235 | 230 | -2,13 | 815 | 545 | -33,12 |
| Spain | 185 | 240 | 29,73 | 1 284 | 1 123 | -12,58 |
| Poland | 41 | 56 | 36,59 | 1 034 | 1 770 | 71,20 |
| Armenia | 0 | 140 | - | 0 | 3 286 | - |
| Georgia | 3 | 0 | -100,00 | 105 | 0 | -100,00 |
| Czech Republic | 1 010 | 112 | -88,91 | 1 306 | 545 | -58,26 |
| Russia Federation | 4 | 2 | -52,38 | 14 | 324 | 2 281,50 |
| SARANG BURUNG | 108 843 | 187 322 | 72,10 | 16 664 084 | 36 122 341 | 116,77 |
| Japan | 6 | 48 | 765,45 | 6 831 | 558 | -91,83 |
| Hongkong | 65 585 | 121 154 | 84,73 | 9 029 886 | 25 266 364 | 179,81 |
| Taiwan | 1 340 | 1 354 | 1,06 | 176 949 | 255 615 | 44,46 |
| China | 1 665 | 3 950 | 137,16 | 1 891 797 | 6 574 059 | 247,50 |
| Thailand | 502 | 9 | -98,31 | 20 407 | 5 950 | -70,84 |
| Singapore | 15 010 | 9 339 | -37,78 | 2 986 172 | 1 248 358 | -58,20 |
| Malaysia | 374 | 1 150 | 207,38 | 6 299 | 14 375 | 128,19 |
| Vietnam | 21 062 | 46 620 | 121,35 | 766 317 | 561 204 | -26,77 |
| Australia | 113 | 71 | -37,52 | 33 744 | 42 920 | 27,19 |
| United States | 2 673 | 3 066 | 14,71 | 1 491 478 | 1 859 889 | 24,70 |
| Canada | 514 | 563 | 9,53 | 254 203 | 293 048 | 15,28 |
| BABI | 4 431 778 | 4 775 111 | 7,75 | 8 651 960 | 9 232 651 | 6,71 |
| Singapore | 4 430 018 | 4 775 111 | 7,79 | 8 646 460 | 9 232 651 | 6,78 |
| East Timor | 1 760 | 0 | -100,00 | 5 500 | 0 | -100,00 |
| REPTIL | 52 910 | 55 611 | 5,10 | 382 225 | 394 456 | 3,20 |
| Japan | 421 | 77 | -81,71 | 55 012 | 10 865 | -80,25 |
| Hongkong | 425 | 0 | -100,00 | 5 054 | 0 | -100,00 |
| Korea, Republic Of | 3 310 | 5 593 | 68,97 | 3 791 | 17 997 | 374,76 |
| Taiwan | 0 | 170 | - | 0 | 8 894 | - |
| China | 29 175 | 24 584 | -15,74 | 109 543 | 95 344 | -12,96 |
| Singapore | 18 322 | 24 249 | 32,35 | 56 636 | 102 769 | 81,46 |
| Philippines | 5 | 135 | 2 600,00 | 300 | 11 920 | 3 873,33 |
| Malaysia | 30 | 0 | -100,00 | 1 675 | 0 | -100,00 |
| Iran (Islamic Republic Of) | 10 | 0 | -100,00 | 2 250 | 0 | -100,00 |
| Bahrain | 0 | 5 | - | 0 | 218 | - |
| United States | 827 | 600 | -27,45 | 87 028 | 123 310 | 41,69 |
| Argentina | 180 | 0 | -100,00 | 21 750 | 0 | -100,00 |
| United Kingdom | 29 | 0 | -100,00 | 5 732 | 0 | -100,00 |
| Netherlands | 43 | 0 | -100,00 | 11 057 | 0 | -100,00 |
| France | 0 | 76 | - | 0 | 1 951 | - |
| Germany, Fed. Rep. Of | 25 | 30 | 20,00 | 4 662 | 1 360 | -70,83 |
| Slovakia | 0 | 10 | - | 0 | 6 145 | - |
| Czech Republic | 108 | 82 | -24,07 | 17 738 | 13 684 | -22,85 |
| TERNAK LAINNYA | 24 138 | 241 477 | 900,42 | 393 998 | 1 112 523 | 182,37 |
| Japan | 0 | 22 | - | 0 | 315 | - |
| Hongkong | 870 | 480 | -44,88 | 510 | 509 | -0,17 |
| Korea, Republic Of | 803 | 765 | -4,73 | 181 415 | 20 145 | -88,90 |
| China | 733 | 0 | -100,00 | 2 148 | 0 | -100,00 |
| Papua New Guinea | 0 | 228 | - | 0 | 94 | - |
| Thailand | 0 | 22 | - | 0 | 200 | - |
| Singapore | 363 | 52 237 | 14 290,39 | 1 846 | 167 981 | 8 998,69 |
| Philippines | 530 | 0 | -100,00 | 1 750 | 0 | -100,00 |
| Malaysia | 5 092 | 5 664 | 11,24 | 22 293 | 17 420 | -21,86 |
| Myanmar | 14 700 | 111 070 | 655,58 | 170 654 | 437 633 | 156,44 |
| Vietnam | 0 | 885 | - | 0 | 4 425 | - |
| India | 32 | 0 | -100,00 | 200 | 0 | -100,00 |
| Bangladesh | 0 | 13 160 | - | 0 | 70 406 | - |
| Sri Lanka | 45 | 0 | -100,00 | 150 | 0 | -100,00 |
| Iraq | 0 | 800 | - | 0 | 450 | - |
| United Arab Emirates | 427 | 1 500 | 251,29 | 1 870 | 5 650 | 202,14 |
| Ghana | 50 | 0 | -100,00 | 8 000 | 0 | -100,00 |

**TABEL 6. PERKEMBANGAN EKSPOR INDONESIA MENURUT KOMODITI DAN NEGARA TUJUAN
JANUARI-FEBRUARI 2016 DAN 2017**

| KOMODITI / NEGARA TUJUAN | BERAT BERSIH (KG) | | PERUB | NILAI FOB (US \$) | | PERUB |
|--------------------------|-------------------|------------------|---------------|-------------------|------------------|---------------|
| | JAN-FEB 2016 | JAN-FEB 2017 | % | JAN-FEB 2016 | JAN-FEB 2017 | % |
| | (1) | (2) | (3) | (4) | (5) | (6) |
| United States | 117 | 184 | 57,26 | 226 | 2 073 | 817,04 |
| Canada | 94 | 36 | -61,70 | 250 | 200 | -20,00 |
| Brazil | 0 | 6 | - | 0 | 175 | - |
| United Kingdom | 131 | 211 | 61,07 | 400 | 1 184 | 196,06 |
| Netherlands | 57 | 115 | 101,75 | 100 | 542 | 442,30 |
| Germany, Fed. Rep. Of | 1 | 8 | 700,00 | 234 | 50 | -78,63 |
| Austria | 15 | 0 | -100,00 | 100 | 0 | -100,00 |
| Belgium | 0 | 54 009 | - | 0 | 382 920 | - |
| Greece | 0 | 46 | - | 0 | 50 | - |
| Poland | 50 | 29 | -42,00 | 200 | 100 | -50,00 |
| Czech Republic | 6 | 0 | -100,00 | 1 600 | 0 | -100,00 |
| Russia Federation | 22 | 0 | -100,00 | 50 | 0 | -100,00 |
| SATWA LIAR | 815 | 771 | -5,46 | 50 143 | 42 257 | -15,73 |
| Japan | 169 | 176 | 4,14 | 3 520 | 1 888 | -46,36 |
| Singapore | 21 | 9 | -59,52 | 4 140 | 3 900 | -5,80 |
| Malaysia | 425 | 364 | -14,35 | 268 | 5 919 | 2 110,79 |
| Pakistan | 165 | 105 | -36,36 | 39 500 | 20 900 | -47,09 |
| Bangladesh | 0 | 117 | - | 0 | 9 650 | - |
| Germany, Fed. Rep. Of | 35 | 0 | -100,00 | 2 715 | 0 | -100,00 |
| DAMAR | 3 763 463 | 3 616 299 | -3,91 | 2 750 999 | 2 659 640 | -3,32 |
| Japan | 28 000 | 14 500 | -48,21 | 75 740 | 42 890 | -43,37 |
| Hongkong | 0 | 500 | - | 0 | 116 225 | - |
| Korea, Republic Of | 24 600 | 9 995 | -59,37 | 70 633 | 30 378 | -56,99 |
| Taiwan | 16 000 | 16 000 | 0,00 | 40 320 | 44 320 | 9,92 |
| China | 141 856 | 140 625 | -0,87 | 496 606 | 229 052 | -53,88 |
| Thailand | 30 000 | 30 000 | 0,00 | 81 212 | 79 817 | -1,72 |
| Singapore | 78 440 | 93 789 | 19,57 | 74 055 | 123 899 | 67,31 |
| Philippines | 16 000 | 32 000 | 100,00 | 28 880 | 66 640 | 130,75 |
| Malaysia | 81 540 | 125 050 | 53,36 | 39 304 | 87 938 | 123,74 |
| Vietnam | 10 000 | 42 300 | 323,00 | 21 698 | 89 658 | 313,21 |
| India | 2 336 367 | 2 332 645 | -0,16 | 983 588 | 1 191 103 | 21,10 |
| Pakistan | 222 775 | 207 955 | -6,65 | 99 578 | 115 244 | 15,73 |
| Bangladesh | 245 555 | 230 500 | -6,13 | 130 268 | 88 188 | -32,30 |
| Sri Lanka | 257 200 | 142 150 | -44,73 | 74 961 | 49 283 | -34,25 |
| Iraq | 0 | 14 250 | - | 0 | 10 800 | - |
| Saudi Arabia | 117 675 | 63 240 | -46,26 | 134 622 | 56 400 | -58,10 |
| United Arab Emirates | 1 | 0 | -100,00 | 10 | 0 | -100,00 |
| Egypt | 48 125 | 50 025 | 3,95 | 101 316 | 93 093 | -8,12 |
| Tunisia | 30 250 | 15 000 | -50,41 | 55 149 | 29 400 | -46,69 |
| Nigeria | 0 | 16 000 | - | 0 | 4 800 | - |
| South Africa | 20 000 | 0 | -100,00 | 10 000 | 0 | -100,00 |
| United States | 1 000 | 9 775 | 877,50 | 4 000 | 25 613 | 540,31 |
| France | 6 080 | 0 | -100,00 | 103 360 | 0 | -100,00 |
| Germany, Fed. Rep. Of | 52 000 | 30 000 | -42,31 | 125 700 | 84 900 | -32,46 |
| GAHARU | 567 365 | 146 944 | -74,10 | 1 713 350 | 2 364 879 | 38,03 |
| Japan | 3 | 0 | -100,00 | 150 | 0 | -100,00 |
| Korea, Republic Of | 400 | 800 | 100,00 | 6 000 | 21 500 | 258,33 |
| Taiwan | 0 | 16 533 | - | 0 | 78 149 | - |
| China | 25 165 | 0 | -100,00 | 39 645 | 0 | -100,00 |
| Singapore | 32 582 | 33 875 | 3,97 | 245 037 | 1 181 779 | 382,29 |
| Malaysia | 250 | 399 | 59,60 | 1 250 | 1 995 | 59,60 |
| Vietnam | 6 272 | 200 | -96,81 | 28 272 | 1 400 | -95,05 |
| India | 22 460 | 0 | -100,00 | 131 760 | 0 | -100,00 |
| Saudi Arabia | 97 560 | 74 278 | -23,86 | 506 730 | 655 581 | 29,37 |
| Kuwait | 730 | 3 542 | 385,21 | 15 900 | 42 537 | 167,53 |
| United Arab Emirates | 117 172 | 16 920 | -85,56 | 471 740 | 375 526 | -20,40 |
| Qatar | 155 | 177 | 14,39 | 775 | 1 212 | 56,32 |
| Bahrain | 0 | 20 | - | 0 | 4 200 | - |
| Libyan Arab Jamahiriya | 57 000 | 0 | -100,00 | 71 212 | 0 | -100,00 |
| Morocco | 16 | 0 | -100,00 | 160 | 0 | -100,00 |
| Sudan | 134 000 | 0 | -100,00 | 101 000 | 0 | -100,00 |
| Cameroon | 37 600 | 0 | -100,00 | 45 120 | 0 | -100,00 |
| Nigeria | 36 000 | 0 | -100,00 | 48 600 | 0 | -100,00 |
| Australia | 0 | 200 | - | 0 | 1 000 | - |
| BAMBU | 276 927 | 232 736 | -15,96 | 132 853 | 214 739 | 61,64 |
| Taiwan | 22 940 | 22 940 | 0,00 | 11 876 | 11 930 | 0,45 |
| China | 763 | 0 | -100,00 | 100 | 0 | -100,00 |
| Singapore | 512 | 128 | -75,09 | 942 | 41 | -95,65 |
| Malaysia | 21 745 | 20 | -99,91 | 5 971 | 75 | -98,74 |
| Saudi Arabia | 17 953 | 32 505 | 81,06 | 6 706 | 38 478 | 473,83 |
| Israel | 1 691 | 1 666 | -1,45 | 1 745 | 1 509 | -13,50 |
| Oman | 31 475 | 3 504 | -88,87 | 4 216 | 4 000 | -5,13 |
| Turkey | 0 | 9 000 | - | 0 | 7 500 | - |
| United Arab Emirates | 24 600 | 26 000 | 5,69 | 5 160 | 3 000 | -41,86 |
| Kenya | 0 | 5 372 | - | 0 | 10 479 | - |
| South Africa | 28 | 0 | -100,00 | 157 | 0 | -100,00 |
| Australia | 83 685 | 49 991 | -40,26 | 70 032 | 36 378 | -48,06 |
| United States | 17 637 | 3 | -99,98 | 1 868 | 356 | -80,95 |
| Chile | 0 | 516 | - | 0 | 3 335 | - |
| Guadeloupe | 2 206 | 0 | -100,00 | 164 | 0 | -100,00 |
| Netherlands | 39 549 | 15 266 | -61,40 | 13 173 | 9 236 | -29,89 |
| France | 6 972 | 5 265 | -24,48 | 5 932 | 3 595 | -39,40 |
| Germany, Fed. Rep. Of | 1 700 | 814 | -52,13 | 1 642 | 661 | -59,75 |

**TABEL 6. PERKEMBANGAN EKSPOR INDONESIA MENURUT KOMODITI DAN NEGARA TUJUAN
JANUARI-FEBRUARI 2016 DAN 2017**

| KOMODITI / NEGARA TUJUAN | BERAT BERSIH (KG) | | PERUB | NILAI FOB (US \$) | | PERUB |
|---|--------------------|--------------------|---------------|-------------------|-------------------|---------------|
| | JAN-FEB 2016 | JAN-FEB 2017 | % | JAN-FEB 2016 | JAN-FEB 2017 | % |
| | (1) | (2) | (3) | (4) | (5) | (6) |
| Belgium | 752 | 714 | -5,06 | 1 621 | 946 | -41,65 |
| Denmark | 0 | 17 120 | - | 0 | 10 894 | - |
| Sweden | 0 | 6 235 | - | 0 | 17 196 | - |
| Italy | 845 | 27 447 | 3 149,36 | 266 | 44 531 | 16 615,80 |
| Spain | 1 875 | 8 231 | 338,99 | 1 282 | 10 600 | 727,08 |
| HASIL HUTAN LAINNYA | 3 033 | 1 702 | -43,88 | 28 960 | 4 326 | -85,06 |
| Hongkong | 0 | 902 | - | 0 | 2 706 | - |
| Singapore | 0 | 700 | - | 0 | 1 120 | - |
| Saudi Arabia | 114 | 0 | -100,00 | 2 508 | 0 | -100,00 |
| Sudan | 585 | 100 | -82,91 | 2 925 | 500 | -82,91 |
| Australia | 2 334 | 0 | -100,00 | 23 527 | 0 | -100,00 |
| KAYU BAKAR | 66 165 | 164 566 | 148,72 | 38 226 | 101 358 | 165,15 |
| Japan | 0 | 1 010 | - | 0 | 1 010 | - |
| Taiwan | 18 030 | 67 830 | 276,21 | 18 030 | 67 830 | 276,21 |
| China | 20 000 | 7 020 | -64,90 | 10 000 | 7 020 | -29,80 |
| Singapore | 27 140 | 27 166 | 0,10 | 2 985 | 2 988 | 0,09 |
| India | 0 | 50 000 | - | 0 | 13 470 | - |
| Saudi Arabia | 0 | 11 540 | - | 0 | 9 040 | - |
| United Kingdom | 995 | 0 | -100,00 | 7 211 | 0 | -100,00 |
| GETAH KARET DAN SEJENISNYA | 1 948 728 | 2 434 127 | 24,91 | 2 820 331 | 3 714 804 | 31,72 |
| Japan | 18 002 | 36 000 | 99,97 | 153 031 | 324 000 | 111,72 |
| Taiwan | 17 250 | 33 340 | 93,28 | 16 088 | 43 678 | 171,50 |
| China | 71 402 | 939 074 | 1 215,20 | 65 112 | 556 395 | 754,53 |
| Thailand | 2 100 | 23 450 | 1 016,67 | 17 027 | 62 170 | 265,12 |
| Singapore | 274 900 | 174 895 | -36,38 | 568 400 | 472 753 | -16,83 |
| Malaysia | 8 620 | 16 073 | 86,46 | 17 653 | 11 687 | -33,80 |
| Vietnam | 1 145 679 | 621 416 | -45,76 | 1 058 664 | 672 012 | -36,52 |
| India | 213 690 | 372 541 | 74,34 | 313 574 | 1 051 901 | 235,46 |
| Pakistan | 21 000 | 2 000 | -90,48 | 32 970 | 2 050 | -93,78 |
| Bangladesh | 0 | 14 600 | - | 0 | 14 219 | - |
| Sri Lanka | 1 000 | 1 000 | 0,00 | 325 | 200 | -38,46 |
| Saudi Arabia | 37 700 | 37 200 | -1,33 | 15 977 | 15 711 | -1,67 |
| Lebanon | 0 | 3 000 | - | 0 | 6 300 | - |
| Yemen | 15 000 | 21 000 | 40,00 | 42 000 | 17 115 | -59,25 |
| United Arab Emirates | 40 127 | 44 800 | 11,65 | 13 000 | 13 000 | 0,00 |
| Tunisia | 20 255 | 0 | -100,00 | 17 741 | 0 | -100,00 |
| Sudan | 0 | 16 500 | - | 0 | 40 425 | - |
| Ethiopia | 45 000 | 0 | -100,00 | 45 000 | 0 | -100,00 |
| Djibouti | 0 | 27 000 | - | 0 | 28 620 | - |
| South Africa | 1 | 0 | -100,00 | 3 | 0 | -100,00 |
| Australia | 0 | 700 | - | 0 | 2 492 | - |
| United States | 1 002 | 1 100 | 9,78 | 8 706 | 20 393 | 134,24 |
| Argentina | 0 | 4 000 | - | 0 | 4 400 | - |
| Puerto Rico | 0 | 10 | - | 0 | 13 | - |
| United Kingdom | 12 000 | 0 | -100,00 | 331 750 | 0 | -100,00 |
| France | 0 | 1 | - | 0 | 3 | - |
| Germany, Fed. Rep. Of | 4 000 | 4 000 | 0,00 | 103 310 | 91 343 | -11,58 |
| Italy | 0 | 40 000 | - | 0 | 252 000 | - |
| Spain | 0 | 428 | - | 0 | 11 927 | - |
| BAHAN ANYAMAN SELAIN BAMBU DAN ROTAN | 93 700 | 78 910 | -15,78 | 143 259 | 199 230 | 39,07 |
| Hongkong | 1 500 | 542 | -63,87 | 2 775 | 1 016 | -63,38 |
| Taiwan | 5 | 127 | 2 440,00 | 200 | 238 | 19,06 |
| Thailand | 3 500 | 340 | -90,29 | 12 250 | 250 | -97,96 |
| Singapore | 15 501 | 9 021 | -41,80 | 11 161 | 4 465 | -59,99 |
| Malaysia | 18 498 | 39 330 | 112,62 | 13 707 | 36 024 | 162,82 |
| India | 90 | 0 | -100,00 | 300 | 0 | -100,00 |
| Sri Lanka | 0 | 3 000 | - | 0 | 10 800 | - |
| Israel | 2 100 | 0 | -100,00 | 902 | 0 | -100,00 |
| United Arab Emirates | 13 200 | 0 | -100,00 | 3 000 | 0 | -100,00 |
| Australia | 0 | 626 | - | 0 | 1 165 | - |
| United States | 265 | 2 329 | 778,89 | 401 | 5 653 | 1 310,02 |
| Argentina | 105 | 590 | 461,90 | 512 | 3 324 | 549,03 |
| Brazil | 588 | 0 | -100,00 | 436 | 0 | -100,00 |
| United Kingdom | 6 170 | 610 | -90,11 | 6 800 | 3 117 | -54,16 |
| Netherlands | 3 850 | 15 490 | 302,34 | 8 900 | 117 455 | 1 219,72 |
| France | 80 | 1 269 | 1 486,25 | 812 | 1 528 | 88,28 |
| Germany, Fed. Rep. Of | 19 500 | 0 | -100,00 | 71 391 | 0 | -100,00 |
| Belgium | 1 080 | 10 | -99,07 | 1 516 | 150 | -90,08 |
| Switzerland | 3 | 0 | -100,00 | 18 | 0 | -100,00 |
| Spain | 7 665 | 2 236 | -70,83 | 8 179 | 1 544 | -81,13 |
| Poland | 0 | 3 000 | - | 0 | 11 580 | - |
| Malta | 0 | 390 | - | 0 | 920 | - |
| HASIL HUTAN BUKAN KAYU LAINNYA | 112 267 327 | 235 550 782 | 109,81 | 9 069 269 | 18 431 095 | 103,23 |
| Japan | 21 573 646 | 133 061 573 | 516,78 | 1 819 750 | 10 606 994 | 482,88 |
| Hongkong | 550 | 0 | -100,00 | 990 | 0 | -100,00 |
| Korea, Republic Of | 66 024 511 | 462 500 | -99,30 | 4 704 279 | 57 123 | -98,79 |
| Taiwan | 2 825 415 | 10 467 502 | 270,48 | 263 986 | 764 961 | 189,77 |
| China | 524 248 | 1 294 032 | 146,84 | 83 147 | 234 591 | 182,14 |
| Thailand | 7 875 | 65 765 016 | 835 011,31 | 788 | 4 620 337 | 586 609,40 |
| Singapore | 20 352 784 | 24 307 328 | 19,43 | 1 265 017 | 1 703 173 | 34,64 |
| Malaysia | 121 839 | 73 393 | -39,76 | 137 157 | 17 139 | -87,50 |

**TABEL 6. PERKEMBANGAN EKSPOR INDONESIA MENURUT KOMODITI DAN NEGARA TUJUAN
JANUARI-FEBRUARI 2016 DAN 2017**

| KOMODITI / NEGARA TUJUAN | BERAT BERSIH (KG) | | PERUB | NILAI FOB (US \$) | | PERUB |
|--|-------------------|------------------|---------------|-------------------|-------------------|---------------|
| | JAN-FEB 2016 | JAN-FEB 2017 | % | JAN-FEB 2016 | JAN-FEB 2017 | % |
| | (1) | (2) | (3) | (4) | (5) | (6) |
| Vietnam | 79 200 | 0 | -100,00 | 7 128 | 0 | -100,00 |
| India | 58 080 | 0 | -100,00 | 38 022 | 0 | -100,00 |
| Pakistan | 642 674 | 13 104 | -97,96 | 413 016 | 3 931 | -99,05 |
| Sri Lanka | 2 000 | 2 054 | 2,70 | 7 935 | 7 513 | -5,32 |
| Kuwait | 1 000 | 0 | -100,00 | 29 000 | 0 | -100,00 |
| United Arab Emirates | 0 | 36 288 | - | 0 | 109 750 | - |
| Qatar | 0 | 9 975 | - | 0 | 86 207 | - |
| South Africa | 2 000 | 2 000 | 0,00 | 9 430 | 8 960 | -4,98 |
| Australia | 0 | 9 072 | - | 0 | 17 369 | - |
| United States | 0 | 140 | - | 0 | 849 | - |
| United Kingdom | 3 000 | 3 000 | 0,00 | 11 072 | 10 855 | -1,96 |
| Germany, Fed. Rep. Of | 12 000 | 25 500 | 112,50 | 42 954 | 83 480 | 94,35 |
| Norway | 36 288 | 0 | -100,00 | 233 478 | 0 | -100,00 |
| Italy | 0 | 18 144 | - | 0 | 95 800 | - |
| Portugal | 218 | 162 | -25,48 | 2 120 | 2 064 | -2,64 |
| IKAN SEGAR / DINGIN HASIL TANGKAP | 10 107 103 | 8 640 526 | -14,51 | 22 281 789 | 17 231 004 | -22,67 |
| Japan | 1 087 940 | 730 018 | -32,90 | 5 987 511 | 3 955 809 | -33,93 |
| Hongkong | 363 579 | 398 938 | 9,73 | 838 503 | 1 159 498 | 38,28 |
| Korea, Republic Of | 0 | 332 | - | 0 | 664 | - |
| Taiwan | 475 211 | 319 723 | -32,72 | 1 256 083 | 871 820 | -30,59 |
| China | 265 697 | 92 086 | -65,34 | 927 023 | 363 434 | -60,80 |
| Papua New Guinea | 0 | 31 663 | - | 0 | 73 708 | - |
| Thailand | 33 282 | 16 429 | -50,64 | 103 032 | 28 474 | -72,36 |
| Singapore | 3 238 311 | 2 982 737 | -7,89 | 4 952 615 | 4 415 402 | -10,85 |
| Philippines | 34 801 | 900 | -97,41 | 47 471 | 2 548 | -94,63 |
| Malaysia | 4 116 913 | 3 707 089 | -9,95 | 5 301 463 | 4 230 966 | -20,19 |
| Vietnam | 16 375 | 14 100 | -13,89 | 35 965 | 41 403 | 15,12 |
| Saudi Arabia | 222 006 | 175 098 | -21,13 | 1 000 188 | 708 388 | -29,17 |
| Kuwait | 500 | 640 | 28,00 | 12 000 | 2 940 | -75,50 |
| United Arab Emirates | 16 018 | 65 015 | 305,88 | 116 859 | 411 661 | 252,27 |
| Bahrain | 400 | 0 | -100,00 | 7 000 | 0 | -100,00 |
| Mauritius | 0 | 7 785 | - | 0 | 23 448 | - |
| Australia | 102 305 | 58 049 | -43,26 | 601 413 | 544 856 | -9,40 |
| East Timor | 3 502 | 0 | -100,00 | 2 435 | 0 | -100,00 |
| United States | 128 220 | 34 794 | -72,86 | 1 083 315 | 374 192 | -65,46 |
| United Kingdom | 1 400 | 0 | -100,00 | 5 145 | 0 | -100,00 |
| France | 34 | 0 | -100,00 | 136 | 0 | -100,00 |
| Germany, Fed. Rep. Of | 160 | 0 | -100,00 | 1 840 | 0 | -100,00 |
| Switzerland | 447 | 730 | 63,10 | 1 790 | 4 378 | 144,65 |
| Portugal | 0 | 4 400 | - | 0 | 17 415 | - |
| UDANG HASIL TANGKAP | 913 722 | 932 975 | 2,11 | 9 078 984 | 5 678 992 | -37,45 |
| Japan | 696 | 323 | -53,59 | 5 285 | 2 631 | -50,21 |
| Hongkong | 87 497 | 226 526 | 158,90 | 1 072 065 | 1 881 009 | 75,46 |
| Korea, Republic Of | 107 | 213 | 98,84 | 5 327 | 2 530 | -52,50 |
| Taiwan | 38 988 | 88 729 | 127,58 | 892 521 | 870 474 | -2,47 |
| China | 324 608 | 79 228 | -75,59 | 5 573 015 | 1 316 776 | -76,37 |
| Macau | 0 | 1 | - | 0 | 45 | - |
| Thailand | 8 803 | 9 344 | 6,14 | 19 445 | 94 429 | 385,61 |
| Singapore | 102 430 | 171 627 | 67,56 | 429 348 | 661 741 | 54,13 |
| Philippines | 114 | 5 | -95,63 | 636 | 138 | -78,30 |
| Malaysia | 336 256 | 326 264 | -2,97 | 1 011 375 | 625 781 | -38,13 |
| Brunei Darussalam | 40 | 0 | -100,00 | 240 | 0 | -100,00 |
| Vietnam | 5 604 | 25 224 | 350,11 | 6 959 | 147 560 | 2 020,54 |
| India | 0 | 23 | - | 0 | 2 566 | - |
| Pakistan | 10 | 0 | -100,00 | 38 | 0 | -100,00 |
| Iran (Islamic Republic Of) | 162 | 154 | -4,72 | 1 209 | 2 395 | 98,01 |
| Saudi Arabia | 3 | 12 | 300,00 | 90 | 351 | 290,00 |
| Israel | 481 | 12 | -97,51 | 227 | 400 | 75,95 |
| Kuwait | 6 | 15 | 150,00 | 36 | 90 | 153,52 |
| Jordan | 4 | 0 | -100,00 | 588 | 0 | -100,00 |
| Turkey | 0 | 4 | - | 0 | 35 | - |
| United Arab Emirates | 713 | 40 | -94,39 | 155 | 113 | -27,30 |
| Qatar | 0 | 10 | - | 0 | 35 | - |
| Bahrain | 1 | 5 | 400,00 | 38 | 56 | 47,94 |
| Cyprus | 0 | 5 | - | 0 | 4 | - |
| South Africa | 108 | 62 | -42,59 | 518 | 1 290 | 149,05 |
| Australia | 4 | 0 | -100,00 | 12 | 0 | -100,00 |
| East Timor | 0 | 200 | - | 0 | 480 | - |
| United States | 4 158 | 1 974 | -52,53 | 13 652 | 11 504 | -15,73 |
| Canada | 269 | 116 | -56,85 | 2 447 | 3 248 | 32,72 |
| Peru | 14 | 10 | -29,18 | 139 | 32 | -76,94 |
| United Kingdom | 101 | 196 | 94,49 | 1 365 | 5 285 | 287,18 |
| Netherlands | 168 | 219 | 30,62 | 7 889 | 5 720 | -27,49 |
| France | 266 | 257 | -3,21 | 1 939 | 2 224 | 14,68 |
| Germany, Fed. Rep. Of | 857 | 982 | 14,54 | 21 618 | 24 067 | 11,33 |
| Austria | 0 | 10 | - | 0 | 10 | - |
| Belgium | 1 | 1 | 0,00 | 10 | 33 | 225,00 |
| Switzerland | 48 | 28 | -41,70 | 815 | 568 | -30,36 |
| Denmark | 16 | 44 | 175,32 | 161 | 104 | -35,22 |
| Norway | 12 | 29 | 143,69 | 175 | 540 | 208,77 |
| Sweden | 51 | 28 | -45,10 | 145 | 451 | 212,41 |
| Ireland | 0 | 40 | - | 0 | 1 004 | - |
| Italy | 464 | 169 | -63,64 | 3 032 | 3 257 | 7,41 |
| Spain | 85 | 318 | 272,36 | 1 062 | 6 010 | 465,72 |

TABEL 6. PERKEMBANGAN EKSPOR INDONESIA MENURUT KOMODITI DAN NEGARA TUJUAN
JANUARI-FEBRUARI 2016 DAN 2017

| KOMODITI / NEGARA TUJUAN | BERAT BERSIH (KG) | | PERUB | NILAI FOB (US \$) | | PERUB |
|---------------------------------|-------------------|------------------|--------------|-------------------|-------------------|--------------|
| | JAN-FEB 2016 | JAN-FEB 2017 | % | JAN-FEB 2016 | JAN-FEB 2017 | % |
| | (1) | (2) | (3) | (4) | (5) | (6) |
| Portugal | 0 | 63 | - | 0 | 585 | - |
| Greece | 4 | 13 | 225,00 | 29 | 185 | 542,36 |
| Hungary | 4 | 20 | 400,00 | 36 | 6 | -82,64 |
| Poland | 51 | 277 | 443,14 | 1 433 | 1 012 | -29,42 |
| Romania | 10 | 46 | 363,80 | 180 | 596 | 230,89 |
| Bulgaria | 10 | 10 | 0,00 | 95 | 102 | 7,16 |
| Armenia | 0 | 2 | - | 0 | 8 | - |
| Lithuania | 31 | 0 | -100,00 | 1 322 | 0 | -100,00 |
| Czech Republic | 300 | 10 | -96,67 | 1 776 | 68 | -96,16 |
| Russia Federation | 167 | 87 | -47,90 | 540 | 1 446 | 167,61 |
| IKAN HIDUP HASIL TANGKAP | 870 754 | 909 733 | 4,48 | 6 533 073 | 7 898 697 | 20,90 |
| Japan | 9 989 | 7 359 | -26,33 | 56 275 | 54 100 | -3,87 |
| Hongkong | 593 629 | 723 836 | 21,93 | 5 095 813 | 6 330 589 | 24,23 |
| Korea, Republic Of | 1 291 | 2 382 | 84,58 | 14 427 | 18 957 | 31,39 |
| Taiwan | 4 991 | 2 513 | -49,65 | 29 010 | 18 062 | -37,74 |
| China | 21 187 | 27 307 | 28,89 | 189 643 | 241 333 | 27,26 |
| Macau | 20 | 72 | 260,00 | 200 | 813 | 306,25 |
| Thailand | 4 827 | 1 830 | -62,09 | 15 823 | 37 736 | 138,49 |
| Singapore | 20 713 | 23 430 | 13,12 | 121 238 | 151 678 | 25,11 |
| Philippines | 10 252 | 589 | -94,25 | 43 020 | 17 198 | -60,02 |
| Malaysia | 86 363 | 6 395 | -92,60 | 137 536 | 39 181 | -71,51 |
| Brunei Darussalam | 100 | 1 500 | 1 400,00 | 11 470 | 9 540 | -16,83 |
| Lao People'S Dem. Rep. | 17 | 0 | -100,00 | 46 | 0 | -100,00 |
| Vietnam | 8 974 | 10 104 | 12,59 | 44 318 | 33 660 | -24,05 |
| India | 624 | 963 | 54,33 | 2 829 | 7 703 | 172,29 |
| Pakistan | 133 | 84 | -36,84 | 525 | 433 | -17,69 |
| Bangladesh | 0 | 29 | - | 0 | 1 065 | - |
| Sri Lanka | 49 | 238 | 385,71 | 670 | 8 030 | 1 098,87 |
| Iraq | 16 | 42 | 162,50 | 200 | 2 000 | 900,00 |
| Iran (Islamic Republic Of) | 1 293 | 891 | -31,09 | 21 215 | 17 320 | -18,36 |
| Saudi Arabia | 360 | 0 | -100,00 | 1 013 | 0 | -100,00 |
| Israel | 732 | 702 | -4,10 | 4 355 | 5 715 | 31,25 |
| Kuwait | 560 | 311 | -44,46 | 2 965 | 3 206 | 8,12 |
| Jordan | 70 | 28 | -60,00 | 2 662 | 999 | -62,46 |
| Lebanon | 121 | 220 | 81,82 | 1 134 | 1 836 | 61,93 |
| Turkey | 642 | 1 063 | 65,58 | 2 746 | 10 798 | 293,16 |
| United Arab Emirates | 598 | 976 | 63,21 | 3 293 | 4 799 | 45,73 |
| Qatar | 176 | 45 | -74,43 | 2 158 | 375 | -82,63 |
| Bahrain | 338 | 12 | -96,45 | 1 741 | 45 | -97,42 |
| Cyprus | 75 | 85 | 13,33 | 1 680 | 1 446 | -13,96 |
| Egypt | 0 | 81 | - | 0 | 1 145 | - |
| South Africa | 1 460 | 665 | -54,45 | 8 597 | 12 840 | 49,36 |
| Australia | 6 612 | 3 856 | -41,68 | 33 817 | 51 329 | 51,78 |
| New Zealand | 55 | 65 | 18,18 | 1 631 | 479 | -70,66 |
| United States | 58 212 | 55 193 | -5,19 | 268 403 | 301 411 | 12,30 |
| Canada | 4 099 | 2 440 | -40,47 | 30 717 | 28 884 | -5,97 |
| Mexico | 0 | 17 | - | 0 | 1 100 | - |
| Brazil | 443 | 596 | 34,39 | 5 987 | 2 991 | -50,04 |
| Peru | 24 | 20 | -16,67 | 90 | 144 | 59,50 |
| United Kingdom | 5 076 | 5 561 | 9,55 | 71 040 | 78 982 | 11,18 |
| Netherlands | 3 786 | 4 369 | 15,41 | 50 968 | 51 308 | 0,67 |
| France | 4 782 | 4 637 | -3,04 | 53 400 | 88 656 | 66,02 |
| Germany, Fed. Rep. Of | 6 296 | 6 905 | 9,67 | 59 495 | 87 046 | 46,31 |
| Austria | 318 | 353 | 11,01 | 4 297 | 4 897 | 13,98 |
| Belgium | 924 | 837 | -9,42 | 16 206 | 16 569 | 2,24 |
| Switzerland | 710 | 415 | -41,53 | 10 462 | 7 608 | -27,28 |
| Denmark | 464 | 818 | 76,29 | 7 440 | 18 180 | 144,34 |
| Norway | 419 | 173 | -58,67 | 2 874 | 2 859 | -0,53 |
| Sweden | 383 | 290 | -24,25 | 4 742 | 1 341 | -71,73 |
| Ireland | 100 | 60 | -39,92 | 1 158 | 3 000 | 159,00 |
| Italy | 3 990 | 4 072 | 2,05 | 27 930 | 55 370 | 98,24 |
| Spain | 1 044 | 971 | -6,99 | 12 772 | 11 700 | -8,39 |
| Greece | 64 | 190 | 196,88 | 2 001 | 9 484 | 373,98 |
| Hungary | 66 | 334 | 406,06 | 1 468 | 1 066 | -27,41 |
| Poland | 1 053 | 1 938 | 84,05 | 15 887 | 14 429 | -9,17 |
| Romania | 0 | 15 | - | 0 | 500 | - |
| Bulgaria | 0 | 100 | - | 0 | 709 | - |
| Armenia | 20 | 2 | -90,00 | 289 | 20 | -92,91 |
| Kazakhstan | 0 | 79 | - | 0 | 290 | - |
| Ukraine | 12 | 72 | 500,00 | 131 | 803 | 513,63 |
| Georgia | 52 | 0 | -100,00 | 328 | 0 | -100,00 |
| Croatia | 100 | 0 | -100,00 | 162 | 0 | -100,00 |
| Malta | 11 | 10 | -9,09 | 63 | 54 | -14,15 |
| Czech Republic | 114 | 91 | -20,18 | 4 729 | 3 510 | -25,77 |
| Russia Federation | 1 925 | 1 502 | -21,97 | 27 983 | 21 378 | -23,60 |
| KEPITING | 1 585 033 | 2 043 687 | 28,94 | 7 496 494 | 10 353 783 | 38,12 |
| Japan | 35 | 907 | 2 491,43 | 20 | 3 081 | 15 303,25 |
| Hongkong | 27 722 | 125 801 | 353,79 | 111 674 | 759 968 | 580,53 |
| Korea, Republic Of | 10 | 11 | 10,00 | 100 | 139 | 39,00 |
| Taiwan | 76 620 | 17 798 | -76,77 | 273 112 | 91 522 | -66,49 |
| China | 716 169 | 1 221 768 | 70,60 | 5 087 183 | 7 511 055 | 47,65 |
| Thailand | 50 742 | 565 | -98,89 | 25 197 | 2 255 | -91,05 |
| Singapore | 189 350 | 179 110 | -5,41 | 674 314 | 712 736 | 5,70 |
| Malaysia | 521 570 | 496 664 | -4,78 | 1 318 920 | 1 247 976 | -5,38 |
| Vietnam | 1 870 | 0 | -100,00 | 909 | 0 | -100,00 |

**TABEL 6. PERKEMBANGAN EKSPOR INDONESIA MENURUT KOMODITI DAN NEGARA TUJUAN
JANUARI-FEBRUARI 2016 DAN 2017**

| KOMODITI / NEGARA TUJUAN | BERAT BERSIH (KG) | | PERUB | NILAI FOB (US \$) | | PERUB |
|-----------------------------------|-------------------|------------------|---------------|-------------------|------------------|---------------|
| | JAN-FEB 2016 | JAN-FEB 2017 | % | JAN-FEB 2016 | JAN-FEB 2017 | % |
| | (1) | (2) | (3) | (4) | (5) | (6) |
| India | 0 | 5 | - | 0 | 509 | - |
| Kuwait | 21 | 0 | -100,00 | 49 | 0 | -100,00 |
| Turkey | 20 | 0 | -100,00 | 500 | 0 | -100,00 |
| United Arab Emirates | 0 | 90 | - | 0 | 630 | - |
| South Africa | 132 | 0 | -100,00 | 320 | 0 | -100,00 |
| United States | 530 | 891 | 68,07 | 1 049 | 20 786 | 1 880,89 |
| Canada | 90 | 1 | -98,89 | 300 | 23 | -92,42 |
| Brazil | 10 | 0 | -100,00 | 600 | 0 | -100,00 |
| United Kingdom | 3 | 22 | 633,33 | 335 | 1 005 | 200,03 |
| Netherlands | 0 | 2 | - | 0 | 52 | - |
| France | 4 | 1 | -75,00 | 73 | 4 | -94,50 |
| Germany, Fed. Rep. Of | 7 | 5 | -28,57 | 250 | 159 | -36,17 |
| Switzerland | 19 | 0 | -100,00 | 88 | 0 | -100,00 |
| Sweden | 0 | 3 | - | 0 | 4 | - |
| Italy | 90 | 20 | -77,67 | 125 | 105 | -15,76 |
| Spain | 5 | 6 | 17,71 | 90 | 44 | -50,90 |
| Poland | 8 | 7 | -12,50 | 736 | 767 | 4,21 |
| Czech Republic | 0 | 1 | - | 0 | 137 | - |
| Russia Federation | 7 | 9 | 28,57 | 552 | 827 | 49,79 |
| MUTIARA HASIL TANGKAP | 380 | 244 | -35,76 | 2 524 159 | 1 689 262 | -33,08 |
| Japan | 24 | 0 | -100,00 | 46 233 | 0 | -100,00 |
| Hongkong | 113 | 150 | 32,26 | 788 979 | 868 414 | 10,07 |
| China | 136 | 15 | -88,93 | 314 513 | 4 439 | -98,59 |
| Singapore | 27 | 3 | -88,89 | 492 134 | 1 430 | -99,71 |
| Australia | 80 | 75 | -6,25 | 882 301 | 814 880 | -7,64 |
| France | 0 | 1 | - | 0 | 100 | - |
| MOLUSKA | 723 088 | 658 903 | -8,88 | 1 303 630 | 1 907 801 | 46,35 |
| Japan | 1 629 | 774 | -52,49 | 6 681 | 4 326 | -35,25 |
| Hongkong | 117 442 | 85 180 | -27,47 | 119 596 | 270 349 | 126,05 |
| Korea, Republic Of | 29 | 26 | -10,34 | 617 | 765 | 24,01 |
| Taiwan | 363 118 | 211 576 | -41,73 | 659 418 | 371 700 | -43,63 |
| China | 228 | 27 848 | 12 114,04 | 1 172 | 40 602 | 3 363,45 |
| Thailand | 4 510 | 34 156 | 657,34 | 2 280 | 17 531 | 669,01 |
| Singapore | 17 958 | 42 551 | 136,95 | 67 101 | 104 882 | 56,30 |
| Malaysia | 196 814 | 92 835 | -52,83 | 263 721 | 111 403 | -57,76 |
| Vietnam | 6 504 | 8 000 | 23,00 | 9 651 | 11 000 | 13,98 |
| India | 18 | 14 | -22,22 | 30 | 312 | 939,11 |
| Sri Lanka | 5 | 5 | 0,00 | 75 | 500 | 566,67 |
| Iraq | 0 | 24 | - | 0 | 900 | - |
| Iran (Islamic Republic Of) | 107 | 54 | -49,53 | 944 | 890 | -5,75 |
| Saudi Arabia | 0 | 20 | - | 0 | 162 | - |
| Israel | 78 | 83 | 6,41 | 1 087 | 1 059 | -2,62 |
| Kuwait | 110 | 89 | -19,09 | 438 | 485 | 10,73 |
| Lebanon | 3 | 12 | 300,00 | 25 | 100 | 300,00 |
| Turkey | 107 | 0 | -100,00 | 749 | 0 | -100,00 |
| United Arab Emirates | 25 | 41 | 64,00 | 73 | 52 | -29,21 |
| Qatar | 12 | 0 | -100,00 | 180 | 0 | -100,00 |
| Bahrain | 132 | 0 | -100,00 | 420 | 0 | -100,00 |
| Cyprus | 0 | 10 | - | 0 | 8 | - |
| South Africa | 236 | 12 943 | 5 384,24 | 2 269 | 53 593 | 2 261,70 |
| Australia | 0 | 600 | - | 0 | 3 849 | - |
| United States | 5 878 | 52 612 | 795,14 | 30 269 | 280 010 | 825,08 |
| Canada | 691 | 224 | -67,54 | 5 889 | 4 777 | -18,89 |
| Brazil | 110 | 0 | -100,00 | 2 060 | 0 | -100,00 |
| United Kingdom | 1 475 | 742 | -49,69 | 34 537 | 25 973 | -24,80 |
| Netherlands | 802 | 957 | 19,24 | 19 680 | 30 363 | 54,29 |
| France | 1 034 | 43 567 | 4 113,43 | 18 125 | 274 336 | 1 413,62 |
| Germany, Fed. Rep. Of | 1 951 | 1 393 | -28,59 | 29 883 | 43 200 | 44,56 |
| Austria | 15 | 12 | -20,00 | 88 | 102 | 16,53 |
| Belgium | 175 | 39 786 | 22 634,86 | 2 183 | 207 414 | 9 403,51 |
| Switzerland | 92 | 68 | -26,22 | 950 | 1 175 | 23,67 |
| Luxembourg | 3 | 0 | -100,00 | 83 | 0 | -100,00 |
| Denmark | 84 | 129 | 53,76 | 1 896 | 7 746 | 308,52 |
| Norway | 63 | 38 | -39,43 | 815 | 690 | -15,37 |
| Sweden | 132 | 56 | -57,58 | 2 992 | 1 101 | -63,20 |
| Ireland | 6 | 39 | 554,17 | 189 | 2 186 | 1 058,24 |
| Italy | 439 | 1 048 | 138,64 | 4 381 | 9 621 | 119,60 |
| Spain | 336 | 211 | -37,18 | 4 433 | 2 581 | -41,79 |
| Portugal | 0 | 46 | - | 0 | 331 | - |
| Greece | 10 | 61 | 510,00 | 528 | 7 284 | 1 278,39 |
| Hungary | 56 | 22 | -60,71 | 721 | 20 | -97,29 |
| Poland | 167 | 667 | 299,40 | 2 785 | 6 619 | 137,65 |
| Romania | 10 | 61 | 509,20 | 120 | 999 | 732,67 |
| Bulgaria | 10 | 10 | 0,00 | 85 | 100 | 17,65 |
| Armenia | 1 | 1 | 0,00 | 26 | 2 | -90,59 |
| Lithuania | 3 | 0 | -100,00 | 59 | 0 | -100,00 |
| Czech Republic | 235 | 44 | -81,28 | 2 521 | 1 517 | -39,84 |
| Russia Federation | 241 | 268 | 11,30 | 1 802 | 5 189 | 187,98 |
| Serbia | 4 | 0 | -100,00 | 3 | 0 | -100,00 |
| KULIT KERANG DAN LAIN-LAIN | 1 838 467 | 1 468 773 | -20,11 | 1 710 144 | 1 585 307 | -7,30 |
| Japan | 346 223 | 466 794 | 34,82 | 192 701 | 247 418 | 28,40 |
| Hongkong | 1 069 | 410 | -61,65 | 2 993 | 2 183 | -27,06 |
| Korea, Republic Of | 24 049 | 1 116 | -95,36 | 12 257 | 5 818 | -52,54 |
| Taiwan | 0 | 14 870 | - | 0 | 15 614 | - |

TABEL 6. PERKEMBANGAN EKSPOR INDONESIA MENURUT KOMODITI DAN NEGARA TUJUAN
JANUARI-FEBRUARI 2016 DAN 2017

| KOMODITI / NEGARA TUJUAN | BERAT BERSIH (KG) | | PERUB | NILAI FOB (US \$) | | PERUB |
|---------------------------------|-------------------|---------------|---------------|-------------------|----------------|-------------|
| | JAN-FEB 2016 | JAN-FEB 2017 | % | JAN-FEB 2016 | JAN-FEB 2017 | % |
| | (1) | (2) | (3) | (4) | (5) | (6) |
| China | 1 060 469 | 509 894 | -51,92 | 434 447 | 271 099 | -37,60 |
| Singapore | 0 | 173 | - | 0 | 2 295 | - |
| Malaysia | 23 550 | 0 | -100,00 | 7 837 | 0 | -100,00 |
| Vietnam | 56 430 | 29 700 | -47,37 | 32 685 | 15 950 | -51,20 |
| India | 64 056 | 44 490 | -30,55 | 29 317 | 33 854 | 15,48 |
| Pakistan | 150 | 0 | -100,00 | 515 | 0 | -100,00 |
| Iran (Islamic Republic Of) | 820 | 496 | -39,51 | 2 797 | 4 705 | 68,21 |
| Israel | 767 | 1 165 | 51,89 | 1 708 | 6 592 | 286,04 |
| Kuwait | 10 336 | 85 | -99,18 | 3 043 | 510 | -83,23 |
| Jordan | 10 | 220 | 2 100,00 | 1 038 | 2 733 | 163,36 |
| Lebanon | 0 | 55 | - | 0 | 1 036 | - |
| Turkey | 55 | 1 502 | 2 630,91 | 444 | 8 179 | 1 740,38 |
| United Arab Emirates | 68 350 | 200 440 | 193,26 | 13 288 | 39 283 | 195,64 |
| Cyprus | 0 | 45 | - | 0 | 881 | - |
| Morocco | 1 150 | 0 | -100,00 | 1 931 | 0 | -100,00 |
| Algeria | 4 520 | 0 | -100,00 | 10 750 | 0 | -100,00 |
| South Africa | 599 | 1 735 | 189,69 | 4 961 | 15 211 | 206,62 |
| East Timor | 625 | 20 | -96,80 | 2 475 | 638 | -74,24 |
| United States | 77 178 | 94 867 | 22,92 | 553 212 | 472 288 | -14,63 |
| Canada | 3 252 | 3 860 | 18,70 | 18 184 | 19 501 | 7,24 |
| Mexico | 320 | 0 | -100,00 | 1 419 | 0 | -100,00 |
| Brazil | 766 | 655 | -14,49 | 7 186 | 6 223 | -13,41 |
| San Marino | 3 941 | 0 | -100,00 | 3 490 | 0 | -100,00 |
| United Kingdom | 17 368 | 13 505 | -22,24 | 87 584 | 63 024 | -28,04 |
| Netherlands | 15 513 | 17 639 | 13,70 | 54 367 | 49 266 | -9,38 |
| France | 11 378 | 9 723 | -14,55 | 25 352 | 13 422 | -47,06 |
| Germany, Fed. Rep. Of | 26 711 | 15 355 | -42,51 | 86 893 | 94 857 | 9,17 |
| Austria | 1 922 | 1 179 | -38,66 | 8 353 | 5 845 | -30,03 |
| Belgium | 300 | 0 | -100,00 | 3 749 | 0 | -100,00 |
| Switzerland | 3 233 | 1 453 | -55,06 | 21 699 | 16 833 | -22,43 |
| Denmark | 10 | 2 630 | 26 200,00 | 960 | 5 657 | 489,23 |
| Norway | 388 | 0 | -100,00 | 3 859 | 0 | -100,00 |
| Sweden | 302 | 324 | 7,30 | 3 471 | 219 | -93,68 |
| Ireland | 837 | 478 | -42,92 | 6 652 | 3 737 | -43,82 |
| Italy | 4 527 | 28 316 | 525,56 | 34 894 | 129 139 | 270,09 |
| Spain | 1 825 | 1 168 | -35,98 | 8 165 | 10 688 | 30,90 |
| Portugal | 0 | 20 | - | 0 | 310 | - |
| Greece | 0 | 50 | - | 0 | 276 | - |
| Hungary | 0 | 100 | - | 0 | 650 | - |
| Poland | 1 975 | 806 | -59,19 | 15 361 | 9 934 | -35,33 |
| Romania | 100 | 0 | -100,00 | 561 | 0 | -100,00 |
| Ukraine | 171 | 61 | -64,33 | 790 | 458 | -42,00 |
| Croatia | 10 | 0 | -100,00 | 303 | 0 | -100,00 |
| Czech Republic | 0 | 130 | - | 0 | 1 319 | - |
| Russia Federation | 3 212 | 3 243 | 0,95 | 8 454 | 7 662 | -9,37 |
| INVERTEBRATA AIR LAINNYA | 119 556 | 83 220 | -30,39 | 524 913 | 571 809 | 8,93 |
| Japan | 4 891 | 5 049 | 3,23 | 28 269 | 40 063 | 41,72 |
| Hongkong | 4 397 | 2 921 | -33,57 | 8 658 | 6 866 | -20,70 |
| Korea, Republic Of | 5 828 | 1 562 | -73,20 | 16 598 | 9 492 | -42,81 |
| Taiwan | 2 429 | 1 034 | -57,43 | 6 814 | 11 654 | 71,03 |
| China | 5 790 | 7 705 | 33,07 | 15 745 | 44 268 | 181,15 |
| Macau | 2 | 5 | 150,00 | 20 | 75 | 275,00 |
| Thailand | 45 | 46 | 2,22 | 348 | 415 | 19,22 |
| Singapore | 1 565 | 850 | -45,69 | 4 682 | 6 875 | 46,82 |
| Malaysia | 19 205 | 341 | -98,22 | 44 585 | 1 438 | -96,77 |
| Lao People'S Dem. Rep. | 451 | 0 | -100,00 | 381 | 0 | -100,00 |
| India | 712 | 0 | -100,00 | 1 014 | 0 | -100,00 |
| Pakistan | 52 | 111 | 113,46 | 253 | 322 | 27,28 |
| Bangladesh | 0 | 78 | - | 0 | 818 | - |
| Iraq | 0 | 3 | - | 0 | 100 | - |
| Iran (Islamic Republic Of) | 969 | 1 669 | 72,24 | 4 793 | 5 062 | 5,61 |
| Israel | 1 949 | 411 | -78,91 | 5 537 | 1 951 | -64,77 |
| Kuwait | 254 | 176 | -30,71 | 1 641 | 750 | -54,30 |
| Jordan | 67 | 0 | -100,00 | 688 | 0 | -100,00 |
| Lebanon | 92 | 175 | 90,22 | 589 | 392 | -33,42 |
| Turkey | 525 | 369 | -29,71 | 1 653 | 3 700 | 123,86 |
| United Arab Emirates | 688 | 409 | -40,55 | 1 140 | 1 569 | 37,59 |
| Qatar | 158 | 10 | -93,67 | 1 242 | 50 | -95,97 |
| Bahrain | 260 | 36 | -86,15 | 843 | 10 | -98,80 |
| Cyprus | 10 | 60 | 500,00 | 504 | 357 | -29,22 |
| South Africa | 442 | 324 | -26,70 | 1 589 | 5 929 | 273,20 |
| New Zealand | 144 | 118 | -18,06 | 918 | 499 | -45,65 |
| United States | 29 627 | 29 172 | -1,53 | 140 443 | 144 045 | 2,56 |
| Canada | 3 398 | 1 545 | -54,53 | 20 623 | 17 802 | -13,68 |
| Mexico | 0 | 72 | - | 0 | 613 | - |
| Brazil | 473 | 120 | -74,63 | 2 118 | 778 | -63,27 |
| Peru | 5 | 10 | 100,00 | 23 | 5 | -80,00 |
| San Marino | 95 | 0 | -100,00 | 455 | 0 | -100,00 |
| United Kingdom | 6 458 | 3 811 | -40,99 | 43 741 | 52 410 | 19,82 |
| Netherlands | 5 022 | 2 750 | -45,24 | 31 322 | 39 997 | 27,70 |
| France | 7 457 | 6 220 | -16,59 | 34 927 | 38 850 | 11,23 |
| Germany, Fed. Rep. Of | 9 437 | 8 023 | -14,98 | 49 660 | 59 786 | 20,39 |
| Austria | 732 | 606 | -17,21 | 5 562 | 12 289 | 120,96 |
| Belgium | 435 | 467 | 7,36 | 5 160 | 12 246 | 137,33 |
| Switzerland | 645 | 359 | -44,34 | 6 856 | 2 159 | -68,51 |
| Denmark | 304 | 517 | 70,07 | 1 605 | 7 428 | 362,80 |

TABEL 6. PERKEMBANGAN EKSPOR INDONESIA MENURUT KOMODITI DAN NEGARA TUJUAN
JANUARI-FEBRUARI 2016 DAN 2017

| KOMODITI / NEGARA TUJUAN | BERAT BERSIH (KG) | | PERUB | NILAI FOB (US \$) | | PERUB |
|---|-------------------|-------------------|---------------|-------------------|-------------------|---------------|
| | JAN-FEB 2016 | JAN-FEB 2017 | % | JAN-FEB 2016 | JAN-FEB 2017 | % |
| | (1) | (2) | (3) | (4) | (5) | (6) |
| Norway | 377 | 317 | -15,92 | 903 | 1 173 | 29,93 |
| Sweden | 68 | 183 | 169,12 | 350 | 1 147 | 227,81 |
| Ireland | 109 | 0 | -100,00 | 495 | 0 | -100,00 |
| Italy | 2 150 | 2 347 | 9,19 | 13 210 | 19 214 | 45,45 |
| Spain | 471 | 1 140 | 142,04 | 4 341 | 5 884 | 35,55 |
| Greece | 130 | 372 | 186,15 | 1 494 | 885 | -40,74 |
| Hungary | 12 | 65 | 441,67 | 119 | 23 | -81,06 |
| Poland | 700 | 573 | -18,17 | 8 744 | 5 936 | -32,11 |
| Bulgaria | 0 | 51 | - | 0 | 246 | - |
| Armenia | 48 | 88 | 83,33 | 122 | 26 | -78,81 |
| Kazakhstan | 0 | 75 | - | 0 | 350 | - |
| Ukraine | 43 | 40 | -6,98 | 162 | 172 | 5,77 |
| Georgia | 8 | 0 | -100,00 | 323 | 0 | -100,00 |
| Malta | 12 | 28 | 133,33 | 155 | 30 | -80,69 |
| Czech Republic | 215 | 191 | -11,16 | 1 576 | 1 126 | -28,55 |
| Russia Federation | 201 | 617 | 206,72 | 1 920 | 4 537 | 136,35 |
| RUMPUT LAUT DAN GANGGANG LAINNYA | 24 998 626 | 21 026 264 | -15,89 | 15 649 198 | 17 041 796 | 8,90 |
| Japan | 308 177 | 144 931 | -52,97 | 285 019 | 98 666 | -65,38 |
| Hongkong | 336 464 | 518 056 | 53,97 | 282 947 | 378 594 | 33,80 |
| Korea, Republic Of | 465 834 | 727 620 | 56,20 | 315 318 | 727 877 | 130,84 |
| Taiwan | 3 000 | 44 125 | 1 370,83 | 750 | 40 652 | 5 320,27 |
| China | 20 172 561 | 18 218 070 | -9,69 | 12 623 202 | 14 280 690 | 13,13 |
| Thailand | 27 700 | 0 | -100,00 | 22 792 | 0 | -100,00 |
| Singapore | 5 | 32 878 | 632 173,08 | 2 | 60 540 | 2 882 757,14 |
| Philippines | 822 440 | 0 | -100,00 | 582 568 | 0 | -100,00 |
| Malaysia | 13 400 | 0 | -100,00 | 5 789 | 0 | -100,00 |
| Vietnam | 204 420 | 155 990 | -23,69 | 68 366 | 61 952 | -9,38 |
| India | 10 120 | 23 000 | 127,27 | 20 108 | 21 575 | 7,29 |
| Tunisia | 54 500 | 0 | -100,00 | 42 510 | 0 | -100,00 |
| Australia | 17 000 | 0 | -100,00 | 25 500 | 0 | -100,00 |
| United States | 97 755 | 24 360 | -75,08 | 41 546 | 155 497 | 274,28 |
| Canada | 49 000 | 0 | -100,00 | 19 600 | 0 | -100,00 |
| Chile | 1 135 345 | 803 625 | -29,22 | 835 091 | 901 019 | 7,89 |
| Netherlands | 20 000 | 20 000 | 0,00 | 20 000 | 20 000 | 0,00 |
| France | 596 920 | 38 990 | -93,47 | 232 185 | 38 015 | -83,63 |
| Belgium | 0 | 6 | - | 0 | 3 | - |
| Denmark | 260 000 | 140 000 | -46,15 | 98 306 | 61 600 | -37,34 |
| Spain | 403 985 | 134 612 | -66,68 | 127 600 | 195 117 | 52,91 |
| IKAN HIDUP HASIL BUDIDAYA | 1 524 841 | 771 168 | -49,43 | 5 478 616 | 4 787 283 | -12,62 |
| Japan | 11 379 | 10 103 | -11,21 | 421 061 | 418 125 | -0,70 |
| Hongkong | 145 276 | 67 237 | -53,72 | 256 924 | 125 544 | -51,14 |
| Korea, Republic Of | 2 095 | 1 783 | -14,86 | 82 134 | 71 801 | -12,58 |
| Taiwan | 21 514 | 6 242 | -70,99 | 108 472 | 208 350 | 92,08 |
| China | 1 061 670 | 528 268 | -50,24 | 2 653 493 | 2 028 623 | -23,55 |
| Thailand | 2 112 | 2 426 | 14,85 | 83 762 | 91 926 | 9,75 |
| Singapore | 36 448 | 26 926 | -26,13 | 230 805 | 263 912 | 14,34 |
| Philippines | 9 059 | 22 611 | 149,61 | 450 525 | 407 726 | -9,50 |
| Malaysia | 171 327 | 19 218 | -88,78 | 187 723 | 105 487 | -43,81 |
| Myanmar | 0 | 150 | - | 0 | 240 | - |
| Brunei Darussalam | 442 | 3 915 | 785,75 | 14 800 | 45 363 | 206,51 |
| Vietnam | 2 571 | 17 000 | 561,22 | 8 505 | 42 115 | 395,17 |
| India | 689 | 888 | 28,88 | 12 342 | 47 515 | 284,97 |
| Sri Lanka | 38 | 0 | -100,00 | 477 | 0 | -100,00 |
| Iran (Islamic Republic Of) | 5 219 | 5 847 | 12,04 | 116 736 | 83 401 | -28,56 |
| Saudi Arabia | 1 988 | 1 571 | -20,98 | 26 176 | 29 171 | 11,44 |
| Israel | 264 | 1 244 | 371,38 | 13 437 | 15 658 | 16,53 |
| Kuwait | 1 079 | 450 | -58,29 | 2 278 | 1 860 | -18,36 |
| Jordan | 64 | 0 | -100,00 | 9 829 | 0 | -100,00 |
| Lebanon | 0 | 41 | - | 0 | 952 | - |
| Turkey | 581 | 408 | -29,83 | 1 285 | 6 112 | 375,53 |
| United Arab Emirates | 150 | 140 | -6,67 | 1 099 | 283 | -74,29 |
| Qatar | 38 | 0 | -100,00 | 2 755 | 0 | -100,00 |
| Bahrain | 36 | 48 | 33,33 | 1 565 | 1 701 | 8,65 |
| Egypt | 0 | 43 | - | 0 | 1 625 | - |
| South Africa | 495 | 1 230 | 148,48 | 10 866 | 13 409 | 23,41 |
| Australia | 3 798 | 5 128 | 35,02 | 41 365 | 41 288 | -0,19 |
| East Timor | 1 | 100 | 9 900,00 | 4 | 2 438 | 60 837,50 |
| United States | 6 982 | 10 095 | 44,57 | 190 132 | 202 741 | 6,63 |
| Canada | 1 349 | 2 272 | 68,38 | 47 057 | 60 946 | 29,52 |
| Argentina | 0 | 110 | - | 0 | 1 165 | - |
| Brazil | 492 | 752 | 52,85 | 5 779 | 7 490 | 29,60 |
| Peru | 93 | 8 | -91,39 | 1 381 | 945 | -31,54 |
| Trinidad And Tobago | 4 | 0 | -100,00 | 582 | 0 | -100,00 |
| United Kingdom | 4 415 | 5 696 | 29,01 | 143 021 | 100 440 | -29,77 |
| Netherlands | 1 393 | 2 625 | 88,47 | 35 332 | 42 816 | 21,18 |
| France | 6 517 | 5 355 | -17,83 | 51 629 | 43 801 | -15,16 |
| Germany, Fed. Rep. Of | 6 337 | 7 198 | 13,59 | 59 210 | 64 760 | 9,37 |
| Austria | 131 | 290 | 121,37 | 2 717 | 5 034 | 85,28 |
| Belgium | 336 | 47 | -86,01 | 5 182 | 3 676 | -29,06 |
| Switzerland | 693 | 62 | -91,06 | 26 126 | 5 441 | -79,18 |
| Luxembourg | 32 | 0 | -100,00 | 1 048 | 0 | -100,00 |
| Denmark | 1 016 | 960 | -5,58 | 8 868 | 6 636 | -25,17 |
| Norway | 416 | 251 | -39,64 | 3 484 | 7 084 | 103,32 |
| Sweden | 306 | 386 | 26,14 | 33 114 | 22 800 | -31,15 |

**TABEL 6. PERKEMBANGAN EKSPOR INDONESIA MENURUT KOMODITI DAN NEGARA TUJUAN
JANUARI-FEBRUARI 2016 DAN 2017**

| KOMODITI / NEGARA TUJUAN | BERAT BERSIH (KG) | | PERUB | NILAI FOB (US \$) | | PERUB |
|---|----------------------|----------------------|---------------|----------------------|----------------------|---------------|
| | JAN-FEB 2016 | JAN-FEB 2017 | % | JAN-FEB 2016 | JAN-FEB 2017 | % |
| | (1) | (2) | (3) | (4) | (5) | (6) |
| Finland | 143 | 0 | -100,00 | 1 397 | 0 | -100,00 |
| Ireland | 0 | 269 | - | 0 | 4 709 | - |
| Italy | 1 977 | 1 474 | -25,44 | 15 897 | 14 109 | -11,25 |
| Spain | 8 126 | 3 120 | -61,60 | 45 630 | 26 324 | -42,31 |
| Portugal | 659 | 756 | 14,69 | 4 425 | 6 211 | 40,36 |
| Greece | 0 | 367 | - | 0 | 3 040 | - |
| Hungary | 84 | 350 | 316,67 | 304 | 1 430 | 371,13 |
| Poland | 2 582 | 2 438 | -5,58 | 21 107 | 31 835 | 50,83 |
| Romania | 70 | 627 | 795,29 | 608 | 6 463 | 962,66 |
| Bulgaria | 100 | 110 | 10,00 | 1 469 | 1 349 | -8,17 |
| Lithuania | 208 | 0 | -100,00 | 3 199 | 0 | -100,00 |
| Georgia | 121 | 0 | -100,00 | 932 | 0 | -100,00 |
| Croatia | 20 | 0 | -100,00 | 63 | 0 | -100,00 |
| Czech Republic | 745 | 838 | 12,53 | 8 464 | 7 224 | -14,64 |
| Russia Federation | 1 079 | 1 696 | 57,12 | 21 771 | 54 191 | 148,91 |
| Serbia | 82 | 0 | -100,00 | 270 | 0 | -100,00 |
| UDANG HASIL BUDIDAYA | 205 320 | 331 183 | 61,30 | 607 708 | 1 991 523 | 227,71 |
| Japan | 817 | 459 | -43,82 | 6 915 | 7 707 | 11,46 |
| Hongkong | 601 | 2 733 | 354,74 | 1 774 | 24 640 | 1 289,24 |
| Korea, Republic Of | 39 | 40 | 2,56 | 610 | 2 281 | 274,16 |
| Taiwan | 196 | 1 833 | 835,20 | 2 735 | 28 553 | 943,89 |
| China | 822 | 19 031 | 2 215,17 | 131 694 | 317 883 | 141,38 |
| Macau | 3 | 0 | -100,00 | 60 | 0 | -100,00 |
| Thailand | 0 | 2 555 | - | 0 | 1 307 | - |
| Singapore | 55 755 | 46 031 | -17,44 | 51 880 | 41 757 | -19,51 |
| Malaysia | 139 780 | 89 255 | -36,15 | 299 235 | 218 523 | -26,97 |
| Vietnam | 0 | 22 400 | - | 0 | 88 978 | - |
| India | 33 | 45 | 36,36 | 23 245 | 2 121 | -90,87 |
| Sri Lanka | 5 | 5 | 0,00 | 75 | 105 | 40,00 |
| Iran (Islamic Republic Of) | 21 | 22 | 4,76 | 1 500 | 1 093 | -27,09 |
| Israel | 2 | 7 | 250,00 | 120 | 67 | -44,47 |
| Kuwait | 6 | 28 | 366,67 | 35 | 11 458 | 32 636,00 |
| Lebanon | 3 | 12 | 300,00 | 25 | 150 | 500,00 |
| Turkey | 49 | 0 | -100,00 | 152 | 0 | -100,00 |
| United Arab Emirates | 12 | 1 | -91,67 | 15 | 4 | -75,00 |
| Bahrain | 11 | 20 | 81,82 | 392 | 229 | -41,48 |
| South Africa | 55 | 27 | -51,13 | 186 | 328 | 76,08 |
| New Zealand | 2 | 0 | -100,00 | 51 | 0 | -100,00 |
| Christmas Islands | 100 | 0 | -100,00 | 84 | 0 | -100,00 |
| East Timor | 2 003 | 0 | -100,00 | 3 023 | 0 | -100,00 |
| United States | 1 226 | 142 718 | 11 538,53 | 8 055 | 1 144 787 | 14 111,73 |
| Canada | 222 | 158 | -28,83 | 1 745 | 3 329 | 90,75 |
| United Kingdom | 850 | 644 | -24,23 | 16 493 | 26 010 | 57,71 |
| Netherlands | 834 | 866 | 3,95 | 10 459 | 16 254 | 55,41 |
| France | 331 | 620 | 87,49 | 5 151 | 7 060 | 37,05 |
| Germany, Fed. Rep. Of | 581 | 560 | -3,61 | 23 150 | 18 990 | -17,97 |
| Austria | 17 | 5 | -70,59 | 95 | 104 | 9,39 |
| Belgium | 126 | 160 | 26,98 | 1 245 | 4 307 | 245,97 |
| Switzerland | 63 | 14 | -77,78 | 1 293 | 701 | -45,79 |
| Denmark | 4 | 55 | 1 275,00 | 90 | 2 418 | 2 593,59 |
| Norway | 4 | 27 | 650,00 | 80 | 389 | 388,74 |
| Sweden | 11 | 20 | 80,18 | 5 226 | 9 640 | 84,45 |
| Ireland | 26 | 3 | -88,55 | 429 | 26 | -93,93 |
| Italy | 395 | 473 | 19,75 | 3 602 | 4 380 | 21,61 |
| Spain | 90 | 12 | -86,67 | 2 764 | 261 | -90,57 |
| Greece | 8 | 1 | -87,50 | 350 | 10 | -97,21 |
| Hungary | 0 | 1 | - | 0 | 11 | - |
| Poland | 35 | 173 | 394,29 | 2 734 | 2 846 | 4,13 |
| Armenia | 1 | 0 | -100,00 | 19 | 0 | -100,00 |
| Ukraine | 1 | 0 | -100,00 | 7 | 0 | -100,00 |
| Czech Republic | 158 | 121 | -23,61 | 397 | 781 | 96,63 |
| Russia Federation | 22 | 49 | 120,83 | 521 | 2 036 | 291,21 |
| IKAN SEGAR / DINGIN HASIL BUDIDAYA | 28 309 | 15 096 | -46,67 | 48 890 | 11 172 | -77,15 |
| Japan | 140 | 0 | -100,00 | 374 | 0 | -100,00 |
| Taiwan | 0 | 4 000 | - | 0 | 2 025 | - |
| Thailand | 0 | 44 | - | 0 | 49 | - |
| Singapore | 3 496 | 2 463 | -29,55 | 3 013 | 1 860 | -38,24 |
| Malaysia | 2 790 | 8 589 | 207,85 | 4 470 | 7 238 | 61,91 |
| East Timor | 203 | 0 | -100,00 | 208 | 0 | -100,00 |
| Belgium | 21 680 | 0 | -100,00 | 40 826 | 0 | -100,00 |
| MINYAK KELAPA SAWIT | 4 124 051 610 | 4 796 137 371 | 16,30 | 2 275 832 978 | 3 706 242 461 | 62,85 |
| Japan | 27 484 026 | 39 520 485 | 43,79 | 16 188 603 | 37 284 137 | 130,31 |
| Hongkong | 42 908 | 55 650 | 29,70 | 34 913 | 55 935 | 60,21 |
| Korea, Republic Of | 17 888 654 | 32 385 672 | 81,04 | 8 437 555 | 23 724 213 | 181,17 |
| Taiwan | 296 780 | 80 960 | -72,72 | 185 822 | 62 989 | -66,10 |
| China | 550 610 389 | 595 889 371 | 8,22 | 305 174 772 | 493 656 456 | 61,76 |
| Mongolia | 0 | 161 280 | - | 0 | 129 024 | - |
| Papua New Guinea | 2 872 959 | 2 130 377 | -25,85 | 2 376 845 | 2 221 041 | -6,56 |
| Thailand | 2 881 000 | 2 605 000 | -9,58 | 2 634 192 | 4 092 549 | 55,36 |
| Singapore | 126 959 569 | 103 404 665 | -18,55 | 64 958 002 | 73 940 195 | 13,83 |
| Philippines | 54 675 381 | 77 492 637 | 41,73 | 32 353 325 | 58 318 506 | 80,26 |
| Malaysia | 128 996 220 | 154 640 294 | 19,88 | 67 952 137 | 130 468 743 | 92,00 |
| Myanmar | 61 650 603 | 99 034 784 | 60,64 | 37 278 044 | 70 950 488 | 90,33 |

**TABEL 6. PERKEMBANGAN EKSPOR INDONESIA MENURUT KOMODITI DAN NEGARA TUJUAN
JANUARI-FEBRUARI 2016 DAN 2017**

| KOMODITI / NEGARA TUJUAN | BERAT BERSIH (KG) | | PERUB | NILAI FOB (US \$) | | PERUB |
|----------------------------------|-------------------|---------------|---------|-------------------|--------------|---------|
| | JAN-FEB 2016 | JAN-FEB 2017 | % | JAN-FEB 2016 | JAN-FEB 2017 | % |
| | (1) | (2) | (3) | (4) | (5) | (6) |
| Cambodia | 126 000 | 147 000 | 16,67 | 70 796 | 116 979 | 65,24 |
| Brunei Darussalam | 235 577 | 201 154 | -14,61 | 191 158 | 202 998 | 6,19 |
| Vietnam | 52 896 211 | 29 672 457 | -43,90 | 29 759 145 | 20 860 300 | -29,90 |
| Maldives | 260 878 | 56 734 | -78,25 | 201 104 | 54 757 | -72,77 |
| India | 813 452 325 | 1 281 139 010 | 57,49 | 429 866 629 | 939 436 976 | 118,54 |
| Pakistan | 422 931 807 | 376 019 647 | -11,09 | 222 292 225 | 271 678 768 | 22,22 |
| Bangladesh | 234 287 042 | 139 979 023 | -40,25 | 126 175 031 | 100 183 554 | -20,60 |
| Sri Lanka | 1 591 340 | 2 550 824 | 60,29 | 1 047 505 | 1 995 977 | 90,55 |
| Afghanistan | 277 182 | 949 680 | 242,62 | 177 827 | 785 860 | 341,92 |
| Iraq | 393 660 | 174 960 | -55,56 | 238 208 | 142 592 | -40,14 |
| Iran (Islamic Republic Of) | 0 | 18 496 300 | - | 0 | 13 137 362 | - |
| Saudi Arabia | 40 900 000 | 12 376 554 | -69,74 | 23 860 000 | 9 362 382 | -60,76 |
| Israel | 8 291 932 | 7 284 997 | -12,14 | 4 586 040 | 6 213 809 | 35,49 |
| Jordan | 923 976 | 857 350 | -7,21 | 664 727 | 673 585 | 1,33 |
| Lebanon | 105 000 | 210 000 | 100,00 | 60 900 | 168 525 | 176,72 |
| Yemen | 43 417 276 | 6 838 088 | -84,25 | 24 513 055 | 6 162 464 | -74,86 |
| Oman | 27 539 500 | 27 603 656 | 0,23 | 16 189 442 | 18 857 791 | 16,48 |
| Syria Arab Republic | 386 400 | 449 600 | 16,36 | 234 982 | 430 104 | 83,04 |
| Turkey | 3 488 934 | 430 002 | -87,68 | 2 776 284 | 351 611 | -87,34 |
| United Arab Emirates | 50 242 839 | 39 123 417 | -22,13 | 27 880 701 | 28 287 630 | 1,46 |
| Egypt | 128 876 707 | 248 034 091 | 92,46 | 69 707 626 | 188 421 640 | 170,30 |
| Libyan Arab Jamahiriya | 109 350 | 43 740 | -60,00 | 66 157 | 35 648 | -46,12 |
| Morocco | 3 105 000 | 0 | -100,00 | 1 619 550 | 0 | -100,00 |
| Tunisia | 7 435 000 | 10 132 243 | 36,28 | 4 457 600 | 7 964 936 | 78,68 |
| Algeria | 0 | 19 499 354 | - | 0 | 14 370 768 | - |
| Sudan | 4 023 742 | 0 | -100,00 | 1 884 818 | 0 | -100,00 |
| Ethiopia | 287 280 | 64 800 | -77,44 | 187 881 | 56 376 | -69,99 |
| Tanzania, United Rep. Of | 32 286 588 | 38 417 580 | 18,99 | 17 861 603 | 29 695 969 | 66,26 |
| Madagascar | 4 928 712 | 3 835 931 | -22,17 | 3 146 676 | 3 252 788 | 3,37 |
| Somalia | 3 457 424 | 4 929 958 | 42,59 | 2 185 487 | 4 260 564 | 94,95 |
| Kenya | 30 235 678 | 69 577 606 | 130,12 | 16 999 873 | 49 824 464 | 193,09 |
| Mozambique | 400 400 | 2 000 000 | 399,50 | 284 284 | 1 500 000 | 427,64 |
| Equatorial Guinea | 115 308 | 72 219 | -37,37 | 75 676 | 61 114 | -19,24 |
| Togo | 2 464 437 | 20 858 169 | 746,37 | 1 576 017 | 16 286 653 | 933,41 |
| Ghana | 2 761 659 | 6 590 223 | 138,63 | 1 777 070 | 5 124 088 | 188,34 |
| Liberia | 1 272 446 | 7 143 336 | 461,39 | 829 937 | 5 384 160 | 548,74 |
| Guinea | 11 406 412 | 465 793 | -95,92 | 6 377 914 | 409 655 | -93,58 |
| Angola | 6 996 924 | 5 307 177 | -24,15 | 4 701 034 | 4 758 798 | 1,23 |
| Congo | 1 100 663 | 6 578 630 | 497,70 | 724 558 | 5 432 459 | 649,76 |
| Cameroon | 4 714 928 | 598 421 | -87,31 | 2 687 693 | 497 497 | -81,49 |
| Nigeria | 27 824 908 | 8 535 140 | -69,33 | 14 650 268 | 6 276 807 | -57,16 |
| Sierra Leone | 4 650 519 | 4 936 600 | 6,15 | 2 948 405 | 4 109 704 | 39,39 |
| Gabon | 910 215 | 540 566 | -40,61 | 701 848 | 526 842 | -24,93 |
| Cote D'Ivoire | 1 247 895 | 1 322 636 | 5,99 | 811 296 | 1 111 567 | 37,01 |
| Senegal | 8 021 232 | 15 179 070 | 89,24 | 5 293 175 | 12 595 748 | 137,96 |
| Mauritania | 13 766 928 | 9 190 818 | -33,24 | 8 704 645 | 7 776 230 | -10,67 |
| Mali | 479 970 | 0 | -100,00 | 300 704 | 0 | -100,00 |
| Benin | 44 334 190 | 43 627 815 | -1,59 | 27 879 573 | 36 543 329 | 31,08 |
| Burkina Faso | 287 280 | 1 816 074 | 532,16 | 183 141 | 1 503 263 | 720,82 |
| Guinea Bissau | 47 880 | 199 089 | 315,81 | 31 074 | 182 675 | 487,87 |
| Gambia | 10 419 192 | 5 999 625 | -42,42 | 6 829 384 | 5 074 157 | -25,70 |
| Uganda | 383 040 | 335 160 | -12,50 | 245 085 | 286 093 | 16,73 |
| Niger | 1 670 355 | 780 480 | -53,27 | 1 032 200 | 638 603 | -38,13 |
| Djibouti | 30 563 651 | 24 177 641 | -20,89 | 20 341 395 | 21 007 632 | 3,28 |
| Sao Tome And Principe | 18 360 | 36 720 | 100,00 | 15 424 | 39 100 | 153,50 |
| Swaziland | 0 | 210 000 | - | 0 | 172 200 | - |
| South Africa | 60 060 006 | 54 568 691 | -9,14 | 33 805 010 | 44 465 080 | 31,53 |
| Comoros | 308 747 | 202 454 | -34,43 | 239 255 | 189 177 | -20,93 |
| Mauritius | 0 | 105 000 | - | 0 | 80 850 | - |
| Rwanda | 2 154 600 | 0 | -100,00 | 1 387 901 | 0 | -100,00 |
| Mayotte | 117 396 | 17 334 | -85,23 | 100 483 | 17 864 | -82,22 |
| Democratic Rep. Of The Congo | 609 836 | 366 210 | -39,95 | 451 465 | 329 645 | -26,98 |
| Australia | 80 000 | 0 | -100,00 | 53 907 | 0 | -100,00 |
| New Zealand | 18 000 | 0 | -100,00 | 14 220 | 0 | -100,00 |
| Nauru | 0 | 20 016 | - | 0 | 19 283 | - |
| Northern Mariana Islands | 23 928 | 2 932 | -87,75 | 19 713 | 3 469 | -82,40 |
| Saint Vincent And The Grenadines | 0 | 11 970 | - | 0 | 10 574 | - |
| Vanuatu | 301 507 | 54 786 | -81,83 | 257 918 | 55 613 | -78,44 |
| Cook Islands | 11 520 | 0 | -100,00 | 9 158 | 0 | -100,00 |
| Fiji | 0 | 84 000 | - | 0 | 56 854 | - |
| Kiribati | 38 088 | 0 | -100,00 | 30 924 | 0 | -100,00 |
| Marshall Islands | 0 | 19 800 | - | 0 | 19 820 | - |
| Samoa | 348 199 | 240 654 | -30,89 | 298 112 | 251 273 | -15,71 |
| Solomon Islands | 178 808 | 157 883 | -11,70 | 147 586 | 165 437 | 12,10 |
| Tonga | 16 619 | 17 608 | 5,95 | 15 224 | 18 177 | 19,40 |
| East Timor | 1 727 133 | 1 513 898 | -12,35 | 1 412 036 | 1 443 122 | 2,20 |
| United States | 163 512 768 | 178 770 361 | 9,33 | 97 227 523 | 163 727 059 | 68,40 |
| Mexico | 3 230 960 | 2 135 931 | -33,89 | 1 721 968 | 2 116 570 | 22,92 |
| Nicaragua | 0 | 18 540 | - | 0 | 16 028 | - |
| Panama | 490 895 | 502 685 | 2,40 | 331 592 | 438 016 | 32,09 |
| Suriname | 0 | 19 710 | - | 0 | 17 887 | - |
| Argentina | 342 200 | 487 910 | 42,58 | 290 715 | 772 714 | 165,80 |
| Brazil | 54 089 840 | 60 573 374 | 11,99 | 39 939 754 | 79 345 323 | 98,66 |
| Uruguay | 147 000 | 274 010 | 86,40 | 107 642 | 260 726 | 142,22 |
| Peru | 21 000 | 0 | -100,00 | 17 376 | 0 | -100,00 |
| Guyana | 0 | 142 920 | - | 0 | 124 519 | - |
| Jamaica | 1 070 270 | 1 199 894 | 12,11 | 568 111 | 883 923 | 55,59 |

**TABEL 6. PERKEMBANGAN EKSPOR INDONESIA MENURUT KOMODITI DAN NEGARA TUJUAN
JANUARI-FEBRUARI 2016 DAN 2017**

| KOMODITI / NEGARA TUJUAN | BERAT BERSIH (KG) | | PERUB | NILAI FOB (US \$) | | PERUB |
|----------------------------|--------------------|--------------------|---------------|--------------------|--------------------|--------------|
| | JAN-FEB 2016 | JAN-FEB 2017 | % | JAN-FEB 2016 | JAN-FEB 2017 | % |
| | (1) | (2) | (3) | (4) | (5) | (6) |
| Belize | 23 742 | 0 | -100,00 | 15 124 | 0 | -100,00 |
| Dominican Republic | 0 | 44 240 | - | 0 | 42 913 | - |
| Haiti | 23 213 700 | 15 514 593 | -33,17 | 13 628 716 | 11 849 828 | -13,05 |
| Dominica | 19 800 | 19 620 | -0,91 | 15 250 | 18 504 | 21,33 |
| French Polynesia | 18 057 | 0 | -100,00 | 14 622 | 0 | -100,00 |
| Grenada | 16 632 | 40 608 | 144,16 | 13 226 | 37 624 | 184,47 |
| Saint Lucia | 17 928 | 18 036 | 0,60 | 15 071 | 18 696 | 24,05 |
| United Kingdom | 11 123 203 | 10 304 251 | -7,36 | 5 886 608 | 8 210 065 | 39,47 |
| Netherlands | 149 800 834 | 215 047 772 | 43,56 | 83 807 906 | 169 759 724 | 102,56 |
| France | 0 | 8 000 000 | - | 0 | 5 460 000 | - |
| Germany, Fed. Rep. Of | 55 685 332 | 46 811 026 | -15,94 | 28 308 509 | 34 665 524 | 22,46 |
| Belgium | 80 000 | 777 000 | 871,25 | 105 919 | 1 664 723 | 1 471,69 |
| Sweden | 500 000 | 3 799 674 | 659,93 | 240 000 | 3 216 927 | 1 240,39 |
| Italy | 168 695 669 | 169 781 060 | 0,64 | 91 535 961 | 120 462 880 | 31,60 |
| Spain | 162 181 631 | 246 734 330 | 52,13 | 86 373 752 | 176 367 111 | 104,19 |
| Portugal | 35 694 | 0 | -100,00 | 29 245 | 0 | -100,00 |
| Iceland | 23 940 | 0 | -100,00 | 16 758 | 0 | -100,00 |
| Greece | 6 773 484 | 9 227 213 | 36,23 | 3 856 941 | 7 856 846 | 103,71 |
| Poland | 0 | 44 240 | - | 0 | 39 241 | - |
| Romania | 23 940 | 71 676 | 199,40 | 15 980 | 57 054 | 257,04 |
| Bulgaria | 0 | 85 462 | - | 0 | 72 538 | - |
| Albania | 23 742 | 0 | -100,00 | 15 019 | 0 | -100,00 |
| Ukraine | 61 518 195 | 42 059 696 | -31,63 | 35 598 201 | 31 694 803 | -10,97 |
| Latvia | 0 | 8 000 000 | - | 0 | 6 020 000 | - |
| Estonia | 398 160 | 0 | -100,00 | 230 933 | 0 | -100,00 |
| Georgia | 5 623 940 | 5 199 318 | -7,55 | 3 289 293 | 3 955 492 | 20,25 |
| Croatia | 301 623 | 461 713 | 53,08 | 191 003 | 383 341 | 100,70 |
| Slovenia | 21 800 | 87 200 | 300,00 | 14 061 | 70 501 | 401,40 |
| Russia Federation | 122 233 124 | 99 348 650 | -18,72 | 68 636 746 | 80 174 421 | 16,81 |
| Montenegro | 87 480 | 153 090 | 75,00 | 51 504 | 124 878 | 142,46 |
| MINYAK KELAPA | 189 571 739 | 149 860 500 | -20,95 | 186 977 258 | 248 444 631 | 32,87 |
| Japan | 0 | 682 | - | 0 | 3 305 | - |
| Hongkong | 0 | 2 | - | 0 | 2 | - |
| Korea, Republic Of | 11 840 314 | 9 061 768 | -23,47 | 13 411 269 | 15 216 442 | 13,46 |
| Taiwan | 139 660 | 30 400 | -78,23 | 200 473 | 55 773 | -72,18 |
| China | 20 024 588 | 16 997 574 | -15,12 | 21 934 418 | 28 544 292 | 30,13 |
| Papua New Guinea | 0 | 5 779 | - | 0 | 2 256 | - |
| Thailand | 1 591 410 | 1 126 663 | -29,20 | 1 888 627 | 1 983 818 | 5,04 |
| Singapore | 4 051 419 | 6 389 748 | 57,72 | 4 060 514 | 10 843 652 | 167,05 |
| Malaysia | 27 818 658 | 31 825 454 | 14,40 | 25 813 547 | 51 356 850 | 98,95 |
| Vietnam | 43 560 | 78 758 | 80,80 | 53 158 | 156 568 | 194,53 |
| India | 19 369 515 | 2 907 229 | -84,99 | 16 944 166 | 8 897 418 | -47,49 |
| Pakistan | 110 010 | 0 | -100,00 | 80 085 | 0 | -100,00 |
| Bangladesh | 1 537 240 | 1 470 051 | -4,37 | 1 349 295 | 2 080 122 | 54,16 |
| Sri Lanka | 129 000 | 86 000 | -33,33 | 156 413 | 163 400 | 4,47 |
| Iran (Islamic Republic Of) | 101 740 | 1 213 340 | 1 092,59 | 127 375 | 2 173 882 | 1 606,68 |
| Saudi Arabia | 0 | 21 600 | - | 0 | 40 176 | - |
| Israel | 126 720 | 187 430 | 47,91 | 151 509 | 352 248 | 132,49 |
| Jordan | 0 | 21 870 | - | 0 | 42 209 | - |
| Turkey | 3 461 848 | 42 000 | -98,79 | 3 308 006 | 79 170 | -97,61 |
| Egypt | 20 160 | 80 000 | 296,83 | 25 402 | 146 920 | 478,39 |
| Libyan Arab Jamahiriya | 65 610 | 218 700 | 233,33 | 79 279 | 408 422 | 415,17 |
| Morocco | 1 000 000 | 0 | -100,00 | 775 000 | 0 | -100,00 |
| Tunisia | 126 000 | 100 000 | -20,63 | 147 420 | 201 500 | 36,68 |
| Algeria | 0 | 129 870 | - | 0 | 224 840 | - |
| Tanzania, United Rep. Of | 0 | 42 000 | - | 0 | 68 250 | - |
| Madagascar | 37 620 | 0 | -100,00 | 47 777 | 0 | -100,00 |
| Djibouti | 74 480 | 0 | -100,00 | 96 079 | 0 | -100,00 |
| South Africa | 548 200 | 441 600 | -19,45 | 616 160 | 792 330 | 28,59 |
| Australia | 2 024 | 0 | -100,00 | 8 026 | 0 | -100,00 |
| New Zealand | 35 890 | 17 120 | -52,30 | 53 460 | 32 938 | -38,39 |
| Guam | 0 | 30 | - | 0 | 820 | - |
| United States | 34 631 463 | 25 973 895 | -25,00 | 37 507 216 | 43 415 035 | 15,75 |
| Canada | 33 706 | 311 047 | 822,82 | 50 280 | 586 469 | 1 066,41 |
| Mexico | 72 000 | 0 | -100,00 | 97 110 | 0 | -100,00 |
| Argentina | 307 130 | 275 840 | -10,19 | 383 612 | 487 253 | 27,02 |
| Brazil | 0 | 43 200 | - | 0 | 84 518 | - |
| Trinidad And Tobago | 236 500 | 279 500 | 18,18 | 280 726 | 493 318 | 75,73 |
| United Kingdom | 3 024 | 1 944 | -35,71 | 21 168 | 13 608 | -35,71 |
| Netherlands | 50 787 647 | 38 654 047 | -23,89 | 46 296 694 | 59 430 791 | 28,37 |
| France | 1 | 0 | -100,00 | 1 | 0 | -100,00 |
| Germany, Fed. Rep. Of | 31 | 2 | -93,55 | 38 | 2 | -94,71 |
| Italy | 4 000 000 | 4 500 020 | 12,50 | 3 290 000 | 7 522 571 | 128,65 |
| Spain | 2 000 000 | 4 000 390 | 100,02 | 1 570 000 | 6 840 636 | 335,71 |
| Greece | 0 | 21 600 | - | 0 | 39 960 | - |
| Hungary | 0 | 18 200 | - | 0 | 33 920 | - |
| Romania | 240 570 | 0 | -100,00 | 291 965 | 0 | -100,00 |
| Bulgaria | 43 740 | 21 870 | -50,00 | 56 512 | 39 257 | -30,53 |
| Kazakhstan | 18 450 | 40 968 | 122,05 | 22 140 | 72 718 | 228,45 |
| Kyrgyzstan | 0 | 41 600 | - | 0 | 74 256 | - |
| Ukraine | 1 652 280 | 499 999 | -69,74 | 1 776 295 | 817 498 | -53,98 |
| Croatia | 20 160 | 0 | -100,00 | 23 890 | 0 | -100,00 |
| Slovenia | 52 912 | 0 | -100,00 | 72 705 | 0 | -100,00 |
| Rep. Of Macedonia | 0 | 21 870 | - | 0 | 39 257 | - |
| Russia Federation | 3 216 460 | 2 658 840 | -17,34 | 3 909 452 | 4 585 962 | 17,30 |

**TABEL 6. PERKEMBANGAN EKSPOR INDONESIA MENURUT KOMODITI DAN NEGARA TUJUAN
JANUARI-FEBRUARI 2016 DAN 2017**

| KOMODITI / NEGARA TUJUAN | BERAT BERSIH (KG) | | PERUB | NILAI FOB (US \$) | | PERUB |
|--|--------------------|--------------------|--------------|--------------------|--------------------|--------------|
| | JAN-FEB 2016 | JAN-FEB 2017 | % | JAN-FEB 2016 | JAN-FEB 2017 | % |
| (1) | (2) | (3) | (4) | (5) | (6) | (7) |
| UDANG DIBEKUKAN | 20 782 930 | 19 203 436 | -7,60 | 186 102 874 | 187 632 721 | 0,82 |
| Japan | 3 794 525 | 3 611 114 | -4,83 | 40 444 909 | 41 290 833 | 2,09 |
| Hongkong | 99 682 | 76 707 | -23,05 | 840 646 | 727 225 | -13,49 |
| Korea, Republic Of | 72 595 | 137 299 | 89,13 | 577 809 | 974 884 | 68,72 |
| Taiwan | 216 587 | 142 925 | -34,01 | 1 406 088 | 957 867 | -31,88 |
| China | 472 226 | 187 741 | -60,24 | 3 299 812 | 1 472 532 | -55,38 |
| Macau | 7 321 | 0 | -100,00 | 6 785 | 0 | -100,00 |
| Thailand | 0 | 2 000 | - | 0 | 1 013 | - |
| Singapore | 120 744 | 81 923 | -32,15 | 782 777 | 487 312 | -37,75 |
| Philippines | 8 270 | 0 | -100,00 | 51 679 | 0 | -100,00 |
| Malaysia | 277 810 | 171 792 | -38,16 | 1 611 572 | 951 574 | -40,95 |
| Vietnam | 660 760 | 649 296 | -1,74 | 3 247 527 | 3 643 939 | 12,21 |
| Saudi Arabia | 0 | 680 | - | 0 | 2 720 | - |
| Turkey | 40 200 | 20 400 | -49,25 | 85 600 | 64 305 | -24,88 |
| United Arab Emirates | 0 | 26 000 | - | 0 | 91 700 | - |
| Cyprus | 0 | 3 900 | - | 0 | 38 620 | - |
| Morocco | 7 360 | 0 | -100,00 | 38 640 | 0 | -100,00 |
| Reunion | 1 420 | 18 375 | 1 194,38 | 18 341 | 169 738 | 825,44 |
| South Africa | 42 200 | 0 | -100,00 | 305 734 | 0 | -100,00 |
| Australia | 85 153 | 3 668 | -95,69 | 917 137 | 53 769 | -94,14 |
| New Zealand | 0 | 15 599 | - | 0 | 102 088 | - |
| East Timor | 750 | 0 | -100,00 | 750 | 0 | -100,00 |
| United States | 13 702 491 | 12 986 468 | -5,23 | 121 928 163 | 125 358 480 | 2,81 |
| Canada | 202 884 | 168 233 | -17,08 | 1 954 418 | 1 901 535 | -2,71 |
| Mexico | 36 616 | 0 | -100,00 | 376 680 | 0 | -100,00 |
| Trinidad And Tobago | 0 | 16 711 | - | 0 | 160 760 | - |
| Puerto Rico | 0 | 252 486 | - | 0 | 2 674 448 | - |
| Dominican Republic | 32 659 | 0 | -100,00 | 187 960 | 0 | -100,00 |
| United Kingdom | 462 928 | 314 716 | -32,02 | 4 793 043 | 3 454 803 | -27,92 |
| Netherlands | 134 164 | 66 592 | -50,37 | 1 049 750 | 623 376 | -40,62 |
| France | 76 411 | 42 593 | -44,26 | 704 407 | 539 129 | -23,46 |
| Germany, Fed. Rep. Of | 81 124 | 27 805 | -65,73 | 846 456 | 410 298 | -51,53 |
| Belgium | 19 800 | 57 422 | 190,01 | 113 150 | 702 429 | 520,79 |
| Denmark | 17 620 | 27 386 | 55,43 | 78 182 | 160 043 | 104,71 |
| Sweden | 0 | 10 200 | - | 0 | 91 638 | - |
| Italy | 92 820 | 46 485 | -49,92 | 284 562 | 188 761 | -33,67 |
| Spain | 4 664 | 10 080 | 116,12 | 37 272 | 87 192 | 133,93 |
| Portugal | 0 | 5 890 | - | 0 | 79 679 | - |
| Greece | 0 | 11 950 | - | 0 | 117 380 | - |
| Croatia | 0 | 9 000 | - | 0 | 52 650 | - |
| Russia Federation | 11 146 | 0 | -100,00 | 113 024 | 0 | -100,00 |
| MENTEGA, LEMAK DAN MINYAK KAKAO | 16 766 581 | 20 645 009 | 23,13 | 108 876 716 | 125 207 352 | 15,00 |
| Japan | 1 273 975 | 632 000 | -50,39 | 8 609 886 | 4 084 389 | -52,56 |
| Hongkong | 0 | 360 | - | 0 | 1 031 | - |
| Korea, Republic Of | 0 | 40 000 | - | 0 | 290 260 | - |
| Taiwan | 1 000 | 2 000 | 100,00 | 7 108 | 13 474 | 89,56 |
| China | 260 002 | 240 008 | -7,69 | 1 777 648 | 1 516 537 | -14,69 |
| Singapore | 20 000 | 7 | -99,97 | 128 091 | 1 198 | -99,06 |
| Philippines | 22 100 | 7 000 | -68,33 | 63 343 | 46 180 | -27,10 |
| Malaysia | 600 000 | 501 231 | -16,46 | 3 615 790 | 1 787 560 | -50,56 |
| India | 820 000 | 658 000 | -19,76 | 5 590 291 | 4 220 882 | -24,50 |
| Pakistan | 120 000 | 160 000 | 33,33 | 846 360 | 1 041 200 | 23,02 |
| Bangladesh | 0 | 10 000 | - | 0 | 64 844 | - |
| Iran (Islamic Republic Of) | 45 000 | 0 | -100,00 | 11 250 | 0 | -100,00 |
| Saudi Arabia | 54 000 | 63 000 | 16,67 | 374 922 | 389 619 | 3,92 |
| Israel | 154 000 | 300 000 | 94,81 | 1 075 822 | 2 021 100 | 87,87 |
| Jordan | 10 000 | 10 000 | 0,00 | 68 868 | 65 110 | -5,46 |
| Turkey | 0 | 1 000 | - | 0 | 6 511 | - |
| United Arab Emirates | 875 000 | 254 000 | -70,97 | 5 976 640 | 1 420 977 | -76,22 |
| Egypt | 264 000 | 245 000 | -7,20 | 1 856 712 | 1 621 425 | -12,67 |
| South Africa | 321 518 | 460 000 | 43,07 | 2 191 465 | 2 941 563 | 34,23 |
| Australia | 819 011 | 1 460 085 | 78,27 | 5 680 059 | 9 486 142 | 67,01 |
| New Zealand | 100 000 | 133 000 | 33,00 | 696 092 | 858 945 | 23,40 |
| East Timor | 3 544 | 0 | -100,00 | 777 | 0 | -100,00 |
| United States | 3 761 071 | 10 301 738 | 173,90 | 25 286 911 | 62 377 261 | 146,68 |
| Canada | 560 000 | 1 406 000 | 151,07 | 3 809 550 | 8 301 500 | 117,91 |
| Mexico | 460 000 | 500 000 | 8,70 | 2 737 476 | 3 113 866 | 13,75 |
| Netherlands | 1 978 147 | 1 500 000 | -24,17 | 12 206 870 | 8 774 283 | -28,12 |
| France | 0 | 200 000 | - | 0 | 1 095 110 | - |
| Germany, Fed. Rep. Of | 3 160 000 | 100 180 | -96,83 | 19 197 871 | 599 482 | -96,88 |
| Estonia | 620 000 | 720 000 | 16,13 | 3 912 530 | 4 524 451 | 15,64 |
| Czech Republic | 3 013 | 0 | -100,00 | 24 104 | 0 | -100,00 |
| Russia Federation | 461 200 | 740 400 | 60,54 | 3 130 281 | 4 542 454 | 45,11 |
| MARGARIN | 138 068 402 | 142 561 474 | 3,25 | 96 574 608 | 139 807 560 | 44,77 |
| Japan | 108 800 | 2 560 788 | 2 253,67 | 80 998 | 1 976 149 | 2 339,75 |
| Hongkong | 185 202 | 191 321 | 3,30 | 124 550 | 160 883 | 29,17 |
| Korea, Republic Of | 1 848 165 | 1 691 080 | -8,50 | 1 591 211 | 1 655 662 | 4,05 |
| Taiwan | 897 535 | 918 588 | 2,35 | 655 392 | 833 551 | 27,18 |
| China | 46 626 502 | 50 087 101 | 7,42 | 30 027 133 | 45 648 904 | 52,03 |
| Papua New Guinea | 892 157 | 339 881 | -61,90 | 631 863 | 301 100 | -52,35 |
| Thailand | 1 022 450 | 1 376 295 | 34,61 | 705 843 | 1 343 531 | 90,34 |
| Singapore | 171 210 | 197 505 | 15,36 | 133 453 | 152 092 | 13,97 |
| Philippines | 2 617 532 | 2 619 511 | 0,08 | 1 809 724 | 2 613 563 | 44,42 |
| Malaysia | 422 696 | 113 458 | -73,16 | 1 077 216 | 174 791 | -83,77 |

TABEL 6. PERKEMBANGAN EKSPOR INDONESIA MENURUT KOMODITI DAN NEGARA TUJUAN
JANUARI-FEBRUARI 2016 DAN 2017

| KOMODITI / NEGARA TUJUAN | BERAT BERSIH (KG) | | PERUB | NILAI FOB (US \$) | | PERUB |
|----------------------------------|-------------------|--------------|----------|-------------------|--------------|----------|
| | JAN-FEB 2016 | JAN-FEB 2017 | % | JAN-FEB 2016 | JAN-FEB 2017 | % |
| | (1) | (2) | (3) | (4) | (5) | (6) |
| Myanmar | 633 453 | 605 292 | -4,45 | 459 281 | 635 867 | 38,45 |
| Cambodia | 0 | 22 380 | - | 0 | 15 509 | - |
| Vietnam | 3 359 680 | 3 613 100 | 7,54 | 2 549 640 | 3 633 810 | 42,52 |
| Maldives | 21 000 | 10 500 | -50,00 | 11 445 | 7 350 | -35,78 |
| India | 1 186 990 | 1 176 810 | -0,86 | 690 563 | 978 940 | 41,76 |
| Pakistan | 385 260 | 329 200 | -14,55 | 263 988 | 365 428 | 38,43 |
| Bangladesh | 121 458 | 163 515 | 34,63 | 80 048 | 160 959 | 101,08 |
| Sri Lanka | 845 260 | 1 482 930 | 75,44 | 530 504 | 1 222 920 | 130,52 |
| Iraq | 109 700 | 22 500 | -79,49 | 73 748 | 38 903 | -47,25 |
| Iran (Islamic Republic Of) | 176 580 | 386 480 | 118,87 | 181 794 | 641 180 | 252,70 |
| Saudi Arabia | 3 170 054 | 1 556 334 | -50,91 | 1 945 240 | 1 595 232 | -17,99 |
| Israel | 3 104 830 | 2 660 795 | -14,30 | 2 422 493 | 3 186 404 | 31,53 |
| Kuwait | 78 050 | 48 800 | -37,48 | 57 170 | 48 148 | -15,78 |
| Jordan | 125 760 | 311 810 | 147,94 | 76 020 | 275 897 | 262,93 |
| Lebanon | 237 634 | 344 198 | 44,84 | 190 950 | 386 824 | 102,58 |
| Yemen | 0 | 42 000 | - | 0 | 33 780 | - |
| Oman | 45 000 | 224 300 | 398,44 | 27 730 | 175 266 | 532,05 |
| Syria Arab Republic | 1 234 270 | 626 310 | -49,26 | 855 033 | 654 686 | -23,43 |
| Turkey | 1 704 080 | 3 027 980 | 77,69 | 1 340 786 | 3 956 164 | 195,06 |
| United Arab Emirates | 629 240 | 295 060 | -53,11 | 518 487 | 454 217 | -12,40 |
| Qatar | 0 | 19 250 | - | 0 | 21 031 | - |
| Bahrain | 21 000 | 21 000 | 0,00 | 11 592 | 16 947 | 46,20 |
| Egypt | 7 296 405 | 10 609 190 | 45,40 | 5 123 527 | 10 308 842 | 101,21 |
| Libyan Arab Jamahiriya | 238 580 | 593 960 | 148,96 | 188 120 | 890 761 | 373,51 |
| Morocco | 404 600 | 336 400 | -16,86 | 424 313 | 369 376 | -12,95 |
| Tunisia | 0 | 20 160 | - | 0 | 15 236 | - |
| Algeria | 9 651 850 | 6 279 800 | -34,94 | 6 409 088 | 5 298 384 | -17,33 |
| Sudan | 1 995 530 | 672 520 | -66,30 | 1 169 396 | 568 185 | -51,41 |
| Ethiopia | 0 | 200 200 | - | 0 | 153 311 | - |
| Tanzania, United Rep. Of | 292 464 | 39 800 | -86,39 | 217 974 | 31 032 | -85,76 |
| Madagascar | 90 000 | 22 120 | -75,42 | 49 050 | 16 369 | -66,63 |
| Kenya | 173 730 | 0 | -100,00 | 95 210 | 0 | -100,00 |
| Mozambique | 367 900 | 169 640 | -53,89 | 223 056 | 138 487 | -37,91 |
| Togo | 160 975 | 98 625 | -38,73 | 101 806 | 83 358 | -18,12 |
| Ghana | 3 682 500 | 1 408 790 | -61,74 | 2 180 307 | 1 138 899 | -47,76 |
| Liberia | 258 205 | 285 005 | 10,38 | 176 261 | 239 679 | 35,98 |
| Guinea | 0 | 648 000 | - | 0 | 466 560 | - |
| Angola | 1 527 164 | 1 691 984 | 10,79 | 1 004 106 | 1 392 573 | 38,69 |
| Congo | 414 360 | 166 515 | -59,81 | 283 267 | 156 471 | -44,76 |
| Cameroon | 614 546 | 459 980 | -25,15 | 429 781 | 356 935 | -16,95 |
| Nigeria | 6 317 185 | 6 833 116 | 8,17 | 3 686 549 | 5 200 637 | 41,07 |
| Sierra Leone | 117 510 | 115 620 | -1,61 | 78 314 | 105 086 | 34,19 |
| Cote D'Ivoire | 112 740 | 111 720 | -0,90 | 97 210 | 113 561 | 16,82 |
| Senegal | 304 560 | 548 000 | 79,93 | 170 575 | 435 237 | 155,16 |
| Benin | 767 695 | 743 910 | -3,10 | 505 713 | 590 386 | 16,74 |
| Niger | 19 500 | 0 | -100,00 | 13 130 | 0 | -100,00 |
| Djibouti | 2 319 840 | 197 040 | -91,51 | 1 405 566 | 169 471 | -87,94 |
| Sao Tome And Principe | 0 | 91 000 | - | 0 | 97 045 | - |
| South Africa | 756 940 | 1 318 390 | 74,17 | 693 791 | 2 221 520 | 220,20 |
| Zimbabwe | 0 | 43 870 | - | 0 | 78 704 | - |
| Malawi | 0 | 62 860 | - | 0 | 48 418 | - |
| Mauritius | 21 940 | 0 | -100,00 | 11 519 | 0 | -100,00 |
| Democratic Rep. Of The Congo | 82 800 | 449 348 | 442,69 | 47 831 | 363 585 | 660,15 |
| Australia | 105 073 | 215 724 | 105,31 | 73 111 | 320 998 | 339,06 |
| New Zealand | 844 880 | 430 360 | -49,06 | 635 681 | 448 548 | -29,44 |
| Saint Vincent And The Grenadines | 0 | 8 925 | - | 0 | 6 725 | - |
| Vanuatu | 21 420 | 21 800 | 1,77 | 13 731 | 17 658 | 28,60 |
| Fiji | 19 500 | 36 500 | 87,18 | 13 400 | 27 758 | 107,14 |
| Kiribati | 0 | 2 010 | - | 0 | 2 380 | - |
| Samoa | 0 | 19 200 | - | 0 | 17 568 | - |
| East Timor | 78 691 | 31 752 | -59,65 | 60 542 | 34 795 | -42,53 |
| United States | 2 952 375 | 5 163 480 | 74,89 | 1 923 069 | 4 012 524 | 108,65 |
| Canada | 360 000 | 384 000 | 6,67 | 250 320 | 349 200 | 39,50 |
| Mexico | 2 019 385 | 2 573 090 | 27,42 | 2 114 492 | 4 717 039 | 123,08 |
| Honduras | 38 640 | 77 280 | 100,00 | 25 077 | 57 033 | 127,43 |
| Nicaragua | 115 920 | 0 | -100,00 | 75 425 | 0 | -100,00 |
| Panama | 41 680 | 0 | -100,00 | 28 303 | 0 | -100,00 |
| Cuba | 45 720 | 0 | -100,00 | 37 033 | 0 | -100,00 |
| Chile | 812 500 | 289 700 | -64,34 | 607 920 | 364 927 | -39,97 |
| Argentina | 226 920 | 112 126 | -50,59 | 201 026 | 142 399 | -29,16 |
| Brazil | 1 012 040 | 487 160 | -51,86 | 1 163 015 | 888 885 | -23,57 |
| Colombia | 45 000 | 45 000 | 0,00 | 42 570 | 74 160 | 74,21 |
| Bolivia | 22 500 | 135 000 | 500,00 | 22 995 | 218 925 | 852,05 |
| Uruguay | 385 440 | 725 160 | 88,14 | 290 961 | 982 361 | 237,63 |
| Ecuador | 22 500 | 67 500 | 200,00 | 20 768 | 107 528 | 417,77 |
| Peru | 857 540 | 485 890 | -43,34 | 593 345 | 497 930 | -16,08 |
| Trinidad And Tobago | 261 274 | 261 274 | 0,00 | 152 410 | 206 580 | 35,54 |
| Jamaica | 1 010 463 | 1 170 175 | 15,81 | 581 088 | 880 184 | 51,47 |
| Puerto Rico | 0 | 43 546 | - | 0 | 35 163 | - |
| Belize | 22 226 | 0 | -100,00 | 13 445 | 0 | -100,00 |
| Haiti | 469 355 | 42 000 | -91,05 | 353 601 | 35 427 | -89,98 |
| Barbados | 130 637 | 174 182 | 33,33 | 79 362 | 137 082 | 72,73 |
| Antigua And Barbuda | 22 120 | 0 | -100,00 | 12 498 | 0 | -100,00 |
| Dominica | 21 900 | 0 | -100,00 | 13 682 | 0 | -100,00 |
| Netherlands | 13 | 0 | -100,00 | 7 | 0 | -100,00 |
| Denmark | 160 000 | 4 899 883 | 2 962,43 | 115 100 | 3 287 772 | 2 756,45 |
| Norway | 0 | 65 400 | - | 0 | 52 647 | - |

TABEL 6. PERKEMBANGAN EKSPOR INDONESIA MENURUT KOMODITI DAN NEGARA TUJUAN
JANUARI-FEBRUARI 2016 DAN 2017

| KOMODITI / NEGARA TUJUAN | BERAT BERSIH (KG) | | PERUB | NILAI FOB (US \$) | | PERUB |
|--|-------------------|-------------------|---------------|-------------------|-------------------|--------------|
| | JAN-FEB 2016 | JAN-FEB 2017 | % | JAN-FEB 2016 | JAN-FEB 2017 | % |
| | (1) | (2) | (3) | (4) | (5) | (6) |
| Sweden | 299 910 | 0 | -100,00 | 475 957 | 0 | -100,00 |
| Italy | 300 000 | 0 | -100,00 | 172 200 | 0 | -100,00 |
| Spain | 392 505 | 341 045 | -13,11 | 423 840 | 567 548 | 33,91 |
| Portugal | 0 | 39 413 | - | 0 | 33 780 | - |
| Greece | 605 220 | 315 140 | -47,93 | 393 954 | 264 106 | -32,96 |
| Hungary | 45 000 | 253 120 | 462,49 | 27 495 | 220 171 | 700,77 |
| Poland | 22 500 | 0 | -100,00 | 24 075 | 0 | -100,00 |
| Romania | 715 000 | 112 860 | -84,22 | 415 124 | 87 119 | -79,01 |
| Bulgaria | 3 278 660 | 2 039 060 | -37,81 | 1 939 205 | 1 639 685 | -15,45 |
| Albania | 110 020 | 310 280 | 182,02 | 80 059 | 239 103 | 198,66 |
| Kazakhstan | 2 000 | 41 000 | 1 950,00 | 2 140 | 31 570 | 1 375,23 |
| Moldova, Republic Of | 110 500 | 88 000 | -20,36 | 68 058 | 70 620 | 3,76 |
| Turkmenistan | 272 988 | 64 476 | -76,38 | 194 177 | 77 943 | -59,86 |
| Ukraine | 665 920 | 878 200 | 31,88 | 614 715 | 1 523 834 | 147,89 |
| Lithuania | 272 600 | 114 100 | -58,14 | 171 459 | 92 706 | -45,93 |
| Latvia | 0 | 66 000 | - | 0 | 125 180 | - |
| Estonia | 411 480 | 228 600 | -44,44 | 374 142 | 216 941 | -42,02 |
| Georgia | 228 600 | 22 500 | -90,16 | 274 320 | 17 100 | -93,77 |
| Croatia | 647 500 | 492 630 | -23,92 | 377 913 | 455 696 | 20,58 |
| Slovenia | 207 020 | 20 680 | -90,01 | 118 145 | 15 882 | -86,56 |
| Rep. Of Macedonia | 22 500 | 113 100 | 402,67 | 20 745 | 121 350 | 484,96 |
| Russia Federation | 7 361 700 | 7 727 650 | 4,97 | 6 983 554 | 11 633 739 | 66,59 |
| Montenegro | 0 | 21 870 | - | 0 | 35 495 | - |
| BIOTA AIR LAINNYA DIOLAH ATAU DIAWETKAN | 9 808 299 | 8 188 998 | -16,51 | 88 467 706 | 87 807 405 | -0,75 |
| Japan | 1 119 445 | 1 283 932 | 14,69 | 10 118 967 | 11 362 916 | 12,29 |
| Hongkong | 63 697 | 54 872 | -13,86 | 766 348 | 735 234 | -4,06 |
| Korea, Republic Of | 22 818 | 43 037 | 88,61 | 83 664 | 454 138 | 442,81 |
| Taiwan | 24 650 | 80 | -99,68 | 26 229 | 400 | -98,47 |
| China | 229 352 | 60 124 | -73,79 | 1 895 004 | 453 644 | -76,06 |
| Thailand | 587 001 | 11 896 | -97,97 | 130 054 | 138 950 | 6,84 |
| Singapore | 53 565 | 46 123 | -13,89 | 494 293 | 415 480 | -15,94 |
| Philippines | 8 812 | 3 000 | -65,96 | 32 373 | 14 950 | -53,82 |
| Malaysia | 600 477 | 24 835 | -95,86 | 253 397 | 91 740 | -63,80 |
| Myanmar | 11 | 4 928 | 43 433,57 | 46 | 26 674 | 57 375,07 |
| Vietnam | 353 735 | 99 160 | -71,97 | 1 809 209 | 333 646 | -81,56 |
| Pakistan | 10 | 0 | -100,00 | 83 | 0 | -100,00 |
| Iran (Islamic Republic Of) | 130 | 0 | -100,00 | 751 | 0 | -100,00 |
| Israel | 10 | 10 | 0,00 | 103 | 73 | -29,69 |
| Jordan | 0 | 100 | - | 0 | 81 | - |
| Turkey | 0 | 8 485 | - | 0 | 81 334 | - |
| United Arab Emirates | 8 924 | 2 315 | -74,06 | 168 289 | 47 310 | -71,89 |
| Bahrain | 0 | 4 | - | 0 | 10 | - |
| Morocco | 10 | 0 | -100,00 | 38 | 0 | -100,00 |
| Reunion | 2 626 | 0 | -100,00 | 20 526 | 0 | -100,00 |
| South Africa | 200 | 85 | -57,54 | 4 150 | 1 234 | -70,26 |
| Australia | 47 334 | 1 327 | -97,20 | 563 925 | 9 120 | -98,38 |
| New Zealand | 0 | 120 | - | 0 | 2 607 | - |
| East Timor | 538 | 0 | -100,00 | 1 600 | 0 | -100,00 |
| United States | 5 011 733 | 5 110 194 | 1,96 | 55 997 372 | 60 367 171 | 7,80 |
| Canada | 142 337 | 163 784 | 15,07 | 664 170 | 942 549 | 41,91 |
| Brazil | 134 | 205 | 53,37 | 944 | 1 915 | 102,91 |
| Puerto Rico | 16 003 | 42 675 | 166,67 | 147 968 | 486 741 | 228,95 |
| Dominican Republic | 16 329 | 0 | -100,00 | 119 200 | 0 | -100,00 |
| Martinique | 0 | 2 004 | - | 0 | 17 210 | - |
| United Kingdom | 637 258 | 371 697 | -41,67 | 6 646 781 | 3 929 270 | -40,88 |
| Netherlands | 333 457 | 479 579 | 43,82 | 3 051 460 | 4 649 780 | 52,38 |
| France | 104 286 | 65 160 | -37,52 | 836 239 | 340 089 | -59,33 |
| Germany, Fed. Rep. Of | 260 621 | 144 029 | -44,74 | 3 200 102 | 1 518 142 | -52,56 |
| Belgium | 97 203 | 44 124 | -54,61 | 964 776 | 545 636 | -43,44 |
| Switzerland | 161 | 253 | 57,12 | 2 210 | 1 781 | -19,40 |
| Denmark | 13 | 10 | -21,38 | 152 | 316 | 107,70 |
| Norway | 152 | 0 | -100,00 | 2 235 | 0 | -100,00 |
| Sweden | 90 | 20 | -77,74 | 509 | 62 | -87,92 |
| Ireland | 227 | 376 | 65,68 | 1 883 | 3 357 | 78,28 |
| Italy | 18 451 | 50 642 | 174,46 | 146 810 | 363 632 | 147,69 |
| Spain | 11 966 | 27 162 | 127,00 | 89 490 | 207 106 | 131,43 |
| Portugal | 0 | 20 | - | 0 | 41 | - |
| Greece | 14 208 | 0 | -100,00 | 92 086 | 0 | -100,00 |
| Hungary | 0 | 20 | - | 0 | 96 | - |
| Poland | 70 | 317 | 354,42 | 847 | 4 286 | 406,10 |
| Bulgaria | 0 | 10 | - | 0 | 63 | - |
| Croatia | 10 | 0 | -100,00 | 210 | 0 | -100,00 |
| Slovenia | 0 | 2 005 | - | 0 | 15 562 | - |
| Russia Federation | 20 244 | 40 278 | 98,96 | 133 216 | 243 060 | 82,46 |
| OLAHAN KOPI DAN TEH | 34 531 976 | 37 238 660 | 7,84 | 96 294 677 | 91 097 274 | -5,40 |
| Japan | 225 270 | 276 080 | 22,56 | 768 333 | 694 080 | -9,66 |
| Hongkong | 191 571 | 138 866 | -27,51 | 600 788 | 545 453 | -9,21 |
| Korea, Republic Of | 16 230 | 10 974 | -32,39 | 90 477 | 94 769 | 4,74 |
| Taiwan | 239 650 | 327 415 | 36,62 | 843 880 | 881 962 | 4,51 |
| China | 1 138 126 | 510 275 | -55,17 | 3 649 021 | 1 530 251 | -58,06 |
| Mongolia | 3 750 | 8 712 | 132,32 | 22 423 | 54 659 | 143,76 |
| Papua New Guinea | 77 563 | 36 330 | -53,16 | 261 459 | 104 081 | -60,19 |
| Thailand | 748 571 | 461 532 | -38,34 | 1 881 009 | 1 872 873 | -0,43 |
| Singapore | 502 649 | 404 463 | -19,53 | 2 585 303 | 1 894 033 | -26,74 |

**TABEL 6. PERKEMBANGAN EKSPOR INDONESIA MENURUT KOMODITI DAN NEGARA TUJUAN
JANUARI-FEBRUARI 2016 DAN 2017**

| KOMODITI / NEGARA TUJUAN | BERAT BERSIH (KG) | | PERUB | NILAI FOB (US \$) | | PERUB |
|----------------------------|-------------------|-------------------|---------------|-------------------|-------------------|--------------|
| | JAN-FEB 2016 | JAN-FEB 2017 | % | JAN-FEB 2016 | JAN-FEB 2017 | % |
| | (1) | (2) | (3) | (4) | (5) | (6) |
| Philippines | 19 135 311 | 21 858 453 | 14,23 | 52 049 863 | 49 782 621 | -4,36 |
| Malaysia | 3 919 670 | 3 560 032 | -9,18 | 11 529 571 | 9 517 614 | -17,45 |
| Myanmar | 8 100 | 31 327 | 286,76 | 22 967 | 80 708 | 251,41 |
| Cambodia | 5 220 | 3 360 | -35,63 | 16 262 | 22 896 | 40,79 |
| Brunei Darussalam | 44 243 | 31 747 | -28,24 | 153 049 | 97 514 | -36,29 |
| Vietnam | 128 824 | 114 645 | -11,01 | 625 182 | 407 574 | -34,81 |
| Maldives | 2 520 | 3 600 | 42,86 | 14 571 | 22 125 | 51,85 |
| India | 212 842 | 53 354 | -74,93 | 1 077 470 | 251 275 | -76,68 |
| Pakistan | 653 548 | 1 168 560 | 78,80 | 1 792 662 | 2 653 130 | 48,00 |
| Bangladesh | 15 600 | 15 879 | 1,79 | 42 936 | 46 672 | 8,70 |
| Afghanistan | 49 900 | 145 040 | 190,66 | 109 930 | 273 915 | 149,17 |
| Iraq | 0 | 91 644 | - | 0 | 380 325 | - |
| Iran (Islamic Republic Of) | 145 078 | 581 039 | 300,50 | 583 383 | 2 133 101 | 265,64 |
| Saudi Arabia | 45 953 | 66 477 | 44,66 | 181 394 | 110 832 | -38,90 |
| Israel | 49 673 | 41 734 | -15,98 | 171 712 | 152 695 | -11,07 |
| Kuwait | 0 | 45 540 | - | 0 | 199 240 | - |
| Jordan | 69 883 | 101 393 | 45,09 | 208 789 | 328 551 | 57,36 |
| Lebanon | 341 335 | 525 401 | 53,93 | 1 213 720 | 1 790 420 | 47,52 |
| Palestina | 0 | 96 314 | - | 0 | 390 309 | - |
| Yemen | 2 400 | 0 | -100,00 | 11 400 | 0 | -100,00 |
| Syria Arab Republic | 12 900 | 0 | -100,00 | 44 924 | 0 | -100,00 |
| Turkey | 134 580 | 91 000 | -32,38 | 282 864 | 177 990 | -37,08 |
| United Arab Emirates | 848 906 | 971 729 | 14,47 | 2 900 033 | 3 076 349 | 6,08 |
| Qatar | 139 | 600 | 332,59 | 1 160 | 2 318 | 99,81 |
| Bahrain | 0 | 750 | - | 0 | 3 377 | - |
| Egypt | 28 400 | 22 944 | -19,21 | 71 606 | 50 028 | -30,14 |
| Libyan Arab Jamahiriya | 0 | 38 520 | - | 0 | 157 500 | - |
| Morocco | 14 400 | 0 | -100,00 | 54 576 | 0 | -100,00 |
| Madagascar | 0 | 1 697 | - | 0 | 6 300 | - |
| Kenya | 0 | 3 299 | - | 0 | 15 370 | - |
| Benin | 1 860 | 0 | -100,00 | 6 800 | 0 | -100,00 |
| Gambia | 142 | 0 | -100,00 | 708 | 0 | -100,00 |
| Uganda | 0 | 1 800 | - | 0 | 6 850 | - |
| South Africa | 0 | 2 250 | - | 0 | 8 575 | - |
| Mauritius | 480 | 0 | -100,00 | 1 950 | 0 | -100,00 |
| Australia | 357 471 | 321 672 | -10,01 | 1 775 298 | 1 672 948 | -5,77 |
| New Zealand | 224 979 | 154 867 | -31,16 | 710 871 | 554 710 | -21,97 |
| Vanuatu | 0 | 350 | - | 0 | 4 987 | - |
| Fiji | 14 968 | 13 580 | -9,27 | 42 593 | 34 968 | -17,90 |
| Marshall Islands | 7 200 | 0 | -100,00 | 23 850 | 0 | -100,00 |
| Samoa | 6 250 | 696 | -88,86 | 10 938 | 10 202 | -6,73 |
| Solomon Islands | 0 | 7 056 | - | 0 | 23 745 | - |
| East Timor | 485 453 | 144 691 | -70,19 | 883 876 | 372 099 | -57,90 |
| United States | 550 927 | 690 651 | 25,36 | 1 449 277 | 1 155 302 | -20,28 |
| Canada | 25 891 | 22 260 | -14,02 | 89 625 | 55 706 | -37,85 |
| Mexico | 0 | 6 500 | - | 0 | 3 900 | - |
| Chile | 123 600 | 11 000 | -91,10 | 262 692 | 26 620 | -89,87 |
| Argentina | 0 | 50 | - | 0 | 1 840 | - |
| Brazil | 0 | 20 | - | 0 | 344 | - |
| Puerto Rico | 0 | 540 | - | 0 | 1 010 | - |
| United Kingdom | 214 780 | 305 649 | 42,31 | 411 019 | 478 183 | 16,34 |
| Netherlands | 154 702 | 144 148 | -6,82 | 298 258 | 206 057 | -30,91 |
| France | 332 | 50 | -84,94 | 2 531 | 1 600 | -36,77 |
| Germany, Fed. Rep. Of | 861 543 | 963 093 | 11,79 | 1 530 254 | 1 484 878 | -2,97 |
| Belgium | 18 | 60 | 237,30 | 197 | 367 | 86,77 |
| Switzerland | 600 | 976 | 62,67 | 12 600 | 22 901 | 81,75 |
| Italy | 2 500 | 0 | -100,00 | 5 000 | 0 | -100,00 |
| Spain | 0 | 1 | - | 0 | 95 | - |
| Poland | 580 056 | 366 536 | -36,81 | 1 373 757 | 787 544 | -42,67 |
| Kazakhstan | 49 600 | 74 400 | 50,00 | 119 040 | 183 520 | 54,17 |
| Kyrgyzstan | 47 730 | 0 | -100,00 | 91 564 | 0 | -100,00 |
| Ukraine | 143 414 | 204 004 | 42,25 | 260 098 | 375 761 | 44,47 |
| Uzbekistan | 32 | 0 | -100,00 | 47 | 0 | -100,00 |
| Lithuania | 0 | 4 350 | - | 0 | 20 300 | - |
| Latvia | 0 | 80 140 | - | 0 | 223 327 | - |
| Georgia | 19 496 | 11 340 | -41,83 | 63 594 | 40 740 | -35,94 |
| Russia Federation | 1 645 149 | 1 865 207 | 13,38 | 3 005 528 | 3 535 284 | 17,63 |
| IKAN DIBEKUKAN | 36 715 156 | 32 167 907 | -12,39 | 77 228 254 | 75 147 801 | -2,69 |
| Japan | 3 784 545 | 5 778 340 | 52,68 | 8 248 871 | 11 876 593 | 43,98 |
| Hongkong | 181 041 | 110 013 | -39,23 | 607 391 | 348 095 | -42,69 |
| Korea, Republic Of | 2 270 192 | 1 016 062 | -55,24 | 4 332 987 | 1 817 059 | -58,06 |
| Taiwan | 2 228 807 | 2 358 162 | 5,80 | 3 560 584 | 3 623 588 | 1,77 |
| China | 5 230 050 | 4 822 264 | -7,80 | 7 587 525 | 7 498 888 | -1,17 |
| Thailand | 5 278 701 | 6 818 134 | 29,16 | 8 489 464 | 12 231 946 | 44,08 |
| Singapore | 864 069 | 689 174 | -20,24 | 2 029 132 | 2 305 819 | 13,64 |
| Philippines | 0 | 732 172 | - | 0 | 1 447 845 | - |
| Malaysia | 2 310 374 | 1 538 301 | -33,42 | 5 323 326 | 3 807 100 | -28,48 |
| Brunei Darussalam | 0 | 93 | - | 0 | 588 | - |
| Vietnam | 9 844 663 | 3 919 755 | -60,18 | 17 267 429 | 8 172 205 | -52,67 |
| India | 24 247 | 26 380 | 8,80 | 96 637 | 98 625 | 2,06 |
| Sri Lanka | 20 000 | 53 600 | 168,00 | 41 000 | 64 520 | 57,37 |
| Iran (Islamic Republic Of) | 108 000 | 0 | -100,00 | 143 469 | 0 | -100,00 |
| Saudi Arabia | 0 | 27 000 | - | 0 | 27 000 | - |
| Israel | 26 220 | 0 | -100,00 | 79 593 | 0 | -100,00 |
| Kuwait | 500 | 220 | -56,00 | 2 000 | 1 320 | -34,00 |
| Jordan | 0 | 200 | - | 0 | 2 080 | - |

TABEL 6. PERKEMBANGAN EKSPOR INDONESIA MENURUT KOMODITI DAN NEGARA TUJUAN
JANUARI-FEBRUARI 2016 DAN 2017

| KOMODITI / NEGARA TUJUAN | BERAT BERSIH (KG) | | PERUB | NILAI FOB (US \$) | | PERUB |
|---------------------------|--------------------|--------------------|--------------|-------------------|-------------------|--------------|
| | JAN-FEB 2016 | JAN-FEB 2017 | % | JAN-FEB 2016 | JAN-FEB 2017 | % |
| | (1) | (2) | (3) | (4) | (5) | (6) |
| Lebanon | 1 100 | 9 700 | 781,82 | 8 800 | 137 450 | 1 461,93 |
| Oman | 70 467 | 50 000 | -29,05 | 194 071 | 197 500 | 1,77 |
| Turkey | 26 001 | 25 056 | -3,64 | 23 401 | 121 577 | 419,54 |
| United Arab Emirates | 197 563 | 101 733 | -48,51 | 619 366 | 522 496 | -15,64 |
| Bahrain | 20 660 | 54 300 | 162,83 | 17 803 | 90 015 | 405,63 |
| Cyprus | 22 295 | 16 000 | -28,24 | 109 107 | 75 322 | -30,97 |
| Egypt | 493 960 | 109 000 | -77,93 | 445 556 | 88 820 | -80,07 |
| Algeria | 0 | 78 000 | - | 0 | 195 000 | - |
| Namibia | 0 | 24 000 | - | 0 | 146 908 | - |
| Reunion | 36 563 | 52 629 | 43,94 | 179 159 | 200 538 | 11,93 |
| Cote D'Ivoire | 12 000 | 0 | -100,00 | 66 000 | 0 | -100,00 |
| Seychelles | 25 000 | 0 | -100,00 | 40 000 | 0 | -100,00 |
| Mauritius | 220 034 | 255 203 | 15,98 | 329 905 | 607 528 | 84,15 |
| Mayotte | 0 | 16 750 | - | 0 | 46 883 | - |
| Australia | 266 201 | 231 172 | -13,16 | 1 701 379 | 1 502 814 | -11,67 |
| New Zealand | 33 016 | 44 611 | 35,12 | 15 659 | 133 919 | 755,23 |
| Guam | 18 015 | 0 | -100,00 | 144 119 | 0 | -100,00 |
| United States | 832 253 | 1 146 768 | 37,79 | 6 721 838 | 9 587 594 | 42,63 |
| Canada | 35 655 | 18 171 | -49,04 | 231 625 | 78 164 | -66,25 |
| Mexico | 30 000 | 0 | -100,00 | 239 033 | 0 | -100,00 |
| Panama | 0 | 54 000 | - | 0 | 58 930 | - |
| Suriname | 27 000 | 108 000 | 300,00 | 31 770 | 127 380 | 300,94 |
| Guyana | 0 | 14 773 | - | 0 | 27 810 | - |
| Puerto Rico | 0 | 74 696 | - | 0 | 423 229 | - |
| Dominican Republic | 82 018 | 119 630 | 45,86 | 459 832 | 578 290 | 25,76 |
| Martinique | 59 072 | 35 532 | -39,85 | 212 532 | 171 416 | -19,35 |
| Netherlands Antilles | 8 993 | 8 951 | -0,47 | 73 220 | 65 409 | -10,67 |
| Guadeloupe | 31 500 | 25 261 | -19,81 | 117 110 | 82 176 | -29,83 |
| United Kingdom | 82 705 | 232 419 | 181,02 | 304 199 | 1 011 436 | 232,49 |
| Netherlands | 30 504 | 44 292 | 45,20 | 204 193 | 173 977 | -14,80 |
| France | 160 923 | 225 889 | 40,37 | 765 171 | 1 428 246 | 86,66 |
| Germany, Fed. Rep. Of | 62 647 | 21 022 | -66,44 | 208 773 | 164 473 | -21,22 |
| Austria | 24 042 | 0 | -100,00 | 36 063 | 0 | -100,00 |
| Belgium | 99 901 | 113 062 | 13,17 | 742 903 | 606 842 | -18,31 |
| Denmark | 3 340 | 8 136 | 143,59 | 21 643 | 31 052 | 43,47 |
| Sweden | 0 | 17 018 | - | 0 | 182 362 | - |
| Italy | 18 980 | 12 485 | -34,22 | 109 746 | 59 201 | -46,06 |
| Spain | 620 146 | 636 476 | 2,63 | 1 712 858 | 1 536 957 | -10,27 |
| Portugal | 843 202 | 274 702 | -67,42 | 3 196 055 | 1 285 361 | -59,78 |
| Greece | 20 248 | 16 583 | -18,10 | 94 616 | 71 632 | -24,29 |
| Ukraine | 0 | 2 017 | - | 0 | 5 824 | - |
| Russia Federation | 27 744 | 0 | -100,00 | 41 343 | 0 | -100,00 |
| BUNGKIL DAN RESIDU | 662 379 494 | 859 899 256 | 29,82 | 67 243 377 | 95 076 871 | 41,39 |
| Japan | 1 372 020 | 1 734 078 | 26,39 | 310 760 | 398 220 | 28,14 |
| Korea, Republic Of | 120 946 809 | 132 485 159 | 9,54 | 12 218 139 | 14 315 643 | 17,17 |
| Taiwan | 100 000 | 149 500 | 49,50 | 21 950 | 30 605 | 39,43 |
| China | 56 341 200 | 48 871 410 | -13,26 | 5 027 672 | 8 744 045 | 73,92 |
| Thailand | 25 839 876 | 36 998 725 | 43,18 | 2 289 161 | 3 486 827 | 52,32 |
| Singapore | 14 109 245 | 193 824 | -98,63 | 1 917 040 | 10 820 | -99,44 |
| Philippines | 6 600 000 | 0 | -100,00 | 806 400 | 0 | -100,00 |
| Malaysia | 39 474 | 3 220 724 | 8 059,10 | 2 842 | 1 106 269 | 38 823,98 |
| Brunei Darussalam | 0 | 40 000 | - | 0 | 4 400 | - |
| Vietnam | 28 255 694 | 49 091 218 | 73,74 | 2 428 344 | 4 152 485 | 71,00 |
| India | 21 359 780 | 16 872 186 | -21,01 | 3 673 322 | 3 618 284 | -1,50 |
| Pakistan | 3 344 704 | 5 301 352 | 58,50 | 1 025 122 | 2 212 662 | 115,84 |
| Jordan | 18 500 | 0 | -100,00 | 6 290 | 0 | -100,00 |
| Madagascar | 90 650 | 37 000 | -59,18 | 31 274 | 6 105 | -80,48 |
| Nigeria | 0 | 291 530 | - | 0 | 132 707 | - |
| New Zealand | 200 165 270 | 249 242 642 | 24,52 | 19 063 765 | 25 160 379 | 31,98 |
| East Timor | 13 510 | 225 | -98,33 | 2 295 | 203 | -91,15 |
| United Kingdom | 21 500 | 13 800 000 | 64 086,05 | 8 815 | 1 414 800 | 15 949,91 |
| Netherlands | 183 275 262 | 301 299 684 | 64,40 | 18 330 439 | 30 239 427 | 64,97 |
| France | 486 000 | 270 000 | -44,44 | 79 746 | 42 990 | -46,09 |
| ROTI DAN KUE | 23 839 256 | 33 036 095 | 38,58 | 68 617 094 | 82 542 025 | 20,29 |
| Japan | 33 802 | 933 995 | 2 663,11 | 125 696 | 2 236 672 | 1 679,43 |
| Hongkong | 950 210 | 764 116 | -19,58 | 2 207 053 | 1 812 889 | -17,86 |
| Korea, Republic Of | 505 544 | 664 571 | 31,46 | 1 641 095 | 2 175 705 | 32,58 |
| Taiwan | 799 938 | 706 388 | -11,69 | 1 392 293 | 1 340 517 | -3,72 |
| China | 5 739 586 | 11 125 941 | 93,85 | 22 063 788 | 28 530 730 | 29,31 |
| Mongolia | 14 871 | 17 584 | 18,24 | 23 934 | 24 934 | 4,18 |
| Macau | 11 237 | 8 704 | -22,54 | 44 494 | 40 110 | -9,85 |
| Papua New Guinea | 54 202 | 50 548 | -6,74 | 102 366 | 80 840 | -21,03 |
| Thailand | 2 941 017 | 2 969 744 | 0,98 | 6 918 650 | 6 751 170 | -2,42 |
| Singapore | 882 754 | 592 202 | -32,91 | 2 007 294 | 1 344 593 | -33,01 |
| Philippines | 1 853 524 | 2 883 673 | 55,58 | 4 649 361 | 7 066 266 | 51,98 |
| Malaysia | 1 245 766 | 1 974 191 | 58,47 | 2 960 225 | 4 718 662 | 59,40 |
| Myanmar | 430 275 | 1 654 448 | 284,51 | 1 807 682 | 4 302 127 | 137,99 |
| Cambodia | 94 612 | 131 233 | 38,71 | 247 569 | 291 663 | 17,81 |
| Brunei Darussalam | 117 940 | 92 789 | -21,33 | 343 595 | 277 366 | -19,28 |
| Lao People'S Dem. Rep. | 2 749 | 0 | -100,00 | 5 267 | 0 | -100,00 |
| Nepal | 16 316 | 3 072 | -81,17 | 22 914 | 10 328 | -54,93 |
| Bhutan | 0 | 7 084 | - | 0 | 7 360 | - |
| Vietnam | 2 299 481 | 2 939 735 | 27,84 | 7 407 999 | 7 861 716 | 6,12 |
| Maldives | 141 661 | 71 163 | -49,77 | 344 160 | 176 599 | -48,69 |
| India | 145 559 | 149 862 | 2,96 | 335 479 | 289 971 | -13,57 |

TABEL 6. PERKEMBANGAN EKSPOR INDONESIA MENURUT KOMODITI DAN NEGARA TUJUAN
JANUARI-FEBRUARI 2016 DAN 2017

| KOMODITI / NEGARA TUJUAN | BERAT BERSIH (KG) | | PERUB | NILAI FOB (US \$) | | PERUB |
|-----------------------------------|-------------------|-------------------|---------------|-------------------|-------------------|--------------|
| | JAN-FEB 2016 | JAN-FEB 2017 | % | JAN-FEB 2016 | JAN-FEB 2017 | % |
| | (1) | (2) | (3) | (4) | (5) | (6) |
| Pakistan | 105 237 | 35 271 | -66,48 | 345 957 | 137 874 | -60,15 |
| Bangladesh | 12 278 | 8 620 | -29,79 | 48 712 | 15 246 | -68,70 |
| Sri Lanka | 25 688 | 14 392 | -43,97 | 12 900 | 13 095 | 1,51 |
| Iraq | 24 700 | 14 307 | -42,08 | 65 219 | 47 175 | -27,67 |
| Iran (Islamic Republic Of) | 103 927 | 82 465 | -20,65 | 328 752 | 240 060 | -26,98 |
| Saudi Arabia | 207 735 | 126 566 | -39,07 | 1 059 657 | 647 131 | -38,93 |
| Israel | 26 375 | 91 712 | 247,73 | 89 550 | 321 051 | 258,52 |
| Kuwait | 74 816 | 80 833 | 8,04 | 226 134 | 239 438 | 5,88 |
| Jordan | 90 614 | 88 953 | -1,83 | 233 877 | 255 837 | 9,39 |
| Lebanon | 163 737 | 78 732 | -51,92 | 457 433 | 178 200 | -61,04 |
| Palestina | 0 | 1 144 | - | 0 | 6 600 | - |
| Yemen | 14 932 | 11 869 | -20,52 | 51 894 | 35 076 | -32,41 |
| Oman | 75 762 | 41 595 | -45,10 | 200 407 | 113 727 | -43,25 |
| Turkey | 10 598 | 0 | -100,00 | 25 699 | 0 | -100,00 |
| United Arab Emirates | 457 093 | 361 430 | -20,93 | 1 198 619 | 1 139 277 | -4,95 |
| Qatar | 7 990 | 7 456 | -6,69 | 20 613 | 29 933 | 45,22 |
| Bahrain | 83 201 | 129 851 | 56,07 | 236 758 | 339 470 | 43,38 |
| Egypt | 26 058 | 0 | -100,00 | 87 958 | 0 | -100,00 |
| Libyan Arab Jamahiriya | 29 263 | 26 217 | -10,41 | 104 088 | 73 088 | -29,78 |
| Algeria | 11 216 | 235 520 | 1 999,78 | 45 919 | 253 184 | 451,37 |
| Madagascar | 9 984 | 9 564 | -4,21 | 19 290 | 19 285 | -0,02 |
| Somalia | 0 | 64 700 | - | 0 | 65 357 | - |
| Kenya | 0 | 552 | - | 0 | 3 828 | - |
| Togo | 11 652 | 7 345 | -36,96 | 38 091 | 4 438 | -88,35 |
| Ghana | 63 372 | 60 583 | -4,40 | 140 812 | 111 566 | -20,77 |
| Liberia | 1 285 | 2 934 | 128,25 | 4 712 | 10 756 | 128,25 |
| Angola | 193 | 0 | -100,00 | 1 544 | 0 | -100,00 |
| Nigeria | 43 728 | 13 558 | -68,99 | 93 480 | 29 865 | -68,05 |
| Sierra Leone | 0 | 2 934 | - | 0 | 10 756 | - |
| Gabon | 0 | 17 496 | - | 0 | 51 020 | - |
| Benin | 6 688 | 0 | -100,00 | 30 775 | 0 | -100,00 |
| Gambia | 365 | 0 | -100,00 | 813 | 0 | -100,00 |
| Seychelles | 9 134 | 8 313 | -8,98 | 41 594 | 35 631 | -14,34 |
| Uganda | 0 | 6 770 | - | 0 | 28 835 | - |
| South Africa | 59 261 | 64 038 | 8,06 | 219 159 | 230 050 | 4,97 |
| Mauritius | 160 593 | 168 171 | 4,72 | 440 367 | 482 747 | 9,62 |
| Australia | 1 461 891 | 917 383 | -37,25 | 2 827 651 | 1 777 206 | -37,15 |
| New Zealand | 69 608 | 163 679 | 135,14 | 141 367 | 302 389 | 113,90 |
| New Caledonia | 27 705 | 29 161 | 5,26 | 45 934 | 37 883 | -17,53 |
| Northern Mariana Islands | 815 | 1 491 | 83,00 | 2 547 | 4 840 | 90,00 |
| Vanuatu | 26 853 | 8 439 | -68,57 | 48 033 | 13 586 | -71,72 |
| American Samoa | 7 455 | 12 875 | 72,70 | 18 312 | 38 004 | 107,53 |
| Fiji | 58 936 | 65 614 | 11,33 | 96 229 | 118 923 | 23,58 |
| Kiribati | 5 532 | 2 667 | -51,79 | 24 131 | 5 312 | -77,99 |
| Samoa | 46 347 | 66 976 | 44,51 | 81 731 | 114 837 | 40,51 |
| Solomon Islands | 49 555 | 36 934 | -25,47 | 95 307 | 71 292 | -25,20 |
| Tonga | 37 107 | 35 578 | -4,12 | 76 395 | 80 003 | 4,72 |
| Christmas Islands | 10 | 0 | -100,00 | 2 | 0 | -100,00 |
| East Timor | 634 989 | 720 892 | 13,53 | 882 752 | 1 214 898 | 37,63 |
| United States | 584 943 | 681 954 | 16,58 | 2 211 973 | 2 579 256 | 16,60 |
| Canada | 1 386 | 4 892 | 252,84 | 5 953 | 14 760 | 147,96 |
| Mexico | 507 218 | 497 906 | -1,84 | 1 118 245 | 1 080 407 | -3,38 |
| Panama | 0 | 13 677 | - | 0 | 28 793 | - |
| Chile | 47 755 | 20 658 | -56,74 | 170 658 | 74 155 | -56,55 |
| Brazil | 0 | 7 979 | - | 0 | 36 995 | - |
| Colombia | 0 | 3 398 | - | 0 | 11 919 | - |
| Uruguay | 3 818 | 0 | -100,00 | 15 500 | 0 | -100,00 |
| Peru | 2 442 | 0 | -100,00 | 14 045 | 0 | -100,00 |
| Guyana | 10 831 | 0 | -100,00 | 26 503 | 0 | -100,00 |
| Trinidad And Tobago | 5 280 | 5 280 | 0,00 | 14 520 | 14 740 | 1,52 |
| Bahamas | 5 473 | 0 | -100,00 | 18 517 | 0 | -100,00 |
| Barbados | 958 | 0 | -100,00 | 6 300 | 0 | -100,00 |
| French Polynesia | 4 728 | 11 327 | 139,56 | 6 584 | 18 079 | 174,58 |
| United Kingdom | 23 986 | 27 277 | 13,72 | 90 945 | 102 763 | 12,99 |
| Netherlands | 5 958 | 70 258 | 1 079,15 | 13 691 | 169 433 | 1 137,59 |
| Germany, Fed. Rep. Of | 29 | 102 | 247,28 | 26 | 1 407 | 5 312,31 |
| Belgium | 0 | 15 287 | - | 0 | 86 362 | - |
| Denmark | 0 | 25 | - | 0 | 110 | - |
| Sweden | 4 536 | 0 | -100,00 | 22 995 | 0 | -100,00 |
| Italy | 0 | 9 450 | - | 0 | 33 863 | - |
| Uzbekistan | 4 | 0 | -100,00 | 8 | 0 | -100,00 |
| Georgia | 4 589 | 0 | -100,00 | 18 544 | 0 | -100,00 |
| IKAN DIOLAH ATAU DIAWETKAN | 15 234 440 | 12 221 410 | -19,78 | 51 690 984 | 49 993 654 | -3,28 |
| Japan | 1 247 149 | 1 312 376 | 5,23 | 6 475 364 | 7 522 832 | 16,18 |
| Hongkong | 27 231 | 12 520 | -54,02 | 137 607 | 66 161 | -51,92 |
| Korea, Republic Of | 26 806 | 38 590 | 43,96 | 91 342 | 132 002 | 44,51 |
| Taiwan | 40 336 | 17 933 | -55,54 | 110 413 | 50 466 | -54,29 |
| China | 3 281 | 0 | -100,00 | 13 398 | 0 | -100,00 |
| Papua New Guinea | 813 822 | 223 292 | -72,56 | 1 284 886 | 323 700 | -74,81 |
| Thailand | 782 000 | 909 050 | 16,25 | 1 949 180 | 3 564 556 | 82,87 |
| Singapore | 217 260 | 70 802 | -67,41 | 599 001 | 240 511 | -59,85 |
| Philippines | 0 | 70 229 | - | 0 | 511 792 | - |
| Malaysia | 63 464 | 310 591 | 389,40 | 135 695 | 709 267 | 422,69 |
| Myanmar | 0 | 680 | - | 0 | 3 924 | - |
| Brunei Darussalam | 19 036 | 0 | -100,00 | 35 273 | 0 | -100,00 |
| Vietnam | 50 000 | 0 | -100,00 | 192 000 | 0 | -100,00 |

**TABEL 6. PERKEMBANGAN EKSPOR INDONESIA MENURUT KOMODITI DAN NEGARA TUJUAN
JANUARI-FEBRUARI 2016 DAN 2017**

| KOMODITI / NEGARA TUJUAN | BERAT BERSIH (KG) | | PERUB | NILAI FOB (US \$) | | PERUB |
|------------------------------|-------------------|-------------------|--------------|-------------------|-------------------|---------------|
| | JAN-FEB 2016 | JAN-FEB 2017 | % | JAN-FEB 2016 | JAN-FEB 2017 | % |
| | (1) | (2) | (3) | (4) | (5) | (6) |
| Iraq | 120 000 | 40 000 | -66,67 | 299 740 | 92 800 | -69,04 |
| Iran (Islamic Republic Of) | 162 138 | 35 359 | -78,19 | 411 408 | 77 530 | -81,15 |
| Saudi Arabia | 2 480 218 | 2 023 313 | -18,42 | 10 240 633 | 8 619 767 | -15,83 |
| Israel | 20 000 | 0 | -100,00 | 55 000 | 0 | -100,00 |
| Jordan | 572 288 | 207 016 | -63,83 | 1 840 900 | 888 860 | -51,72 |
| Lebanon | 0 | 76 680 | - | 0 | 243 581 | - |
| Yemen | 284 592 | 121 824 | -57,19 | 1 132 247 | 522 968 | -53,81 |
| Oman | 0 | 15 025 | - | 0 | 58 110 | - |
| Syria Arab Republic | 0 | 38 400 | - | 0 | 193 600 | - |
| Turkey | 0 | 20 001 | - | 0 | 48 104 | - |
| United Arab Emirates | 144 222 | 68 644 | -52,40 | 505 434 | 270 841 | -46,41 |
| Qatar | 0 | 8 500 | - | 0 | 30 643 | - |
| Egypt | 318 008 | 228 792 | -28,05 | 920 972 | 642 320 | -30,26 |
| Libyan Arab Jamahiriya | 261 054 | 14 945 | -94,28 | 894 785 | 62 280 | -93,04 |
| Algeria | 162 020 | 51 000 | -68,52 | 383 590 | 188 700 | -50,81 |
| Sudan | 20 000 | 20 000 | 0,00 | 50 050 | 48 400 | -3,30 |
| Madagascar | 0 | 40 000 | - | 0 | 98 560 | - |
| Mozambique | 0 | 43 524 | - | 0 | 62 010 | - |
| Equatorial Guinea | 0 | 20 000 | - | 0 | 48 000 | - |
| Togo | 60 000 | 55 750 | -7,08 | 147 360 | 117 208 | -20,46 |
| Ghana | 1 047 916 | 407 082 | -61,15 | 2 156 909 | 883 531 | -59,04 |
| Liberia | 20 000 | 0 | -100,00 | 19 200 | 0 | -100,00 |
| Angola | 40 000 | 73 440 | 83,60 | 90 880 | 260 268 | 186,39 |
| Cameroon | 20 000 | 0 | -100,00 | 47 680 | 0 | -100,00 |
| Gabon | 36 015 | 20 000 | -44,47 | 61 711 | 44 800 | -27,40 |
| Cote D'Ivoire | 0 | 20 000 | - | 0 | 41 600 | - |
| Senegal | 81 000 | 60 750 | -25,00 | 174 736 | 131 724 | -24,62 |
| Benin | 180 000 | 0 | -100,00 | 397 835 | 0 | -100,00 |
| Gambia | 100 250 | 40 000 | -60,10 | 222 520 | 89 600 | -59,73 |
| Mauritius | 20 000 | 20 250 | 1,25 | 33 600 | 45 930 | 36,70 |
| Democratic Rep. Of The Congo | 98 750 | 0 | -100,00 | 221 200 | 0 | -100,00 |
| Australia | 643 609 | 669 133 | 3,97 | 3 017 556 | 3 257 775 | 7,96 |
| New Zealand | 0 | 10 771 | - | 0 | 36 481 | - |
| Kiribati | 160 | 0 | -100,00 | 515 | 0 | -100,00 |
| East Timor | 174 167 | 235 157 | 35,02 | 316 639 | 518 546 | 63,77 |
| United States | 1 389 354 | 1 344 358 | -3,24 | 5 561 225 | 5 448 508 | -2,03 |
| Mexico | 341 307 | 311 000 | -8,88 | 1 091 373 | 954 600 | -12,53 |
| Guatemala | 0 | 14 508 | - | 0 | 22 425 | - |
| Dominican Republic | 120 000 | 40 000 | -66,67 | 369 100 | 91 200 | -75,29 |
| United Kingdom | 1 035 070 | 518 140 | -49,94 | 3 594 680 | 2 093 056 | -41,77 |
| Netherlands | 49 112 | 165 596 | 237,18 | 158 915 | 817 723 | 414,57 |
| France | 18 125 | 25 000 | 37,93 | 43 210 | 131 050 | 203,29 |
| Germany, Fed. Rep. Of | 167 633 | 256 380 | 52,94 | 397 994 | 777 929 | 95,46 |
| Belgium | 0 | 78 114 | - | 0 | 293 505 | - |
| Sweden | 0 | 84 | - | 0 | 53 | - |
| Italy | 940 500 | 792 000 | -15,79 | 4 092 722 | 4 198 838 | 2,59 |
| Spain | 222 750 | 595 250 | 167,23 | 363 790 | 2 638 761 | 625,35 |
| Portugal | 248 600 | 270 300 | 8,73 | 457 234 | 1 378 530 | 201,49 |
| Greece | 12 288 | 13 824 | 12,50 | 38 600 | 40 725 | 5,51 |
| Poland | 63 936 | 0 | -100,00 | 100 130 | 0 | -100,00 |
| Bulgaria | 55 319 | 30 668 | -44,56 | 188 190 | 95 855 | -49,06 |
| Albania | 40 000 | 20 000 | -50,00 | 98 805 | 47 360 | -52,07 |
| Lithuania | 15 096 | 0 | -100,00 | 23 630 | 0 | -100,00 |
| Estonia | 0 | 15 185 | - | 0 | 49 501 | - |
| Croatia | 20 000 | 17 974 | -10,13 | 51 200 | 44 750 | -12,60 |
| Bosnia And Herzegovina | 43 776 | 31 008 | -29,17 | 141 075 | 58 050 | -58,85 |
| Slovenia | 20 000 | 0 | -100,00 | 49 600 | 0 | -100,00 |
| Czech Republic | 0 | 15 096 | - | 0 | 31 280 | - |
| Russia Federation | 31 008 | 0 | -100,00 | 85 880 | 0 | -100,00 |
| Serbia | 43 776 | 15 504 | -64,58 | 116 375 | 30 205 | -74,05 |
| Montenegro | 0 | 1 | - | 0 | 4 | - |
| PASTA KAKAO | 16 426 384 | 15 973 205 | -2,76 | 46 562 376 | 38 926 589 | -16,40 |
| Japan | 155 000 | 0 | -100,00 | 624 485 | 0 | -100,00 |
| Hongkong | 1 000 | 273 | -72,66 | 4 009 | 1 029 | -74,34 |
| China | 319 057 | 648 813 | 103,35 | 1 505 054 | 3 496 657 | 132,33 |
| Papua New Guinea | 0 | 50 | - | 0 | 41 | - |
| Thailand | 67 200 | 73 400 | 9,23 | 296 518 | 275 470 | -7,10 |
| Singapore | 7 575 | 144 000 | 1 800,99 | 33 799 | 251 424 | 643,88 |
| Philippines | 124 900 | 60 900 | -51,24 | 420 204 | 239 236 | -43,07 |
| Malaysia | 7 828 413 | 9 279 420 | 18,54 | 23 336 303 | 23 272 574 | -0,27 |
| Bangladesh | 1 005 | 5 500 | 447,26 | 4 105 | 20 575 | 401,22 |
| Saudi Arabia | 1 500 | 0 | -100,00 | 6 560 | 0 | -100,00 |
| Egypt | 20 000 | 0 | -100,00 | 89 000 | 0 | -100,00 |
| Australia | 145 206 | 150 046 | 3,33 | 580 940 | 670 617 | 15,44 |
| New Zealand | 100 000 | 100 000 | 0,00 | 401 020 | 395 920 | -1,27 |
| United States | 3 000 000 | 1 389 752 | -53,67 | 7 735 416 | 3 085 255 | -60,12 |
| Brazil | 1 261 000 | 1 124 000 | -10,86 | 3 271 369 | 2 283 558 | -30,20 |
| Uruguay | 304 000 | 68 000 | -77,63 | 660 519 | 131 087 | -80,15 |
| Netherlands | 302 000 | 9 000 | -97,02 | 618 640 | 12 991 | -97,90 |
| Germany, Fed. Rep. Of | 2 100 000 | 20 050 | -99,05 | 5 296 632 | 48 979 | -99,08 |
| Spain | 688 528 | 2 900 000 | 321,19 | 1 677 804 | 4 741 176 | 182,58 |
| FILLET IKAN DIBEKUKAN | 6 472 387 | 6 112 744 | -5,56 | 37 754 237 | 32 703 213 | -13,38 |
| Japan | 989 714 | 809 127 | -18,25 | 4 605 683 | 4 077 330 | -11,47 |
| Hongkong | 35 225 | 47 567 | 35,04 | 171 748 | 527 380 | 207,07 |
| Korea, Republic Of | 28 119 | 5 331 | -81,04 | 153 721 | 32 346 | -78,96 |

TABEL 6. PERKEMBANGAN EKSPOR INDONESIA MENURUT KOMODITI DAN NEGARA TUJUAN
JANUARI-FEBRUARI 2016 DAN 2017

| KOMODITI / NEGARA TUJUAN | BERAT BERSIH (KG) | | PERUB | NILAI FOB (US \$) | | PERUB |
|--|-------------------|-------------------|-------------|-------------------|-------------------|--------------|
| | JAN-FEB 2016 | JAN-FEB 2017 | % | JAN-FEB 2016 | JAN-FEB 2017 | % |
| | (1) | (2) | (3) | (4) | (5) | (6) |
| Taiwan | 257 017 | 181 458 | -29,40 | 628 083 | 458 979 | -26,92 |
| China | 37 079 | 14 055 | -62,09 | 293 548 | 34 639 | -88,20 |
| Thailand | 97 210 | 36 279 | -62,68 | 326 903 | 235 390 | -27,99 |
| Singapore | 380 350 | 111 726 | -70,63 | 1 614 495 | 730 672 | -54,74 |
| Philippines | 33 520 | 80 010 | 138,69 | 62 266 | 495 730 | 696,15 |
| Malaysia | 153 674 | 68 507 | -55,42 | 470 162 | 402 333 | -14,43 |
| Vietnam | 131 159 | 70 512 | -46,24 | 331 045 | 237 556 | -28,24 |
| Iran (Islamic Republic Of) | 0 | 10 | - | 0 | 102 | - |
| Jordan | 2 600 | 2 202 | -15,31 | 27 140 | 37 196 | 37,05 |
| Lebanon | 9 590 | 4 305 | -55,11 | 108 444 | 24 539 | -77,37 |
| United Arab Emirates | 7 450 | 2 400 | -67,79 | 44 415 | 27 885 | -37,22 |
| Bahrain | 400 | 0 | -100,00 | 6 120 | 0 | -100,00 |
| Cyprus | 0 | 7 500 | - | 0 | 41 325 | - |
| Reunion | 27 240 | 21 395 | -21,46 | 139 911 | 125 880 | -10,03 |
| Mauritius | 69 475 | 0 | -100,00 | 90 834 | 0 | -100,00 |
| Australia | 147 819 | 106 940 | -27,65 | 1 096 116 | 899 047 | -17,98 |
| New Zealand | 7 200 | 0 | -100,00 | 86 046 | 0 | -100,00 |
| United States | 2 626 668 | 2 370 767 | -9,74 | 19 472 735 | 18 705 381 | -3,94 |
| Canada | 136 144 | 32 197 | -76,35 | 1 081 351 | 236 475 | -78,13 |
| Mexico | 28 004 | 0 | -100,00 | 228 951 | 0 | -100,00 |
| Suriname | 0 | 27 000 | - | 0 | 30 640 | - |
| Dominican Republic | 3 629 | 26 771 | 637,75 | 33 000 | 147 879 | 348,12 |
| Martinique | 12 288 | 10 976 | -10,68 | 58 404 | 77 342 | 32,43 |
| Guadeloupe | 4 500 | 10 518 | 133,72 | 25 682 | 55 171 | 114,82 |
| United Kingdom | 49 371 | 7 650 | -84,51 | 416 684 | 50 108 | -87,97 |
| Netherlands | 276 040 | 201 345 | -27,06 | 1 329 595 | 907 314 | -31,76 |
| France | 58 364 | 87 434 | 49,81 | 260 450 | 238 232 | -8,53 |
| Germany, Fed. Rep. Of | 228 163 | 209 678 | -8,10 | 1 145 362 | 988 216 | -13,72 |
| Belgium | 82 810 | 153 600 | 85,48 | 466 519 | 986 696 | 111,50 |
| Denmark | 0 | 16 525 | - | 0 | 82 600 | - |
| Sweden | 0 | 10 025 | - | 0 | 108 832 | - |
| Italy | 277 741 | 86 877 | -68,72 | 2 000 537 | 412 707 | -79,37 |
| Spain | 108 000 | 1 113 946 | 931,43 | 323 399 | 386 297 | 19,45 |
| Portugal | 10 250 | 54 052 | 427,34 | 47 210 | 277 840 | 488,52 |
| Ukraine | 0 | 42 045 | - | 0 | 242 923 | - |
| Russia Federation | 155 575 | 82 015 | -47,28 | 607 681 | 380 231 | -37,43 |
| BUAH DAN SAYUR YANG DIKERINGKAN | 16 276 198 | 16 830 625 | 3,41 | 30 127 295 | 34 449 843 | 14,35 |
| Japan | 276 920 | 446 173 | 61,12 | 536 818 | 529 621 | -1,34 |
| Hongkong | 9 339 | 46 660 | 399,64 | 30 980 | 74 918 | 141,83 |
| Korea, Republic Of | 360 131 | 118 703 | -67,04 | 412 981 | 604 631 | 46,41 |
| Taiwan | 46 524 | 65 318 | 40,40 | 100 408 | 272 568 | 171,46 |
| China | 339 652 | 275 268 | -18,96 | 375 007 | 489 258 | 30,47 |
| Papua New Guinea | 313 | 8 001 | 2 456,23 | 849 | 9 610 | 1 032,45 |
| Thailand | 568 760 | 939 121 | 65,12 | 394 103 | 1 445 098 | 266,68 |
| Singapore | 1 927 917 | 4 320 212 | 124,09 | 1 658 369 | 4 489 281 | 170,70 |
| Malaysia | 416 969 | 863 350 | 107,05 | 388 639 | 1 269 800 | 226,73 |
| Vietnam | 2 532 175 | 623 555 | -75,37 | 3 388 261 | 416 789 | -87,70 |
| India | 261 570 | 89 380 | -65,83 | 527 886 | 374 978 | -28,97 |
| Pakistan | 1 036 865 | 207 328 | -80,00 | 359 505 | 236 623 | -34,18 |
| Bangladesh | 25 000 | 3 000 | -88,00 | 4 250 | 1 500 | -64,71 |
| Sri Lanka | 40 | 0 | -100,00 | 420 | 0 | -100,00 |
| Iraq | 0 | 104 000 | - | 0 | 193 310 | - |
| Iran (Islamic Republic Of) | 0 | 26 000 | - | 0 | 52 910 | - |
| Saudi Arabia | 12 557 | 193 338 | 1 439,68 | 21 998 | 519 649 | 2 262,31 |
| Jordan | 26 000 | 47 000 | 80,77 | 35 750 | 83 865 | 134,59 |
| Lebanon | 44 265 | 52 000 | 17,47 | 372 575 | 80 600 | -78,37 |
| Yemen | 51 000 | 0 | -100,00 | 30 520 | 0 | -100,00 |
| Oman | 26 000 | 26 000 | 0,00 | 37 700 | 54 600 | 44,83 |
| Turkey | 169 750 | 253 000 | 49,04 | 302 859 | 484 196 | 59,88 |
| United Arab Emirates | 121 639 | 412 785 | 239,35 | 300 484 | 803 286 | 167,33 |
| Bahrain | 24 402 | 12 005 | -50,80 | 38 821 | 22 689 | -41,55 |
| Egypt | 52 000 | 317 000 | 509,62 | 73 710 | 609 531 | 726,93 |
| Morocco | 25 000 | 0 | -100,00 | 34 500 | 0 | -100,00 |
| Tunisia | 16 783 | 46 566 | 177,46 | 129 629 | 368 216 | 184,05 |
| Algeria | 25 000 | 52 002 | 108,01 | 41 875 | 97 764 | 133,47 |
| Sudan | 52 010 | 62 995 | 21,12 | 92 318 | 131 773 | 42,74 |
| Mozambique | 0 | 26 000 | - | 0 | 51 870 | - |
| Angola | 26 000 | 0 | -100,00 | 42 900 | 0 | -100,00 |
| Nigeria | 1 440 | 0 | -100,00 | 876 | 0 | -100,00 |
| South Africa | 271 000 | 225 140 | -16,92 | 438 300 | 419 285 | -4,34 |
| Mauritius | 0 | 1 000 | - | 0 | 11 150 | - |
| Australia | 231 296 | 307 848 | 33,10 | 939 922 | 1 810 447 | 92,62 |
| New Zealand | 149 960 | 113 496 | -24,32 | 279 589 | 229 415 | -17,95 |
| Christmas Islands | 3 | 0 | -100,00 | 3 | 0 | -100,00 |
| East Timor | 3 640 | 3 530 | -3,02 | 4 654 | 1 971 | -57,66 |
| United States | 661 205 | 634 019 | -4,11 | 4 954 874 | 5 603 291 | 13,09 |
| Canada | 0 | 12 497 | - | 0 | 20 994 | - |
| Chile | 26 000 | 78 000 | 200,00 | 44 200 | 147 520 | 233,76 |
| Argentina | 166 720 | 353 525 | 112,05 | 269 020 | 602 481 | 123,95 |
| Brazil | 917 000 | 640 750 | -30,13 | 1 433 859 | 1 021 578 | -28,75 |
| Uruguay | 0 | 22 000 | - | 0 | 24 065 | - |
| Paraguay | 26 000 | 26 000 | 0,00 | 33 800 | 55 250 | 63,46 |
| Costa Rica | 35 675 | 39 000 | 9,32 | 58 664 | 72 811 | 24,12 |
| United Kingdom | 291 000 | 715 130 | 145,75 | 514 220 | 1 584 982 | 208,23 |
| Netherlands | 1 026 007 | 875 005 | -14,72 | 4 045 914 | 2 589 594 | -35,99 |

TABEL 6. PERKEMBANGAN EKSPOR INDONESIA MENURUT KOMODITI DAN NEGARA TUJUAN
JANUARI-FEBRUARI 2016 DAN 2017

| KOMODITI / NEGARA TUJUAN | BERAT BERSIH (KG) | | PERUB | NILAI FOB (US \$) | | PERUB |
|---|-------------------|-------------------|---------------|-------------------|-------------------|--------------|
| | JAN-FEB 2016 | JAN-FEB 2017 | % | JAN-FEB 2016 | JAN-FEB 2017 | % |
| (1) | (2) | (3) | (4) | (5) | (6) | (7) |
| France | 89 200 | 224 400 | 151,57 | 147 730 | 415 565 | 181,30 |
| Germany, Fed. Rep. Of | 1 262 504 | 657 627 | -47,91 | 2 894 001 | 1 635 064 | -43,50 |
| Austria | 25 000 | 0 | -100,00 | 37 125 | 0 | -100,00 |
| Belgium | 100 216 | 277 260 | 176,66 | 176 771 | 627 273 | 254,85 |
| Denmark | 12 179 | 12 021 | -1,30 | 21 931 | 27 038 | 23,29 |
| Norway | 0 | 26 000 | - | 0 | 47 515 | - |
| Finland | 0 | 13 000 | - | 0 | 23 556 | - |
| Italy | 138 500 | 205 100 | 48,09 | 225 790 | 389 671 | 72,58 |
| Spain | 185 258 | 164 000 | -11,47 | 278 678 | 328 553 | 17,90 |
| Portugal | 77 000 | 37 500 | -51,30 | 109 426 | 63 250 | -42,20 |
| Greece | 138 000 | 39 000 | -71,74 | 222 093 | 70 720 | -68,16 |
| Hungary | 37 000 | 50 000 | 35,14 | 62 275 | 99 250 | 59,37 |
| Poland | 501 450 | 675 175 | 34,64 | 814 996 | 1 229 241 | 50,83 |
| Ukraine | 206 000 | 84 000 | -59,22 | 354 439 | 161 500 | -54,44 |
| Lithuania | 0 | 39 000 | - | 0 | 74 065 | - |
| Latvia | 19 675 | 17 000 | -13,60 | 32 070 | 28 050 | -12,54 |
| Estonia | 13 000 | 13 000 | 0,00 | 23 198 | 23 600 | 1,73 |
| Georgia | 12 500 | 0 | -100,00 | 22 103 | 0 | -100,00 |
| Croatia | 35 500 | 0 | -100,00 | 58 498 | 0 | -100,00 |
| Slovenia | 65 000 | 26 000 | -60,00 | 111 635 | 46 225 | -58,59 |
| Czech Republic | 7 680 | 4 608 | -40,00 | 57 215 | 33 721 | -41,06 |
| Russia Federation | 1 069 010 | 582 235 | -45,54 | 1 725 312 | 1 162 220 | -32,64 |
| BUAH DAN SAYUR DIOLAH ATAU DIAWETKAN | 16 014 168 | 27 448 806 | 71,40 | 20 019 245 | 34 489 818 | 72,28 |
| Japan | 1 242 516 | 1 756 525 | 41,37 | 1 589 882 | 2 256 750 | 41,94 |
| Hongkong | 96 266 | 62 128 | -35,46 | 113 746 | 89 160 | -21,62 |
| Korea, Republic Of | 322 649 | 722 641 | 123,97 | 429 895 | 1 051 153 | 144,51 |
| Taiwan | 18 180 | 93 222 | 412,77 | 4 690 | 70 852 | 1 410,69 |
| China | 450 722 | 421 085 | -6,58 | 336 650 | 539 093 | 60,13 |
| Thailand | 33 145 | 3 549 | -89,29 | 104 368 | 45 922 | -56,00 |
| Singapore | 979 387 | 1 186 047 | 21,10 | 1 109 273 | 1 261 843 | 13,75 |
| Philippines | 13 178 | 220 020 | 1 569,57 | 11 250 | 129 488 | 1 051,03 |
| Malaysia | 185 674 | 414 001 | 122,97 | 202 540 | 421 722 | 108,22 |
| Brunei Darussalam | 837 | 6 780 | 710,47 | 962 | 26 564 | 2 660,48 |
| Vietnam | 212 932 | 434 448 | 104,03 | 306 168 | 515 795 | 68,47 |
| Maldives | 17 | 0 | -100,00 | 187 | 0 | -100,00 |
| Saudi Arabia | 209 317 | 1 221 430 | 483,53 | 333 676 | 1 589 299 | 376,30 |
| Israel | 13 620 | 303 700 | 2 129,81 | 22 563 | 390 896 | 1 632,50 |
| Kuwait | 48 538 | 40 219 | -17,14 | 91 495 | 70 963 | -22,44 |
| Jordan | 18 300 | 50 727 | 177,20 | 21 328 | 54 569 | 155,86 |
| Lebanon | 14 664 | 17 823 | 21,54 | 22 100 | 19 775 | -10,52 |
| Oman | 11 174 | 10 637 | -4,81 | 21 388 | 18 700 | -12,56 |
| United Arab Emirates | 184 612 | 262 930 | 42,42 | 270 644 | 359 771 | 32,93 |
| Qatar | 42 388 | 74 217 | 75,09 | 65 602 | 108 388 | 65,22 |
| Bahrain | 29 331 | 28 937 | -1,34 | 42 904 | 43 088 | 0,43 |
| Egypt | 35 640 | 0 | -100,00 | 43 400 | 0 | -100,00 |
| Ethiopia | 0 | 34 044 | - | 0 | 52 305 | - |
| Nigeria | 0 | 3 520 | - | 0 | 2 059 | - |
| South Africa | 0 | 33 818 | - | 0 | 36 036 | - |
| Australia | 447 562 | 504 009 | 12,61 | 688 075 | 693 179 | 0,74 |
| New Zealand | 32 640 | 93 888 | 187,65 | 51 760 | 148 911 | 187,70 |
| East Timor | 960 | 25 | -97,40 | 1 245 | 5 | -99,60 |
| United States | 4 059 966 | 5 691 351 | 40,18 | 5 138 639 | 7 197 265 | 40,06 |
| Canada | 187 309 | 254 252 | 35,74 | 213 904 | 298 158 | 39,39 |
| Mexico | 400 320 | 536 252 | 33,96 | 364 250 | 622 356 | 70,86 |
| Chile | 36 480 | 54 720 | 50,00 | 39 450 | 59 780 | 51,53 |
| Argentina | 553 692 | 1 090 552 | 96,96 | 644 320 | 1 298 063 | 101,46 |
| Uruguay | 17 820 | 71 410 | 300,73 | 22 050 | 89 775 | 307,14 |
| Peru | 88 468 | 193 241 | 118,43 | 109 170 | 251 730 | 130,59 |
| Puerto Rico | 17 086 | 0 | -100,00 | 19 510 | 0 | -100,00 |
| United Kingdom | 219 264 | 228 169 | 4,06 | 264 406 | 292 843 | 10,75 |
| Netherlands | 1 960 369 | 4 396 748 | 124,28 | 2 294 917 | 5 228 227 | 127,82 |
| France | 107 652 | 277 456 | 157,73 | 127 262 | 352 874 | 177,28 |
| Germany, Fed. Rep. Of | 1 173 410 | 903 819 | -22,98 | 1 288 282 | 1 036 803 | -19,52 |
| Austria | 0 | 68 062 | - | 0 | 97 488 | - |
| Belgium | 178 189 | 549 303 | 208,27 | 287 279 | 793 903 | 176,35 |
| Switzerland | 46 318 | 51 842 | 11,93 | 79 411 | 72 220 | -9,06 |
| Denmark | 18 300 | 65 603 | 258,49 | 20 352 | 93 496 | 359,39 |
| Norway | 337 902 | 393 405 | 16,43 | 567 408 | 740 047 | 30,43 |
| Sweden | 76 380 | 35 380 | -53,68 | 123 180 | 38 251 | -68,95 |
| Finland | 364 264 | 692 575 | 90,13 | 532 322 | 896 807 | 68,47 |
| Italy | 149 223 | 641 243 | 329,72 | 190 237 | 829 729 | 336,16 |
| Spain | 1 199 038 | 2 930 853 | 144,43 | 1 608 511 | 3 826 637 | 137,90 |
| Portugal | 18 300 | 89 580 | 389,51 | 21 100 | 118 660 | 462,37 |
| Greece | 36 480 | 54 660 | 49,84 | 42 500 | 70 678 | 66,30 |
| Poland | 0 | 36 600 | - | 0 | 36 500 | - |
| Lithuania | 0 | 17 628 | - | 0 | 19 094 | - |
| Latvia | 53 138 | 53 138 | 0,00 | 60 613 | 62 814 | 3,63 |
| Estonia | 17 666 | 0 | -100,00 | 18 790 | 0 | -100,00 |
| Croatia | 17 628 | 35 340 | 100,48 | 18 460 | 31 147 | 68,73 |
| Russia Federation | 35 256 | 35 256 | 0,00 | 37 133 | 38 189 | 2,84 |
| BIOTA AIR LAINNYA DIBEKUKAN | 20 212 269 | 15 937 898 | -21,15 | 50 681 976 | 47 895 075 | -5,50 |
| Japan | 183 362 | 239 146 | 30,42 | 1 034 752 | 1 470 981 | 42,16 |
| Hongkong | 251 673 | 113 328 | -54,97 | 556 457 | 243 874 | -56,17 |
| Korea, Republic Of | 373 950 | 143 629 | -61,59 | 1 596 950 | 807 342 | -49,44 |

TABEL 6. PERKEMBANGAN EKSPOR INDONESIA MENURUT KOMODITI DAN NEGARA TUJUAN
JANUARI-FEBRUARI 2016 DAN 2017

| KOMODITI / NEGARA TUJUAN | BERAT BERSIH (KG) | | PERUB | NILAI FOB (US \$) | | PERUB |
|--|-------------------|-------------------|-------------|-------------------|-------------------|-------------|
| | JAN-FEB 2016 | JAN-FEB 2017 | % | JAN-FEB 2016 | JAN-FEB 2017 | % |
| | (1) | (2) | (3) | (4) | (5) | (6) |
| Taiwan | 1 813 694 | 1 194 290 | -34,15 | 3 091 990 | 2 560 915 | -17,18 |
| China | 8 250 458 | 7 167 599 | -13,12 | 18 491 723 | 17 090 645 | -7,58 |
| Thailand | 1 228 328 | 879 112 | -28,43 | 4 427 966 | 3 790 346 | -14,40 |
| Singapore | 222 144 | 136 087 | -38,74 | 721 620 | 472 374 | -34,54 |
| Philippines | 1 530 | 2 617 | 71,05 | 7 956 | 12 195 | 53,29 |
| Malaysia | 743 604 | 290 088 | -60,99 | 1 339 584 | 641 993 | -52,08 |
| Vietnam | 4 109 916 | 2 875 150 | -30,04 | 7 476 707 | 6 562 108 | -12,23 |
| Saudi Arabia | 0 | 18 | - | 0 | 90 | - |
| Kuwait | 0 | 60 | - | 0 | 360 | - |
| Lebanon | 34 976 | 0 | -100,00 | 153 734 | 0 | -100,00 |
| Turkey | 209 626 | 69 720 | -66,74 | 774 642 | 237 434 | -69,35 |
| United Arab Emirates | 12 554 | 29 024 | 131,19 | 30 111 | 98 380 | 226,72 |
| Bahrain | 1 | 2 | 100,00 | 75 | 223 | 197,15 |
| Cyprus | 81 717 | 97 617 | 19,46 | 281 100 | 470 368 | 67,33 |
| Reunion | 0 | 4 952 | - | 0 | 19 280 | - |
| South Africa | 960 | 0 | -100,00 | 2 640 | 0 | -100,00 |
| Mauritius | 4 720 | 3 860 | -18,22 | 9 847 | 11 077 | 12,49 |
| Australia | 242 004 | 167 286 | -30,87 | 1 162 427 | 947 494 | -18,49 |
| New Zealand | 9 099 | 0 | -100,00 | 53 249 | 0 | -100,00 |
| United States | 445 026 | 497 175 | 11,72 | 1 866 334 | 2 518 502 | 34,94 |
| Canada | 19 058 | 25 | -99,87 | 56 523 | 462 | -99,18 |
| Mexico | 0 | 20 000 | - | 0 | 88 480 | - |
| Honduras | 9 979 | 0 | -100,00 | 26 320 | 0 | -100,00 |
| Dominican Republic | 4 545 | 0 | -100,00 | 15 416 | 0 | -100,00 |
| Martinique | 27 800 | 19 120 | -31,22 | 88 906 | 56 217 | -36,77 |
| Guadeloupe | 21 900 | 4 690 | -78,58 | 56 823 | 17 238 | -69,66 |
| United Kingdom | 48 320 | 57 110 | 18,19 | 340 090 | 358 504 | 5,41 |
| France | 62 107 | 57 149 | -7,98 | 311 703 | 261 407 | -16,14 |
| Germany, Fed. Rep. Of | 13 432 | 5 476 | -59,23 | 139 321 | 75 938 | -45,49 |
| Belgium | 60 539 | 36 500 | -39,71 | 137 161 | 86 921 | -36,63 |
| Denmark | 14 350 | 51 235 | 257,04 | 65 552 | 260 980 | 298,13 |
| Sweden | 0 | 3 | - | 0 | 6 | - |
| Italy | 1 262 725 | 1 434 283 | 13,59 | 4 940 447 | 7 079 970 | 43,31 |
| Spain | 110 814 | 15 820 | -85,72 | 370 435 | 132 735 | -64,17 |
| Portugal | 65 425 | 40 317 | -38,38 | 239 406 | 150 354 | -37,20 |
| Greece | 211 639 | 190 143 | -10,16 | 614 556 | 962 540 | 56,62 |
| Poland | 0 | 4 | - | 0 | 11 | - |
| Albania | 9 045 | 50 525 | 458,60 | 36 431 | 194 516 | 433,94 |
| Croatia | 41 034 | 0 | -100,00 | 130 507 | 0 | -100,00 |
| Malta | 10 215 | 35 384 | 246,39 | 32 516 | 165 949 | 410,36 |
| Russia Federation | 0 | 9 375 | - | 0 | 46 865 | - |
| MAKARONI, MIE DAN PRODUK SEJENISNYA | 19 296 562 | 19 774 072 | 2,47 | 28 739 458 | 29 624 487 | 3,08 |
| Japan | 55 059 | 82 368 | 49,60 | 186 660 | 235 571 | 26,20 |
| Hongkong | 807 764 | 676 265 | -16,28 | 1 299 985 | 1 131 312 | -12,98 |
| Korea, Republic Of | 599 867 | 381 515 | -36,40 | 635 536 | 572 667 | -9,89 |
| Taiwan | 494 683 | 677 108 | 36,88 | 860 935 | 1 292 109 | 50,08 |
| China | 91 877 | 76 946 | -16,25 | 171 928 | 157 330 | -8,49 |
| Mongolia | 0 | 10 614 | - | 0 | 20 090 | - |
| Papua New Guinea | 438 410 | 1 311 640 | 199,18 | 728 171 | 1 865 184 | 156,15 |
| Thailand | 542 660 | 699 883 | 28,97 | 564 960 | 707 771 | 25,28 |
| Singapore | 278 889 | 223 395 | -19,90 | 421 846 | 334 642 | -20,67 |
| Philippines | 716 599 | 1 292 734 | 80,40 | 561 722 | 1 025 782 | 82,61 |
| Malaysia | 8 933 370 | 7 827 925 | -12,37 | 12 197 174 | 10 885 449 | -10,75 |
| Myanmar | 36 943 | 55 908 | 51,34 | 51 855 | 74 289 | 43,26 |
| Cambodia | 0 | 5 430 | - | 0 | 8 852 | - |
| Brunei Darussalam | 460 340 | 404 267 | -12,18 | 621 754 | 568 099 | -8,63 |
| Bhutan | 0 | 835 | - | 0 | 1 469 | - |
| Vietnam | 235 823 | 418 198 | 77,34 | 351 395 | 485 956 | 38,29 |
| Maldives | 525 | 288 | -45,14 | 801 | 763 | -4,72 |
| India | 0 | 160 | - | 0 | 165 | - |
| Afghanistan | 12 458 | 0 | -100,00 | 15 314 | 0 | -100,00 |
| Iraq | 387 758 | 768 307 | 98,14 | 744 277 | 1 388 204 | 86,52 |
| Saudi Arabia | 145 637 | 89 952 | -38,24 | 213 312 | 195 066 | -8,55 |
| Kuwait | 16 099 | 26 373 | 63,82 | 31 022 | 44 782 | 44,36 |
| Jordan | 600 093 | 299 847 | -50,03 | 1 544 109 | 708 741 | -54,10 |
| Lebanon | 565 | 0 | -100,00 | 1 378 | 0 | -100,00 |
| Palestina | 0 | 14 256 | - | 0 | 29 700 | - |
| Yemen | 5 351 | 6 700 | 25,21 | 9 542 | 600 | -93,71 |
| Oman | 17 638 | 0 | -100,00 | 37 613 | 0 | -100,00 |
| Turkey | 49 018 | 8 460 | -82,74 | 113 445 | 15 101 | -86,69 |
| United Arab Emirates | 45 633 | 112 708 | 146,99 | 119 411 | 296 365 | 148,19 |
| Qatar | 26 696 | 10 368 | -61,16 | 29 973 | 25 308 | -15,56 |
| Bahrain | 58 740 | 71 370 | 21,50 | 61 300 | 69 990 | 14,18 |
| Ethiopia | 57 172 | 22 006 | -61,51 | 157 998 | 65 933 | -58,27 |
| Madagascar | 340 517 | 372 963 | 9,53 | 488 210 | 485 166 | -0,62 |
| Kenya | 15 125 | 30 017 | 98,46 | 41 928 | 82 938 | 97,81 |
| Mozambique | 500 | 0 | -100,00 | 576 | 0 | -100,00 |
| Togo | 209 | 272 | 30,14 | 274 | 390 | 41,96 |
| Congo | 46 | 7 | -84,78 | 44 | 13 | -69,90 |
| Nigeria | 80 | 0 | -100,00 | 63 | 0 | -100,00 |
| Gabon | 0 | 25 780 | - | 0 | 37 735 | - |
| Cote D'Ivoire | 32 | 14 | -56,25 | 65 | 27 | -58,91 |
| Senegal | 12 | 0 | -100,00 | 4 | 0 | -100,00 |
| Gambia | 315 | 0 | -100,00 | 431 | 0 | -100,00 |
| Seychelles | 144 | 4 587 | 3 085,42 | 558 | 10 436 | 1 770,25 |

TABEL 6. PERKEMBANGAN EKSPOR INDONESIA MENURUT KOMODITI DAN NEGARA TUJUAN
JANUARI-FEBRUARI 2016 DAN 2017

| KOMODITI / NEGARA TUJUAN | BERAT BERSIH (KG) | | PERUB | NILAI FOB (US \$) | | PERUB |
|--------------------------------------|-------------------|-------------------|--------------|-------------------|-------------------|--------------|
| | JAN-FEB 2016 | JAN-FEB 2017 | % | JAN-FEB 2016 | JAN-FEB 2017 | % |
| | (1) | (2) | (3) | (4) | (5) | (6) |
| Uganda | 6 | 7 | 16,67 | 2 | 4 | 63,64 |
| South Africa | 66 276 | 15 643 | -76,40 | 78 435 | 17 602 | -77,56 |
| Malawi | 0 | 12 322 | - | 0 | 16 766 | - |
| Mauritius | 24 521 | 22 040 | -10,12 | 49 586 | 37 078 | -25,22 |
| Rwanda | 5 211 | 0 | -100,00 | 8 551 | 0 | -100,00 |
| Mayotte | 13 890 | 0 | -100,00 | 19 843 | 0 | -100,00 |
| Australia | 875 590 | 1 255 595 | 43,40 | 1 678 586 | 2 518 272 | 50,02 |
| New Zealand | 139 746 | 168 777 | 20,77 | 274 710 | 362 507 | 31,96 |
| Nauru | 8 244 | 0 | -100,00 | 20 017 | 0 | -100,00 |
| New Caledonia | 11 520 | 11 520 | 0,00 | 19 828 | 17 971 | -9,36 |
| Vanuatu | 4 136 | 5 064 | 22,44 | 10 000 | 10 838 | 8,38 |
| American Samoa | 0 | 510 | - | 0 | 975 | - |
| Cook Islands | 0 | 10 291 | - | 0 | 18 502 | - |
| Fiji | 0 | 38 394 | - | 0 | 74 609 | - |
| Kiribati | 18 204 | 26 936 | 47,97 | 30 627 | 38 560 | 25,90 |
| Samoa | 30 410 | 10 465 | -65,59 | 42 394 | 11 964 | -71,78 |
| Solomon Islands | 146 747 | 22 141 | -84,91 | 309 275 | 55 270 | -82,13 |
| Tonga | 18 642 | 37 817 | 102,86 | 39 816 | 71 808 | 80,35 |
| Christmas Islands | 82 | 0 | -100,00 | 19 | 0 | -100,00 |
| East Timor | 1 358 143 | 891 558 | -34,35 | 1 816 615 | 1 155 518 | -36,39 |
| United States | 397 735 | 424 607 | 6,76 | 744 629 | 840 370 | 12,86 |
| Canada | 63 406 | 204 704 | 222,85 | 114 772 | 388 886 | 238,83 |
| Suriname | 0 | 29 396 | - | 0 | 56 526 | - |
| United Kingdom | 63 030 | 64 726 | 2,69 | 131 165 | 127 089 | -3,11 |
| Netherlands | 306 234 | 244 740 | -20,08 | 557 596 | 429 974 | -22,89 |
| France | 15 260 | 21 037 | 37,86 | 31 317 | 44 646 | 42,56 |
| Germany, Fed. Rep. Of | 68 357 | 48 399 | -29,20 | 141 141 | 93 982 | -33,41 |
| Belgium | 1 545 | 8 626 | 458,32 | 8 751 | 67 852 | 675,32 |
| Norway | 3 850 | 1 440 | -62,60 | 10 875 | 4 248 | -60,94 |
| Italy | 37 286 | 36 296 | -2,66 | 60 073 | 62 853 | 4,63 |
| Spain | 71 767 | 71 659 | -0,15 | 132 014 | 132 745 | 0,55 |
| Portugal | 24 000 | 12 000 | -50,00 | 46 800 | 23 400 | -50,00 |
| Poland | 0 | 4 500 | - | 0 | 15 630 | - |
| Malta | 50 075 | 58 558 | 16,94 | 96 350 | 98 466 | 2,20 |
| Czech Republic | 2 | 4 836 | 241 700,00 | 100 | 5 582 | 5 481,55 |
| MINYAK MAKAN DAN LEMAK NABATI | 42 732 013 | 60 917 557 | 42,56 | 37 848 093 | 68 282 723 | 80,41 |
| Japan | 437 110 | 443 105 | 1,37 | 1 118 993 | 1 701 519 | 52,06 |
| Hongkong | 0 | 26 793 | - | 0 | 164 088 | - |
| Korea, Republic Of | 305 500 | 258 460 | -15,40 | 310 335 | 547 732 | 76,50 |
| Taiwan | 751 900 | 520 490 | -30,78 | 440 128 | 447 310 | 1,63 |
| China | 13 007 410 | 20 914 557 | 60,79 | 12 341 163 | 20 676 095 | 67,54 |
| Papua New Guinea | 0 | 245 | - | 0 | 2 826 | - |
| Thailand | 6 453 560 | 8 751 690 | 35,61 | 5 937 557 | 11 437 973 | 92,64 |
| Singapore | 2 943 | 28 620 | 872,39 | 20 975 | 260 094 | 1 139,99 |
| Philippines | 1 891 380 | 2 290 820 | 21,12 | 1 591 433 | 3 050 394 | 91,68 |
| Malaysia | 48 000 | 1 511 810 | 3 049,60 | 35 764 | 1 152 004 | 3 121,13 |
| Vietnam | 1 326 910 | 2 969 951 | 123,82 | 1 173 035 | 4 456 389 | 279,90 |
| Maldives | 5 400 | 0 | -100,00 | 3 780 | 0 | -100,00 |
| India | 143 600 | 76 400 | -46,80 | 114 954 | 127 566 | 10,97 |
| Pakistan | 139 700 | 202 500 | 44,95 | 118 694 | 387 563 | 226,52 |
| Bangladesh | 45 360 | 0 | -100,00 | 51 206 | 0 | -100,00 |
| Sri Lanka | 66 000 | 132 000 | 100,00 | 43 164 | 98 802 | 128,90 |
| Iran (Islamic Republic Of) | 0 | 67 980 | - | 0 | 117 367 | - |
| Saudi Arabia | 201 740 | 90 000 | -55,39 | 217 376 | 148 185 | -31,83 |
| Israel | 148 170 | 89 510 | -39,59 | 171 084 | 159 951 | -6,51 |
| Kuwait | 0 | 15 000 | - | 0 | 22 800 | - |
| Turkey | 1 301 400 | 1 154 960 | -11,25 | 1 411 828 | 1 944 114 | 37,70 |
| United Arab Emirates | 101 280 | 88 200 | -12,91 | 138 930 | 181 692 | 30,78 |
| Egypt | 1 115 000 | 718 280 | -35,58 | 1 083 237 | 1 243 559 | 14,80 |
| Morocco | 0 | 274 800 | - | 0 | 237 250 | - |
| Algeria | 463 380 | 2 516 100 | 442,99 | 434 583 | 3 047 852 | 601,33 |
| Sudan | 22 360 | 0 | -100,00 | 21 980 | 0 | -100,00 |
| Cote D'Ivoire | 0 | 22 500 | - | 0 | 35 280 | - |
| Senegal | 22 000 | 418 000 | 1 800,00 | 14 564 | 554 730 | 3 708,91 |
| South Africa | 54 000 | 0 | -100,00 | 73 832 | 0 | -100,00 |
| Australia | 718 | 276 | -61,57 | 9 254 | 1 932 | -79,12 |
| New Zealand | 67 110 | 55 335 | -17,55 | 91 571 | 97 123 | 6,06 |
| Saint Vincent And The Grenadines | 0 | 90 | - | 0 | 538 | - |
| Tonga | 3 825 | 0 | -100,00 | 2 907 | 0 | -100,00 |
| East Timor | 1 000 | 22 955 | 2 195,50 | 1 846 | 21 394 | 1 058,76 |
| United States | 573 560 | 921 624 | 60,68 | 1 946 429 | 3 571 392 | 83,48 |
| Canada | 0 | 5 380 | - | 0 | 26 294 | - |
| Mexico | 171 760 | 19 510 | -88,64 | 341 812 | 78 781 | -76,95 |
| Chile | 87 000 | 0 | -100,00 | 105 398 | 0 | -100,00 |
| Brazil | 1 685 845 | 880 000 | -47,80 | 2 123 741 | 1 067 900 | -49,72 |
| Colombia | 0 | 15 500 | - | 0 | 12 633 | - |
| Uruguay | 252 000 | 147 000 | -41,67 | 312 207 | 307 797 | -1,41 |
| Ecuador | 45 000 | 0 | -100,00 | 49 050 | 0 | -100,00 |
| Peru | 142 080 | 130 000 | -8,50 | 141 232 | 111 800 | -20,84 |
| Trinidad And Tobago | 350 | 0 | -100,00 | 870 | 0 | -100,00 |
| United Kingdom | 24 000 | 49 410 | 105,87 | 21 130 | 47 709 | 125,79 |
| Netherlands | 1 045 370 | 148 573 | -85,79 | 544 508 | 667 743 | 22,63 |
| France | 211 | 0 | -100,00 | 11 878 | 0 | -100,00 |
| Germany, Fed. Rep. Of | 192 000 | 420 000 | 118,75 | 119 280 | 367 340 | 207,96 |
| Switzerland | 0 | 9 | - | 0 | 237 | - |
| Ireland | 0 | 57 600 | - | 0 | 247 000 | - |

TABEL 6. PERKEMBANGAN EKSPOR INDONESIA MENURUT KOMODITI DAN NEGARA TUJUAN
JANUARI-FEBRUARI 2016 DAN 2017

| KOMODITI / NEGARA TUJUAN | BERAT BERSIH (KG) | | PERUB | NILAI FOB (US \$) | | PERUB |
|--|-------------------|------------------|-------------|-------------------|-------------------|-------------|
| | JAN-FEB 2016 | JAN-FEB 2017 | % | JAN-FEB 2016 | JAN-FEB 2017 | % |
| | (1) | (2) | (3) | (4) | (5) | (6) |
| Italy | 9 048 001 | 13 950 185 | 54,18 | 3 620 191 | 8 663 065 | 139,30 |
| Spain | 154 000 | 125 500 | -18,51 | 205 590 | 220 990 | 7,49 |
| Greece | 56 860 | 143 000 | 151,49 | 45 750 | 124 600 | 172,35 |
| Romania | 39 500 | 0 | -100,00 | 28 444 | 0 | -100,00 |
| Kazakhstan | 40 000 | 80 000 | 100,00 | 54 200 | 148 000 | 173,06 |
| Turkmenistan | 84 000 | 0 | -100,00 | 113 232 | 0 | -100,00 |
| Ukraine | 318 720 | 40 | -99,99 | 429 814 | 64 | -99,99 |
| Uzbekistan | 0 | 52 000 | - | 0 | 43 940 | - |
| Estonia | 342 000 | 36 000 | -89,47 | 247 950 | 35 280 | -85,77 |
| Croatia | 155 400 | 44 400 | -71,43 | 176 712 | 89 510 | -49,35 |
| Czech Republic | 14 400 | 0 | -100,00 | 60 676 | 0 | -100,00 |
| Russia Federation | 133 200 | 30 400 | -77,18 | 173 826 | 126 525 | -27,21 |
| MAKANAN DARI COKELAT DAN KEMBANG GULA | 8 725 573 | 9 330 805 | 6,94 | 23 309 094 | 23 995 315 | 2,94 |
| Japan | 5 043 | 29 394 | 482,87 | 15 468 | 97 198 | 528,38 |
| Hongkong | 126 332 | 74 691 | -40,88 | 447 353 | 232 929 | -47,93 |
| Korea, Republic Of | 532 732 | 355 913 | -33,19 | 1 563 040 | 1 015 380 | -35,04 |
| Taiwan | 145 494 | 123 738 | -14,95 | 366 703 | 301 888 | -17,67 |
| China | 52 123 | 70 523 | 35,30 | 172 387 | 218 892 | 26,98 |
| Macau | 0 | 114 | - | 0 | 1 087 | - |
| Papua New Guinea | 34 009 | 19 666 | -42,17 | 62 332 | 37 566 | -39,73 |
| Thailand | 1 628 837 | 1 647 756 | 1,16 | 4 127 879 | 4 443 163 | 7,64 |
| Singapore | 162 325 | 120 713 | -25,63 | 503 289 | 391 904 | -22,13 |
| Philippines | 1 564 630 | 2 122 447 | 35,65 | 4 336 611 | 5 449 365 | 25,66 |
| Malaysia | 665 950 | 1 131 236 | 69,87 | 1 631 894 | 2 517 497 | 54,27 |
| Myanmar | 121 614 | 66 903 | -44,99 | 329 150 | 185 546 | -43,63 |
| Cambodia | 5 133 | 6 245 | 21,66 | 29 874 | 24 817 | -16,93 |
| Brunei Darussalam | 47 925 | 38 418 | -19,84 | 159 062 | 143 358 | -9,87 |
| Lao People'S Dem. Rep. | 437 | 0 | -100,00 | 1 414 | 0 | -100,00 |
| Nepal | 0 | 1 250 | - | 0 | 5 387 | - |
| Bhutan | 0 | 109 | - | 0 | 523 | - |
| Vietnam | 615 852 | 993 940 | 61,39 | 1 447 959 | 2 121 096 | 46,49 |
| Maldives | 15 100 | 7 352 | -51,31 | 43 407 | 32 463 | -25,21 |
| India | 112 874 | 102 108 | -9,54 | 433 903 | 335 338 | -22,72 |
| Pakistan | 79 985 | 58 671 | -26,65 | 213 870 | 191 937 | -10,26 |
| Bangladesh | 66 948 | 29 795 | -55,50 | 214 812 | 118 028 | -45,06 |
| Sri Lanka | 39 202 | 38 245 | -2,44 | 57 610 | 63 152 | 9,62 |
| Iraq | 26 754 | 0 | -100,00 | 62 289 | 0 | -100,00 |
| Iran (Islamic Republic Of) | 6 846 | 9 283 | 35,60 | 29 252 | 27 767 | -5,08 |
| Saudi Arabia | 254 777 | 161 450 | -36,63 | 860 553 | 468 816 | -45,52 |
| Israel | 17 722 | 6 527 | -63,17 | 52 241 | 32 725 | -37,36 |
| Kuwait | 97 211 | 64 046 | -34,12 | 269 484 | 233 782 | -13,25 |
| Jordan | 112 252 | 66 109 | -41,11 | 258 643 | 139 535 | -46,05 |
| Lebanon | 32 358 | 11 355 | -64,91 | 66 309 | 22 596 | -65,92 |
| Palestina | 0 | 1 433 | - | 0 | 2 985 | - |
| Yemen | 136 418 | 29 152 | -78,63 | 235 067 | 66 810 | -71,58 |
| Oman | 40 098 | 19 548 | -51,25 | 90 821 | 42 225 | -53,51 |
| United Arab Emirates | 384 055 | 373 036 | -2,87 | 1 158 535 | 960 195 | -17,12 |
| Qatar | 114 | 17 377 | 15 209,83 | 250 | 49 341 | 19 636,51 |
| Bahrain | 48 185 | 22 788 | -52,71 | 159 879 | 75 027 | -53,07 |
| Egypt | 61 192 | 0 | -100,00 | 133 849 | 0 | -100,00 |
| Libyan Arab Jamahiriya | 17 374 | 14 582 | -16,07 | 31 658 | 29 094 | -8,10 |
| Algeria | 17 374 | 12 944 | -25,50 | 31 481 | 25 532 | -18,90 |
| Madagascar | 2 486 | 17 460 | 602,33 | 4 344 | 38 800 | 793,29 |
| Somalia | 0 | 9 286 | - | 0 | 27 860 | - |
| Kenya | 13 710 | 211 | -98,46 | 30 619 | 1 039 | -96,61 |
| Ghana | 21 120 | 19 462 | -7,85 | 45 750 | 49 346 | 7,86 |
| Nigeria | 160 394 | 0 | -100,00 | 354 081 | 0 | -100,00 |
| Benin | 40 708 | 0 | -100,00 | 77 492 | 0 | -100,00 |
| Burkina Faso | 22 000 | 44 000 | 100,00 | 52 938 | 108 275 | 104,53 |
| Gambia | 330 | 0 | -100,00 | 957 | 0 | -100,00 |
| Seychelles | 472 | 0 | -100,00 | 1 475 | 0 | -100,00 |
| Uganda | 0 | 888 | - | 0 | 2 320 | - |
| Niger | 0 | 22 000 | - | 0 | 52 938 | - |
| South Africa | 18 233 | 58 637 | 221,60 | 51 249 | 127 644 | 149,07 |
| Mauritius | 16 220 | 41 253 | 154,34 | 44 985 | 137 179 | 204,94 |
| Democratic Rep. Of The Congo | 31 756 | 31 756 | 0,00 | 66 409 | 66 409 | 0,00 |
| Australia | 83 177 | 98 178 | 18,04 | 280 133 | 380 697 | 35,90 |
| New Zealand | 0 | 699 | - | 0 | 2 621 | - |
| Northern Mariana Islands | 293 | 92 | -68,64 | 2 647 | 625 | -76,37 |
| Vanuatu | 5 602 | 22 461 | 300,95 | 15 478 | 43 618 | 181,81 |
| American Samoa | 0 | 444 | - | 0 | 1 262 | - |
| Fiji | 29 634 | 4 244 | -85,68 | 81 118 | 13 654 | -83,17 |
| Kiribati | 3 100 | 3 834 | 23,67 | 3 017 | 8 978 | 197,57 |
| Samoa | 1 615 | 2 559 | 58,44 | 7 913 | 12 699 | 60,47 |
| Solomon Islands | 187 124 | 294 919 | 57,61 | 179 862 | 241 319 | 34,17 |
| Tonga | 4 797 | 15 421 | 221,50 | 22 294 | 28 046 | 25,80 |
| East Timor | 223 356 | 203 822 | -8,75 | 279 367 | 266 522 | -4,60 |
| United States | 280 019 | 305 986 | 9,27 | 1 063 091 | 1 216 130 | 14,40 |
| Canada | 1 536 | 220 | -85,67 | 4 859 | 510 | -89,50 |
| Mexico | 1 464 | 0 | -100,00 | 4 030 | 0 | -100,00 |
| Panama | 4 920 | 4 455 | -9,45 | 18 652 | 20 375 | 9,24 |
| Suriname | 119 | 0 | -100,00 | 976 | 0 | -100,00 |
| Argentina | 0 | 10 083 | - | 0 | 42 410 | - |
| Brazil | 0 | 4 633 | - | 0 | 35 236 | - |
| Colombia | 0 | 5 258 | - | 0 | 26 482 | - |

**TABEL 6. PERKEMBANGAN EKSPOR INDONESIA MENURUT KOMODITI DAN NEGARA TUJUAN
JANUARI-FEBRUARI 2016 DAN 2017**

| KOMODITI / NEGARA TUJUAN | BERAT BERSIH (KG) | | PERUB | NILAI FOB (US \$) | | PERUB |
|--|-------------------|-------------------|--------------|-------------------|-------------------|---------------|
| | JAN-FEB 2016 | JAN-FEB 2017 | % | JAN-FEB 2016 | JAN-FEB 2017 | % |
| | (1) | (2) | (3) | (4) | (5) | (6) |
| Uruguay | 259 | 0 | -100,00 | 1 020 | 0 | -100,00 |
| Ecuador | 0 | 4 622 | - | 0 | 20 616 | - |
| Peru | 1 440 | 0 | -100,00 | 5 500 | 0 | -100,00 |
| Puerto Rico | 61 193 | 110 591 | 80,73 | 176 476 | 318 035 | 80,21 |
| United Kingdom | 432 | 17 452 | 3 939,78 | 1 151 | 42 345 | 3 579,60 |
| Netherlands | 45 621 | 19 240 | -57,83 | 200 405 | 60 316 | -69,90 |
| Germany, Fed. Rep. Of | 74 387 | 45 901 | -38,29 | 250 231 | 190 873 | -23,72 |
| Belgium | 2 | 0 | -100,00 | 4 | 0 | -100,00 |
| Denmark | 6 975 | 0 | -100,00 | 24 917 | 0 | -100,00 |
| Norway | 0 | 5 652 | - | 0 | 31 721 | - |
| Sweden | 15 864 | 21 780 | 37,30 | 90 938 | 147 435 | 62,13 |
| Finland | 500 | 0 | -100,00 | 3 535 | 0 | -100,00 |
| Italy | 41 265 | 15 315 | -62,89 | 140 091 | 53 862 | -61,55 |
| Spain | 38 528 | 953 | -97,53 | 88 545 | 7 409 | -91,63 |
| Greece | 4 119 | 0 | -100,00 | 14 010 | 0 | -100,00 |
| Uzbekistan | 20 | 0 | -100,00 | 35 | 0 | -100,00 |
| Georgia | 130 | 0 | -100,00 | 397 | 0 | -100,00 |
| Russia Federation | 5 383 | 18 184 | 237,82 | 19 776 | 64 768 | 227,51 |
| BUBUK KAKAO | 9 964 113 | 11 115 716 | 11,56 | 21 331 472 | 24 604 932 | 15,35 |
| Japan | 87 096 | 59 000 | -32,26 | 218 927 | 122 856 | -43,88 |
| Hongkong | 0 | 119 | - | 0 | 1 335 | - |
| Korea, Republic Of | 15 300 | 79 800 | 421,57 | 38 825 | 173 416 | 346,67 |
| Taiwan | 0 | 14 000 | - | 0 | 30 155 | - |
| China | 1 191 900 | 871 100 | -26,92 | 2 582 238 | 1 766 019 | -31,61 |
| Mongolia | 25 | 0 | -100,00 | 98 | 0 | -100,00 |
| Thailand | 554 266 | 527 612 | -4,81 | 1 117 602 | 1 220 285 | 9,19 |
| Singapore | 3 743 | 160 193 | 4 180,00 | 8 500 | 378 179 | 4 349,37 |
| Philippines | 1 416 725 | 1 403 825 | -0,91 | 2 787 057 | 3 325 535 | 19,32 |
| Malaysia | 746 401 | 1 557 323 | 108,64 | 1 692 798 | 3 466 701 | 104,79 |
| Vietnam | 240 000 | 314 011 | 30,84 | 454 516 | 725 946 | 59,72 |
| Maldives | 378 | 1 580 | 317,99 | 5 439 | 13 106 | 140,94 |
| India | 441 871 | 850 000 | 92,36 | 924 109 | 1 839 916 | 99,10 |
| Pakistan | 429 900 | 592 200 | 37,75 | 1 087 143 | 1 299 749 | 19,56 |
| Bangladesh | 32 000 | 44 500 | 39,06 | 66 698 | 95 281 | 42,85 |
| Sri Lanka | 112 000 | 128 750 | 14,96 | 214 816 | 297 950 | 38,70 |
| Iran (Islamic Republic Of) | 50 000 | 16 000 | -68,00 | 120 000 | 17 450 | -85,46 |
| Saudi Arabia | 31 150 | 14 000 | -55,06 | 56 753 | 31 104 | -45,19 |
| Kuwait | 14 000 | 0 | -100,00 | 42 200 | 0 | -100,00 |
| Lebanon | 11 700 | 14 000 | 19,66 | 29 738 | 26 626 | -10,47 |
| Yemen | 0 | 32 000 | - | 0 | 18 472 | - |
| Oman | 0 | 11 700 | - | 0 | 27 448 | - |
| Syria Arab Republic | 0 | 221 200 | - | 0 | 508 878 | - |
| Turkey | 256 200 | 329 200 | 28,49 | 655 890 | 772 661 | 17,80 |
| United Arab Emirates | 53 700 | 19 700 | -63,31 | 130 927 | 40 200 | -69,30 |
| Egypt | 470 400 | 316 000 | -32,82 | 1 234 949 | 677 808 | -45,11 |
| Morocco | 14 000 | 51 400 | 267,14 | 37 200 | 126 083 | 238,93 |
| Algeria | 150 000 | 0 | -100,00 | 201 500 | 0 | -100,00 |
| Kenya | 36 700 | 35 100 | -4,36 | 78 671 | 73 992 | -5,95 |
| Cameroon | 24 000 | 20 500 | -14,58 | 64 850 | 45 025 | -30,57 |
| South Africa | 356 300 | 269 500 | -24,36 | 699 068 | 642 481 | -8,09 |
| Australia | 667 615 | 534 236 | -19,98 | 1 436 490 | 1 237 408 | -13,86 |
| New Zealand | 72 000 | 107 700 | 49,58 | 162 711 | 243 920 | 49,91 |
| Samoa | 4 500 | 2 750 | -38,89 | 12 600 | 6 463 | -48,71 |
| United States | 35 535 | 437 645 | 1 131,58 | 74 026 | 1 097 915 | 1 383,15 |
| Canada | 0 | 198 000 | - | 0 | 429 892 | - |
| Mexico | 728 400 | 50 000 | -93,14 | 1 351 331 | 125 000 | -90,75 |
| Argentina | 100 000 | 0 | -100,00 | 190 150 | 0 | -100,00 |
| Brazil | 507 000 | 439 000 | -13,41 | 1 016 874 | 855 405 | -15,88 |
| Bolivia | 14 500 | 0 | -100,00 | 37 700 | 0 | -100,00 |
| Uruguay | 0 | 8 000 | - | 0 | 15 114 | - |
| Netherlands | 254 860 | 199 200 | -21,84 | 440 474 | 386 846 | -12,17 |
| Germany, Fed. Rep. Of | 408 000 | 796 | -99,80 | 1 180 491 | 26 160 | -97,78 |
| Belgium | 49 | 0 | -100,00 | 10 | 0 | -100,00 |
| Finland | 23 000 | 46 000 | 100,00 | 63 250 | 105 800 | 67,27 |
| Spain | 0 | 16 075 | - | 0 | 17 384 | - |
| Greece | 42 000 | 0 | -100,00 | 57 739 | 0 | -100,00 |
| Hungary | 32 000 | 63 500 | 98,44 | 64 054 | 108 880 | 69,98 |
| Bulgaria | 17 000 | 17 000 | 0,00 | 19 316 | 19 764 | 2,32 |
| Kyrgyzstan | 0 | 15 000 | - | 0 | 17 400 | - |
| Ukraine | 17 000 | 53 700 | 215,88 | 25 200 | 87 478 | 247,13 |
| Estonia | 300 | 351 000 | 116 900,00 | 360 | 895 666 | 248 696,11 |
| Georgia | 34 000 | 0 | -100,00 | 44 472 | 0 | -100,00 |
| Bosnia And Herzegovina | 0 | 17 000 | - | 0 | 22 950 | - |
| Russia Federation | 266 600 | 604 800 | 126,86 | 603 711 | 1 140 832 | 88,97 |
| SEREALIA YANG DIGILING ATAU DIBERSIHKAN | 73 703 047 | 75 441 176 | 2,36 | 14 103 486 | 12 419 507 | -11,94 |
| Japan | 696 240 | 510 420 | -26,69 | 116 852 | 87 107 | -25,46 |
| Hongkong | 418 | 0 | -100,00 | 1 578 | 0 | -100,00 |
| Korea, Republic Of | 20 316 000 | 14 696 000 | -27,66 | 3 871 838 | 2 306 425 | -40,43 |
| Taiwan | 25 225 | 50 150 | 98,81 | 4 853 | 8 926 | 83,91 |
| China | 517 500 | 3 508 100 | 577,89 | 128 184 | 684 159 | 433,73 |
| Thailand | 24 000 | 0 | -100,00 | 19 200 | 0 | -100,00 |
| Singapore | 0 | 3 | - | 0 | 2 | - |
| Philippines | 0 | 7 800 000 | - | 0 | 1 315 927 | - |
| Myanmar | 0 | 184 000 | - | 0 | 68 069 | - |

TABEL 6. PERKEMBANGAN EKSPOR INDONESIA MENURUT KOMODITI DAN NEGARA TUJUAN
JANUARI-FEBRUARI 2016 DAN 2017

| KOMODITI / NEGARA TUJUAN | BERAT BERSIH (KG) | | PERUB | NILAI FOB (US \$) | | PERUB |
|---------------------------------------|-------------------|------------------|---------------|-------------------|-------------------|--------------|
| | JAN-FEB 2016 | JAN-FEB 2017 | % | JAN-FEB 2016 | JAN-FEB 2017 | % |
| | (1) | (2) | (3) | (4) | (5) | (6) |
| Vietnam | 26 420 180 | 37 207 888 | 40,83 | 4 888 131 | 6 122 875 | 25,26 |
| India | 396 000 | 132 000 | -66,67 | 136 620 | 48 840 | -64,25 |
| Saudi Arabia | 24 200 000 | 11 002 570 | -54,53 | 4 565 000 | 1 652 570 | -63,80 |
| Turkey | 1 100 000 | 350 010 | -68,18 | 370 200 | 124 604 | -66,34 |
| East Timor | 7 484 | 35 | -99,53 | 1 030 | 4 | -99,64 |
| KEPITING DIOLAH ATAU DIAWETKAN | 808 906 | 1 061 375 | 31,21 | 12 298 188 | 17 505 875 | 42,35 |
| Japan | 5 928 | 0 | -100,00 | 25 995 | 0 | -100,00 |
| China | 18 | 2 | -91,43 | 16 | 2 | -85,48 |
| Thailand | 4 955 | 4 994 | 0,79 | 83 304 | 102 912 | 23,54 |
| Singapore | 0 | 3 878 | - | 0 | 58 474 | - |
| Malaysia | 14 313 | 2 992 | -79,09 | 113 664 | 43 198 | -62,00 |
| Lebanon | 1 008 | 1 415 | 40,42 | 21 780 | 46 824 | 114,99 |
| United Arab Emirates | 286 | 365 | 27,44 | 3 623 | 9 375 | 158,79 |
| Bahrain | 0 | 12 | - | 0 | 27 | - |
| Australia | 7 395 | 8 480 | 14,68 | 109 641 | 147 926 | 34,92 |
| United States | 680 416 | 867 551 | 27,50 | 11 110 464 | 15 726 662 | 41,55 |
| Canada | 18 641 | 22 966 | 23,20 | 139 655 | 289 258 | 107,12 |
| United Kingdom | 0 | 7 | - | 0 | 39 | - |
| Netherlands | 27 487 | 45 581 | 65,83 | 227 089 | 246 637 | 8,61 |
| France | 35 527 | 74 134 | 108,67 | 264 228 | 511 135 | 93,44 |
| Germany, Fed. Rep. Of | 0 | 510 | - | 0 | 5 761 | - |
| Belgium | 12 934 | 28 488 | 120,26 | 198 730 | 317 646 | 59,84 |
| IKAN DIGARAMI ATAU DIKERINGKAN | 1 803 024 | 1 608 975 | -10,76 | 6 321 350 | 8 840 251 | 39,85 |
| Japan | 966 738 | 570 358 | -41,00 | 4 202 674 | 4 959 078 | 18,00 |
| Hongkong | 38 311 | 68 448 | 78,66 | 279 802 | 1 112 361 | 297,55 |
| Korea, Republic Of | 56 704 | 100 695 | 77,58 | 512 778 | 901 663 | 75,84 |
| Taiwan | 39 505 | 110 471 | 179,64 | 192 073 | 93 387 | -51,38 |
| China | 0 | 10 337 | - | 0 | 109 035 | - |
| Papua New Guinea | 0 | 15 | - | 0 | 29 | - |
| Thailand | 13 002 | 1 120 | -91,38 | 76 699 | 4 868 | -93,65 |
| Singapore | 46 610 | 47 420 | 1,74 | 181 289 | 181 367 | 0,04 |
| Philippines | 311 | 0 | -100,00 | 25 852 | 0 | -100,00 |
| Malaysia | 72 711 | 76 084 | 4,64 | 103 333 | 195 799 | 89,48 |
| Vietnam | 112 116 | 80 085 | -28,57 | 135 441 | 67 820 | -49,93 |
| Sri Lanka | 323 245 | 493 926 | 52,80 | 453 157 | 895 384 | 97,59 |
| Australia | 715 | 255 | -64,34 | 6 933 | 2 937 | -57,63 |
| New Zealand | 13 600 | 15 000 | 10,29 | 70 510 | 78 000 | 10,62 |
| East Timor | 65 869 | 27 704 | -57,94 | 3 700 | 5 381 | 45,43 |
| United States | 51 408 | 2 557 | -95,03 | 49 304 | 26 941 | -45,36 |
| Canada | 2 179 | 0 | -100,00 | 27 805 | 0 | -100,00 |
| Russia Federation | 0 | 4 500 | - | 0 | 206 200 | - |
| KAYU MANIS BUBUK | 4 333 429 | 4 754 412 | 9,71 | 7 122 790 | 10 504 400 | 47,48 |
| Hongkong | 200 | 225 | 12,50 | 1 046 | 1 373 | 31,22 |
| Taiwan | 11 035 | 1 080 | -90,21 | 18 514 | 2 160 | -88,33 |
| China | 22 000 | 0 | -100,00 | 38 433 | 0 | -100,00 |
| Thailand | 52 301 | 33 100 | -36,71 | 79 563 | 65 121 | -18,15 |
| Singapore | 21 | 3 501 | 16 571,43 | 25 | 8 282 | 32 417,28 |
| Philippines | 12 000 | 0 | -100,00 | 26 100 | 0 | -100,00 |
| Malaysia | 31 620 | 65 000 | 105,57 | 36 931 | 98 600 | 166,98 |
| Vietnam | 236 120 | 25 600 | -89,16 | 347 651 | 66 061 | -81,00 |
| India | 61 020 | 66 000 | 8,16 | 111 146 | 182 545 | 64,24 |
| Israel | 0 | 12 800 | - | 0 | 2 944 | - |
| Oman | 27 000 | 0 | -100,00 | 32 905 | 0 | -100,00 |
| Turkey | 64 000 | 15 000 | -76,56 | 79 837 | 9 000 | -88,73 |
| United Arab Emirates | 5 000 | 77 000 | 1 440,00 | 7 700 | 74 813 | 871,60 |
| Libyan Arab Jamahiriya | 0 | 41 000 | - | 0 | 92 290 | - |
| Morocco | 27 000 | 0 | -100,00 | 36 670 | 0 | -100,00 |
| Algeria | 79 000 | 0 | -100,00 | 116 990 | 0 | -100,00 |
| South Africa | 23 200 | 0 | -100,00 | 39 500 | 0 | -100,00 |
| Australia | 114 320 | 56 910 | -50,22 | 223 454 | 142 919 | -36,04 |
| United States | 2 620 058 | 3 365 946 | 28,47 | 4 393 311 | 7 674 142 | 74,68 |
| Canada | 35 000 | 150 700 | 330,57 | 59 218 | 353 863 | 497,56 |
| Mexico | 0 | 22 000 | - | 0 | 7 040 | - |
| Guatemala | 15 000 | 30 000 | 100,00 | 35 071 | 90 900 | 159,19 |
| Brazil | 56 500 | 23 000 | -59,29 | 70 865 | 37 464 | -47,13 |
| Costa Rica | 1 000 | 0 | -100,00 | 1 750 | 0 | -100,00 |
| Norfolk Islands | 22 500 | 0 | -100,00 | 33 903 | 0 | -100,00 |
| United Kingdom | 24 000 | 16 000 | -33,33 | 33 692 | 31 108 | -7,67 |
| Netherlands | 366 000 | 310 950 | -15,04 | 556 980 | 649 505 | 16,61 |
| France | 75 000 | 50 000 | -33,33 | 134 951 | 97 167 | -28,00 |
| Germany, Fed. Rep. Of | 30 000 | 47 000 | 56,67 | 51 995 | 113 240 | 117,79 |
| Belgium | 30 000 | 5 000 | -83,33 | 59 419 | 10 741 | -81,92 |
| Sweden | 110 000 | 68 000 | -38,18 | 194 725 | 159 715 | -17,98 |
| Finland | 14 000 | 0 | -100,00 | 19 950 | 0 | -100,00 |
| Ireland | 625 | 0 | -100,00 | 1 641 | 0 | -100,00 |
| Italy | 0 | 15 000 | - | 0 | 46 255 | - |
| Spain | 65 000 | 8 000 | -87,69 | 96 125 | 16 230 | -83,12 |
| Portugal | 20 000 | 0 | -100,00 | 29 168 | 0 | -100,00 |
| Greece | 28 000 | 10 000 | -64,29 | 38 700 | 20 500 | -47,03 |
| Poland | 25 000 | 74 000 | 196,00 | 29 625 | 133 825 | 351,73 |
| Romania | 0 | 36 000 | - | 0 | 62 515 | - |
| Latvia | 0 | 37 900 | - | 0 | 96 794 | - |
| Estonia | 22 685 | 0 | -100,00 | 41 701 | 0 | -100,00 |
| Croatia | 24 | 13 000 | 54 066,67 | 30 000 | 24 050 | -19,83 |

**TABEL 6. PERKEMBANGAN EKSPOR INDONESIA MENURUT KOMODITI DAN NEGARA TUJUAN
JANUARI-FEBRUARI 2016 DAN 2017**

| KOMODITI / NEGARA TUJUAN | BERAT BERSIH (KG) | | PERUB | NILAI FOB (US \$) | | PERUB |
|-------------------------------|-------------------|-------------------|---------------|-------------------|------------------|---------------|
| | JAN-FEB 2016 | JAN-FEB 2017 | % | JAN-FEB 2016 | JAN-FEB 2017 | % |
| | (1) | (2) | (3) | (4) | (5) | (6) |
| Slovakia | 0 | 12 000 | - | 0 | 25 500 | - |
| Russia Federation | 7 200 | 62 700 | 770,83 | 13 536 | 107 740 | 695,95 |
| TETES PEMURNIAN GULA | 13 183 955 | 43 872 853 | 232,77 | 1 751 298 | 5 462 200 | 211,89 |
| Hongkong | 1 271 | 1 824 | 43,54 | 3 065 | 2 272 | -25,87 |
| Korea, Republic Of | 0 | 2 800 | - | 0 | 200 | - |
| Taiwan | 225 | 71 | -68,58 | 643 | 143 | -77,79 |
| Singapore | 2 616 | 2 697 | 3,10 | 5 476 | 5 712 | 4,32 |
| Philippines | 12 287 540 | 37 103 995 | 201,96 | 1 572 579 | 4 453 749 | 183,21 |
| Malaysia | 0 | 486 | - | 0 | 4 199 | - |
| Vietnam | 0 | 6 100 273 | - | 0 | 723 663 | - |
| Kenya | 0 | 11 792 | - | 0 | 84 770 | - |
| Mozambique | 0 | 10 800 | - | 0 | 48 150 | - |
| Nigeria | 10 800 | 175 | -98,38 | 52 650 | 884 | -98,32 |
| Sierra Leone | 0 | 10 800 | - | 0 | 48 150 | - |
| New Zealand | 880 000 | 627 140 | -28,73 | 113 520 | 90 308 | -20,45 |
| East Timor | 318 | 0 | -100,00 | 1 909 | 0 | -100,00 |
| Canada | 1 184 | 0 | -100,00 | 1 457 | 0 | -100,00 |
| JUS BUAH DAN SAYURAN | 1 820 543 | 4 188 321 | 130,06 | 3 875 666 | 7 563 406 | 95,15 |
| Japan | 22 285 | 19 355 | -13,15 | 87 813 | 72 242 | -17,73 |
| Hongkong | 30 900 | 44 012 | 42,43 | 56 167 | 56 284 | 0,21 |
| Korea, Republic Of | 1 000 | 0 | -100,00 | 3 400 | 0 | -100,00 |
| Taiwan | 196 | 196 | 0,13 | 271 | 160 | -41,18 |
| China | 25 313 | 824 | -96,74 | 15 195 | 1 701 | -88,81 |
| Papua New Guinea | 79 533 | 375 547 | 372,19 | 58 993 | 270 573 | 358,65 |
| Thailand | 0 | 271 560 | - | 0 | 55 823 | - |
| Singapore | 114 527 | 47 742 | -58,31 | 386 290 | 85 336 | -77,91 |
| Malaysia | 42 630 | 0 | -100,00 | 26 911 | 0 | -100,00 |
| Brunei Darussalam | 2 631 | 13 756 | 422,84 | 6 068 | 7 571 | 24,76 |
| Pakistan | 38 500 | 116 460 | 202,49 | 76 174 | 263 672 | 246,15 |
| Sri Lanka | 18 830 | 37 660 | 100,00 | 66 072 | 67 191 | 1,69 |
| Iran (Islamic Republic Of) | 20 982 | 0 | -100,00 | 71 339 | 0 | -100,00 |
| Saudi Arabia | 277 928 | 447 042 | 60,85 | 494 366 | 913 310 | 84,74 |
| Israel | 20 942 | 41 884 | 100,00 | 25 901 | 57 628 | 122,50 |
| Kuwait | 0 | 18 830 | - | 0 | 36 596 | - |
| Lebanon | 0 | 83 928 | - | 0 | 128 701 | - |
| Turkey | 0 | 41 964 | - | 0 | 111 989 | - |
| United Arab Emirates | 24 | 75 332 | 313 783,33 | 21 | 154 642 | 736 289,76 |
| Egypt | 0 | 100 536 | - | 0 | 208 536 | - |
| Australia | 23 250 | 144 011 | 519,40 | 82 190 | 368 865 | 348,80 |
| New Zealand | 86 334 | 85 948 | -0,45 | 246 011 | 165 154 | -32,87 |
| Vanuatu | 1 050 | 0 | -100,00 | 535 | 0 | -100,00 |
| American Samoa | 0 | 524 | - | 0 | 344 | - |
| Kiribati | 16 740 | 18 103 | 8,14 | 4 106 | 8 545 | 108,09 |
| Solomon Islands | 7 728 | 0 | -100,00 | 4 186 | 0 | -100,00 |
| Tonga | 9 689 | 0 | -100,00 | 30 316 | 0 | -100,00 |
| East Timor | 193 855 | 138 795 | -28,40 | 59 843 | 58 558 | -2,15 |
| United States | 402 420 | 582 220 | 44,68 | 1 129 270 | 1 471 555 | 30,31 |
| Canada | 0 | 74 376 | - | 0 | 181 869 | - |
| Puerto Rico | 0 | 152 269 | - | 0 | 330 578 | - |
| United Kingdom | 83 788 | 42 900 | -48,80 | 245 974 | 131 363 | -46,59 |
| Netherlands | 278 472 | 965 347 | 246,66 | 624 057 | 1 841 800 | 195,13 |
| France | 0 | 85 800 | - | 0 | 198 317 | - |
| Germany, Fed. Rep. Of | 13 | 0 | -100,00 | 8 | 0 | -100,00 |
| Belgium | 0 | 83 928 | - | 0 | 151 507 | - |
| Spain | 20 982 | 20 982 | 0,00 | 74 189 | 43 469 | -41,41 |
| Portugal | 0 | 56 490 | - | 0 | 119 527 | - |
| GLUKOSA DAN SEJENISNYA | 2 881 699 | 4 496 737 | 56,04 | 3 870 581 | 6 982 364 | 80,40 |
| Japan | 24 114 | 2 580 | -89,30 | 33 339 | 4 990 | -85,03 |
| Hongkong | 5 312 | 25 775 | 385,22 | 9 039 | 26 371 | 191,75 |
| Korea, Republic Of | 129 690 | 40 360 | -68,88 | 188 213 | 88 367 | -53,05 |
| Taiwan | 18 296 | 11 204 | -38,77 | 28 874 | 10 818 | -62,53 |
| China | 2 103 | 510 | -75,75 | 4 568 | 1 081 | -76,34 |
| Papua New Guinea | 0 | 810 | - | 0 | 93 | - |
| Thailand | 107 250 | 8 000 | -92,54 | 91 685 | 27 900 | -69,57 |
| Singapore | 78 353 | 125 993 | 60,80 | 102 302 | 150 346 | 46,96 |
| Philippines | 324 | 2 645 | 717,09 | 2 338 | 9 047 | 286,90 |
| Malaysia | 176 379 | 176 804 | 0,24 | 133 004 | 165 546 | 24,47 |
| Brunei Darussalam | 653 | 120 | -81,62 | 1 284 | 1 046 | -18,49 |
| Vietnam | 5 644 | 48 100 | 752,20 | 27 220 | 31 204 | 14,63 |
| Maldives | 99 | 1 386 | 1 306,16 | 3 225 | 2 129 | -34,01 |
| India | 1 100 | 1 100 | 0,00 | 3 190 | 3 190 | 0,00 |
| Sri Lanka | 20 000 | 3 000 | -85,00 | 56 000 | 6 750 | -87,95 |
| Saudi Arabia | 2 568 | 7 080 | 175,70 | 4 815 | 16 463 | 241,91 |
| Kuwait | 0 | 675 | - | 0 | 2 442 | - |
| Jordan | 0 | 406 | - | 0 | 1 460 | - |
| Lebanon | 0 | 1 000 | - | 0 | 3 311 | - |
| United Arab Emirates | 524 | 2 913 | 455,57 | 1 783 | 3 408 | 91,19 |
| Nigeria | 10 490 | 19 503 | 85,92 | 3 027 | 10 402 | 243,63 |
| South Africa | 28 120 | 1 425 | -94,93 | 26 754 | 4 090 | -84,71 |
| Australia | 88 994 | 74 470 | -16,32 | 179 813 | 197 415 | 9,79 |
| New Zealand | 0 | 10 506 | - | 0 | 31 516 | - |
| Fiji | 46 000 | 24 000 | -47,83 | 29 430 | 14 640 | -50,25 |
| East Timor | 15 456 | 1 484 | -90,40 | 12 734 | 817 | -93,59 |
| United States | 1 778 367 | 2 799 465 | 57,42 | 2 204 862 | 3 484 559 | 58,04 |

**TABEL 6. PERKEMBANGAN EKSPOR INDONESIA MENURUT KOMODITI DAN NEGARA TUJUAN
JANUARI-FEBRUARI 2016 DAN 2017**

| KOMODITI / NEGARA TUJUAN | BERAT BERSIH (KG) | | PERUB | NILAI FOB (US \$) | | PERUB |
|---|-------------------|-------------------|---------------|-------------------|------------------|---------------|
| | JAN-FEB 2016 | JAN-FEB 2017 | % | JAN-FEB 2016 | JAN-FEB 2017 | % |
| | (1) | (2) | (3) | (4) | (5) | (6) |
| Canada | 90 976 | 112 592 | 23,76 | 122 012 | 212 648 | 74,28 |
| Mexico | 17 300 | 44 000 | 154,34 | 39 617 | 69 500 | 75,43 |
| Brazil | 11 200 | 160 608 | 1 334,00 | 27 776 | 347 505 | 1 151,10 |
| Ecuador | 10 005 | 0 | -100,00 | 26 013 | 0 | -100,00 |
| United Kingdom | 10 184 | 84 605 | 730,75 | 44 592 | 251 687 | 464,42 |
| Netherlands | 56 895 | 460 597 | 709,56 | 104 968 | 1 114 609 | 961,85 |
| Germany, Fed. Rep. Of | 27 570 | 87 136 | 216,06 | 67 312 | 250 534 | 272,20 |
| Belgium | 52 018 | 44 364 | -14,71 | 115 072 | 155 632 | 35,25 |
| Finland | 12 940 | 3 000 | -76,82 | 52 725 | 9 000 | -82,93 |
| Italy | 0 | 12 420 | - | 0 | 27 076 | - |
| Spain | 0 | 2 520 | - | 0 | 7 711 | - |
| Portugal | 10 000 | 10 000 | 0,00 | 26 500 | 26 500 | 0,00 |
| Greece | 13 000 | 25 000 | 92,31 | 27 300 | 65 000 | 138,10 |
| Hungary | 0 | 10 000 | - | 0 | 21 480 | - |
| Poland | 0 | 29 000 | - | 0 | 71 500 | - |
| Bulgaria | 0 | 6 000 | - | 0 | 13 800 | - |
| Lithuania | 22 800 | 0 | -100,00 | 51 300 | 0 | -100,00 |
| Estonia | 1 800 | 0 | -100,00 | 6 210 | 0 | -100,00 |
| Slovenia | 1 800 | 3 000 | 66,67 | 5 010 | 9 089 | 81,41 |
| Czech Republic | 3 000 | 5 000 | 66,67 | 5 850 | 15 000 | 156,41 |
| Russia Federation | 375 | 3 606 | 861,60 | 825 | 10 293 | 1 147,64 |
| Serbia | 0 | 1 975 | - | 0 | 4 401 | - |
| BUAH DAN SAYUR BEKU | 2 041 801 | 2 056 425 | 0,72 | 3 153 038 | 3 193 903 | 1,30 |
| Japan | 989 861 | 1 382 954 | 39,71 | 1 696 514 | 2 270 641 | 33,84 |
| Hongkong | 0 | 950 | - | 0 | 2 681 | - |
| Korea, Republic Of | 250 752 | 150 167 | -40,11 | 363 636 | 218 657 | -39,87 |
| China | 0 | 10 003 | - | 0 | 15 934 | - |
| Thailand | 26 000 | 31 840 | 22,46 | 41 250 | 56 470 | 36,90 |
| Singapore | 245 880 | 88 631 | -63,95 | 322 213 | 155 339 | -51,79 |
| Malaysia | 86 200 | 131 806 | 52,91 | 94 618 | 118 097 | 24,81 |
| Vietnam | 20 | 0 | -100,00 | 20 | 0 | -100,00 |
| India | 500 | 5 200 | 940,00 | 1 180 | 15 701 | 1 230,55 |
| Saudi Arabia | 4 409 | 7 660 | 73,71 | 2 409 | 2 600 | 7,92 |
| United Arab Emirates | 54 152 | 27 108 | -49,94 | 73 498 | 39 204 | -46,66 |
| Qatar | 384 | 0 | -100,00 | 1 723 | 0 | -100,00 |
| Australia | 8 600 | 17 277 | 100,90 | 19 938 | 38 536 | 93,28 |
| New Zealand | 25 000 | 12 000 | -52,00 | 10 000 | 15 000 | 50,00 |
| Christmas Islands | 22 | 0 | -100,00 | 23 | 0 | -100,00 |
| East Timor | 70 000 | 0 | -100,00 | 159 002 | 0 | -100,00 |
| United States | 122 015 | 84 680 | -30,60 | 148 591 | 80 845 | -45,59 |
| Canada | 20 884 | 0 | -100,00 | 37 591 | 0 | -100,00 |
| United Kingdom | 0 | 22 692 | - | 0 | 16 590 | - |
| Netherlands | 69 622 | 23 000 | -66,96 | 115 277 | 51 030 | -55,73 |
| Belgium | 5 500 | 18 458 | 235,60 | 14 300 | 55 822 | 290,36 |
| Russia Federation | 62 000 | 42 000 | -32,26 | 51 255 | 40 755 | -20,49 |
| KERUPUK, KERIPIK, PEYEK DAN SEJENISNYA | 3 900 453 | 3 133 114 | -19,67 | 7 063 037 | 6 357 941 | -9,98 |
| Japan | 11 114 | 0 | -100,00 | 49 022 | 0 | -100,00 |
| Hongkong | 73 396 | 45 703 | -37,73 | 182 090 | 139 793 | -23,23 |
| Korea, Republic Of | 115 196 | 284 293 | 146,79 | 293 422 | 726 299 | 147,53 |
| Taiwan | 117 117 | 84 542 | -27,81 | 138 229 | 86 112 | -37,70 |
| China | 50 900 | 83 246 | 63,55 | 163 754 | 268 645 | 64,05 |
| Papua New Guinea | 1 810 | 500 | -72,35 | 3 644 | 284 | -92,20 |
| Singapore | 79 139 | 111 519 | 40,92 | 121 200 | 149 161 | 23,07 |
| Philippines | 0 | 3 235 | - | 0 | 9 706 | - |
| Malaysia | 1 211 008 | 807 835 | -33,29 | 679 709 | 683 981 | 0,63 |
| Brunei Darussalam | 27 991 | 30 779 | 9,96 | 31 059 | 32 344 | 4,14 |
| Nepal | 21 852 | 0 | -100,00 | 43 721 | 0 | -100,00 |
| Maldives | 840 | 177 | -78,98 | 4 873 | 417 | -91,45 |
| India | 77 157 | 64 440 | -16,48 | 36 841 | 28 998 | -21,29 |
| Sri Lanka | 101 231 | 101 078 | -0,15 | 101 524 | 145 536 | 43,35 |
| Saudi Arabia | 154 378 | 151 475 | -1,88 | 394 783 | 438 078 | 10,97 |
| Yemen | 0 | 8 514 | - | 0 | 4 998 | - |
| United Arab Emirates | 35 439 | 15 357 | -56,66 | 46 744 | 18 612 | -60,18 |
| Qatar | 12 176 | 0 | -100,00 | 21 944 | 0 | -100,00 |
| Tunisia | 15 725 | 0 | -100,00 | 38 526 | 0 | -100,00 |
| Seychelles | 4 263 | 4 004 | -6,06 | 29 529 | 21 871 | -25,93 |
| Australia | 169 500 | 123 110 | -27,37 | 408 383 | 325 152 | -20,38 |
| New Zealand | 48 960 | 24 480 | -50,00 | 86 659 | 45 288 | -47,74 |
| Vanuatu | 0 | 240 | - | 0 | 441 | - |
| Solomon Islands | 0 | 2 070 | - | 0 | 5 693 | - |
| East Timor | 117 433 | 92 163 | -21,52 | 122 081 | 84 250 | -30,99 |
| United States | 30 857 | 56 229 | 82,23 | 129 818 | 223 768 | 72,37 |
| Suriname | 13 600 | 0 | -100,00 | 36 954 | 0 | -100,00 |
| United Kingdom | 312 917 | 264 416 | -15,50 | 908 664 | 734 228 | -19,20 |
| Netherlands | 953 175 | 668 459 | -29,87 | 2 652 872 | 1 895 397 | -28,55 |
| France | 0 | 25 500 | - | 0 | 75 990 | - |
| Germany, Fed. Rep. Of | 29 130 | 58 260 | 100,00 | 84 822 | 167 820 | 97,85 |
| Belgium | 7 050 | 0 | -100,00 | 16 365 | 0 | -100,00 |
| Switzerland | 0 | 25 | - | 0 | 30 | - |
| Norway | 0 | 44 | - | 0 | 206 | - |
| Ireland | 107 100 | 21 420 | -80,00 | 235 805 | 44 845 | -80,98 |
| TEPUNG TERIGU | 12 439 495 | 14 672 273 | 17,95 | 5 409 016 | 3 920 931 | -27,51 |
| Japan | 180 050 | 200 | -99,89 | 117 100 | 60 | -99,95 |

**TABEL 6. PERKEMBANGAN EKSPOR INDONESIA MENURUT KOMODITI DAN NEGARA TUJUAN
JANUARI-FEBRUARI 2016 DAN 2017**

| KOMODITI / NEGARA TUJUAN | BERAT BERSIH (KG) | | PERUB | NILAI FOB (US \$) | | PERUB |
|---|-------------------|------------------|---------------|-------------------|------------------|--------------|
| | JAN-FEB 2016 | JAN-FEB 2017 | % | JAN-FEB 2016 | JAN-FEB 2017 | % |
| (1) | (2) | (3) | (4) | (5) | (6) | (7) |
| Hongkong | 24 201 | 18 180 | -24,88 | 17 077 | 8 440 | -50,58 |
| Korea, Republic Of | 1 265 780 | 709 540 | -43,94 | 563 718 | 297 712 | -47,19 |
| Taiwan | 1 340 | 2 780 | 107,46 | 412 | 552 | 34,14 |
| China | 0 | 246 | - | 0 | 191 | - |
| Papua New Guinea | 3 906 250 | 323 940 | -91,71 | 1 556 741 | 83 887 | -94,61 |
| Thailand | 38 000 | 90 500 | 138,16 | 19 068 | 36 631 | 92,10 |
| Singapore | 390 751 | 256 414 | -34,38 | 172 061 | 104 650 | -39,18 |
| Philippines | 4 095 250 | 2 803 500 | -31,54 | 1 741 455 | 989 225 | -43,20 |
| Malaysia | 322 000 | 296 090 | -8,05 | 102 465 | 104 642 | 2,12 |
| Myanmar | 69 000 | 115 000 | 66,67 | 30 157 | 42 371 | 40,50 |
| Brunei Darussalam | 68 800 | 24 000 | -65,12 | 45 549 | 16 000 | -64,87 |
| Vietnam | 0 | 8 000 000 | - | 0 | 1 288 000 | - |
| Maldives | 24 000 | 0 | -100,00 | 11 400 | 0 | -100,00 |
| Australia | 2 547 | 3 257 | 27,88 | 2 983 | 4 596 | 54,04 |
| Vanuatu | 0 | 47 750 | - | 0 | 15 758 | - |
| Fiji | 7 930 | 0 | -100,00 | 16 274 | 0 | -100,00 |
| East Timor | 2 025 383 | 1 963 187 | -3,07 | 969 578 | 885 915 | -8,63 |
| United States | 0 | 12 | - | 0 | 30 | - |
| Canada | 750 | 0 | -100,00 | 290 | 0 | -100,00 |
| Netherlands | 17 463 | 17 647 | 1,06 | 42 688 | 42 271 | -0,98 |
| Denmark | 0 | 31 | - | 0 | 1 | - |
| KARAGINAN | 720 311 | 865 681 | 20,18 | 4 557 001 | 5 082 451 | 11,53 |
| Japan | 47 002 | 67 900 | 44,46 | 603 854 | 751 949 | 24,52 |
| Taiwan | 0 | 5 200 | - | 0 | 67 444 | - |
| China | 25 000 | 1 | -100,00 | 124 000 | 5 | -100,00 |
| Thailand | 17 325 | 15 600 | -9,96 | 98 607 | 84 660 | -14,14 |
| Philippines | 0 | 102 000 | - | 0 | 421 415 | - |
| Malaysia | 8 | 41 | 415,25 | 189 | 999 | 427,19 |
| Vietnam | 9 950 | 6 500 | -34,67 | 67 541 | 44 825 | -33,63 |
| India | 3 600 | 1 000 | -72,22 | 73 000 | 20 100 | -72,47 |
| Turkey | 0 | 14 000 | - | 0 | 70 571 | - |
| Australia | 40 025 | 48 400 | 20,92 | 190 357 | 205 420 | 7,91 |
| United States | 125 800 | 106 504 | -15,34 | 679 892 | 540 275 | -20,54 |
| Argentina | 0 | 25 000 | - | 0 | 112 500 | - |
| Brazil | 65 000 | 0 | -100,00 | 391 990 | 0 | -100,00 |
| Uruguay | 0 | 3 000 | - | 0 | 15 000 | - |
| United Kingdom | 39 600 | 52 000 | 31,31 | 191 924 | 257 638 | 34,24 |
| Netherlands | 130 000 | 120 000 | -7,69 | 699 400 | 612 000 | -12,50 |
| France | 36 000 | 56 000 | 55,56 | 185 400 | 263 651 | 42,21 |
| Germany, Fed. Rep. Of | 60 000 | 57 525 | -4,13 | 373 400 | 280 598 | -24,85 |
| Belgium | 1 | 0 | -100,00 | 1 | 0 | -100,00 |
| Denmark | 98 200 | 100 000 | 1,83 | 738 263 | 936 400 | 26,84 |
| Spain | 0 | 40 000 | - | 0 | 168 000 | - |
| Poland | 1 800 | 10 | -99,44 | 25 182 | 1 | -100,00 |
| Ukraine | 0 | 5 000 | - | 0 | 25 000 | - |
| Russia Federation | 20 000 | 40 000 | 100,00 | 107 600 | 204 000 | 89,59 |
| Serbia | 1 000 | 0 | -100,00 | 6 400 | 0 | -100,00 |
| BIJI PALA, BUNGA PALA DAN KAPULAGA BUBUK | 489 045 | 777 843 | 59,05 | 4 888 153 | 6 120 811 | 25,22 |
| Japan | 12 000 | 16 150 | 34,58 | 152 300 | 207 735 | 36,40 |
| Hongkong | 40 | 33 | -16,63 | 288 | 506 | 75,91 |
| Korea, Republic Of | 0 | 1 000 | - | 0 | 9 350 | - |
| Taiwan | 0 | 100 | - | 0 | 1 942 | - |
| China | 3 | 1 | -61,54 | 15 | 1 | -93,33 |
| Papua New Guinea | 1 | 0 | -100,00 | 2 | 0 | -100,00 |
| Singapore | 5 | 10 | 100,00 | 20 | 37 | 87,89 |
| Malaysia | 400 | 13 470 | 3 267,50 | 129 | 166 998 | 129 441,17 |
| Vietnam | 3 000 | 111 340 | 3 611,33 | 10 617 | 404 234 | 3 707,60 |
| India | 70 700 | 58 800 | -16,83 | 671 015 | 541 200 | -19,35 |
| Egypt | 400 | 0 | -100,00 | 24 000 | 0 | -100,00 |
| Mauritius | 0 | 9 | - | 0 | 97 | - |
| Australia | 1 700 | 30 800 | 1 711,76 | 32 190 | 193 905 | 502,38 |
| United States | 124 381 | 155 713 | 25,19 | 1 064 525 | 1 200 814 | 12,80 |
| Canada | 0 | 3 400 | - | 0 | 46 760 | - |
| United Kingdom | 33 860 | 19 960 | -41,05 | 408 016 | 191 461 | -53,08 |
| Netherlands | 118 004 | 131 100 | 11,10 | 1 188 406 | 1 204 549 | 1,36 |
| France | 26 000 | 2 | -99,99 | 360 863 | 1 | -100,00 |
| Germany, Fed. Rep. Of | 45 000 | 96 000 | 113,33 | 442 405 | 873 113 | 97,36 |
| Belgium | 16 202 | 47 550 | 193,48 | 131 748 | 379 364 | 187,95 |
| Denmark | 0 | 6 000 | - | 0 | 47 455 | - |
| Ireland | 3 000 | 0 | -100,00 | 39 078 | 0 | -100,00 |
| Italy | 20 350 | 61 105 | 200,27 | 227 038 | 490 127 | 115,88 |
| Spain | 14 000 | 0 | -100,00 | 135 500 | 0 | -100,00 |
| Portugal | 0 | 10 000 | - | 0 | 23 150 | - |
| Poland | 0 | 6 000 | - | 0 | 76 500 | - |
| Ukraine | 0 | 5 000 | - | 0 | 21 912 | - |
| Lithuania | 0 | 2 000 | - | 0 | 19 000 | - |
| Slovakia | 0 | 2 300 | - | 0 | 20 600 | - |
| KOPRA | 3 277 388 | 2 419 647 | -26,17 | 2 616 637 | 2 579 216 | -1,43 |
| Philippines | 1 550 000 | 1 600 025 | 3,23 | 992 000 | 1 571 224 | 58,39 |
| Pakistan | 10 330 | 0 | -100,00 | 8 264 | 0 | -100,00 |
| Bangladesh | 1 717 058 | 819 622 | -52,27 | 1 616 373 | 1 007 992 | -37,64 |

**TABEL 6. PERKEMBANGAN EKSPOR INDONESIA MENURUT KOMODITI DAN NEGARA TUJUAN
JANUARI-FEBRUARI 2016 DAN 2017**

| KOMODITI / NEGARA TUJUAN | BERAT BERSIH (KG) | | PERUB | NILAI FOB (US \$) | | PERUB |
|---|-------------------|------------------|--------------|-------------------|------------------|---------------|
| | JAN-FEB 2016 | JAN-FEB 2017 | % | JAN-FEB 2016 | JAN-FEB 2017 | % |
| (1) | (2) | (3) | (4) | (5) | (6) | (7) |
| TEPUNG IKAN & BIOTA AIR LAYAK KONSUMSI | 645 076 | 982 223 | 52,26 | 5 766 068 | 9 037 379 | 56,73 |
| Japan | 155 052 | 91 902 | -40,73 | 1 470 290 | 781 028 | -46,88 |
| Hongkong | 6 696 | 19 754 | 195,01 | 84 875 | 195 158 | 129,94 |
| Taiwan | 0 | 10 | - | 0 | 80 | - |
| Thailand | 0 | 3 954 | - | 0 | 19 476 | - |
| Singapore | 12 600 | 11 720 | -6,98 | 115 439 | 103 136 | -10,66 |
| Malaysia | 21 974 | 100 | -99,54 | 15 382 | 500 | -96,75 |
| East Timor | 1 400 | 200 | -85,71 | 4 206 | 400 | -90,49 |
| United States | 435 105 | 797 847 | 83,37 | 3 954 876 | 7 414 364 | 87,47 |
| United Kingdom | 0 | 10 206 | - | 0 | 90 223 | - |
| Germany, Fed. Rep. Of | 12 250 | 14 175 | 15,71 | 121 000 | 165 700 | 36,94 |
| Belgium | 0 | 32 352 | - | 0 | 267 287 | - |
| Italy | 0 | 3 | - | 0 | 26 | - |
| MINYAK MAKAN DAN LEMAK NABATI DAN HEWANI LAINNYA | 8 228 689 | 9 897 514 | 20,28 | 6 915 548 | 6 033 680 | -12,75 |
| Japan | 60 800 | 0 | -100,00 | 255 996 | 0 | -100,00 |
| Hongkong | 18 000 | 40 070 | 122,61 | 12 630 | 21 910 | 73,47 |
| Korea, Republic Of | 581 360 | 871 780 | 49,96 | 218 853 | 386 001 | 76,37 |
| Taiwan | 36 260 | 18 130 | -50,00 | 11 839 | 7 252 | -38,74 |
| China | 822 980 | 598 694 | -27,25 | 234 274 | 323 276 | 37,99 |
| Singapore | 53 460 | 78 320 | 46,50 | 11 262 | 43 483 | 286,10 |
| Philippines | 62 250 | 90 000 | 44,58 | 43 488 | 84 008 | 93,18 |
| Malaysia | 429 | 61 540 | 14 244,99 | 1 081 | 12 308 | 1 038,49 |
| Vietnam | 316 000 | 252 000 | -20,25 | 214 251 | 231 475 | 8,04 |
| India | 222 000 | 0 | -100,00 | 85 445 | 0 | -100,00 |
| Pakistan | 219 500 | 386 650 | 76,15 | 83 233 | 191 110 | 129,61 |
| Bangladesh | 0 | 181 300 | - | 0 | 108 876 | - |
| Iran (Islamic Republic Of) | 95 000 | 0 | -100,00 | 39 950 | 0 | -100,00 |
| Israel | 1 520 | 18 000 | 1 084,21 | 6 414 | 16 659 | 159,71 |
| Turkey | 79 000 | 111 400 | 41,01 | 33 674 | 79 948 | 137,42 |
| Mozambique | 0 | 57 730 | - | 0 | 36 223 | - |
| Nigeria | 0 | 562 600 | - | 0 | 321 064 | - |
| South Africa | 0 | 300 000 | - | 0 | 144 000 | - |
| United States | 164 680 | 0 | -100,00 | 632 554 | 0 | -100,00 |
| Mexico | 49 500 | 0 | -100,00 | 35 220 | 0 | -100,00 |
| Guatemala | 0 | 18 000 | - | 0 | 16 405 | - |
| Nicaragua | 18 000 | 0 | -100,00 | 11 414 | 0 | -100,00 |
| Chile | 396 000 | 0 | -100,00 | 241 560 | 0 | -100,00 |
| Brazil | 432 000 | 324 000 | -25,00 | 301 422 | 301 320 | -0,03 |
| Colombia | 58 000 | 18 000 | -68,97 | 36 988 | 16 502 | -55,39 |
| Peru | 0 | 18 000 | - | 0 | 16 225 | - |
| United Kingdom | 553 700 | 1 875 040 | 238,64 | 275 750 | 1 219 200 | 342,14 |
| Netherlands | 3 733 730 | 3 922 260 | 5,05 | 3 885 124 | 2 383 395 | -38,65 |
| Germany, Fed. Rep. Of | 3 420 | 0 | -100,00 | 14 432 | 0 | -100,00 |
| Italy | 17 100 | 0 | -100,00 | 72 732 | 0 | -100,00 |
| Spain | 0 | 40 000 | - | 0 | 24 800 | - |
| Poland | 162 000 | 18 000 | -88,89 | 109 917 | 15 732 | -85,69 |
| Bulgaria | 36 000 | 0 | -100,00 | 22 824 | 0 | -100,00 |
| Slovenia | 36 000 | 36 000 | 0,00 | 23 220 | 32 508 | 40,00 |
| LADA BUBUK | 457 387 | 417 035 | -8,82 | 3 570 397 | 2 773 227 | -22,33 |
| Japan | 75 780 | 70 680 | -6,73 | 785 699 | 633 948 | -19,31 |
| Hongkong | 360 | 720 | 100,00 | 13 500 | 17 895 | 32,56 |
| Taiwan | 720 | 480 | -33,39 | 27 000 | 7 681 | -71,55 |
| China | 0 | 71 | - | 0 | 36 | - |
| Papua New Guinea | 3 | 0 | -100,00 | 4 | 0 | -100,00 |
| Singapore | 20 | 1 892 | 9 360,00 | 35 | 14 418 | 40 859,22 |
| Philippines | 340 | 0 | -100,00 | 4 855 | 0 | -100,00 |
| Malaysia | 453 | 482 | 6,49 | 7 653 | 3 115 | -59,29 |
| Vietnam | 0 | 15 000 | - | 0 | 6 000 | - |
| Saudi Arabia | 85 075 | 46 550 | -45,28 | 501 432 | 274 366 | -45,28 |
| United Arab Emirates | 0 | 3 264 | - | 0 | 15 014 | - |
| Egypt | 0 | 13 875 | - | 0 | 81 779 | - |
| Sudan | 2 800 | 1 350 | -51,79 | 16 503 | 7 957 | -51,79 |
| Nigeria | 165 000 | 150 000 | -9,09 | 699 435 | 635 850 | -9,09 |
| Central African Republic | 0 | 1 000 | - | 0 | 7 600 | - |
| Mauritius | 0 | 100 | - | 0 | 980 | - |
| Australia | 4 002 | 2 505 | -37,41 | 28 278 | 19 203 | -32,09 |
| East Timor | 5 710 | 3 561 | -37,64 | 9 955 | 3 345 | -66,40 |
| United States | 0 | 4 | - | 0 | 7 | - |
| Canada | 190 | 0 | -100,00 | 85 | 0 | -100,00 |
| United Kingdom | 0 | 10 002 | - | 0 | 83 813 | - |
| Netherlands | 86 934 | 92 500 | 6,40 | 1 077 454 | 945 218 | -12,27 |
| Germany, Fed. Rep. Of | 15 000 | 0 | -100,00 | 183 330 | 0 | -100,00 |
| Italy | 15 000 | 0 | -100,00 | 215 180 | 0 | -100,00 |
| Greece | 0 | 3 000 | - | 0 | 15 000 | - |
| MAKANAN HEWAN | 6 233 988 | 6 614 721 | 6,11 | 4 871 722 | 4 603 806 | -5,50 |
| Japan | 785 226 | 1 108 796 | 41,21 | 527 473 | 649 565 | 23,15 |
| Korea, Republic Of | 1 266 176 | 1 095 415 | -13,49 | 277 937 | 197 866 | -28,81 |
| Taiwan | 180 000 | 81 460 | -54,74 | 138 454 | 83 047 | -40,02 |
| China | 681 000 | 512 000 | -24,82 | 454 277 | 463 482 | 2,03 |
| Thailand | 9 480 | 7 755 | -18,20 | 48 847 | 9 120 | -81,33 |
| Singapore | 11 480 | 38 891 | 238,77 | 7 383 | 26 621 | 260,55 |
| Philippines | 98 175 | 45 252 | -53,91 | 225 979 | 161 915 | -28,35 |

**TABEL 6. PERKEMBANGAN EKSPOR INDONESIA MENURUT KOMODITI DAN NEGARA TUJUAN
JANUARI-FEBRUARI 2016 DAN 2017**

| KOMODITI / NEGARA TUJUAN | BERAT BERSIH (KG) | | PERUB | NILAI FOB (US \$) | | PERUB |
|--|-------------------|------------------|---------------|-------------------|------------------|---------------|
| | JAN-FEB 2016 | JAN-FEB 2017 | % | JAN-FEB 2016 | JAN-FEB 2017 | % |
| | (1) | (2) | (3) | (4) | (5) | (6) |
| Malaysia | 150 466 | 151 341 | 0,58 | 148 942 | 218 964 | 47,01 |
| Myanmar | 0 | 40 000 | - | 0 | 20 580 | - |
| Brunei Darussalam | 20 000 | 20 036 | 0,18 | 24 534 | 24 744 | 0,86 |
| Nepal | 1 150 | 0 | -100,00 | 16 814 | 0 | -100,00 |
| Vietnam | 98 852 | 28 493 | -71,18 | 321 085 | 56 669 | -82,35 |
| India | 1 036 000 | 335 000 | -67,66 | 1 612 579 | 267 880 | -83,39 |
| Bangladesh | 420 000 | 870 000 | 107,14 | 333 400 | 743 225 | 122,92 |
| Israel | 96 000 | 64 000 | -33,33 | 69 600 | 59 840 | -14,02 |
| Yemen | 18 750 | 0 | -100,00 | 13 406 | 0 | -100,00 |
| Bahrain | 0 | 1 | - | 0 | 172 | - |
| Ethiopia | 1 867 | 0 | -100,00 | 3 215 | 0 | -100,00 |
| Madagascar | 200 000 | 160 000 | -20,00 | 103 000 | 84 800 | -17,67 |
| Nigeria | 80 000 | 0 | -100,00 | 54 800 | 0 | -100,00 |
| Australia | 26 750 | 59 500 | 122,43 | 75 495 | 196 973 | 160,91 |
| New Zealand | 0 | 19 000 | - | 0 | 18 810 | - |
| East Timor | 520 000 | 642 481 | 23,55 | 49 920 | 78 393 | 57,04 |
| United States | 566 | 0 | -100,00 | 8 180 | 0 | -100,00 |
| Germany, Fed. Rep. Of | 224 250 | 340 000 | 51,62 | 157 279 | 313 480 | 99,31 |
| Norway | 98 800 | 222 300 | 125,00 | 55 148 | 205 750 | 273,09 |
| Greece | 114 000 | 133 000 | 16,67 | 77 164 | 125 970 | 63,25 |
| Poland | 0 | 57 000 | - | 0 | 55 005 | - |
| Lithuania | 0 | 51 000 | - | 0 | 48 361 | - |
| Croatia | 76 000 | 342 000 | 350,00 | 49 400 | 313 500 | 534,62 |
| Russia Federation | 19 000 | 190 000 | 900,00 | 17 412 | 179 075 | 928,46 |
| DAGING TERNAK | 266 375 | 364 497 | 36,84 | 1 689 722 | 2 374 387 | 40,52 |
| Hongkong | 13 351 | 12 990 | -2,70 | 19 760 | 11 510 | -41,75 |
| Korea, Republic Of | 4 000 | 5 500 | 37,50 | 15 000 | 19 525 | 30,17 |
| Taiwan | 352 | 0 | -100,00 | 1 693 | 0 | -100,00 |
| China | 10 077 | 0 | -100,00 | 39 284 | 0 | -100,00 |
| Singapore | 800 | 656 | -18,00 | 1 675 | 2 496 | 49,04 |
| Vietnam | 450 | 3 457 | 668,18 | 485 | 6 077 | 1 153,00 |
| East Timor | 135 | 227 | 68,15 | 45 | 246 | 446,63 |
| Canada | 0 | 18 144 | - | 0 | 137 672 | - |
| Netherlands | 18 000 | 0 | -100,00 | 140 062 | 0 | -100,00 |
| France | 0 | 35 454 | - | 0 | 232 062 | - |
| Belgium | 219 210 | 288 069 | 31,41 | 1 471 717 | 1 964 799 | 33,50 |
| ES KRIM | 1 450 481 | 1 872 119 | 29,07 | 4 454 388 | 5 310 365 | 19,22 |
| China | 2 | 10 201 | 509 948,00 | 12 | 22 522 | 187 580,00 |
| Papua New Guinea | 14 383 | 0 | -100,00 | 32 819 | 0 | -100,00 |
| Thailand | 22 572 | 396 442 | 1 656,32 | 85 506 | 694 469 | 712,19 |
| Singapore | 43 552 | 30 832 | -29,21 | 169 637 | 137 024 | -19,23 |
| Philippines | 217 331 | 201 160 | -7,44 | 827 301 | 572 925 | -30,75 |
| Malaysia | 648 637 | 552 441 | -14,83 | 2 318 218 | 2 048 387 | -11,64 |
| Brunei Darussalam | 18 200 | 15 000 | -17,58 | 26 337 | 22 500 | -14,57 |
| Vietnam | 14 861 | 36 668 | 146,75 | 46 102 | 86 015 | 86,58 |
| Saudi Arabia | 0 | 500 | - | 0 | 1 050 | - |
| South Africa | 1 050 | 0 | -100,00 | 491 | 0 | -100,00 |
| Australia | 430 724 | 507 965 | 17,93 | 872 972 | 1 591 389 | 82,30 |
| New Zealand | 6 273 | 20 123 | 220,81 | 11 761 | 56 666 | 381,81 |
| Vanuatu | 900 | 0 | -100,00 | 519 | 0 | -100,00 |
| Fiji | 13 717 | 7 057 | -48,56 | 27 435 | 15 903 | -42,03 |
| Solomon Islands | 0 | 27 589 | - | 0 | 18 264 | - |
| East Timor | 18 279 | 66 141 | 261,84 | 35 278 | 43 250 | 22,60 |
| OLAHAN SUSU BUBUK DAN SUSU KENTAL | 1 719 438 | 1 514 808 | -11,90 | 3 484 028 | 2 477 135 | -28,90 |
| Hongkong | 1 644 | 11 072 | 573,68 | 17 571 | 19 402 | 10,42 |
| Korea, Republic Of | 13 860 | 13 140 | -5,19 | 26 965 | 25 116 | -6,86 |
| China | 3 000 | 568 | -81,05 | 2 400 | 3 380 | 40,83 |
| Papua New Guinea | 0 | 1 134 | - | 0 | 3 742 | - |
| Thailand | 5 | 2 500 | 49 900,00 | 144 | 9 487 | 6 495,37 |
| Singapore | 48 069 | 47 447 | -1,30 | 33 390 | 29 595 | -11,37 |
| Philippines | 197 175 | 1 257 961 | 537,99 | 526 309 | 1 860 950 | 253,58 |
| Malaysia | 440 911 | 724 | -99,84 | 1 075 868 | 1 098 | -99,90 |
| Myanmar | 5 576 | 2 962 | -46,88 | 61 202 | 21 948 | -64,14 |
| Cambodia | 188 | 0 | -100,00 | 3 741 | 0 | -100,00 |
| Brunei Darussalam | 5 250 | 1 409 | -73,15 | 27 157 | 2 339 | -91,39 |
| Vietnam | 156 242 | 62 357 | -60,09 | 185 020 | 71 908 | -61,13 |
| Maldives | 22 745 | 94 | -99,59 | 48 447 | 676 | -98,60 |
| Sri Lanka | 10 625 | 5 007 | -52,88 | 82 602 | 40 945 | -50,43 |
| Saudi Arabia | 2 328 | 1 789 | -23,17 | 16 560 | 19 227 | 16,10 |
| Kuwait | 5 129 | 828 | -83,86 | 34 969 | 5 919 | -83,07 |
| Turkey | 0 | 300 | - | 0 | 450 | - |
| United Arab Emirates | 877 | 1 002 | 14,25 | 6 113 | 7 489 | 22,52 |
| Kenya | 0 | 181 | - | 0 | 1 349 | - |
| Congo | 58 943 | 0 | -100,00 | 252 210 | 0 | -100,00 |
| Nigeria | 648 870 | 0 | -100,00 | 781 927 | 0 | -100,00 |
| Samoa | 2 270 | 800 | -64,76 | 11 530 | 3 860 | -66,52 |
| East Timor | 95 572 | 103 488 | 8,28 | 289 748 | 347 998 | 20,10 |
| Netherlands | 95 | 44 | -53,14 | 103 | 255 | 147,28 |
| France | 48 | 0 | -100,00 | 50 | 0 | -100,00 |
| Belgium | 16 | 0 | -100,00 | 2 | 0 | -100,00 |
| FILLET IKAN SEGAR ATAU DINGIN | 281 432 | 953 970 | 238,97 | 1 310 670 | 1 612 335 | 23,02 |
| Japan | 96 849 | 627 512 | 547,93 | 43 672 | 684 909 | 1 468,29 |

**TABEL 6. PERKEMBANGAN EKSPOR INDONESIA MENURUT KOMODITI DAN NEGARA TUJUAN
JANUARI-FEBRUARI 2016 DAN 2017**

| KOMODITI / NEGARA TUJUAN | BERAT BERSIH (KG) | | PERUB | NILAI FOB (US \$) | | PERUB |
|-----------------------------------|-------------------|------------------|---------------|-------------------|------------------|---------------|
| | JAN-FEB 2016 | JAN-FEB 2017 | % | JAN-FEB 2016 | JAN-FEB 2017 | % |
| | (1) | (2) | (3) | (4) | (5) | (6) |
| Hongkong | 0 | 15 | - | 0 | 15 | - |
| Korea, Republic Of | 464 | 0 | -100,00 | 4 143 | 0 | -100,00 |
| China | 19 608 | 0 | -100,00 | 111 419 | 0 | -100,00 |
| Singapore | 1 242 | 12 521 | 908,54 | 5 625 | 51 534 | 816,24 |
| Philippines | 10 | 0 | -100,00 | 75 | 0 | -100,00 |
| Malaysia | 59 149 | 250 595 | 323,67 | 152 016 | 222 560 | 46,41 |
| Vietnam | 10 350 | 0 | -100,00 | 84 552 | 0 | -100,00 |
| United Arab Emirates | 19 | 400 | 2 005,26 | 257 | 1 600 | 523,78 |
| Australia | 11 241 | 7 117 | -36,69 | 81 510 | 27 769 | -65,93 |
| United States | 81 000 | 47 660 | -41,16 | 822 174 | 581 657 | -29,25 |
| Italy | 0 | 8 150 | - | 0 | 42 290 | - |
| Spain | 1 500 | 0 | -100,00 | 5 227 | 0 | -100,00 |
| KEPITING DIBEKUKAN | 260 426 | 347 388 | 33,39 | 2 310 650 | 2 046 622 | -11,43 |
| Japan | 86 023 | 106 445 | 23,74 | 360 806 | 290 248 | -19,56 |
| Hongkong | 17 480 | 27 | -99,84 | 122 085 | 27 | -99,98 |
| Taiwan | 0 | 12 939 | - | 0 | 26 311 | - |
| China | 0 | 63 | - | 0 | 1 350 | - |
| Thailand | 23 | 7 800 | 34 551,27 | 23 | 3 949 | 17 442,20 |
| Singapore | 22 073 | 34 463 | 56,13 | 86 163 | 106 809 | 23,96 |
| Malaysia | 17 465 | 88 092 | 404,39 | 50 013 | 114 770 | 129,48 |
| Israel | 12 | 0 | -100,00 | 30 | 0 | -100,00 |
| Jordan | 4 | 0 | -100,00 | 355 | 0 | -100,00 |
| Australia | 1 | 16 000 | 1 441 341,44 | 14 | 135 667 | 976 623,67 |
| United States | 107 777 | 79 237 | -26,48 | 1 555 397 | 1 338 649 | -13,94 |
| Canada | 90 | 0 | -100,00 | 44 | 0 | -100,00 |
| United Kingdom | 9 422 | 2 317 | -75,41 | 135 435 | 28 710 | -78,80 |
| France | 57 | 0 | -100,00 | 285 | 0 | -100,00 |
| Sweden | 0 | 5 | - | 0 | 132 | - |
| OLAHAN PRODUK SUSU LAINNYA | 1 431 289 | 705 381 | -50,72 | 1 975 033 | 1 180 101 | -40,25 |
| Japan | 0 | 318 | - | 0 | 8 970 | - |
| Hongkong | 3 235 | 6 890 | 112,98 | 6 316 | 10 508 | 66,36 |
| Korea, Republic Of | 138 000 | 23 010 | -83,33 | 68 250 | 47 250 | -30,77 |
| Taiwan | 25 739 | 13 868 | -46,12 | 31 872 | 13 800 | -56,70 |
| China | 363 | 0 | -100,00 | 2 457 | 0 | -100,00 |
| Papua New Guinea | 113 286 | 31 003 | -72,63 | 123 306 | 37 938 | -69,23 |
| Thailand | 0 | 15 976 | - | 0 | 49 050 | - |
| Singapore | 5 875 | 13 702 | 133,24 | 38 892 | 74 210 | 90,81 |
| Philippines | 68 532 | 24 292 | -64,55 | 291 917 | 62 100 | -78,73 |
| Malaysia | 11 899 | 30 268 | 154,37 | 50 076 | 98 662 | 97,02 |
| Myanmar | 0 | 4 175 | - | 0 | 20 406 | - |
| Cambodia | 19 284 | 0 | -100,00 | 20 753 | 0 | -100,00 |
| Brunei Darussalam | 246 | 12 644 | 5 039,84 | 1 920 | 26 070 | 1 257,77 |
| Vietnam | 176 825 | 74 168 | -58,06 | 149 473 | 100 577 | -32,71 |
| Maldives | 18 392 | 0 | -100,00 | 21 766 | 0 | -100,00 |
| Togo | 30 | 28 | -6,67 | 34 | 68 | 102,70 |
| Angola | 25 960 | 35 964 | 38,54 | 40 500 | 57 510 | 42,00 |
| Congo | 25 920 | 0 | -100,00 | 39 960 | 0 | -100,00 |
| Cameroon | 12 960 | 0 | -100,00 | 24 300 | 0 | -100,00 |
| Cote D'Ivoire | 12 | 7 | -41,67 | 6 | 17 | 192,97 |
| Seychelles | 4 275 | 0 | -100,00 | 3 454 | 0 | -100,00 |
| Australia | 18 225 | 3 271 | -82,05 | 20 430 | 4 248 | -79,21 |
| Northern Mariana Islands | 77 | 202 | 162,50 | 120 | 455 | 279,47 |
| Vanuatu | 432 | 420 | -2,78 | 2 661 | 2 675 | 0,51 |
| Fiji | 0 | 7 200 | - | 0 | 13 991 | - |
| Kiribati | 1 675 | 0 | -100,00 | 980 | 0 | -100,00 |
| Samoa | 18 720 | 0 | -100,00 | 20 691 | 0 | -100,00 |
| Solomon Islands | 0 | 1 868 | - | 0 | 3 038 | - |
| Tonga | 27 000 | 2 400 | -91,11 | 34 775 | 3 090 | -91,11 |
| Christmas Islands | 30 | 0 | -100,00 | 14 | 0 | -100,00 |
| East Timor | 414 417 | 369 871 | -10,75 | 581 277 | 501 223 | -13,77 |
| United States | 299 882 | 33 831 | -88,72 | 398 832 | 44 243 | -88,91 |
| Denmark | 0 | 7 | - | 0 | 1 | - |
| KECAP | 1 301 816 | 1 025 247 | -21,24 | 1 931 831 | 1 532 553 | -20,67 |
| Japan | 10 477 | 7 631 | -27,17 | 22 365 | 18 857 | -15,69 |
| Hongkong | 27 674 | 46 214 | 66,99 | 27 624 | 68 143 | 146,68 |
| Korea, Republic Of | 23 074 | 16 960 | -26,50 | 52 332 | 31 188 | -40,40 |
| Taiwan | 39 525 | 56 776 | 43,65 | 65 389 | 98 179 | 50,15 |
| China | 0 | 35 804 | - | 0 | 62 154 | - |
| Papua New Guinea | 450 | 2 009 | 346,38 | 1 034 | 5 945 | 474,84 |
| Singapore | 35 991 | 36 576 | 1,63 | 49 639 | 60 351 | 21,58 |
| Philippines | 13 108 | 17 505 | 33,55 | 15 294 | 22 220 | 45,29 |
| Malaysia | 281 894 | 85 019 | -69,84 | 386 400 | 167 603 | -56,62 |
| Myanmar | 14 544 | 23 853 | 64,01 | 24 920 | 41 436 | 66,28 |
| Brunei Darussalam | 7 500 | 8 776 | 17,01 | 10 716 | 35 443 | 230,75 |
| India | 1 650 | 720 | -56,36 | 3 471 | 2 825 | -18,61 |
| Pakistan | 500 | 0 | -100,00 | 1 392 | 0 | -100,00 |
| Saudi Arabia | 201 562 | 85 235 | -57,71 | 331 676 | 125 152 | -62,27 |
| Kuwait | 24 486 | 8 250 | -66,31 | 33 333 | 10 790 | -67,63 |
| United Arab Emirates | 71 283 | 38 063 | -46,60 | 91 094 | 57 411 | -36,98 |
| Qatar | 11 694 | 16 095 | 37,63 | 13 062 | 17 247 | 32,04 |
| Mozambique | 100 | 0 | -100,00 | 360 | 0 | -100,00 |
| Australia | 195 103 | 159 009 | -18,50 | 327 149 | 280 502 | -14,26 |
| New Zealand | 800 | 32 515 | 3 964,41 | 758 | 54 727 | 7 116,14 |
| Vanuatu | 0 | 823 | - | 0 | 1 599 | - |

**TABEL 6. PERKEMBANGAN EKSPOR INDONESIA MENURUT KOMODITI DAN NEGARA TUJUAN
JANUARI-FEBRUARI 2016 DAN 2017**

| KOMODITI / NEGARA TUJUAN | BERAT BERSIH (KG) | | PERUB | NILAI FOB (US \$) | | PERUB |
|--|-------------------|------------------|---------------|-------------------|------------------|---------------|
| | JAN-FEB 2016 | JAN-FEB 2017 | % | JAN-FEB 2016 | JAN-FEB 2017 | % |
| | (1) | (2) | (3) | (4) | (5) | (6) |
| East Timor | 55 998 | 29 216 | -47,83 | 74 148 | 27 875 | -62,41 |
| United States | 152 418 | 100 487 | -34,07 | 262 816 | 162 853 | -38,04 |
| Canada | 550 | 19 440 | 3 434,55 | 275 | 24 300 | 8 736,36 |
| United Kingdom | 7 729 | 0 | -100,00 | 19 218 | 0 | -100,00 |
| Netherlands | 104 269 | 190 054 | 82,27 | 78 256 | 135 787 | 73,52 |
| Germany, Fed. Rep. Of | 4 536 | 1 814 | -60,01 | 21 204 | 9 590 | -54,77 |
| Switzerland | 0 | 370 | - | 0 | 1 261 | - |
| Norway | 8 922 | 6 034 | -32,38 | 9 156 | 9 115 | -0,45 |
| Czech Republic | 5 980 | 0 | -100,00 | 8 752 | 0 | -100,00 |
| BIOTA AIR LAINNYA | | | | | | |
| DIKERINGKAN/DIASINKAN/DIASAPI | 1 176 250 | 689 288 | -41,40 | 2 018 595 | 1 205 415 | -40,28 |
| Japan | 106 746 | 0 | -100,00 | 328 092 | 0 | -100,00 |
| Hongkong | 52 189 | 30 037 | -42,45 | 124 615 | 124 308 | -0,25 |
| Korea, Republic Of | 20 630 | 33 803 | 63,85 | 352 460 | 190 483 | -45,96 |
| Taiwan | 19 757 | 88 592 | 348,41 | 34 818 | 58 796 | 68,87 |
| China | 0 | 140 | - | 0 | 2 760 | - |
| Thailand | 0 | 25 | - | 0 | 50 | - |
| Singapore | 55 099 | 7 595 | -86,22 | 116 441 | 29 769 | -74,43 |
| Malaysia | 105 530 | 70 048 | -33,62 | 418 589 | 332 801 | -20,49 |
| Vietnam | 787 267 | 429 358 | -45,46 | 607 868 | 408 550 | -32,79 |
| Sri Lanka | 29 032 | 29 087 | 0,19 | 35 712 | 43 969 | 23,12 |
| Australia | 0 | 401 | - | 0 | 13 289 | - |
| Canada | 0 | 200 | - | 0 | 600 | - |
| Germany, Fed. Rep. Of | 0 | 1 | - | 0 | 39 | - |
| BUAH DAN SAYUR YANG DIASINKAN ATAU DIMANISKAN | 1 195 261 | 625 001 | -47,71 | 2 245 559 | 1 698 129 | -24,38 |
| Japan | 46 462 | 76 770 | 65,23 | 52 631 | 115 305 | 119,08 |
| Hongkong | 57 233 | 29 015 | -49,30 | 143 421 | 76 268 | -46,82 |
| Korea, Republic Of | 33 550 | 22 545 | -32,80 | 128 947 | 76 996 | -40,29 |
| Taiwan | 32 090 | 10 837 | -66,23 | 160 096 | 31 539 | -80,30 |
| China | 5 598 | 27 035 | 382,98 | 24 518 | 53 894 | 119,81 |
| Thailand | 19 350 | 0 | -100,00 | 35 411 | 0 | -100,00 |
| Singapore | 153 587 | 54 034 | -64,82 | 169 518 | 98 983 | -41,61 |
| Philippines | 0 | 7 560 | - | 0 | 13 695 | - |
| Malaysia | 65 585 | 69 503 | 5,97 | 151 830 | 136 880 | -9,85 |
| Brunei Darussalam | 29 863 | 14 570 | -51,21 | 89 458 | 49 473 | -44,70 |
| Bhutan | 0 | 132 | - | 0 | 779 | - |
| Vietnam | 211 079 | 25 440 | -87,95 | 104 590 | 43 248 | -58,65 |
| India | 306 000 | 0 | -100,00 | 498 600 | 0 | -100,00 |
| Saudi Arabia | 36 874 | 12 888 | -65,05 | 83 191 | 34 598 | -58,41 |
| Israel | 0 | 47 885 | - | 0 | 168 400 | - |
| Kuwait | 0 | 4 309 | - | 0 | 19 259 | - |
| Jordan | 65 775 | 104 709 | 59,19 | 212 557 | 414 511 | 95,01 |
| Oman | 0 | 3 284 | - | 0 | 16 915 | - |
| Australia | 13 604 | 16 143 | 18,66 | 91 125 | 54 320 | -40,39 |
| New Zealand | 1 108 | 2 982 | 169,09 | 16 600 | 34 950 | 110,55 |
| East Timor | 39 142 | 914 | -97,66 | 92 878 | 546 | -99,41 |
| United States | 20 446 | 55 394 | 170,93 | 62 221 | 173 205 | 178,37 |
| Canada | 21 872 | 0 | -100,00 | 54 811 | 0 | -100,00 |
| United Kingdom | 7 718 | 8 019 | 3,90 | 19 605 | 21 650 | 10,43 |
| Netherlands | 9 273 | 6 205 | -33,08 | 35 350 | 18 507 | -47,64 |
| Germany, Fed. Rep. Of | 50 | 5 552 | 11 004,56 | 550 | 19 778 | 3 496,07 |
| Belgium | 1 | 0 | -100,00 | 2 | 0 | -100,00 |
| Denmark | 0 | 447 | - | 0 | 6 860 | - |
| Norway | 0 | 10 | - | 0 | 17 | - |
| Greece | 19 000 | 18 817 | -0,96 | 17 650 | 17 553 | -0,55 |
| MAKANAN BAYI | 1 404 268 | 799 678 | -43,05 | 4 431 793 | 2 454 111 | -44,62 |
| Hongkong | 189 | 7 063 | 3 637,04 | 1 516 | 19 484 | 1 185,50 |
| Singapore | 0 | 6 200 | - | 0 | 7 339 | - |
| Philippines | 9 388 | 60 816 | 547,77 | 32 319 | 214 674 | 564,24 |
| Malaysia | 1 284 796 | 647 883 | -49,57 | 3 922 450 | 1 960 886 | -50,01 |
| Myanmar | 904 | 0 | -100,00 | 5 953 | 0 | -100,00 |
| Cambodia | 5 371 | 4 749 | -11,58 | 17 344 | 11 543 | -33,45 |
| Brunei Darussalam | 120 | 0 | -100,00 | 604 | 0 | -100,00 |
| Vietnam | 96 000 | 36 000 | -62,50 | 441 268 | 107 524 | -75,63 |
| Maldives | 141 | 0 | -100,00 | 810 | 0 | -100,00 |
| Pakistan | 173 | 614 | 255,56 | 1 575 | 2 994 | 90,06 |
| Turkey | 0 | 120 | - | 0 | 600 | - |
| Liberia | 0 | 11 502 | - | 0 | 39 540 | - |
| Australia | 0 | 34 | - | 0 | 174 | - |
| New Zealand | 223 | 707 | 216,95 | 1 007 | 4 972 | 393,69 |
| East Timor | 6 274 | 12 493 | 99,13 | 4 002 | 44 460 | 1 010,97 |
| United States | 0 | 11 497 | - | 0 | 39 923 | - |
| Netherlands | 688 | 0 | -100,00 | 2 944 | 0 | -100,00 |
| OLAHAN SUSU SEGAR DAN KRIM | 3 152 808 | 2 641 193 | -16,23 | 3 018 467 | 2 380 164 | -21,15 |
| Hongkong | 240 418 | 270 480 | 12,50 | 200 016 | 193 674 | -3,17 |
| Korea, Republic Of | 1 800 | 0 | -100,00 | 3 230 | 0 | -100,00 |
| Taiwan | 14 548 | 22 252 | 52,96 | 25 338 | 43 343 | 71,06 |
| Papua New Guinea | 510 084 | 443 305 | -13,09 | 574 313 | 517 652 | -9,87 |
| Singapore | 802 372 | 888 261 | 10,70 | 464 018 | 523 241 | 12,76 |
| Philippines | 136 257 | 48 787 | -64,19 | 76 579 | 27 978 | -63,46 |
| Malaysia | 138 211 | 136 505 | -1,23 | 119 598 | 89 461 | -25,20 |
| Myanmar | 0 | 22 055 | - | 0 | 11 587 | - |

TABEL 6. PERKEMBANGAN EKSPOR INDONESIA MENURUT KOMODITI DAN NEGARA TUJUAN
JANUARI-FEBRUARI 2016 DAN 2017

| KOMODITI / NEGARA TUJUAN | BERAT BERSIH (KG) | | PERUB | NILAI FOB (US \$) | | PERUB |
|--------------------------------|-------------------|------------------|---------------|-------------------|------------------|---------------|
| | JAN-FEB 2016 | JAN-FEB 2017 | % | JAN-FEB 2016 | JAN-FEB 2017 | % |
| | (1) | (2) | (3) | (4) | (5) | (6) |
| Brunei Darussalam | 89 663 | 92 908 | 3,62 | 61 672 | 54 602 | -11,46 |
| Vietnam | 41 061 | 21 971 | -46,49 | 35 579 | 12 073 | -66,07 |
| Maldives | 127 596 | 162 362 | 27,25 | 146 304 | 181 700 | 24,19 |
| Nigeria | 23 | 0 | -100,00 | 58 | 0 | -100,00 |
| South Africa | 803 | 331 | -58,76 | 1 117 | 478 | -57,27 |
| Comoros | 19 950 | 20 093 | 0,71 | 21 350 | 21 503 | 0,71 |
| Australia | 21 180 | 109 | -99,48 | 20 811 | 187 | -99,10 |
| New Zealand | 19 800 | 0 | -100,00 | 18 150 | 0 | -100,00 |
| Vanuatu | 336 | 0 | -100,00 | 958 | 0 | -100,00 |
| Kiribati | 0 | 8 700 | - | 0 | 15 973 | - |
| Samoa | 5 000 | 26 312 | 426,24 | 6 250 | 35 230 | 463,68 |
| Tonga | 0 | 28 704 | - | 0 | 36 033 | - |
| East Timor | 647 106 | 445 882 | -31,10 | 934 574 | 608 152 | -34,93 |
| Canada | 19 800 | 0 | -100,00 | 18 150 | 0 | -100,00 |
| Netherlands | 79 200 | 0 | -100,00 | 72 600 | 0 | -100,00 |
| France | 118 800 | 0 | -100,00 | 108 900 | 0 | -100,00 |
| Germany, Fed. Rep. Of | 99 000 | 11 | -99,99 | 90 750 | 800 | -99,12 |
| Austria | 19 800 | 0 | -100,00 | 18 150 | 0 | -100,00 |
| Greece | 0 | 2 165 | - | 0 | 6 501 | - |
| HERBAL | 674 487 | 569 092 | -15,63 | 4 948 755 | 5 847 921 | 18,17 |
| Hongkong | 14 681 | 24 807 | 68,97 | 147 415 | 216 395 | 46,79 |
| Korea, Republic Of | 6 740 | 11 475 | 70,25 | 86 622 | 132 502 | 52,97 |
| Taiwan | 11 063 | 10 577 | -4,39 | 141 433 | 120 009 | -15,15 |
| China | 2 | 50 | 2 380,00 | 26 | 234 | 800,00 |
| Thailand | 9 388 | 23 670 | 152,13 | 73 833 | 227 925 | 208,70 |
| Singapore | 24 610 | 30 560 | 24,18 | 237 218 | 334 468 | 41,00 |
| Philippines | 240 448 | 12 955 | -94,61 | 648 982 | 198 933 | -69,35 |
| Malaysia | 42 466 | 27 436 | -35,39 | 322 250 | 341 056 | 5,84 |
| Myanmar | 235 | 18 651 | 7 836,51 | 3 485 | 159 666 | 4 481,14 |
| Cambodia | 8 240 | 9 777 | 18,65 | 63 507 | 55 153 | -13,15 |
| Brunei Darussalam | 0 | 605 | - | 0 | 10 945 | - |
| Vietnam | 141 533 | 2 919 | -97,94 | 1 416 832 | 24 931 | -98,24 |
| India | 50 | 0 | -100,00 | 500 | 0 | -100,00 |
| Pakistan | 0 | 3 014 | - | 0 | 31 435 | - |
| Lebanon | 220 | 235 | 6,82 | 200 | 650 | 225,00 |
| Turkey | 7 201 | 32 004 | 344,44 | 60 909 | 302 825 | 397,18 |
| Australia | 65 109 | 175 467 | 169,50 | 624 656 | 1 927 960 | 208,64 |
| New Zealand | 9 476 | 22 816 | 140,78 | 85 886 | 231 163 | 169,15 |
| East Timor | 1 500 | 1 | -99,93 | 713 | 10 | -98,60 |
| United States | 6 080 | 10 183 | 67,50 | 160 289 | 115 643 | -27,85 |
| France | 0 | 50 | - | 0 | 126 | - |
| Germany, Fed. Rep. Of | 84 876 | 151 200 | 78,14 | 865 918 | 1 409 623 | 62,79 |
| Finland | 490 | 0 | -100,00 | 400 | 0 | -100,00 |
| Estonia | 80 | 370 | 362,50 | 7 680 | 5 468 | -28,80 |
| Russia Federation | 0 | 270 | - | 0 | 800 | - |
| SAUS | 1 167 246 | 850 522 | -27,13 | 1 971 791 | 1 332 257 | -32,43 |
| Japan | 4 825 | 26 701 | 453,40 | 18 538 | 68 475 | 269,38 |
| Hongkong | 44 363 | 56 351 | 27,02 | 73 484 | 98 162 | 33,58 |
| Korea, Republic Of | 21 277 | 11 512 | -45,90 | 55 162 | 43 913 | -20,39 |
| Taiwan | 44 033 | 102 626 | 133,07 | 69 776 | 201 860 | 189,30 |
| China | 15 | 3 | -78,00 | 2 | 1 | -50,00 |
| Papua New Guinea | 409 | 1 496 | 265,51 | 782 | 1 543 | 97,27 |
| Singapore | 69 624 | 80 559 | 15,71 | 84 960 | 98 824 | 16,32 |
| Philippines | 52 102 | 73 109 | 40,32 | 76 368 | 96 536 | 26,41 |
| Malaysia | 148 249 | 128 959 | -13,01 | 197 716 | 181 303 | -8,30 |
| Brunei Darussalam | 11 495 | 3 079 | -73,21 | 14 992 | 5 638 | -62,40 |
| Vietnam | 500 | 0 | -100,00 | 3 245 | 0 | -100,00 |
| Maldives | 50 | 0 | -100,00 | 166 | 0 | -100,00 |
| Saudi Arabia | 395 663 | 50 929 | -87,13 | 743 604 | 87 789 | -88,19 |
| Kuwait | 99 844 | 36 114 | -63,83 | 170 477 | 69 097 | -59,47 |
| United Arab Emirates | 56 096 | 68 169 | 21,52 | 70 756 | 86 748 | 22,60 |
| Qatar | 29 914 | 29 356 | -1,87 | 38 745 | 32 736 | -15,51 |
| Gambia | 75 | 0 | -100,00 | 64 | 0 | -100,00 |
| South Africa | 0 | 19 | - | 0 | 18 | - |
| Australia | 28 389 | 47 271 | 66,51 | 62 606 | 95 889 | 53,16 |
| New Zealand | 0 | 277 | - | 0 | 1 414 | - |
| Kiribati | 1 465 | 0 | -100,00 | 700 | 0 | -100,00 |
| East Timor | 90 472 | 95 374 | 5,42 | 59 061 | 57 028 | -3,44 |
| United States | 27 931 | 22 969 | -17,77 | 140 741 | 73 486 | -47,79 |
| Canada | 322 | 0 | -100,00 | 896 | 0 | -100,00 |
| United Kingdom | 2 120 | 9 | -99,59 | 4 442 | 16 | -99,65 |
| Netherlands | 13 300 | 9 264 | -30,35 | 40 577 | 19 585 | -51,73 |
| France | 810 | 0 | -100,00 | 2 981 | 0 | -100,00 |
| Belgium | 0 | 28 | - | 0 | 60 | - |
| Switzerland | 0 | 185 | - | 0 | 845 | - |
| Norway | 5 483 | 6 165 | 12,44 | 10 735 | 11 293 | 5,19 |
| Czech Republic | 18 421 | 0 | -100,00 | 30 214 | 0 | -100,00 |
| TEPUNG SEREALIA LAINNYA | 1 188 681 | 1 316 459 | 10,75 | 1 612 273 | 1 887 869 | 17,09 |
| Japan | 248 288 | 158 600 | -36,12 | 182 599 | 87 738 | -51,95 |
| Hongkong | 101 250 | 40 504 | -60,00 | 138 044 | 29 874 | -78,36 |
| Korea, Republic Of | 19 800 | 20 000 | 1,01 | 51 987 | 16 320 | -68,61 |
| Taiwan | 0 | 225 | - | 0 | 126 | - |
| China | 2 350 | 5 | -99,79 | 4 074 | 5 | -99,88 |
| Papua New Guinea | 0 | 90 010 | - | 0 | 1 397 | - |

**TABEL 6. PERKEMBANGAN EKSPOR INDONESIA MENURUT KOMODITI DAN NEGARA TUJUAN
JANUARI-FEBRUARI 2016 DAN 2017**

| KOMODITI / NEGARA TUJUAN | BERAT BERSIH (KG) | | PERUB | NILAI FOB (US \$) | | PERUB |
|-------------------------------|-------------------|-------------------|---------------|-------------------|-------------------|--------------|
| | JAN-FEB 2016 | JAN-FEB 2017 | % | JAN-FEB 2016 | JAN-FEB 2017 | % |
| | (1) | (2) | (3) | (4) | (5) | (6) |
| Thailand | 168 150 | 121 550 | -27,71 | 142 552 | 115 394 | -19,05 |
| Singapore | 154 599 | 260 751 | 68,66 | 595 119 | 1 010 361 | 69,77 |
| Philippines | 242 145 | 264 400 | 9,19 | 236 429 | 214 606 | -9,23 |
| Malaysia | 60 694 | 83 101 | 36,92 | 111 783 | 80 988 | -27,55 |
| Cambodia | 1 760 | 0 | -100,00 | 7 445 | 0 | -100,00 |
| Brunei Darussalam | 0 | 10 880 | - | 0 | 15 582 | - |
| Vietnam | 0 | 1 300 | - | 0 | 1 908 | - |
| Maldives | 0 | 12 | - | 0 | 161 | - |
| Bangladesh | 9 150 | 0 | -100,00 | 9 626 | 0 | -100,00 |
| Sri Lanka | 75 000 | 117 285 | 56,38 | 43 620 | 87 685 | 101,02 |
| Iraq | 0 | 26 000 | - | 0 | 10 400 | - |
| Saudi Arabia | 0 | 36 000 | - | 0 | 16 650 | - |
| Kuwait | 2 | 22 000 | 916 566,67 | 10 | 71 500 | 700 880,39 |
| Jordan | 500 | 0 | -100,00 | 289 | 0 | -100,00 |
| Turkey | 0 | 80 | - | 0 | 300 | - |
| Australia | 48 525 | 27 682 | -42,95 | 38 079 | 28 098 | -26,21 |
| New Zealand | 3 009 | 0 | -100,00 | 7 492 | 0 | -100,00 |
| East Timor | 9 990 | 8 898 | -10,92 | 3 903 | 4 008 | 2,69 |
| United States | 2 468 | 7 946 | 221,96 | 8 118 | 33 000 | 306,52 |
| Trinidad And Tobago | 25 000 | 13 530 | -45,88 | 13 500 | 43 458 | 221,91 |
| Grenada | 0 | 5 700 | - | 0 | 18 308 | - |
| United Kingdom | 16 000 | 0 | -100,00 | 17 600 | 0 | -100,00 |
| Switzerland | 1 | 0 | -100,00 | 5 | 0 | -100,00 |
| AGAR-AGAR | 106 839 | 93 982 | -12,03 | 1 109 584 | 1 028 864 | -7,27 |
| Japan | 36 000 | 1 800 | -95,00 | 605 660 | 39 840 | -93,42 |
| Hongkong | 837 | 569 | -32,00 | 2 982 | 1 654 | -44,55 |
| Taiwan | 0 | 2 095 | - | 0 | 32 780 | - |
| China | 500 | 0 | -100,00 | 9 400 | 0 | -100,00 |
| Thailand | 0 | 1 900 | - | 0 | 31 445 | - |
| Singapore | 18 483 | 4 329 | -76,58 | 27 476 | 6 241 | -77,29 |
| Malaysia | 9 664 | 1 204 | -87,54 | 155 323 | 16 485 | -89,39 |
| Brunei Darussalam | 0 | 28 | - | 0 | 440 | - |
| Vietnam | 0 | 1 000 | - | 0 | 3 700 | - |
| Maldives | 1 071 | 531 | -50,42 | 3 575 | 1 279 | -64,23 |
| Saudi Arabia | 1 915 | 0 | -100,00 | 38 475 | 0 | -100,00 |
| Israel | 0 | 250 | - | 0 | 5 421 | - |
| Turkey | 5 000 | 5 000 | 0,00 | 74 074 | 82 515 | 11,40 |
| Australia | 313 | 11 | -96,42 | 2 529 | 135 | -94,66 |
| Vanuatu | 0 | 95 | - | 0 | 261 | - |
| East Timor | 22 805 | 30 366 | 33,16 | 8 926 | 26 678 | 198,87 |
| United States | 950 | 4 | -99,55 | 15 672 | 18 | -99,89 |
| Brazil | 0 | 500 | - | 0 | 8 375 | - |
| Uruguay | 0 | 1 000 | - | 0 | 16 250 | - |
| Germany, Fed. Rep. Of | 6 300 | 25 800 | 309,52 | 114 384 | 463 934 | 305,59 |
| Belgium | 1 | 0 | -100,00 | 2 | 0 | -100,00 |
| Italy | 1 000 | 3 000 | 200,00 | 20 120 | 55 112 | 173,92 |
| Ukraine | 1 000 | 0 | -100,00 | 15 884 | 0 | -100,00 |
| Lithuania | 0 | 5 000 | - | 0 | 80 850 | - |
| Croatia | 1 000 | 0 | -100,00 | 15 100 | 0 | -100,00 |
| Czech Republic | 0 | 2 500 | - | 0 | 42 375 | - |
| Russia Federation | 0 | 7 000 | - | 0 | 113 076 | - |
| PATI UBI KAYU | 1 983 349 | 2 551 809 | 28,66 | 1 323 643 | 1 712 598 | 29,39 |
| Japan | 373 820 | 119 640 | -68,00 | 282 861 | 295 932 | 4,62 |
| Hongkong | 4 011 | 3 700 | -7,75 | 4 268 | 2 752 | -35,53 |
| Korea, Republic Of | 55 000 | 156 310 | 184,20 | 104 180 | 212 667 | 104,14 |
| Taiwan | 1 339 200 | 1 934 870 | 44,48 | 811 739 | 1 005 104 | 23,82 |
| Philippines | 147 000 | 210 000 | 42,86 | 58 800 | 84 000 | 42,86 |
| Malaysia | 4 333 | 22 950 | 429,72 | 3 004 | 6 848 | 127,97 |
| Brunei Darussalam | 1 325 | 4 443 | 235,32 | 3 538 | 6 716 | 89,83 |
| Sri Lanka | 37 760 | 0 | -100,00 | 16 048 | 0 | -100,00 |
| Israel | 7 964 | 15 308 | 92,21 | 18 544 | 35 644 | 92,21 |
| Kenya | 0 | 22 000 | - | 0 | 37 400 | - |
| Australia | 600 | 35 000 | 5 733,33 | 720 | 12 044 | 1 572,84 |
| Cook Islands | 1 200 | 0 | -100,00 | 1 476 | 0 | -100,00 |
| East Timor | 8 870 | 25 965 | 192,72 | 13 693 | 12 096 | -11,67 |
| United States | 375 | 0 | -100,00 | 1 013 | 0 | -100,00 |
| Canada | 736 | 0 | -100,00 | 662 | 0 | -100,00 |
| United Kingdom | 0 | 85 | - | 0 | 85 | - |
| Netherlands | 1 125 | 0 | -100,00 | 3 071 | 0 | -100,00 |
| Switzerland | 0 | 38 | - | 0 | 335 | - |
| Sweden | 30 | 0 | -100,00 | 25 | 0 | -100,00 |
| Russia Federation | 0 | 1 500 | - | 0 | 975 | - |
| MAKANAN OLAHAN LAINNYA | 40 661 147 | 48 385 637 | 19,00 | 83 831 006 | 86 950 103 | 3,72 |
| Japan | 4 532 899 | 3 753 774 | -17,19 | 4 526 038 | 2 923 599 | -35,40 |
| Hongkong | 499 113 | 416 542 | -16,54 | 1 496 643 | 1 819 068 | 21,54 |
| Korea, Republic Of | 978 285 | 1 428 147 | 45,98 | 966 878 | 823 365 | -14,84 |
| Taiwan | 1 718 304 | 694 210 | -59,60 | 2 863 218 | 1 351 002 | -52,82 |
| China | 1 192 787 | 1 154 629 | -3,20 | 3 031 247 | 1 715 189 | -43,42 |
| Papua New Guinea | 119 150 | 95 357 | -19,97 | 2 712 550 | 3 797 081 | 39,98 |
| Thailand | 1 530 562 | 1 933 070 | 26,30 | 1 780 020 | 2 843 504 | 59,75 |
| Singapore | 5 958 851 | 9 587 562 | 60,90 | 9 318 219 | 15 755 369 | 69,08 |
| Philippines | 6 955 018 | 8 675 688 | 24,74 | 12 435 381 | 12 592 642 | 1,26 |
| Malaysia | 6 007 604 | 5 013 583 | -16,55 | 9 720 755 | 9 915 354 | 2,00 |
| Myanmar | 447 768 | 611 593 | 36,59 | 952 492 | 1 481 635 | 55,55 |

TABEL 6. PERKEMBANGAN EKSPOR INDONESIA MENURUT KOMODITI DAN NEGARA TUJUAN
JANUARI-FEBRUARI 2016 DAN 2017

| KOMODITI / NEGARA TUJUAN | BERAT BERSIH (KG) | | PERUB | NILAI FOB (US \$) | | PERUB |
|----------------------------|-------------------|--------------|-----------|-------------------|--------------|------------|
| | JAN-FEB 2016 | JAN-FEB 2017 | % | JAN-FEB 2016 | JAN-FEB 2017 | % |
| | (1) | (2) | (3) | (4) | (5) | (6) |
| Cambodia | 13 590 | 8 852 | -34,86 | 181 564 | 52 009 | -71,35 |
| Brunei Darussalam | 53 446 | 39 960 | -25,23 | 118 709 | 257 153 | 116,63 |
| Bhutan | 0 | 408 | - | 0 | 1 277 | - |
| Vietnam | 1 447 041 | 3 758 069 | 159,71 | 6 624 913 | 3 225 947 | -51,31 |
| Maldives | 5 440 | 8 141 | 49,64 | 6 545 | 19 755 | 201,85 |
| India | 854 203 | 1 288 922 | 50,89 | 1 371 961 | 882 647 | -35,67 |
| Pakistan | 48 754 | 165 168 | 238,78 | 214 329 | 903 061 | 321,34 |
| Bangladesh | 25 712 | 370 122 | 1 339,49 | 30 098 | 271 916 | 803,45 |
| Sri Lanka | 82 927 | 28 649 | -65,45 | 284 451 | 121 479 | -57,29 |
| Afghanistan | 43 542 | 0 | -100,00 | 103 446 | 0 | -100,00 |
| Iraq | 6 255 | 400 | -93,61 | 22 407 | 9 000 | -59,83 |
| Iran (Islamic Republic Of) | 0 | 37 120 | - | 0 | 50 032 | - |
| Saudi Arabia | 1 684 742 | 723 200 | -57,07 | 10 577 261 | 5 273 283 | -50,15 |
| Israel | 5 600 | 71 280 | 1 172,86 | 11 200 | 76 095 | 579,42 |
| Kuwait | 1 758 | 1 350 | -23,21 | 2 153 | 1 170 | -45,64 |
| Lebanon | 0 | 330 | - | 0 | 5 000 | - |
| Yemen | 0 | 40 388 | - | 0 | 98 945 | - |
| Oman | 31 730 | 2 842 | -91,04 | 76 670 | 16 785 | -78,11 |
| Syria Arab Republic | 0 | 536 807 | - | 0 | 1 984 012 | - |
| Turkey | 14 479 | 139 081 | 860,57 | 110 539 | 524 994 | 374,94 |
| United Arab Emirates | 144 317 | 63 981 | -55,67 | 795 554 | 618 827 | -22,21 |
| Qatar | 75 418 | 95 127 | 26,13 | 318 551 | 351 227 | 10,26 |
| Bahrain | 9 252 | 0 | -100,00 | 7 945 | 0 | -100,00 |
| Egypt | 15 746 | 186 500 | 1 084,46 | 36 458 | 341 276 | 836,08 |
| Libyan Arab Jamahiriya | 29 704 | 0 | -100,00 | 22 950 | 0 | -100,00 |
| Morocco | 0 | 22 549 | - | 0 | 65 746 | - |
| Sudan | 82 357 | 61 059 | -25,86 | 280 302 | 232 605 | -17,02 |
| Ethiopia | 2 054 | 1 612 | -21,53 | 8 175 | 6 409 | -21,61 |
| Madagascar | 10 320 | 23 280 | 125,58 | 42 570 | 96 030 | 125,58 |
| Somalia | 0 | 9 533 | - | 0 | 41 706 | - |
| Kenya | 66 974 | 85 757 | 28,05 | 134 717 | 103 992 | -22,81 |
| Reunion | 19 800 | 0 | -100,00 | 18 150 | 0 | -100,00 |
| Mozambique | 0 | 9 480 | - | 0 | 41 870 | - |
| Togo | 0 | 5 827 | - | 0 | 71 829 | - |
| Ghana | 23 280 | 24 512 | 5,29 | 96 030 | 79 701 | -17,00 |
| Liberia | 22 800 | 0 | -100,00 | 100 890 | 0 | -100,00 |
| Angola | 0 | 16 800 | - | 0 | 63 000 | - |
| Cameroon | 52 900 | 0 | -100,00 | 151 816 | 0 | -100,00 |
| Nigeria | 687 902 | 976 708 | 41,98 | 3 861 534 | 5 173 239 | 33,97 |
| Sierra Leone | 23 280 | 46 560 | 100,00 | 96 030 | 192 060 | 100,00 |
| Gabon | 0 | 51 200 | - | 0 | 180 400 | - |
| Mauritania | 23 280 | 23 280 | 0,00 | 96 030 | 96 030 | 0,00 |
| Mali | 46 560 | 0 | -100,00 | 192 060 | 0 | -100,00 |
| Benin | 0 | 22 080 | - | 0 | 96 030 | - |
| Gambia | 80 | 34 680 | 43 250,00 | 104 | 147 150 | 141 118,81 |
| Uganda | 0 | 100 | - | 0 | 5 | - |
| South Africa | 0 | 7 699 | - | 0 | 60 352 | - |
| Mauritius | 813 | 4 094 | 403,44 | 4 795 | 11 024 | 129,90 |
| Australia | 292 304 | 299 770 | 2,55 | 960 128 | 1 171 260 | 21,99 |
| New Zealand | 164 902 | 82 157 | -50,18 | 550 637 | 238 076 | -56,76 |
| Guam | 500 | 0 | -100,00 | 50 | 0 | -100,00 |
| Nauru | 0 | 6 720 | - | 0 | 30 800 | - |
| Northern Mariana Islands | 0 | 111 | - | 0 | 362 | - |
| Vanuatu | 16 129 | 1 290 | -92,00 | 55 463 | 3 090 | -94,43 |
| American Samoa | 0 | 720 | - | 0 | 1 752 | - |
| Fiji | 59 524 | 36 370 | -38,90 | 138 595 | 73 798 | -46,75 |
| Kiribati | 6 352 | 2 360 | -62,85 | 14 285 | 3 735 | -73,85 |
| Samoa | 1 260 | 12 324 | 878,13 | 3 340 | 31 756 | 850,77 |
| Solomon Islands | 52 439 | 43 163 | -17,69 | 89 762 | 112 210 | 25,01 |
| Tonga | 3 875 | 0 | -100,00 | 10 922 | 0 | -100,00 |
| Christmas Islands | 344 | 0 | -100,00 | 361 | 0 | -100,00 |
| East Timor | 814 365 | 977 013 | 19,97 | 909 150 | 1 083 978 | 19,23 |
| United States | 649 358 | 722 898 | 11,32 | 1 474 185 | 1 632 291 | 10,72 |
| Canada | 166 784 | 461 028 | 176,42 | 251 272 | 661 792 | 163,38 |
| Suriname | 116 | 720 | 520,26 | 3 940 | 1 790 | -54,57 |
| Brazil | 901 | 21 005 | 2 231,30 | 11 587 | 27 226 | 134,97 |
| Colombia | 0 | 50 | - | 0 | 231 | - |
| Paraguay | 0 | 2 000 | - | 0 | 36 000 | - |
| United Kingdom | 170 293 | 134 656 | -20,93 | 254 915 | 260 741 | 2,29 |
| Netherlands | 794 942 | 839 710 | 5,63 | 1 195 445 | 1 398 759 | 17,01 |
| France | 352 495 | 195 376 | -44,57 | 437 686 | 283 693 | -35,18 |
| Germany, Fed. Rep. Of | 1 005 457 | 1 191 861 | 18,54 | 961 972 | 1 415 398 | 47,13 |
| Austria | 39 600 | 79 320 | 100,30 | 36 300 | 94 200 | 159,50 |
| Belgium | 77 405 | 199 939 | 158,30 | 133 107 | 543 148 | 308,05 |
| Switzerland | 2 350 | 274 | -88,35 | 3 995 | 1 314 | -67,11 |
| Denmark | 0 | 75 | - | 0 | 3 | - |
| Norway | 230 | 208 | -9,61 | 960 | 832 | -13,38 |
| Finland | 18 210 | 36 600 | 100,99 | 23 750 | 47 500 | 100,00 |
| Ireland | 808 | 2 260 | 179,54 | 1 799 | 27 120 | 1 407,44 |
| Italy | 123 619 | 65 121 | -47,32 | 108 443 | 73 490 | -32,23 |
| Spain | 90 240 | 378 162 | 319,06 | 77 776 | 566 927 | 628,92 |
| Portugal | 24 994 | 0 | -100,00 | 124 336 | 0 | -100,00 |
| Greece | 0 | 2 000 | - | 0 | 4 500 | - |
| Hungary | 0 | 18 840 | - | 0 | 41 213 | - |
| Poland | 39 600 | 41 014 | 3,57 | 36 300 | 49 358 | 35,97 |
| Ukraine | 15 775 | 106 400 | 574,48 | 3 385 | 61 420 | 1 714,64 |
| Lithuania | 0 | 395 | - | 0 | 4 500 | - |

**TABEL 6. PERKEMBANGAN EKSPOR INDONESIA MENURUT KOMODITI DAN NEGARA TUJUAN
JANUARI-FEBRUARI 2016 DAN 2017**

| KOMODITI / NEGARA TUJUAN | BERAT BERSIH (KG) | | PERUB | NILAI FOB (US \$) | | PERUB |
|----------------------------|-------------------|-------------------|--------------|-------------------|------------------|---------------|
| | JAN-FEB 2016 | JAN-FEB 2017 | % | JAN-FEB 2016 | JAN-FEB 2017 | % |
| | (1) | (2) | (3) | (4) | (5) | (6) |
| Latvia | 0 | 150 | - | 0 | 5 925 | - |
| Estonia | 11 500 | 0 | -100,00 | 19 998 | 0 | -100,00 |
| Georgia | 1 200 | 0 | -100,00 | 1 560 | 0 | -100,00 |
| Slovakia | 2 400 | 2 000 | -16,67 | 5 520 | 16 000 | 189,86 |
| Slovenia | 45 070 | 0 | -100,00 | 80 309 | 0 | -100,00 |
| Czech Republic | 0 | 39 600 | - | 0 | 46 200 | - |
| Russia Federation | 17 326 | 24 314 | 40,33 | 40 229 | 34 839 | -13,40 |
| Serbia | 2 082 | 0 | -100,00 | 5 201 | 0 | -100,00 |
| MINUMAN RINGAN | 14 014 499 | 14 624 281 | 4,35 | 9 904 263 | 9 914 960 | 0,11 |
| Japan | 0 | 26 306 | - | 0 | 3 779 | - |
| Hongkong | 250 211 | 501 600 | 100,47 | 228 646 | 386 077 | 68,85 |
| Korea, Republic Of | 28 174 | 0 | -100,00 | 21 110 | 0 | -100,00 |
| Taiwan | 131 157 | 170 337 | 29,87 | 169 985 | 157 614 | -7,28 |
| China | 63 060 | 328 889 | 421,55 | 45 857 | 209 787 | 357,48 |
| Papua New Guinea | 3 028 261 | 3 781 489 | 24,87 | 1 637 169 | 1 985 113 | 21,25 |
| Thailand | 175 473 | 284 709 | 62,25 | 92 249 | 140 544 | 52,35 |
| Singapore | 1 816 646 | 3 399 202 | 87,11 | 2 464 202 | 3 578 895 | 45,24 |
| Philippines | 904 692 | 528 246 | -41,61 | 355 595 | 212 911 | -40,13 |
| Malaysia | 307 570 | 457 542 | 48,76 | 293 336 | 379 598 | 29,41 |
| Myanmar | 289 930 | 1 026 052 | 253,90 | 220 089 | 753 201 | 242,23 |
| Cambodia | 0 | 16 769 | - | 0 | 8 599 | - |
| Brunei Darussalam | 850 490 | 478 414 | -43,75 | 463 582 | 304 880 | -34,23 |
| Vietnam | 150 741 | 597 681 | 296,50 | 280 504 | 295 782 | 5,45 |
| Maldives | 70 645 | 45 714 | -35,29 | 51 100 | 26 952 | -47,26 |
| India | 525 | 8 690 | 1 555,24 | 2 150 | 17 050 | 692,93 |
| Pakistan | 4 575 | 1 064 | -76,74 | 4 228 | 1 182 | -72,04 |
| Iraq | 7 590 | 12 150 | 60,08 | 4 644 | 6 750 | 45,34 |
| Saudi Arabia | 117 511 | 0 | -100,00 | 55 500 | 0 | -100,00 |
| Oman | 404 004 | 174 270 | -56,86 | 250 153 | 99 093 | -60,39 |
| United Arab Emirates | 282 545 | 148 218 | -47,54 | 175 087 | 83 962 | -52,05 |
| Qatar | 62 420 | 28 169 | -54,87 | 38 577 | 16 949 | -56,07 |
| Bahrain | 34 719 | 0 | -100,00 | 23 454 | 0 | -100,00 |
| Kenya | 0 | 756 | - | 0 | 760 | - |
| Togo | 93 | 110 | 18,28 | 143 | 255 | 78,30 |
| Guinea | 14 004 | 0 | -100,00 | 17 784 | 0 | -100,00 |
| Angola | 52 | 0 | -100,00 | 35 | 0 | -100,00 |
| Congo | 12 | 0 | -100,00 | 22 | 0 | -100,00 |
| Nigeria | 1 598 | 2 188 | 36,92 | 623 | 827 | 32,61 |
| Cote D'Ivoire | 45 | 14 | -68,89 | 67 | 24 | -63,95 |
| Senegal | 220 | 0 | -100,00 | 17 | 0 | -100,00 |
| Gambia | 210 | 0 | -100,00 | 425 | 0 | -100,00 |
| South Africa | 0 | 18 270 | - | 0 | 11 484 | - |
| Australia | 97 050 | 46 527 | -52,06 | 105 794 | 41 835 | -60,46 |
| New Zealand | 75 600 | 2 699 | -96,43 | 60 829 | 15 316 | -74,82 |
| Micronesia, Fed. States Of | 16 710 | 0 | -100,00 | 2 639 | 0 | -100,00 |
| Nauru | 0 | 6 000 | - | 0 | 1 067 | - |
| Northern Mariana Islands | 927 | 1 305 | 40,76 | 1 480 | 2 855 | 92,86 |
| Vanuatu | 1 222 | 15 775 | 1 190,53 | 4 203 | 6 171 | 46,82 |
| American Samoa | 35 201 | 23 146 | -34,25 | 21 180 | 12 473 | -41,11 |
| Kiribati | 1 700 | 9 461 | 456,54 | 2 140 | 3 151 | 47,25 |
| Samoa | 6 123 | 0 | -100,00 | 8 237 | 0 | -100,00 |
| Solomon Islands | 54 723 | 60 869 | 11,23 | 18 520 | 15 786 | -14,76 |
| Tonga | 268 | 0 | -100,00 | 2 998 | 0 | -100,00 |
| East Timor | 3 148 024 | 2 143 874 | -31,90 | 1 518 224 | 870 284 | -42,68 |
| United States | 1 454 756 | 55 726 | -96,17 | 1 161 421 | 58 929 | -94,93 |
| Canada | 75 600 | 28 800 | -61,90 | 59 445 | 60 480 | 1,74 |
| Costa Rica | 0 | 15 846 | - | 0 | 7 298 | - |
| United Kingdom | 22 000 | 18 072 | -17,86 | 14 794 | 12 096 | -18,24 |
| Netherlands | 15 422 | 8 656 | -43,87 | 10 133 | 5 497 | -45,75 |
| France | 0 | 150 400 | - | 0 | 119 408 | - |
| Switzerland | 0 | 277 | - | 0 | 249 | - |
| Slovenia | 12 000 | 0 | -100,00 | 15 893 | 0 | -100,00 |
| MINUMAN BERALKOHOL | 1 186 464 | 1 342 744 | 13,17 | 3 160 390 | 1 776 125 | -43,80 |
| Japan | 69 994 | 19 668 | -71,90 | 232 601 | 30 003 | -87,10 |
| Hongkong | 9 882 | 3 873 | -60,81 | 186 703 | 4 579 | -97,55 |
| Korea, Republic Of | 3 220 | 0 | -100,00 | 60 820 | 0 | -100,00 |
| Taiwan | 25 669 | 27 765 | 8,17 | 14 367 | 8 435 | -41,29 |
| China | 9 210 | 12 | -99,87 | 176 983 | 18 | -99,99 |
| Papua New Guinea | 0 | 318 | - | 0 | 205 | - |
| Thailand | 473 994 | 456 871 | -3,61 | 863 410 | 339 568 | -60,67 |
| Singapore | 29 886 | 539 960 | 1 706,75 | 528 804 | 1 053 281 | 99,18 |
| Philippines | 20 | 0 | -100,00 | 44 | 0 | -100,00 |
| Malaysia | 281 635 | 51 494 | -81,72 | 516 155 | 34 676 | -93,28 |
| Maldives | 743 | 0 | -100,00 | 479 | 0 | -100,00 |
| Pakistan | 0 | 35 088 | - | 0 | 87 000 | - |
| United Arab Emirates | 0 | 73 | - | 0 | 302 | - |
| Australia | 128 620 | 52 666 | -59,05 | 274 695 | 51 740 | -81,16 |
| New Zealand | 2 530 | 3 330 | 31,62 | 2 360 | 3 420 | 44,92 |
| Solomon Islands | 0 | 720 | - | 0 | 2 480 | - |
| East Timor | 129 532 | 122 195 | -5,66 | 203 832 | 126 404 | -37,99 |
| United Kingdom | 0 | 19 128 | - | 0 | 20 400 | - |
| Netherlands | 21 469 | 9 564 | -55,45 | 97 615 | 13 056 | -86,63 |
| Belgium | 52 | 20 | -62,28 | 1 512 | 558 | -63,10 |
| Ireland | 11 | 0 | -100,00 | 10 | 0 | -100,00 |

**TABEL 6. PERKEMBANGAN EKSPOR INDONESIA MENURUT KOMODITI DAN NEGARA TUJUAN
JANUARI-FEBRUARI 2016 DAN 2017**

| KOMODITI / NEGARA TUJUAN | BERAT BERSIH (KG) | | PERUB | NILAI FOB (US \$) | | PERUB |
|----------------------------------|-------------------|-------------------|---------------|--------------------|--------------------|---------------|
| | JAN-FEB 2016 | JAN-FEB 2017 | % | JAN-FEB 2016 | JAN-FEB 2017 | % |
| | (1) | (2) | (3) | (4) | (5) | (6) |
| AIR MINUM DAN AIR MINERAL | 10 743 643 | 9 157 809 | -14,76 | 1 640 471 | 1 348 679 | -17,79 |
| Japan | 43 890 | 5 | -99,99 | 6 306 | 56 | -99,11 |
| Hongkong | 58 072 | 2 395 | -95,88 | 9 284 | 176 | -98,11 |
| Taiwan | 19 704 | 23 231 | 17,90 | 31 801 | 71 684 | 125,42 |
| China | 12 | 0 | -100,00 | 16 | 0 | -100,00 |
| Macau | 1 680 | 0 | -100,00 | 350 | 0 | -100,00 |
| Papua New Guinea | 319 368 | 910 708 | 185,16 | 42 959 | 162 424 | 278,09 |
| Thailand | 10 500 | 0 | -100,00 | 6 000 | 0 | -100,00 |
| Singapore | 1 858 374 | 1 948 197 | 4,83 | 269 671 | 274 761 | 1,89 |
| Philippines | 0 | 11 340 | - | 0 | 3 192 | - |
| Malaysia | 80 | 1 474 | 1 742,50 | 40 | 4 450 | 11 025,78 |
| Brunei Darussalam | 290 380 | 396 689 | 36,61 | 56 243 | 53 332 | -5,18 |
| Australia | 195 519 | 1 | -100,00 | 36 876 | 1 | -100,00 |
| Nauru | 176 494 | 0 | -100,00 | 26 375 | 0 | -100,00 |
| Kiribati | 14 690 | 0 | -100,00 | 2 486 | 0 | -100,00 |
| Solomon Islands | 35 254 | 0 | -100,00 | 6 306 | 0 | -100,00 |
| Christmas Islands | 20 | 0 | -100,00 | 81 | 0 | -100,00 |
| East Timor | 7 512 454 | 5 863 768 | -21,95 | 1 017 891 | 778 601 | -23,51 |
| United States | 159 000 | 1 | -100,00 | 95 400 | 3 | -100,00 |
| United Kingdom | 16 000 | 0 | -100,00 | 12 000 | 0 | -100,00 |
| Germany, Fed. Rep. Of | 3 | 0 | -100,00 | 2 | 0 | -100,00 |
| Belgium | 150 | 0 | -100,00 | 22 | 0 | -100,00 |
| Spain | 32 000 | 0 | -100,00 | 20 362 | 0 | -100,00 |
| ROKOK KRETEK | 13 484 365 | 11 618 265 | -13,84 | 128 256 715 | 123 589 537 | -3,64 |
| Japan | 16 042 | 30 195 | 88,23 | 390 446 | 1 111 370 | 184,64 |
| Hongkong | 36 446 | 534 200 | 1 365,73 | 565 815 | 4 546 080 | 703,46 |
| Korea, Republic Of | 0 | 1 471 | - | 0 | 77 650 | - |
| Taiwan | 84 590 | 237 756 | 181,07 | 592 462 | 2 042 856 | 244,81 |
| Papua New Guinea | 877 | 4 899 | 458,81 | 47 924 | 54 104 | 12,90 |
| Thailand | 820 318 | 1 173 335 | 43,03 | 5 369 244 | 7 658 277 | 42,63 |
| Singapore | 1 162 342 | 1 299 698 | 11,82 | 14 941 840 | 17 190 073 | 15,05 |
| Philippines | 344 657 | 299 523 | -13,10 | 3 213 303 | 2 689 073 | -16,31 |
| Malaysia | 2 215 376 | 1 530 248 | -30,93 | 37 456 907 | 33 939 853 | -9,39 |
| Cambodia | 7 347 175 | 4 807 410 | -34,57 | 52 257 545 | 34 269 983 | -34,42 |
| Lao People'S Dem. Rep. | 2 429 | 1 474 | -39,31 | 28 935 | 22 865 | -20,98 |
| Vietnam | 515 200 | 775 609 | 50,55 | 6 037 340 | 8 678 207 | 43,74 |
| Maldives | 7 932 | 20 108 | 153,49 | 89 731 | 266 087 | 196,54 |
| India | 10 471 | 23 021 | 119,84 | 64 082 | 130 780 | 104,08 |
| Iran (Islamic Republic Of) | 0 | 6 300 | - | 0 | 66 550 | - |
| Saudi Arabia | 4 195 | 31 169 | 643,07 | 34 232 | 377 184 | 1 001,84 |
| Jordan | 0 | 9 450 | - | 0 | 56 700 | - |
| Turkey | 1 540 | 0 | -100,00 | 22 396 | 0 | -100,00 |
| United Arab Emirates | 157 901 | 195 350 | 23,72 | 1 117 598 | 2 356 999 | 110,90 |
| Qatar | 559 | 500 | -10,55 | 6 095 | 5 750 | -5,66 |
| Egypt | 201 096 | 188 055 | -6,48 | 839 160 | 1 179 360 | 40,54 |
| Togo | 0 | 14 | - | 0 | 24 | - |
| Mali | 0 | 1 458 | - | 0 | 18 272 | - |
| Australia | 32 228 | 46 596 | 44,58 | 401 615 | 654 467 | 62,96 |
| New Zealand | 3 636 | 8 183 | 125,03 | 58 682 | 99 395 | 69,38 |
| East Timor | 184 557 | 223 724 | 21,22 | 2 450 130 | 3 817 075 | 55,79 |
| United States | 2 | 855 | 42 664,75 | 60 | 3 270 | 5 350,00 |
| Canada | 1 485 | 0 | -100,00 | 27 350 | 0 | -100,00 |
| Panama | 139 194 | 112 510 | -19,17 | 118 800 | 96 000 | -19,19 |
| Paraguay | 72 240 | 54 736 | -24,23 | 1 910 615 | 2 175 084 | 13,84 |
| Belize | 112 480 | 0 | -100,00 | 96 000 | 0 | -100,00 |
| Aruba | 2 398 | 0 | -100,00 | 26 793 | 0 | -100,00 |
| Netherlands Antilles | 4 390 | 0 | -100,00 | 49 029 | 0 | -100,00 |
| United Kingdom | 66 | 0 | -100,00 | 1 080 | 0 | -100,00 |
| Netherlands | 209 | 0 | -100,00 | 3 320 | 0 | -100,00 |
| Germany, Fed. Rep. Of | 761 | 420 | -44,81 | 11 695 | 6 150 | -47,41 |
| Hungary | 715 | 0 | -100,00 | 12 060 | 0 | -100,00 |
| Poland | 737 | 0 | -100,00 | 12 440 | 0 | -100,00 |
| Czech Republic | 121 | 0 | -100,00 | 1 990 | 0 | -100,00 |
| TEBKAU OLAHAN | 3 263 642 | 4 764 469 | 45,99 | 20 317 673 | 30 374 978 | 49,50 |
| Japan | 10 | 0 | -100,00 | 900 | 0 | -100,00 |
| Hongkong | 0 | 17 100 | - | 0 | 8 550 | - |
| Korea, Republic Of | 15 655 | 891 700 | 5 595,91 | 108 479 | 6 046 575 | 5 473,98 |
| Taiwan | 12 | 0 | -100,00 | 219 | 0 | -100,00 |
| Papua New Guinea | 0 | 171 778 | - | 0 | 1 616 871 | - |
| Singapore | 591 312 | 878 020 | 48,49 | 3 201 653 | 5 011 459 | 56,53 |
| Philippines | 900 | 0 | -100,00 | 6 898 | 0 | -100,00 |
| Malaysia | 521 038 | 178 449 | -65,75 | 3 235 463 | 1 161 275 | -64,11 |
| Vietnam | 157 300 | 467 750 | 197,36 | 1 080 750 | 453 695 | -58,02 |
| India | 46 260 | 35 562 | -23,12 | 382 041 | 293 996 | -23,05 |
| Pakistan | 56 613 | 31 950 | -43,56 | 454 602 | 237 181 | -47,83 |
| Bangladesh | 3 600 | 0 | -100,00 | 26 065 | 0 | -100,00 |
| Sri Lanka | 206 933 | 53 172 | -74,30 | 2 673 768 | 1 368 911 | -48,80 |
| Afghanistan | 1 321 | 0 | -100,00 | 4 800 | 0 | -100,00 |
| United Arab Emirates | 126 720 | 39 610 | -68,74 | 803 536 | 245 779 | -69,41 |
| Egypt | 97 755 | 97 033 | -0,74 | 203 124 | 197 422 | -2,81 |
| Australia | 48 257 | 58 111 | 20,42 | 591 437 | 776 009 | 31,21 |
| New Zealand | 1 719 | 3 402 | 97,92 | 20 184 | 61 026 | 202,35 |
| Fiji | 0 | 11 760 | - | 0 | 99 725 | - |
| Samoa | 0 | 32 340 | - | 0 | 274 243 | - |
| Solomon Islands | 0 | 19 110 | - | 0 | 162 053 | - |

TABEL 6. PERKEMBANGAN EKSPOR INDONESIA MENURUT KOMODITI DAN NEGARA TUJUAN
JANUARI-FEBRUARI 2016 DAN 2017

| KOMODITI / NEGARA TUJUAN | BERAT BERSIH (KG) | | PERUB | NILAI FOB (US \$) | | PERUB |
|---------------------------------|--------------------|--------------------|--------------|--------------------|--------------------|---------------|
| | JAN-FEB 2016 | JAN-FEB 2017 | % | JAN-FEB 2016 | JAN-FEB 2017 | % |
| | (1) | (2) | (3) | (4) | (5) | (6) |
| East Timor | 28 830 | 0 | -100,00 | 334 800 | 0 | -100,00 |
| United States | 367 936 | 330 082 | -10,29 | 705 874 | 1 986 594 | 181,44 |
| Honduras | 0 | 19 800 | - | 0 | 109 296 | - |
| Nicaragua | 10 904 | 0 | -100,00 | 109 039 | 0 | -100,00 |
| Brazil | 56 610 | 26 526 | -53,14 | 286 951 | 96 581 | -66,34 |
| Dominican Republic | 0 | 217 800 | - | 0 | 285 516 | - |
| United Kingdom | 0 | 20 200 | - | 0 | 79 249 | - |
| Netherlands | 472 884 | 175 837 | -62,82 | 1 707 320 | 866 930 | -49,22 |
| Germany, Fed. Rep. Of | 85 555 | 96 471 | 12,76 | 1 640 913 | 3 205 671 | 95,36 |
| Belgium | 348 206 | 577 488 | 65,85 | 2 489 902 | 5 103 735 | 104,98 |
| Switzerland | 0 | 3 | - | 0 | 7 | - |
| Denmark | 5 327 | 0 | -100,00 | 236 469 | 0 | -100,00 |
| Italy | 11 986 | 8 134 | -32,14 | 12 487 | 9 285 | -25,64 |
| Spain | 0 | 4 672 | - | 0 | 51 715 | - |
| Hungary | 0 | 19 200 | - | 0 | 105 984 | - |
| Belarus | 0 | 53 460 | - | 0 | 73 240 | - |
| Russia Federation | 0 | 208 749 | - | 0 | 277 157 | - |
| Serbia | 0 | 19 200 | - | 0 | 109 248 | - |
| ROKOK DAN CERUTU LAINNYA | 1 135 370 | 1 415 020 | 24,63 | 11 804 420 | 9 990 217 | -15,37 |
| Japan | 52 | 0 | -100,00 | 4 088 | 0 | -100,00 |
| Hongkong | 96 | 845 | 780,38 | 3 300 | 43 540 | 1 219,40 |
| Taiwan | 125 | 211 | 68,59 | 5 080 | 7 720 | 51,97 |
| Papua New Guinea | 0 | 112 | - | 0 | 8 769 | - |
| Thailand | 31 429 | 56 160 | 78,69 | 109 679 | 193 440 | 76,37 |
| Singapore | 588 555 | 881 755 | 49,82 | 626 333 | 824 977 | 31,72 |
| Malaysia | 1 | 4 300 | 429 900,00 | 1 | 36 000 | 3 599 900,00 |
| Lao People'S Dem. Rep. | 0 | 8 | - | 0 | 40 | - |
| South Africa | 0 | 322 | - | 0 | 4 160 | - |
| Australia | 4 508 | 363 | -91,95 | 52 533 | 14 925 | -71,59 |
| United States | 134 501 | 139 214 | 3,50 | 2 026 604 | 2 091 649 | 3,21 |
| Argentina | 327 | 0 | -100,00 | 13 500 | 0 | -100,00 |
| Netherlands | 0 | 1 193 | - | 0 | 21 568 | - |
| Germany, Fed. Rep. Of | 75 258 | 88 622 | 17,76 | 2 247 225 | 1 088 077 | -51,58 |
| Austria | 0 | 74 | - | 0 | 2 611 | - |
| Belgium | 85 674 | 102 957 | 20,17 | 1 254 355 | 1 900 852 | 51,54 |
| Spain | 340 | 0 | -100,00 | 16 000 | 0 | -100,00 |
| Portugal | 99 430 | 20 612 | -79,27 | 2 398 197 | 631 394 | -73,67 |
| Greece | 6 291 | 49 706 | 690,06 | 124 716 | 1 116 723 | 795,41 |
| Hungary | 135 | 53 | -60,74 | 4 140 | 1 382 | -66,62 |
| Poland | 17 008 | 0 | -100,00 | 356 147 | 0 | -100,00 |
| Lithuania | 91 639 | 64 482 | -29,63 | 2 562 523 | 1 951 241 | -23,85 |
| Russia Federation | 0 | 4 031 | - | 0 | 51 150 | - |
| BENANG PINTAL | 126 583 184 | 116 207 002 | -8,20 | 297 588 101 | 284 247 367 | -4,48 |
| Japan | 7 025 365 | 6 260 103 | -10,89 | 21 304 438 | 18 767 952 | -11,91 |
| Hongkong | 1 165 120 | 815 560 | -30,00 | 4 213 519 | 4 029 932 | -4,36 |
| Korea, Republic Of | 9 380 226 | 12 614 080 | 34,48 | 21 129 245 | 30 660 468 | 45,11 |
| Taiwan | 677 089 | 677 960 | 0,13 | 1 313 527 | 1 532 746 | 16,69 |
| China | 16 250 943 | 15 814 481 | -2,69 | 42 654 610 | 45 916 891 | 7,65 |
| Thailand | 1 042 425 | 1 249 649 | 19,88 | 2 055 416 | 2 525 978 | 22,89 |
| Singapore | 63 021 | 81 272 | 28,96 | 93 594 | 310 854 | 232,13 |
| Philippines | 2 373 401 | 1 753 917 | -26,10 | 5 468 865 | 3 958 291 | -27,62 |
| Malaysia | 1 038 892 | 731 325 | -29,61 | 1 905 462 | 1 037 152 | -45,57 |
| Myanmar | 255 140 | 86 430 | -66,12 | 718 760 | 174 881 | -75,67 |
| Cambodia | 4 888 | 30 720 | 528,48 | 25 477 | 190 537 | 647,87 |
| Vietnam | 2 821 939 | 2 760 622 | -2,17 | 8 346 701 | 8 275 306 | -0,86 |
| India | 1 856 111 | 1 075 234 | -42,07 | 3 361 603 | 1 593 102 | -52,61 |
| Pakistan | 5 121 667 | 3 171 240 | -38,08 | 10 514 223 | 6 869 351 | -34,67 |
| Bangladesh | 8 552 762 | 4 385 347 | -48,73 | 22 047 421 | 11 559 994 | -47,57 |
| Sri Lanka | 560 403 | 485 934 | -13,29 | 2 003 745 | 1 620 584 | -19,12 |
| Iraq | 8 709 | 0 | -100,00 | 16 357 | 0 | -100,00 |
| Iran (Islamic Republic Of) | 76 248 | 74 760 | -1,95 | 118 846 | 120 416 | 1,32 |
| Saudi Arabia | 23 363 | 22 820 | -2,32 | 64 855 | 124 005 | 91,21 |
| Israel | 67 133 | 0 | -100,00 | 174 992 | 0 | -100,00 |
| Jordan | 1 | 14 485 | 1 448 398,00 | 1 | 26 700 | 2 669 900,00 |
| Yemen | 246 728 | 157 294 | -36,25 | 1 272 799 | 777 841 | -38,89 |
| Syria Arab Republic | 332 652 | 91 762 | -72,41 | 699 300 | 218 362 | -68,77 |
| Turkey | 14 928 687 | 14 843 399 | -0,57 | 32 264 693 | 33 343 096 | 3,34 |
| United Arab Emirates | 4 333 | 117 936 | 2 621,81 | 24 092 | 284 969 | 1 082,86 |
| Egypt | 9 117 401 | 6 251 586 | -31,43 | 20 015 918 | 14 137 055 | -29,37 |
| Libyan Arab Jamahiriya | 10 811 | 10 811 | 0,00 | 24 324 | 24 216 | -0,44 |
| Morocco | 2 144 764 | 1 891 071 | -11,83 | 4 695 016 | 4 050 678 | -13,72 |
| Tunisia | 52 701 | 170 254 | 223,06 | 120 244 | 366 462 | 204,77 |
| Algeria | 105 937 | 23 611 | -77,71 | 320 070 | 83 140 | -74,02 |
| Ethiopia | 399 860 | 649 727 | 62,49 | 956 865 | 1 656 804 | 73,15 |
| Madagascar | 38 950 | 39 917 | 2,48 | 95 108 | 57 783 | -39,25 |
| Kenya | 223 069 | 218 956 | -1,84 | 585 795 | 599 565 | 2,35 |
| Congo | 1 536 | 834 | -45,70 | 866 | 563 | -35,06 |
| Nigeria | 24 192 | 128 490 | 431,13 | 63 602 | 258 649 | 306,67 |
| Gabon | 0 | 1 790 | - | 0 | 630 | - |
| Senegal | 7 602 | 7 602 | 0,00 | 5 320 | 5 320 | 0,00 |
| Djibouti | 191 916 | 20 866 | -89,13 | 494 477 | 35 472 | -92,83 |
| South Africa | 356 841 | 303 700 | -14,89 | 580 517 | 684 312 | 17,88 |
| Mauritius | 145 226 | 207 163 | 42,65 | 484 918 | 601 399 | 24,02 |
| Australia | 170 300 | 112 261 | -34,08 | 503 381 | 393 035 | -21,92 |
| New Zealand | 1 915 | 1 351 | -29,44 | 11 172 | 10 641 | -4,76 |

TABEL 6. PERKEMBANGAN EKSPOR INDONESIA MENURUT KOMODITI DAN NEGARA TUJUAN
JANUARI-FEBRUARI 2016 DAN 2017

| KOMODITI / NEGARA TUJUAN | BERAT BERSIH (KG) | | PERUB | NILAI FOB (US \$) | | PERUB |
|----------------------------|-------------------|-------------------|---------------|--------------------|--------------------|---------------|
| | JAN-FEB 2016 | JAN-FEB 2017 | % | JAN-FEB 2016 | JAN-FEB 2017 | % |
| | (1) | (2) | (3) | (4) | (5) | (6) |
| Fiji | 1 386 | 0 | -100,00 | 9 012 | 0 | -100,00 |
| East Timor | 12 737 | 9 161 | -28,08 | 4 074 | 5 228 | 28,32 |
| United States | 5 117 523 | 4 615 391 | -9,81 | 11 908 238 | 10 078 404 | -15,37 |
| Canada | 165 404 | 357 574 | 116,18 | 464 983 | 845 809 | 81,90 |
| Mexico | 1 655 162 | 1 914 325 | 15,66 | 3 653 989 | 3 894 926 | 6,59 |
| Guatemala | 286 820 | 772 464 | 169,32 | 754 189 | 2 114 228 | 180,33 |
| Honduras | 173 729 | 221 926 | 27,74 | 418 039 | 580 217 | 38,80 |
| Chile | 158 500 | 318 680 | 101,06 | 378 145 | 759 461 | 100,84 |
| Argentina | 2 049 576 | 481 173 | -76,52 | 4 194 831 | 1 284 584 | -69,38 |
| Brazil | 11 093 054 | 11 114 973 | 0,20 | 23 326 422 | 24 623 447 | 5,56 |
| Colombia | 2 299 495 | 1 118 313 | -51,37 | 5 026 395 | 2 405 562 | -52,14 |
| Uruguay | 12 797 | 12 804 | 0,05 | 48 245 | 45 710 | -5,25 |
| Paraguay | 51 072 | 0 | -100,00 | 83 711 | 0 | -100,00 |
| Ecuador | 44 339 | 104 075 | 134,73 | 69 931 | 217 533 | 211,07 |
| Peru | 808 555 | 900 980 | 11,43 | 1 671 962 | 2 293 604 | 37,18 |
| Dominican Republic | 189 898 | 315 222 | 66,00 | 543 128 | 1 043 474 | 92,12 |
| El Salvador | 41 575 | 48 175 | 15,87 | 72 393 | 131 416 | 81,53 |
| United Kingdom | 581 417 | 465 723 | -19,90 | 1 340 914 | 1 026 327 | -23,46 |
| Netherlands | 311 956 | 440 618 | 41,24 | 921 976 | 1 073 052 | 16,39 |
| France | 0 | 4 | - | 0 | 3 | - |
| Germany, Fed. Rep. Of | 1 756 768 | 2 099 927 | 19,53 | 4 110 856 | 4 994 150 | 21,49 |
| Austria | 19 | 2 | -89,47 | 19 | 2 | -89,47 |
| Belgium | 2 898 893 | 2 148 650 | -25,88 | 6 068 336 | 4 639 920 | -23,54 |
| Switzerland | 3 | 12 | 300,00 | 3 | 12 | 300,00 |
| Denmark | 22 022 | 8 637 | -60,78 | 34 559 | 19 780 | -42,77 |
| Sweden | 16 330 | 16 938 | 3,73 | 40 850 | 46 095 | 12,84 |
| Finland | 0 | 68 265 | - | 0 | 73 905 | - |
| Italy | 2 653 579 | 3 984 660 | 50,16 | 5 928 035 | 9 371 675 | 58,09 |
| Spain | 2 183 395 | 1 771 194 | -18,88 | 4 781 582 | 3 892 537 | -18,59 |
| Portugal | 2 401 873 | 2 784 429 | 15,93 | 5 778 286 | 7 001 221 | 21,16 |
| Greece | 209 382 | 190 338 | -9,10 | 437 684 | 406 163 | -7,20 |
| Hungary | 79 833 | 71 692 | -10,20 | 336 494 | 346 369 | 2,93 |
| Poland | 788 740 | 411 912 | -47,78 | 1 813 154 | 884 927 | -51,19 |
| Romania | 144 528 | 221 430 | 53,21 | 481 537 | 638 270 | 32,55 |
| Bulgaria | 186 758 | 34 164 | -81,71 | 291 445 | 30 206 | -89,64 |
| Albania | 0 | 18 521 | - | 0 | 22 749 | - |
| Armenia | 19 958 | 0 | -100,00 | 19 559 | 0 | -100,00 |
| Belarus | 0 | 1 | - | 0 | 2 | - |
| Ukraine | 4 889 | 59 874 | 1 124,76 | 16 621 | 78 921 | 374,82 |
| Lithuania | 29 365 | 40 607 | 38,28 | 84 620 | 117 458 | 38,81 |
| Latvia | 382 277 | 246 304 | -35,57 | 430 003 | 339 335 | -21,09 |
| Estonia | 70 721 | 75 621 | 6,93 | 124 582 | 144 361 | 15,88 |
| Georgia | 19 958 | 39 917 | 100,00 | 19 559 | 34 728 | 77,55 |
| Croatia | 8 709 | 0 | -100,00 | 14 806 | 0 | -100,00 |
| Slovenia | 116 797 | 26 085 | -77,67 | 292 001 | 63 068 | -78,40 |
| Russia Federation | 663 126 | 1 319 922 | 99,05 | 842 801 | 1 793 403 | 112,79 |
| KAIN TENUNAN | 35 241 400 | 29 992 919 | -14,89 | 204 246 803 | 169 040 580 | -17,24 |
| Japan | 5 336 063 | 5 255 975 | -1,50 | 26 409 154 | 26 400 604 | -0,03 |
| Hongkong | 60 271 | 34 979 | -41,96 | 529 883 | 339 777 | -35,88 |
| Korea, Republic Of | 1 001 255 | 911 106 | -9,00 | 3 706 357 | 3 036 028 | -18,09 |
| Taiwan | 308 960 | 206 289 | -33,23 | 1 008 676 | 696 428 | -30,96 |
| China | 1 058 424 | 837 442 | -20,88 | 5 995 080 | 5 153 854 | -14,03 |
| Macau | 12 925 | 0 | -100,00 | 155 198 | 0 | -100,00 |
| Papua New Guinea | 52 063 | 48 848 | -6,18 | 370 062 | 314 916 | -14,90 |
| Thailand | 912 787 | 751 645 | -17,65 | 4 650 054 | 4 116 576 | -11,47 |
| Singapore | 208 334 | 182 010 | -12,64 | 1 751 471 | 1 397 579 | -20,21 |
| Philippines | 409 898 | 640 755 | 56,32 | 2 826 742 | 3 188 459 | 12,80 |
| Malaysia | 3 447 060 | 3 760 938 | 9,11 | 12 579 082 | 14 894 231 | 18,40 |
| Myanmar | 107 780 | 144 159 | 33,75 | 1 066 346 | 1 358 077 | 27,36 |
| Cambodia | 147 876 | 49 982 | -66,20 | 1 088 102 | 316 416 | -70,92 |
| Brunei Darussalam | 25 349 | 10 882 | -57,07 | 162 315 | 78 401 | -51,70 |
| Lao People'S Dem. Rep. | 55 234 | 56 733 | 2,71 | 315 092 | 357 630 | 13,50 |
| Nepal | 3 683 | 17 520 | 375,71 | 20 380 | 60 667 | 197,68 |
| Vietnam | 506 308 | 484 089 | -4,39 | 4 373 539 | 3 425 014 | -21,69 |
| Maldives | 129 | 10 422 | 7 969,79 | 1 813 | 63 730 | 3 415,12 |
| India | 165 886 | 95 173 | -42,63 | 1 189 799 | 715 796 | -39,84 |
| Pakistan | 109 063 | 52 697 | -51,68 | 935 966 | 432 976 | -53,74 |
| Bangladesh | 905 231 | 871 653 | -3,71 | 5 329 854 | 5 179 448 | -2,82 |
| Sri Lanka | 230 551 | 368 728 | 59,93 | 1 244 950 | 2 296 450 | 84,46 |
| Iraq | 12 240 | 183 154 | 1 396,36 | 88 749 | 1 649 635 | 1 758,76 |
| Iran (Islamic Republic Of) | 23 881 | 41 967 | 75,74 | 227 302 | 450 830 | 98,34 |
| Saudi Arabia | 823 046 | 1 317 153 | 60,03 | 5 954 288 | 8 980 159 | 50,82 |
| Israel | 249 899 | 0 | -100,00 | 822 623 | 0 | -100,00 |
| Kuwait | 143 749 | 167 826 | 16,75 | 1 162 760 | 1 302 915 | 12,05 |
| Jordan | 36 191 | 63 661 | 75,91 | 208 909 | 389 679 | 86,53 |
| Lebanon | 124 894 | 70 014 | -43,94 | 581 547 | 438 032 | -24,68 |
| Yemen | 27 374 | 27 475 | 0,37 | 203 932 | 187 970 | -7,83 |
| Oman | 30 901 | 69 530 | 125,01 | 177 429 | 527 778 | 197,46 |
| Syria Arab Republic | 6 680 | 8 576 | 28,37 | 62 154 | 68 683 | 10,50 |
| Turkey | 7 494 029 | 4 262 694 | -43,12 | 40 062 438 | 21 111 181 | -47,30 |
| United Arab Emirates | 4 991 007 | 3 164 255 | -36,60 | 40 816 878 | 26 860 175 | -34,19 |
| Qatar | 41 811 | 18 217 | -56,43 | 333 253 | 111 071 | -66,67 |
| Bahrain | 58 020 | 23 415 | -59,64 | 432 233 | 175 536 | -59,39 |
| Cyprus | 1 037 | 1 635 | 57,71 | 7 106 | 12 597 | 77,27 |
| Egypt | 167 137 | 148 693 | -11,04 | 1 058 800 | 525 194 | -50,40 |
| Libyan Arab Jamahiriya | 0 | 9 032 | - | 0 | 66 027 | - |

**TABEL 6. PERKEMBANGAN EKSPOR INDONESIA MENURUT KOMODITI DAN NEGARA TUJUAN
JANUARI-FEBRUARI 2016 DAN 2017**

| KOMODITI / NEGARA TUJUAN | BERAT BERSIH (KG) | | PERUB | NILAI FOB (US \$) | | PERUB |
|----------------------------|-------------------|-------------------|--------------|-------------------|-------------------|--------------|
| | JAN-FEB 2016 | JAN-FEB 2017 | % | JAN-FEB 2016 | JAN-FEB 2017 | % |
| | (1) | (2) | (3) | (4) | (5) | (6) |
| Morocco | 10 302 | 2 789 | -72,93 | 92 257 | 20 829 | -77,42 |
| Tunisia | 60 920 | 0 | -100,00 | 379 898 | 0 | -100,00 |
| Sudan | 97 282 | 87 952 | -9,59 | 721 602 | 625 432 | -13,33 |
| Namibia | 0 | 685 | - | 0 | 5 963 | - |
| Ethiopia | 24 782 | 70 049 | 182,66 | 155 946 | 375 853 | 141,01 |
| Tanzania, United Rep. Of | 32 911 | 73 819 | 124,30 | 221 684 | 471 316 | 112,61 |
| Madagascar | 13 | 0 | -100,00 | 243 | 0 | -100,00 |
| Somalia | 50 932 | 49 254 | -3,29 | 275 756 | 274 912 | -0,31 |
| Kenya | 154 147 | 163 415 | 6,01 | 1 481 417 | 1 221 009 | -17,58 |
| Reunion | 20 | 20 | 0,00 | 378 | 1 918 | 407,63 |
| Mozambique | 0 | 40 001 | - | 0 | 549 650 | - |
| Togo | 0 | 12 462 | - | 0 | 67 618 | - |
| Ghana | 56 874 | 90 538 | 59,19 | 307 446 | 470 996 | 53,20 |
| Congo | 1 564 | 50 | -96,80 | 854 | 252 | -70,48 |
| Nigeria | 3 960 | 0 | -100,00 | 7 303 | 0 | -100,00 |
| Gabon | 0 | 590 | - | 0 | 2 250 | - |
| Senegal | 6 982 | 6 982 | 0,00 | 5 220 | 5 220 | 0,00 |
| Mauritania | 20 989 | 0 | -100,00 | 181 166 | 0 | -100,00 |
| Djibouti | 6 779 | 7 291 | 7,55 | 54 994 | 43 388 | -21,10 |
| South Africa | 131 260 | 80 454 | -38,71 | 1 144 321 | 575 573 | -49,70 |
| Zimbabwe | 5 031 | 29 064 | 477,69 | 59 312 | 49 208 | -17,04 |
| Mauritius | 9 473 | 12 270 | 29,52 | 45 635 | 81 543 | 78,68 |
| Australia | 147 773 | 143 801 | -2,69 | 1 230 126 | 1 093 409 | -11,11 |
| New Zealand | 35 441 | 30 176 | -14,86 | 306 676 | 229 082 | -25,30 |
| New Caledonia | 79 | 35 | -55,70 | 1 519 | 417 | -72,55 |
| Cook Islands | 0 | 40 | - | 0 | 469 | - |
| Fiji | 11 952 | 16 977 | 42,04 | 123 367 | 172 550 | 39,87 |
| East Timor | 10 196 | 2 688 | -73,63 | 10 131 | 4 966 | -50,98 |
| United States | 778 258 | 697 884 | -10,33 | 7 569 095 | 5 621 807 | -25,73 |
| Canada | 108 397 | 113 211 | 4,44 | 1 175 126 | 1 008 770 | -14,16 |
| Mexico | 174 229 | 91 072 | -47,73 | 1 877 227 | 722 501 | -61,51 |
| Guatemala | 0 | 6 | - | 0 | 59 | - |
| Honduras | 715 | 869 | 21,54 | 68 348 | 89 097 | 30,36 |
| Panama | 31 199 | 23 449 | -24,84 | 242 014 | 164 306 | -32,11 |
| Suriname | 2 408 | 1 413 | -41,31 | 13 958 | 6 600 | -52,71 |
| Chile | 72 101 | 55 895 | -22,48 | 375 059 | 282 297 | -24,73 |
| Argentina | 2 762 | 56 257 | 1 937,07 | 19 708 | 206 166 | 946,09 |
| Brazil | 92 100 | 91 737 | -0,40 | 485 564 | 724 336 | 49,17 |
| Colombia | 86 121 | 56 057 | -34,91 | 499 547 | 337 428 | -32,45 |
| Paraguay | 0 | 2 478 | - | 0 | 19 582 | - |
| Ecuador | 2 499 | 13 577 | 443,30 | 28 469 | 106 548 | 274,26 |
| Peru | 39 950 | 19 888 | -50,22 | 323 815 | 128 393 | -60,35 |
| Jamaica | 0 | 299 | - | 0 | 1 130 | - |
| Puerto Rico | 0 | 5 | - | 0 | 274 | - |
| Dominican Republic | 22 519 | 0 | -100,00 | 195 339 | 0 | -100,00 |
| El Salvador | 7 369 | 0 | -100,00 | 40 175 | 0 | -100,00 |
| Haiti | 0 | 7 683 | - | 0 | 40 218 | - |
| French Polynesia | 1 545 | 1 303 | -15,68 | 19 791 | 10 898 | -44,94 |
| Martinique | 70 | 0 | -100,00 | 259 | 0 | -100,00 |
| Netherlands Antilles | 0 | 5 | - | 0 | 85 | - |
| Guadeloupe | 0 | 5 | - | 0 | 176 | - |
| Saint Kitts And Nevis | 30 | 0 | -100,00 | 1 605 | 0 | -100,00 |
| United Kingdom | 79 598 | 98 837 | 24,17 | 632 520 | 695 567 | 9,97 |
| Netherlands | 324 670 | 554 433 | 70,77 | 1 862 057 | 3 074 480 | 65,11 |
| France | 4 645 | 5 873 | 26,44 | 35 009 | 50 947 | 45,53 |
| Germany, Fed. Rep. Of | 554 840 | 350 340 | -36,86 | 2 979 645 | 1 983 905 | -33,42 |
| Belgium | 850 021 | 781 176 | -8,10 | 2 728 203 | 2 713 844 | -0,53 |
| Switzerland | 401 | 0 | -100,00 | 2 551 | 0 | -100,00 |
| Denmark | 18 662 | 20 970 | 12,37 | 150 708 | 193 111 | 28,14 |
| Sweden | 585 | 335 | -42,74 | 6 667 | 5 123 | -23,16 |
| Finland | 0 | 810 | - | 0 | 12 091 | - |
| Ireland | 0 | 37 | - | 0 | 749 | - |
| Italy | 1 015 167 | 714 131 | -29,65 | 3 435 215 | 2 359 953 | -31,30 |
| Spain | 353 215 | 322 573 | -8,68 | 2 136 845 | 1 945 184 | -8,97 |
| Portugal | 262 457 | 220 456 | -16,00 | 1 144 786 | 970 275 | -15,24 |
| Greece | 38 841 | 78 085 | 101,04 | 264 160 | 564 518 | 113,70 |
| Hungary | 9 326 | 21 044 | 125,64 | 125 615 | 268 812 | 114,00 |
| Poland | 120 228 | 106 924 | -11,07 | 1 025 230 | 863 426 | -15,78 |
| Bulgaria | 2 751 | 2 925 | 6,30 | 31 614 | 33 096 | 4,69 |
| Latvia | 6 910 | 357 | -94,83 | 30 443 | 10 173 | -66,58 |
| Estonia | 0 | 45 | - | 0 | 133 | - |
| Slovakia | 0 | 2 468 | - | 0 | 23 230 | - |
| Slovenia | 124 | 22 596 | 18 122,18 | 2 868 | 204 992 | 7 046,36 |
| Russia Federation | 0 | 164 687 | - | 0 | 571 957 | - |
| SERAT STAPEL BUATAN | 52 019 059 | 64 516 592 | 24,02 | 64 912 437 | 83 524 493 | 28,67 |
| Japan | 3 116 971 | 2 709 851 | -13,06 | 4 724 459 | 2 906 714 | -38,48 |
| Hongkong | 0 | 5 | - | 0 | 2 | - |
| Korea, Republic Of | 775 519 | 942 605 | 21,55 | 1 313 767 | 1 143 826 | -12,94 |
| Taiwan | 2 153 340 | 2 195 552 | 1,96 | 3 010 267 | 1 899 283 | -36,91 |
| China | 2 454 061 | 4 244 517 | 72,96 | 3 088 303 | 6 420 135 | 107,89 |
| Thailand | 1 789 550 | 2 325 132 | 29,93 | 2 136 817 | 3 024 019 | 41,52 |
| Singapore | 92 | 425 | 364,55 | 520 | 663 | 27,68 |
| Philippines | 0 | 322 157 | - | 0 | 353 386 | - |
| Malaysia | 237 295 | 1 401 981 | 490,82 | 242 909 | 1 412 777 | 481,61 |
| Vietnam | 4 182 330 | 3 804 620 | -9,03 | 3 417 079 | 4 357 933 | 27,53 |
| Maldives | 75 | 0 | -100,00 | 1 275 | 0 | -100,00 |

TABEL 6. PERKEMBANGAN EKSPOR INDONESIA MENURUT KOMODITI DAN NEGARA TUJUAN
JANUARI-FEBRUARI 2016 DAN 2017

| KOMODITI / NEGARA TUJUAN | BERAT BERSIH (KG) | | PERUB | NILAI FOB (US \$) | | PERUB |
|--|-------------------|-------------------|--------------|-------------------|-------------------|--------------|
| | JAN-FEB 2016 | JAN-FEB 2017 | % | JAN-FEB 2016 | JAN-FEB 2017 | % |
| (1) | (2) | (3) | (4) | (5) | (6) | (7) |
| India | 3 999 886 | 3 946 088 | -1,34 | 5 566 370 | 4 579 240 | -17,73 |
| Pakistan | 5 864 241 | 8 402 478 | 43,28 | 8 866 387 | 12 141 179 | 36,93 |
| Bangladesh | 9 025 389 | 6 558 593 | -27,33 | 10 205 702 | 9 572 461 | -6,20 |
| Iran (Islamic Republic Of) | 0 | 776 000 | - | 0 | 984 000 | - |
| Saudi Arabia | 95 123 | 94 915 | -0,22 | 85 317 | 86 070 | 0,88 |
| Israel | 266 944 | 860 908 | 222,50 | 441 650 | 885 617 | 100,52 |
| Jordan | 0 | 148 049 | - | 0 | 158 412 | - |
| Lebanon | 97 510 | 0 | -100,00 | 160 677 | 0 | -100,00 |
| Turkey | 4 520 584 | 10 571 615 | 133,86 | 6 499 590 | 17 642 970 | 171,45 |
| United Arab Emirates | 0 | 8 | - | 0 | 6 | - |
| Egypt | 97 408 | 258 565 | 165,45 | 175 878 | 199 568 | 13,47 |
| Morocco | 0 | 41 695 | - | 0 | 43 611 | - |
| Kenya | 47 542 | 0 | -100,00 | 42 535 | 0 | -100,00 |
| Ghana | 42 099 | 41 201 | -2,13 | 44 203 | 50 670 | 14,63 |
| Malawi | 326 | 0 | -100,00 | 3 435 | 0 | -100,00 |
| Mauritius | 145 581 | 296 670 | 103,78 | 253 744 | 226 806 | -10,62 |
| Australia | 670 056 | 757 777 | 13,09 | 753 470 | 852 317 | 13,12 |
| New Zealand | 127 763 | 330 875 | 158,98 | 128 085 | 272 004 | 112,36 |
| Palau | 154 | 0 | -100,00 | 3 762 | 0 | -100,00 |
| United States | 2 769 908 | 5 135 890 | 85,42 | 3 596 248 | 5 596 148 | 55,61 |
| Canada | 141 482 | 88 136 | -37,71 | 117 631 | 68 306 | -41,93 |
| Mexico | 337 910 | 0 | -100,00 | 378 388 | 0 | -100,00 |
| Chile | 187 294 | 205 656 | 9,80 | 387 303 | 447 049 | 15,43 |
| Argentina | 0 | 155 091 | - | 0 | 292 861 | - |
| Brazil | 918 800 | 1 059 608 | 15,33 | 1 429 106 | 1 216 683 | -14,86 |
| Colombia | 523 468 | 395 565 | -24,43 | 459 345 | 429 357 | -6,53 |
| Ecuador | 428 482 | 490 155 | 14,39 | 404 611 | 514 366 | 27,13 |
| Peru | 487 477 | 88 891 | -81,77 | 500 627 | 102 670 | -79,49 |
| Costa Rica | 700 | 0 | -100,00 | 9 362 | 0 | -100,00 |
| United Kingdom | 2 398 436 | 2 391 409 | -0,29 | 2 211 761 | 2 037 562 | -7,88 |
| Netherlands | 380 | 317 762 | 83 521,68 | 20 540 | 362 038 | 1 662,62 |
| France | 39 625 | 0 | -100,00 | 65 253 | 0 | -100,00 |
| Germany, Fed. Rep. Of | 1 274 407 | 693 202 | -45,61 | 1 322 356 | 636 069 | -51,90 |
| Austria | 205 | 0 | -100,00 | 205 | 0 | -100,00 |
| Belgium | 1 229 781 | 1 090 180 | -11,35 | 1 331 135 | 1 228 902 | -7,68 |
| Italy | 608 567 | 435 657 | -28,41 | 637 462 | 407 403 | -36,09 |
| Spain | 849 431 | 539 319 | -36,51 | 767 603 | 523 674 | -31,78 |
| Portugal | 0 | 49 524 | - | 0 | 53 832 | - |
| Poland | 112 868 | 110 085 | -2,47 | 107 301 | 106 782 | -0,48 |
| Bulgaria | 0 | 190 183 | - | 0 | 207 126 | - |
| Czech Republic | 0 | 48 000 | - | 0 | 80 000 | - |
| SERAT/BENANG/STRIP FILAMEN BUATAN | 34 556 263 | 39 199 689 | 13,44 | 59 159 419 | 65 738 936 | 11,12 |
| Japan | 2 789 564 | 2 516 347 | -9,79 | 7 053 995 | 6 297 714 | -10,72 |
| Hongkong | 46 528 | 18 637 | -59,94 | 244 670 | 81 782 | -66,57 |
| Korea, Republic Of | 1 278 791 | 1 720 671 | 34,55 | 2 186 974 | 3 155 575 | 44,29 |
| Taiwan | 1 174 359 | 1 877 709 | 59,89 | 1 363 455 | 2 297 514 | 68,51 |
| China | 290 416 | 1 868 461 | 543,37 | 959 835 | 2 121 240 | 121,00 |
| Thailand | 2 844 715 | 3 217 866 | 13,12 | 6 354 572 | 6 400 958 | 0,73 |
| Singapore | 52 786 | 20 580 | -61,01 | 251 912 | 231 832 | -7,97 |
| Philippines | 88 056 | 60 965 | -30,77 | 211 127 | 209 459 | -0,79 |
| Malaysia | 203 488 | 182 065 | -10,53 | 595 991 | 613 786 | 2,99 |
| Myanmar | 0 | 23 004 | - | 0 | 97 414 | - |
| Cambodia | 23 760 | 88 | -99,63 | 67 849 | 327 | -99,52 |
| Vietnam | 3 370 552 | 3 928 237 | 16,55 | 6 523 741 | 7 065 397 | 8,30 |
| Maldives | 45 | 0 | -100,00 | 183 | 0 | -100,00 |
| India | 2 246 274 | 2 231 214 | -0,67 | 3 056 849 | 3 443 072 | 12,63 |
| Pakistan | 215 579 | 639 130 | 196,47 | 357 223 | 876 639 | 145,40 |
| Bangladesh | 696 059 | 875 338 | 25,76 | 1 662 029 | 2 005 711 | 20,68 |
| Sri Lanka | 1 500 | 55 673 | 3 611,52 | 4 075 | 84 302 | 1 968,77 |
| Iran (Islamic Republic Of) | 46 080 | 0 | -100,00 | 67 502 | 0 | -100,00 |
| Saudi Arabia | 46 | 0 | -100,00 | 21 701 | 0 | -100,00 |
| Israel | 561 | 0 | -100,00 | 1 049 | 0 | -100,00 |
| Jordan | 103 200 | 20 640 | -80,00 | 114 744 | 27 453 | -76,07 |
| Syria Arab Republic | 39 118 | 81 172 | 107,51 | 78 621 | 108 166 | 37,58 |
| Turkey | 5 611 937 | 8 774 193 | 56,35 | 8 335 563 | 13 411 482 | 60,89 |
| United Arab Emirates | 6 292 | 42 | -99,34 | 19 856 | 6 354 | -68,00 |
| Egypt | 1 774 085 | 1 637 601 | -7,69 | 2 781 794 | 2 059 495 | -25,97 |
| Morocco | 21 954 | 0 | -100,00 | 54 886 | 0 | -100,00 |
| Tunisia | 9 240 | 72 990 | 689,94 | 12 299 | 125 833 | 923,12 |
| Algeria | 0 | 553 | - | 0 | 746 | - |
| Kenya | 0 | 69 635 | - | 0 | 94 532 | - |
| Djibouti | 108 000 | 0 | -100,00 | 111 341 | 0 | -100,00 |
| Swaziland | 49 711 | 22 400 | -54,94 | 103 719 | 47 028 | -54,66 |
| South Africa | 146 577 | 283 953 | 93,72 | 252 056 | 537 796 | 113,36 |
| Australia | 171 725 | 89 885 | -47,66 | 219 880 | 166 091 | -24,46 |
| New Zealand | 0 | 8 718 | - | 0 | 15 561 | - |
| United States | 1 078 907 | 894 142 | -17,13 | 1 684 701 | 1 315 944 | -21,89 |
| Canada | 218 572 | 398 321 | 82,24 | 328 873 | 569 562 | 73,19 |
| Mexico | 466 135 | 755 470 | 62,07 | 716 060 | 1 145 928 | 60,03 |
| Honduras | 0 | 46 656 | - | 0 | 70 560 | - |
| Chile | 21 993 | 9 486 | -56,87 | 30 980 | 13 290 | -57,10 |
| Venezuela | 9 240 | 0 | -100,00 | 13 025 | 0 | -100,00 |
| Argentina | 1 615 931 | 182 664 | -88,70 | 2 665 162 | 294 967 | -88,93 |
| Brazil | 3 132 361 | 1 608 442 | -48,65 | 3 667 511 | 2 705 203 | -26,24 |
| Colombia | 22 164 | 1 400 | -93,68 | 25 841 | 4 200 | -83,75 |

TABEL 6. PERKEMBANGAN EKSPOR INDONESIA MENURUT KOMODITI DAN NEGARA TUJUAN
JANUARI-FEBRUARI 2016 DAN 2017

| KOMODITI / NEGARA TUJUAN | BERAT BERSIH (KG) | | PERUB | NILAI FOB (US \$) | | PERUB |
|----------------------------|-------------------|------------------|--------------|-------------------|-------------------|---------------|
| | JAN-FEB 2016 | JAN-FEB 2017 | % | JAN-FEB 2016 | JAN-FEB 2017 | % |
| | (1) | (2) | (3) | (4) | (5) | (6) |
| Ecuador | 0 | 39 810 | - | 0 | 63 099 | - |
| Peru | 201 684 | 149 105 | -26,07 | 442 856 | 281 593 | -36,41 |
| United Kingdom | 369 436 | 291 761 | -21,03 | 497 029 | 460 957 | -7,26 |
| Netherlands | 29 808 | 200 097 | 571,28 | 54 759 | 366 774 | 569,80 |
| France | 66 417 | 93 130 | 40,22 | 86 538 | 165 637 | 91,40 |
| Germany, Fed. Rep. Of | 752 291 | 757 504 | 0,69 | 1 239 754 | 1 232 065 | -0,62 |
| Belgium | 492 433 | 491 812 | -0,13 | 701 261 | 755 992 | 7,80 |
| Denmark | 38 738 | 34 653 | -10,55 | 74 179 | 55 412 | -25,30 |
| Norway | 0 | 507 | - | 0 | 5 936 | - |
| Sweden | 0 | 1 435 | - | 0 | 29 920 | - |
| Italy | 1 510 152 | 1 497 595 | -0,83 | 2 273 302 | 2 372 932 | 4,38 |
| Spain | 119 690 | 722 301 | 503,48 | 217 526 | 1 115 695 | 412,90 |
| Portugal | 320 996 | 287 227 | -10,52 | 443 664 | 429 071 | -3,29 |
| Greece | 28 990 | 20 944 | -27,75 | 38 781 | 36 490 | -5,91 |
| Hungary | 0 | 230 | - | 0 | 1 734 | - |
| Poland | 133 230 | 113 021 | -15,17 | 182 808 | 180 591 | -1,21 |
| Romania | 84 696 | 150 501 | 77,70 | 135 262 | 235 597 | 74,18 |
| Bulgaria | 263 490 | 153 500 | -41,74 | 349 298 | 242 498 | -30,58 |
| Slovakia | 0 | 130 | - | 0 | 195 | - |
| Slovenia | 49 408 | 0 | -100,00 | 78 559 | 0 | -100,00 |
| Czech Republic | 0 | 81 | - | 0 | 3 833 | - |
| Russia Federation | 118 500 | 0 | -100,00 | 142 200 | 0 | -100,00 |
| KAIN RAJUTAN | 2 623 419 | 2 394 468 | -8,73 | 14 816 871 | 14 119 724 | -4,71 |
| Japan | 125 811 | 146 230 | 16,23 | 630 577 | 698 129 | 10,71 |
| Hongkong | 12 431 | 17 936 | 44,29 | 164 397 | 221 628 | 34,81 |
| Korea, Republic Of | 250 487 | 117 029 | -53,28 | 1 416 176 | 569 416 | -59,79 |
| Taiwan | 8 528 | 8 499 | -0,34 | 62 150 | 77 617 | 24,89 |
| China | 28 220 | 31 879 | 12,97 | 226 639 | 344 984 | 52,22 |
| Thailand | 412 860 | 90 047 | -78,19 | 2 120 372 | 501 886 | -76,33 |
| Singapore | 57 435 | 108 054 | 88,13 | 171 669 | 391 614 | 128,12 |
| Philippines | 31 371 | 93 833 | 199,10 | 431 426 | 567 478 | 31,54 |
| Malaysia | 68 192 | 40 312 | -40,89 | 368 564 | 134 992 | -63,37 |
| Myanmar | 42 638 | 29 160 | -31,61 | 290 713 | 327 045 | 12,50 |
| Cambodia | 112 892 | 306 903 | 171,85 | 791 363 | 2 482 859 | 213,74 |
| Lao People'S Dem. Rep. | 26 576 | 53 252 | 100,37 | 165 997 | 313 571 | 88,90 |
| Vietnam | 331 110 | 361 464 | 9,17 | 2 368 118 | 2 410 929 | 1,81 |
| India | 437 | 5 005 | 1 044,99 | 2 425 | 19 291 | 695,57 |
| Pakistan | 0 | 3 224 | - | 0 | 22 229 | - |
| Bangladesh | 107 753 | 136 459 | 26,64 | 751 026 | 939 255 | 25,06 |
| Sri Lanka | 89 191 | 27 085 | -69,63 | 620 953 | 172 604 | -72,20 |
| Saudi Arabia | 7 987 | 816 | -89,79 | 47 069 | 8 756 | -81,40 |
| Israel | 0 | 37 | - | 0 | 574 | - |
| Kuwait | 12 098 | 8 258 | -31,74 | 59 965 | 37 721 | -37,10 |
| Jordan | 6 171 | 67 488 | 993,65 | 44 560 | 604 788 | 1 257,25 |
| Lebanon | 850 | 327 | -61,50 | 5 030 | 15 442 | 207,02 |
| Turkey | 0 | 9 598 | - | 0 | 120 219 | - |
| United Arab Emirates | 12 072 | 25 799 | 113,71 | 110 251 | 226 245 | 105,21 |
| Egypt | 7 987 | 0 | -100,00 | 32 046 | 0 | -100,00 |
| Madagascar | 13 985 | 0 | -100,00 | 93 042 | 0 | -100,00 |
| South Africa | 9 607 | 273 | -97,16 | 61 154 | 3 780 | -93,82 |
| Mauritius | 3 465 | 823 | -76,26 | 29 312 | 7 325 | -75,01 |
| Australia | 27 319 | 18 531 | -32,17 | 198 542 | 129 840 | -34,60 |
| New Zealand | 12 215 | 9 698 | -20,61 | 67 227 | 70 946 | 5,53 |
| Palau | 0 | 10 | - | 0 | 175 | - |
| Fiji | 26 410 | 16 551 | -37,33 | 121 902 | 70 760 | -41,95 |
| East Timor | 498 | 3 195 | 542,16 | 2 081 | 7 222 | 247,06 |
| United States | 139 537 | 146 178 | 4,76 | 706 617 | 611 962 | -13,40 |
| Canada | 250 | 0 | -100,00 | 1 965 | 0 | -100,00 |
| Mexico | 1 573 | 0 | -100,00 | 8 319 | 0 | -100,00 |
| Guatemala | 0 | 3 111 | - | 0 | 18 884 | - |
| Honduras | 6 999 | 5 359 | -23,43 | 83 938 | 66 985 | -20,20 |
| Suriname | 1 304 | 0 | -100,00 | 7 417 | 0 | -100,00 |
| Chile | 4 768 | 0 | -100,00 | 30 234 | 0 | -100,00 |
| Brazil | 116 | 3 449 | 2 860,77 | 805 | 19 244 | 2 290,00 |
| Colombia | 14 078 | 8 067 | -42,70 | 70 489 | 32 290 | -54,19 |
| Ecuador | 280 | 419 | 49,64 | 4 166 | 3 111 | -25,34 |
| Haiti | 0 | 12 314 | - | 0 | 98 582 | - |
| United Kingdom | 21 | 307 | 1 359,90 | 301 | 4 732 | 1 471,99 |
| Netherlands | 31 079 | 93 026 | 199,32 | 113 794 | 254 174 | 123,36 |
| France | 1 682 | 4 | -99,76 | 6 484 | 5 | -99,92 |
| Germany, Fed. Rep. Of | 151 529 | 155 145 | 2,39 | 495 105 | 472 594 | -4,55 |
| Belgium | 112 952 | 93 068 | -17,60 | 487 780 | 402 904 | -17,40 |
| Denmark | 0 | 4 424 | - | 0 | 18 687 | - |
| Sweden | 0 | 8 084 | - | 0 | 20 098 | - |
| Finland | 0 | 332 | - | 0 | 3 571 | - |
| Italy | 240 172 | 122 724 | -48,90 | 1 106 496 | 583 656 | -47,25 |
| Portugal | 11 | 0 | -100,00 | 282 | 0 | -100,00 |
| Poland | 979 | 538 | -45,06 | 14 012 | 7 806 | -44,29 |
| Estonia | 0 | 135 | - | 0 | 954 | - |
| Czech Republic | 69 493 | 0 | -100,00 | 223 922 | 0 | -100,00 |
| Russia Federation | 0 | 11 | - | 0 | 167 | - |
| KAIN SULAMAN/BORDIR | 148 292 | 144 379 | -2,64 | 5 979 731 | 2 476 326 | -58,59 |
| Japan | 530 | 654 | 23,52 | 20 121 | 15 637 | -22,28 |
| Hongkong | 259 | 86 | -66,90 | 20 561 | 8 070 | -60,75 |
| China | 91 | 1 014 | 1 019,38 | 16 804 | 37 163 | 121,15 |

TABEL 6. PERKEMBANGAN EKSPOR INDONESIA MENURUT KOMODITI DAN NEGARA TUJUAN
JANUARI-FEBRUARI 2016 DAN 2017

| KOMODITI / NEGARA TUJUAN | BERAT BERSIH (KG) | | PERUB | NILAI FOB (US \$) | | PERUB |
|--------------------------|-------------------|-------------------|---------------|-------------------|------------------|---------------|
| | JAN-FEB 2016 | JAN-FEB 2017 | % | JAN-FEB 2016 | JAN-FEB 2017 | % |
| | (1) | (2) | (3) | (4) | (5) | (6) |
| Thailand | 15 570 | 9 276 | -40,42 | 284 853 | 190 899 | -32,98 |
| Singapore | 8 539 | 3 176 | -62,81 | 39 145 | 46 700 | 19,30 |
| Malaysia | 10 400 | 5 121 | -50,75 | 1 623 318 | 73 940 | -95,45 |
| Cambodia | 3 721 | 8 438 | 126,77 | 119 409 | 252 067 | 111,09 |
| Vietnam | 121 | 0 | -100,00 | 8 795 | 0 | -100,00 |
| India | 63 | 1 803 | 2 785,09 | 2 147 | 27 902 | 1 199,35 |
| Bangladesh | 2 760 | 7 986 | 189,33 | 166 394 | 174 928 | 5,13 |
| Sri Lanka | 1 964 | 30 | -98,50 | 515 277 | 2 137 | -99,59 |
| Saudi Arabia | 5 917 | 33 067 | 458,84 | 83 074 | 287 829 | 246,47 |
| Israel | 0 | 550 | - | 0 | 15 410 | - |
| Kuwait | 3 353 | 0 | -100,00 | 221 260 | 0 | -100,00 |
| Lebanon | 150 | 0 | -100,00 | 4 101 | 0 | -100,00 |
| Yemen | 3 | 0 | -100,00 | 3 | 0 | -100,00 |
| United Arab Emirates | 30 329 | 17 501 | -42,29 | 452 097 | 323 365 | -28,47 |
| Bahrain | 440 | 0 | -100,00 | 10 569 | 0 | -100,00 |
| Egypt | 20 770 | 0 | -100,00 | 1 439 010 | 0 | -100,00 |
| Australia | 3 082 | 3 681 | 19,43 | 38 046 | 46 748 | 22,87 |
| New Zealand | 0 | 170 | - | 0 | 3 108 | - |
| East Timor | 26 | 2 670 | 10 169,23 | 25 | 534 | 2 036,00 |
| United States | 277 | 29 | -89,69 | 15 306 | 2 092 | -86,33 |
| Mexico | 0 | 13 098 | - | 0 | 268 110 | - |
| Guatemala | 412 | 1 761 | 327,56 | 9 447 | 20 134 | 113,13 |
| Panama | 2 640 | 7 202 | 172,82 | 42 083 | 62 076 | 47,51 |
| Brazil | 3 406 | 2 973 | -12,72 | 96 316 | 54 831 | -43,07 |
| Ecuador | 4 562 | 0 | -100,00 | 89 199 | 0 | -100,00 |
| Haiti | 14 188 | 20 366 | 43,55 | 334 264 | 449 116 | 34,36 |
| United Kingdom | 30 | 93 | 210,83 | 1 419 | 4 559 | 221,26 |
| Netherlands | 303 | 647 | 113,81 | 9 729 | 34 190 | 251,42 |
| France | 3 265 | 348 | -89,33 | 126 550 | 12 883 | -89,82 |
| Germany, Fed. Rep. Of | 0 | 1 598 | - | 0 | 23 149 | - |
| Italy | 939 | 195 | -79,23 | 22 838 | 5 917 | -74,09 |
| Spain | 648 | 150 | -76,84 | 12 723 | 188 | -98,52 |
| Portugal | 954 | 0 | -100,00 | 24 169 | 0 | -100,00 |
| Greece | 161 | 392 | 143,17 | 4 161 | 11 558 | 177,75 |
| Poland | 4 866 | 304 | -93,75 | 73 326 | 21 087 | -71,24 |
| Ukraine | 1 | 0 | -100,00 | 2 | 0 | -100,00 |
| Latvia | 21 | 0 | -100,00 | 509 | 0 | -100,00 |
| Russia Federation | 3 535 | 1 | -99,97 | 52 681 | 2 | -100,00 |
| SERAT TEKSTIL | 10 409 047 | 10 165 071 | -2,34 | 6 151 177 | 7 610 954 | 23,73 |
| Japan | 824 127 | 968 539 | 17,52 | 600 142 | 633 211 | 5,51 |
| Hongkong | 24 | 35 | 43,75 | 822 | 1 367 | 66,30 |
| Korea, Republic Of | 780 437 | 670 379 | -14,10 | 102 333 | 116 826 | 14,16 |
| Taiwan | 848 554 | 279 785 | -67,03 | 682 568 | 306 526 | -55,09 |
| China | 5 763 770 | 5 496 526 | -4,64 | 2 444 251 | 3 200 128 | 30,92 |
| Thailand | 466 088 | 221 945 | -52,38 | 530 210 | 371 231 | -29,98 |
| Singapore | 593 | 4 | -99,41 | 9 520 | 23 | -99,76 |
| Philippines | 163 567 | 246 010 | 50,40 | 145 554 | 438 812 | 201,48 |
| Malaysia | 170 613 | 671 049 | 293,32 | 97 908 | 446 847 | 356,39 |
| Myanmar | 0 | 8 210 | - | 0 | 35 063 | - |
| Cambodia | 0 | 25 | - | 0 | 1 108 | - |
| Brunei Darussalam | 996 | 1 167 | 17,22 | 5 508 | 7 843 | 42,39 |
| Vietnam | 198 268 | 366 310 | 84,76 | 114 144 | 324 948 | 184,68 |
| India | 236 518 | 177 210 | -25,08 | 268 326 | 170 423 | -36,49 |
| Pakistan | 0 | 23 687 | - | 0 | 9 510 | - |
| Bangladesh | 86 545 | 65 195 | -24,67 | 166 683 | 199 606 | 19,75 |
| Saudi Arabia | 199 292 | 201 104 | 0,91 | 324 185 | 345 157 | 6,47 |
| United Arab Emirates | 42 | 0 | -100,00 | 100 | 0 | -100,00 |
| Australia | 0 | 1 860 | - | 0 | 7 277 | - |
| New Zealand | 0 | 90 | - | 0 | 1 973 | - |
| Palau | 0 | 105 | - | 0 | 1 925 | - |
| East Timor | 236 | 788 | 233,95 | 101 | 358 | 255,83 |
| United States | 20 009 | 19 963 | -0,23 | 19 944 | 24 544 | 23,06 |
| Mexico | 16 953 | 53 670 | 216,59 | 25 426 | 68 731 | 170,32 |
| Guatemala | 58 346 | 0 | -100,00 | 56 012 | 0 | -100,00 |
| Chile | 0 | 80 158 | - | 0 | 128 018 | - |
| Uruguay | 0 | 1 | - | 0 | 4 | - |
| Ecuador | 19 000 | 0 | -100,00 | 25 340 | 0 | -100,00 |
| Netherlands | 91 109 | 238 107 | 161,34 | 45 706 | 270 859 | 492,62 |
| France | 0 | 1 095 | - | 0 | 1 921 | - |
| Belgium | 325 177 | 60 297 | -81,46 | 263 394 | 76 577 | -70,93 |
| Norway | 0 | 6 349 | - | 0 | 9 242 | - |
| Italy | 39 950 | 144 182 | 260,91 | 66 189 | 121 150 | 83,04 |
| Spain | 0 | 200 | - | 0 | 1 000 | - |
| Poland | 0 | 20 086 | - | 0 | 36 454 | - |
| Estonia | 39 792 | 30 | -99,92 | 65 616 | 14 | -99,98 |
| Russia Federation | 59 041 | 140 912 | 138,67 | 91 196 | 252 277 | 176,63 |
| SUTRA | 38 603 | 9 376 | -75,71 | 31 540 | 83 371 | 164,34 |
| China | 38 000 | 0 | -100,00 | 26 086 | 0 | -100,00 |
| Singapore | 0 | 1 | - | 0 | 16 | - |
| Saudi Arabia | 0 | 575 | - | 0 | 5 255 | - |
| Somalia | 0 | 8 800 | - | 0 | 78 100 | - |
| East Timor | 55 | 0 | -100,00 | 55 | 0 | -100,00 |
| United States | 121 | 0 | -100,00 | 2 296 | 0 | -100,00 |
| Netherlands | 428 | 0 | -100,00 | 3 103 | 0 | -100,00 |

**TABEL 6. PERKEMBANGAN EKSPOR INDONESIA MENURUT KOMODITI DAN NEGARA TUJUAN
JANUARI-FEBRUARI 2016 DAN 2017**

| KOMODITI / NEGARA TUJUAN | BERAT BERSIH (KG) | | PERUB | NILAI FOB (US \$) | | PERUB |
|----------------------------------|-------------------|-------------------|-------------|-------------------|--------------------|-------------|
| | JAN-FEB 2016 | JAN-FEB 2017 | % | JAN-FEB 2016 | JAN-FEB 2017 | % |
| (1) | (2) | (3) | (4) | (5) | (6) | (7) |
| BARANG TEKSTIL LAINNYA | 24 386 555 | 25 498 493 | 4,56 | 99 929 186 | 107 149 280 | 7,23 |
| Japan | 4 033 580 | 5 049 208 | 25,18 | 20 799 369 | 25 919 706 | 24,62 |
| Hongkong | 149 154 | 130 142 | -12,75 | 1 621 033 | 1 534 322 | -5,35 |
| Korea, Republic Of | 1 400 713 | 1 178 326 | -15,88 | 6 682 758 | 8 024 508 | 20,08 |
| Taiwan | 424 873 | 277 424 | -34,70 | 2 328 125 | 1 542 489 | -33,75 |
| China | 2 349 065 | 3 900 926 | 66,06 | 5 625 453 | 7 578 734 | 34,72 |
| Papua New Guinea | 5 286 | 4 367 | -17,38 | 6 202 | 34 685 | 459,22 |
| Thailand | 725 231 | 879 652 | 21,29 | 2 522 513 | 3 953 713 | 56,74 |
| Singapore | 810 895 | 519 205 | -35,97 | 2 287 921 | 2 371 030 | 3,63 |
| Philippines | 274 479 | 147 368 | -46,31 | 895 000 | 635 431 | -29,00 |
| Malaysia | 1 208 109 | 1 025 130 | -15,15 | 3 096 486 | 2 741 695 | -11,46 |
| Myanmar | 246 151 | 76 829 | -68,79 | 629 929 | 243 288 | -61,38 |
| Cambodia | 13 889 | 51 333 | 269,60 | 253 211 | 943 541 | 272,63 |
| Brunei Darussalam | 25 638 | 25 178 | -1,79 | 99 067 | 69 146 | -30,20 |
| Lao People'S Dem. Rep. | 203 | 174 | -14,35 | 3 625 | 3 141 | -13,36 |
| Nepal | 253 946 | 89 357 | -64,81 | 526 334 | 179 656 | -65,87 |
| Vietnam | 556 412 | 1 091 199 | 96,11 | 3 496 886 | 4 275 298 | 22,26 |
| Maldives | 34 293 | 16 250 | -52,61 | 175 036 | 108 419 | -38,06 |
| India | 1 493 166 | 1 370 996 | -8,18 | 5 522 926 | 5 688 574 | 3,00 |
| Pakistan | 104 577 | 29 309 | -71,97 | 50 616 | 141 702 | 179,96 |
| Bangladesh | 59 960 | 203 911 | 240,08 | 214 979 | 477 054 | 121,91 |
| Sri Lanka | 111 076 | 63 959 | -42,42 | 1 180 088 | 464 705 | -60,62 |
| Iraq | 13 982 | 0 | -100,00 | 32 806 | 0 | -100,00 |
| Iran (Islamic Republic Of) | 140 | 7 020 | 4 899,07 | 1 680 | 49 850 | 2 866,58 |
| Saudi Arabia | 99 368 | 104 560 | 5,22 | 682 923 | 729 870 | 6,87 |
| Israel | 80 845 | 82 044 | 1,48 | 135 072 | 154 411 | 14,32 |
| Kuwait | 152 281 | 11 635 | -92,36 | 1 022 750 | 100 844 | -90,14 |
| Jordan | 3 684 | 0 | -100,00 | 34 242 | 0 | -100,00 |
| Lebanon | 641 | 12 289 | 1 818,58 | 5 786 | 19 520 | 237,38 |
| Yemen | 0 | 360 | - | 0 | 540 | - |
| Oman | 42 242 | 4 630 | -89,04 | 307 299 | 4 470 | -98,55 |
| Turkey | 78 161 | 90 238 | 15,45 | 844 447 | 1 553 240 | 83,94 |
| United Arab Emirates | 586 576 | 623 940 | 6,37 | 4 377 270 | 4 131 998 | -5,60 |
| Qatar | 500 | 0 | -100,00 | 204 | 0 | -100,00 |
| Bahrain | 3 123 | 0 | -100,00 | 30 035 | 0 | -100,00 |
| Cyprus | 0 | 200 | - | 0 | 1 626 | - |
| Egypt | 17 039 | 8 282 | -51,39 | 133 072 | 154 571 | 16,16 |
| Morocco | 23 001 | 24 628 | 7,07 | 126 780 | 164 473 | 29,73 |
| Tunisia | 0 | 80 | - | 0 | 1 440 | - |
| Algeria | 26 085 | 17 712 | -32,10 | 105 447 | 23 911 | -77,32 |
| Ethiopia | 0 | 99 | - | 0 | 894 | - |
| Tanzania, United Rep. Of | 15 070 | 6 320 | -58,06 | 20 459 | 45 265 | 121,25 |
| Madagascar | 1 | 4 | 300,00 | 3 | 12 | 300,00 |
| Somalia | 64 210 | 60 479 | -5,81 | 1 166 644 | 636 112 | -45,48 |
| Kenya | 74 030 | 104 862 | 41,65 | 144 740 | 235 084 | 62,42 |
| Reunion | 274 | 172 | -37,18 | 2 427 | 543 | -77,63 |
| Mozambique | 950 | 0 | -100,00 | 2 115 | 0 | -100,00 |
| Togo | 8 795 | 18 267 | 107,70 | 46 387 | 52 922 | 14,09 |
| Ghana | 16 062 | 15 143 | -5,72 | 36 080 | 35 843 | -0,66 |
| Angola | 17 | 0 | -100,00 | 517 | 0 | -100,00 |
| Congo | 65 | 112 | 72,31 | 35 | 96 | 173,97 |
| Cameroon | 24 | 0 | -100,00 | 264 | 0 | -100,00 |
| Nigeria | 1 487 | 13 787 | 827,14 | 2 404 | 83 929 | 3 380,84 |
| Gabon | 0 | 190 | - | 0 | 120 | - |
| Cote D'Ivoire | 38 | 52 | 36,84 | 30 | 39 | 27,95 |
| Senegal | 17 782 | 27 497 | 54,63 | 42 106 | 73 834 | 75,35 |
| Mauritania | 25 007 | 0 | -100,00 | 30 463 | 0 | -100,00 |
| Seychelles | 2 957 | 296 | -89,99 | 5 397 | 1 622 | -69,95 |
| Uganda | 0 | 462 | - | 0 | 1 940 | - |
| Djibouti | 14 | 0 | -100,00 | 108 | 0 | -100,00 |
| South Africa | 214 589 | 100 960 | -52,95 | 1 058 285 | 646 056 | -38,95 |
| Zimbabwe | 249 | 3 900 | 1 466,27 | 2 560 | 26 000 | 915,63 |
| Mauritius | 331 | 1 026 | 209,66 | 8 310 | 12 947 | 55,79 |
| Australia | 1 016 955 | 954 280 | -6,16 | 3 418 429 | 3 324 123 | -2,76 |
| New Zealand | 101 166 | 101 153 | -0,01 | 325 901 | 460 655 | 41,35 |
| Guam | 31 | 625 | 1 916,13 | 156 | 269 | 72,14 |
| Palau | 63 | 238 | 277,78 | 128 | 5 827 | 4 452,21 |
| New Caledonia | 5 438 | 645 | -88,15 | 66 765 | 1 591 | -97,62 |
| Northern Mariana Islands | 72 | 175 | 143,06 | 299 | 2 822 | 845,17 |
| Saint Vincent And The Grenadines | 0 | 5 | - | 0 | 315 | - |
| Vanuatu | 343 | 29 | -91,55 | 3 850 | 3 173 | -17,58 |
| Wallis And Futuna Islands | 165 | 0 | -100,00 | 2 446 | 0 | -100,00 |
| Cook Islands | 0 | 215 | - | 0 | 6 330 | - |
| Fiji | 1 020 | 9 438 | 825,29 | 2 301 | 21 737 | 844,62 |
| Samoa | 0 | 1 | - | 0 | 38 | - |
| East Timor | 211 321 | 168 130 | -20,44 | 128 484 | 154 255 | 20,06 |
| United States | 3 365 178 | 3 010 831 | -10,53 | 10 987 393 | 10 304 115 | -6,22 |
| Canada | 271 853 | 153 423 | -43,56 | 813 432 | 543 150 | -33,23 |
| Mexico | 75 686 | 93 307 | 23,28 | 208 666 | 276 235 | 32,38 |
| Honduras | 62 | 0 | -100,00 | 1 850 | 0 | -100,00 |
| Panama | 0 | 5 | - | 0 | 3 338 | - |
| Cuba | 28 540 | 0 | -100,00 | 57 839 | 0 | -100,00 |
| Suriname | 35 934 | 39 401 | 9,65 | 53 046 | 56 967 | 7,39 |
| Chile | 330 | 20 693 | 6 178,28 | 1 252 | 64 839 | 5 079,52 |
| Argentina | 10 | 0 | -100,00 | 320 | 0 | -100,00 |
| Brazil | 82 783 | 587 146 | 609,26 | 375 237 | 2 163 196 | 476,49 |
| Colombia | 0 | 4 690 | - | 0 | 55 843 | - |

**TABEL 6. PERKEMBANGAN EKSPOR INDONESIA MENURUT KOMODITI DAN NEGARA TUJUAN
JANUARI-FEBRUARI 2016 DAN 2017**

| KOMODITI / NEGARA TUJUAN | BERAT BERSIH (KG) | | PERUB | NILAI FOB (US \$) | | PERUB |
|---|-------------------|-------------------|--------------|----------------------|----------------------|-------------|
| | JAN-FEB 2016 | JAN-FEB 2017 | % | JAN-FEB 2016 | JAN-FEB 2017 | % |
| | (1) | (2) | (3) | (4) | (5) | (6) |
| Uruguay | 42 281 | 13 244 | -68,68 | 99 912 | 25 115 | -74,86 |
| Ecuador | 1 326 | 0 | -100,00 | 24 795 | 0 | -100,00 |
| Peru | 6 | 0 | -100,00 | 49 | 0 | -100,00 |
| Guyana | 10 022 | 56 852 | 467,27 | 21 170 | 107 252 | 406,62 |
| Jamaica | 65 132 | 66 156 | 1,57 | 167 586 | 164 233 | -2,00 |
| Puerto Rico | 232 | 23 | -90,09 | 2 004 | 304 | -84,83 |
| Belize | 668 | 0 | -100,00 | 1 182 | 0 | -100,00 |
| Dominican Republic | 5 751 | 20 540 | 257,13 | 123 443 | 266 339 | 115,76 |
| El Salvador | 560 | 0 | -100,00 | 13 425 | 0 | -100,00 |
| Costa Rica | 420 | 296 | -29,52 | 2 731 | 1 418 | -48,08 |
| Antigua And Barbuda | 178 | 89 | -50,00 | 1 651 | 2 118 | 28,24 |
| Cayman Islands | 0 | 6 | - | 0 | 837 | - |
| French Polynesia | 2 110 | 1 945 | -7,82 | 6 493 | 10 352 | 59,43 |
| Martinique | 2 840 | 403 | -85,81 | 12 314 | 5 388 | -56,24 |
| Netherlands Antilles | 39 | 183 | 369,23 | 1 784 | 1 424 | -20,18 |
| Saint Lucia | 0 | 48 | - | 0 | 1 483 | - |
| Turks And Caicos Islands | 30 | 3 000 | 9 900,00 | 250 | 1 346 | 438,46 |
| Guadeloupe | 440 | 709 | 61,09 | 4 754 | 5 088 | 7,03 |
| Saint Kitts And Nevis | 327 | 45 | -86,24 | 4 848 | 1 791 | -63,05 |
| Virgin Islands (British) | 0 | 45 | - | 0 | 655 | - |
| U.S. Virgin Islands | 0 | 145 | - | 0 | 3 200 | - |
| United Kingdom | 233 369 | 265 109 | 13,60 | 1 388 529 | 1 289 302 | -7,15 |
| Netherlands | 354 000 | 305 679 | -13,65 | 1 078 706 | 1 245 672 | 15,48 |
| France | 121 755 | 162 061 | 33,10 | 743 705 | 976 408 | 31,29 |
| Germany, Fed. Rep. Of | 218 728 | 228 317 | 4,38 | 1 865 395 | 1 928 404 | 3,38 |
| Austria | 11 779 | 10 766 | -8,59 | 191 111 | 79 686 | -58,30 |
| Belgium | 512 607 | 504 091 | -1,66 | 1 103 841 | 1 238 603 | 12,21 |
| Switzerland | 5 427 | 4 604 | -15,16 | 94 753 | 109 259 | 15,31 |
| Denmark | 44 799 | 13 567 | -69,72 | 291 931 | 170 373 | -41,64 |
| Norway | 38 073 | 64 507 | 69,43 | 400 676 | 656 998 | 63,97 |
| Sweden | 103 068 | 79 781 | -22,59 | 860 503 | 661 692 | -23,10 |
| Finland | 10 635 | 6 181 | -41,88 | 118 535 | 119 900 | 1,15 |
| Ireland | 23 660 | 34 115 | 44,19 | 119 658 | 70 993 | -40,67 |
| Italy | 428 283 | 304 644 | -28,87 | 942 868 | 727 437 | -22,85 |
| Spain | 270 697 | 192 791 | -28,78 | 743 755 | 788 449 | 6,01 |
| Portugal | 13 490 | 24 813 | 83,94 | 37 179 | 53 830 | 44,79 |
| Greece | 6 609 | 56 753 | 758,73 | 56 085 | 403 788 | 619,96 |
| Hungary | 103 473 | 53 353 | -48,44 | 187 174 | 128 697 | -31,24 |
| Poland | 132 538 | 64 134 | -51,61 | 459 581 | 418 506 | -8,94 |
| Romania | 66 313 | 80 525 | 21,43 | 981 486 | 701 815 | -28,49 |
| Bulgaria | 0 | 300 | - | 0 | 350 | - |
| Belarus | 0 | 1 133 | - | 0 | 20 551 | - |
| Kyrgyzstan | 0 | 14 725 | - | 0 | 54 150 | - |
| Ukraine | 5 070 | 5 018 | -1,03 | 110 309 | 86 629 | -21,47 |
| Uzbekistan | 14 725 | 14 350 | -2,55 | 53 200 | 50 512 | -5,05 |
| Lithuania | 145 622 | 96 046 | -34,04 | 237 664 | 152 840 | -35,69 |
| Latvia | 9 204 | 0 | -100,00 | 34 925 | 0 | -100,00 |
| Georgia | 25 989 | 0 | -100,00 | 63 670 | 0 | -100,00 |
| Croatia | 602 | 0 | -100,00 | 445 | 0 | -100,00 |
| Malta | 126 | 30 | -76,11 | 3 457 | 1 230 | -64,42 |
| Slovakia | 0 | 670 | - | 0 | 807 | - |
| Slovenia | 65 969 | 51 967 | -21,22 | 101 185 | 96 815 | -4,32 |
| Czech Republic | 48 489 | 23 010 | -52,55 | 69 769 | 38 486 | -44,84 |
| Russia Federation | 191 829 | 55 804 | -70,91 | 2 226 201 | 955 076 | -57,10 |
| PAKAIAN JADI (KONVEKSI) DARI TEKSTIL | 60 708 704 | 58 083 832 | -4,32 | 1 044 741 265 | 1 095 742 827 | 4,88 |
| Japan | 5 284 193 | 4 908 608 | -7,11 | 98 675 458 | 103 902 013 | 5,30 |
| Hongkong | 363 520 | 377 573 | 3,87 | 8 087 581 | 8 259 939 | 2,13 |
| Korea, Republic Of | 3 129 309 | 3 091 164 | -1,22 | 47 422 723 | 53 873 340 | 13,60 |
| Taiwan | 285 138 | 184 868 | -35,17 | 4 899 442 | 4 813 181 | -1,76 |
| China | 807 235 | 1 039 972 | 28,83 | 22 282 611 | 27 706 570 | 24,34 |
| Mongolia | 0 | 65 | - | 0 | 3 970 | - |
| Macau | 3 807 | 0 | -100,00 | 120 254 | 0 | -100,00 |
| Papua New Guinea | 6 992 | 6 571 | -6,02 | 65 756 | 41 089 | -37,51 |
| Thailand | 231 428 | 196 361 | -15,15 | 3 568 798 | 2 706 219 | -24,17 |
| Singapore | 541 836 | 523 310 | -3,42 | 7 478 096 | 8 087 522 | 8,15 |
| Philippines | 302 362 | 367 111 | 21,41 | 2 198 503 | 2 576 868 | 17,21 |
| Malaysia | 1 911 900 | 1 478 547 | -22,67 | 19 845 085 | 13 497 553 | -31,99 |
| Myanmar | 5 941 | 6 641 | 11,78 | 149 808 | 106 246 | -29,08 |
| Cambodia | 19 603 | 21 233 | 8,32 | 354 227 | 379 180 | 7,04 |
| Brunei Darussalam | 12 271 | 5 707 | -53,49 | 62 437 | 24 054 | -61,47 |
| Lao People'S Dem. Rep. | 185 | 0 | -100,00 | 120 | 0 | -100,00 |
| Nepal | 182 080 | 132 124 | -27,44 | 323 080 | 399 962 | 23,80 |
| Vietnam | 47 707 | 41 296 | -13,44 | 619 524 | 890 563 | 43,75 |
| Maldives | 105 | 657 | 524,61 | 6 663 | 19 446 | 191,85 |
| India | 87 182 | 168 665 | 93,46 | 990 357 | 1 284 676 | 29,72 |
| Pakistan | 27 181 | 26 550 | -2,32 | 859 927 | 263 342 | -69,38 |
| Bangladesh | 289 | 4 017 | 1 289,76 | 179 | 41 648 | 23 167,30 |
| Sri Lanka | 196 617 | 164 682 | -16,24 | 472 404 | 439 305 | -7,01 |
| Iraq | 201 096 | 294 818 | 46,61 | 1 885 237 | 6 145 949 | 226,00 |
| Iran (Islamic Republic Of) | 6 231 | 7 454 | 19,62 | 120 635 | 75 216 | -37,65 |
| Saudi Arabia | 269 414 | 395 284 | 46,72 | 4 092 769 | 4 352 324 | 6,34 |
| Israel | 26 810 | 34 388 | 28,27 | 886 113 | 1 076 217 | 21,45 |
| Kuwait | 72 861 | 100 305 | 37,67 | 690 582 | 2 936 112 | 325,17 |
| Jordan | 26 | 2 | -91,09 | 137 | 8 | -94,16 |
| Lebanon | 566 | 127 | -77,49 | 45 906 | 2 468 | -94,62 |

TABEL 6. PERKEMBANGAN EKSPOR INDONESIA MENURUT KOMODITI DAN NEGARA TUJUAN
JANUARI-FEBRUARI 2016 DAN 2017

| KOMODITI / NEGARA TUJUAN | BERAT BERSIH (KG) | | PERUB | NILAI FOB (US \$) | | PERUB |
|------------------------------|-------------------|--------------|-----------|-------------------|--------------|---------------|
| | JAN-FEB 2016 | JAN-FEB 2017 | % | JAN-FEB 2016 | JAN-FEB 2017 | % |
| | (1) | (2) | (3) | (4) | (5) | (6) |
| Yemen | 21 904 | 67 724 | 209,19 | 152 195 | 600 023 | 294,25 |
| Oman | 5 910 | 123 | -97,92 | 215 500 | 15 725 | -92,70 |
| Syria Arab Republic | 7 | 0 | -100,00 | 622 | 0 | -100,00 |
| Turkey | 67 912 | 73 767 | 8,62 | 1 308 936 | 1 353 415 | 3,40 |
| United Arab Emirates | 1 825 531 | 1 058 814 | -42,00 | 25 318 254 | 17 277 721 | -31,76 |
| Qatar | 1 515 | 3 020 | 99,35 | 650 | 54 011 | 8 209,31 |
| Bahrain | 14 | 15 | 3,57 | 19 080 | 19 845 | 4,01 |
| Cyprus | 450 | 8 951 | 1 889,02 | 1 | 172 092 | 17 209 071,00 |
| Egypt | 169 577 | 61 806 | -63,55 | 1 982 092 | 742 387 | -62,55 |
| Libyan Arab Jamahiriya | 25 076 | 23 686 | -5,54 | 282 542 | 309 150 | 9,42 |
| Morocco | 363 | 1 774 | 388,35 | 9 041 | 13 162 | 45,58 |
| Tunisia | 77 | 405 | 429,12 | 1 985 | 8 600 | 333,36 |
| Algeria | 210 887 | 77 605 | -63,20 | 2 143 999 | 1 081 910 | -49,54 |
| Sudan | 118 617 | 103 036 | -13,14 | 1 390 553 | 1 597 089 | 14,85 |
| Ethiopia | 0 | 15 346 | - | 0 | 299 183 | - |
| Tanzania, United Rep. Of | 593 852 | 297 176 | -49,96 | 696 211 | 659 681 | -5,25 |
| Madagascar | 31 266 | 31 985 | 2,30 | 73 700 | 19 227 | -73,91 |
| Somalia | 42 528 | 89 890 | 111,37 | 326 669 | 891 096 | 172,78 |
| Kenya | 53 668 | 43 400 | -19,13 | 252 500 | 291 143 | 15,30 |
| Reunion | 995 | 1 124 | 12,95 | 9 680 | 28 817 | 197,71 |
| Mozambique | 230 | 12 380 | 5 282,61 | 812 | 39 809 | 4 803,67 |
| Togo | 694 858 | 525 855 | -24,32 | 520 753 | 359 470 | -30,97 |
| Ghana | 10 500 | 0 | -100,00 | 72 634 | 0 | -100,00 |
| Liberia | 18 975 | 0 | -100,00 | 33 816 | 0 | -100,00 |
| Guinea | 162 540 | 103 400 | -36,38 | 663 443 | 290 926 | -56,15 |
| Angola | 49 461 | 44 895 | -9,23 | 332 310 | 373 920 | 12,52 |
| Congo | 136 163 | 115 300 | -15,32 | 62 335 | 54 038 | -13,31 |
| Cameroon | 79 230 | 45 465 | -42,62 | 160 482 | 75 213 | -53,13 |
| Nigeria | 994 927 | 835 769 | -16,00 | 1 407 810 | 1 327 350 | -5,72 |
| Gabon | 53 | 16 300 | 30 654,72 | 40 | 23 268 | 58 069,02 |
| Cote D'Ivoire | 159 178 | 145 060 | -8,87 | 81 920 | 54 794 | -33,11 |
| Senegal | 535 973 | 650 740 | 21,41 | 437 893 | 510 973 | 16,69 |
| Mauritania | 10 780 | 10 650 | -1,21 | 126 000 | 462 000 | 266,67 |
| Gambia | 4 120 | 9 899 | 140,27 | 48 520 | 43 770 | -9,79 |
| Seychelles | 23 | 1 076 | 4 578,26 | 3 292 | 5 219 | 58,55 |
| Uganda | 37 086 | 36 562 | -1,41 | 175 318 | 71 165 | -59,41 |
| Djibouti | 0 | 36 750 | - | 0 | 272 275 | - |
| South Africa | 99 238 | 114 556 | 15,43 | 2 050 152 | 1 768 988 | -13,71 |
| Mauritius | 13 473 | 11 999 | -10,94 | 114 479 | 67 870 | -40,71 |
| Rwanda | 191 | 0 | -100,00 | 100 | 0 | -100,00 |
| Mayotte | 915 | 0 | -100,00 | 10 783 | 0 | -100,00 |
| Democratic Rep. Of The Congo | 118 | 0 | -100,00 | 296 | 0 | -100,00 |
| Australia | 1 052 450 | 1 191 447 | 13,21 | 26 717 444 | 28 792 209 | 7,77 |
| New Zealand | 84 353 | 101 567 | 20,41 | 2 748 896 | 3 151 175 | 14,63 |
| Guam | 1 264 | 1 713 | 35,52 | 14 465 | 15 802 | 9,25 |
| Palau | 0 | 409 | - | 0 | 27 684 | - |
| New Caledonia | 3 970 | 3 452 | -13,06 | 67 718 | 87 629 | 29,40 |
| Vanuatu | 966 | 373 | -61,39 | 15 102 | 1 707 | -88,70 |
| Wallis And Futuna Islands | 100 | 2 | -98,00 | 1 889 | 31 | -98,36 |
| Cook Islands | 497 | 1 063 | 113,78 | 1 145 | 8 368 | 630,98 |
| Fiji | 5 265 | 7 597 | 44,28 | 56 648 | 161 767 | 185,56 |
| Kiribati | 110 | 0 | -100,00 | 571 | 0 | -100,00 |
| Samoa | 0 | 244 | - | 0 | 2 125 | - |
| Tonga | 0 | 13 | - | 0 | 59 | - |
| East Timor | 84 826 | 72 112 | -14,99 | 242 424 | 150 998 | -37,71 |
| United States | 29 369 467 | 29 016 566 | -1,20 | 523 748 414 | 570 554 709 | 8,94 |
| Canada | 1 179 146 | 1 005 694 | -14,71 | 22 610 448 | 23 937 219 | 5,87 |
| Mexico | 189 810 | 291 991 | 53,83 | 3 940 937 | 5 997 143 | 52,18 |
| Guatemala | 2 927 | 98 | -96,66 | 3 925 | 4 064 | 3,53 |
| Panama | 32 760 | 19 510 | -40,45 | 773 453 | 571 839 | -26,07 |
| Cuba | 427 | 0 | -100,00 | 50 | 0 | -100,00 |
| Suriname | 139 | 2 794 | 1 915,87 | 588 | 13 911 | 2 264,09 |
| Chile | 79 456 | 70 997 | -10,65 | 1 871 937 | 1 899 328 | 1,46 |
| Venezuela | 5 540 | 0 | -100,00 | 51 839 | 0 | -100,00 |
| Argentina | 68 137 | 47 516 | -30,26 | 1 943 584 | 1 342 604 | -30,92 |
| Brazil | 165 358 | 185 437 | 12,14 | 3 361 253 | 2 643 429 | -21,36 |
| Colombia | 16 822 | 30 007 | 78,38 | 469 056 | 778 978 | 66,07 |
| Bolivia | 854 | 3 027 | 254,49 | 16 348 | 31 716 | 94,01 |
| Uruguay | 1 781 | 7 178 | 303,05 | 45 636 | 188 076 | 312,13 |
| Paraguay | 404 | 372 | -7,94 | 12 751 | 15 854 | 24,33 |
| Ecuador | 82 | 28 | -65,57 | 2 893 | 1 123 | -61,20 |
| Peru | 31 894 | 28 293 | -11,29 | 803 270 | 618 105 | -23,05 |
| Bahamas | 668 | 0 | -100,00 | 4 876 | 0 | -100,00 |
| Jamaica | 1 | 0 | -100,00 | 38 | 0 | -100,00 |
| Puerto Rico | 13 617 | 20 741 | 52,31 | 196 467 | 336 804 | 71,43 |
| Belize | 995 | 0 | -100,00 | 6 716 | 0 | -100,00 |
| Dominican Republic | 449 | 253 | -43,70 | 6 981 | 10 171 | 45,69 |
| El Salvador | 1 316 | 11 197 | 751,08 | 47 939 | 106 102 | 121,33 |
| Costa Rica | 700 | 4 095 | 484,93 | 4 107 | 41 773 | 917,08 |
| Haiti | 5 638 | 0 | -100,00 | 136 551 | 0 | -100,00 |
| Barbados | 50 | 60 | 20,00 | 2 531 | 2 231 | -11,87 |
| Antigua And Barbuda | 0 | 15 | - | 0 | 672 | - |
| Anguilla | 0 | 152 | - | 0 | 37 | - |
| Bermuda | 2 109 | 0 | -100,00 | 12 606 | 0 | -100,00 |
| Cape Verde | 0 | 440 | - | 0 | 5 538 | - |
| French Guiana | 0 | 1 150 | - | 0 | 4 125 | - |
| French Polynesia | 11 714 | 5 823 | -50,29 | 182 378 | 103 645 | -43,17 |

TABEL 6. PERKEMBANGAN EKSPOR INDONESIA MENURUT KOMODITI DAN NEGARA TUJUAN
JANUARI-FEBRUARI 2016 DAN 2017

| KOMODITI / NEGARA TUJUAN | BERAT BERSIH (KG) | | PERUB | NILAI FOB (US \$) | | PERUB |
|-----------------------------|-------------------|------------------|-------------|-------------------|--------------------|--------------|
| | JAN-FEB 2016 | JAN-FEB 2017 | % | JAN-FEB 2016 | JAN-FEB 2017 | % |
| | (1) | (2) | (3) | (4) | (5) | (6) |
| Martinique | 1 434 | 388 | -72,94 | 13 796 | 4 692 | -65,99 |
| Netherlands Antilles | 519 | 394 | -24,11 | 55 140 | 19 619 | -64,42 |
| Saint Lucia | 0 | 35 | - | 0 | 4 196 | - |
| Turks And Caicos Islands | 0 | 216 | - | 0 | 9 164 | - |
| Guadeloupe | 809 | 349 | -56,85 | 4 056 | 12 901 | 218,12 |
| Saint Kitts And Nevis | 312 | 57 | -81,73 | 19 641 | 5 826 | -70,34 |
| Virgin Islands (British) | 0 | 50 | - | 0 | 704 | - |
| U.S. Virgin Islands | 130 | 0 | -100,00 | 1 044 | 0 | -100,00 |
| United Kingdom | 1 248 941 | 1 062 723 | -14,91 | 29 710 298 | 25 986 178 | -12,53 |
| Netherlands | 452 186 | 517 337 | 14,41 | 12 413 907 | 14 360 886 | 15,68 |
| France | 259 981 | 263 028 | 1,17 | 8 142 403 | 8 631 682 | 6,01 |
| Germany, Fed. Rep. Of | 2 871 263 | 2 683 941 | -6,52 | 68 651 518 | 64 746 611 | -5,69 |
| Austria | 15 986 | 35 688 | 123,24 | 535 295 | 1 569 600 | 193,22 |
| Belgium | 1 004 763 | 938 950 | -6,55 | 25 574 177 | 22 040 007 | -13,82 |
| Switzerland | 100 673 | 84 870 | -15,70 | 2 194 013 | 1 742 504 | -20,58 |
| Denmark | 72 647 | 73 670 | 1,41 | 1 590 536 | 1 608 944 | 1,16 |
| Norway | 72 290 | 80 308 | 11,09 | 1 454 528 | 1 629 444 | 12,03 |
| Sweden | 164 693 | 185 633 | 12,71 | 3 467 553 | 4 131 984 | 19,16 |
| Finland | 1 837 | 829 | -54,86 | 40 012 | 21 970 | -45,09 |
| Ireland | 92 938 | 69 984 | -24,70 | 1 342 787 | 1 017 749 | -24,21 |
| Italy | 348 325 | 256 441 | -26,38 | 9 951 126 | 7 761 263 | -22,01 |
| Spain | 722 882 | 766 555 | 6,04 | 9 278 836 | 9 877 074 | 6,45 |
| Portugal | 520 | 5 370 | 931,92 | 8 164 | 87 064 | 966,45 |
| Greece | 26 392 | 34 006 | 28,85 | 364 344 | 383 064 | 5,14 |
| Hungary | 17 228 | 4 640 | -73,07 | 354 209 | 108 313 | -69,42 |
| Poland | 415 177 | 451 735 | 8,81 | 8 226 457 | 9 417 651 | 14,48 |
| Romania | 614 | 15 229 | 2 380,56 | 7 879 | 52 096 | 561,17 |
| Bulgaria | 5 | 1 | -81,20 | 48 | 9 | -80,64 |
| Azerbaijan | 901 | 0 | -100,00 | 2 367 | 0 | -100,00 |
| Kazakhstan | 565 | 0 | -100,00 | 250 | 0 | -100,00 |
| Ukraine | 3 998 | 459 | -88,51 | 92 271 | 12 078 | -86,91 |
| Uzbekistan | 20 274 | 43 | -99,79 | 144 730 | 225 | -99,84 |
| Lithuania | 1 | 0 | -100,00 | 38 | 0 | -100,00 |
| Latvia | 5 | 1 | -81,20 | 70 | 5 | -93,38 |
| Estonia | 4 | 1 | -76,85 | 27 | 9 | -66,30 |
| Georgia | 826 | 0 | -100,00 | 450 | 0 | -100,00 |
| Croatia | 18 733 | 17 253 | -7,90 | 323 745 | 299 240 | -7,57 |
| Bosnia And Herzegovina | 140 | 20 | -85,64 | 50 | 1 043 | 1 986,20 |
| Malta | 0 | 700 | - | 0 | 16 103 | - |
| Slovakia | 24 | 0 | -100,00 | 258 | 0 | -100,00 |
| Slovenia | 849 | 22 505 | 2 549,54 | 25 396 | 493 361 | 1 842,70 |
| Czech Republic | 30 209 | 26 826 | -11,20 | 917 192 | 542 473 | -40,86 |
| Russia Federation | 115 460 | 89 916 | -22,12 | 2 893 657 | 2 268 431 | -21,61 |
| Serbia | 5 941 | 5 856 | -1,43 | 120 189 | 129 613 | 7,84 |
| Montenegro | 99 | 0 | -100,00 | 3 130 | 0 | -100,00 |
| PAKAIAN JADI RAJUTAN | 6 870 321 | 7 547 071 | 9,85 | 91 755 883 | 121 341 671 | 32,24 |
| Japan | 706 482 | 870 556 | 23,22 | 10 643 634 | 13 029 491 | 22,42 |
| Hongkong | 22 054 | 46 685 | 111,69 | 286 241 | 582 159 | 103,38 |
| Korea, Republic Of | 252 273 | 264 876 | 5,00 | 2 547 069 | 3 490 553 | 37,04 |
| Taiwan | 13 330 | 7 365 | -44,75 | 122 269 | 142 939 | 16,91 |
| China | 46 458 | 55 694 | 19,88 | 881 987 | 1 146 293 | 29,97 |
| Thailand | 6 655 | 15 974 | 140,02 | 35 540 | 159 453 | 348,66 |
| Singapore | 60 003 | 31 400 | -47,67 | 722 397 | 665 685 | -7,85 |
| Philippines | 21 704 | 4 785 | -77,95 | 46 012 | 102 435 | 122,63 |
| Malaysia | 51 350 | 10 716 | -79,13 | 485 438 | 352 477 | -27,39 |
| Cambodia | 0 | 319 | - | 0 | 590 | - |
| Vietnam | 1 187 | 110 | -90,75 | 2 638 | 3 582 | 35,82 |
| Maldives | 0 | 290 | - | 0 | 4 813 | - |
| India | 1 110 | 1 868 | 68,26 | 14 791 | 32 264 | 118,13 |
| Pakistan | 1 | 0 | -100,00 | 18 | 0 | -100,00 |
| Sri Lanka | 0 | 6 536 | - | 0 | 15 547 | - |
| Saudi Arabia | 175 | 10 661 | 5 996,34 | 4 490 | 53 142 | 1 083,60 |
| Israel | 14 974 | 4 291 | -71,35 | 224 947 | 108 143 | -51,93 |
| Kuwait | 706 | 0 | -100,00 | 4 027 | 0 | -100,00 |
| Turkey | 2 432 | 4 760 | 95,69 | 23 073 | 49 522 | 114,63 |
| United Arab Emirates | 27 718 | 20 465 | -26,16 | 258 954 | 394 516 | 52,35 |
| Egypt | 105 | 162 | 53,87 | 514 | 1 196 | 132,93 |
| Algeria | 0 | 17 369 | - | 0 | 32 564 | - |
| Angola | 1 | 0 | -100,00 | 200 | 0 | -100,00 |
| South Africa | 27 060 | 31 218 | 15,37 | 71 865 | 132 757 | 84,73 |
| Mauritius | 3 850 | 7 700 | 100,00 | 3 645 | 10 845 | 197,53 |
| Australia | 134 449 | 220 138 | 63,73 | 2 443 507 | 3 268 430 | 33,76 |
| New Zealand | 8 853 | 2 494 | -71,83 | 148 992 | 57 294 | -61,55 |
| East Timor | 0 | 50 | - | 0 | 35 | - |
| United States | 4 663 346 | 5 222 934 | 12,00 | 62 928 004 | 84 723 530 | 34,64 |
| Canada | 503 375 | 127 229 | -74,72 | 4 734 610 | 2 870 970 | -39,36 |
| Mexico | 18 136 | 27 968 | 54,21 | 212 032 | 726 067 | 242,43 |
| Panama | 912 | 744 | -18,46 | 10 409 | 18 473 | 77,47 |
| Chile | 1 436 | 4 219 | 193,74 | 18 406 | 63 250 | 243,63 |
| Argentina | 1 601 | 15 008 | 837,67 | 41 842 | 54 186 | 29,50 |
| Brazil | 14 865 | 2 927 | -80,31 | 272 158 | 45 178 | -83,40 |
| Colombia | 800 | 1 128 | 40,92 | 5 923 | 21 237 | 258,53 |
| Uruguay | 16 | 0 | -100,00 | 735 | 0 | -100,00 |
| Peru | 575 | 2 898 | 403,85 | 7 098 | 31 617 | 345,41 |
| Costa Rica | 0 | 4 | - | 0 | 95 | - |
| United Kingdom | 72 886 | 98 278 | 34,84 | 1 297 595 | 1 794 518 | 38,30 |

**TABEL 6. PERKEMBANGAN EKSPOR INDONESIA MENURUT KOMODITI DAN NEGARA TUJUAN
JANUARI-FEBRUARI 2016 DAN 2017**

| KOMODITI / NEGARA TUJUAN | BERAT BERSIH (KG) | | PERUB | NILAI FOB (US \$) | | PERUB |
|--|-------------------|------------------|---------------|-------------------|-------------------|---------------|
| | JAN-FEB 2016 | JAN-FEB 2017 | % | JAN-FEB 2016 | JAN-FEB 2017 | % |
| | (1) | (2) | (3) | (4) | (5) | (6) |
| Netherlands | 11 971 | 23 597 | 97,12 | 312 732 | 608 394 | 94,54 |
| France | 5 941 | 31 301 | 426,88 | 139 291 | 1 215 912 | 772,93 |
| Germany, Fed. Rep. Of | 92 112 | 168 186 | 82,59 | 1 647 483 | 2 825 381 | 71,50 |
| Austria | 65 | 0 | -100,00 | 3 069 | 0 | -100,00 |
| Belgium | 20 592 | 53 871 | 161,61 | 211 344 | 886 118 | 319,28 |
| Switzerland | 4 400 | 4 820 | 9,55 | 43 034 | 47 386 | 10,11 |
| Denmark | 3 601 | 7 720 | 114,40 | 67 771 | 95 476 | 40,88 |
| Norway | 4 447 | 9 906 | 122,77 | 54 016 | 118 496 | 119,37 |
| Sweden | 5 053 | 15 642 | 209,55 | 41 695 | 198 566 | 376,23 |
| Ireland | 7 616 | 764 | -89,97 | 315 029 | 32 325 | -89,74 |
| Italy | 2 347 | 16 927 | 621,06 | 49 291 | 359 884 | 630,12 |
| Spain | 8 530 | 21 686 | 154,23 | 92 947 | 183 239 | 97,14 |
| Portugal | 0 | 4 698 | - | 0 | 72 254 | - |
| Greece | 454 | 258 | -43,14 | 11 504 | 4 851 | -57,83 |
| Poland | 17 590 | 41 844 | 137,88 | 191 434 | 426 600 | 122,84 |
| Ukraine | 132 | 40 | -69,55 | 4 239 | 1 631 | -61,52 |
| Croatia | 945 | 706 | -25,29 | 11 313 | 7 076 | -37,45 |
| Czech Republic | 432 | 176 | -59,20 | 13 314 | 7 625 | -42,73 |
| Russia Federation | 3 025 | 4 733 | 56,48 | 42 061 | 61 219 | 45,55 |
| Serbia | 189 | 381 | 101,72 | 3 259 | 3 394 | 4,12 |
| PERLENGKAPAN PAKAIAN DARI TEKSTIL | 2 744 647 | 2 155 473 | -21,47 | 24 579 526 | 20 258 505 | -17,58 |
| Japan | 355 137 | 370 370 | 4,29 | 4 763 259 | 4 480 535 | -5,94 |
| Hongkong | 9 211 | 9 272 | 0,66 | 126 000 | 221 466 | 75,77 |
| Korea, Republic Of | 16 756 | 30 762 | 83,58 | 757 936 | 1 044 758 | 37,84 |
| Taiwan | 1 116 786 | 829 253 | -25,75 | 1 406 378 | 1 058 172 | -24,76 |
| China | 3 046 | 9 424 | 209,35 | 89 682 | 360 501 | 301,98 |
| Papua New Guinea | 410 | 3 | -99,27 | 7 332 | 12 | -99,84 |
| Thailand | 2 359 | 3 691 | 56,46 | 70 377 | 52 471 | -25,44 |
| Singapore | 24 306 | 17 674 | -27,28 | 353 236 | 354 687 | 0,41 |
| Philippines | 1 427 | 1 810 | 26,85 | 3 290 | 35 542 | 980,30 |
| Malaysia | 96 822 | 88 088 | -9,02 | 822 884 | 174 950 | -78,74 |
| Myanmar | 34 | 13 | -63,24 | 1 118 | 710 | -36,49 |
| Cambodia | 1 | 0 | -100,00 | 4 | 0 | -100,00 |
| Brunei Darussalam | 175 | 10 | -94,29 | 161 | 100 | -37,81 |
| Nepal | 152 | 342 | 125,00 | 396 | 889 | 124,56 |
| Vietnam | 446 | 111 | -75,00 | 8 337 | 13 184 | 58,14 |
| Maldives | 461 | 1 160 | 151,63 | 13 743 | 7 469 | -45,65 |
| India | 35 729 | 53 193 | 48,88 | 279 024 | 1 150 839 | 312,45 |
| Pakistan | 34 713 | 32 917 | -5,17 | 349 471 | 120 388 | -65,55 |
| Bangladesh | 0 | 622 | - | 0 | 5 350 | - |
| Sri Lanka | 18 337 | 14 684 | -19,93 | 40 729 | 47 140 | 15,74 |
| Iraq | 54 | 0 | -100,00 | 650 | 0 | -100,00 |
| Iran (Islamic Republic Of) | 128 | 0 | -100,00 | 505 | 0 | -100,00 |
| Saudi Arabia | 110 257 | 30 396 | -72,43 | 978 010 | 95 901 | -90,19 |
| Israel | 65 | 38 | -41,59 | 2 850 | 2 040 | -28,42 |
| Kuwait | 10 | 280 | 2 700,00 | 956 | 1 260 | 31,78 |
| Yemen | 0 | 5 760 | - | 0 | 10 645 | - |
| Oman | 27 | 50 | 85,19 | 122 | 325 | 166,87 |
| Turkey | 207 | 281 | 35,49 | 1 959 | 1 019 | -47,97 |
| United Arab Emirates | 45 738 | 53 833 | 17,70 | 229 428 | 51 226 | -77,67 |
| Qatar | 0 | 730 | - | 0 | 715 | - |
| Bahrain | 18 650 | 24 494 | 31,34 | 38 706 | 56 065 | 44,85 |
| Cyprus | 756 | 0 | -100,00 | 6 435 | 0 | -100,00 |
| Egypt | 15 756 | 16 | -99,90 | 62 873 | 619 | -99,02 |
| Morocco | 7 989 | 6 009 | -24,79 | 26 057 | 29 674 | 13,88 |
| Algeria | 0 | 1 850 | - | 0 | 1 678 | - |
| Tanzania, United Rep. Of | 461 | 0 | -100,00 | 1 756 | 0 | -100,00 |
| Madagascar | 14 | 325 | 2 221,43 | 2 458 | 1 055 | -57,08 |
| Kenya | 0 | 6 | - | 0 | 13 | - |
| Reunion | 161 | 42 | -73,91 | 1 048 | 258 | -75,43 |
| Mozambique | 38 | 0 | -100,00 | 265 | 0 | -100,00 |
| Togo | 14 | 0 | -100,00 | 36 | 0 | -100,00 |
| Guinea | 855 | 2 585 | 202,34 | 1 998 | 3 375 | 68,92 |
| Nigeria | 15 189 | 63 435 | 317,64 | 28 485 | 76 931 | 170,08 |
| Senegal | 6 845 | 14 675 | 114,39 | 6 400 | 9 740 | 52,19 |
| Seychelles | 1 447 | 100 | -93,09 | 679 | 312 | -54,06 |
| South Africa | 1 381 | 2 576 | 86,54 | 46 198 | 81 887 | 77,25 |
| Mauritius | 198 | 300 | 51,90 | 3 118 | 9 603 | 208,02 |
| Australia | 16 965 | 22 347 | 31,73 | 509 721 | 341 037 | -33,09 |
| New Zealand | 2 919 | 21 015 | 619,86 | 46 586 | 107 858 | 131,52 |
| Guam | 115 | 101 | -12,17 | 1 897 | 1 389 | -26,79 |
| Palau | 0 | 543 | - | 0 | 3 732 | - |
| New Caledonia | 425 | 219 | -48,47 | 5 067 | 4 691 | -7,43 |
| Northern Mariana Islands | 90 | 0 | -100,00 | 118 | 0 | -100,00 |
| Saint Vincent And The Grenadines | 0 | 300 | - | 0 | 3 067 | - |
| Vanuatu | 0 | 209 | - | 0 | 1 682 | - |
| Cook Islands | 0 | 57 | - | 0 | 416 | - |
| Fiji | 2 526 | 178 | -92,95 | 26 582 | 3 051 | -88,52 |
| Tonga | 0 | 13 | - | 0 | 33 | - |
| East Timor | 18 760 | 9 443 | -49,67 | 45 308 | 35 602 | -21,42 |
| United States | 413 384 | 264 526 | -36,01 | 8 801 367 | 5 704 347 | -35,19 |
| Canada | 33 930 | 12 744 | -62,44 | 355 326 | 526 074 | 48,05 |
| Mexico | 12 607 | 3 420 | -72,88 | 90 483 | 64 572 | -28,64 |
| Guatemala | 0 | 17 | - | 0 | 389 | - |
| Panama | 195 | 476 | 144,75 | 7 918 | 17 431 | 120,15 |

**TABEL 6. PERKEMBANGAN EKSPOR INDONESIA MENURUT KOMODITI DAN NEGARA TUJUAN
JANUARI-FEBRUARI 2016 DAN 2017**

| KOMODITI / NEGARA TUJUAN | BERAT BERSIH (KG) | | PERUB | NILAI FOB (US \$) | | PERUB |
|---|-------------------|------------------|---------------|-------------------|-------------------|-------------|
| | JAN-FEB 2016 | JAN-FEB 2017 | % | JAN-FEB 2016 | JAN-FEB 2017 | % |
| | (1) | (2) | (3) | (4) | (5) | (6) |
| Suriname | 0 | 60 | - | 0 | 643 | - |
| Chile | 81 | 558 | 593,08 | 1 889 | 23 195 | 1 127,61 |
| Argentina | 260 | 1 762 | 578,23 | 10 534 | 67 729 | 542,98 |
| Brazil | 15 416 | 2 419 | -84,31 | 60 172 | 80 081 | 33,09 |
| Colombia | 1 | 115 | 11 400,00 | 1 | 1 492 | 149 135,00 |
| Bolivia | 27 | 0 | -100,00 | 1 985 | 0 | -100,00 |
| Uruguay | 6 | 28 | 330,99 | 273 | 1 042 | 281,54 |
| Paraguay | 7 | 0 | -100,00 | 529 | 0 | -100,00 |
| Ecuador | 21 | 0 | -100,00 | 371 | 0 | -100,00 |
| Peru | 181 | 196 | 8,61 | 3 854 | 10 092 | 161,84 |
| Jamaica | 0 | 90 | - | 0 | 2 522 | - |
| Puerto Rico | 763 | 35 | -95,41 | 6 594 | 537 | -91,86 |
| Dominican Republic | 8 001 | 93 | -98,84 | 61 917 | 929 | -98,50 |
| El Salvador | 1 624 | 0 | -100,00 | 4 025 | 0 | -100,00 |
| Costa Rica | 900 | 597 | -33,67 | 3 414 | 1 913 | -43,98 |
| Barbados | 10 | 0 | -100,00 | 97 | 0 | -100,00 |
| Antigua And Barbuda | 0 | 2 | - | 0 | 365 | - |
| Bermuda | 42 | 0 | -100,00 | 248 | 0 | -100,00 |
| Cape Verde | 0 | 30 | - | 0 | 478 | - |
| French Guiana | 0 | 33 | - | 0 | 186 | - |
| French Polynesia | 1 544 | 228 | -85,23 | 5 383 | 1 302 | -75,82 |
| Martinique | 336 | 106 | -68,45 | 636 | 838 | 31,60 |
| Netherlands Antilles | 38 | 1 | -97,37 | 7 344 | 173 | -97,65 |
| Saint Lucia | 0 | 2 | - | 0 | 109 | - |
| Guadeloupe | 50 | 325 | 549,00 | 274 | 739 | 169,51 |
| Saint Kitts And Nevis | 107 | 71 | -33,64 | 5 203 | 4 266 | -18,00 |
| U.S. Virgin Islands | 10 | 0 | -100,00 | 176 | 0 | -100,00 |
| United Kingdom | 46 369 | 19 895 | -57,09 | 926 387 | 674 075 | -27,24 |
| Netherlands | 19 439 | 5 401 | -72,22 | 278 851 | 184 503 | -33,83 |
| France | 95 771 | 36 481 | -61,91 | 960 519 | 906 183 | -5,66 |
| Germany, Fed. Rep. Of | 28 432 | 19 106 | -32,80 | 546 257 | 576 500 | 5,54 |
| Austria | 252 | 222 | -11,86 | 14 273 | 9 752 | -31,67 |
| Belgium | 4 500 | 8 978 | 99,51 | 86 110 | 306 581 | 256,03 |
| Switzerland | 266 | 481 | 81,04 | 10 101 | 17 387 | 72,12 |
| Denmark | 403 | 487 | 20,94 | 3 031 | 21 051 | 594,60 |
| Norway | 127 | 482 | 279,80 | 5 915 | 6 434 | 8,77 |
| Sweden | 4 363 | 7 094 | 62,60 | 202 763 | 94 096 | -53,59 |
| Finland | 0 | 45 | - | 0 | 1 441 | - |
| Ireland | 36 | 4 | -90,28 | 1 784 | 12 | -99,35 |
| Italy | 22 762 | 16 945 | -25,56 | 264 502 | 435 990 | 64,83 |
| Spain | 25 042 | 17 071 | -31,83 | 403 505 | 310 386 | -23,08 |
| Portugal | 1 465 | 333 | -77,27 | 6 281 | 3 408 | -45,74 |
| Greece | 3 920 | 6 475 | 65,17 | 124 315 | 105 330 | -15,27 |
| Hungary | 125 | 855 | 584,00 | 120 | 6 512 | 5 326,67 |
| Poland | 8 | 777 | 9 615,38 | 51 | 13 388 | 26 150,90 |
| Belarus | 0 | 11 | - | 0 | 615 | - |
| Ukraine | 11 022 | 0 | -100,00 | 34 229 | 0 | -100,00 |
| Croatia | 1 019 | 192 | -81,16 | 3 829 | 1 834 | -52,09 |
| Malta | 0 | 25 | - | 0 | 1 210 | - |
| Slovenia | 15 | 15 | 0,00 | 1 070 | 73 | -93,21 |
| Czech Republic | 1 238 | 411 | -66,80 | 65 827 | 1 262 | -98,08 |
| Russia Federation | 4 188 | 71 | -98,31 | 40 164 | 2 725 | -93,21 |
| Serbia | 0 | 80 | - | 0 | 255 | - |
| KAOS KAKI RAJUTAN DAN SEJENISNYA | 2 079 430 | 1 796 533 | -13,60 | 23 929 686 | 24 403 459 | 1,98 |
| Japan | 138 554 | 107 117 | -22,69 | 2 490 989 | 2 815 925 | 13,04 |
| Hongkong | 6 268 | 5 000 | -20,23 | 104 391 | 90 827 | -12,99 |
| Korea, Republic Of | 13 844 | 2 540 | -81,65 | 375 818 | 35 690 | -90,50 |
| Taiwan | 1 419 | 1 242 | -12,53 | 23 420 | 17 708 | -24,39 |
| China | 19 190 | 11 035 | -42,50 | 323 025 | 193 073 | -40,23 |
| Thailand | 1 204 | 1 611 | 33,84 | 19 439 | 22 908 | 17,85 |
| Singapore | 6 532 | 2 602 | -60,17 | 170 878 | 52 390 | -69,34 |
| Philippines | 1 304 | 2 412 | 85,06 | 22 928 | 44 943 | 96,02 |
| Malaysia | 3 787 | 5 398 | 42,55 | 41 379 | 75 939 | 83,52 |
| Myanmar | 0 | 703 | - | 0 | 11 628 | - |
| Vietnam | 0 | 1 | - | 0 | 3 | - |
| Maldives | 0 | 80 | - | 0 | 1 500 | - |
| India | 1 144 | 1 613 | 40,95 | 18 585 | 26 484 | 42,50 |
| Sri Lanka | 4 | 6 595 | 164 785,00 | 145 | 82 386 | 56 718,14 |
| Turkey | 7 214 | 6 157 | -14,65 | 118 001 | 85 474 | -27,57 |
| United Arab Emirates | 8 186 | 7 044 | -13,95 | 114 392 | 96 768 | -15,41 |
| South Africa | 8 160 | 15 749 | 92,99 | 107 296 | 244 123 | 127,52 |
| Australia | 12 496 | 5 261 | -57,90 | 237 407 | 67 093 | -71,74 |
| New Zealand | 444 | 591 | 33,18 | 5 484 | 7 384 | 34,65 |
| East Timor | 0 | 38 | - | 0 | 66 | - |
| United States | 38 548 | 45 136 | 17,09 | 559 517 | 669 335 | 19,63 |
| Canada | 278 628 | 6 908 | -97,52 | 160 750 | 102 624 | -36,16 |
| Mexico | 5 992 | 6 986 | 16,59 | 96 550 | 98 910 | 2,44 |
| Chile | 6 760 | 13 495 | 99,64 | 82 559 | 135 241 | 63,81 |
| Brazil | 11 621 | 2 990 | -74,27 | 119 296 | 31 246 | -73,81 |
| Colombia | 35 | 851 | 2 355,78 | 1 408 | 14 021 | 895,61 |
| Peru | 2 915 | 4 548 | 56,03 | 36 308 | 58 064 | 59,92 |
| French Polynesia | 120 | 0 | -100,00 | 1 673 | 0 | -100,00 |
| United Kingdom | 148 652 | 75 868 | -48,96 | 1 729 888 | 983 165 | -43,17 |
| Netherlands | 95 776 | 64 318 | -32,85 | 1 020 389 | 682 837 | -33,08 |
| France | 211 871 | 220 340 | 4,00 | 2 688 337 | 2 666 428 | -0,81 |

**TABEL 6. PERKEMBANGAN EKSPOR INDONESIA MENURUT KOMODITI DAN NEGARA TUJUAN
JANUARI-FEBRUARI 2016 DAN 2017**

| KOMODITI / NEGARA TUJUAN | BERAT BERSIH (KG) | | PERUB | NILAI FOB (US \$) | | PERUB |
|--|-------------------|-------------------|--------------|--------------------|--------------------|--------------|
| | JAN-FEB 2016 | JAN-FEB 2017 | % | JAN-FEB 2016 | JAN-FEB 2017 | % |
| | (1) | (2) | (3) | (4) | (5) | (6) |
| Germany, Fed. Rep. Of | 675 663 | 707 443 | 4,70 | 8 337 380 | 8 845 298 | 6,09 |
| Austria | 14 684 | 10 632 | -27,59 | 174 458 | 117 075 | -32,89 |
| Belgium | 63 461 | 79 232 | 24,85 | 937 666 | 1 106 128 | 17,97 |
| Switzerland | 35 213 | 28 112 | -20,17 | 474 288 | 380 846 | -19,70 |
| Denmark | 18 782 | 14 561 | -22,47 | 215 666 | 194 295 | -9,91 |
| Norway | 17 210 | 13 603 | -20,96 | 215 937 | 204 164 | -5,45 |
| Sweden | 28 184 | 46 651 | 65,53 | 368 039 | 678 436 | 84,34 |
| Italy | 20 360 | 41 359 | 103,14 | 253 301 | 539 385 | 112,94 |
| Spain | 81 550 | 61 508 | -24,58 | 1 000 554 | 781 962 | -21,85 |
| Portugal | 837 | 505 | -39,74 | 7 998 | 5 616 | -29,78 |
| Poland | 64 176 | 81 820 | 27,49 | 929 514 | 1 132 287 | 21,81 |
| Romania | 9 619 | 19 002 | 97,55 | 109 203 | 206 088 | 88,72 |
| Croatia | 2 142 | 1 741 | -18,74 | 29 991 | 24 205 | -19,29 |
| Slovakia | 0 | 2 758 | - | 0 | 23 710 | - |
| Slovenia | 777 | 36 263 | 4 569,19 | 8 085 | 440 256 | 5 345,34 |
| Russia Federation | 14 867 | 26 135 | 75,79 | 180 858 | 296 009 | 63,67 |
| Serbia | 1 240 | 980 | -20,98 | 16 496 | 13 519 | -18,05 |
| PAKAIAN JADI DAN PERLENGKAPANNYA DARI | | | | | | |
| KULIT | 59 982 | 79 675 | 32,83 | 1 113 450 | 1 650 292 | 48,21 |
| Japan | 305 | 59 | -80,66 | 7 059 | 7 018 | -0,58 |
| Hongkong | 20 | 75 | 282,56 | 3 420 | 6 963 | 103,61 |
| Korea, Republic Of | 2 046 | 5 315 | 159,77 | 65 548 | 87 470 | 33,44 |
| China | 3 | 13 110 | 436 915,67 | 5 | 8 755 | 175 004,80 |
| Papua New Guinea | 2 329 | 7 746 | 232,61 | 22 157 | 73 459 | 231,54 |
| Thailand | 378 | 22 | -94,19 | 20 448 | 2 209 | -89,20 |
| Singapore | 14 343 | 9 849 | -31,33 | 74 606 | 28 734 | -61,48 |
| Philippines | 38 | 0 | -100,00 | 1 461 | 0 | -100,00 |
| Brunei Darussalam | 242 | 0 | -100,00 | 627 | 0 | -100,00 |
| Nepal | 0 | 50 | - | 0 | 420 | - |
| Maldives | 167 | 35 | -79,04 | 8 618 | 1 840 | -78,65 |
| India | 32 | 0 | -100,00 | 175 | 0 | -100,00 |
| Pakistan | 2 | 0 | -100,00 | 24 | 0 | -100,00 |
| Israel | 0 | 5 | - | 0 | 121 | - |
| United Arab Emirates | 24 | 0 | -100,00 | 618 | 0 | -100,00 |
| Morocco | 58 | 84 | 45,02 | 679 | 1 053 | 55,16 |
| Madagascar | 0 | 7 | - | 0 | 31 | - |
| Reunion | 25 | 0 | -100,00 | 571 | 0 | -100,00 |
| Nigeria | 1 477 | 0 | -100,00 | 1 156 | 0 | -100,00 |
| Mauritius | 10 | 140 | 1 300,00 | 3 349 | 3 524 | 5,23 |
| Australia | 1 082 | 1 344 | 24,17 | 23 155 | 22 015 | -4,93 |
| New Zealand | 130 | 15 | -88,48 | 1 476 | 49 | -96,68 |
| New Caledonia | 1 | 3 | 200,00 | 71 | 85 | 19,05 |
| Cook Islands | 0 | 25 | - | 0 | 774 | - |
| East Timor | 1 165 | 3 302 | 183,41 | 1 438 | 32 685 | 2 173,54 |
| United States | 18 232 | 17 690 | -2,98 | 250 164 | 417 917 | 67,06 |
| Canada | 554 | 178 | -67,87 | 14 965 | 4 035 | -73,03 |
| Mexico | 52 | 13 | -75,00 | 915 | 321 | -64,90 |
| Brazil | 95 | 0 | -100,00 | 65 | 0 | -100,00 |
| Colombia | 5 | 0 | -100,00 | 2 | 0 | -100,00 |
| Peru | 0 | 220 | - | 0 | 1 674 | - |
| Belize | 4 | 0 | -100,00 | 2 | 0 | -100,00 |
| Cape Verde | 0 | 1 | - | 0 | 578 | - |
| French Polynesia | 70 | 0 | -100,00 | 434 | 0 | -100,00 |
| Martinique | 28 | 0 | -100,00 | 226 | 0 | -100,00 |
| Netherlands Antilles | 0 | 5 | - | 0 | 1 184 | - |
| United Kingdom | 123 | 88 | -28,46 | 6 221 | 873 | -85,96 |
| Netherlands | 1 859 | 1 754 | -5,66 | 60 043 | 94 474 | 57,34 |
| France | 4 779 | 8 309 | 73,86 | 318 424 | 592 318 | 86,02 |
| Germany, Fed. Rep. Of | 5 900 | 3 197 | -45,81 | 150 335 | 66 680 | -55,65 |
| Belgium | 32 | 1 051 | 3 225,36 | 672 | 85 586 | 12 641,44 |
| Switzerland | 10 | 39 | 290,00 | 704 | 3 386 | 381,19 |
| Denmark | 6 | 6 | 0,00 | 2 146 | 23 | -98,92 |
| Norway | 47 | 0 | -100,00 | 1 741 | 0 | -100,00 |
| Italy | 510 | 3 372 | 561,08 | 48 396 | 61 814 | 27,73 |
| Spain | 3 081 | 2 226 | -27,75 | 16 344 | 23 630 | 44,57 |
| Greece | 164 | 318 | 94,50 | 3 910 | 18 108 | 363,13 |
| Croatia | 335 | 0 | -100,00 | 909 | 0 | -100,00 |
| Slovenia | 222 | 24 | -89,01 | 172 | 485 | 181,91 |
| SEPATU OLAHRAGA | 21 343 283 | 21 500 101 | 0,73 | 398 956 041 | 441 220 881 | 10,59 |
| Japan | 1 950 562 | 1 738 824 | -10,86 | 37 610 402 | 35 442 873 | -5,76 |
| Hongkong | 243 202 | 179 482 | -26,20 | 4 833 763 | 3 948 678 | -18,31 |
| Korea, Republic Of | 593 377 | 922 660 | 55,49 | 12 591 165 | 18 608 780 | 47,79 |
| Taiwan | 147 477 | 226 641 | 53,68 | 2 230 973 | 3 826 143 | 71,50 |
| China | 1 779 947 | 2 362 161 | 32,71 | 38 860 406 | 55 955 684 | 43,99 |
| Papua New Guinea | 1 | 86 | 8 500,00 | 90 | 390 | 336,07 |
| Thailand | 63 434 | 65 409 | 3,11 | 1 346 375 | 1 393 421 | 3,49 |
| Singapore | 42 818 | 62 880 | 46,85 | 1 170 008 | 1 422 955 | 21,62 |
| Philippines | 57 736 | 63 052 | 9,21 | 898 898 | 1 233 353 | 37,21 |
| Malaysia | 91 144 | 85 924 | -5,73 | 1 494 142 | 1 758 813 | 17,71 |
| Brunei Darussalam | 286 | 1 | -99,65 | 598 | 8 | -98,62 |
| Vietnam | 19 395 | 6 853 | -64,67 | 203 409 | 155 899 | -23,36 |
| Maldives | 4 292 | 964 | -77,54 | 22 674 | 16 701 | -26,34 |
| India | 26 805 | 53 896 | 101,07 | 510 146 | 984 343 | 92,95 |
| Saudi Arabia | 0 | 259 | - | 0 | 5 946 | - |
| Israel | 42 771 | 66 090 | 54,52 | 985 834 | 1 240 696 | 25,85 |

**TABEL 6. PERKEMBANGAN EKSPOR INDONESIA MENURUT KOMODITI DAN NEGARA TUJUAN
JANUARI-FEBRUARI 2016 DAN 2017**

| KOMODITI / NEGARA TUJUAN | BERAT BERSIH (KG) | | PERUB | NILAI FOB (US \$) | | PERUB |
|---|-------------------|------------------|---------------|--------------------|--------------------|---------------|
| | JAN-FEB 2016 | JAN-FEB 2017 | % | JAN-FEB 2016 | JAN-FEB 2017 | % |
| | (1) | (2) | (3) | (4) | (5) | (6) |
| Kuwait | 7 692 | 4 890 | -36,43 | 84 887 | 107 037 | 26,09 |
| Lebanon | 3 510 | 3 467 | -1,22 | 48 152 | 60 870 | 26,41 |
| Yemen | 6 337 | 0 | -100,00 | 4 869 | 0 | -100,00 |
| Oman | 0 | 27 | - | 0 | 2 475 | - |
| Turkey | 53 547 | 24 282 | -54,65 | 936 237 | 456 154 | -51,28 |
| United Arab Emirates | 186 434 | 122 927 | -34,06 | 3 196 119 | 2 300 789 | -28,01 |
| Egypt | 3 907 | 2 028 | -48,09 | 60 233 | 44 096 | -26,79 |
| Morocco | 4 070 | 180 | -95,57 | 77 341 | 2 507 | -96,76 |
| Tunisia | 88 | 0 | -100,00 | 2 270 | 0 | -100,00 |
| Algeria | 3 111 | 0 | -100,00 | 58 919 | 0 | -100,00 |
| Mozambique | 0 | 27 443 | - | 0 | 359 765 | - |
| Nigeria | 544 | 876 | 60,99 | 6 434 | 11 715 | 82,09 |
| Gabon | 263 | 0 | -100,00 | 5 324 | 0 | -100,00 |
| Seychelles | 40 | 0 | -100,00 | 502 | 0 | -100,00 |
| South Africa | 183 821 | 267 521 | 45,53 | 3 275 561 | 4 657 171 | 42,18 |
| Mauritius | 2 995 | 3 923 | 30,99 | 52 773 | 102 444 | 94,12 |
| Australia | 217 200 | 265 495 | 22,24 | 4 766 569 | 5 566 274 | 16,78 |
| New Zealand | 25 838 | 32 471 | 25,67 | 537 489 | 656 626 | 22,17 |
| Palau | 0 | 100 | - | 0 | 920 | - |
| Fiji | 899 | 938 | 4,37 | 16 691 | 15 569 | -6,72 |
| East Timor | 47 298 | 47 317 | 0,04 | 61 650 | 68 805 | 11,61 |
| United States | 6 727 816 | 5 797 256 | -13,83 | 116 143 198 | 118 205 728 | 1,78 |
| Canada | 307 556 | 275 149 | -10,54 | 6 434 863 | 6 018 074 | -6,48 |
| Mexico | 326 482 | 588 028 | 80,11 | 6 413 152 | 10 908 341 | 70,09 |
| Panama | 134 596 | 122 816 | -8,75 | 2 464 103 | 2 398 952 | -2,64 |
| Chile | 213 573 | 192 812 | -9,72 | 3 945 222 | 3 828 506 | -2,96 |
| Venezuela | 0 | 460 | - | 0 | 8 304 | - |
| Argentina | 125 526 | 191 482 | 52,54 | 2 843 709 | 5 181 118 | 82,20 |
| Brazil | 269 633 | 340 299 | 26,21 | 6 200 379 | 7 803 589 | 25,86 |
| Colombia | 51 730 | 54 244 | 4,86 | 969 489 | 1 020 310 | 5,24 |
| Uruguay | 23 375 | 48 233 | 106,35 | 471 096 | 961 361 | 104,07 |
| Paraguay | 7 917 | 322 | -95,93 | 159 195 | 4 453 | -97,20 |
| Ecuador | 4 504 | 0 | -100,00 | 57 515 | 0 | -100,00 |
| Peru | 151 686 | 87 842 | -42,09 | 2 750 048 | 1 817 834 | -33,90 |
| Puerto Rico | 505 | 0 | -100,00 | 12 323 | 0 | -100,00 |
| Costa Rica | 845 | 0 | -100,00 | 27 647 | 0 | -100,00 |
| United Kingdom | 1 217 199 | 1 206 301 | -0,90 | 21 462 024 | 22 545 377 | 5,05 |
| Netherlands | 652 546 | 974 169 | 49,29 | 13 434 798 | 21 356 979 | 58,97 |
| France | 308 221 | 260 212 | -15,58 | 5 740 281 | 5 516 978 | -3,89 |
| Germany, Fed. Rep. Of | 1 282 825 | 1 249 574 | -2,59 | 25 496 789 | 24 552 014 | -3,71 |
| Austria | 22 497 | 22 290 | -0,92 | 379 690 | 421 644 | 11,05 |
| Belgium | 2 761 761 | 2 432 163 | -11,93 | 50 923 214 | 49 467 422 | -2,86 |
| Switzerland | 18 985 | 24 773 | 30,49 | 423 448 | 543 621 | 28,38 |
| Monaco | 0 | 1 462 | - | 0 | 28 152 | - |
| Denmark | 95 575 | 49 450 | -48,26 | 2 504 743 | 1 144 377 | -54,31 |
| Norway | 5 257 | 21 801 | 314,73 | 106 883 | 488 942 | 357,45 |
| Sweden | 42 775 | 67 032 | 56,71 | 906 432 | 1 522 113 | 67,92 |
| Finland | 19 057 | 19 551 | 2,59 | 486 293 | 437 807 | -9,97 |
| Ireland | 18 152 | 8 736 | -51,88 | 345 346 | 195 710 | -43,33 |
| Italy | 439 038 | 483 275 | 10,08 | 6 259 211 | 7 993 073 | 27,70 |
| Spain | 89 425 | 121 085 | 35,40 | 1 546 366 | 2 208 956 | 42,85 |
| Portugal | 6 | 0 | -100,00 | 46 | 0 | -100,00 |
| Greece | 25 934 | 38 835 | 49,74 | 622 599 | 675 963 | 8,57 |
| Hungary | 2 | 0 | -100,00 | 93 | 0 | -100,00 |
| Poland | 53 037 | 79 076 | 49,09 | 843 684 | 1 560 219 | 84,93 |
| Romania | 0 | 6 668 | - | 0 | 128 719 | - |
| Bulgaria | 270 | 0 | -100,00 | 5 739 | 0 | -100,00 |
| Ukraine | 9 218 | 2 509 | -72,78 | 189 179 | 63 650 | -66,35 |
| Croatia | 1 429 | 212 | -85,16 | 53 903 | 3 012 | -94,41 |
| Malta | 0 | 19 297 | - | 0 | 401 239 | - |
| Slovakia | 8 292 | 3 166 | -61,81 | 143 464 | 65 781 | -54,15 |
| Slovenia | 428 | 1 239 | 189,37 | 5 576 | 24 020 | 330,74 |
| Czech Republic | 5 987 | 23 208 | 287,65 | 96 228 | 434 176 | 351,19 |
| Russia Federation | 108 780 | 44 441 | -59,15 | 2 137 080 | 850 838 | -60,19 |
| Serbia | 2 | 1 564 | 95 281,10 | 93 | 25 630 | 27 566,26 |
| SEPATU TEKNIK LAPANGAN/KEPERLUAN | | | | | | |
| INDUSTRI | 9 792 239 | 8 667 461 | -11,49 | 184 978 097 | 164 677 145 | -10,97 |
| Japan | 701 465 | 669 293 | -4,59 | 12 548 260 | 12 131 083 | -3,32 |
| Hongkong | 76 545 | 103 486 | 35,20 | 1 665 189 | 1 965 894 | 18,06 |
| Korea, Republic Of | 648 875 | 401 619 | -38,11 | 12 630 564 | 8 525 666 | -32,50 |
| Taiwan | 96 482 | 65 143 | -32,48 | 1 951 955 | 1 188 712 | -39,10 |
| China | 761 680 | 439 075 | -42,35 | 16 247 741 | 9 998 945 | -38,46 |
| Mongolia | 311 | 1 379 | 342,95 | 10 800 | 44 247 | 309,70 |
| Papua New Guinea | 19 448 | 1 593 | -91,81 | 202 074 | 47 808 | -76,34 |
| Thailand | 36 523 | 40 217 | 10,11 | 634 048 | 843 619 | 33,05 |
| Singapore | 615 361 | 571 608 | -7,11 | 6 829 398 | 6 144 930 | -10,02 |
| Philippines | 40 062 | 47 494 | 18,55 | 685 844 | 853 461 | 24,44 |
| Malaysia | 57 668 | 37 426 | -35,10 | 1 119 712 | 791 508 | -29,31 |
| Brunei Darussalam | 1 621 | 0 | -100,00 | 20 434 | 0 | -100,00 |
| Vietnam | 22 754 | 14 815 | -34,89 | 381 539 | 310 560 | -18,60 |
| India | 11 297 | 26 260 | 132,44 | 183 731 | 309 498 | 68,45 |
| Iran (Islamic Republic Of) | 2 611 | 0 | -100,00 | 75 166 | 0 | -100,00 |
| Saudi Arabia | 1 924 | 610 | -68,29 | 56 769 | 24 128 | -57,50 |
| Israel | 12 433 | 12 220 | -1,72 | 267 489 | 245 486 | -8,23 |
| Kuwait | 10 729 | 504 | -95,30 | 140 608 | 16 173 | -88,50 |
| Lebanon | 961 | 98 | -89,79 | 23 480 | 2 881 | -87,73 |

TABEL 6. PERKEMBANGAN EKSPOR INDONESIA MENURUT KOMODITI DAN NEGARA TUJUAN
JANUARI-FEBRUARI 2016 DAN 2017

| KOMODITI / NEGARA TUJUAN | BERAT BERSIH (KG) | | PERUB | NILAI FOB (US \$) | | PERUB |
|--|-------------------|------------------|--------------|--------------------|--------------------|-------------|
| | JAN-FEB 2016 | JAN-FEB 2017 | % | JAN-FEB 2016 | JAN-FEB 2017 | % |
| | (1) | (2) | (3) | (4) | (5) | (6) |
| Yemen | 0 | 3 883 | - | 0 | 2 464 | - |
| Oman | 966 | 0 | -100,00 | 11 711 | 0 | -100,00 |
| Turkey | 1 549 | 3 328 | 114,86 | 29 793 | 54 271 | 82,16 |
| United Arab Emirates | 10 635 | 48 326 | 354,40 | 256 925 | 931 103 | 262,40 |
| Cyprus | 3 127 | 0 | -100,00 | 92 506 | 0 | -100,00 |
| Egypt | 850 | 173 | -79,67 | 17 423 | 2 268 | -86,98 |
| Morocco | 935 | 0 | -100,00 | 10 251 | 0 | -100,00 |
| Mozambique | 800 | 0 | -100,00 | 2 999 | 0 | -100,00 |
| Guinea | 380 | 0 | -100,00 | 1 036 | 0 | -100,00 |
| Angola | 0 | 3 955 | - | 0 | 2 970 | - |
| Cote D'Ivoire | 3 164 | 6 | -99,81 | 1 702 | 24 | -98,59 |
| Senegal | 1 386 | 19 | -98,63 | 18 925 | 5 400 | -71,47 |
| Uganda | 0 | 5 080 | - | 0 | 123 650 | - |
| South Africa | 84 547 | 128 081 | 51,49 | 1 183 702 | 1 769 988 | 49,53 |
| Australia | 519 622 | 318 497 | -38,71 | 10 856 148 | 6 665 529 | -38,60 |
| New Zealand | 29 929 | 24 349 | -18,64 | 672 657 | 596 661 | -11,30 |
| Nauru | 889 | 0 | -100,00 | 13 076 | 0 | -100,00 |
| East Timor | 2 123 | 4 512 | 112,51 | 1 942 | 1 447 | -25,51 |
| United States | 1 827 228 | 2 087 867 | 14,26 | 34 933 459 | 39 553 101 | 13,22 |
| Canada | 140 668 | 89 844 | -36,13 | 2 990 945 | 2 010 732 | -32,77 |
| Mexico | 55 696 | 365 051 | 555,44 | 1 202 852 | 5 259 920 | 337,29 |
| Guatemala | 0 | 392 | - | 0 | 8 378 | - |
| Panama | 6 655 | 20 152 | 202,83 | 160 066 | 352 332 | 120,12 |
| Chile | 39 829 | 39 446 | -0,96 | 914 295 | 720 922 | -21,15 |
| Argentina | 61 497 | 64 774 | 5,33 | 1 470 601 | 1 431 315 | -2,67 |
| Brazil | 38 647 | 44 152 | 14,24 | 639 355 | 798 958 | 24,96 |
| Colombia | 26 324 | 22 161 | -15,82 | 382 590 | 314 692 | -17,75 |
| Uruguay | 4 907 | 4 214 | -14,14 | 117 101 | 71 763 | -38,72 |
| Paraguay | 0 | 5 045 | - | 0 | 92 062 | - |
| Ecuador | 842 | 0 | -100,00 | 11 839 | 0 | -100,00 |
| Peru | 16 388 | 7 177 | -56,21 | 310 624 | 131 410 | -57,69 |
| Puerto Rico | 260 | 0 | -100,00 | 259 | 0 | -100,00 |
| El Salvador | 319 | 302 | -5,48 | 4 786 | 4 113 | -14,06 |
| French Polynesia | 160 | 0 | -100,00 | 444 | 0 | -100,00 |
| Netherlands Antilles | 1 949 | 1 092 | -43,96 | 61 288 | 44 135 | -27,99 |
| United Kingdom | 720 466 | 570 259 | -20,85 | 11 721 063 | 11 050 213 | -5,72 |
| Netherlands | 317 067 | 206 142 | -34,98 | 6 620 286 | 5 260 391 | -20,54 |
| France | 183 971 | 103 212 | -43,90 | 4 194 982 | 2 619 677 | -37,55 |
| Germany, Fed. Rep. Of | 1 150 609 | 805 197 | -30,02 | 18 475 342 | 12 753 258 | -30,97 |
| Austria | 3 682 | 3 456 | -6,15 | 79 654 | 86 924 | 9,13 |
| Belgium | 289 472 | 81 539 | -71,83 | 5 727 998 | 1 763 934 | -69,21 |
| Switzerland | 2 331 | 8 713 | 273,86 | 54 581 | 223 709 | 309,87 |
| Denmark | 245 107 | 182 148 | -25,69 | 6 696 023 | 5 292 181 | -20,97 |
| Norway | 3 406 | 4 013 | 17,83 | 61 345 | 93 846 | 52,98 |
| Sweden | 28 957 | 49 729 | 71,74 | 678 641 | 863 439 | 27,23 |
| Finland | 46 954 | 70 122 | 49,34 | 1 038 370 | 1 485 609 | 43,07 |
| Ireland | 3 007 | 620 | -79,38 | 71 443 | 13 732 | -80,78 |
| Italy | 354 987 | 473 997 | 33,53 | 7 108 668 | 9 027 813 | 27,00 |
| Spain | 56 281 | 60 652 | 7,77 | 884 635 | 887 786 | 0,36 |
| Portugal | 324 | 5 | -98,59 | 7 444 | 196 | -97,37 |
| Greece | 4 688 | 15 479 | 230,21 | 83 246 | 210 605 | 152,99 |
| Hungary | 9 093 | 17 162 | 88,73 | 150 926 | 302 850 | 100,66 |
| Poland | 139 090 | 122 711 | -11,78 | 3 804 791 | 3 576 924 | -5,99 |
| Romania | 0 | 389 | - | 0 | 5 503 | - |
| Ukraine | 1 999 | 19 408 | 871,11 | 25 128 | 516 271 | 1 954,59 |
| Lithuania | 8 | 0 | -100,00 | 130 | 0 | -100,00 |
| Latvia | 596 | 5 079 | 751,64 | 12 867 | 98 543 | 665,89 |
| Croatia | 0 | 1 611 | - | 0 | 39 833 | - |
| Malta | 0 | 168 | - | 0 | 2 446 | - |
| Slovakia | 1 302 | 0 | -100,00 | 26 546 | 0 | -100,00 |
| Slovenia | 10 421 | 4 397 | -57,80 | 148 371 | 108 237 | -27,05 |
| Czech Republic | 3 581 | 7 721 | 115,61 | 44 779 | 159 591 | 256,40 |
| Russia Federation | 213 809 | 128 512 | -39,89 | 5 214 482 | 3 830 089 | -26,55 |
| Serbia | 5 | 306 | 5 479,01 | 254 | 9 341 | 3 573,36 |
| ALAS KAKI UNTUK KEPERLUAN SEHARI-HARI | 9 115 020 | 8 850 112 | -2,91 | 165 125 331 | 170 862 415 | 3,47 |
| Japan | 1 058 908 | 1 081 492 | 2,13 | 17 137 784 | 17 198 911 | 0,36 |
| Hongkong | 98 621 | 123 860 | 25,59 | 1 894 021 | 2 310 862 | 22,01 |
| Korea, Republic Of | 348 256 | 396 277 | 13,79 | 7 432 622 | 8 991 815 | 20,98 |
| Taiwan | 187 965 | 180 914 | -3,75 | 2 314 696 | 2 630 210 | 13,63 |
| China | 937 210 | 838 325 | -10,55 | 18 968 337 | 18 695 044 | -1,44 |
| Mongolia | 0 | 204 | - | 0 | 5 050 | - |
| Papua New Guinea | 120 | 0 | -100,00 | 394 | 0 | -100,00 |
| Thailand | 99 283 | 61 400 | -38,16 | 3 118 945 | 1 445 495 | -53,65 |
| Singapore | 109 892 | 90 724 | -17,44 | 1 385 460 | 1 785 494 | 28,87 |
| Philippines | 28 494 | 44 075 | 54,68 | 340 120 | 363 156 | 6,77 |
| Malaysia | 36 283 | 44 106 | 21,56 | 625 139 | 520 727 | -16,70 |
| Myanmar | 0 | 457 | - | 0 | 7 581 | - |
| Cambodia | 41 706 | 26 219 | -37,13 | 821 388 | 524 591 | -36,13 |
| Brunei Darussalam | 150 | 450 | 200,00 | 1 268 | 2 360 | 86,08 |
| Nepal | 594 | 2 393 | 303,20 | 2 584 | 13 120 | 407,66 |
| Vietnam | 43 343 | 57 785 | 33,32 | 619 310 | 559 844 | -9,60 |
| Maldives | 17 314 | 7 087 | -59,07 | 31 423 | 17 061 | -45,70 |
| India | 36 377 | 47 002 | 29,21 | 509 509 | 931 133 | 82,75 |
| Pakistan | 4 056 | 3 633 | -10,43 | 84 348 | 56 760 | -32,71 |
| Sri Lanka | 560 | 952 | 69,91 | 850 | 2 893 | 240,35 |

TABEL 6. PERKEMBANGAN EKSPOR INDONESIA MENURUT KOMODITI DAN NEGARA TUJUAN
JANUARI-FEBRUARI 2016 DAN 2017

| KOMODITI / NEGARA TUJUAN | BERAT BERSIH (KG) | | PERUB | NILAI FOB (US \$) | | PERUB |
|---|-------------------|------------------|-------------|-------------------|-------------------|--------------|
| | JAN-FEB 2016 | JAN-FEB 2017 | % | JAN-FEB 2016 | JAN-FEB 2017 | % |
| | (1) | (2) | (3) | (4) | (5) | (6) |
| Iraq | 0 | 50 | - | 0 | 30 | - |
| Saudi Arabia | 2 147 | 8 533 | 297,46 | 49 807 | 162 612 | 226,48 |
| Israel | 33 387 | 24 232 | -27,42 | 522 195 | 429 838 | -17,69 |
| Kuwait | 584 | 82 | -85,94 | 14 528 | 2 969 | -79,56 |
| Lebanon | 6 986 | 11 162 | 59,77 | 23 734 | 50 505 | 112,79 |
| Yemen | 1 948 | 286 | -85,31 | 3 895 | 1 800 | -53,79 |
| Oman | 0 | 87 | - | 0 | 497 | - |
| Turkey | 5 375 | 18 795 | 249,68 | 133 281 | 353 819 | 165,47 |
| United Arab Emirates | 51 008 | 38 083 | -25,34 | 832 630 | 826 943 | -0,68 |
| Qatar | 456 | 0 | -100,00 | 6 666 | 0 | -100,00 |
| Cyprus | 356 | 348 | -2,12 | 7 099 | 3 992 | -43,77 |
| Egypt | 583 | 442 | -24,26 | 17 123 | 10 274 | -40,00 |
| Morocco | 2 484 | 2 002 | -19,40 | 18 761 | 22 508 | 19,97 |
| Algeria | 6 354 | 0 | -100,00 | 99 352 | 0 | -100,00 |
| Tanzania, United Rep. Of | 950 | 7 505 | 690,00 | 756 | 8 295 | 997,22 |
| Madagascar | 3 388 | 10 965 | 223,64 | 4 802 | 368 | -92,35 |
| Kenya | 3 132 | 2 471 | -21,13 | 64 933 | 32 971 | -49,22 |
| Reunion | 200 | 0 | -100,00 | 3 856 | 0 | -100,00 |
| Mozambique | 0 | 4 425 | - | 0 | 10 432 | - |
| Togo | 5 | 15 | 200,00 | 7 | 45 | 508,11 |
| Guinea | 1 974 | 1 670 | -15,40 | 1 743 | 5 857 | 235,97 |
| Angola | 49 239 | 16 850 | -65,78 | 34 540 | 7 050 | -79,59 |
| Congo | 0 | 200 | - | 0 | 300 | - |
| Nigeria | 504 | 330 | -34,46 | 4 982 | 3 000 | -39,79 |
| Cote D'Ivoire | 2 835 | 0 | -100,00 | 3 810 | 0 | -100,00 |
| Benin | 0 | 2 055 | - | 0 | 21 804 | - |
| Seychelles | 5 | 0 | -100,00 | 628 | 0 | -100,00 |
| Uganda | 5 004 | 2 529 | -49,46 | 47 402 | 16 282 | -65,65 |
| South Africa | 95 326 | 133 372 | 39,91 | 1 545 987 | 2 176 334 | 40,77 |
| Mauritius | 16 278 | 19 875 | 22,10 | 104 446 | 20 900 | -79,99 |
| Australia | 137 867 | 145 148 | 5,28 | 2 875 563 | 3 048 608 | 6,02 |
| New Zealand | 29 518 | 32 496 | 10,09 | 488 013 | 578 948 | 18,63 |
| Guam | 45 | 0 | -100,00 | 485 | 0 | -100,00 |
| New Caledonia | 151 | 105 | -30,46 | 7 346 | 223 | -96,97 |
| Vanuatu | 0 | 1 903 | - | 0 | 5 009 | - |
| Tonga | 0 | 16 | - | 0 | 106 | - |
| East Timor | 138 615 | 60 230 | -56,55 | 233 308 | 78 304 | -66,44 |
| United States | 2 728 904 | 2 265 075 | -17,00 | 48 622 926 | 46 055 855 | -5,28 |
| Canada | 147 457 | 129 606 | -12,11 | 2 406 684 | 2 697 034 | 12,06 |
| Mexico | 98 910 | 183 053 | 85,07 | 1 772 184 | 3 316 305 | 87,13 |
| Panama | 30 658 | 82 668 | 169,65 | 520 299 | 1 550 450 | 197,99 |
| Chile | 43 818 | 70 036 | 59,83 | 794 458 | 1 407 037 | 77,11 |
| Argentina | 110 401 | 313 274 | 183,76 | 2 210 626 | 3 320 791 | 50,22 |
| Brazil | 91 883 | 79 607 | -13,36 | 1 974 218 | 1 786 170 | -9,53 |
| Colombia | 16 628 | 15 131 | -9,00 | 354 708 | 275 193 | -22,42 |
| Uruguay | 14 132 | 13 597 | -3,79 | 269 813 | 245 005 | -9,19 |
| Paraguay | 1 781 | 0 | -100,00 | 31 434 | 0 | -100,00 |
| Ecuador | 123 | 73 | -40,60 | 3 200 | 1 170 | -63,44 |
| Peru | 27 837 | 59 981 | 115,47 | 436 172 | 1 019 324 | 133,70 |
| Puerto Rico | 205 | 30 | -85,37 | 196 | 383 | 94,95 |
| El Salvador | 266 | 880 | 230,91 | 4 928 | 12 886 | 161,48 |
| Costa Rica | 0 | 51 | - | 0 | 815 | - |
| Barbados | 10 | 0 | -100,00 | 12 | 0 | -100,00 |
| United Kingdom | 380 382 | 332 133 | -12,68 | 5 954 318 | 5 998 043 | 0,73 |
| Netherlands | 225 360 | 171 976 | -23,69 | 4 025 746 | 4 543 860 | 12,87 |
| France | 85 005 | 123 003 | 44,70 | 1 465 930 | 2 370 077 | 61,68 |
| Germany, Fed. Rep. Of | 299 243 | 372 000 | 24,31 | 7 015 218 | 6 698 024 | -4,52 |
| Austria | 7 820 | 4 518 | -42,22 | 281 547 | 105 311 | -62,60 |
| Belgium | 593 134 | 505 658 | -14,75 | 9 754 675 | 7 904 887 | -18,96 |
| Switzerland | 4 942 | 6 336 | 28,20 | 86 669 | 133 212 | 53,70 |
| Monaco | 3 585 | 909 | -74,65 | 63 812 | 22 590 | -64,60 |
| Denmark | 43 494 | 39 956 | -8,14 | 1 298 408 | 1 262 055 | -2,80 |
| Norway | 0 | 6 174 | - | 0 | 126 393 | - |
| Sweden | 19 864 | 15 372 | -22,61 | 490 417 | 487 696 | -0,55 |
| Finland | 20 921 | 16 078 | -23,15 | 642 220 | 457 964 | -28,69 |
| Ireland | 8 385 | 3 447 | -58,90 | 114 273 | 61 356 | -46,31 |
| Italy | 154 695 | 145 727 | -5,80 | 3 158 572 | 2 810 489 | -11,02 |
| Spain | 29 930 | 41 318 | 38,05 | 538 887 | 809 113 | 50,15 |
| Portugal | 58 479 | 138 726 | 137,22 | 3 556 710 | 7 280 000 | 104,68 |
| Greece | 8 141 | 16 382 | 101,22 | 202 446 | 282 653 | 39,62 |
| Hungary | 8 321 | 2 736 | -67,13 | 130 148 | 48 717 | -62,57 |
| Poland | 14 317 | 12 492 | -12,75 | 759 392 | 335 056 | -55,88 |
| Romania | 5 | 5 933 | 126 141,28 | 315 | 343 963 | 109 080,19 |
| Bulgaria | 139 | 0 | -100,00 | 1 986 | 0 | -100,00 |
| Ukraine | 5 879 | 12 057 | 105,09 | 113 127 | 208 396 | 84,21 |
| Croatia | 0 | 3 452 | - | 0 | 75 933 | - |
| Malta | 345 | 6 913 | 1 903,86 | 252 | 131 690 | 52 087,40 |
| Slovakia | 21 375 | 22 483 | 5,18 | 1 338 210 | 1 157 221 | -13,52 |
| Slovenia | 78 807 | 1 789 | -97,73 | 656 754 | 23 079 | -96,49 |
| Czech Republic | 27 870 | 8 209 | -70,55 | 297 616 | 101 829 | -65,79 |
| Russia Federation | 55 324 | 65 324 | 18,07 | 1 331 092 | 1 413 612 | 6,20 |
| Serbia | 408 | 2 332 | 471,73 | 4 856 | 38 048 | 683,58 |
| BARANG DARI KULIT DAN KULIT BUATAN UNTUK KEPERLUAN PRIBADI | 2 807 508 | 3 023 494 | 7,69 | 35 955 531 | 47 038 102 | 30,82 |
| Japan | 326 098 | 373 267 | 14,46 | 3 945 975 | 5 542 621 | 40,46 |
| Hongkong | 53 713 | 28 037 | -47,80 | 1 712 277 | 757 628 | -55,75 |

TABEL 6. PERKEMBANGAN EKSPOR INDONESIA MENURUT KOMODITI DAN NEGARA TUJUAN
JANUARI-FEBRUARI 2016 DAN 2017

| KOMODITI / NEGARA TUJUAN | BERAT BERSIH (KG) | | PERUB | NILAI FOB (US \$) | | PERUB |
|----------------------------------|-------------------|--------------|----------|-------------------|--------------|----------|
| | JAN-FEB 2016 | JAN-FEB 2017 | % | JAN-FEB 2016 | JAN-FEB 2017 | % |
| | (1) | (2) | (3) | (4) | (5) | (6) |
| Korea, Republic Of | 102 783 | 86 665 | -15,68 | 895 920 | 1 479 870 | 65,18 |
| Taiwan | 7 754 | 15 498 | 99,87 | 73 255 | 254 478 | 247,39 |
| China | 121 770 | 116 299 | -4,49 | 1 921 450 | 1 822 727 | -5,14 |
| Macau | 170 | 0 | -100,00 | 6 368 | 0 | -100,00 |
| Papua New Guinea | 2 400 | 20 | -99,17 | 50 460 | 169 | -99,66 |
| Thailand | 16 364 | 7 788 | -52,41 | 180 993 | 118 860 | -34,33 |
| Singapore | 111 430 | 69 623 | -37,52 | 3 518 558 | 1 960 293 | -44,29 |
| Philippines | 42 248 | 44 604 | 5,57 | 392 602 | 414 774 | 5,65 |
| Malaysia | 18 622 | 27 903 | 49,84 | 191 843 | 290 296 | 51,32 |
| Cambodia | 2 296 | 121 | -94,75 | 82 | 2 035 | 2 389,46 |
| Brunei Darussalam | 5 912 | 655 | -88,92 | 13 928 | 750 | -94,62 |
| Vietnam | 67 | 751 | 1 014,58 | 1 166 | 20 806 | 1 685,15 |
| Maldives | 2 552 | 2 222 | -12,93 | 6 573 | 17 494 | 166,13 |
| India | 11 680 | 14 474 | 23,92 | 77 028 | 174 848 | 126,99 |
| Pakistan | 0 | 800 | - | 0 | 2 810 | - |
| Bangladesh | 0 | 7 539 | - | 0 | 55 288 | - |
| Sri Lanka | 4 | 0 | -100,00 | 311 | 0 | -100,00 |
| Saudi Arabia | 6 101 | 9 371 | 53,60 | 48 935 | 51 132 | 4,49 |
| Israel | 4 277 | 6 417 | 50,04 | 48 120 | 111 061 | 130,80 |
| Kuwait | 9 | 0 | -100,00 | 2 947 | 0 | -100,00 |
| Lebanon | 14 | 12 | -15,36 | 268 | 302 | 12,82 |
| Oman | 5 | 44 | 780,00 | 9 | 225 | 2 504,17 |
| Turkey | 6 969 | 112 | -98,39 | 13 915 | 8 958 | -35,62 |
| United Arab Emirates | 61 422 | 48 536 | -20,98 | 329 808 | 437 658 | 32,70 |
| Egypt | 632 | 1 490 | 135,88 | 5 003 | 17 844 | 256,70 |
| Morocco | 7 051 | 6 490 | -7,95 | 67 256 | 49 136 | -26,94 |
| Algeria | 168 | 0 | -100,00 | 767 | 0 | -100,00 |
| Tanzania, United Rep. Of | 1 | 0 | -100,00 | 110 | 0 | -100,00 |
| Madagascar | 51 | 88 | 72,55 | 3 154 | 321 | -89,83 |
| Kenya | 0 | 5 | - | 0 | 13 | - |
| Reunion | 241 | 3 | -98,76 | 5 302 | 3 | -99,94 |
| Mozambique | 35 | 0 | -100,00 | 471 | 0 | -100,00 |
| Togo | 58 | 43 | -25,86 | 202 | 141 | -30,25 |
| Cameroon | 0 | 151 | - | 0 | 814 | - |
| Nigeria | 16 | 170 | 962,50 | 15 | 22 | 49,33 |
| Cote D'Ivoire | 0 | 4 | - | 0 | 38 | - |
| Senegal | 365 | 365 | 0,00 | 540 | 540 | 0,00 |
| Mali | 352 | 0 | -100,00 | 603 | 0 | -100,00 |
| Seychelles | 0 | 260 | - | 0 | 691 | - |
| Uganda | 0 | 972 | - | 0 | 1 269 | - |
| South Africa | 52 837 | 61 402 | 16,21 | 307 143 | 682 517 | 122,22 |
| Mauritius | 257 | 0 | -100,00 | 3 843 | 0 | -100,00 |
| Australia | 66 665 | 49 689 | -25,47 | 717 705 | 610 343 | -14,96 |
| New Zealand | 17 354 | 17 358 | 0,03 | 145 513 | 256 101 | 76,00 |
| Guam | 0 | 252 | - | 0 | 29 016 | - |
| New Caledonia | 547 | 580 | 5,94 | 7 209 | 14 553 | 101,87 |
| Saint Vincent And The Grenadines | 0 | 90 | - | 0 | 906 | - |
| Vanuatu | 1 | 94 | 9 300,00 | 20 | 247 | 1 134,00 |
| Fiji | 631 | 118 | -81,30 | 2 065 | 166 | -91,96 |
| Tonga | 0 | 7 | - | 0 | 53 | - |
| East Timor | 15 795 | 10 812 | -31,54 | 25 894 | 13 027 | -49,69 |
| United States | 707 380 | 788 280 | 11,44 | 9 695 080 | 14 662 116 | 51,23 |
| Canada | 29 562 | 56 386 | 90,73 | 410 057 | 868 211 | 111,73 |
| Mexico | 57 129 | 73 387 | 28,46 | 494 941 | 961 887 | 94,34 |
| Panama | 4 100 | 11 430 | 178,80 | 31 479 | 142 613 | 353,04 |
| Suriname | 0 | 173 | - | 0 | 2 326 | - |
| Chile | 15 287 | 14 955 | -2,17 | 66 732 | 192 771 | 188,87 |
| Argentina | 15 341 | 18 763 | 22,31 | 232 247 | 254 483 | 9,57 |
| Brazil | 44 035 | 52 989 | 20,33 | 267 655 | 651 159 | 143,28 |
| Colombia | 700 | 5 585 | 697,50 | 10 812 | 94 521 | 774,25 |
| Uruguay | 2 340 | 2 548 | 8,87 | 14 588 | 30 785 | 111,03 |
| Paraguay | 8 | 0 | -100,00 | 64 | 0 | -100,00 |
| Ecuador | 0 | 68 | - | 0 | 925 | - |
| Peru | 3 151 | 2 829 | -10,22 | 27 470 | 33 271 | 21,12 |
| Puerto Rico | 889 | 15 | -98,31 | 436 | 229 | -47,54 |
| Dominican Republic | 40 | 265 | 562,50 | 296 | 4 388 | 1 382,48 |
| Costa Rica | 75 | 177 | 136,44 | 107 | 3 323 | 3 001,17 |
| Barbados | 3 055 | 558 | -81,73 | 80 645 | 13 410 | -83,37 |
| Antigua And Barbuda | 0 | 18 | - | 0 | 402 | - |
| Bermuda | 17 | 0 | -100,00 | 99 | 0 | -100,00 |
| French Polynesia | 307 | 210 | -31,47 | 3 842 | 2 585 | -32,73 |
| Martinique | 297 | 219 | -26,26 | 2 786 | 639 | -77,06 |
| Netherlands Antilles | 50 | 71 | 42,00 | 1 222 | 1 192 | -2,45 |
| Saint Lucia | 0 | 1 | - | 0 | 35 | - |
| Guadeloupe | 254 | 0 | -100,00 | 1 414 | 0 | -100,00 |
| Saint Kitts And Nevis | 272 | 220 | -19,12 | 6 723 | 7 812 | 16,20 |
| Virgin Islands (British) | 0 | 610 | - | 0 | 3 398 | - |
| United Kingdom | 123 132 | 136 777 | 11,08 | 1 072 204 | 1 772 905 | 65,35 |
| Netherlands | 107 895 | 80 070 | -25,79 | 2 841 604 | 2 088 413 | -26,51 |
| France | 27 579 | 42 777 | 55,11 | 326 350 | 544 210 | 66,76 |
| Germany, Fed. Rep. Of | 136 516 | 200 642 | 46,97 | 1 688 419 | 2 525 264 | 49,56 |
| Austria | 1 341 | 1 300 | -3,00 | 11 324 | 22 154 | 95,64 |
| Belgium | 353 139 | 414 945 | 17,50 | 2 236 267 | 5 097 957 | 127,97 |
| Switzerland | 3 901 | 5 071 | 30,00 | 25 090 | 62 741 | 150,06 |
| Monaco | 69 | 254 | 266,59 | 1 211 | 3 260 | 169,14 |
| Denmark | 672 | 777 | 15,68 | 17 671 | 15 444 | -12,60 |
| Norway | 4 158 | 2 237 | -46,20 | 84 330 | 43 724 | -48,15 |

**TABEL 6. PERKEMBANGAN EKSPOR INDONESIA MENURUT KOMODITI DAN NEGARA TUJUAN
JANUARI-FEBRUARI 2016 DAN 2017**

| KOMODITI / NEGARA TUJUAN | BERAT BERSIH (KG) | | PERUB | NILAI FOB (US \$) | | PERUB |
|--------------------------|--------------------|--------------------|---------------|--------------------|--------------------|--------------|
| | JAN-FEB 2016 | JAN-FEB 2017 | % | JAN-FEB 2016 | JAN-FEB 2017 | % |
| | (1) | (2) | (3) | (4) | (5) | (6) |
| Sweden | 3 015 | 1 168 | -61,28 | 41 276 | 16 877 | -59,11 |
| Finland | 68 | 155 | 129,29 | 1 698 | 4 211 | 147,93 |
| Ireland | 154 | 12 | -92,21 | 2 751 | 31 | -98,88 |
| Italy | 43 347 | 48 303 | 11,43 | 1 137 441 | 888 147 | -21,92 |
| Spain | 14 805 | 8 624 | -41,75 | 171 561 | 113 328 | -33,94 |
| Portugal | 1 570 | 3 | -99,81 | 30 345 | 39 | -99,87 |
| Greece | 819 | 2 169 | 164,86 | 7 689 | 36 477 | 374,39 |
| Hungary | 1 013 | 0 | -100,00 | 4 446 | 0 | -100,00 |
| Poland | 28 340 | 471 | -98,34 | 147 742 | 5 530 | -96,26 |
| Romania | 0 | 258 | - | 0 | 2 790 | - |
| Ukraine | 0 | 199 | - | 0 | 2 315 | - |
| Lithuania | 0 | 4 | - | 0 | 55 | - |
| Croatia | 632 | 652 | 3,16 | 10 490 | 18 552 | 76,86 |
| Malta | 190 | 1 330 | 600,17 | 139 | 15 892 | 11 336,05 |
| Slovakia | 705 | 0 | -100,00 | 5 673 | 0 | -100,00 |
| Slovenia | 111 | 250 | 126,45 | 2 755 | 5 500 | 99,62 |
| Czech Republic | 0 | 32 256 | - | 0 | 589 983 | - |
| Russia Federation | 2 332 | 1 833 | -21,39 | 12 755 | 26 976 | 111,49 |
| KULIT DISAMAK | 624 001 | 496 567 | -20,42 | 14 690 789 | 13 758 381 | -6,35 |
| Japan | 5 835 | 6 373 | 9,21 | 384 736 | 372 136 | -3,27 |
| Hongkong | 71 224 | 63 967 | -10,19 | 1 297 919 | 1 417 365 | 9,20 |
| Korea, Republic Of | 127 649 | 789 | -99,38 | 185 506 | 112 700 | -39,25 |
| Taiwan | 23 603 | 22 856 | -3,16 | 487 829 | 463 312 | -5,03 |
| China | 124 404 | 196 419 | 57,89 | 2 894 391 | 4 453 399 | 53,86 |
| Macau | 11 739 | 0 | -100,00 | 265 576 | 0 | -100,00 |
| Thailand | 29 492 | 14 825 | -49,73 | 795 509 | 385 890 | -51,49 |
| Singapore | 11 793 | 15 498 | 31,42 | 889 694 | 563 463 | -36,67 |
| Philippines | 7 406 | 20 518 | 177,06 | 212 394 | 494 883 | 133,00 |
| Malaysia | 24 165 | 19 425 | -19,61 | 569 587 | 401 186 | -29,57 |
| Myanmar | 62 | 0 | -100,00 | 5 400 | 0 | -100,00 |
| Cambodia | 12 610 | 1 588 | -87,41 | 374 994 | 79 629 | -78,77 |
| Vietnam | 58 097 | 71 150 | 22,47 | 2 216 341 | 2 521 658 | 13,78 |
| India | 72 054 | 39 583 | -45,06 | 2 494 874 | 1 004 496 | -59,74 |
| Pakistan | 61 | 0 | -100,00 | 2 477 | 0 | -100,00 |
| Bangladesh | 0 | 1 168 | - | 0 | 57 316 | - |
| Sri Lanka | 377 | 278 | -26,26 | 16 470 | 15 583 | -5,38 |
| Saudi Arabia | 113 | 93 | -17,78 | 55 160 | 52 885 | -4,13 |
| Turkey | 52 | 264 | 411,41 | 9 767 | 12 000 | 22,86 |
| United Arab Emirates | 49 | 99 | 102,04 | 1 704 | 8 882 | 421,18 |
| Australia | 130 | 8 | -93,85 | 833 | 297 | -64,38 |
| New Zealand | 417 | 0 | -100,00 | 20 461 | 0 | -100,00 |
| United States | 127 | 169 | 33,10 | 166 | 50 891 | 30 557,07 |
| Canada | 250 | 0 | -100,00 | 1 051 | 0 | -100,00 |
| Mexico | 733 | 115 | -84,31 | 16 500 | 12 300 | -25,45 |
| Brazil | 152 | 153 | 0,66 | 42 472 | 39 470 | -7,07 |
| United Kingdom | 282 | 0 | -100,00 | 16 380 | 0 | -100,00 |
| Netherlands | 7 905 | 647 | -91,82 | 47 893 | 3 069 | -93,59 |
| France | 70 | 0 | -100,00 | 3 815 | 0 | -100,00 |
| Germany, Fed. Rep. Of | 23 900 | 14 437 | -39,59 | 783 979 | 510 444 | -34,89 |
| Denmark | 1 537 | 0 | -100,00 | 3 300 | 0 | -100,00 |
| Norway | 134 | 0 | -100,00 | 540 | 0 | -100,00 |
| Sweden | 753 | 1 213 | 61,15 | 35 276 | 59 360 | 68,27 |
| Italy | 4 820 | 4 295 | -10,90 | 364 872 | 580 608 | 59,13 |
| Spain | 710 | 462 | -34,93 | 127 215 | 78 450 | -38,33 |
| Portugal | 1 297 | 87 | -93,29 | 65 709 | 2 670 | -95,94 |
| Czech Republic | 0 | 89 | - | 0 | 4 040 | - |
| KAYU LAPIS | 190 419 251 | 211 822 141 | 11,24 | 185 196 389 | 190 711 388 | 2,98 |
| Japan | 66 505 066 | 68 234 312 | 2,60 | 65 724 712 | 64 549 192 | -1,79 |
| Hongkong | 1 033 590 | 916 398 | -11,34 | 880 979 | 707 896 | -19,65 |
| Korea, Republic Of | 26 639 853 | 34 273 848 | 28,66 | 25 464 597 | 29 361 429 | 15,30 |
| Taiwan | 9 790 199 | 9 773 749 | -0,17 | 7 332 767 | 7 033 707 | -4,08 |
| China | 2 361 449 | 3 450 297 | 46,11 | 2 359 783 | 3 344 570 | 41,73 |
| Thailand | 378 899 | 571 053 | 50,71 | 352 938 | 461 971 | 30,89 |
| Singapore | 4 497 625 | 4 347 650 | -3,33 | 3 909 594 | 3 712 814 | -5,03 |
| Philippines | 158 027 | 1 280 009 | 710,00 | 129 794 | 1 162 516 | 795,66 |
| Malaysia | 5 002 155 | 8 786 663 | 75,66 | 3 960 824 | 7 080 573 | 78,77 |
| Myanmar | 22 500 | 32 168 | 42,97 | 19 728 | 30 528 | 54,75 |
| Brunei Darussalam | 21 479 | 0 | -100,00 | 18 218 | 0 | -100,00 |
| Vietnam | 1 016 130 | 1 289 289 | 26,88 | 1 245 144 | 1 567 020 | 25,85 |
| Maldives | 0 | 13 200 | - | 0 | 13 200 | - |
| India | 4 130 753 | 4 722 848 | 14,33 | 3 604 887 | 3 765 719 | 4,46 |
| Pakistan | 175 850 | 0 | -100,00 | 159 574 | 0 | -100,00 |
| Iraq | 2 459 351 | 1 579 751 | -35,77 | 1 836 887 | 1 229 224 | -33,08 |
| Saudi Arabia | 12 294 584 | 17 690 786 | 43,89 | 10 088 390 | 12 479 493 | 23,70 |
| Kuwait | 1 085 578 | 916 945 | -15,53 | 1 370 160 | 1 028 839 | -24,91 |
| Jordan | 191 147 | 0 | -100,00 | 139 186 | 0 | -100,00 |
| Lebanon | 187 954 | 95 000 | -49,46 | 196 151 | 87 365 | -55,46 |
| Oman | 5 029 948 | 1 949 670 | -61,24 | 4 558 298 | 1 547 503 | -66,05 |
| Turkey | 7 466 | 0 | -100,00 | 8 882 | 0 | -100,00 |
| United Arab Emirates | 5 669 821 | 1 209 110 | -78,67 | 5 161 011 | 955 290 | -81,49 |
| Qatar | 1 612 784 | 1 191 483 | -26,12 | 1 548 545 | 899 402 | -41,92 |
| Egypt | 548 257 | 0 | -100,00 | 522 304 | 0 | -100,00 |
| Algeria | 576 886 | 538 316 | -6,69 | 532 107 | 471 692 | -11,35 |
| South Africa | 49 995 | 110 801 | 121,62 | 80 785 | 132 518 | 64,04 |
| Australia | 3 920 494 | 3 540 805 | -9,68 | 5 256 564 | 4 430 450 | -15,72 |

**TABEL 6. PERKEMBANGAN EKSPOR INDONESIA MENURUT KOMODITI DAN NEGARA TUJUAN
JANUARI-FEBRUARI 2016 DAN 2017**

| KOMODITI / NEGARA TUJUAN | BERAT BERSIH (KG) | | PERUB | NILAI FOB (US \$) | | PERUB |
|----------------------------|--------------------|--------------------|--------------|--------------------|--------------------|--------------|
| | JAN-FEB 2016 | JAN-FEB 2017 | % | JAN-FEB 2016 | JAN-FEB 2017 | % |
| | (1) | (2) | (3) | (4) | (5) | (6) |
| New Zealand | 66 927 | 113 594 | 69,73 | 86 466 | 127 061 | 46,95 |
| East Timor | 183 570 | 45 813 | -75,04 | 164 684 | 41 618 | -74,73 |
| United States | 23 503 903 | 28 517 011 | 21,33 | 25 178 549 | 27 961 744 | 11,05 |
| Canada | 167 694 | 190 388 | 13,53 | 187 950 | 218 742 | 16,38 |
| Mexico | 571 643 | 648 063 | 13,37 | 603 178 | 605 163 | 0,33 |
| Argentina | 23 775 | 0 | -100,00 | 25 031 | 0 | -100,00 |
| United Kingdom | 3 978 273 | 5 730 924 | 44,06 | 4 954 786 | 6 031 360 | 21,73 |
| Netherlands | 1 355 835 | 919 258 | -32,20 | 1 651 312 | 1 185 956 | -28,18 |
| Germany, Fed. Rep. Of | 2 252 862 | 2 528 516 | 12,24 | 2 675 111 | 2 706 762 | 1,18 |
| Belgium | 1 794 922 | 6 062 587 | 237,76 | 2 047 019 | 5 163 713 | 152,26 |
| Norway | 0 | 13 782 | - | 0 | 32 978 | - |
| Sweden | 11 109 | 38 962 | 250,72 | 14 033 | 55 945 | 298,66 |
| Italy | 1 118 400 | 444 191 | -60,28 | 1 124 125 | 440 779 | -60,79 |
| Spain | 0 | 12 767 | - | 0 | 32 955 | - |
| Portugal | 22 500 | 0 | -100,00 | 21 335 | 0 | -100,00 |
| Greece | 0 | 19 000 | - | 0 | 23 456 | - |
| Estonia | 0 | 23 134 | - | 0 | 30 245 | - |
| PANEL KAYU LAINNYA | 235 659 079 | 231 746 123 | -1,66 | 176 096 815 | 178 795 979 | 1,53 |
| Japan | 24 772 161 | 25 157 597 | 1,56 | 30 851 800 | 27 551 970 | -10,70 |
| Hongkong | 1 328 585 | 1 568 002 | 18,02 | 946 690 | 1 131 088 | 19,48 |
| Korea, Republic Of | 6 983 274 | 8 410 023 | 20,43 | 6 054 459 | 7 112 916 | 17,48 |
| Taiwan | 14 388 119 | 18 234 288 | 26,73 | 9 322 521 | 13 527 972 | 45,11 |
| China | 113 951 228 | 110 725 000 | -2,83 | 83 049 729 | 85 286 704 | 2,69 |
| Mongolia | 14 088 | 0 | -100,00 | 52 584 | 0 | -100,00 |
| Thailand | 334 276 | 277 052 | -17,12 | 259 963 | 210 123 | -19,17 |
| Singapore | 3 287 339 | 2 127 585 | -35,28 | 2 622 436 | 1 860 332 | -29,06 |
| Philippines | 590 554 | 897 818 | 52,03 | 384 606 | 433 850 | 12,80 |
| Malaysia | 5 780 728 | 6 358 137 | 9,99 | 3 277 558 | 4 099 032 | 25,06 |
| Myanmar | 61 550 | 125 424 | 103,78 | 24 275 | 37 178 | 53,16 |
| Brunei Darussalam | 23 100 | 46 200 | 100,00 | 23 650 | 49 500 | 109,30 |
| Vietnam | 5 253 517 | 2 290 860 | -56,39 | 1 651 485 | 679 774 | -58,84 |
| Maldives | 23 436 | 55 608 | 137,28 | 30 690 | 62 999 | 105,27 |
| India | 8 939 968 | 3 367 459 | -62,33 | 2 317 943 | 754 907 | -67,43 |
| Pakistan | 474 240 | 48 481 | -89,78 | 141 420 | 11 483 | -91,88 |
| Bangladesh | 0 | 1 145 917 | - | 0 | 343 887 | - |
| Sri Lanka | 15 808 | 0 | -100,00 | 4 975 | 0 | -100,00 |
| Iraq | 2 881 191 | 6 156 585 | 113,68 | 822 756 | 1 711 079 | 107,97 |
| Iran (Islamic Republic Of) | 0 | 4 780 902 | - | 0 | 1 286 253 | - |
| Saudi Arabia | 7 247 805 | 8 582 363 | 18,41 | 5 890 361 | 6 218 787 | 5,58 |
| Kuwait | 2 497 284 | 944 281 | -62,19 | 1 830 586 | 762 782 | -58,33 |
| Jordan | 4 888 343 | 5 360 080 | 9,65 | 4 707 673 | 5 043 521 | 7,13 |
| Lebanon | 6 584 871 | 2 086 343 | -68,32 | 1 805 008 | 913 407 | -49,40 |
| Oman | 0 | 15 000 | - | 0 | 15 914 | - |
| Syria Arab Republic | 0 | 22 055 | - | 0 | 14 944 | - |
| Turkey | 16 177 | 0 | -100,00 | 16 935 | 0 | -100,00 |
| United Arab Emirates | 152 936 | 2 183 449 | 1 327,69 | 185 491 | 598 241 | 222,52 |
| Qatar | 131 274 | 224 440 | 70,97 | 119 349 | 200 800 | 68,25 |
| Bahrain | 110 371 | 131 747 | 19,37 | 110 171 | 145 362 | 31,94 |
| Egypt | 14 492 913 | 10 044 534 | -30,69 | 4 146 406 | 2 766 529 | -33,28 |
| Libyan Arab Jamahiriya | 101 670 | 0 | -100,00 | 105 236 | 0 | -100,00 |
| Algeria | 572 850 | 139 080 | -75,72 | 518 067 | 126 716 | -75,54 |
| Ethiopia | 11 566 | 0 | -100,00 | 15 422 | 0 | -100,00 |
| South Africa | 16 642 | 14 563 | -12,49 | 26 178 | 21 763 | -16,87 |
| Australia | 1 824 790 | 1 764 872 | -3,28 | 2 762 248 | 2 927 334 | 5,98 |
| New Zealand | 33 120 | 13 417 | -59,49 | 43 733 | 16 682 | -61,86 |
| New Caledonia | 32 237 | 0 | -100,00 | 50 296 | 0 | -100,00 |
| United States | 465 437 | 506 417 | 8,80 | 572 768 | 740 992 | 29,37 |
| Canada | 43 243 | 36 329 | -15,99 | 53 968 | 53 324 | -1,19 |
| Mexico | 1 415 735 | 1 279 836 | -9,60 | 1 343 666 | 1 096 046 | -18,43 |
| French Polynesia | 0 | 23 149 | - | 0 | 28 937 | - |
| United Kingdom | 184 668 | 238 679 | 29,25 | 328 518 | 341 752 | 4,03 |
| Netherlands | 2 115 092 | 2 425 802 | 14,69 | 3 638 219 | 4 419 693 | 21,48 |
| France | 361 400 | 279 409 | -22,69 | 508 453 | 301 969 | -40,61 |
| Germany, Fed. Rep. Of | 2 291 334 | 2 503 497 | 9,26 | 4 176 142 | 4 171 442 | -0,11 |
| Austria | 7 | 8 | 7,14 | 16 | 6 | -61,10 |
| Belgium | 587 565 | 588 380 | 0,14 | 686 103 | 816 416 | 18,99 |
| Denmark | 11 704 | 38 871 | 232,12 | 22 758 | 71 177 | 212,76 |
| Sweden | 120 | 0 | -100,00 | 1 536 | 0 | -100,00 |
| Italy | 78 132 | 47 885 | -38,71 | 89 524 | 82 923 | -7,37 |
| Greece | 23 247 | 99 746 | 329,07 | 43 621 | 186 866 | 328,39 |
| Poland | 140 993 | 218 954 | 55,29 | 281 473 | 395 308 | 40,44 |
| Romania | 110 092 | 160 000 | 45,33 | 153 150 | 165 302 | 7,93 |
| Azerbaijan | 930 | 0 | -100,00 | 2 420 | 0 | -100,00 |
| Czech Republic | 11 372 | 0 | -100,00 | 21 780 | 0 | -100,00 |
| KAYU OLAHAN | 321 487 565 | 328 099 432 | 2,06 | 116 590 851 | 113 070 880 | -3,02 |
| Japan | 9 658 712 | 116 650 573 | 1 107,72 | 8 518 033 | 15 679 402 | 84,07 |
| Hongkong | 756 367 | 418 863 | -44,62 | 1 151 901 | 651 130 | -43,47 |
| Korea, Republic Of | 19 092 167 | 20 452 419 | 7,12 | 6 166 164 | 7 894 706 | 28,03 |
| Taiwan | 10 680 698 | 1 382 621 | -87,05 | 1 679 740 | 776 505 | -53,77 |
| China | 233 506 573 | 142 846 371 | -38,83 | 40 257 907 | 31 405 647 | -21,99 |
| Macau | 3 204 | 0 | -100,00 | 234 | 0 | -100,00 |
| Thailand | 9 040 | 30 552 | 237,97 | 10 250 | 28 101 | 174,15 |
| Singapore | 329 178 | 269 011 | -18,28 | 698 543 | 535 356 | -23,36 |
| Philippines | 42 529 | 87 674 | 106,15 | 21 023 | 66 968 | 218,55 |
| Malaysia | 1 036 747 | 238 435 | -77,00 | 713 969 | 183 843 | -74,25 |

TABEL 6. PERKEMBANGAN EKSPOR INDONESIA MENURUT KOMODITI DAN NEGARA TUJUAN
JANUARI-FEBRUARI 2016 DAN 2017

| KOMODITI / NEGARA TUJUAN | BERAT BERSIH (KG) | | PERUB | NILAI FOB (US \$) | | PERUB |
|----------------------------------|-------------------|-------------------|-------------|-------------------|-------------------|-------------|
| | JAN-FEB 2016 | JAN-FEB 2017 | % | JAN-FEB 2016 | JAN-FEB 2017 | % |
| | (1) | (2) | (3) | (4) | (5) | (6) |
| Cambodia | 7 380 | 0 | -100,00 | 4 610 | 0 | -100,00 |
| Nepal | 0 | 141 814 | - | 0 | 106 601 | - |
| Vietnam | 269 103 | 216 090 | -19,70 | 157 438 | 131 097 | -16,73 |
| Maldives | 1 898 | 53 088 | 2 697,07 | 9 500 | 96 567 | 916,50 |
| India | 12 597 452 | 10 912 583 | -13,37 | 8 270 112 | 6 442 955 | -22,09 |
| Pakistan | 101 805 | 34 582 | -66,03 | 50 528 | 20 977 | -58,48 |
| Sri Lanka | 26 493 | 123 350 | 365,59 | 25 253 | 106 316 | 321,00 |
| Iran (Islamic Republic Of) | 22 647 | 0 | -100,00 | 20 808 | 0 | -100,00 |
| Saudi Arabia | 0 | 70 714 | - | 0 | 30 318 | - |
| Israel | 83 412 | 26 343 | -68,42 | 127 524 | 29 564 | -76,82 |
| Oman | 306 | 0 | -100,00 | 535 | 0 | -100,00 |
| Turkey | 67 708 | 0 | -100,00 | 78 985 | 0 | -100,00 |
| United Arab Emirates | 1 099 | 1 000 | -9,04 | 2 878 | 2 875 | -0,12 |
| Qatar | 0 | 6 | - | 0 | 350 | - |
| Bahrain | 12 485 | 0 | -100,00 | 8 766 | 0 | -100,00 |
| Cyprus | 0 | 50 500 | - | 0 | 57 959 | - |
| Libyan Arab Jamahiriya | 0 | 15 000 | - | 0 | 7 500 | - |
| Morocco | 2 269 | 7 000 | 208,51 | 4 299 | 4 187 | -2,59 |
| Somalia | 1 220 | 7 520 | 516,39 | 2 400 | 15 870 | 561,25 |
| Mozambique | 18 875 | 0 | -100,00 | 35 560 | 0 | -100,00 |
| Nigeria | 959 | 0 | -100,00 | 368 | 0 | -100,00 |
| Djibouti | 0 | 1 500 | - | 0 | 3 360 | - |
| South Africa | 741 102 | 908 316 | 22,56 | 969 334 | 1 125 210 | 16,08 |
| Mauritius | 702 | 347 | -50,57 | 210 | 520 | 147,50 |
| Australia | 12 722 777 | 12 559 373 | -1,28 | 16 256 955 | 17 859 469 | 9,86 |
| New Zealand | 1 389 153 | 2 826 575 | 103,47 | 2 007 506 | 4 114 345 | 104,95 |
| New Caledonia | 81 558 | 98 081 | 20,26 | 126 762 | 131 287 | 3,57 |
| United States | 2 769 459 | 3 304 554 | 19,32 | 6 010 396 | 5 967 015 | -0,72 |
| Canada | 57 695 | 19 746 | -65,78 | 137 413 | 72 018 | -47,59 |
| Mexico | 0 | 32 | - | 0 | 406 | - |
| Dominican Republic | 3 955 | 0 | -100,00 | 10 208 | 0 | -100,00 |
| French Polynesia | 0 | 98 332 | - | 0 | 144 178 | - |
| Netherlands Antilles | 0 | 30 678 | - | 0 | 65 343 | - |
| Guadeloupe | 12 813 | 0 | -100,00 | 19 206 | 0 | -100,00 |
| Virgin Islands (British) | 0 | 6 671 | - | 0 | 24 183 | - |
| United Kingdom | 1 067 861 | 1 077 952 | 0,95 | 1 803 701 | 1 705 910 | -5,42 |
| Netherlands | 4 810 436 | 4 688 240 | -2,54 | 7 467 970 | 6 706 416 | -10,20 |
| France | 538 982 | 512 892 | -4,84 | 1 006 079 | 780 247 | -22,45 |
| Germany, Fed. Rep. Of | 6 191 754 | 5 947 374 | -3,95 | 8 427 085 | 7 105 628 | -15,68 |
| Belgium | 1 415 005 | 1 050 167 | -25,78 | 1 904 037 | 1 408 307 | -26,04 |
| Denmark | 293 731 | 189 643 | -35,44 | 484 428 | 256 224 | -47,11 |
| Sweden | 69 074 | 110 436 | 59,88 | 109 702 | 184 582 | 68,26 |
| Finland | 30 743 | 0 | -100,00 | 71 946 | 0 | -100,00 |
| Ireland | 66 759 | 0 | -100,00 | 101 095 | 0 | -100,00 |
| Italy | 194 214 | 124 255 | -36,02 | 556 672 | 395 971 | -28,87 |
| Spain | 60 251 | 61 646 | 2,32 | 130 360 | 134 487 | 3,17 |
| Greece | 205 | 0 | -100,00 | 384 | 0 | -100,00 |
| Poland | 365 037 | 286 457 | -21,53 | 508 271 | 401 819 | -20,94 |
| Romania | 0 | 17 300 | - | 0 | 23 851 | - |
| Bulgaria | 0 | 12 649 | - | 0 | 27 083 | - |
| Azerbaijan | 1 555 | 1 | -99,94 | 10 639 | 3 | -99,98 |
| Ukraine | 0 | 6 273 | - | 0 | 20 651 | - |
| Lithuania | 30 551 | 82 958 | 171,54 | 32 137 | 86 061 | 167,79 |
| Estonia | 65 831 | 1 086 | -98,35 | 94 375 | 1 545 | -98,36 |
| Croatia | 77 480 | 20 987 | -72,91 | 133 495 | 32 180 | -75,89 |
| Slovenia | 18 750 | 0 | -100,00 | 19 172 | 0 | -100,00 |
| Czech Republic | 48 552 | 0 | -100,00 | 66 354 | 0 | -100,00 |
| Russia Federation | 31 255 | 18 803 | -39,84 | 107 629 | 17 787 | -83,47 |
| BARANG BANGUNAN DARI KAYU | 25 462 892 | 26 178 416 | 2,81 | 57 461 630 | 57 528 680 | 0,12 |
| Japan | 4 370 388 | 4 531 334 | 3,68 | 9 594 891 | 9 581 557 | -0,14 |
| Hongkong | 388 173 | 50 786 | -86,92 | 759 920 | 110 446 | -85,47 |
| Korea, Republic Of | 1 008 100 | 1 335 145 | 32,44 | 1 788 581 | 1 964 631 | 9,84 |
| Taiwan | 113 277 | 92 165 | -18,64 | 121 669 | 199 858 | 64,26 |
| China | 463 973 | 522 119 | 12,53 | 1 146 056 | 1 104 208 | -3,65 |
| Macau | 39 007 | 0 | -100,00 | 115 591 | 0 | -100,00 |
| Papua New Guinea | 0 | 40 | - | 0 | 98 | - |
| Thailand | 1 250 | 28 949 | 2 215,92 | 4 095 | 24 526 | 498,95 |
| Singapore | 390 866 | 114 687 | -70,66 | 690 388 | 190 124 | -72,46 |
| Philippines | 28 778 | 77 513 | 169,35 | 35 612 | 117 822 | 230,85 |
| Malaysia | 93 220 | 92 646 | -0,61 | 125 239 | 114 851 | -8,29 |
| Myanmar | 0 | 56 | - | 0 | 90 | - |
| Brunei Darussalam | 26 721 | 24 789 | -7,23 | 33 860 | 36 432 | 7,60 |
| Vietnam | 0 | 663 | - | 0 | 99 | - |
| Maldives | 24 680 | 180 716 | 632,24 | 47 978 | 96 555 | 101,25 |
| India | 271 642 | 473 004 | 74,13 | 330 853 | 463 299 | 40,03 |
| Pakistan | 17 065 | 21 874 | 28,18 | 26 247 | 48 300 | 84,02 |
| Sri Lanka | 0 | 207 | - | 0 | 359 | - |
| Iraq | 1 610 | 125 916 | 7 720,87 | 2 030 | 194 138 | 9 463,44 |
| Iran (Islamic Republic Of) | 78 949 | 0 | -100,00 | 146 840 | 0 | -100,00 |
| Saudi Arabia | 13 283 | 0 | -100,00 | 39 133 | 0 | -100,00 |
| Israel | 7 921 | 0 | -100,00 | 6 580 | 0 | -100,00 |
| Kuwait | 79 091 | 0 | -100,00 | 127 423 | 0 | -100,00 |
| Lebanon | 37 474 | 0 | -100,00 | 78 324 | 0 | -100,00 |
| Oman | 3 774 | 0 | -100,00 | 5 763 | 0 | -100,00 |
| United Arab Emirates | 87 309 | 41 863 | -52,05 | 213 637 | 101 393 | -52,54 |
| Bahrain | 83 372 | 0 | -100,00 | 158 246 | 0 | -100,00 |

TABEL 6. PERKEMBANGAN EKSPOR INDONESIA MENURUT KOMODITI DAN NEGARA TUJUAN
JANUARI-FEBRUARI 2016 DAN 2017

| KOMODITI / NEGARA TUJUAN | BERAT BERSIH (KG) | | PERUB | NILAI FOB (US \$) | | PERUB |
|---|-------------------|------------------|---------------|-------------------|-------------------|--------------|
| | JAN-FEB 2016 | JAN-FEB 2017 | % | JAN-FEB 2016 | JAN-FEB 2017 | % |
| | (1) | (2) | (3) | (4) | (5) | (6) |
| Ethiopia | 0 | 18 473 | - | 0 | 45 290 | - |
| Somalia | 177 091 | 196 230 | 10,81 | 405 191 | 381 591 | -5,82 |
| Reunion | 48 245 | 61 131 | 26,71 | 87 327 | 111 993 | 28,25 |
| Botswana | 0 | 21 500 | - | 0 | 29 520 | - |
| Nigeria | 2 877 | 0 | -100,00 | 1 103 | 0 | -100,00 |
| Benin | 24 000 | 0 | -100,00 | 36 755 | 0 | -100,00 |
| Seychelles | 80 | 20 191 | 25 138,89 | 1 449 | 38 346 | 2 545,86 |
| Djibouti | 0 | 25 500 | - | 0 | 39 720 | - |
| South Africa | 1 237 047 | 1 646 631 | 33,11 | 1 651 562 | 1 984 961 | 20,19 |
| Comoros | 15 000 | 20 000 | 33,33 | 20 840 | 41 655 | 99,88 |
| Mauritius | 2 625 | 4 424 | 68,53 | 822 | 10 353 | 1 159,11 |
| Australia | 1 585 482 | 1 887 508 | 19,05 | 4 418 914 | 4 857 915 | 9,93 |
| New Zealand | 22 728 | 44 683 | 96,60 | 60 316 | 131 270 | 117,64 |
| New Caledonia | 40 | 0 | -100,00 | 537 | 0 | -100,00 |
| Northern Mariana Islands | 1 444 | 0 | -100,00 | 10 591 | 0 | -100,00 |
| Vanuatu | 399 | 500 | 25,31 | 1 523 | 3 654 | 139,92 |
| Wallis And Futuna Islands | 0 | 1 855 | - | 0 | 16 950 | - |
| Cook Islands | 0 | 331 | - | 0 | 437 | - |
| East Timor | 8 406 | 4 323 | -48,57 | 21 986 | 11 375 | -48,26 |
| United States | 3 131 521 | 3 716 059 | 18,67 | 8 820 612 | 10 753 323 | 21,91 |
| Canada | 768 145 | 626 003 | -18,50 | 1 989 479 | 1 700 581 | -14,52 |
| Mexico | 32 039 | 48 236 | 50,56 | 72 015 | 128 025 | 77,78 |
| Guatemala | 1 510 | 0 | -100,00 | 2 841 | 0 | -100,00 |
| Chile | 50 236 | 172 | -99,66 | 115 496 | 1 550 | -98,66 |
| Argentina | 10 941 | 0 | -100,00 | 19 764 | 0 | -100,00 |
| Colombia | 0 | 5 481 | - | 0 | 22 971 | - |
| Guyana | 3 000 | 0 | -100,00 | 6 500 | 0 | -100,00 |
| Puerto Rico | 0 | 11 410 | - | 0 | 23 250 | - |
| Dominican Republic | 9 199 | 0 | -100,00 | 13 516 | 0 | -100,00 |
| Haiti | 0 | 25 584 | - | 0 | 49 494 | - |
| Barbados | 0 | 83 819 | - | 0 | 423 632 | - |
| Antigua And Barbuda | 10 558 | 0 | -100,00 | 38 440 | 0 | -100,00 |
| French Polynesia | 0 | 1 088 | - | 0 | 3 981 | - |
| Grenada | 14 858 | 0 | -100,00 | 85 069 | 0 | -100,00 |
| Netherlands Antilles | 13 500 | 4 877 | -63,87 | 125 827 | 55 320 | -56,04 |
| Turks And Caicos Islands | 4 400 | 0 | -100,00 | 45 000 | 0 | -100,00 |
| Guadeloupe | 1 945 | 0 | -100,00 | 4 003 | 0 | -100,00 |
| Virgin Islands (British) | 0 | 16 430 | - | 0 | 85 470 | - |
| U.S. Virgin Islands | 65 | 0 | -100,00 | 111 | 0 | -100,00 |
| United Kingdom | 5 407 105 | 5 410 771 | 0,07 | 12 385 410 | 11 714 683 | -5,42 |
| Netherlands | 2 591 221 | 2 612 188 | 0,81 | 5 379 800 | 5 789 324 | 7,61 |
| France | 751 205 | 528 464 | -29,65 | 1 369 902 | 965 864 | -29,49 |
| Germany, Fed. Rep. Of | 578 440 | 472 241 | -18,36 | 1 381 646 | 1 156 280 | -16,31 |
| Austria | 1 | 0 | -100,00 | 5 | 0 | -100,00 |
| Belgium | 393 206 | 267 959 | -31,85 | 622 524 | 351 074 | -43,60 |
| Switzerland | 43 270 | 0 | -100,00 | 144 190 | 0 | -100,00 |
| Denmark | 35 726 | 23 434 | -34,41 | 69 557 | 72 347 | 4,01 |
| Norway | 50 228 | 22 317 | -55,57 | 117 110 | 61 999 | -47,06 |
| Sweden | 44 791 | 9 388 | -79,04 | 186 295 | 161 371 | -13,38 |
| Finland | 1 386 | 4 266 | 207,87 | 39 250 | 103 594 | 163,93 |
| Ireland | 83 470 | 44 647 | -46,51 | 180 858 | 76 400 | -57,76 |
| Italy | 318 020 | 288 525 | -9,27 | 1 079 748 | 1 012 097 | -6,27 |
| Spain | 102 450 | 106 938 | 4,38 | 297 290 | 397 277 | 33,63 |
| Portugal | 11 248 | 31 172 | 177,13 | 32 680 | 73 119 | 123,74 |
| Poland | 108 376 | 19 074 | -82,40 | 169 950 | 56 622 | -66,68 |
| Albania | 0 | 90 | - | 0 | 260 | - |
| Azerbaijan | 23 030 | 1 | -100,00 | 65 565 | 3 | -100,00 |
| Ukraine | 25 977 | 33 712 | 29,78 | 67 630 | 84 040 | 24,26 |
| Estonia | 0 | 82 374 | - | 0 | 112 625 | - |
| Croatia | 60 784 | 9 774 | -83,92 | 161 854 | 32 366 | -80,00 |
| Slovenia | 13 043 | 0 | -100,00 | 42 581 | 0 | -100,00 |
| Russia Federation | 12 611 | 4 170 | -66,93 | 11 239 | 5 922 | -47,31 |
| KERAJINAN UKIRAN DARI KAYU BUKAN | | | | | | |
| MEBELLER | 6 105 085 | 5 161 863 | -15,45 | 19 205 268 | 18 235 468 | -5,05 |
| Japan | 842 377 | 523 690 | -37,83 | 2 679 972 | 1 898 593 | -29,16 |
| Hongkong | 2 659 | 5 374 | 102,11 | 53 895 | 51 644 | -4,18 |
| Korea, Republic Of | 128 315 | 198 108 | 54,39 | 283 002 | 341 337 | 20,61 |
| Taiwan | 97 198 | 261 858 | 169,41 | 189 073 | 274 680 | 45,28 |
| China | 83 034 | 53 794 | -35,21 | 117 896 | 193 110 | 63,80 |
| Mongolia | 70 | 0 | -100,00 | 305 | 0 | -100,00 |
| Papua New Guinea | 762 | 493 | -35,34 | 4 766 | 5 083 | 6,66 |
| Thailand | 12 271 | 5 967 | -51,37 | 44 816 | 128 913 | 187,65 |
| Singapore | 52 570 | 31 141 | -40,76 | 157 978 | 174 631 | 10,54 |
| Philippines | 6 298 | 12 373 | 96,47 | 13 623 | 25 422 | 86,61 |
| Malaysia | 51 636 | 33 558 | -35,01 | 152 714 | 59 815 | -60,83 |
| Myanmar | 0 | 22 | - | 0 | 1 150 | - |
| Brunei Darussalam | 625 | 1 111 | 77,81 | 864 | 1 921 | 122,18 |
| Nepal | 599 | 1 059 | 76,94 | 1 197 | 2 032 | 69,72 |
| Vietnam | 339 | 8 327 | 2 356,28 | 4 511 | 19 309 | 328,03 |
| Maldives | 26 717 | 12 223 | -54,25 | 110 551 | 52 596 | -52,42 |
| India | 28 532 | 25 134 | -11,91 | 71 213 | 88 001 | 23,57 |
| Pakistan | 20 | 0 | -100,00 | 111 | 0 | -100,00 |
| Sri Lanka | 6 304 | 8 676 | 37,64 | 22 781 | 15 140 | -33,54 |
| Iraq | 235 | 0 | -100,00 | 1 633 | 0 | -100,00 |
| Iran (Islamic Republic Of) | 14 719 | 9 339 | -36,55 | 34 051 | 24 095 | -29,24 |
| Saudi Arabia | 103 666 | 62 015 | -40,18 | 137 361 | 78 361 | -42,95 |

TABEL 6. PERKEMBANGAN EKSPOR INDONESIA MENURUT KOMODITI DAN NEGARA TUJUAN
JANUARI-FEBRUARI 2016 DAN 2017

| KOMODITI / NEGARA TUJUAN | BERAT BERSIH (KG) | | PERUB | NILAI FOB (US \$) | | PERUB |
|----------------------------------|-------------------|--------------|----------|-------------------|--------------|----------|
| | JAN-FEB 2016 | JAN-FEB 2017 | % | JAN-FEB 2016 | JAN-FEB 2017 | % |
| | (1) | (2) | (3) | (4) | (5) | (6) |
| Israel | 15 914 | 5 580 | -64,94 | 50 908 | 25 346 | -50,21 |
| Kuwait | 2 276 | 6 306 | 177,05 | 14 584 | 16 538 | 13,39 |
| Jordan | 84 | 1 084 | 1 190,24 | 3 850 | 10 388 | 169,82 |
| Lebanon | 2 351 | 300 | -87,24 | 4 555 | 1 895 | -58,40 |
| Oman | 1 054 | 8 856 | 740,21 | 2 231 | 12 348 | 453,47 |
| Turkey | 62 096 | 47 262 | -23,89 | 168 778 | 112 639 | -33,26 |
| United Arab Emirates | 15 475 | 19 646 | 26,95 | 37 002 | 76 828 | 107,63 |
| Qatar | 10 036 | 8 087 | -19,42 | 82 867 | 62 277 | -24,85 |
| Bahrain | 120 | 35 | -70,83 | 500 | 230 | -54,00 |
| Cyprus | 1 599 | 5 187 | 224,36 | 12 167 | 27 448 | 125,60 |
| Egypt | 2 225 | 1 363 | -38,74 | 7 321 | 3 374 | -53,91 |
| Morocco | 4 552 | 1 496 | -67,14 | 6 561 | 2 078 | -68,33 |
| Tunisia | 0 | 1 552 | - | 0 | 4 196 | - |
| Algeria | 1 800 | 13 895 | 671,94 | 12 095 | 3 337 | -72,41 |
| Namibia | 750 | 0 | -100,00 | 440 | 0 | -100,00 |
| Tanzania, United Rep. Of | 297 | 0 | -100,00 | 1 242 | 0 | -100,00 |
| Madagascar | 0 | 335 | - | 0 | 352 | - |
| Kenya | 320 | 2 230 | 596,88 | 377 | 4 607 | 1 120,85 |
| Reunion | 5 741 | 7 463 | 30,00 | 26 677 | 22 933 | -14,03 |
| Mozambique | 5 323 | 0 | -100,00 | 2 362 | 0 | -100,00 |
| Ghana | 0 | 658 | - | 0 | 2 984 | - |
| Congo | 0 | 288 | - | 0 | 6 824 | - |
| Gabon | 1 500 | 0 | -100,00 | 6 612 | 0 | -100,00 |
| Senegal | 0 | 65 | - | 0 | 163 | - |
| Seychelles | 5 474 | 604 | -88,97 | 22 066 | 9 009 | -59,17 |
| South Africa | 19 513 | 29 908 | 53,28 | 49 734 | 235 960 | 374,45 |
| Malawi | 409 | 0 | -100,00 | 7 293 | 0 | -100,00 |
| Mauritius | 4 195 | 12 796 | 205,05 | 23 240 | 41 036 | 76,57 |
| Mayotte | 4 862 | 39 | -99,20 | 3 997 | 29 | -99,28 |
| Australia | 231 409 | 199 514 | -13,78 | 627 844 | 662 792 | 5,57 |
| New Zealand | 35 329 | 21 075 | -40,35 | 58 969 | 96 351 | 63,39 |
| Guam | 3 128 | 1 557 | -50,22 | 13 332 | 10 423 | -21,82 |
| Palau | 3 800 | 598 | -84,26 | 3 418 | 6 869 | 100,97 |
| New Caledonia | 989 | 9 592 | 869,83 | 3 957 | 17 775 | 349,26 |
| Niue | 40 | 0 | -100,00 | 99 | 0 | -100,00 |
| Northern Mariana Islands | 1 435 | 3 425 | 138,68 | 11 684 | 4 669 | -60,04 |
| Saint Vincent And The Grenadines | 0 | 198 | - | 0 | 3 218 | - |
| Vanuatu | 157 | 1 631 | 938,85 | 806 | 3 736 | 363,76 |
| Wallis And Futuna Islands | 0 | 64 | - | 0 | 1 178 | - |
| Cook Islands | 0 | 602 | - | 0 | 671 | - |
| Fiji | 1 658 | 5 162 | 211,35 | 10 846 | 14 453 | 33,26 |
| Tonga | 0 | 39 | - | 0 | 239 | - |
| East Timor | 3 731 | 1 479 | -60,34 | 8 021 | 1 238 | -84,57 |
| United States | 2 128 397 | 1 873 202 | -11,99 | 7 431 773 | 7 768 004 | 4,52 |
| Canada | 76 103 | 65 418 | -14,04 | 238 543 | 217 599 | -8,78 |
| Mexico | 12 412 | 26 607 | 114,37 | 55 185 | 117 411 | 112,76 |
| Guatemala | 0 | 95 | - | 0 | 1 168 | - |
| Panama | 0 | 550 | - | 0 | 1 200 | - |
| Suriname | 0 | 48 | - | 0 | 631 | - |
| Chile | 26 375 | 32 006 | 21,35 | 67 542 | 103 972 | 53,94 |
| Argentina | 18 874 | 19 424 | 2,91 | 50 676 | 47 223 | -6,81 |
| Brazil | 24 878 | 35 046 | 40,87 | 67 785 | 128 299 | 89,27 |
| Colombia | 1 750 | 6 347 | 262,69 | 3 160 | 43 724 | 1 283,62 |
| Uruguay | 1 190 | 2 866 | 140,84 | 3 752 | 14 390 | 283,51 |
| Paraguay | 2 910 | 0 | -100,00 | 5 174 | 0 | -100,00 |
| Peru | 83 | 200 | 142,42 | 419 | 1 075 | 156,72 |
| Guyana | 650 | 0 | -100,00 | 1 115 | 0 | -100,00 |
| Bahamas | 4 627 | 3 666 | -20,77 | 24 724 | 30 464 | 23,22 |
| Puerto Rico | 1 129 | 42 | -96,28 | 12 277 | 608 | -95,05 |
| Belize | 2 975 | 0 | -100,00 | 8 817 | 0 | -100,00 |
| Dominican Republic | 10 119 | 8 201 | -18,95 | 23 180 | 28 771 | 24,12 |
| Costa Rica | 17 895 | 23 334 | 30,39 | 23 115 | 39 624 | 71,42 |
| Barbados | 15 | 0 | -100,00 | 175 | 0 | -100,00 |
| Antigua And Barbuda | 25 | 0 | -100,00 | 88 | 0 | -100,00 |
| Aruba | 3 207 | 75 | -97,66 | 5 026 | 336 | -93,32 |
| Bermuda | 472 | 0 | -100,00 | 2 823 | 0 | -100,00 |
| French Guiana | 0 | 4 080 | - | 0 | 2 278 | - |
| French Polynesia | 3 787 | 1 569 | -58,57 | 5 472 | 4 884 | -10,73 |
| Martinique | 10 268 | 8 952 | -12,82 | 18 961 | 33 341 | 75,84 |
| Netherlands Antilles | 410 | 610 | 48,78 | 991 | 895 | -9,71 |
| Turks And Caicos Islands | 0 | 4 330 | - | 0 | 15 216 | - |
| Guadeloupe | 8 880 | 10 065 | 13,34 | 22 143 | 27 494 | 24,17 |
| Virgin Islands (British) | 0 | 2 410 | - | 0 | 3 031 | - |
| U.S. Virgin Islands | 2 040 | 0 | -100,00 | 3 891 | 0 | -100,00 |
| United Kingdom | 307 639 | 225 143 | -26,82 | 902 240 | 764 598 | -15,26 |
| Netherlands | 450 436 | 253 118 | -43,81 | 891 704 | 593 864 | -33,40 |
| France | 136 506 | 134 432 | -1,52 | 555 830 | 596 978 | 7,40 |
| Germany, Fed. Rep. Of | 184 314 | 207 429 | 12,54 | 504 982 | 489 582 | -3,05 |
| Austria | 3 382 | 2 587 | -23,51 | 12 867 | 9 796 | -23,86 |
| Belgium | 130 002 | 48 768 | -62,49 | 283 351 | 200 973 | -29,07 |
| Switzerland | 4 814 | 3 626 | -24,66 | 18 210 | 9 505 | -47,80 |
| Denmark | 46 066 | 22 800 | -50,51 | 185 333 | 130 098 | -29,80 |
| Norway | 3 629 | 284 | -92,17 | 21 955 | 2 890 | -86,84 |
| Sweden | 34 031 | 55 058 | 61,79 | 176 917 | 237 024 | 33,97 |
| Finland | 1 781 | 1 115 | -37,39 | 47 677 | 7 061 | -85,19 |
| Ireland | 4 754 | 640 | -86,54 | 6 476 | 5 196 | -19,76 |
| Italy | 87 746 | 74 745 | -14,82 | 374 782 | 253 595 | -32,34 |

TABEL 6. PERKEMBANGAN EKSPOR INDONESIA MENURUT KOMODITI DAN NEGARA TUJUAN
JANUARI-FEBRUARI 2016 DAN 2017

| KOMODITI / NEGARA TUJUAN | BERAT BERSIH (KG) | | PERUB | NILAI FOB (US \$) | | PERUB |
|--|-------------------|------------------|--------------|-------------------|------------------|--------------|
| | JAN-FEB 2016 | JAN-FEB 2017 | % | JAN-FEB 2016 | JAN-FEB 2017 | % |
| (1) | (2) | (3) | (4) | (5) | (6) | (7) |
| Spain | 311 874 | 244 129 | -21,72 | 1 315 123 | 945 257 | -28,12 |
| Portugal | 6 642 | 8 543 | 28,62 | 19 354 | 42 122 | 117,65 |
| Iceland | 2 523 | 0 | -100,00 | 8 978 | 0 | -100,00 |
| Greece | 38 378 | 26 071 | -32,07 | 196 479 | 183 294 | -6,71 |
| Hungary | 105 | 1 319 | 1 156,19 | 3 923 | 3 129 | -20,24 |
| Poland | 23 265 | 13 152 | -43,47 | 34 122 | 37 316 | 9,36 |
| Romania | 400 | 0 | -100,00 | 1 957 | 0 | -100,00 |
| Bulgaria | 4 928 | 4 379 | -11,14 | 31 867 | 2 089 | -93,45 |
| Albania | 0 | 268 | - | 0 | 1 206 | - |
| Azerbaijan | 375 | 0 | -100,00 | 1 885 | 0 | -100,00 |
| Belarus | 28 | 0 | -100,00 | 243 | 0 | -100,00 |
| Ukraine | 1 480 | 310 | -79,09 | 5 003 | 5 110 | 2,14 |
| Uzbekistan | 2 722 | 0 | -100,00 | 11 541 | 0 | -100,00 |
| Lithuania | 54 | 0 | -100,00 | 573 | 0 | -100,00 |
| Latvia | 0 | 6 | - | 0 | 600 | - |
| Estonia | 3 010 | 22 | -99,27 | 725 | 215 | -70,33 |
| Georgia | 212 | 0 | -100,00 | 1 196 | 0 | -100,00 |
| Croatia | 4 655 | 12 217 | 162,45 | 16 926 | 60 365 | 256,63 |
| Malta | 1 451 | 3 446 | 137,49 | 12 227 | 21 845 | 78,66 |
| Slovenia | 2 785 | 3 003 | 7,83 | 6 464 | 9 017 | 39,49 |
| Czech Republic | 9 921 | 815 | -91,79 | 30 934 | 3 945 | -87,25 |
| Russia Federation | 27 121 | 9 661 | -64,38 | 77 872 | 43 736 | -43,84 |
| Serbia | 0 | 1 400 | - | 0 | 1 159 | - |
| BARANG ANYAMAN DARI ROTAN DAN BAMBU | 2 419 496 | 2 226 325 | -7,98 | 8 149 156 | 7 979 017 | -2,09 |
| Japan | 53 477 | 56 323 | 5,32 | 475 649 | 514 978 | 8,27 |
| Hongkong | 741 | 204 | -72,45 | 5 036 | 3 993 | -20,71 |
| Korea, Republic Of | 162 528 | 31 543 | -80,59 | 373 618 | 118 418 | -68,30 |
| Taiwan | 4 844 | 8 473 | 74,93 | 30 395 | 20 662 | -32,02 |
| China | 18 460 | 32 540 | 76,28 | 71 584 | 176 877 | 147,09 |
| Thailand | 2 891 | 3 971 | 37,36 | 6 475 | 8 686 | 34,14 |
| Singapore | 1 104 | 1 216 | 10,20 | 5 070 | 8 041 | 58,59 |
| Philippines | 0 | 825 | - | 0 | 150 | - |
| Malaysia | 17 248 | 4 811 | -72,11 | 28 268 | 15 298 | -45,88 |
| Myanmar | 20 | 0 | -100,00 | 30 | 0 | -100,00 |
| Brunei Darussalam | 65 | 0 | -100,00 | 130 | 0 | -100,00 |
| Vietnam | 7 640 | 1 878 | -75,42 | 30 560 | 3 756 | -87,71 |
| Maldives | 307 | 8 895 | 2 797,46 | 3 613 | 8 676 | 140,15 |
| India | 2 213 | 1 480 | -33,15 | 13 718 | 3 712 | -72,94 |
| Sri Lanka | 48 | 436 | 808,33 | 550 | 1 958 | 256,05 |
| Iran (Islamic Republic Of) | 5 465 | 452 | -91,73 | 24 472 | 827 | -96,62 |
| Saudi Arabia | 7 246 | 7 734 | 6,72 | 9 874 | 10 220 | 3,51 |
| Israel | 2 734 | 4 880 | 78,48 | 1 028 | 13 558 | 1 218,76 |
| Kuwait | 1 125 | 1 948 | 73,16 | 10 814 | 1 945 | -82,01 |
| Lebanon | 0 | 60 | - | 0 | 30 | - |
| Oman | 0 | 1 004 | - | 0 | 1 715 | - |
| Turkey | 7 433 | 19 192 | 158,20 | 18 979 | 35 352 | 86,27 |
| United Arab Emirates | 1 145 | 24 076 | 2 002,33 | 3 653 | 82 773 | 2 165,97 |
| Cyprus | 359 | 558 | 55,43 | 3 026 | 3 084 | 1,92 |
| Egypt | 300 | 0 | -100,00 | 150 | 0 | -100,00 |
| Libyan Arab Jamahiriya | 0 | 958 | - | 0 | 1 844 | - |
| Morocco | 23 | 560 | 2 334,78 | 670 | 1 250 | 86,57 |
| Algeria | 160 | 620 | 287,50 | 205 | 840 | 309,76 |
| Madagascar | 85 | 148 | 74,12 | 987 | 230 | -76,68 |
| Kenya | 0 | 420 | - | 0 | 4 403 | - |
| Reunion | 1 490 | 1 969 | 32,15 | 1 472 | 5 724 | 288,82 |
| Mozambique | 195 | 0 | -100,00 | 259 | 0 | -100,00 |
| Seychelles | 971 | 5 | -99,49 | 2 924 | 82 | -97,19 |
| South Africa | 19 918 | 17 858 | -10,34 | 60 316 | 50 009 | -17,09 |
| Malawi | 14 | 0 | -100,00 | 45 | 0 | -100,00 |
| Mauritius | 540 | 1 033 | 91,30 | 2 417 | 1 394 | -42,33 |
| Australia | 107 620 | 81 920 | -23,88 | 223 913 | 210 599 | -5,95 |
| New Zealand | 23 504 | 27 975 | 19,02 | 59 874 | 122 736 | 104,99 |
| Guam | 51 | 625 | 1 125,49 | 156 | 28 | -82,24 |
| New Caledonia | 107 | 216 | 101,87 | 474 | 615 | 29,81 |
| Vanuatu | 4 | 202 | 4 943,75 | 333 | 2 142 | 542,68 |
| Wallis And Futuna Islands | 0 | 6 | - | 0 | 235 | - |
| Cook Islands | 0 | 10 | - | 0 | 42 | - |
| Fiji | 210 | 351 | 67,31 | 5 843 | 985 | -83,14 |
| Tonga | 0 | 13 | - | 0 | 74 | - |
| East Timor | 2 935 | 0 | -100,00 | 550 | 0 | -100,00 |
| United States | 233 770 | 246 681 | 5,52 | 1 037 458 | 1 160 710 | 11,88 |
| Canada | 22 602 | 12 825 | -43,26 | 77 330 | 44 994 | -41,82 |
| Mexico | 2 609 | 531 | -79,65 | 11 350 | 6 947 | -38,80 |
| Panama | 0 | 150 | - | 0 | 446 | - |
| Chile | 236 | 2 450 | 938,14 | 282 | 4 304 | 1 425,05 |
| Argentina | 3 544 | 10 928 | 208,36 | 6 093 | 37 076 | 508,52 |
| Brazil | 353 | 715 | 102,36 | 1 324 | 1 803 | 36,21 |
| Colombia | 622 | 0 | -100,00 | 1 332 | 0 | -100,00 |
| Uruguay | 0 | 3 809 | - | 0 | 10 747 | - |
| Paraguay | 50 | 0 | -100,00 | 45 | 0 | -100,00 |
| Peru | 0 | 1 684 | - | 0 | 15 455 | - |
| Bahamas | 205 | 476 | 132,20 | 636 | 1 494 | 134,94 |
| Puerto Rico | 7 206 | 20 | -99,72 | 25 209 | 347 | -98,62 |
| Belize | 225 | 0 | -100,00 | 2 913 | 0 | -100,00 |
| Dominican Republic | 5 | 755 | 15 000,00 | 30 | 1 796 | 5 968,58 |

TABEL 6. PERKEMBANGAN EKSPOR INDONESIA MENURUT KOMODITI DAN NEGARA TUJUAN
JANUARI-FEBRUARI 2016 DAN 2017

| KOMODITI / NEGARA TUJUAN | BERAT BERSIH (KG) | | PERUB | NILAI FOB (US \$) | | PERUB |
|----------------------------|-------------------|------------------|--------------|-------------------|------------------|--------------|
| | JAN-FEB 2016 | JAN-FEB 2017 | % | JAN-FEB 2016 | JAN-FEB 2017 | % |
| (1) | (2) | (3) | (4) | (5) | (6) | (7) |
| Costa Rica | 875 | 684 | -21,83 | 3 927 | 1 141 | -70,94 |
| Barbados | 0 | 20 | - | 0 | 261 | - |
| French Guiana | 0 | 350 | - | 0 | 726 | - |
| French Polynesia | 369 | 659 | 78,59 | 4 630 | 3 472 | -25,02 |
| Martinique | 2 196 | 985 | -55,15 | 3 539 | 2 873 | -18,82 |
| Guadeloupe | 1 510 | 173 | -88,57 | 2 175 | 437 | -79,92 |
| Virgin Islands (British) | 0 | 260 | - | 0 | 147 | - |
| United Kingdom | 252 244 | 215 715 | -14,48 | 968 274 | 745 441 | -23,01 |
| Netherlands | 567 555 | 606 386 | 6,84 | 1 821 303 | 1 998 016 | 9,70 |
| France | 115 991 | 110 136 | -5,05 | 325 435 | 273 313 | -16,02 |
| Germany, Fed. Rep. Of | 278 011 | 226 568 | -18,50 | 865 419 | 724 247 | -16,31 |
| Austria | 9 003 | 12 962 | 43,98 | 29 369 | 39 194 | 33,45 |
| Belgium | 117 569 | 125 946 | 7,13 | 373 931 | 431 610 | 15,43 |
| Switzerland | 712 | 303 | -57,44 | 951 | 453 | -52,30 |
| Denmark | 25 510 | 25 387 | -0,48 | 103 128 | 79 327 | -23,08 |
| Norway | 20 128 | 4 201 | -79,13 | 67 727 | 18 651 | -72,46 |
| Sweden | 56 601 | 61 439 | 8,55 | 191 508 | 226 411 | 18,23 |
| Finland | 442 | 2 171 | 391,20 | 1 125 | 9 805 | 771,58 |
| Ireland | 4 041 | 4 840 | 19,77 | 16 959 | 21 938 | 29,35 |
| Italy | 78 936 | 69 350 | -12,14 | 235 560 | 263 276 | 11,77 |
| Spain | 105 539 | 73 003 | -30,83 | 313 018 | 200 644 | -35,90 |
| Portugal | 1 233 | 478 | -61,23 | 1 515 | 2 335 | 54,13 |
| Greece | 5 406 | 14 083 | 160,51 | 28 134 | 58 816 | 109,05 |
| Hungary | 0 | 581 | - | 0 | 661 | - |
| Poland | 21 981 | 17 526 | -20,27 | 61 345 | 64 540 | 5,21 |
| Romania | 285 | 0 | -100,00 | 3 000 | 0 | -100,00 |
| Bulgaria | 20 | 10 974 | 54 772,25 | 115 | 43 668 | 37 872,13 |
| Albania | 0 | 12 | - | 0 | 120 | - |
| Latvia | 21 | 50 | 141,75 | 112 | 580 | 416,93 |
| Croatia | 1 392 | 830 | -40,37 | 3 565 | 2 880 | -19,23 |
| Malta | 75 | 60 | -20,00 | 527 | 604 | 14,52 |
| Slovenia | 4 528 | 224 | -95,05 | 16 521 | 1 031 | -93,76 |
| Czech Republic | 130 | 53 | -59,23 | 43 | 152 | 252,42 |
| Russia Federation | 20 548 | 11 053 | -46,21 | 65 168 | 37 629 | -42,26 |
| Serbia | 0 | 450 | - | 0 | 556 | - |
| KAYU GERGAJIAN | 7 775 686 | 9 784 025 | 25,83 | 6 532 459 | 7 240 854 | 10,84 |
| Japan | 1 543 126 | 1 523 073 | -1,30 | 2 065 561 | 2 092 366 | 1,30 |
| Hongkong | 88 000 | 72 000 | -18,18 | 35 065 | 30 860 | -11,99 |
| Korea, Republic Of | 248 664 | 220 429 | -11,35 | 284 681 | 222 537 | -21,83 |
| Taiwan | 100 425 | 57 971 | -42,27 | 67 753 | 48 049 | -29,08 |
| China | 4 020 700 | 5 916 169 | 47,14 | 2 493 041 | 3 163 043 | 26,87 |
| Papua New Guinea | 0 | 275 | - | 0 | 1 512 | - |
| Thailand | 29 538 | 195 687 | 562,50 | 22 239 | 93 987 | 322,62 |
| Singapore | 37 506 | 117 973 | 214,55 | 27 426 | 71 832 | 161,91 |
| Philippines | 0 | 15 034 | - | 0 | 8 570 | - |
| Malaysia | 173 163 | 39 977 | -76,91 | 109 036 | 22 830 | -79,06 |
| Vietnam | 154 148 | 132 582 | -13,99 | 116 924 | 63 625 | -45,58 |
| India | 3 015 | 0 | -100,00 | 2 750 | 0 | -100,00 |
| Bangladesh | 384 588 | 116 056 | -69,82 | 223 035 | 66 414 | -70,22 |
| Sri Lanka | 8 560 | 5 525 | -35,46 | 2 285 | 1 136 | -50,29 |
| Iran (Islamic Republic Of) | 0 | 152 | - | 0 | 127 | - |
| Israel | 4 713 | 0 | -100,00 | 10 151 | 0 | -100,00 |
| Lebanon | 115 | 0 | -100,00 | 40 | 0 | -100,00 |
| Nigeria | 2 302 | 0 | -100,00 | 882 | 0 | -100,00 |
| Seychelles | 211 | 0 | -100,00 | 2 570 | 0 | -100,00 |
| South Africa | 929 | 0 | -100,00 | 1 629 | 0 | -100,00 |
| Australia | 113 919 | 211 805 | 85,93 | 184 239 | 300 934 | 63,34 |
| New Zealand | 7 886 | 0 | -100,00 | 12 701 | 0 | -100,00 |
| United States | 585 559 | 896 643 | 53,13 | 399 106 | 588 098 | 47,35 |
| Canada | 0 | 40 390 | - | 0 | 50 043 | - |
| United Kingdom | 64 352 | 22 042 | -65,75 | 150 773 | 44 448 | -70,52 |
| Netherlands | 110 710 | 134 352 | 21,35 | 172 925 | 248 952 | 43,97 |
| France | 1 400 | 0 | -100,00 | 1 889 | 0 | -100,00 |
| Germany, Fed. Rep. Of | 36 885 | 30 992 | -15,98 | 87 031 | 84 276 | -3,17 |
| Belgium | 29 941 | 34 899 | 16,56 | 40 182 | 37 215 | -7,38 |
| Italy | 12 448 | 0 | -100,00 | 4 586 | 0 | -100,00 |
| Spain | 870 | 0 | -100,00 | 6 825 | 0 | -100,00 |
| Croatia | 9 046 | 0 | -100,00 | 6 087 | 0 | -100,00 |
| Russia Federation | 2 966 | 0 | -100,00 | 1 045 | 0 | -100,00 |
| VENEER | 4 028 294 | 6 500 870 | 61,38 | 7 406 521 | 8 913 398 | 20,35 |
| Japan | 533 917 | 830 612 | 55,57 | 933 162 | 1 299 795 | 39,29 |
| Korea, Republic Of | 44 902 | 0 | -100,00 | 41 531 | 0 | -100,00 |
| Taiwan | 75 328 | 81 183 | 7,77 | 138 681 | 151 585 | 9,30 |
| China | 318 249 | 536 479 | 68,57 | 786 455 | 639 019 | -18,75 |
| Papua New Guinea | 0 | 643 | - | 0 | 323 | - |
| Thailand | 125 104 | 218 969 | 75,03 | 367 440 | 399 693 | 8,78 |
| Philippines | 0 | 406 | - | 0 | 736 | - |
| Malaysia | 0 | 1 385 | - | 0 | 11 996 | - |
| Nepal | 0 | 56 303 | - | 0 | 31 369 | - |
| Vietnam | 72 514 | 50 773 | -29,98 | 286 750 | 143 160 | -50,08 |
| India | 2 087 472 | 4 027 309 | 92,93 | 1 643 185 | 3 523 056 | 114,40 |
| Iran (Islamic Republic Of) | 0 | 2 781 | - | 0 | 2 538 | - |
| Lebanon | 685 | 0 | -100,00 | 765 | 0 | -100,00 |
| Turkey | 0 | 396 | - | 0 | 1 219 | - |
| United States | 127 488 | 37 844 | -70,32 | 544 516 | 174 130 | -68,02 |

**TABEL 6. PERKEMBANGAN EKSPOR INDONESIA MENURUT KOMODITI DAN NEGARA TUJUAN
JANUARI-FEBRUARI 2016 DAN 2017**

| KOMODITI / NEGARA TUJUAN | BERAT BERSIH (KG) | | PERUB | NILAI FOB (US \$) | | PERUB |
|--|-------------------|----------------|---------------|-------------------|------------------|---------------|
| | JAN-FEB 2016 | JAN-FEB 2017 | % | JAN-FEB 2016 | JAN-FEB 2017 | % |
| | (1) | (2) | (3) | (4) | (5) | (6) |
| Mexico | 50 363 | 0 | -100,00 | 202 762 | 0 | -100,00 |
| Netherlands | 22 652 | 40 352 | 78,14 | 121 133 | 207 267 | 71,11 |
| Germany, Fed. Rep. Of | 513 469 | 526 391 | 2,52 | 2 022 158 | 1 929 036 | -4,61 |
| Belgium | 0 | 20 000 | - | 0 | 32 597 | - |
| Italy | 20 144 | 47 207 | 134,35 | 105 523 | 260 841 | 147,19 |
| Spain | 18 875 | 4 260 | -77,43 | 103 860 | 25 270 | -75,67 |
| Czech Republic | 17 130 | 17 577 | 2,61 | 108 599 | 79 769 | -26,55 |
| BARANG ANYAMAN DARI TANAMAN BUKAN | | | | | | |
| ROTAN DAN BAMBU | 439 012 | 375 811 | -14,40 | 2 782 354 | 2 438 827 | -12,35 |
| Japan | 17 671 | 16 826 | -4,78 | 116 840 | 113 173 | -3,14 |
| Hongkong | 3 008 | 156 | -94,81 | 26 547 | 249 | -99,06 |
| Korea, Republic Of | 798 | 232 | -70,95 | 7 250 | 3 045 | -58,00 |
| Taiwan | 200 | 59 | -70,50 | 115 | 279 | 142,01 |
| China | 5 302 | 635 | -88,02 | 36 870 | 10 395 | -71,81 |
| Thailand | 110 | 0 | -100,00 | 195 | 0 | -100,00 |
| Singapore | 14 803 | 9 750 | -34,14 | 260 098 | 170 453 | -34,47 |
| Philippines | 10 | 0 | -100,00 | 157 | 0 | -100,00 |
| Malaysia | 1 817 | 378 | -79,20 | 2 987 | 4 832 | 61,75 |
| Maldives | 360 | 903 | 150,89 | 900 | 20 386 | 2 165,11 |
| India | 1 097 | 331 | -69,83 | 2 406 | 1 290 | -46,38 |
| Sri Lanka | 0 | 287 | - | 0 | 1 740 | - |
| Saudi Arabia | 250 | 356 | 42,20 | 100 | 1 458 | 1 358,00 |
| Israel | 2 019 | 2 435 | 20,60 | 1 965 | 4 229 | 115,19 |
| Kuwait | 24 | 196 | 715,83 | 447 | 1 481 | 231,36 |
| Turkey | 0 | 3 599 | - | 0 | 17 175 | - |
| United Arab Emirates | 148 | 659 | 346,34 | 2 531 | 6 873 | 171,55 |
| Reunion | 0 | 690 | - | 0 | 2 760 | - |
| Angola | 3 720 | 0 | -100,00 | 26 032 | 0 | -100,00 |
| Seychelles | 400 | 60 | -85,00 | 741 | 44 | -94,06 |
| South Africa | 1 050 | 1 447 | 37,79 | 3 347 | 10 471 | 212,85 |
| Mauritius | 674 | 0 | -100,00 | 6 075 | 0 | -100,00 |
| Australia | 10 882 | 21 442 | 97,04 | 41 698 | 75 990 | 82,24 |
| New Zealand | 14 | 143 | 918,14 | 75 | 790 | 948,92 |
| Saint Vincent And The Grenadines | 0 | 50 | - | 0 | 1 647 | - |
| Fiji | 115 | 0 | -100,00 | 2 503 | 0 | -100,00 |
| Tonga | 0 | 14 | - | 0 | 214 | - |
| United States | 227 712 | 193 169 | -15,17 | 1 386 976 | 1 310 724 | -5,50 |
| Canada | 5 299 | 13 639 | 157,40 | 62 004 | 45 845 | -26,06 |
| Mexico | 937 | 3 550 | 278,87 | 550 | 31 532 | 5 628,83 |
| Chile | 440 | 792 | 80,00 | 3 456 | 6 836 | 97,80 |
| Argentina | 898 | 0 | -100,00 | 1 051 | 0 | -100,00 |
| Brazil | 536 | 806 | 50,29 | 437 | 12 168 | 2 681,69 |
| Paraguay | 70 | 0 | -100,00 | 435 | 0 | -100,00 |
| Peru | 180 | 0 | -100,00 | 1 728 | 0 | -100,00 |
| Puerto Rico | 633 | 0 | -100,00 | 377 | 0 | -100,00 |
| Dominican Republic | 0 | 750 | - | 0 | 2 121 | - |
| Costa Rica | 0 | 2 272 | - | 0 | 3 919 | - |
| French Polynesia | 0 | 1 499 | - | 0 | 19 783 | - |
| Martinique | 0 | 1 451 | - | 0 | 3 476 | - |
| Guadeloupe | 392 | 15 | -96,19 | 206 | 129 | -37,48 |
| Virgin Islands (British) | 0 | 221 | - | 0 | 152 | - |
| United Kingdom | 25 235 | 20 552 | -18,56 | 129 837 | 120 878 | -6,90 |
| Netherlands | 8 549 | 15 453 | 80,77 | 56 257 | 89 206 | 58,57 |
| France | 10 336 | 4 772 | -53,84 | 48 953 | 39 241 | -19,84 |
| Germany, Fed. Rep. Of | 62 903 | 143 | -99,77 | 370 065 | 750 | -99,80 |
| Belgium | 6 509 | 15 492 | 138,00 | 62 393 | 75 874 | 21,61 |
| Switzerland | 0 | 72 | - | 0 | 161 | - |
| Denmark | 6 734 | 2 885 | -57,16 | 52 670 | 23 158 | -56,03 |
| Norway | 1 268 | 0 | -100,00 | 5 898 | 0 | -100,00 |
| Sweden | 0 | 1 848 | - | 0 | 13 452 | - |
| Finland | 0 | 7 000 | - | 0 | 77 900 | - |
| Italy | 7 448 | 12 311 | 65,30 | 8 828 | 35 893 | 306,56 |
| Spain | 6 047 | 15 303 | 153,08 | 47 052 | 67 447 | 43,34 |
| Portugal | 15 | 48 | 220,00 | 28 | 281 | 913,25 |
| Greece | 22 | 372 | 1 590,91 | 7 | 4 435 | 61 931,54 |
| Poland | 0 | 550 | - | 0 | 3 938 | - |
| Bulgaria | 2 040 | 0 | -100,00 | 1 384 | 0 | -100,00 |
| Croatia | 0 | 200 | - | 0 | 554 | - |
| Malta | 20 | 0 | -100,00 | 334 | 0 | -100,00 |
| Czech Republic | 60 | 0 | -100,00 | 91 | 0 | -100,00 |
| Russia Federation | 257 | 0 | -100,00 | 1 458 | 0 | -100,00 |
| ALAT DAPUR DARI KAYU, ROTAN DAN BAMBU | | | | | | |
| | 685 191 | 927 042 | 35,30 | 5 737 171 | 2 568 390 | -55,23 |
| Japan | 111 578 | 150 920 | 35,26 | 3 861 290 | 575 372 | -85,10 |
| Hongkong | 1 366 | 310 | -77,29 | 6 894 | 1 860 | -73,02 |
| Korea, Republic Of | 44 677 | 48 911 | 9,48 | 97 485 | 116 272 | 19,27 |
| Taiwan | 214 344 | 259 044 | 20,85 | 781 258 | 637 401 | -18,41 |
| China | 855 | 90 | -89,47 | 1 218 | 2 223 | 82,50 |
| Thailand | 66 | 0 | -100,00 | 139 | 0 | -100,00 |
| Singapore | 2 806 | 799 | -71,52 | 5 349 | 3 521 | -34,16 |
| Malaysia | 2 729 | 15 165 | 455,70 | 4 446 | 10 824 | 143,43 |
| Vietnam | 2 390 | 0 | -100,00 | 14 695 | 0 | -100,00 |
| India | 600 | 520 | -13,33 | 720 | 1 164 | 61,68 |
| Sri Lanka | 320 | 0 | -100,00 | 600 | 0 | -100,00 |
| Iran (Islamic Republic Of) | 0 | 250 | - | 0 | 769 | - |

**TABEL 6. PERKEMBANGAN EKSPOR INDONESIA MENURUT KOMODITI DAN NEGARA TUJUAN
JANUARI-FEBRUARI 2016 DAN 2017**

| KOMODITI / NEGARA TUJUAN | BERAT BERSIH (KG) | | PERUB | NILAI FOB (US \$) | | PERUB |
|--|-------------------|----------------|---------------|-------------------|------------------|---------------|
| | JAN-FEB 2016 | JAN-FEB 2017 | % | JAN-FEB 2016 | JAN-FEB 2017 | % |
| (1) | (2) | (3) | (4) | (5) | (6) | (7) |
| Saudi Arabia | 13 653 | 0 | -100,00 | 83 656 | 0 | -100,00 |
| Israel | 1 660 | 250 | -84,95 | 1 295 | 1 540 | 18,92 |
| Kuwait | 3 202 | 0 | -100,00 | 19 198 | 0 | -100,00 |
| United Arab Emirates | 962 | 228 | -76,35 | 1 087 | 1 103 | 1,41 |
| Morocco | 0 | 176 | - | 0 | 392 | - |
| South Africa | 0 | 554 | - | 0 | 3 540 | - |
| Mauritius | 667 | 221 | -66,86 | 2 924 | 355 | -87,86 |
| Australia | 11 573 | 6 137 | -46,97 | 42 520 | 21 184 | -50,18 |
| New Caledonia | 0 | 81 | - | 0 | 1 012 | - |
| United States | 89 766 | 137 125 | 52,76 | 255 549 | 456 544 | 78,65 |
| Canada | 700 | 82 | -88,29 | 1 302 | 243 | -81,35 |
| Mexico | 0 | 918 | - | 0 | 688 | - |
| Chile | 8 | 0 | -100,00 | 9 | 0 | -100,00 |
| Argentina | 0 | 7 830 | - | 0 | 8 720 | - |
| Brazil | 0 | 1 200 | - | 0 | 462 | - |
| Martinique | 0 | 35 | - | 0 | 244 | - |
| Guadeloupe | 0 | 290 | - | 0 | 826 | - |
| United Kingdom | 14 562 | 20 924 | 43,69 | 39 611 | 44 095 | 11,32 |
| Netherlands | 79 433 | 95 367 | 20,06 | 147 040 | 177 307 | 20,58 |
| France | 14 290 | 27 965 | 95,69 | 94 071 | 108 501 | 15,34 |
| Germany, Fed. Rep. Of | 27 861 | 109 704 | 293,76 | 73 817 | 207 340 | 180,88 |
| Austria | 0 | 150 | - | 0 | 60 | - |
| Belgium | 37 918 | 15 500 | -59,12 | 182 693 | 95 616 | -47,66 |
| Denmark | 2 982 | 9 843 | 230,11 | 8 597 | 33 184 | 285,98 |
| Norway | 95 | 692 | 628,16 | 278 | 7 012 | 2 422,22 |
| Italy | 786 | 3 200 | 307,16 | 4 724 | 11 378 | 140,88 |
| Spain | 2 338 | 4 448 | 90,26 | 3 732 | 18 038 | 383,28 |
| Portugal | 825 | 19 | -97,72 | 479 | 315 | -34,13 |
| Greece | 0 | 265 | - | 0 | 1 154 | - |
| Poland | 180 | 5 676 | 3 053,17 | 492 | 12 027 | 2 344,55 |
| Albania | 0 | 512 | - | 0 | 519 | - |
| Estonia | 0 | 15 | - | 0 | 228 | - |
| Slovenia | 0 | 1 529 | - | 0 | 5 201 | - |
| Russia Federation | 0 | 99 | - | 0 | 156 | - |
| WADAH DARI KAYU | 690 831 | 900 149 | 30,30 | 1 077 840 | 1 201 249 | 11,45 |
| Japan | 367 009 | 226 869 | -38,18 | 476 049 | 295 181 | -37,99 |
| Hongkong | 18 | 37 | 105,56 | 58 | 168 | 190,28 |
| Korea, Republic Of | 32 257 | 26 430 | -18,06 | 40 514 | 39 261 | -3,09 |
| Taiwan | 221 257 | 132 212 | -40,25 | 412 059 | 262 632 | -36,26 |
| China | 0 | 28 705 | - | 0 | 37 552 | - |
| Papua New Guinea | 0 | 440 | - | 0 | 2 875 | - |
| Singapore | 5 477 | 14 343 | 161,88 | 1 031 | 2 870 | 178,22 |
| Philippines | 0 | 2 000 | - | 0 | 309 | - |
| Malaysia | 0 | 838 | - | 0 | 814 | - |
| India | 0 | 60 | - | 0 | 100 | - |
| Iraq | 0 | 106 930 | - | 0 | 21 486 | - |
| Saudi Arabia | 10 | 28 000 | 279 900,00 | 111 | 19 600 | 17 557,66 |
| Israel | 0 | 1 399 | - | 0 | 2 409 | - |
| Kuwait | 0 | 20 000 | - | 0 | 24 555 | - |
| Lebanon | 0 | 24 600 | - | 0 | 24 960 | - |
| Oman | 0 | 54 500 | - | 0 | 38 150 | - |
| United Arab Emirates | 0 | 34 924 | - | 0 | 17 300 | - |
| South Africa | 0 | 60 | - | 0 | 448 | - |
| Australia | 446 | 3 525 | 690,46 | 1 504 | 16 837 | 1 019,40 |
| New Caledonia | 0 | 20 | - | 0 | 292 | - |
| East Timor | 40 | 0 | -100,00 | 20 | 0 | -100,00 |
| United States | 110 | 11 641 | 10 530,59 | 542 | 35 370 | 6 421,30 |
| Canada | 5 600 | 0 | -100,00 | 2 080 | 0 | -100,00 |
| Chile | 100 | 0 | -100,00 | 222 | 0 | -100,00 |
| Haiti | 0 | 2 840 | - | 0 | 2 250 | - |
| United Kingdom | 9 145 | 38 447 | 320,41 | 4 370 | 40 465 | 825,93 |
| Netherlands | 13 412 | 77 148 | 475,21 | 21 466 | 113 388 | 428,23 |
| France | 0 | 113 | - | 0 | 86 | - |
| Germany, Fed. Rep. Of | 0 | 15 942 | - | 0 | 31 273 | - |
| Belgium | 0 | 196 | - | 0 | 1 696 | - |
| Sweden | 24 | 0 | -100,00 | 32 | 0 | -100,00 |
| Italy | 29 391 | 41 777 | 42,14 | 104 185 | 152 387 | 46,27 |
| Spain | 0 | 354 | - | 0 | 485 | - |
| Portugal | 0 | 44 | - | 0 | 17 | - |
| Greece | 0 | 1 222 | - | 0 | 3 611 | - |
| Albania | 0 | 24 | - | 0 | 250 | - |
| Lithuania | 0 | 1 759 | - | 0 | 7 452 | - |
| Czech Republic | 6 535 | 2 750 | -57,92 | 13 596 | 4 719 | -65,29 |
| BANGUNAN PRAFABRIKASI DARI KAYU | 272 945 | 126 357 | -53,71 | 369 913 | 151 522 | -59,04 |
| Taiwan | 2 100 | 0 | -100,00 | 1 964 | 0 | -100,00 |
| China | 0 | 8 624 | - | 0 | 4 500 | - |
| Malaysia | 94 994 | 15 077 | -84,13 | 53 270 | 9 933 | -81,35 |
| India | 22 015 | 16 849 | -23,47 | 38 458 | 25 362 | -34,05 |
| Oman | 1 785 | 0 | -100,00 | 1 100 | 0 | -100,00 |
| Reunion | 11 800 | 3 200 | -72,88 | 11 750 | 3 750 | -68,09 |
| South Africa | 1 150 | 850 | -26,09 | 1 200 | 2 576 | 114,67 |
| Australia | 2 900 | 4 520 | 55,86 | 8 679 | 9 605 | 10,68 |
| New Caledonia | 25 815 | 1 566 | -93,93 | 18 582 | 1 731 | -90,69 |
| United States | 0 | 14 209 | - | 0 | 22 574 | - |

TABEL 6. PERKEMBANGAN EKSPOR INDONESIA MENURUT KOMODITI DAN NEGARA TUJUAN
JANUARI-FEBRUARI 2016 DAN 2017

| KOMODITI / NEGARA TUJUAN | BERAT BERSIH (KG) | | PERUB | NILAI FOB (US \$) | | PERUB |
|---|-------------------|----------------|--------------|-------------------|------------------|---------------|
| | JAN-FEB 2016 | JAN-FEB 2017 | % | JAN-FEB 2016 | JAN-FEB 2017 | % |
| | (1) | (2) | (3) | (4) | (5) | (6) |
| Panama | 4 723 | 0 | -100,00 | 11 815 | 0 | -100,00 |
| Costa Rica | 7 432 | 0 | -100,00 | 10 398 | 0 | -100,00 |
| French Polynesia | 9 131 | 0 | -100,00 | 26 923 | 0 | -100,00 |
| Guadeloupe | 69 039 | 3 000 | -95,65 | 125 317 | 11 590 | -90,75 |
| Saint Kitts And Nevis | 0 | 40 434 | - | 0 | 37 752 | - |
| Netherlands | 0 | 2 578 | - | 0 | 850 | - |
| France | 744 | 5 320 | 615,33 | 10 975 | 9 657 | -12,01 |
| Germany, Fed. Rep. Of | 2 903 | 5 000 | 72,26 | 17 344 | 5 596 | -67,74 |
| Switzerland | 1 000 | 0 | -100,00 | 4 203 | 0 | -100,00 |
| Ireland | 8 450 | 0 | -100,00 | 14 361 | 0 | -100,00 |
| Spain | 6 965 | 5 129 | -26,37 | 13 574 | 6 046 | -55,46 |
| BARANG DARI KAYU, ROTAN, GABUS LAINNYA | 635 931 | 634 032 | -0,30 | 1 997 002 | 1 734 047 | -13,17 |
| Japan | 73 730 | 49 571 | -32,77 | 303 893 | 217 365 | -28,47 |
| Hongkong | 1 776 | 35 | -98,06 | 9 695 | 374 | -96,14 |
| Korea, Republic Of | 83 302 | 72 045 | -13,51 | 111 414 | 48 414 | -56,55 |
| Taiwan | 21 894 | 22 027 | 0,61 | 17 151 | 16 903 | -1,44 |
| China | 719 | 937 | 30,32 | 18 329 | 2 031 | -88,92 |
| Papua New Guinea | 299 | 1 549 | 418,18 | 743 | 5 586 | 652,20 |
| Thailand | 6 747 | 982 | -85,45 | 4 063 | 2 718 | -33,09 |
| Singapore | 5 258 | 5 717 | 8,73 | 11 418 | 25 129 | 120,08 |
| Philippines | 0 | 140 | - | 0 | 96 | - |
| Malaysia | 10 831 | 14 729 | 36,00 | 15 516 | 6 113 | -60,60 |
| Vietnam | 10 148 | 3 234 | -68,13 | 44 710 | 8 282 | -81,48 |
| Maldives | 303 | 388 | 28,05 | 4 305 | 4 856 | 12,80 |
| India | 234 | 4 536 | 1 834,86 | 74 | 23 900 | 32 215,22 |
| Sri Lanka | 0 | 688 | - | 0 | 6 427 | - |
| Iraq | 0 | 25 344 | - | 0 | 9 742 | - |
| Iran (Islamic Republic Of) | 37 856 | 50 800 | 34,19 | 28 468 | 38 855 | 36,49 |
| Saudi Arabia | 4 470 | 1 800 | -59,73 | 2 668 | 1 800 | -32,53 |
| Israel | 0 | 122 | - | 0 | 779 | - |
| United Arab Emirates | 27 623 | 0 | -100,00 | 25 621 | 0 | -100,00 |
| Qatar | 0 | 179 | - | 0 | 7 472 | - |
| Cyprus | 150 | 0 | -100,00 | 1 725 | 0 | -100,00 |
| Morocco | 19 500 | 0 | -100,00 | 12 400 | 0 | -100,00 |
| Algeria | 198 | 0 | -100,00 | 465 | 0 | -100,00 |
| Madagascar | 72 | 43 | -40,28 | 1 119 | 86 | -92,36 |
| Reunion | 278 | 353 | 26,98 | 736 | 487 | -33,86 |
| Mozambique | 95 | 0 | -100,00 | 164 | 0 | -100,00 |
| Cameroon | 0 | 18 | - | 0 | 8 | - |
| Nigeria | 642 | 0 | -100,00 | 1 375 | 0 | -100,00 |
| Seychelles | 846 | 100 | -88,18 | 1 984 | 697 | -64,86 |
| South Africa | 741 | 1 595 | 115,25 | 1 381 | 4 499 | 225,81 |
| Mauritius | 583 | 262 | -55,06 | 1 274 | 3 363 | 163,89 |
| Mayotte | 435 | 0 | -100,00 | 1 028 | 0 | -100,00 |
| Australia | 58 091 | 52 933 | -8,88 | 61 524 | 69 988 | 13,76 |
| New Zealand | 1 330 | 1 645 | 23,62 | 6 477 | 9 609 | 48,37 |
| Guam | 211 | 225 | 6,64 | 931 | 1 852 | 99,01 |
| Palau | 0 | 30 | - | 0 | 1 565 | - |
| New Caledonia | 6 765 | 49 | -99,28 | 3 666 | 228 | -93,78 |
| Vanuatu | 50 | 0 | -100,00 | 252 | 0 | -100,00 |
| Wallis And Futuna Islands | 0 | 11 | - | 0 | 104 | - |
| Cook Islands | 0 | 321 | - | 0 | 2 091 | - |
| Fiji | 306 | 166 | -45,64 | 5 736 | 205 | -96,43 |
| East Timor | 16 721 | 3 242 | -80,61 | 12 510 | 6 379 | -49,01 |
| United States | 168 915 | 212 767 | 25,96 | 863 763 | 728 153 | -15,70 |
| Canada | 0 | 24 736 | - | 0 | 58 911 | - |
| Mexico | 1 849 | 578 | -68,74 | 8 509 | 1 444 | -83,03 |
| Panama | 0 | 405 | - | 0 | 2 493 | - |
| Suriname | 0 | 20 | - | 0 | 125 | - |
| Chile | 193 | 0 | -100,00 | 101 | 0 | -100,00 |
| Brazil | 40 | 11 300 | 28 150,00 | 59 | 33 216 | 56 141,11 |
| Uruguay | 0 | 350 | - | 0 | 350 | - |
| Jamaica | 1 854 | 0 | -100,00 | 7 052 | 0 | -100,00 |
| Dominican Republic | 870 | 62 | -92,84 | 1 671 | 95 | -94,31 |
| Costa Rica | 0 | 72 | - | 0 | 921 | - |
| French Guiana | 0 | 135 | - | 0 | 432 | - |
| French Polynesia | 44 | 7 | -84,09 | 133 | 235 | 77,07 |
| Martinique | 3 074 | 1 287 | -58,13 | 2 544 | 3 068 | 20,60 |
| Turks And Caicos Islands | 0 | 4 554 | - | 0 | 40 933 | - |
| Guadeloupe | 170 | 0 | -100,00 | 1 332 | 0 | -100,00 |
| Virgin Islands (British) | 0 | 222 | - | 0 | 2 964 | - |
| U.S. Virgin Islands | 520 | 0 | -100,00 | 381 | 0 | -100,00 |
| United Kingdom | 3 506 | 1 905 | -45,67 | 5 569 | 16 564 | 197,41 |
| Netherlands | 5 006 | 4 961 | -0,90 | 33 162 | 54 242 | 63,57 |
| France | 8 407 | 12 732 | 51,44 | 40 242 | 85 579 | 112,66 |
| Germany, Fed. Rep. Of | 22 791 | 16 351 | -28,26 | 109 849 | 58 172 | -47,04 |
| Belgium | 1 127 | 5 458 | 384,30 | 16 454 | 32 118 | 95,19 |
| Switzerland | 93 | 50 | -46,42 | 1 139 | 27 | -97,64 |
| Denmark | 1 318 | 3 967 | 201,01 | 3 685 | 12 267 | 232,89 |
| Norway | 81 | 0 | -100,00 | 552 | 0 | -100,00 |
| Sweden | 857 | 51 | -94,05 | 6 893 | 200 | -97,10 |
| Finland | 0 | 40 | - | 0 | 350 | - |
| Italy | 5 961 | 6 154 | 3,24 | 82 157 | 19 723 | -75,99 |
| Spain | 13 678 | 7 770 | -43,19 | 83 016 | 37 731 | -54,55 |
| Portugal | 5 | 2 | -60,00 | 6 | 2 | -73,02 |

**TABEL 6. PERKEMBANGAN EKSPOR INDONESIA MENURUT KOMODITI DAN NEGARA TUJUAN
JANUARI-FEBRUARI 2016 DAN 2017**

| KOMODITI / NEGARA TUJUAN | BERAT BERSIH (KG) | | PERUB | NILAI FOB (US \$) | | PERUB |
|----------------------------|--------------------|--------------------|--------------|--------------------|--------------------|--------------|
| | JAN-FEB 2016 | JAN-FEB 2017 | % | JAN-FEB 2016 | JAN-FEB 2017 | % |
| | (1) | (2) | (3) | (4) | (5) | (6) |
| Iceland | 420 | 0 | -100,00 | 540 | 0 | -100,00 |
| Greece | 2 737 | 2 203 | -19,52 | 14 983 | 15 539 | 3,71 |
| Poland | 180 | 0 | -100,00 | 166 | 0 | -100,00 |
| Slovenia | 5 | 0 | -100,00 | 6 | 0 | -100,00 |
| Russia Federation | 26 | 0 | -100,00 | 226 | 0 | -100,00 |
| Serbia | 0 | 80 | - | 0 | 190 | - |
| BUBUR KERTAS (PULP) | 551 375 739 | 571 915 080 | 3,73 | 269 527 035 | 262 031 878 | -2,78 |
| Japan | 11 284 632 | 15 009 997 | 33,01 | 5 494 216 | 6 826 260 | 24,24 |
| Hongkong | 0 | 8 | - | 0 | 12 905 | - |
| Korea, Republic Of | 56 162 310 | 54 227 626 | -3,44 | 26 494 620 | 24 465 145 | -7,66 |
| Taiwan | 5 094 386 | 4 556 392 | -10,56 | 2 496 486 | 2 149 095 | -13,92 |
| China | 357 578 256 | 395 492 092 | 10,60 | 176 974 665 | 182 482 229 | 3,11 |
| Thailand | 5 996 269 | 2 013 979 | -66,41 | 2 991 263 | 882 489 | -70,50 |
| Philippines | 401 695 | 903 386 | 124,89 | 188 797 | 393 477 | 108,41 |
| Malaysia | 530 250 | 1 213 943 | 128,94 | 286 881 | 568 588 | 98,20 |
| Myanmar | 0 | 2 504 | - | 0 | 228 | - |
| Vietnam | 6 874 528 | 5 119 618 | -25,53 | 3 254 412 | 2 200 531 | -32,38 |
| India | 25 862 201 | 28 855 978 | 11,58 | 12 462 462 | 13 172 506 | 5,70 |
| Pakistan | 2 698 352 | 1 850 865 | -31,41 | 1 271 334 | 846 217 | -33,44 |
| Bangladesh | 47 326 759 | 48 969 122 | 3,47 | 22 572 383 | 21 955 138 | -2,73 |
| Iran (Islamic Republic Of) | 692 378 | 1 998 838 | 188,69 | 322 446 | 879 489 | 172,76 |
| Saudi Arabia | 2 980 080 | 6 536 195 | 119,33 | 1 400 638 | 2 897 098 | 106,84 |
| Kuwait | 1 606 847 | 0 | -100,00 | 749 793 | 0 | -100,00 |
| Lebanon | 1 515 505 | 0 | -100,00 | 712 287 | 0 | -100,00 |
| Turkey | 0 | 260 885 | - | 0 | 114 789 | - |
| United Arab Emirates | 6 921 904 | 2 810 529 | -59,40 | 3 349 711 | 1 236 633 | -63,08 |
| Qatar | 0 | 4 725 | - | 0 | 22 104 | - |
| Egypt | 4 666 496 | 1 783 678 | -61,78 | 2 196 144 | 784 818 | -64,26 |
| Djibouti | 1 193 543 | 0 | -100,00 | 549 030 | 0 | -100,00 |
| Australia | 900 624 | 208 | -99,98 | 502 638 | 308 | -99,94 |
| United Kingdom | 0 | 144 000 | - | 0 | 71 206 | - |
| Netherlands | 2 010 535 | 0 | -100,00 | 944 951 | 0 | -100,00 |
| Germany, Fed. Rep. Of | 162 | 0 | -100,00 | 160 | 0 | -100,00 |
| Sweden | 6 109 | 0 | -100,00 | 2 810 | 0 | -100,00 |
| Italy | 8 046 927 | 160 512 | -98,01 | 3 772 048 | 70 625 | -98,13 |
| Spain | 22 054 | 0 | -100,00 | 65 479 | 0 | -100,00 |
| Greece | 1 002 937 | 0 | -100,00 | 471 380 | 0 | -100,00 |
| KERTAS TISSUE | 100 362 637 | 96 781 881 | -3,57 | 119 785 417 | 112 151 995 | -6,37 |
| Japan | 4 542 691 | 6 760 150 | 48,81 | 6 485 391 | 9 267 001 | 42,89 |
| Hongkong | 236 055 | 260 426 | 10,32 | 347 296 | 354 427 | 2,05 |
| Korea, Dem. People'S Rep. | 12 020 | 0 | -100,00 | 23 548 | 0 | -100,00 |
| Korea, Republic Of | 4 696 766 | 8 174 765 | 74,05 | 4 915 232 | 8 257 067 | 67,99 |
| Taiwan | 6 260 571 | 7 376 851 | 17,83 | 6 463 640 | 6 992 462 | 8,18 |
| China | 893 447 | 904 005 | 1,18 | 1 665 973 | 1 209 096 | -27,42 |
| Papua New Guinea | 172 407 | 74 656 | -56,70 | 330 450 | 193 295 | -41,51 |
| Thailand | 6 492 846 | 5 131 463 | -20,97 | 8 471 037 | 6 643 718 | -21,57 |
| Singapore | 1 028 628 | 986 351 | -4,11 | 2 738 955 | 2 754 803 | 0,58 |
| Philippines | 5 083 083 | 6 450 829 | 26,91 | 6 186 207 | 7 410 778 | 19,80 |
| Malaysia | 6 449 293 | 6 264 867 | -2,86 | 9 157 757 | 9 101 063 | -0,62 |
| Myanmar | 356 036 | 499 404 | 40,27 | 459 696 | 591 120 | 28,59 |
| Cambodia | 553 780 | 846 192 | 52,80 | 591 504 | 934 960 | 58,06 |
| Brunei Darussalam | 33 154 | 60 927 | 83,77 | 98 389 | 165 211 | 67,92 |
| Nepal | 1 590 | 0 | -100,00 | 2 920 | 0 | -100,00 |
| Vietnam | 1 663 743 | 1 622 960 | -2,45 | 2 406 800 | 2 856 058 | 18,67 |
| Maldives | 870 | 6 239 | 616,94 | 3 612 | 14 080 | 289,82 |
| India | 1 316 609 | 586 033 | -55,49 | 1 687 800 | 825 810 | -51,07 |
| Pakistan | 643 963 | 330 547 | -48,67 | 901 287 | 457 814 | -49,20 |
| Bangladesh | 83 992 | 219 562 | 161,41 | 95 258 | 298 433 | 213,29 |
| Sri Lanka | 289 852 | 452 546 | 56,13 | 349 108 | 462 408 | 32,45 |
| Iraq | 686 | 0 | -100,00 | 1 573 | 0 | -100,00 |
| Iran (Islamic Republic Of) | 73 370 | 74 118 | 1,02 | 124 067 | 119 898 | -3,36 |
| Saudi Arabia | 1 544 958 | 1 647 026 | 6,61 | 1 759 507 | 1 809 006 | 2,81 |
| Israel | 257 | 518 | 101,56 | 8 145 | 22 794 | 179,86 |
| Kuwait | 725 959 | 89 300 | -87,70 | 755 977 | 129 743 | -82,84 |
| Jordan | 527 879 | 834 229 | 58,03 | 534 550 | 736 600 | 37,80 |
| Lebanon | 115 | 0 | -100,00 | 354 | 0 | -100,00 |
| Yemen | 1 003 101 | 1 838 729 | 83,30 | 944 901 | 1 607 679 | 70,14 |
| Oman | 218 702 | 244 636 | 11,86 | 236 628 | 233 409 | -1,36 |
| Turkey | 38 123 | 65 736 | 72,43 | 38 468 | 89 950 | 133,83 |
| United Arab Emirates | 1 380 425 | 2 223 046 | 61,04 | 1 557 329 | 2 443 604 | 56,91 |
| Qatar | 85 453 | 513 985 | 501,48 | 180 891 | 574 420 | 217,55 |
| Bahrain | 317 178 | 498 379 | 57,13 | 328 394 | 494 753 | 50,66 |
| Egypt | 386 799 | 720 469 | 86,26 | 437 102 | 934 690 | 113,84 |
| Libyan Arab Jamahiriya | 0 | 3 058 | - | 0 | 5 383 | - |
| Morocco | 21 | 2 455 | 11 635,18 | 292 | 5 580 | 1 809,00 |
| Sudan | 0 | 7 200 | - | 0 | 12 240 | - |
| Ethiopia | 48 025 | 0 | -100,00 | 55 709 | 0 | -100,00 |
| Tanzania, United Rep. Of | 33 767 | 37 590 | 11,32 | 42 912 | 43 120 | 0,48 |
| Madagascar | 54 716 | 56 068 | 2,47 | 66 878 | 99 311 | 48,50 |
| Kenya | 342 406 | 138 293 | -59,61 | 775 206 | 141 007 | -81,81 |
| Reunion | 43 859 | 29 448 | -32,86 | 72 559 | 45 394 | -37,44 |
| Togo | 102 316 | 8 | -99,99 | 97 200 | 12 | -99,99 |
| Ghana | 221 806 | 118 418 | -46,61 | 212 730 | 106 576 | -49,90 |
| Angola | 70 588 | 0 | -100,00 | 58 891 | 0 | -100,00 |
| Congo | 70 944 | 138 782 | 95,62 | 69 525 | 137 584 | 97,89 |

TABEL 6. PERKEMBANGAN EKSPOR INDONESIA MENURUT KOMODITI DAN NEGARA TUJUAN
JANUARI-FEBRUARI 2016 DAN 2017

| KOMODITI / NEGARA TUJUAN | BERAT BERSIH (KG) | | PERUB | NILAI FOB (US \$) | | PERUB |
|----------------------------|-------------------|-------------------|---------------|-------------------|-------------------|---------------|
| | JAN-FEB 2016 | JAN-FEB 2017 | % | JAN-FEB 2016 | JAN-FEB 2017 | % |
| | (1) | (2) | (3) | (4) | (5) | (6) |
| Nigeria | 173 902 | 226 673 | 30,35 | 184 642 | 214 405 | 16,12 |
| Gabon | 50 830 | 0 | -100,00 | 46 747 | 0 | -100,00 |
| Cote D'Ivoire | 523 544 | 644 654 | 23,13 | 490 118 | 580 189 | 18,38 |
| Senegal | 15 159 | 13 077 | -13,73 | 18 869 | 16 281 | -13,72 |
| Gambia | 1 431 | 0 | -100,00 | 2 571 | 0 | -100,00 |
| Uganda | 55 311 | 210 479 | 280,54 | 68 033 | 670 942 | 886,21 |
| Djibouti | 149 874 | 99 384 | -33,69 | 172 857 | 107 335 | -37,91 |
| South Africa | 314 466 | 248 481 | -20,98 | 503 443 | 240 125 | -52,30 |
| Mauritius | 564 427 | 490 164 | -13,16 | 676 959 | 581 138 | -14,15 |
| Mayotte | 0 | 5 514 | - | 0 | 11 826 | - |
| Australia | 8 681 848 | 7 848 098 | -9,60 | 10 936 947 | 9 799 443 | -10,40 |
| New Zealand | 2 797 670 | 3 410 401 | 21,90 | 3 263 433 | 3 281 196 | 0,54 |
| Guam | 13 366 | 22 323 | 67,01 | 26 028 | 43 450 | 66,93 |
| New Caledonia | 392 435 | 224 447 | -42,81 | 455 413 | 247 111 | -45,74 |
| Vanuatu | 9 565 | 2 310 | -75,85 | 28 584 | 13 749 | -51,90 |
| Cook Islands | 764 | 0 | -100,00 | 5 525 | 0 | -100,00 |
| Fiji | 0 | 8 486 | - | 0 | 13 913 | - |
| Kiribati | 8 260 | 11 673 | 41,32 | 25 111 | 36 802 | 46,56 |
| Samoa | 16 929 | 7 162 | -57,70 | 21 873 | 9 382 | -57,11 |
| Solomon Islands | 7 537 | 6 669 | -11,51 | 24 427 | 19 466 | -20,31 |
| Tonga | 833 | 216 | -74,05 | 5 702 | 1 560 | -72,64 |
| East Timor | 155 851 | 141 472 | -9,23 | 314 999 | 276 805 | -12,13 |
| United States | 23 480 901 | 16 668 744 | -29,01 | 25 939 700 | 17 658 638 | -31,92 |
| Canada | 1 092 664 | 59 914 | -94,52 | 1 237 873 | 112 093 | -90,94 |
| Mexico | 558 600 | 267 597 | -52,10 | 711 270 | 412 735 | -41,97 |
| Guatemala | 554 324 | 775 847 | 39,96 | 490 636 | 636 529 | 29,74 |
| Panama | 297 928 | 0 | -100,00 | 295 997 | 0 | -100,00 |
| Suriname | 0 | 1 605 | - | 0 | 4 430 | - |
| Chile | 251 633 | 31 572 | -87,45 | 259 520 | 31 229 | -87,97 |
| Brazil | 34 663 | 91 475 | 163,90 | 52 688 | 148 502 | 181,85 |
| Colombia | 47 779 | 40 453 | -15,33 | 78 960 | 56 830 | -28,03 |
| Ecuador | 89 201 | 316 387 | 254,69 | 103 672 | 310 690 | 199,68 |
| Peru | 22 739 | 0 | -100,00 | 23 307 | 0 | -100,00 |
| Trinidad And Tobago | 912 513 | 221 466 | -75,73 | 923 419 | 215 267 | -76,69 |
| Jamaica | 327 690 | 0 | -100,00 | 327 511 | 0 | -100,00 |
| Dominican Republic | 559 992 | 1 021 730 | 82,45 | 538 647 | 874 089 | 62,27 |
| El Salvador | 220 000 | 0 | -100,00 | 198 000 | 0 | -100,00 |
| Costa Rica | 17 040 | 48 000 | 181,69 | 40 470 | 114 000 | 181,69 |
| French Polynesia | 341 101 | 361 992 | 6,12 | 411 354 | 408 274 | -0,75 |
| Guadeloupe | 0 | 2 111 | - | 0 | 6 260 | - |
| United Kingdom | 3 129 534 | 2 898 183 | -7,39 | 3 033 120 | 2 474 190 | -18,43 |
| Netherlands | 25 664 | 22 815 | -11,10 | 295 642 | 463 732 | 56,86 |
| France | 0 | 9 186 | - | 0 | 26 203 | - |
| Germany, Fed. Rep. Of | 24 597 | 11 947 | -51,43 | 73 409 | 49 704 | -32,29 |
| Belgium | 0 | 3 | - | 0 | 20 | - |
| Switzerland | 551 | 0 | -100,00 | 4 680 | 0 | -100,00 |
| Denmark | 2 537 | 4 291 | 69,14 | 57 261 | 112 470 | 96,42 |
| Ireland | 15 563 | 0 | -100,00 | 14 162 | 0 | -100,00 |
| Italy | 50 | 0 | -100,00 | 47 | 0 | -100,00 |
| Spain | 0 | 2 476 | - | 0 | 5 961 | - |
| Hungary | 0 | 2 242 456 | - | 0 | 1 704 267 | - |
| Poland | 1 127 157 | 533 973 | -52,63 | 1 084 304 | 438 715 | -59,54 |
| Kazakhstan | 0 | 22 534 | - | 0 | 72 192 | - |
| Ukraine | 535 601 | 454 353 | -15,17 | 604 332 | 469 175 | -22,36 |
| Georgia | 12 511 | 15 129 | 20,93 | 15 138 | 22 550 | 48,96 |
| Croatia | 4 643 250 | 736 164 | -84,15 | 3 956 367 | 567 860 | -85,65 |
| Czech Republic | 0 | 115 | - | 0 | 120 | - |
| Montenegro | 0 | 7 415 | - | 0 | 7 793 | - |
| KERTAS KHUSUS | 82 587 544 | 71 266 343 | -13,71 | 64 460 837 | 55 156 185 | -14,43 |
| Japan | 275 080 | 479 525 | 74,32 | 195 204 | 342 731 | 75,58 |
| Hongkong | 178 761 | 301 427 | 68,62 | 138 262 | 257 928 | 86,55 |
| Korea, Republic Of | 533 332 | 433 373 | -18,74 | 527 510 | 472 016 | -10,52 |
| Taiwan | 1 328 470 | 1 631 559 | 22,81 | 1 265 688 | 1 196 030 | -5,50 |
| China | 2 479 870 | 2 077 152 | -16,24 | 2 983 830 | 2 422 707 | -18,81 |
| Papua New Guinea | 0 | 198 | - | 0 | 228 | - |
| Thailand | 5 822 777 | 5 769 165 | -0,92 | 4 887 392 | 4 708 093 | -3,67 |
| Singapore | 1 792 282 | 715 399 | -60,08 | 1 772 476 | 634 317 | -64,21 |
| Philippines | 1 021 682 | 293 388 | -71,28 | 816 758 | 343 100 | -57,99 |
| Malaysia | 6 023 732 | 4 896 880 | -18,71 | 4 447 492 | 4 008 646 | -9,87 |
| Myanmar | 914 643 | 1 775 694 | 94,14 | 519 108 | 959 722 | 84,88 |
| Cambodia | 744 731 | 244 767 | -67,13 | 617 945 | 191 140 | -69,07 |
| Vietnam | 14 577 770 | 16 548 745 | 13,52 | 9 342 247 | 11 526 743 | 23,38 |
| India | 7 110 556 | 6 140 393 | -13,64 | 6 864 723 | 5 835 689 | -14,99 |
| Pakistan | 8 440 969 | 6 737 352 | -20,18 | 5 635 654 | 4 533 528 | -19,56 |
| Bangladesh | 7 334 401 | 5 567 475 | -24,09 | 5 091 095 | 3 860 110 | -24,18 |
| Sri Lanka | 2 014 577 | 1 311 957 | -34,88 | 1 341 385 | 911 336 | -32,06 |
| Iran (Islamic Republic Of) | 0 | 86 839 | - | 0 | 155 799 | - |
| Saudi Arabia | 751 565 | 443 919 | -40,93 | 756 216 | 324 172 | -57,13 |
| Israel | 217 008 | 288 654 | 33,02 | 166 125 | 215 219 | 29,55 |
| Kuwait | 72 473 | 142 861 | 97,12 | 60 602 | 104 202 | 71,95 |
| Jordan | 0 | 39 692 | - | 0 | 47 365 | - |
| Lebanon | 47 535 | 16 675 | -64,92 | 46 398 | 24 123 | -48,01 |
| Yemen | 13 165 | 34 510 | 162,13 | 13 470 | 19 276 | 43,10 |
| Turkey | 376 141 | 132 106 | -64,88 | 285 870 | 127 586 | -55,37 |
| United Arab Emirates | 546 257 | 770 103 | 40,98 | 389 449 | 598 091 | 53,57 |
| Qatar | 63 000 | 0 | -100,00 | 43 985 | 0 | -100,00 |

**TABEL 6. PERKEMBANGAN EKSPOR INDONESIA MENURUT KOMODITI DAN NEGARA TUJUAN
JANUARI-FEBRUARI 2016 DAN 2017**

| KOMODITI / NEGARA TUJUAN | BERAT BERSIH (KG) | | PERUB | NILAI FOB (US \$) | | PERUB |
|--|-------------------|-------------------|--------------|-------------------|-------------------|-------------|
| | JAN-FEB 2016 | JAN-FEB 2017 | % | JAN-FEB 2016 | JAN-FEB 2017 | % |
| | (1) | (2) | (3) | (4) | (5) | (6) |
| Bahrain | 15 170 | 18 491 | 21,89 | 10 195 | 12 729 | 24,86 |
| Egypt | 845 308 | 0 | -100,00 | 575 116 | 0 | -100,00 |
| Tunisia | 24 272 | 44 872 | 84,87 | 22 456 | 36 287 | 61,59 |
| Ethiopia | 231 434 | 0 | -100,00 | 171 833 | 0 | -100,00 |
| Tanzania, United Rep. Of | 37 994 | 53 489 | 40,78 | 33 746 | 47 692 | 41,33 |
| Madagascar | 20 592 | 0 | -100,00 | 17 471 | 0 | -100,00 |
| Kenya | 0 | 87 841 | - | 0 | 58 257 | - |
| Reunion | 8 145 | 36 625 | 349,67 | 6 682 | 26 277 | 293,26 |
| Mozambique | 64 914 | 93 633 | 44,24 | 44 620 | 63 833 | 43,06 |
| Togo | 38 340 | 40 092 | 4,57 | 39 710 | 38 087 | -4,09 |
| Ghana | 40 603 | 135 256 | 233,12 | 28 520 | 100 348 | 251,86 |
| Angola | 0 | 25 256 | - | 0 | 18 115 | - |
| Congo | 21 112 | 0 | -100,00 | 14 145 | 0 | -100,00 |
| Cameroon | 0 | 40 732 | - | 0 | 32 129 | - |
| Nigeria | 2 536 783 | 4 187 756 | 65,08 | 1 905 925 | 2 694 035 | 41,35 |
| Sierra Leone | 57 935 | 0 | -100,00 | 40 720 | 0 | -100,00 |
| Senegal | 0 | 19 870 | - | 0 | 18 877 | - |
| Benin | 17 238 | 0 | -100,00 | 17 410 | 0 | -100,00 |
| Djibouti | 69 972 | 294 763 | 321,26 | 35 686 | 156 004 | 337,16 |
| South Africa | 205 593 | 189 163 | -7,99 | 235 095 | 183 178 | -22,08 |
| Mauritius | 200 174 | 72 277 | -63,89 | 180 080 | 57 836 | -67,88 |
| Democratic Rep. Of The Congo | 39 690 | 0 | -100,00 | 28 577 | 0 | -100,00 |
| Australia | 928 721 | 649 557 | -30,06 | 994 616 | 760 244 | -23,56 |
| New Zealand | 166 552 | 6 979 | -95,81 | 181 512 | 18 583 | -89,76 |
| East Timor | 118 | 0 | -100,00 | 48 | 0 | -100,00 |
| United States | 2 047 081 | 591 390 | -71,11 | 1 823 621 | 687 608 | -62,29 |
| Canada | 24 045 | 23 862 | -0,76 | 16 110 | 16 379 | 1,67 |
| Mexico | 67 708 | 518 686 | 666,06 | 47 255 | 432 097 | 814,40 |
| Guatemala | 413 976 | 150 156 | -63,73 | 273 219 | 98 166 | -64,07 |
| Honduras | 114 670 | 87 795 | -23,44 | 86 565 | 82 044 | -5,22 |
| Nicaragua | 140 622 | 45 966 | -67,31 | 92 020 | 30 131 | -67,26 |
| Panama | 20 884 | 24 062 | 15,22 | 13 642 | 15 772 | 15,61 |
| Cuba | 0 | 96 768 | - | 0 | 81 144 | - |
| Chile | 19 681 | 359 677 | 1 727,56 | 30 416 | 252 760 | 731,00 |
| Argentina | 496 683 | 125 104 | -74,81 | 359 399 | 94 349 | -73,75 |
| Brazil | 587 658 | 96 618 | -83,56 | 393 790 | 57 914 | -85,29 |
| Uruguay | 24 210 | 46 874 | 93,62 | 17 856 | 31 226 | 74,87 |
| Paraguay | 19 422 | 0 | -100,00 | 15 355 | 0 | -100,00 |
| Ecuador | 469 014 | 609 718 | 30,00 | 306 124 | 403 852 | 31,92 |
| Peru | 1 309 737 | 529 595 | -59,56 | 952 595 | 344 718 | -63,81 |
| Trinidad And Tobago | 0 | 31 678 | - | 0 | 20 733 | - |
| Jamaica | 0 | 42 043 | - | 0 | 38 219 | - |
| Dominican Republic | 119 702 | 170 109 | 42,11 | 78 423 | 121 215 | 54,57 |
| El Salvador | 249 912 | 47 882 | -80,84 | 164 880 | 30 856 | -81,29 |
| Costa Rica | 151 572 | 189 933 | 25,31 | 106 846 | 125 019 | 17,01 |
| Barbados | 2 012 | 0 | -100,00 | 2 215 | 0 | -100,00 |
| United Kingdom | 431 139 | 84 358 | -80,43 | 339 445 | 75 356 | -77,80 |
| France | 144 245 | 134 704 | -6,61 | 135 124 | 122 080 | -9,65 |
| Germany, Fed. Rep. Of | 551 901 | 143 661 | -73,97 | 436 594 | 129 946 | -70,24 |
| Belgium | 490 870 | 673 727 | 37,25 | 600 054 | 791 335 | 31,88 |
| Denmark | 0 | 13 395 | - | 0 | 10 381 | - |
| Finland | 142 | 0 | -100,00 | 5 | 0 | -100,00 |
| Ireland | 46 597 | 24 310 | -47,83 | 44 690 | 21 517 | -51,85 |
| Italy | 268 079 | 245 108 | -8,57 | 304 886 | 190 575 | -37,49 |
| Spain | 1 304 273 | 400 206 | -69,32 | 1 159 200 | 401 422 | -65,37 |
| Portugal | 22 035 | 47 493 | 115,54 | 17 673 | 35 082 | 98,50 |
| Greece | 841 938 | 408 442 | -51,49 | 641 079 | 284 008 | -55,70 |
| Poland | 19 741 | 19 995 | 1,29 | 28 957 | 53 977 | 86,40 |
| Romania | 193 322 | 289 593 | 49,80 | 165 586 | 233 159 | 40,81 |
| Bulgaria | 373 107 | 204 604 | -45,16 | 280 155 | 158 305 | -43,49 |
| Albania | 156 380 | 0 | -100,00 | 109 144 | 0 | -100,00 |
| Ukraine | 492 389 | 321 578 | -34,69 | 407 118 | 252 512 | -37,98 |
| Lithuania | 58 400 | 124 810 | 113,72 | 43 782 | 92 536 | 111,36 |
| Latvia | 80 596 | 0 | -100,00 | 63 637 | 0 | -100,00 |
| Estonia | 13 790 | 14 517 | 5,28 | 10 436 | 10 192 | -2,34 |
| Georgia | 87 804 | 19 446 | -77,85 | 71 279 | 19 630 | -72,46 |
| Croatia | 776 828 | 411 876 | -46,98 | 562 465 | 320 908 | -42,95 |
| Malta | 12 398 | 0 | -100,00 | 10 973 | 0 | -100,00 |
| Slovenia | 35 385 | 0 | -100,00 | 27 534 | 0 | -100,00 |
| Russia Federation | 1 656 161 | 1 020 143 | -38,40 | 1 427 644 | 846 653 | -40,70 |
| BARANG DARI KERTAS DAN PAPAN KERTAS | | | | | | |
| LAINNYA | 32 405 607 | 38 844 993 | 19,87 | 42 514 600 | 45 967 923 | 8,12 |
| Japan | 1 555 981 | 1 468 868 | -5,60 | 2 661 098 | 2 646 554 | -0,55 |
| Hongkong | 53 112 | 52 919 | -0,36 | 93 328 | 237 724 | 154,72 |
| Korea, Republic Of | 535 162 | 803 323 | 50,11 | 556 461 | 595 199 | 6,96 |
| Taiwan | 3 585 605 | 3 472 733 | -3,15 | 2 259 776 | 2 350 189 | 4,00 |
| China | 43 318 | 1 600 616 | 3 595,02 | 114 223 | 629 410 | 451,04 |
| Papua New Guinea | 212 939 | 103 122 | -51,57 | 271 068 | 190 065 | -29,88 |
| Thailand | 1 611 498 | 1 729 356 | 7,31 | 2 311 441 | 2 449 821 | 5,99 |
| Singapore | 366 746 | 2 348 723 | 540,42 | 726 494 | 945 323 | 30,12 |
| Philippines | 2 227 379 | 2 576 103 | 15,66 | 2 892 921 | 2 995 363 | 3,54 |
| Malaysia | 1 483 553 | 1 299 347 | -12,42 | 1 855 243 | 1 729 757 | -6,76 |
| Myanmar | 772 645 | 705 995 | -8,63 | 791 244 | 714 609 | -9,69 |
| Cambodia | 229 956 | 261 102 | 13,54 | 352 191 | 364 207 | 3,41 |
| Brunei Darussalam | 9 648 | 16 014 | 65,99 | 19 248 | 23 955 | 24,46 |
| Vietnam | 752 462 | 2 295 642 | 205,08 | 1 053 495 | 1 594 080 | 51,31 |

TABEL 6. PERKEMBANGAN EKSPOR INDONESIA MENURUT KOMODITI DAN NEGARA TUJUAN
JANUARI-FEBRUARI 2016 DAN 2017

| KOMODITI / NEGARA TUJUAN | BERAT BERSIH (KG) | | PERUB | NILAI FOB (US \$) | | PERUB |
|----------------------------|-------------------|--------------|----------|-------------------|--------------|----------|
| | JAN-FEB 2016 | JAN-FEB 2017 | % | JAN-FEB 2016 | JAN-FEB 2017 | % |
| | (1) | (2) | (3) | (4) | (5) | (6) |
| Maldives | 0 | 594 | - | 0 | 12 615 | - |
| India | 460 820 | 1 285 388 | 178,94 | 655 289 | 1 306 093 | 99,32 |
| Pakistan | 604 462 | 720 807 | 19,25 | 919 654 | 939 869 | 2,20 |
| Bangladesh | 22 270 | 94 439 | 324,07 | 21 895 | 136 424 | 523,07 |
| Sri Lanka | 336 103 | 390 593 | 16,21 | 435 017 | 516 877 | 18,82 |
| Iraq | 231 442 | 1 458 665 | 530,25 | 343 563 | 1 656 390 | 382,12 |
| Iran (Islamic Republic Of) | 70 249 | 224 196 | 219,14 | 100 536 | 263 416 | 162,01 |
| Saudi Arabia | 1 443 619 | 1 493 520 | 3,46 | 2 007 739 | 2 110 546 | 5,12 |
| Israel | 32 109 | 2 710 | -91,56 | 46 152 | 175 | -99,62 |
| Kuwait | 269 104 | 381 160 | 41,64 | 389 273 | 611 462 | 57,08 |
| Jordan | 38 462 | 66 009 | 71,62 | 46 662 | 91 289 | 95,64 |
| Lebanon | 48 872 | 219 514 | 349,16 | 65 246 | 297 618 | 356,15 |
| Yemen | 254 288 | 161 850 | -36,35 | 350 031 | 252 149 | -27,96 |
| Oman | 290 256 | 269 944 | -7,00 | 377 385 | 343 467 | -8,99 |
| Turkey | 2 311 974 | 1 630 698 | -29,47 | 2 635 506 | 1 721 147 | -34,69 |
| United Arab Emirates | 1 626 443 | 1 533 567 | -5,71 | 2 443 326 | 2 184 340 | -10,60 |
| Qatar | 222 056 | 119 336 | -46,26 | 336 957 | 171 099 | -49,22 |
| Bahrain | 16 177 | 171 146 | 957,93 | 26 364 | 243 114 | 822,14 |
| Cyprus | 66 678 | 33 993 | -49,02 | 105 567 | 53 181 | -49,62 |
| Egypt | 81 115 | 0 | -100,00 | 103 667 | 0 | -100,00 |
| Libyan Arab Jamahiriya | 695 685 | 499 544 | -28,19 | 674 519 | 468 911 | -30,48 |
| Morocco | 0 | 58 | - | 0 | 347 | - |
| Tunisia | 0 | 7 455 | - | 0 | 14 909 | - |
| Sudan | 31 907 | 33 911 | 6,28 | 56 480 | 38 403 | -32,01 |
| Ethiopia | 343 351 | 72 685 | -78,83 | 453 740 | 92 009 | -79,72 |
| Tanzania, United Rep. Of | 32 342 | 81 230 | 151,15 | 39 409 | 105 603 | 167,97 |
| Madagascar | 74 139 | 221 623 | 198,93 | 127 984 | 238 793 | 86,58 |
| Somalia | 100 508 | 85 307 | -15,12 | 133 836 | 114 864 | -14,18 |
| Kenya | 83 049 | 21 105 | -74,59 | 108 998 | 27 373 | -74,89 |
| Togo | 0 | 102 720 | - | 0 | 164 592 | - |
| Ghana | 92 822 | 157 610 | 69,80 | 137 175 | 253 348 | 84,69 |
| Liberia | 14 462 | 0 | -100,00 | 20 695 | 0 | -100,00 |
| Guinea | 94 530 | 28 945 | -69,38 | 88 773 | 35 929 | -59,53 |
| Congo | 491 285 | 172 541 | -64,88 | 589 383 | 162 034 | -72,51 |
| Cameroon | 4 959 | 97 757 | 1 871,23 | 10 011 | 162 187 | 1 520,11 |
| Nigeria | 293 596 | 176 910 | -39,74 | 407 112 | 236 457 | -41,92 |
| Sierra Leone | 31 426 | 291 251 | 826,78 | 55 585 | 308 423 | 454,87 |
| Gabon | 21 684 | 0 | -100,00 | 38 414 | 0 | -100,00 |
| Cote D'Ivoire | 13 804 | 211 389 | 1 431,32 | 18 808 | 288 796 | 1 435,53 |
| Senegal | 36 030 | 0 | -100,00 | 63 824 | 0 | -100,00 |
| Mauritania | 0 | 8 966 | - | 0 | 18 907 | - |
| Mali | 0 | 10 910 | - | 0 | 20 612 | - |
| Benin | 12 859 | 38 657 | 200,63 | 32 900 | 69 511 | 111,28 |
| Gambia | 31 416 | 0 | -100,00 | 49 123 | 0 | -100,00 |
| Seychelles | 1 | 0 | -100,00 | 44 | 0 | -100,00 |
| Djibouti | 256 832 | 592 694 | 130,77 | 353 035 | 769 751 | 118,04 |
| South Africa | 132 660 | 299 205 | 125,54 | 216 472 | 433 454 | 100,24 |
| Mauritius | 47 903 | 205 | -99,57 | 56 008 | 682 | -98,78 |
| Australia | 1 099 935 | 1 088 374 | -1,05 | 2 757 575 | 2 636 317 | -4,40 |
| New Zealand | 145 172 | 145 032 | -0,10 | 363 489 | 309 637 | -14,82 |
| Guam | 0 | 165 | - | 0 | 718 | - |
| New Caledonia | 139 | 6 | -95,68 | 2 207 | 6 | -99,71 |
| Vanuatu | 10 | 0 | -100,00 | 12 | 0 | -100,00 |
| Fiji | 55 276 | 46 805 | -15,32 | 111 449 | 77 554 | -30,41 |
| East Timor | 658 826 | 235 647 | -64,23 | 83 794 | 189 793 | 126,50 |
| United States | 1 694 261 | 2 343 041 | 38,29 | 2 279 021 | 3 900 325 | 71,14 |
| Canada | 143 410 | 254 189 | 77,25 | 263 947 | 408 298 | 54,69 |
| Mexico | 33 890 | 19 540 | -42,34 | 48 482 | 53 362 | 10,07 |
| Guatemala | 0 | 8 964 | - | 0 | 16 626 | - |
| Nicaragua | 0 | 41 508 | - | 0 | 56 670 | - |
| Panama | 0 | 12 493 | - | 0 | 20 082 | - |
| Cuba | 513 153 | 183 210 | -64,30 | 736 600 | 257 815 | -65,00 |
| Suriname | 0 | 10 684 | - | 0 | 20 245 | - |
| Chile | 15 206 | 166 | -98,91 | 43 657 | 1 035 | -97,63 |
| Argentina | 16 060 | 31 931 | 98,82 | 22 086 | 39 325 | 78,06 |
| Brazil | 5 | 0 | -100,00 | 5 | 0 | -100,00 |
| Colombia | 15 516 | 0 | -100,00 | 26 004 | 0 | -100,00 |
| Uruguay | 15 513 | 0 | -100,00 | 23 057 | 0 | -100,00 |
| Ecuador | 91 868 | 47 971 | -47,78 | 108 510 | 66 759 | -38,48 |
| Peru | 614 537 | 4 031 | -99,34 | 800 724 | 13 779 | -98,28 |
| Trinidad And Tobago | 0 | 13 192 | - | 0 | 22 661 | - |
| Jamaica | 0 | 3 743 | - | 0 | 36 899 | - |
| El Salvador | 48 364 | 42 756 | -11,60 | 64 820 | 52 516 | -18,98 |
| Costa Rica | 14 | 19 | 35,71 | 20 | 465 | 2 179,41 |
| Haiti | 0 | 17 021 | - | 0 | 23 344 | - |
| Antigua And Barbuda | 10 | 1 | -90,00 | 290 | 162 | -44,14 |
| Martinique | 33 685 | 0 | -100,00 | 36 258 | 0 | -100,00 |
| Netherlands Antilles | 23 | 15 | -34,78 | 675 | 458 | -32,16 |
| United Kingdom | 72 180 | 110 461 | 53,03 | 161 677 | 209 184 | 29,38 |
| Netherlands | 279 460 | 311 395 | 11,43 | 282 074 | 363 380 | 28,82 |
| France | 51 357 | 27 810 | -45,85 | 133 559 | 52 148 | -60,96 |
| Germany, Fed. Rep. Of | 126 074 | 212 785 | 68,78 | 203 417 | 550 110 | 170,43 |
| Belgium | 128 080 | 68 922 | -46,19 | 410 656 | 230 449 | -43,88 |
| Switzerland | 0 | 1 952 | - | 0 | 2 869 | - |
| Denmark | 26 539 | 29 582 | 11,47 | 97 323 | 100 415 | 3,18 |
| Norway | 1 126 | 0 | -100,00 | 3 898 | 0 | -100,00 |
| Sweden | 21 142 | 13 384 | -36,69 | 53 013 | 30 955 | -41,61 |

**TABEL 6. PERKEMBANGAN EKSPOR INDONESIA MENURUT KOMODITI DAN NEGARA TUJUAN
JANUARI-FEBRUARI 2016 DAN 2017**

| KOMODITI / NEGARA TUJUAN | BERAT BERSIH (KG) | | PERUB | NILAI FOB (US \$) | | PERUB |
|---|-------------------|-------------------|---------------|-------------------|-------------------|---------------|
| | JAN-FEB 2016 | JAN-FEB 2017 | % | JAN-FEB 2016 | JAN-FEB 2017 | % |
| | (1) | (2) | (3) | (4) | (5) | (6) |
| Finland | 1 086 | 0 | -100,00 | 2 395 | 0 | -100,00 |
| Ireland | 304 888 | 430 073 | 41,06 | 464 489 | 620 047 | 33,49 |
| Italy | 83 938 | 93 905 | 11,87 | 134 486 | 168 910 | 25,60 |
| Spain | 866 697 | 339 847 | -60,79 | 1 141 790 | 485 406 | -57,49 |
| Portugal | 0 | 2 | - | 0 | 36 | - |
| Greece | 24 976 | 22 651 | -9,31 | 27 868 | 26 291 | -5,66 |
| Poland | 30 805 | 23 819 | -22,68 | 42 296 | 53 745 | 27,07 |
| Romania | 7 257 | 918 | -87,36 | 8 410 | 1 201 | -85,72 |
| Bulgaria | 104 451 | 82 880 | -20,65 | 127 095 | 98 617 | -22,41 |
| Albania | 12 169 | 20 362 | 67,33 | 15 226 | 23 551 | 54,68 |
| Ukraine | 0 | 3 425 | - | 0 | 3 970 | - |
| Lithuania | 15 759 | 0 | -100,00 | 32 744 | 0 | -100,00 |
| Georgia | 3 001 | 59 029 | 1 867,00 | 10 667 | 70 220 | 558,26 |
| Croatia | 242 116 | 214 890 | -11,25 | 284 236 | 224 736 | -20,93 |
| Malta | 0 | 15 552 | - | 0 | 21 068 | - |
| Slovenia | 3 878 | 0 | -100,00 | 4 210 | 0 | -100,00 |
| Russia Federation | 0 | 6 178 | - | 0 | 22 341 | - |
| KERTAS DAN PAPAN KERTAS BERGELOMBANG | 24 626 666 | 63 775 556 | 158,97 | 13 170 807 | 28 922 965 | 119,60 |
| Japan | 341 359 | 464 798 | 36,16 | 248 741 | 422 028 | 69,67 |
| Korea, Republic Of | 410 982 | 469 617 | 14,27 | 425 577 | 479 743 | 12,73 |
| Taiwan | 228 100 | 1 805 187 | 691,40 | 206 309 | 813 540 | 294,33 |
| China | 279 007 | 30 750 754 | 10 921,49 | 248 113 | 11 873 618 | 4 685,58 |
| Thailand | 1 390 096 | 3 427 212 | 146,54 | 711 087 | 1 547 785 | 117,66 |
| Singapore | 1 926 238 | 1 096 248 | -43,09 | 582 940 | 365 870 | -37,24 |
| Philippines | 837 434 | 3 997 541 | 377,36 | 410 629 | 1 663 067 | 305,00 |
| Malaysia | 2 739 985 | 4 228 766 | 54,34 | 1 315 490 | 1 857 296 | 41,19 |
| Myanmar | 262 962 | 2 869 025 | 991,04 | 164 673 | 1 216 792 | 638,91 |
| Cambodia | 0 | 40 | - | 0 | 25 | - |
| Vietnam | 7 091 958 | 5 709 570 | -19,49 | 3 536 351 | 2 890 499 | -18,26 |
| India | 123 776 | 336 644 | 171,98 | 48 090 | 297 133 | 517,87 |
| Pakistan | 246 816 | 325 270 | 31,79 | 121 646 | 152 971 | 25,75 |
| Bangladesh | 246 306 | 149 051 | -39,49 | 100 678 | 53 793 | -46,57 |
| Sri Lanka | 924 002 | 249 109 | -73,04 | 344 355 | 143 391 | -58,36 |
| Iran (Islamic Republic Of) | 152 290 | 1 725 097 | 1 032,77 | 94 025 | 970 795 | 932,48 |
| Saudi Arabia | 1 109 655 | 0 | -100,00 | 561 087 | 0 | -100,00 |
| Israel | 25 067 | 0 | -100,00 | 24 354 | 0 | -100,00 |
| Jordan | 22 243 | 60 495 | 171,97 | 19 778 | 55 889 | 182,58 |
| Lebanon | 0 | 198 722 | - | 0 | 143 312 | - |
| Oman | 0 | 249 791 | - | 0 | 126 330 | - |
| Turkey | 385 427 | 230 966 | -40,08 | 387 523 | 209 220 | -46,01 |
| United Arab Emirates | 1 488 600 | 833 362 | -44,02 | 699 400 | 448 890 | -35,82 |
| Sudan | 198 397 | 0 | -100,00 | 104 711 | 0 | -100,00 |
| Ethiopia | 56 199 | 71 | -99,87 | 28 100 | 54 | -99,81 |
| Madagascar | 0 | 48 624 | - | 0 | 18 975 | - |
| Kenya | 41 495 | 73 705 | 77,62 | 14 108 | 39 249 | 178,20 |
| Ghana | 0 | 224 298 | - | 0 | 119 999 | - |
| Nigeria | 1 245 236 | 1 232 668 | -1,01 | 461 127 | 659 478 | 43,01 |
| Cote D'Ivoire | 199 198 | 296 877 | 49,04 | 103 199 | 151 597 | 46,90 |
| Djibouti | 0 | 414 199 | - | 0 | 193 191 | - |
| South Africa | 162 016 | 184 257 | 13,73 | 82 377 | 103 000 | 25,04 |
| Mauritius | 42 722 | 13 863 | -67,55 | 23 518 | 6 765 | -71,23 |
| Australia | 13 806 | 184 834 | 1 238,77 | 15 454 | 247 682 | 1 502,74 |
| New Zealand | 16 049 | 13 177 | -17,90 | 16 330 | 21 095 | 29,18 |
| United States | 155 241 | 0 | -100,00 | 94 506 | 0 | -100,00 |
| Canada | 116 873 | 254 036 | 117,36 | 113 027 | 247 281 | 118,78 |
| Ecuador | 0 | 1 862 | - | 0 | 2 378 | - |
| Peru | 0 | 14 994 | - | 0 | 19 012 | - |
| El Salvador | 26 182 | 0 | -100,00 | 9 871 | 0 | -100,00 |
| United Kingdom | 0 | 95 245 | - | 0 | 90 845 | - |
| Netherlands | 0 | 878 | - | 0 | 1 289 | - |
| France | 600 291 | 25 200 | -95,80 | 495 486 | 23 660 | -95,22 |
| Germany, Fed. Rep. Of | 21 627 | 24 601 | 13,75 | 21 376 | 22 222 | 3,96 |
| Belgium | 829 | 0 | -100,00 | 679 | 0 | -100,00 |
| Ireland | 49 279 | 98 775 | 100,44 | 45 552 | 94 142 | 106,67 |
| Italy | 770 988 | 857 913 | 11,27 | 676 946 | 673 117 | -0,57 |
| Spain | 382 486 | 215 267 | -43,72 | 350 351 | 195 080 | -44,32 |
| Portugal | 108 530 | 145 064 | 33,66 | 96 769 | 126 219 | 30,43 |
| Bulgaria | 38 884 | 25 668 | -33,99 | 33 343 | 21 460 | -35,64 |
| Albania | 72 529 | 4 006 | -94,48 | 63 266 | 3 104 | -95,09 |
| Georgia | 24 501 | 0 | -100,00 | 25 086 | 0 | -100,00 |
| Croatia | 0 | 15 368 | - | 0 | 12 745 | - |
| Slovenia | 51 005 | 132 843 | 160,45 | 44 781 | 97 336 | 117,36 |
| KEMASAN DAN KOTAK DARI KERTAS DAN KARTON | 9 602 367 | 8 396 195 | -12,56 | 17 014 556 | 15 220 089 | -10,55 |
| Japan | 1 124 193 | 718 102 | -36,12 | 1 522 141 | 1 223 259 | -19,64 |
| Hongkong | 36 782 | 25 205 | -31,47 | 109 444 | 73 039 | -33,26 |
| Korea, Republic Of | 54 703 | 88 656 | 62,07 | 167 368 | 260 720 | 55,78 |
| Taiwan | 75 610 | 263 081 | 247,94 | 108 850 | 949 535 | 772,33 |
| China | 195 203 | 81 837 | -58,08 | 532 494 | 278 958 | -47,61 |
| Papua New Guinea | 0 | 528 | - | 0 | 942 | - |
| Thailand | 95 274 | 68 974 | -27,60 | 208 416 | 165 072 | -20,80 |
| Singapore | 1 816 676 | 1 873 610 | 3,13 | 1 119 991 | 1 281 195 | 14,39 |
| Philippines | 1 154 658 | 1 000 262 | -13,37 | 1 357 095 | 1 176 143 | -13,33 |
| Malaysia | 172 318 | 171 486 | -0,48 | 252 324 | 333 636 | 32,22 |

TABEL 6. PERKEMBANGAN EKSPOR INDONESIA MENURUT KOMODITI DAN NEGARA TUJUAN
JANUARI-FEBRUARI 2016 DAN 2017

| KOMODITI / NEGARA TUJUAN | BERAT BERSIH (KG) | | PERUB | NILAI FOB (US \$) | | PERUB |
|------------------------------|-------------------|-------------------|---------------|-------------------|------------------|---------------|
| | JAN-FEB 2016 | JAN-FEB 2017 | % | JAN-FEB 2016 | JAN-FEB 2017 | % |
| | (1) | (2) | (3) | (4) | (5) | (6) |
| Myanmar | 2 918 | 0 | -100,00 | 4 688 | 0 | -100,00 |
| Cambodia | 829 | 0 | -100,00 | 5 137 | 0 | -100,00 |
| Brunei Darussalam | 0 | 16 840 | - | 0 | 29 200 | - |
| Vietnam | 46 924 | 31 843 | -32,14 | 91 274 | 53 260 | -41,65 |
| Maldives | 456 | 0 | -100,00 | 4 224 | 0 | -100,00 |
| India | 49 452 | 5 812 | -88,25 | 54 175 | 5 738 | -89,41 |
| Bangladesh | 0 | 4 494 | - | 0 | 26 810 | - |
| Sri Lanka | 50 223 | 1 566 | -96,88 | 36 036 | 1 724 | -95,22 |
| Iran (Islamic Republic Of) | 200 | 0 | -100,00 | 104 | 0 | -100,00 |
| Saudi Arabia | 39 304 | 13 489 | -65,68 | 88 597 | 53 799 | -39,28 |
| Kuwait | 528 | 261 | -50,50 | 1 143 | 642 | -43,88 |
| Oman | 694 | 0 | -100,00 | 4 700 | 0 | -100,00 |
| Turkey | 223 | 0 | -100,00 | 541 | 0 | -100,00 |
| United Arab Emirates | 86 334 | 84 161 | -2,52 | 280 006 | 241 300 | -13,82 |
| Qatar | 43 | 904 | 1 982,88 | 205 | 3 246 | 1 484,37 |
| Egypt | 3 717 | 1 390 | -62,60 | 25 347 | 9 300 | -63,31 |
| Morocco | 48 | 0 | -100,00 | 29 | 0 | -100,00 |
| Madagascar | 0 | 40 | - | 0 | 64 | - |
| Kenya | 0 | 2 928 | - | 0 | 6 344 | - |
| Reunion | 850 | 138 | -83,76 | 3 173 | 348 | -89,04 |
| Mozambique | 70 | 4 887 | 6 880,71 | 157 | 3 190 | 1 936,39 |
| Togo | 9 943 | 2 668 | -73,17 | 12 233 | 4 428 | -63,80 |
| Ghana | 123 370 | 108 020 | -12,44 | 162 424 | 137 827 | -15,14 |
| Liberia | 12 150 | 0 | -100,00 | 9 945 | 0 | -100,00 |
| Congo | 20 535 | 4 322 | -78,95 | 22 329 | 3 015 | -86,50 |
| Cameroon | 11 244 | 30 843 | 174,31 | 11 282 | 28 841 | 155,64 |
| Nigeria | 177 547 | 125 065 | -29,56 | 200 386 | 141 266 | -29,50 |
| Mali | 0 | 5 423 | - | 0 | 9 491 | - |
| Benin | 272 | 0 | -100,00 | 1 062 | 0 | -100,00 |
| Gambia | 23 823 | 0 | -100,00 | 27 374 | 0 | -100,00 |
| Djibouti | 0 | 2 190 | - | 0 | 1 720 | - |
| South Africa | 2 133 | 16 948 | 694,46 | 12 073 | 46 433 | 284,61 |
| Malawi | 5 | 0 | -100,00 | 85 | 0 | -100,00 |
| Mauritius | 25 | 0 | -100,00 | 475 | 0 | -100,00 |
| Democratic Rep. Of The Congo | 14 522 | 0 | -100,00 | 11 352 | 0 | -100,00 |
| Australia | 1 274 442 | 1 198 517 | -5,96 | 1 978 569 | 1 908 255 | -3,55 |
| New Zealand | 94 993 | 85 210 | -10,30 | 270 839 | 227 216 | -16,11 |
| Guam | 30 | 558 | 1 734,87 | 72 | 1 972 | 2 648,09 |
| Palau | 0 | 25 | - | 0 | 270 | - |
| New Caledonia | 53 | 117 | 120,75 | 716 | 1 486 | 107,65 |
| Vanuatu | 18 | 2 | -88,89 | 121 | 89 | -26,93 |
| Fiji | 2 952 | 0 | -100,00 | 6 598 | 0 | -100,00 |
| East Timor | 51 135 | 44 533 | -12,91 | 49 461 | 43 127 | -12,81 |
| United States | 1 838 809 | 1 496 685 | -18,61 | 5 746 506 | 4 110 823 | -28,46 |
| Canada | 157 850 | 289 691 | 83,52 | 442 319 | 717 483 | 62,21 |
| Mexico | 9 | 54 | 500,00 | 180 | 765 | 324,86 |
| Suriname | 55 130 | 0 | -100,00 | 77 230 | 0 | -100,00 |
| Chile | 354 | 50 | -85,88 | 322 | 1 507 | 368,06 |
| Brazil | 5 860 | 0 | -100,00 | 7 616 | 0 | -100,00 |
| Guyana | 50 960 | 0 | -100,00 | 68 771 | 0 | -100,00 |
| Belize | 175 | 0 | -100,00 | 382 | 0 | -100,00 |
| Bermuda | 7 | 0 | -100,00 | 39 | 0 | -100,00 |
| French Polynesia | 125 | 3 | -97,60 | 932 | 95 | -89,84 |
| Martinique | 190 | 320 | 68,42 | 687 | 512 | -25,49 |
| Netherlands Antilles | 15 | 0 | -100,00 | 6 | 0 | -100,00 |
| United Kingdom | 26 754 | 30 396 | 13,62 | 71 716 | 109 574 | 52,79 |
| Netherlands | 216 917 | 240 529 | 10,89 | 482 565 | 630 863 | 30,73 |
| France | 122 054 | 45 880 | -62,41 | 296 060 | 183 870 | -37,89 |
| Germany, Fed. Rep. Of | 143 491 | 19 633 | -86,32 | 474 632 | 128 173 | -73,00 |
| Austria | 4 538 | 0 | -100,00 | 51 054 | 0 | -100,00 |
| Belgium | 3 713 | 856 | -76,93 | 10 821 | 1 458 | -86,53 |
| Switzerland | 1 432 | 40 | -97,21 | 1 445 | 186 | -87,12 |
| Denmark | 5 422 | 10 877 | 100,62 | 52 444 | 94 634 | 80,45 |
| Norway | 5 678 | 0 | -100,00 | 7 959 | 0 | -100,00 |
| Sweden | 34 817 | 965 | -97,23 | 91 371 | 7 829 | -91,43 |
| Ireland | 19 | 10 052 | 52 065,28 | 103 | 19 575 | 18 997,09 |
| Italy | 34 438 | 75 490 | 119,21 | 147 127 | 228 112 | 55,04 |
| Spain | 14 787 | 50 858 | 243,93 | 63 359 | 172 565 | 172,36 |
| Portugal | 12 489 | 5 | -99,96 | 60 674 | 20 | -99,97 |
| Greece | 7 912 | 965 | -87,80 | 29 472 | 7 461 | -74,69 |
| Hungary | 9 945 | 0 | -100,00 | 14 280 | 0 | -100,00 |
| Poland | 20 530 | 20 444 | -0,42 | 57 085 | 49 504 | -13,28 |
| Uzbekistan | 0 | 16 713 | - | 0 | 21 074 | - |
| Czech Republic | 0 | 17 | - | 0 | 51 | - |
| Russia Federation | 524 | 735 | 40,19 | 2 346 | 1 060 | -54,81 |
| KERTAS BUDAYA | 26 821 885 | 17 338 062 | -35,36 | 13 272 681 | 8 747 138 | -34,10 |
| Hongkong | 450 792 | 486 856 | 8,00 | 240 033 | 253 864 | 5,76 |
| Macau | 97 069 | 48 445 | -50,09 | 47 512 | 24 687 | -48,04 |
| Papua New Guinea | 0 | 8 | - | 0 | 16 | - |
| Thailand | 18 745 | 16 597 | -11,46 | 56 513 | 62 208 | 10,08 |
| Singapore | 1 033 342 | 20 | -100,00 | 474 004 | 19 | -100,00 |
| Philippines | 0 | 145 716 | - | 0 | 87 463 | - |
| Malaysia | 9 593 826 | 3 448 095 | -64,06 | 4 600 484 | 1 726 936 | -62,46 |
| Myanmar | 75 864 | 0 | -100,00 | 33 217 | 0 | -100,00 |
| Vietnam | 2 905 987 | 5 971 045 | 105,47 | 1 675 700 | 2 973 111 | 77,43 |
| India | 9 137 471 | 5 398 460 | -40,92 | 4 369 951 | 2 642 068 | -39,54 |

TABEL 6. PERKEMBANGAN EKSPOR INDONESIA MENURUT KOMODITI DAN NEGARA TUJUAN
JANUARI-FEBRUARI 2016 DAN 2017

| KOMODITI / NEGARA TUJUAN | BERAT BERSIH (KG) | | PERUB | NILAI FOB (US \$) | | PERUB |
|------------------------------|--------------------|--------------------|--------------|--------------------|--------------------|--------------|
| | JAN-FEB 2016 | JAN-FEB 2017 | % | JAN-FEB 2016 | JAN-FEB 2017 | % |
| | (1) | (2) | (3) | (4) | (5) | (6) |
| Sri Lanka | 1 012 422 | 0 | -100,00 | 470 776 | 0 | -100,00 |
| Nigeria | 0 | 73 933 | - | 0 | 37 635 | - |
| Mauritius | 83 103 | 65 713 | -20,93 | 62 042 | 70 152 | 13,07 |
| Australia | 774 983 | 364 845 | -52,92 | 397 947 | 199 550 | -49,86 |
| New Zealand | 1 637 381 | 1 318 326 | -19,49 | 842 719 | 669 399 | -20,57 |
| East Timor | 525 | 0 | -100,00 | 534 | 0 | -100,00 |
| United States | 375 | 3 | -99,32 | 1 250 | 32 | -97,44 |
| KERTAS LAINNYA | 379 407 209 | 454 452 454 | 19,78 | 281 289 615 | 320 280 380 | 13,86 |
| Japan | 56 025 212 | 52 604 595 | -6,11 | 50 689 014 | 47 206 453 | -6,87 |
| Hongkong | 3 171 872 | 3 460 678 | 9,11 | 2 563 048 | 2 730 883 | 6,55 |
| Korea, Republic Of | 9 094 853 | 7 013 076 | -22,89 | 6 503 258 | 5 044 792 | -22,43 |
| Taiwan | 7 622 347 | 10 580 371 | 38,81 | 5 533 759 | 7 493 723 | 35,42 |
| China | 26 601 833 | 46 131 073 | 73,41 | 17 824 750 | 28 442 999 | 59,57 |
| Macau | 0 | 15 344 | - | 0 | 12 475 | - |
| Papua New Guinea | 18 960 | 1 354 | -92,86 | 15 130 | 3 609 | -76,14 |
| Thailand | 3 866 283 | 6 914 777 | 78,85 | 2 727 263 | 5 094 783 | 86,81 |
| Singapore | 7 030 048 | 7 668 224 | 9,08 | 4 997 148 | 5 197 610 | 4,01 |
| Philippines | 21 373 515 | 22 998 196 | 7,60 | 13 941 164 | 14 376 247 | 3,12 |
| Malaysia | 28 011 937 | 27 476 175 | -1,91 | 19 729 137 | 18 871 208 | -4,35 |
| Myanmar | 7 660 850 | 7 848 258 | 2,45 | 5 095 295 | 4 738 896 | -6,99 |
| Cambodia | 625 829 | 366 409 | -41,45 | 518 854 | 294 376 | -43,26 |
| Brunei Darussalam | 199 106 | 125 804 | -36,82 | 164 739 | 104 131 | -36,79 |
| Vietnam | 13 810 738 | 17 822 495 | 29,05 | 9 684 721 | 12 301 880 | 27,02 |
| Maldives | 142 685 | 201 605 | 41,29 | 106 719 | 140 156 | 31,33 |
| India | 8 987 179 | 42 875 610 | 377,08 | 6 420 152 | 26 512 152 | 312,95 |
| Pakistan | 12 521 552 | 16 429 604 | 31,21 | 8 956 447 | 11 531 377 | 28,75 |
| Bangladesh | 2 213 547 | 3 234 952 | 46,14 | 1 567 715 | 2 411 870 | 53,85 |
| Sri Lanka | 2 167 442 | 5 569 019 | 156,94 | 1 588 974 | 3 796 836 | 138,95 |
| Iraq | 2 479 742 | 2 203 098 | -11,16 | 1 869 233 | 1 584 853 | -15,21 |
| Iran (Islamic Republic Of) | 7 055 292 | 23 185 360 | 228,62 | 4 972 727 | 15 422 122 | 210,13 |
| Saudi Arabia | 11 602 645 | 11 715 385 | 0,97 | 9 358 974 | 9 127 181 | -2,48 |
| Israel | 396 511 | 1 060 457 | 167,45 | 285 980 | 707 692 | 147,46 |
| Kuwait | 1 199 964 | 1 567 344 | 30,62 | 946 616 | 1 194 369 | 26,17 |
| Jordan | 1 588 127 | 631 525 | -60,23 | 1 054 352 | 503 599 | -52,24 |
| Lebanon | 1 458 814 | 2 180 092 | 49,44 | 1 089 630 | 1 636 409 | 50,18 |
| Yemen | 1 022 464 | 1 852 305 | 81,16 | 709 379 | 1 230 782 | 73,50 |
| Oman | 1 653 563 | 1 285 755 | -22,24 | 1 177 974 | 967 931 | -17,83 |
| Syria Arab Republic | 702 377 | 1 275 288 | 81,57 | 514 882 | 811 929 | 57,69 |
| Turkey | 13 627 735 | 1 081 673 | -92,06 | 9 146 358 | 882 370 | -90,35 |
| United Arab Emirates | 10 607 487 | 7 875 180 | -25,76 | 8 158 095 | 6 165 495 | -24,42 |
| Qatar | 976 477 | 744 007 | -23,81 | 881 851 | 615 921 | -30,16 |
| Bahrain | 490 645 | 660 209 | 34,56 | 434 321 | 567 394 | 30,64 |
| Cyprus | 861 076 | 1 107 903 | 28,66 | 629 306 | 771 602 | 22,61 |
| Egypt | 9 663 196 | 2 988 903 | -69,07 | 7 348 154 | 2 459 773 | -66,53 |
| Libyan Arab Jamahiriya | 186 095 | 75 842 | -59,25 | 158 161 | 54 709 | -65,41 |
| Tunisia | 24 850 | 0 | -100,00 | 16 697 | 0 | -100,00 |
| Sudan | 1 476 336 | 2 470 482 | 67,34 | 1 108 311 | 1 734 530 | 56,50 |
| Ethiopia | 2 330 760 | 74 844 | -96,79 | 1 961 528 | 52 814 | -97,31 |
| Tanzania, United Rep. Of | 881 242 | 1 542 198 | 75,00 | 629 120 | 1 063 902 | 69,11 |
| Madagascar | 846 522 | 490 365 | -42,07 | 631 836 | 352 047 | -44,28 |
| Somalia | 19 837 | 21 047 | 6,10 | 16 465 | 17 259 | 4,82 |
| Kenya | 1 168 156 | 6 919 018 | 492,30 | 849 853 | 4 821 733 | 467,36 |
| Reunion | 84 063 | 148 869 | 77,09 | 61 658 | 105 742 | 71,50 |
| Mozambique | 131 523 | 1 262 090 | 859,59 | 97 797 | 865 163 | 784,65 |
| Botswana | 0 | 23 808 | - | 0 | 19 522 | - |
| Equatorial Guinea | 18 933 | 0 | -100,00 | 14 976 | 0 | -100,00 |
| Togo | 1 573 681 | 1 258 856 | -20,01 | 1 120 556 | 911 668 | -18,64 |
| Ghana | 2 214 753 | 1 860 700 | -15,99 | 1 593 110 | 1 338 078 | -16,01 |
| Liberia | 59 899 | 59 305 | -0,99 | 43 233 | 42 500 | -1,70 |
| Guinea | 192 483 | 249 381 | 29,56 | 152 356 | 185 816 | 21,96 |
| Angola | 32 620 | 38 531 | 18,12 | 25 965 | 31 381 | 20,86 |
| Congo | 638 863 | 517 899 | -18,93 | 499 305 | 387 104 | -22,47 |
| Cameroon | 748 707 | 595 172 | -20,51 | 584 735 | 453 760 | -22,40 |
| Nigeria | 9 180 476 | 16 377 507 | 78,39 | 6 377 853 | 11 285 426 | 76,95 |
| Sierra Leone | 38 421 | 245 851 | 539,88 | 37 523 | 185 932 | 395,52 |
| Gabon | 56 881 | 25 200 | -55,70 | 45 030 | 64 680 | 43,64 |
| Cote D'Ivoire | 600 452 | 1 493 473 | 148,72 | 455 089 | 964 369 | 111,91 |
| Senegal | 95 841 | 346 984 | 262,04 | 71 234 | 240 801 | 238,04 |
| Mauritania | 75 842 | 75 842 | 0,00 | 59 280 | 58 520 | -1,28 |
| Mali | 20 010 | 0 | -100,00 | 17 169 | 0 | -100,00 |
| Benin | 852 179 | 513 586 | -39,73 | 636 001 | 370 200 | -41,79 |
| Gambia | 96 448 | 95 961 | -0,50 | 78 291 | 71 586 | -8,56 |
| Seychelles | 18 960 | 0 | -100,00 | 17 159 | 0 | -100,00 |
| Uganda | 40 014 | 0 | -100,00 | 31 891 | 0 | -100,00 |
| Djibouti | 1 416 446 | 3 858 461 | 172,40 | 1 162 016 | 3 132 691 | 169,59 |
| South Africa | 984 568 | 4 114 136 | 317,86 | 865 043 | 2 854 101 | 229,94 |
| Zimbabwe | 17 446 | 0 | -100,00 | 34 183 | 0 | -100,00 |
| Mauritius | 217 808 | 302 331 | 38,81 | 178 046 | 228 455 | 28,31 |
| Mayotte | 37 921 | 56 171 | 48,13 | 29 389 | 42 026 | 43,00 |
| Democratic Rep. Of The Congo | 236 117 | 56 343 | -76,14 | 167 813 | 38 664 | -76,96 |
| Australia | 8 550 518 | 7 202 928 | -15,76 | 6 255 029 | 5 397 723 | -13,71 |
| New Zealand | 2 245 845 | 874 912 | -61,04 | 1 741 971 | 677 149 | -61,13 |
| Guam | 18 983 | 174 738 | 820,50 | 17 028 | 142 955 | 739,54 |
| Palau | 0 | 38 300 | - | 0 | 35 098 | - |
| New Caledonia | 554 189 | 18 960 | -96,58 | 407 369 | 13 007 | -96,81 |
| American Samoa | 18 983 | 0 | -100,00 | 17 066 | 0 | -100,00 |

TABEL 6. PERKEMBANGAN EKSPOR INDONESIA MENURUT KOMODITI DAN NEGARA TUJUAN
JANUARI-FEBRUARI 2016 DAN 2017

| KOMODITI / NEGARA TUJUAN | BERAT BERSIH (KG) | | PERUB | NILAI FOB (US \$) | | PERUB |
|-------------------------------------|-------------------|----------------|---------------|-------------------|------------------|---------------|
| | JAN-FEB 2016 | JAN-FEB 2017 | % | JAN-FEB 2016 | JAN-FEB 2017 | % |
| | (1) | (2) | (3) | (4) | (5) | (6) |
| Fiji | 374 528 | 17 510 | -95,32 | 299 344 | 14 083 | -95,30 |
| Samoa | 18 960 | 18 960 | 0,00 | 19 017 | 15 244 | -19,84 |
| Solomon Islands | 18 960 | 0 | -100,00 | 17 405 | 0 | -100,00 |
| East Timor | 62 635 | 24 026 | -61,64 | 47 085 | 7 095 | -84,93 |
| United States | 6 045 258 | 4 675 788 | -22,65 | 4 437 986 | 4 563 613 | 2,83 |
| Canada | 4 549 772 | 6 580 270 | 44,63 | 3 401 229 | 4 730 589 | 39,08 |
| Mexico | 3 360 144 | 1 964 087 | -41,55 | 2 372 184 | 1 400 820 | -40,95 |
| Guatemala | 596 353 | 1 539 440 | 158,14 | 456 500 | 1 091 955 | 139,20 |
| Honduras | 111 729 | 422 670 | 278,30 | 93 762 | 305 135 | 225,44 |
| Nicaragua | 544 291 | 411 664 | -24,37 | 362 335 | 271 182 | -25,16 |
| Panama | 270 882 | 605 712 | 123,61 | 184 327 | 397 970 | 115,90 |
| Cuba | 3 598 166 | 1 897 047 | -47,28 | 2 507 644 | 1 378 445 | -45,03 |
| Suriname | 55 160 | 57 036 | 3,40 | 52 765 | 50 477 | -4,34 |
| Chile | 219 942 | 90 215 | -58,98 | 244 891 | 59 774 | -75,59 |
| Argentina | 48 453 | 17 589 | -63,70 | 41 739 | 12 345 | -70,42 |
| Colombia | 0 | 48 236 | - | 0 | 58 685 | - |
| Uruguay | 31 435 | 38 523 | 22,55 | 21 540 | 27 737 | 28,77 |
| Paraguay | 36 259 | 0 | -100,00 | 30 154 | 0 | -100,00 |
| Ecuador | 1 003 300 | 1 532 860 | 52,78 | 674 726 | 984 671 | 45,94 |
| Peru | 4 676 169 | 3 441 745 | -26,40 | 3 049 074 | 2 313 199 | -24,13 |
| Guyana | 0 | 43 958 | - | 0 | 32 852 | - |
| Trinidad And Tobago | 42 531 | 0 | -100,00 | 36 096 | 0 | -100,00 |
| Jamaica | 96 805 | 43 242 | -55,33 | 70 193 | 29 824 | -57,51 |
| Puerto Rico | 49 223 | 25 153 | -48,90 | 34 910 | 16 480 | -52,79 |
| Belize | 0 | 12 864 | - | 0 | 8 405 | - |
| Dominican Republic | 766 704 | 246 021 | -67,91 | 530 984 | 162 343 | -69,43 |
| El Salvador | 700 863 | 984 335 | 40,45 | 497 397 | 717 677 | 44,29 |
| Costa Rica | 891 303 | 675 152 | -24,25 | 596 640 | 445 449 | -25,34 |
| Haiti | 0 | 802 614 | - | 0 | 511 812 | - |
| Barbados | 33 957 | 0 | -100,00 | 28 810 | 0 | -100,00 |
| Aruba | 19 096 | 0 | -100,00 | 12 754 | 0 | -100,00 |
| French Polynesia | 151 932 | 94 552 | -37,77 | 135 952 | 77 373 | -43,09 |
| Netherlands Antilles | 37 451 | 57 766 | 54,25 | 33 163 | 52 030 | 56,89 |
| Guadeloupe | 18 798 | 0 | -100,00 | 16 681 | 0 | -100,00 |
| United Kingdom | 4 800 523 | 11 133 962 | 131,93 | 3 619 905 | 6 685 690 | 84,69 |
| Netherlands | 39 808 | 484 213 | 1 116,36 | 45 214 | 375 583 | 730,67 |
| France | 1 862 374 | 162 117 | -91,30 | 1 351 952 | 112 108 | -91,71 |
| Germany, Fed. Rep. Of | 1 869 979 | 1 413 432 | -24,41 | 1 204 620 | 903 925 | -24,96 |
| Belgium | 6 743 688 | 3 091 022 | -54,16 | 3 965 166 | 1 765 748 | -55,47 |
| Denmark | 12 415 | 16 299 | 31,29 | 11 755 | 11 036 | -6,12 |
| Ireland | 305 226 | 199 154 | -34,75 | 240 397 | 199 052 | -17,20 |
| Italy | 3 088 542 | 4 667 330 | 51,12 | 2 169 646 | 2 973 304 | 37,04 |
| Spain | 320 256 | 1 222 340 | 281,68 | 272 357 | 836 948 | 207,30 |
| Greece | 3 676 945 | 1 745 620 | -52,53 | 2 630 704 | 1 211 765 | -53,94 |
| Poland | 331 199 | 108 958 | -67,10 | 229 753 | 94 903 | -58,69 |
| Romania | 2 947 226 | 2 075 054 | -29,59 | 2 156 333 | 1 273 580 | -40,94 |
| Bulgaria | 1 349 291 | 498 341 | -63,07 | 963 129 | 334 023 | -65,32 |
| Albania | 1 296 987 | 721 096 | -44,40 | 912 483 | 474 295 | -48,02 |
| Armenia | 0 | 37 920 | - | 0 | 16 365 | - |
| Ukraine | 1 826 361 | 1 809 961 | -0,90 | 1 324 327 | 1 123 582 | -15,16 |
| Lithuania | 0 | 867 | - | 0 | 2 694 | - |
| Georgia | 171 180 | 82 966 | -51,53 | 153 673 | 66 332 | -56,84 |
| Croatia | 1 707 274 | 1 166 886 | -31,65 | 1 244 489 | 759 591 | -38,96 |
| Malta | 547 869 | 216 036 | -60,57 | 426 650 | 158 781 | -62,78 |
| Slovenia | 2 906 277 | 2 262 406 | -22,15 | 2 033 023 | 1 446 094 | -28,87 |
| Russia Federation | 540 606 | 396 660 | -26,63 | 493 166 | 324 135 | -34,27 |
| Montenegro | 96 546 | 338 586 | 250,70 | 61 330 | 196 598 | 220,56 |
| BARANG HASIL PENCETAKAN UMUM | 1 145 279 | 391 573 | -65,81 | 3 322 830 | 1 998 381 | -39,86 |
| Japan | 10 086 | 29 878 | 196,22 | 180 871 | 285 828 | 58,03 |
| Hongkong | 36 378 | 5 868 | -83,87 | 132 886 | 45 738 | -65,58 |
| Korea, Republic Of | 4 595 | 1 682 | -63,38 | 85 755 | 15 756 | -81,63 |
| Taiwan | 42 | 1 026 | 2 336,58 | 40 | 2 | -94,95 |
| China | 5 447 | 2 706 | -50,33 | 56 877 | 21 283 | -62,58 |
| Papua New Guinea | 12 | 120 | 900,05 | 7 | 604 | 8 295,43 |
| Thailand | 9 537 | 2 760 | -71,06 | 11 034 | 25 496 | 131,07 |
| Singapore | 81 197 | 71 975 | -11,36 | 616 749 | 335 832 | -45,55 |
| Philippines | 109 776 | 16 022 | -85,41 | 140 358 | 29 887 | -78,71 |
| Malaysia | 381 251 | 100 298 | -73,69 | 753 844 | 368 336 | -51,14 |
| Myanmar | 83 | 20 | -76,02 | 754 | 454 | -39,76 |
| Cambodia | 0 | 318 | - | 0 | 6 632 | - |
| Brunei Darussalam | 832 | 113 | -86,44 | 8 245 | 1 125 | -86,36 |
| Lao People'S Dem. Rep. | 166 | 0 | -100,00 | 1 484 | 0 | -100,00 |
| Vietnam | 1 002 | 809 | -19,23 | 44 661 | 30 663 | -31,34 |
| Maldives | 788 | 1 280 | 62,44 | 6 146 | 177 082 | 177,95 |
| India | 20 652 | 8 583 | -58,44 | 92 687 | 94 865 | 2,35 |
| Pakistan | 2 882 | 5 674 | 96,85 | 45 412 | 70 651 | 55,58 |
| Bangladesh | 11 028 | 13 | -99,89 | 10 755 | 359 | -96,67 |
| Sri Lanka | 0 | 7 | - | 0 | 220 | - |
| Iraq | 68 657 | 0 | -100,00 | 59 331 | 0 | -100,00 |
| Iran (Islamic Republic Of) | 4 407 | 0 | -100,00 | 122 007 | 0 | -100,00 |
| Saudi Arabia | 224 586 | 9 600 | -95,73 | 210 828 | 31 860 | -84,89 |
| Israel | 0 | 960 | - | 0 | 12 800 | - |
| Yemen | 7 195 | 0 | -100,00 | 7 784 | 0 | -100,00 |
| Oman | 0 | 145 | - | 0 | 871 | - |
| United Arab Emirates | 596 | 1 213 | 103,41 | 9 033 | 12 747 | 41,11 |
| Qatar | 1 | 0 | -100,00 | 10 | 0 | -100,00 |

**TABEL 6. PERKEMBANGAN EKSPOR INDONESIA MENURUT KOMODITI DAN NEGARA TUJUAN
JANUARI-FEBRUARI 2016 DAN 2017**

| KOMODITI / NEGARA TUJUAN | BERAT BERSIH (KG) | | PERUB | NILAI FOB (US \$) | | PERUB |
|--|--------------------|--------------------|-----------------|--------------------|--------------------|-----------------|
| | JAN-FEB 2016 | JAN-FEB 2017 | % | JAN-FEB 2016 | JAN-FEB 2017 | % |
| | (1) | (2) | (3) | (4) | (5) | (6) |
| Kenya | 1 452 | 0 | -100,00 | 63 193 | 0 | -100,00 |
| Ghana | 6 584 | 0 | -100,00 | 27 638 | 0 | -100,00 |
| Angola | 547 | 0 | -100,00 | 4 505 | 0 | -100,00 |
| Nigeria | 13 432 | 0 | -100,00 | 58 139 | 0 | -100,00 |
| Djibouti | 0 | 2 165 | - | 0 | 43 317 | - |
| South Africa | 15 | 50 | 233,33 | 179 | 235 | 31,37 |
| Mauritius | 0 | 206 | - | 0 | 248 | - |
| Australia | 17 943 | 4 296 | -76,06 | 43 442 | 32 595 | -24,97 |
| New Zealand | 364 | 506 | 39,19 | 2 106 | 589 | -72,06 |
| Palau | 0 | 241 | - | 0 | 1 012 | - |
| New Caledonia | 1 | 2 | 100,00 | 1 | 30 | 2 890,00 |
| East Timor | 17 736 | 19 461 | 9,73 | 7 419 | 7 105 | -4,23 |
| United States | 92 531 | 47 243 | -48,94 | 414 481 | 255 670 | -38,32 |
| Canada | 1 803 | 3 939 | 118,44 | 18 371 | 18 377 | 0,03 |
| Mexico | 913 | 3 001 | 228,70 | 9 816 | 10 681 | 8,81 |
| Suriname | 0 | 100 | - | 0 | 250 | - |
| Costa Rica | 175 | 0 | -100,00 | 318 | 0 | -100,00 |
| French Polynesia | 0 | 10 | - | 0 | 284 | - |
| Guadeloupe | 0 | 50 | - | 0 | 221 | - |
| United Kingdom | 1 442 | 341 | -76,39 | 19 900 | 10 884 | -45,31 |
| Netherlands | 1 718 | 651 | -62,10 | 10 324 | 2 708 | -73,77 |
| France | 15 | 650 | 4 230,00 | 960 | 3 079 | 220,79 |
| Germany, Fed. Rep. Of | 4 517 | 2 589 | -42,68 | 21 017 | 19 236 | -8,48 |
| Belgium | 428 | 19 292 | 4 405,45 | 2 461 | 75 471 | 2 966,66 |
| Switzerland | 0 | 45 | - | 0 | 88 | - |
| Denmark | 0 | 1 036 | - | 0 | 839 | - |
| Sweden | 0 | 669 | - | 0 | 17 418 | - |
| Finland | 175 | 313 | 78,80 | 1 714 | 3 289 | 91,91 |
| Italy | 1 302 | 17 744 | 1 262,93 | 14 632 | 59 213 | 304,68 |
| Spain | 772 | 2 838 | 267,46 | 2 578 | 12 422 | 381,78 |
| Portugal | 0 | 326 | - | 0 | 4 835 | - |
| Hungary | 65 | 0 | -100,00 | 64 | 0 | -100,00 |
| Bulgaria | 0 | 2 576 | - | 0 | 7 205 | - |
| Belarus | 88 | 0 | -100,00 | 1 120 | 0 | -100,00 |
| Ukraine | 25 | 15 | -40,00 | 460 | 179 | -61,22 |
| Uzbekistan | 2 | 0 | -100,00 | 20 | 0 | -100,00 |
| Croatia | 37 | 0 | -100,00 | 413 | 0 | -100,00 |
| Serbia | 0 | 150 | - | 0 | 1 816 | - |
| BARANG HASIL PENCETAKAN KHUSUS | 100 063 | 144 476 | 44,39 | 564 385 | 1 450 754 | 157,05 |
| Japan | 48 | 3 | -93,71 | 6 372 | 655 | -89,72 |
| Hongkong | 98 | 66 | -32,65 | 962 | 22 | -97,71 |
| Taiwan | 14 650 | 0 | -100,00 | 25 138 | 0 | -100,00 |
| China | 381 | 687 | 80,46 | 3 769 | 3 877 | 2,87 |
| Papua New Guinea | 0 | 42 069 | - | 0 | 399 627 | - |
| Thailand | 10 224 | 54 666 | 434,68 | 17 892 | 88 501 | 394,64 |
| Singapore | 3 136 | 314 | -89,99 | 5 889 | 5 962 | 1,24 |
| Nepal | 0 | 10 392 | - | 0 | 169 635 | - |
| Bangladesh | 35 045 | 0 | -100,00 | 29 198 | 0 | -100,00 |
| Sri Lanka | 14 240 | 24 046 | 68,86 | 432 550 | 755 094 | 74,57 |
| Saudi Arabia | 8 003 | 0 | -100,00 | 13 605 | 0 | -100,00 |
| United Arab Emirates | 14 032 | 11 993 | -14,53 | 22 188 | 18 709 | -15,68 |
| United States | 179 | 184 | 3,19 | 6 791 | 8 613 | 26,84 |
| France | 26 | 56 | 116,92 | 26 | 58 | 123,08 |
| Germany, Fed. Rep. Of | 1 | 0 | -100,00 | 5 | 0 | -100,00 |
| MEDIA REKAMAN FILM DAN VIDEO | 4 | 48 | 1 090,00 | 268 | 4 863 | 1 714,51 |
| China | 4 | 16 | 290,00 | 268 | 413 | 54,10 |
| Singapore | 0 | 32 | - | 0 | 4 450 | - |
| PEMBUATAN MINYAK PELUMAS | 134 | 5 235 | 3 817,13 | 1 056 | 18 693 | 1 669,90 |
| Japan | 2 | 0 | -100,00 | 4 | 0 | -100,00 |
| China | 0 | 1 500 | - | 0 | 9 580 | - |
| Papua New Guinea | 100 | 3 378 | 3 277,89 | 1 031 | 7 936 | 669,77 |
| Singapore | 30 | 357 | 1 083,31 | 17 | 1 176 | 6 819,29 |
| Belgium | 1 | 0 | -100,00 | 4 | 0 | -100,00 |
| KIMIA DASAR ORGANIK YANG BERSUMBER DARI HASIL PERTANIAN | 634 498 301 | 717 689 998 | 13,11 | 461 931 715 | 789 774 158 | 70,97 |
| Japan | 13 451 069 | 25 543 787 | 89,90 | 13 141 066 | 27 440 306 | 108,81 |
| Hongkong | 188 925 | 15 660 | -91,71 | 118 695 | 17 744 | -85,05 |
| Korea, Republic Of | 27 291 551 | 39 040 921 | 43,05 | 16 278 630 | 33 929 134 | 108,43 |
| Taiwan | 7 346 861 | 8 581 963 | 16,81 | 6 447 256 | 9 490 540 | 47,20 |
| China | 125 754 679 | 138 761 647 | 10,34 | 92 276 442 | 175 374 432 | 90,05 |
| Thailand | 7 013 865 | 10 226 223 | 45,80 | 7 083 064 | 14 375 518 | 102,96 |
| Singapore | 44 151 565 | 56 167 199 | 27,21 | 21 612 020 | 44 312 033 | 105,03 |
| Philippines | 13 314 501 | 12 489 131 | -6,20 | 11 513 876 | 12 675 625 | 10,09 |
| Malaysia | 68 727 663 | 59 235 480 | -13,81 | 54 399 525 | 86 069 913 | 58,22 |
| Myanmar | 385 000 | 203 201 | -47,22 | 444 272 | 221 628 | -50,11 |
| Cambodia | 0 | 36 000 | - | 0 | 44 653 | - |
| Brunei Darussalam | 36 050 | 50 | -99,86 | 30 068 | 3 498 | -88,37 |
| Nepal | 40 000 | 60 800 | 52,00 | 23 520 | 84 106 | 257,59 |
| Vietnam | 4 664 765 | 5 338 052 | 14,43 | 4 812 314 | 5 663 548 | 17,69 |
| Maldives | 0 | 826 | - | 0 | 2 727 | - |
| India | 47 106 197 | 57 440 653 | 21,94 | 37 152 880 | 68 415 782 | 84,15 |
| Pakistan | 1 994 875 | 1 279 003 | -35,89 | 1 699 656 | 2 127 709 | 25,18 |

**TABEL 6. PERKEMBANGAN EKSPOR INDONESIA MENURUT KOMODITI DAN NEGARA TUJUAN
JANUARI-FEBRUARI 2016 DAN 2017**

| KOMODITI / NEGARA TUJUAN | BERAT BERSIH (KG) | | PERUB | NILAI FOB (US \$) | | PERUB |
|------------------------------|-------------------|--------------|----------|-------------------|--------------|----------|
| | JAN-FEB 2016 | JAN-FEB 2017 | % | JAN-FEB 2016 | JAN-FEB 2017 | % |
| | (1) | (2) | (3) | (4) | (5) | (6) |
| Bangladesh | 2 140 465 | 2 285 695 | 6,78 | 1 346 364 | 2 275 335 | 69,00 |
| Sri Lanka | 2 713 300 | 3 314 595 | 22,16 | 1 904 588 | 3 434 422 | 80,32 |
| Iraq | 0 | 21 125 | - | 0 | 19 520 | - |
| Iran (Islamic Republic Of) | 1 036 614 | 3 006 500 | 190,03 | 859 218 | 3 576 495 | 316,25 |
| Saudi Arabia | 443 800 | 412 810 | -6,98 | 460 368 | 477 008 | 3,61 |
| Israel | 3 177 180 | 3 949 526 | 24,31 | 1 388 814 | 2 864 692 | 106,27 |
| Kuwait | 84 000 | 0 | -100,00 | 101 590 | 0 | -100,00 |
| Jordan | 233 000 | 90 000 | -61,37 | 205 928 | 101 135 | -50,89 |
| Lebanon | 0 | 123 000 | - | 0 | 148 185 | - |
| Yemen | 72 000 | 36 000 | -50,00 | 85 236 | 41 300 | -51,55 |
| Syria Arab Republic | 12 000 | 0 | -100,00 | 6 510 | 0 | -100,00 |
| Turkey | 5 893 585 | 6 236 970 | 5,83 | 4 559 503 | 6 568 809 | 44,07 |
| United Arab Emirates | 259 002 | 205 608 | -20,62 | 285 174 | 306 523 | 7,49 |
| Qatar | 12 000 | 12 000 | 0,00 | 10 033 | 12 832 | 27,89 |
| Cyprus | 48 000 | 0 | -100,00 | 56 474 | 0 | -100,00 |
| Egypt | 1 165 100 | 1 234 647 | 5,97 | 1 108 442 | 1 113 053 | 0,42 |
| Morocco | 853 700 | 548 100 | -35,80 | 976 279 | 697 482 | -28,56 |
| Tunisia | 212 000 | 753 077 | 255,23 | 189 562 | 697 404 | 267,90 |
| Algeria | 311 250 | 86 000 | -72,37 | 177 436 | 79 663 | -55,10 |
| Ethiopia | 940 000 | 227 950 | -75,75 | 519 900 | 198 441 | -61,83 |
| Tanzania, United Rep. Of | 34 000 | 2 442 870 | 7 084,91 | 23 098 | 1 778 618 | 7 600,46 |
| Madagascar | 712 630 | 355 250 | -50,15 | 283 549 | 186 078 | -34,38 |
| Kenya | 121 000 | 578 900 | 378,43 | 102 352 | 441 534 | 331,39 |
| Reunion | 132 000 | 0 | -100,00 | 147 508 | 0 | -100,00 |
| Mozambique | 34 000 | 861 500 | 2 433,82 | 20 400 | 615 566 | 2 917,48 |
| Togo | 63 000 | 0 | -100,00 | 32 130 | 0 | -100,00 |
| Ghana | 18 000 | 72 000 | 300,00 | 19 307 | 84 581 | 338,08 |
| Liberia | 280 000 | 0 | -100,00 | 192 920 | 0 | -100,00 |
| Guinea | 0 | 440 000 | - | 0 | 310 750 | - |
| Angola | 3 500 000 | 0 | -100,00 | 1 575 000 | 0 | -100,00 |
| Nigeria | 3 017 840 | 3 368 775 | 11,63 | 1 935 361 | 2 917 028 | 50,72 |
| Sierra Leone | 34 000 | 0 | -100,00 | 21 590 | 0 | -100,00 |
| Cote D'Ivoire | 692 600 | 160 000 | -76,90 | 436 397 | 146 100 | -66,52 |
| Senegal | 1 174 700 | 1 854 000 | 57,83 | 523 061 | 1 129 268 | 115,90 |
| Gambia | 44 000 | 0 | -100,00 | 18 700 | 0 | -100,00 |
| Uganda | 63 375 | 0 | -100,00 | 34 751 | 0 | -100,00 |
| Djibouti | 5 274 350 | 108 780 | -97,94 | 2 548 780 | 75 330 | -97,04 |
| South Africa | 2 833 344 | 5 879 883 | 107,52 | 1 737 274 | 4 424 005 | 154,65 |
| Malawi | 460 860 | 205 000 | -55,52 | 229 683 | 147 600 | -35,74 |
| Mauritius | 149 000 | 127 000 | -14,77 | 56 163 | 71 795 | 27,83 |
| Democratic Rep. Of The Congo | 34 000 | 0 | -100,00 | 21 590 | 0 | -100,00 |
| Australia | 669 766 | 683 331 | 2,03 | 744 460 | 776 090 | 4,25 |
| New Zealand | 2 917 000 | 82 400 | -97,18 | 266 862 | 88 631 | -66,79 |
| East Timor | 10 516 | 1 910 | -81,84 | 27 349 | 3 683 | -86,53 |
| United States | 61 578 637 | 32 950 424 | -46,49 | 44 717 756 | 42 984 597 | -3,88 |
| Canada | 2 078 147 | 2 190 374 | 5,40 | 1 580 591 | 2 122 364 | 34,28 |
| Mexico | 5 412 138 | 3 019 405 | -44,21 | 5 035 389 | 4 004 362 | -20,48 |
| Guatemala | 32 200 | 49 200 | 52,80 | 69 663 | 96 885 | 39,08 |
| Nicaragua | 0 | 34 000 | - | 0 | 31 975 | - |
| Chile | 14 400 | 17 000 | 18,06 | 15 408 | 32 198 | 108,97 |
| Argentina | 148 000 | 7 000 | -95,27 | 145 276 | 15 190 | -89,54 |
| Brazil | 833 190 | 758 284 | -8,99 | 2 309 980 | 1 004 543 | -56,51 |
| Colombia | 670 965 | 314 860 | -53,07 | 545 669 | 422 290 | -22,61 |
| Ecuador | 19 200 | 34 000 | 77,08 | 25 790 | 31 635 | 22,66 |
| Peru | 249 000 | 147 800 | -40,64 | 168 227 | 148 304 | -11,84 |
| Dominican Republic | 4 000 | 0 | -100,00 | 5 000 | 0 | -100,00 |
| El Salvador | 17 000 | 17 000 | 0,00 | 10 285 | 16 235 | 57,85 |
| Costa Rica | 41 000 | 17 000 | -58,54 | 26 845 | 16 235 | -39,52 |
| Haiti | 200 000 | 0 | -100,00 | 106 000 | 0 | -100,00 |
| Antigua And Barbuda | 7 | 0 | -100,00 | 685 | 0 | -100,00 |
| Cape Verde | 0 | 22 000 | - | 0 | 16 060 | - |
| French Polynesia | 53 | 20 | -62,26 | 161 | 289 | 80,23 |
| United Kingdom | 8 480 340 | 7 944 820 | -6,31 | 4 019 075 | 6 227 428 | 54,95 |
| Netherlands | 85 654 112 | 95 799 165 | 11,84 | 64 826 306 | 109 022 403 | 68,18 |
| France | 2 549 430 | 2 318 251 | -9,07 | 2 642 010 | 3 490 880 | 32,13 |
| Germany, Fed. Rep. Of | 9 102 466 | 14 039 345 | 54,24 | 9 922 625 | 20 321 335 | 104,80 |
| Belgium | 1 571 360 | 2 604 108 | 65,72 | 2 223 032 | 3 311 629 | 48,97 |
| Denmark | 8 621 318 | 2 560 330 | -70,30 | 4 559 740 | 1 682 079 | -63,11 |
| Norway | 148 400 | 4 519 200 | 2 945,28 | 141 384 | 3 103 800 | 2 095,29 |
| Sweden | 555 921 | 559 560 | 0,65 | 610 840 | 1 066 699 | 74,63 |
| Finland | 483 200 | 746 000 | 54,39 | 403 077 | 898 640 | 122,94 |
| Ireland | 476 000 | 34 000 | -92,86 | 547 976 | 30 294 | -94,47 |
| Italy | 5 320 552 | 3 585 060 | -32,62 | 3 299 792 | 3 584 444 | 8,63 |
| Spain | 30 707 593 | 83 199 024 | 170,94 | 15 602 550 | 64 115 347 | 310,93 |
| Portugal | 1 192 160 | 808 000 | -32,22 | 1 274 532 | 718 037 | -43,66 |
| Greece | 101 000 | 65 920 | -34,73 | 61 666 | 90 162 | 46,21 |
| Hungary | 54 000 | 41 000 | -24,07 | 61 746 | 48 158 | -22,01 |
| Poland | 480 600 | 255 400 | -46,86 | 477 920 | 287 119 | -39,92 |
| Romania | 34 000 | 326 140 | 859,24 | 25 280 | 455 064 | 1 700,09 |
| Bulgaria | 500 400 | 221 000 | -55,84 | 513 577 | 254 695 | -50,41 |
| Ukraine | 691 000 | 179 000 | -74,10 | 491 404 | 133 289 | -72,88 |
| Lithuania | 10 000 | 0 | -100,00 | 60 700 | 0 | -100,00 |
| Estonia | 24 000 | 96 000 | 300,00 | 11 952 | 93 840 | 685,14 |
| Georgia | 36 000 | 36 000 | 0,00 | 22 813 | 22 833 | 0,09 |
| Croatia | 240 000 | 375 000 | 56,25 | 255 012 | 423 589 | 66,11 |
| Bosnia And Herzegovina | 163 200 | 0 | -100,00 | 211 371 | 0 | -100,00 |
| Slovenia | 636 100 | 453 700 | -28,67 | 631 745 | 507 656 | -19,64 |

TABEL 6. PERKEMBANGAN EKSPOR INDONESIA MENURUT KOMODITI DAN NEGARA TUJUAN
JANUARI-FEBRUARI 2016 DAN 2017

| KOMODITI / NEGARA TUJUAN | BERAT BERSIH (KG) | | PERUB | NILAI FOB (US \$) | | PERUB |
|--|--------------------|--------------------|--------------|--------------------|--------------------|--------------|
| | JAN-FEB 2016 | JAN-FEB 2017 | % | JAN-FEB 2016 | JAN-FEB 2017 | % |
| (1) | (2) | (3) | (4) | (5) | (6) | (7) |
| Czech Republic | 121 500 | 75 600 | -37,78 | 129 933 | 82 856 | -36,23 |
| Russia Federation | 1 901 170 | 3 084 210 | 62,23 | 1 867 944 | 2 800 870 | 49,94 |
| SABUN DAN BAHAN PEMBERSIH KEPERLUAN | | | | | | |
| RUMAH | 235 487 638 | 230 304 013 | -2,20 | 199 005 601 | 233 098 524 | 17,13 |
| Japan | 2 242 655 | 1 455 915 | -35,08 | 2 954 997 | 3 166 371 | 7,15 |
| Hongkong | 521 213 | 629 407 | 20,76 | 1 686 325 | 1 693 538 | 0,43 |
| Korea, Dem. People'S Rep. | 60 000 | 0 | -100,00 | 39 000 | 0 | -100,00 |
| Korea, Republic Of | 2 663 935 | 2 938 880 | 10,32 | 2 526 051 | 3 324 465 | 31,61 |
| Taiwan | 3 575 781 | 2 581 469 | -27,81 | 4 411 207 | 3 646 181 | -17,34 |
| China | 56 199 071 | 69 876 738 | 24,34 | 14 299 165 | 28 572 421 | 99,82 |
| Mongolia | 120 888 | 144 081 | 19,19 | 130 612 | 181 628 | 39,06 |
| Papua New Guinea | 2 093 944 | 2 340 893 | 11,79 | 1 598 009 | 2 297 207 | 43,75 |
| Thailand | 9 386 880 | 8 307 078 | -11,50 | 13 608 770 | 15 921 021 | 16,99 |
| Singapore | 4 184 223 | 3 288 943 | -21,40 | 21 459 924 | 27 309 559 | 27,26 |
| Philippines | 6 186 036 | 12 372 908 | 100,01 | 9 097 041 | 16 089 294 | 76,86 |
| Malaysia | 34 582 935 | 24 204 414 | -30,01 | 22 384 118 | 20 277 908 | -9,41 |
| Myanmar | 2 706 222 | 2 007 309 | -25,83 | 2 995 602 | 3 141 201 | 4,86 |
| Cambodia | 52 874 | 73 395 | 38,81 | 391 235 | 565 069 | 44,43 |
| Brunei Darussalam | 517 347 | 284 865 | -44,94 | 950 518 | 867 965 | -8,69 |
| Lao People'S Dem. Rep. | 8 923 | 2 718 | -69,54 | 52 751 | 16 227 | -69,24 |
| Nepal | 10 174 | 12 701 | 24,84 | 10 362 | 18 163 | 75,29 |
| Vietnam | 923 287 | 1 246 509 | 35,01 | 1 890 586 | 2 365 915 | 25,14 |
| Maldives | 813 847 | 580 876 | -28,63 | 850 313 | 891 627 | 4,86 |
| India | 8 200 798 | 3 138 252 | -61,73 | 5 858 499 | 4 788 618 | -18,26 |
| Pakistan | 3 095 307 | 3 860 531 | 24,72 | 3 242 141 | 4 059 033 | 25,20 |
| Bangladesh | 862 317 | 1 705 993 | 97,84 | 749 878 | 1 784 341 | 137,95 |
| Sri Lanka | 294 182 | 577 324 | 96,25 | 368 379 | 607 882 | 65,02 |
| Afghanistan | 1 006 846 | 832 637 | -17,30 | 712 947 | 1 314 651 | 84,40 |
| Iraq | 1 887 687 | 2 155 004 | 14,16 | 2 163 753 | 2 735 962 | 26,45 |
| Iran (Islamic Republic Of) | 1 656 332 | 2 420 657 | 46,15 | 1 815 159 | 2 237 338 | 23,26 |
| Saudi Arabia | 2 019 340 | 587 653 | -70,90 | 4 093 936 | 950 303 | -76,79 |
| Israel | 124 169 | 47 079 | -62,08 | 195 581 | 139 375 | -28,74 |
| Kuwait | 39 339 | 27 389 | -30,38 | 103 205 | 96 907 | -6,10 |
| Jordan | 70 992 | 782 543 | 1 002,30 | 93 686 | 680 794 | 626,68 |
| Lebanon | 198 750 | 216 918 | 9,14 | 227 288 | 291 504 | 28,25 |
| Palestina | 8 220 | 0 | -100,00 | 34 307 | 0 | -100,00 |
| Yemen | 2 052 859 | 662 720 | -67,72 | 2 941 262 | 912 327 | -68,98 |
| Oman | 323 860 | 112 137 | -65,37 | 208 392 | 136 485 | -34,51 |
| Syria Arab Republic | 0 | 248 000 | - | 0 | 174 600 | - |
| Turkey | 5 281 529 | 3 549 000 | -32,80 | 2 774 886 | 2 622 107 | -5,51 |
| United Arab Emirates | 8 078 450 | 6 546 282 | -18,97 | 9 724 980 | 9 640 615 | -0,87 |
| Qatar | 14 090 | 56 027 | 297,63 | 69 662 | 153 926 | 120,96 |
| Bahrain | 953 | 323 | -66,14 | 3 641 | 3 580 | -1,68 |
| Egypt | 801 425 | 278 357 | -65,27 | 539 334 | 269 628 | -50,01 |
| Libyan Arab Jamahiriya | 337 794 | 228 963 | -32,22 | 547 200 | 277 557 | -49,28 |
| Morocco | 21 304 | 2 906 | -86,36 | 31 269 | 29 903 | -4,37 |
| Tunisia | 0 | 20 000 | - | 0 | 17 400 | - |
| Algeria | 1 444 552 | 847 568 | -41,33 | 907 446 | 672 888 | -25,85 |
| Sudan | 8 450 | 620 | -92,66 | 26 375 | 757 | -97,13 |
| Ethiopia | 719 835 | 1 086 067 | 50,88 | 749 182 | 1 274 221 | 70,08 |
| Tanzania, United Rep. Of | 927 448 | 556 174 | -40,03 | 855 134 | 686 188 | -19,76 |
| Madagascar | 3 060 585 | 3 448 013 | 12,66 | 2 066 430 | 2 444 402 | 18,29 |
| Somalia | 783 218 | 950 987 | 21,42 | 596 505 | 916 678 | 53,67 |
| Kenya | 1 147 459 | 599 589 | -47,75 | 1 504 152 | 1 252 884 | -16,70 |
| Reunion | 20 | 0 | -100,00 | 19 | 0 | -100,00 |
| Mozambique | 2 322 702 | 5 150 263 | 121,74 | 968 872 | 3 560 442 | 267,48 |
| Botswana | 19 440 | 0 | -100,00 | 19 440 | 0 | -100,00 |
| Equatorial Guinea | 153 026 | 85 555 | -44,09 | 158 101 | 70 876 | -55,17 |
| Togo | 903 459 | 1 130 964 | 25,18 | 970 969 | 1 131 803 | 16,56 |
| Ghana | 3 402 354 | 2 773 579 | -18,48 | 3 950 775 | 3 073 090 | -22,22 |
| Liberia | 228 981 | 211 262 | -7,74 | 246 646 | 288 774 | 17,08 |
| Guinea | 997 227 | 808 971 | -18,88 | 593 570 | 494 178 | -16,74 |
| Angola | 4 280 806 | 4 778 398 | 11,62 | 3 944 801 | 5 132 352 | 30,10 |
| Congo | 1 999 755 | 851 614 | -57,41 | 1 582 149 | 836 892 | -47,10 |
| Cameroon | 272 506 | 412 566 | 51,40 | 365 339 | 447 419 | 22,47 |
| Nigeria | 2 086 965 | 3 461 441 | 65,86 | 1 697 723 | 3 122 156 | 83,90 |
| Sierra Leone | 1 059 381 | 751 312 | -29,08 | 953 851 | 909 833 | -4,61 |
| Gabon | 323 962 | 444 548 | 37,22 | 384 724 | 483 621 | 25,71 |
| Cote D'Ivoire | 751 024 | 1 203 995 | 60,31 | 423 319 | 1 135 412 | 168,22 |
| Senegal | 1 880 281 | 753 907 | -59,90 | 1 429 839 | 778 488 | -45,55 |
| Mauritania | 6 723 111 | 2 922 676 | -56,53 | 3 639 729 | 1 852 388 | -49,11 |
| Mali | 40 865 | 55 944 | 36,90 | 56 996 | 73 361 | 28,71 |
| Benin | 1 996 384 | 1 462 416 | -26,75 | 1 636 852 | 1 565 561 | -4,36 |
| Burkina Faso | 125 592 | 16 896 | -86,55 | 190 073 | 21 736 | -88,56 |
| Guinea Bissau | 114 600 | 238 000 | 107,68 | 110 858 | 162 629 | 46,70 |
| Gambia | 262 065 | 264 904 | 1,08 | 178 412 | 166 397 | -6,73 |
| Seychelles | 2 382 | 7 876 | 230,66 | 7 716 | 19 049 | 146,89 |
| Uganda | 21 152 | 3 | -99,99 | 102 012 | 11 | -99,99 |
| Central African Republic | 0 | 34 083 | - | 0 | 44 838 | - |
| Niger | 25 949 | 0 | -100,00 | 41 897 | 0 | -100,00 |
| Djibouti | 10 398 673 | 2 843 003 | -72,66 | 6 335 334 | 2 608 450 | -58,83 |
| Sao Tome And Principe | 0 | 12 366 | - | 0 | 14 784 | - |
| South Africa | 1 197 735 | 1 623 208 | 35,52 | 1 108 938 | 1 425 703 | 28,56 |
| Zambia | 0 | 12 468 | - | 0 | 22 327 | - |
| Malawi | 1 240 000 | 3 674 000 | 196,29 | 635 800 | 2 458 540 | 286,68 |
| Comoros | 38 835 | 23 670 | -39,05 | 50 486 | 17 766 | -64,81 |

TABEL 6. PERKEMBANGAN EKSPOR INDONESIA MENURUT KOMODITI DAN NEGARA TUJUAN
JANUARI-FEBRUARI 2016 DAN 2017

| KOMODITI / NEGARA TUJUAN | BERAT BERSIH (KG) | | PERUB | NILAI FOB (US \$) | | PERUB |
|------------------------------|-------------------|--------------|-----------|-------------------|--------------|----------|
| | JAN-FEB 2016 | JAN-FEB 2017 | % | JAN-FEB 2016 | JAN-FEB 2017 | % |
| | (1) | (2) | (3) | (4) | (5) | (6) |
| Burundi | 0 | 24 768 | - | 0 | 32 250 | - |
| Mauritius | 876 033 | 646 228 | -26,23 | 549 822 | 585 408 | 6,47 |
| Rwanda | 46 656 | 69 984 | 50,00 | 60 750 | 88 695 | 46,00 |
| Mayotte | 64 444 | 303 027 | 370,22 | 85 210 | 240 726 | 182,51 |
| Democratic Rep. Of The Congo | 672 213 | 167 855 | -75,03 | 822 365 | 212 615 | -74,15 |
| Australia | 4 116 218 | 4 385 803 | 6,55 | 5 904 617 | 6 360 391 | 7,72 |
| New Zealand | 402 938 | 675 859 | 67,73 | 451 670 | 752 019 | 66,50 |
| Micronesia, Fed. States Of | 15 905 | 0 | -100,00 | 20 684 | 0 | -100,00 |
| Guam | 300 | 0 | -100,00 | 2 805 | 0 | -100,00 |
| Palau | 0 | 718 | - | 0 | 4 247 | - |
| New Caledonia | 160 | 18 889 | 11 705,53 | 691 | 16 721 | 2 321,13 |
| Northern Mariana Islands | 4 735 | 5 324 | 12,42 | 16 725 | 15 963 | -4,56 |
| Vanuatu | 41 515 | 75 255 | 81,27 | 49 262 | 80 823 | 64,07 |
| Wallis And Futuna Islands | 0 | 1 | - | 0 | 7 | - |
| American Samoa | 0 | 2 894 | - | 0 | 28 916 | - |
| Cook Islands | 202 | 0 | -100,00 | 1 660 | 0 | -100,00 |
| Fiji | 304 249 | 460 851 | 51,47 | 283 375 | 419 856 | 48,16 |
| Kiribati | 50 466 | 96 072 | 90,37 | 64 283 | 191 525 | 197,94 |
| Marshall Islands | 0 | 34 511 | - | 0 | 32 696 | - |
| Samoa | 217 639 | 144 440 | -33,63 | 245 610 | 174 381 | -29,00 |
| Solomon Islands | 144 739 | 209 656 | 44,85 | 169 852 | 274 479 | 61,60 |
| Tonga | 21 412 | 47 967 | 124,02 | 52 199 | 65 323 | 25,14 |
| Tuvalu | 0 | 9 389 | - | 0 | 10 323 | - |
| Christmas Islands | 20 | 0 | -100,00 | 22 | 0 | -100,00 |
| East Timor | 1 170 015 | 1 322 571 | 13,04 | 1 449 219 | 1 472 140 | 1,58 |
| United States | 727 816 | 1 773 890 | 143,73 | 1 856 994 | 2 277 012 | 22,62 |
| Canada | 95 763 | 213 880 | 123,34 | 75 097 | 171 009 | 127,72 |
| Mexico | 69 | 1 962 | 2 750,22 | 157 | 13 915 | 8 762,76 |
| Guatemala | 26 034 | 20 000 | -23,18 | 30 537 | 18 000 | -41,06 |
| Panama | 108 879 | 251 350 | 130,85 | 96 741 | 362 454 | 274,66 |
| Cuba | 227 489 | 0 | -100,00 | 185 183 | 0 | -100,00 |
| Suriname | 54 964 | 89 420 | 62,69 | 69 133 | 113 297 | 63,88 |
| Chile | 1 235 328 | 844 719 | -31,62 | 1 629 445 | 1 130 028 | -30,65 |
| Venezuela | 0 | 97 826 | - | 0 | 123 981 | - |
| Argentina | 26 760 | 16 250 | -39,28 | 32 528 | 18 191 | -44,08 |
| Brazil | 20 072 | 357 000 | 1 678,60 | 10 600 | 210 630 | 1 887,08 |
| Colombia | 108 167 | 25 920 | -76,04 | 118 278 | 29 595 | -74,98 |
| Bolivia | 0 | 24 000 | - | 0 | 39 207 | - |
| Peru | 61 614 | 96 087 | 55,95 | 82 646 | 244 119 | 195,38 |
| Guyana | 22 932 | 42 990 | 87,47 | 9 756 | 44 393 | 355,04 |
| Trinidad And Tobago | 160 612 | 474 523 | 195,45 | 104 074 | 568 298 | 446,05 |
| Bahamas | 3 222 | 0 | -100,00 | 3 778 | 0 | -100,00 |
| Jamaica | 288 520 | 656 340 | 127,49 | 145 221 | 486 441 | 234,97 |
| Belize | 120 | 0 | -100,00 | 143 | 0 | -100,00 |
| Dominican Republic | 18 549 | 0 | -100,00 | 21 761 | 0 | -100,00 |
| El Salvador | 35 077 | 14 310 | -59,20 | 31 269 | 21 848 | -30,13 |
| Costa Rica | 60 000 | 83 477 | 39,13 | 37 660 | 94 046 | 149,73 |
| Haiti | 1 238 041 | 552 712 | -55,36 | 1 166 490 | 576 050 | -50,62 |
| Barbados | 42 017 | 38 515 | -8,34 | 55 374 | 56 226 | 1,54 |
| Cape Verde | 0 | 85 764 | - | 0 | 81 866 | - |
| French Guiana | 21 480 | 21 840 | 1,68 | 13 318 | 16 106 | 20,94 |
| French Polynesia | 18 703 | 49 800 | 166,26 | 16 841 | 48 559 | 188,34 |
| Grenada | 12 140 | 0 | -100,00 | 23 415 | 0 | -100,00 |
| Martinique | 21 322 | 21 750 | 2,01 | 15 052 | 18 156 | 20,62 |
| Netherlands Antilles | 0 | 20 000 | - | 0 | 17 400 | - |
| Guadeloupe | 3 | 1 | -66,67 | 68 | 27 | -60,33 |
| Saint Kitts And Nevis | 32 | 11 | -65,63 | 239 | 1 588 | 565,83 |
| United Kingdom | 273 335 | 329 131 | 20,41 | 403 360 | 738 773 | 83,16 |
| Netherlands | 75 806 | 158 786 | 109,46 | 208 223 | 401 756 | 92,94 |
| France | 224 517 | 487 521 | 117,14 | 197 193 | 439 777 | 123,02 |
| Germany, Fed. Rep. Of | 563 912 | 100 849 | -82,12 | 573 656 | 130 833 | -77,19 |
| Belgium | 40 505 | 214 | -99,47 | 22 784 | 3 490 | -84,68 |
| Switzerland | 267 | 1 177 | 340,64 | 5 768 | 2 548 | -55,82 |
| Denmark | 53 | 0 | -100,00 | 122 | 0 | -100,00 |
| Sweden | 14 351 | 0 | -100,00 | 14 049 | 0 | -100,00 |
| Finland | 69 | 0 | -100,00 | 3 059 | 0 | -100,00 |
| Ireland | 0 | 15 | - | 0 | 54 | - |
| Italy | 182 579 | 644 000 | 252,72 | 129 536 | 484 358 | 273,92 |
| Spain | 89 004 | 206 161 | 131,63 | 92 005 | 198 442 | 115,69 |
| Portugal | 745 601 | 433 800 | -41,82 | 516 937 | 367 151 | -28,98 |
| Greece | 66 949 | 19 000 | -71,62 | 68 464 | 17 860 | -73,91 |
| Poland | 4 730 740 | 6 967 961 | 47,29 | 2 725 821 | 6 117 305 | 124,42 |
| Romania | 215 898 | 170 093 | -21,22 | 220 070 | 195 858 | -11,00 |
| Bulgaria | 20 000 | 350 302 | 1 651,51 | 13 300 | 299 153 | 2 149,27 |
| Azerbaijan | 17 172 | 98 100 | 471,28 | 24 177 | 136 430 | 464,30 |
| Kazakhstan | 55 662 | 238 427 | 328,35 | 89 574 | 242 644 | 170,89 |
| Tajikistan | 0 | 623 464 | - | 0 | 716 582 | - |
| Turkmenistan | 41 521 | 68 383 | 64,70 | 84 167 | 82 688 | -1,76 |
| Ukraine | 439 789 | 250 382 | -43,07 | 659 759 | 459 066 | -30,42 |
| Uzbekistan | 123 600 | 42 336 | -65,75 | 104 600 | 64 442 | -38,39 |
| Lithuania | 13 464 | 40 000 | 197,09 | 24 200 | 33 600 | 38,84 |
| Estonia | 320 400 | 320 400 | 0,00 | 224 885 | 300 001 | 33,40 |
| Georgia | 33 500 | 47 938 | 43,10 | 40 853 | 88 922 | 117,66 |
| Croatia | 170 426 | 140 000 | -17,85 | 95 030 | 113 400 | 19,33 |
| Malta | 0 | 7 348 | - | 0 | 10 233 | - |
| Czech Republic | 2 | 16 | 700,00 | 13 | 50 | 278,79 |
| Russia Federation | 55 380 | 76 961 | 38,97 | 74 947 | 173 296 | 131,23 |

**TABEL 6. PERKEMBANGAN EKSPOR INDONESIA MENURUT KOMODITI DAN NEGARA TUJUAN
JANUARI-FEBRUARI 2016 DAN 2017**

| KOMODITI / NEGARA TUJUAN | BERAT BERSIH (KG) | | PERUB | NILAI FOB (US \$) | | PERUB |
|--|--------------------|--------------------|--------------|--------------------|--------------------|--------------|
| | JAN-FEB 2016 | JAN-FEB 2017 | % | JAN-FEB 2016 | JAN-FEB 2017 | % |
| | (1) | (2) | (3) | (4) | (5) | (6) |
| Serbia | 0 | 150 | - | 0 | 373 | - |
| DAMAR BUATAN (RESIN SINTETIS) DAN BAHAN | | | | | | |
| BAKU | 149 516 077 | 185 165 699 | 23,84 | 133 866 040 | 170 423 998 | 27,31 |
| Japan | 7 688 950 | 8 733 618 | 13,59 | 7 711 133 | 9 982 337 | 29,45 |
| Hongkong | 1 324 087 | 3 585 037 | 170,76 | 1 163 874 | 2 775 229 | 138,45 |
| Korea, Republic Of | 2 122 460 | 1 567 632 | -26,14 | 1 532 819 | 1 535 282 | 0,16 |
| Taiwan | 933 713 | 1 182 984 | 26,70 | 896 237 | 1 487 742 | 66,00 |
| China | 40 438 310 | 60 531 061 | 49,69 | 25 243 944 | 40 902 205 | 62,03 |
| Papua New Guinea | 275 700 | 1 000 | -99,64 | 313 501 | 1 930 | -99,38 |
| Thailand | 3 303 777 | 4 963 789 | 50,25 | 4 706 267 | 6 093 913 | 29,49 |
| Singapore | 3 334 722 | 5 658 717 | 69,69 | 3 659 194 | 6 090 427 | 66,44 |
| Philippines | 4 555 219 | 7 056 389 | 54,91 | 4 956 191 | 7 342 973 | 48,16 |
| Malaysia | 14 160 216 | 21 808 020 | 54,01 | 15 111 729 | 22 601 321 | 49,56 |
| Myanmar | 313 484 | 499 810 | 59,44 | 415 428 | 560 154 | 34,84 |
| Cambodia | 270 | 17 245 | 6 287,04 | 1 013 | 20 561 | 1 929,93 |
| Brunei Darussalam | 42 000 | 46 000 | 9,52 | 59 028 | 66 243 | 12,22 |
| Vietnam | 11 521 145 | 11 446 025 | -0,65 | 12 325 221 | 13 308 768 | 7,98 |
| Maldives | 119 669 | 330 | -99,72 | 150 758 | 6 021 | -96,01 |
| India | 4 991 697 | 2 172 367 | -56,48 | 5 601 356 | 2 827 836 | -49,52 |
| Pakistan | 971 324 | 512 160 | -47,27 | 1 035 278 | 648 794 | -37,33 |
| Bangladesh | 8 016 755 | 4 452 990 | -44,45 | 5 874 125 | 4 262 233 | -27,44 |
| Sri Lanka | 77 668 | 1 514 755 | 1 850,31 | 120 576 | 1 352 535 | 1 021,73 |
| Saudi Arabia | 1 234 400 | 20 023 | -98,38 | 972 168 | 35 435 | -96,36 |
| Jordan | 0 | 17 | - | 0 | 420 | - |
| Lebanon | 48 000 | 92 800 | 93,33 | 69 172 | 173 855 | 151,34 |
| Oman | 0 | 12 000 | - | 0 | 20 124 | - |
| Turkey | 1 229 000 | 447 800 | -63,56 | 1 028 737 | 550 000 | -46,54 |
| United Arab Emirates | 45 838 | 95 752 | 108,89 | 65 445 | 97 831 | 49,49 |
| Qatar | 16 455 | 0 | -100,00 | 24 004 | 0 | -100,00 |
| Bahrain | 0 | 43 386 | - | 0 | 37 064 | - |
| Cyprus | 207 000 | 0 | -100,00 | 182 973 | 0 | -100,00 |
| Egypt | 76 800 | 60 000 | -21,88 | 83 363 | 46 637 | -44,06 |
| Tanzania, United Rep. Of | 17 500 | 0 | -100,00 | 32 242 | 0 | -100,00 |
| Madagascar | 11 104 | 11 056 | -0,43 | 32 317 | 30 703 | -4,99 |
| Reunion | 0 | 65 | - | 0 | 642 | - |
| Congo | 120 000 | 0 | -100,00 | 99 880 | 0 | -100,00 |
| Cameroon | 0 | 21 000 | - | 0 | 12 708 | - |
| Nigeria | 1 700 181 | 1 285 000 | -24,42 | 1 366 030 | 952 225 | -30,29 |
| Gabon | 0 | 40 000 | - | 0 | 27 400 | - |
| South Africa | 572 007 | 3 665 840 | 540,87 | 895 993 | 4 025 119 | 349,24 |
| Australia | 7 365 050 | 13 487 795 | 83,13 | 6 782 288 | 11 271 427 | 66,19 |
| New Zealand | 639 960 | 344 310 | -46,20 | 667 643 | 346 154 | -48,15 |
| Palau | 0 | 100 | - | 0 | 488 | - |
| New Caledonia | 23 000 | 138 000 | 500,00 | 20 355 | 127 995 | 528,81 |
| Fiji | 15 200 | 15 200 | 0,00 | 25 518 | 25 228 | -1,14 |
| Samoa | 0 | 110 | - | 0 | 3 750 | - |
| East Timor | 254 | 1 299 | 412,02 | 835 | 550 | 34,10 |
| United States | 4 965 746 | 9 070 108 | 82,65 | 4 497 518 | 9 512 630 | 111,51 |
| Canada | 0 | 27 104 | - | 0 | 59 948 | - |
| Mexico | 890 400 | 1 242 006 | 39,49 | 932 406 | 1 065 463 | 14,27 |
| Chile | 459 500 | 0 | -100,00 | 336 064 | 0 | -100,00 |
| Argentina | 46 000 | 1 288 000 | 2 700,00 | 40 199 | 1 314 758 | 3 170,65 |
| Brazil | 10 007 | 2 000 | -80,01 | 16 972 | 4 902 | -71,12 |
| Ecuador | 342 500 | 0 | -100,00 | 374 721 | 0 | -100,00 |
| United Kingdom | 28 620 | 18 000 | -37,11 | 38 790 | 34 353 | -11,44 |
| Netherlands | 243 165 | 318 657 | 31,05 | 162 098 | 265 293 | 63,66 |
| France | 31 555 | 5 898 | -81,31 | 104 119 | 125 748 | 20,77 |
| Germany, Fed. Rep. Of | 68 467 | 93 463 | 36,51 | 113 297 | 192 343 | 69,77 |
| Belgium | 814 003 | 308 262 | -62,13 | 1 380 294 | 528 758 | -61,69 |
| Switzerland | 5 100 | 3 000 | -41,18 | 6 978 | 60 | -99,14 |
| Denmark | 220 000 | 740 029 | 236,38 | 187 000 | 741 548 | 296,55 |
| Ireland | 448 000 | 952 000 | 112,50 | 288 296 | 561 435 | 94,74 |
| Italy | 19 015 100 | 13 044 591 | -31,40 | 16 666 155 | 12 516 978 | -24,90 |
| Spain | 0 | 100 | - | 0 | 191 | - |
| Greece | 0 | 75 000 | - | 0 | 60 000 | - |
| Poland | 2 000 | 0 | -100,00 | 9 214 | 0 | -100,00 |
| Romania | 2 093 000 | 0 | -100,00 | 1 835 263 | 0 | -100,00 |
| Croatia | 0 | 506 000 | - | 0 | 496 574 | - |
| Russia Federation | 2 320 000 | 1 940 000 | -16,38 | 3 650 020 | 3 290 758 | -9,84 |
| PUPUK | 302 667 765 | 476 816 199 | 57,54 | 92 970 349 | 116 392 828 | 25,19 |
| Japan | 37 407 214 | 43 521 172 | 16,34 | 12 530 794 | 10 381 890 | -17,15 |
| Hongkong | 0 | 600 | - | 0 | 695 | - |
| Korea, Republic Of | 47 488 350 | 45 828 440 | -3,50 | 15 440 200 | 11 711 830 | -24,15 |
| Taiwan | 20 510 177 | 38 481 135 | 87,62 | 6 923 138 | 9 526 625 | 37,61 |
| China | 60 454 865 | 37 101 708 | -38,63 | 21 334 870 | 9 717 045 | -54,45 |
| Papua New Guinea | 144 000 | 2 540 000 | 1 663,89 | 42 336 | 1 472 578 | 3 378,31 |
| Thailand | 24 433 763 | 12 535 169 | -48,70 | 6 506 639 | 2 940 232 | -54,81 |
| Singapore | 111 000 | 3 002 583 | 2 605,03 | 18 086 | 731 500 | 3 944,47 |
| Philippines | 31 747 674 | 95 013 916 | 199,28 | 7 914 422 | 22 423 781 | 183,33 |
| Malaysia | 7 564 189 | 11 400 675 | 50,72 | 2 400 171 | 2 837 226 | 18,21 |
| Myanmar | 1 000 | 3 503 000 | 350 200,00 | 5 000 | 968 765 | 19 275,30 |
| Brunei Darussalam | 0 | 20 000 | - | 0 | 9 637 | - |
| Vietnam | 24 451 315 | 79 261 388 | 224,16 | 7 425 370 | 18 275 445 | 146,12 |
| India | 0 | 15 007 702 | - | 0 | 4 463 394 | - |
| Pakistan | 0 | 216 000 | - | 0 | 90 904 | - |

TABEL 6. PERKEMBANGAN EKSPOR INDONESIA MENURUT KOMODITI DAN NEGARA TUJUAN
JANUARI-FEBRUARI 2016 DAN 2017

| KOMODITI / NEGARA TUJUAN | BERAT BERSIH (KG) | | PERUB | NILAI FOB (US \$) | | PERUB |
|--|--------------------|--------------------|---------------|-------------------|--------------------|---------------|
| | JAN-FEB 2016 | JAN-FEB 2017 | % | JAN-FEB 2016 | JAN-FEB 2017 | % |
| (1) | (2) | (3) | (4) | (5) | (6) | (7) |
| Sri Lanka | 0 | 19 092 416 | - | 0 | 4 068 538 | - |
| Turkey | 96 000 | 48 000 | -50,00 | 45 504 | 20 424 | -55,12 |
| United Arab Emirates | 0 | 126 835 | - | 0 | 32 706 | - |
| Egypt | 0 | 340 000 | - | 0 | 90 100 | - |
| Morocco | 240 000 | 216 000 | -10,00 | 113 760 | 90 904 | -20,09 |
| Tunisia | 168 000 | 0 | -100,00 | 79 632 | 0 | -100,00 |
| Kenya | 1 600 000 | 72 000 | -95,50 | 542 900 | 47 750 | -91,20 |
| Reunion | 125 000 | 0 | -100,00 | 59 375 | 0 | -100,00 |
| Cameroon | 0 | 80 500 | - | 0 | 150 000 | - |
| Gabon | 0 | 540 000 | - | 0 | 142 701 | - |
| South Africa | 540 000 | 0 | -100,00 | 164 900 | 0 | -100,00 |
| Australia | 7 659 000 | 38 770 526 | 406,21 | 2 325 788 | 9 106 573 | 291,55 |
| New Zealand | 2 096 320 | 897 600 | -57,18 | 433 315 | 167 620 | -61,32 |
| Solomon Islands | 0 | 36 000 | - | 0 | 19 206 | - |
| East Timor | 80 000 | 0 | -100,00 | 21 961 | 0 | -100,00 |
| United States | 35 749 898 | 804 337 | -97,75 | 8 642 186 | 438 513 | -94,93 |
| Mexico | 0 | 28 145 497 | - | 0 | 6 405 719 | - |
| Peru | 0 | 88 000 | - | 0 | 31 901 | - |
| Ireland | 0 | 125 000 | - | 0 | 28 625 | - |
| KIMIA DASAR ORGANIK YANG BERSUMBER DARI | | | | | | |
| MINYAK | 175 533 209 | 404 433 663 | 130,40 | 75 908 035 | 295 105 182 | 288,77 |
| Japan | 455 555 | 735 795 | 61,52 | 969 690 | 1 652 939 | 70,46 |
| Hongkong | 0 | 6 850 000 | - | 0 | 7 812 450 | - |
| Korea, Republic Of | 15 009 700 | 19 066 499 | 27,03 | 8 253 521 | 24 806 672 | 200,56 |
| Taiwan | 3 298 250 | 7 155 410 | 116,95 | 1 787 904 | 6 364 187 | 255,96 |
| China | 34 881 373 | 129 347 686 | 270,82 | 19 155 648 | 99 971 580 | 421,89 |
| Thailand | 76 444 597 | 102 376 413 | 33,92 | 20 819 969 | 53 447 076 | 156,71 |
| Singapore | 18 517 364 | 85 211 657 | 360,17 | 7 709 494 | 52 023 258 | 574,79 |
| Philippines | 5 218 128 | 7 398 468 | 41,78 | 924 849 | 2 145 216 | 131,95 |
| Malaysia | 14 879 200 | 9 338 114 | -37,24 | 4 485 382 | 12 189 807 | 171,77 |
| Vietnam | 3 064 872 | 29 185 093 | 852,25 | 500 755 | 16 916 294 | 3 278,16 |
| India | 1 094 056 | 4 615 861 | 321,90 | 3 042 039 | 4 836 090 | 58,98 |
| Pakistan | 150 | 16 950 | 11 200,00 | 1 294 | 23 850 | 1 743,24 |
| Bangladesh | 0 | 19 000 | - | 0 | 34 140 | - |
| Sri Lanka | 73 000 | 0 | -100,00 | 54 511 | 0 | -100,00 |
| Israel | 1 280 | 0 | -100,00 | 1 593 | 0 | -100,00 |
| Syria Arab Republic | 0 | 500 | - | 0 | 8 500 | - |
| Turkey | 105 445 | 291 035 | 176,01 | 142 925 | 608 901 | 326,03 |
| Egypt | 5 400 | 0 | -100,00 | 6 362 | 0 | -100,00 |
| Tanzania, United Rep. Of | 0 | 18 000 | - | 0 | 17 640 | - |
| Kenya | 51 600 | 0 | -100,00 | 55 650 | 0 | -100,00 |
| Nigeria | 1 000 | 50 | -95,00 | 7 230 | 530 | -92,67 |
| South Africa | 102 470 | 100 800 | -1,63 | 155 681 | 129 507 | -16,81 |
| Australia | 59 505 | 259 060 | 335,36 | 99 127 | 332 749 | 235,68 |
| New Zealand | 5 200 | 116 630 | 2 142,88 | 87 700 | 140 226 | 59,89 |
| East Timor | 24 102 | 48 204 | 100,00 | 13 000 | 54 600 | 320,00 |
| United States | 862 782 | 680 459 | -21,13 | 3 715 358 | 4 266 969 | 14,85 |
| Canada | 38 102 | 50 288 | 31,98 | 52 711 | 73 039 | 38,56 |
| Mexico | 5 740 | 6 475 | 12,80 | 97 776 | 124 616 | 27,45 |
| Argentina | 42 920 | 930 | -97,83 | 73 684 | 15 520 | -78,94 |
| Brazil | 105 930 | 12 140 | -88,54 | 338 182 | 265 975 | -21,35 |
| Colombia | 91 435 | 47 085 | -48,50 | 97 912 | 82 415 | -15,83 |
| Ecuador | 0 | 12 000 | - | 0 | 17 956 | - |
| Dominican Republic | 35 500 | 0 | -100,00 | 43 232 | 0 | -100,00 |
| United Kingdom | 122 752 | 72 780 | -40,71 | 279 561 | 274 585 | -1,78 |
| Netherlands | 324 931 | 117 125 | -63,95 | 1 361 181 | 2 090 256 | 53,56 |
| France | 73 600 | 67 170 | -8,74 | 295 578 | 220 649 | -25,35 |
| Germany, Fed. Rep. Of | 217 600 | 749 971 | 244,66 | 375 478 | 1 859 760 | 395,31 |
| Belgium | 20 | 20 040 | 100 100,00 | 1 000 | 55 390 | 5 439,05 |
| Switzerland | 20 310 | 0 | -100,00 | 29 426 | 0 | -100,00 |
| Italy | 17 500 | 0 | -100,00 | 99 031 | 0 | -100,00 |
| Spain | 176 240 | 292 375 | 65,90 | 638 553 | 2 017 021 | 215,87 |
| Poland | 0 | 4 200 | - | 0 | 5 559 | - |
| Bulgaria | 9 600 | 3 000 | -68,75 | 12 855 | 4 035 | -68,61 |
| Czech Republic | 0 | 2 400 | - | 0 | 3 222 | - |
| Russia Federation | 96 000 | 144 000 | 50,00 | 122 192 | 212 001 | 73,50 |
| KIMIA DASAR ORGANIK LAINNYA | 72 210 000 | 90 207 243 | 24,92 | 60 017 036 | 89 041 357 | 48,36 |
| Japan | 7 906 113 | 9 549 062 | 20,78 | 8 039 272 | 9 774 177 | 21,58 |
| Hongkong | 220 950 | 435 886 | 97,28 | 263 758 | 324 205 | 22,92 |
| Korea, Republic Of | 3 568 870 | 3 329 404 | -6,71 | 5 611 223 | 5 913 540 | 5,39 |
| Taiwan | 1 774 121 | 1 838 917 | 3,65 | 1 589 498 | 1 734 863 | 9,15 |
| China | 7 806 926 | 14 111 741 | 80,76 | 5 108 458 | 9 981 449 | 95,39 |
| Papua New Guinea | 316 | 114 | -63,79 | 1 433 | 428 | -70,11 |
| Thailand | 4 536 977 | 8 138 583 | 79,38 | 2 594 382 | 3 628 510 | 39,86 |
| Singapore | 2 606 899 | 3 838 471 | 47,24 | 2 444 432 | 3 636 592 | 48,77 |
| Philippines | 4 810 883 | 3 795 710 | -21,10 | 2 660 671 | 2 546 508 | -4,29 |
| Malaysia | 5 460 539 | 6 736 343 | 23,36 | 3 670 332 | 4 448 317 | 21,20 |
| Myanmar | 1 331 280 | 881 860 | -33,76 | 1 681 473 | 1 264 859 | -24,78 |
| Brunei Darussalam | 199 | 4 649 | 2 235,10 | 972 | 4 589 | 372,32 |
| Nepal | 40 481 | 451 | -98,89 | 13 592 | 1 891 | -86,08 |
| Vietnam | 2 885 175 | 3 507 228 | 21,56 | 3 145 517 | 4 985 335 | 58,49 |
| Maldives | 136 | 450 | 229,77 | 827 | 2 145 | 159,43 |
| India | 5 576 354 | 6 965 241 | 24,91 | 3 502 307 | 5 115 103 | 46,05 |
| Pakistan | 435 144 | 952 488 | 118,89 | 497 385 | 770 748 | 54,96 |
| Bangladesh | 810 450 | 2 276 495 | 180,89 | 320 177 | 775 796 | 142,30 |

**TABEL 6. PERKEMBANGAN EKSPOR INDONESIA MENURUT KOMODITI DAN NEGARA TUJUAN
JANUARI-FEBRUARI 2016 DAN 2017**

| KOMODITI / NEGARA TUJUAN | BERAT BERSIH (KG) | | PERUB | NILAI FOB (US \$) | | PERUB |
|------------------------------|-------------------|-------------------|--------------|-------------------|-------------------|--------------|
| | JAN-FEB 2016 | JAN-FEB 2017 | % | JAN-FEB 2016 | JAN-FEB 2017 | % |
| | (1) | (2) | (3) | (4) | (5) | (6) |
| Sri Lanka | 206 545 | 282 291 | 36,67 | 346 992 | 519 439 | 49,70 |
| Iran (Islamic Republic Of) | 60 000 | 200 300 | 233,83 | 29 880 | 95 238 | 218,74 |
| Saudi Arabia | 194 400 | 275 000 | 41,46 | 107 317 | 115 880 | 7,98 |
| Israel | 122 500 | 429 620 | 250,71 | 71 185 | 483 826 | 579,67 |
| Jordan | 421 600 | 360 000 | -14,61 | 217 395 | 204 720 | -5,83 |
| Lebanon | 49 600 | 9 600 | -80,65 | 38 766 | 21 471 | -44,61 |
| Yemen | 2 800 | 20 000 | 614,29 | 7 056 | 10 700 | 51,64 |
| Oman | 0 | 24 480 | - | 0 | 45 694 | - |
| Syria Arab Republic | 60 000 | 80 000 | 33,33 | 32 100 | 44 800 | 39,56 |
| Turkey | 833 500 | 433 240 | -48,02 | 539 478 | 408 253 | -24,32 |
| United Arab Emirates | 1 882 600 | 2 746 810 | 45,91 | 872 459 | 3 394 092 | 289,03 |
| Egypt | 601 000 | 900 000 | 49,75 | 628 524 | 549 010 | -12,65 |
| Morocco | 1 000 | 190 200 | 18 920,00 | 7 302 | 104 977 | 1 337,66 |
| Tunisia | 20 000 | 80 000 | 300,00 | 11 600 | 44 000 | 279,31 |
| Sudan | 240 000 | 0 | -100,00 | 108 000 | 0 | -100,00 |
| Tanzania, United Rep. Of | 20 000 | 40 000 | 100,00 | 12 000 | 24 400 | 103,33 |
| Madagascar | 10 000 | 0 | -100,00 | 5 840 | 0 | -100,00 |
| Kenya | 123 000 | 149 320 | 21,40 | 98 539 | 185 656 | 88,41 |
| Mozambique | 0 | 120 000 | - | 0 | 63 000 | - |
| Ghana | 289 600 | 40 000 | -86,19 | 120 816 | 21 200 | -82,45 |
| Cameroon | 60 000 | 120 000 | 100,00 | 33 500 | 66 000 | 97,01 |
| Nigeria | 564 720 | 250 600 | -55,62 | 925 505 | 840 206 | -9,22 |
| Cote D'Ivoire | 320 000 | 95 520 | -70,15 | 134 100 | 117 638 | -12,28 |
| Senegal | 40 720 | 45 000 | 10,51 | 189 361 | 264 412 | 39,63 |
| Uganda | 0 | 18 880 | - | 0 | 26 998 | - |
| Central African Republic | 20 000 | 0 | -100,00 | 11 100 | 0 | -100,00 |
| Djibouti | 635 000 | 120 000 | -81,10 | 354 425 | 63 000 | -82,22 |
| South Africa | 635 699 | 522 600 | -17,79 | 778 660 | 645 781 | -17,07 |
| Malawi | 220 000 | 526 300 | 139,23 | 122 600 | 302 912 | 147,07 |
| Mauritius | 0 | 28 800 | - | 0 | 24 646 | - |
| Democratic Rep. Of The Congo | 0 | 60 000 | - | 0 | 41 925 | - |
| Australia | 1 641 337 | 1 974 269 | 20,28 | 942 238 | 1 273 231 | 35,13 |
| New Zealand | 280 277 | 544 100 | 94,13 | 136 152 | 200 326 | 47,13 |
| East Timor | 37 360 | 45 210 | 21,01 | 45 840 | 51 263 | 11,83 |
| United States | 10 335 075 | 7 714 712 | -25,35 | 6 413 103 | 8 785 352 | 36,99 |
| Canada | 253 580 | 452 180 | 78,32 | 291 910 | 318 373 | 9,07 |
| Mexico | 8 200 | 322 370 | 3 831,34 | 91 308 | 1 130 602 | 1 138,23 |
| Guatemala | 29 800 | 37 600 | 26,17 | 71 618 | 232 593 | 224,77 |
| Panama | 0 | 20 000 | - | 0 | 9 520 | - |
| Chile | 15 400 | 0 | -100,00 | 14 291 | 0 | -100,00 |
| Argentina | 40 005 | 21 000 | -47,51 | 96 890 | 46 533 | -51,97 |
| Brazil | 446 270 | 785 050 | 75,91 | 423 340 | 3 998 930 | 844,61 |
| Colombia | 195 490 | 34 580 | -82,31 | 128 757 | 38 599 | -70,02 |
| Uruguay | 40 571 | 46 171 | 13,80 | 281 613 | 284 943 | 1,18 |
| Paraguay | 86 400 | 0 | -100,00 | 51 338 | 0 | -100,00 |
| Ecuador | 0 | 37 760 | - | 0 | 52 203 | - |
| Peru | 299 200 | 108 700 | -63,67 | 162 144 | 102 760 | -36,62 |
| Dominican Republic | 63 760 | 75 520 | 18,44 | 85 881 | 103 476 | 20,49 |
| Costa Rica | 20 100 | 20 000 | -0,50 | 12 709 | 11 940 | -6,05 |
| United Kingdom | 24 450 | 47 450 | 94,07 | 79 307 | 161 702 | 103,90 |
| Netherlands | 39 803 | 670 117 | 1 583,59 | 403 940 | 2 126 782 | 426,51 |
| France | 55 116 | 441 | -99,20 | 1 071 326 | 24 734 | -97,69 |
| Germany, Fed. Rep. Of | 86 986 | 163 469 | 87,93 | 554 785 | 1 067 816 | 92,47 |
| Belgium | 78 525 | 784 150 | 898,60 | 653 439 | 3 051 563 | 367,00 |
| Switzerland | 4 526 | 1 475 | -67,41 | 86 989 | 37 300 | -57,12 |
| Norway | 25 000 | 0 | -100,00 | 19 592 | 0 | -100,00 |
| Finland | 12 000 | 5 | -99,96 | 19 515 | 3 | -99,98 |
| Italy | 0 | 57 730 | - | 0 | 152 505 | - |
| Spain | 194 913 | 713 190 | 265,90 | 355 549 | 883 839 | 148,58 |
| Portugal | 0 | 11 000 | - | 0 | 81 605 | - |
| Greece | 20 000 | 0 | -100,00 | 11 900 | 0 | -100,00 |
| Bulgaria | 40 000 | 0 | -100,00 | 22 100 | 0 | -100,00 |
| Ukraine | 30 000 | 5 000 | -83,33 | 73 100 | 35 100 | -51,98 |
| Georgia | 0 | 40 000 | - | 0 | 20 562 | - |
| Croatia | 0 | 3 000 | - | 0 | 23 732 | - |
| Russia Federation | 399 760 | 939 340 | 134,98 | 466 154 | 1 094 541 | 134,80 |
| BARANG KIMIA LAINNYA | 71 547 930 | 90 504 998 | 26,50 | 55 016 569 | 66 301 656 | 20,51 |
| Japan | 5 293 548 | 5 445 494 | 2,87 | 6 391 282 | 6 706 918 | 4,94 |
| Hongkong | 383 564 | 594 294 | 54,94 | 117 993 | 123 172 | 4,39 |
| Korea, Republic Of | 11 691 892 | 9 759 093 | -16,53 | 8 610 426 | 6 749 991 | -21,61 |
| Taiwan | 3 308 298 | 2 572 495 | -22,24 | 2 916 675 | 2 464 488 | -15,50 |
| China | 2 651 485 | 9 601 631 | 262,12 | 4 102 456 | 11 499 762 | 180,31 |
| Papua New Guinea | 0 | 767 | - | 0 | 1 828 | - |
| Thailand | 1 905 447 | 2 125 137 | 11,53 | 2 710 013 | 2 633 491 | -2,82 |
| Singapore | 1 381 951 | 2 577 365 | 86,50 | 2 218 618 | 2 396 516 | 8,02 |
| Philippines | 576 775 | 1 107 761 | 92,06 | 578 587 | 996 972 | 72,31 |
| Malaysia | 2 549 935 | 9 933 997 | 289,58 | 1 262 952 | 1 849 935 | 46,48 |
| Myanmar | 623 208 | 869 350 | 39,50 | 326 068 | 377 510 | 15,78 |
| Cambodia | 62 830 | 200 | -99,68 | 182 293 | 1 056 | -99,42 |
| Brunei Darussalam | 0 | 25 435 | - | 0 | 19 622 | - |
| Vietnam | 2 953 483 | 3 623 441 | 22,68 | 2 760 915 | 2 560 868 | -7,25 |
| Maldives | 4 191 | 3 131 | -25,28 | 7 636 | 4 630 | -39,37 |
| India | 692 159 | 823 546 | 18,98 | 1 107 439 | 1 924 231 | 73,76 |
| Pakistan | 85 204 | 138 944 | 63,07 | 158 018 | 121 705 | -22,98 |
| Bangladesh | 1 437 025 | 1 768 670 | 23,08 | 1 238 849 | 1 277 065 | 3,08 |
| Sri Lanka | 415 703 | 411 910 | -0,91 | 346 146 | 467 951 | 35,19 |

**TABEL 6. PERKEMBANGAN EKSPOR INDONESIA MENURUT KOMODITI DAN NEGARA TUJUAN
JANUARI-FEBRUARI 2016 DAN 2017**

| KOMODITI / NEGARA TUJUAN | BERAT BERSIH (KG) | | PERUB | NILAI FOB (US \$) | | PERUB |
|------------------------------|-------------------|-------------------|--------------|-------------------|-------------------|--------------|
| | JAN-FEB 2016 | JAN-FEB 2017 | % | JAN-FEB 2016 | JAN-FEB 2017 | % |
| | (1) | (2) | (3) | (4) | (5) | (6) |
| Iraq | 86 890 | 688 904 | 692,85 | 15 052 | 640 174 | 4 153,22 |
| Iran (Islamic Republic Of) | 45 940 | 67 330 | 46,56 | 50 911 | 32 875 | -35,43 |
| Saudi Arabia | 6 772 252 | 8 942 591 | 32,05 | 3 399 823 | 4 793 773 | 41,00 |
| Israel | 38 102 | 33 750 | -11,42 | 21 032 | 23 434 | 11,42 |
| Kuwait | 2 658 203 | 376 854 | -85,82 | 583 610 | 255 319 | -56,25 |
| Jordan | 83 120 | 462 340 | 456,23 | 42 531 | 308 679 | 625,78 |
| Lebanon | 644 898 | 887 489 | 37,62 | 486 674 | 766 308 | 57,46 |
| Palestina | 0 | 24 996 | - | 0 | 24 996 | - |
| Oman | 336 260 | 324 879 | -3,38 | 107 738 | 109 337 | 1,48 |
| Syria Arab Republic | 0 | 41 780 | - | 0 | 54 690 | - |
| Turkey | 2 605 256 | 1 960 589 | -24,74 | 1 212 487 | 926 987 | -23,55 |
| United Arab Emirates | 3 093 364 | 2 950 083 | -4,63 | 1 221 955 | 1 093 366 | -10,52 |
| Qatar | 792 000 | 799 635 | 0,96 | 314 318 | 272 884 | -13,18 |
| Bahrain | 208 540 | 463 797 | 122,40 | 119 391 | 220 166 | 84,41 |
| Cyprus | 78 220 | 18 415 | -76,46 | 46 250 | 5 156 | -88,85 |
| Egypt | 65 539 | 103 416 | 57,79 | 63 702 | 115 566 | 81,42 |
| Kenya | 0 | 23 291 | - | 0 | 16 687 | - |
| Ghana | 0 | 129 600 | - | 0 | 66 096 | - |
| Guinea | 96 000 | 0 | -100,00 | 51 840 | 0 | -100,00 |
| Nigeria | 25 000 | 507 200 | 1 928,80 | 24 475 | 246 883 | 908,72 |
| Cote D'Ivoire | 0 | 26 600 | - | 0 | 18 746 | - |
| South Africa | 194 485 | 212 308 | 9,16 | 397 593 | 309 169 | -22,24 |
| Democratic Rep. Of The Congo | 0 | 24 000 | - | 0 | 10 320 | - |
| Australia | 2 125 723 | 2 401 224 | 12,96 | 1 825 505 | 2 108 020 | 15,48 |
| New Zealand | 299 592 | 111 557 | -62,76 | 174 376 | 74 328 | -57,37 |
| New Caledonia | 0 | 10 250 | - | 0 | 4 924 | - |
| Fiji | 60 | 0 | -100,00 | 209 | 0 | -100,00 |
| Kiribati | 0 | 298 | - | 0 | 345 | - |
| East Timor | 31 510 | 88 686 | 181,45 | 49 818 | 195 771 | 292,97 |
| United States | 2 446 754 | 2 314 286 | -5,41 | 2 695 688 | 2 944 529 | 9,23 |
| Canada | 17 378 | 20 | -99,88 | 21 678 | 2 | -99,99 |
| Mexico | 4 600 | 20 180 | 338,70 | 9 610 | 21 459 | 123,29 |
| Suriname | 0 | 95 | - | 0 | 670 | - |
| Chile | 6 480 | 0 | -100,00 | 3 445 | 0 | -100,00 |
| Argentina | 43 200 | 0 | -100,00 | 29 431 | 0 | -100,00 |
| Brazil | 141 554 | 211 972 | 49,75 | 247 119 | 205 050 | -17,02 |
| Colombia | 9 710 | 6 400 | -34,09 | 24 983 | 16 570 | -33,68 |
| Bolivia | 48 000 | 0 | -100,00 | 25 200 | 0 | -100,00 |
| Paraguay | 0 | 18 600 | - | 0 | 9 300 | - |
| Peru | 43 530 | 21 600 | -50,38 | 28 640 | 11 892 | -58,48 |
| Haiti | 24 000 | 0 | -100,00 | 12 480 | 0 | -100,00 |
| United Kingdom | 290 091 | 685 056 | 136,15 | 209 373 | 784 635 | 274,76 |
| Netherlands | 615 585 | 941 996 | 53,02 | 414 919 | 601 284 | 44,92 |
| France | 206 956 | 82 904 | -59,94 | 116 577 | 112 623 | -3,39 |
| Germany, Fed. Rep. Of | 639 825 | 816 175 | 27,56 | 863 020 | 889 977 | 3,12 |
| Austria | 959 | 809 | -15,60 | 169 288 | 134 971 | -20,27 |
| Belgium | 73 464 | 450 837 | 513,69 | 129 362 | 349 696 | 170,32 |
| Switzerland | 1 | 40 | 3 900,00 | 3 | 4 | 60,00 |
| Denmark | 1 144 143 | 1 090 221 | -4,71 | 498 144 | 569 200 | 14,26 |
| Norway | 5 961 000 | 7 269 647 | 21,95 | 1 490 250 | 1 820 346 | 22,15 |
| Sweden | 1 | 75 000 | 7 499 900,00 | 833 | 24 690 | 2 863,63 |
| Italy | 320 433 | 421 397 | 31,51 | 912 942 | 1 049 852 | 15,00 |
| Spain | 87 900 | 46 570 | -47,02 | 82 589 | 45 507 | -44,90 |
| Portugal | 4 | 0 | -100,00 | 3 | 0 | -100,00 |
| Greece | 1 832 904 | 1 341 495 | -26,81 | 1 107 411 | 838 868 | -24,25 |
| Kazakhstan | 0 | 51 000 | - | 0 | 73 950 | - |
| Ukraine | 0 | 15 602 | - | 0 | 18 039 | - |
| Estonia | 25 000 | 130 500 | 422,00 | 35 000 | 75 360 | 115,31 |
| Russia Federation | 1 266 810 | 1 428 076 | 12,73 | 642 926 | 830 472 | 29,17 |
| MINYAK ATSIRI | 8 777 176 | 11 997 255 | 36,69 | 50 534 907 | 64 720 439 | 28,07 |
| Japan | 19 237 | 26 414 | 37,31 | 756 542 | 1 130 385 | 49,41 |
| Hongkong | 209 | 191 | -9,00 | 4 174 | 47 753 | 1 044,04 |
| Korea, Republic Of | 48 972 | 49 474 | 1,03 | 968 621 | 1 058 975 | 9,33 |
| Taiwan | 3 390 | 2 385 | -29,65 | 35 149 | 31 279 | -11,01 |
| China | 50 962 | 50 197 | -1,50 | 943 938 | 1 856 085 | 96,63 |
| Macau | 59 | 0 | -100,00 | 683 | 0 | -100,00 |
| Papua New Guinea | 1 260 | 600 | -52,38 | 13 176 | 7 320 | -44,44 |
| Thailand | 680 702 | 689 174 | 1,24 | 6 885 941 | 8 304 398 | 20,60 |
| Singapore | 4 207 104 | 6 736 631 | 60,13 | 6 050 749 | 10 451 253 | 72,73 |
| Philippines | 262 745 | 475 488 | 80,97 | 3 345 199 | 6 598 263 | 97,25 |
| Malaysia | 136 442 | 210 408 | 54,21 | 798 836 | 829 610 | 3,85 |
| Myanmar | 11 090 | 83 044 | 648,82 | 133 300 | 787 588 | 490,84 |
| Cambodia | 1 000 | 8 674 | 767,42 | 4 930 | 111 828 | 2 168,33 |
| Brunei Darussalam | 620 | 0 | -100,00 | 7 407 | 0 | -100,00 |
| Lao People'S Dem. Rep. | 106 | 119 | 12,50 | 479 | 553 | 15,27 |
| Nepal | 0 | 50 | - | 0 | 13 274 | - |
| Vietnam | 240 407 | 258 687 | 7,60 | 2 926 932 | 3 149 033 | 7,59 |
| Maldives | 370 | 140 | -62,16 | 74 | 10 400 | 13 954,43 |
| India | 157 217 | 153 257 | -2,52 | 3 817 976 | 4 508 063 | 18,07 |
| Pakistan | 57 652 | 51 561 | -10,56 | 1 291 129 | 665 690 | -48,44 |
| Bangladesh | 14 625 | 10 775 | -26,32 | 355 568 | 177 599 | -50,05 |
| Sri Lanka | 8 115 | 6 140 | -24,34 | 75 072 | 71 326 | -4,99 |
| Iran (Islamic Republic Of) | 675 | 0 | -100,00 | 7 027 | 0 | -100,00 |
| Saudi Arabia | 0 | 250 | - | 0 | 1 693 | - |
| Kuwait | 50 | 43 | -14,00 | 2 400 | 215 | -91,04 |
| Turkey | 3 640 | 1 165 | -67,99 | 55 690 | 11 525 | -79,31 |

TABEL 6. PERKEMBANGAN EKSPOR INDONESIA MENURUT KOMODITI DAN NEGARA TUJUAN
JANUARI-FEBRUARI 2016 DAN 2017

| KOMODITI / NEGARA TUJUAN | BERAT BERSIH (KG) | | PERUB | NILAI FOB (US \$) | | PERUB |
|--|-------------------|-------------------|-------------|-------------------|-------------------|--------------|
| | JAN-FEB 2016 | JAN-FEB 2017 | % | JAN-FEB 2016 | JAN-FEB 2017 | % |
| | (1) | (2) | (3) | (4) | (5) | (6) |
| United Arab Emirates | 5 267 | 4 350 | -17,40 | 239 750 | 228 071 | -4,87 |
| Qatar | 25 | 0 | -100,00 | 3 125 | 0 | -100,00 |
| Bahrain | 0 | 31 | - | 0 | 1 420 | - |
| Egypt | 1 200 | 1 175 | -2,12 | 61 549 | 4 382 | -92,88 |
| Nigeria | 139 650 | 115 700 | -17,15 | 2 409 378 | 2 034 345 | -15,57 |
| Australia | 25 716 | 24 007 | -6,65 | 367 785 | 509 456 | 38,52 |
| New Zealand | 1 920 | 2 949 | 53,59 | 40 698 | 81 793 | 100,98 |
| Guam | 0 | 6 | - | 0 | 14 | - |
| Palau | 0 | 610 | - | 0 | 908 | - |
| Fiji | 0 | 1 650 | - | 0 | 1 980 | - |
| Solomon Islands | 0 | 208 | - | 0 | 2 294 | - |
| East Timor | 650 | 316 | -51,36 | 2 137 | 850 | -60,25 |
| United States | 114 091 | 116 401 | 2,03 | 5 386 099 | 5 988 732 | 11,19 |
| Canada | 250 | 4 742 | 1 796,80 | 16 114 | 191 312 | 1 087,25 |
| Mexico | 2 363 | 19 108 | 708,63 | 162 669 | 566 639 | 248,34 |
| Chile | 0 | 9 | - | 0 | 724 | - |
| Argentina | 0 | 1 634 | - | 0 | 77 526 | - |
| Brazil | 8 260 | 19 680 | 138,26 | 364 338 | 750 914 | 106,10 |
| Colombia | 0 | 1 260 | - | 0 | 87 223 | - |
| Paraguay | 900 | 0 | -100,00 | 12 990 | 0 | -100,00 |
| Dominican Republic | 14 515 | 29 030 | 100,00 | 220 776 | 452 874 | 105,13 |
| Antigua And Barbuda | 7 | 0 | -100,00 | 541 | 0 | -100,00 |
| Martinique | 5 | 0 | -100,00 | 77 | 0 | -100,00 |
| United Kingdom | 150 840 | 1 214 425 | 705,11 | 770 666 | 1 382 101 | 79,34 |
| Netherlands | 2 192 322 | 1 385 966 | -36,78 | 1 653 687 | 1 275 041 | -22,90 |
| France | 69 423 | 78 501 | 13,08 | 2 841 629 | 4 068 294 | 43,17 |
| Germany, Fed. Rep. Of | 17 159 | 10 321 | -39,85 | 1 133 866 | 1 002 227 | -11,61 |
| Belgium | 435 | 31 | -92,92 | 13 512 | 600 | -95,56 |
| Switzerland | 26 707 | 45 570 | 70,63 | 2 019 408 | 2 506 238 | 24,11 |
| Italy | 5 565 | 10 580 | 90,12 | 101 182 | 233 039 | 130,32 |
| Spain | 93 072 | 94 028 | 1,03 | 4 211 842 | 3 447 076 | -18,16 |
| Portugal | 75 | 0 | -100,00 | 2 880 | 0 | -100,00 |
| Hungary | 50 | 0 | -100,00 | 4 925 | 0 | -100,00 |
| Slovenia | 25 | 50 | 100,00 | 11 198 | 19 | -99,83 |
| Czech Republic | 36 | 0 | -100,00 | 1 096 | 0 | -100,00 |
| Serbia | 0 | 50 | - | 0 | 242 | - |
| KIMIA DASAR ORGANIK YANG MENGHASILKAN | | | | | | |
| BAHAN KIMIA | 31 352 739 | 32 043 344 | 2,20 | 52 122 581 | 63 289 353 | 21,42 |
| Japan | 7 060 655 | 6 020 266 | -14,74 | 11 584 773 | 9 564 674 | -17,44 |
| Hongkong | 393 504 | 255 122 | -35,17 | 607 045 | 368 499 | -39,30 |
| Korea, Republic Of | 3 694 925 | 5 326 825 | 44,17 | 5 752 870 | 7 001 853 | 21,71 |
| Taiwan | 380 956 | 560 112 | 47,03 | 614 251 | 936 891 | 52,53 |
| China | 730 987 | 624 035 | -14,63 | 1 085 069 | 981 113 | -9,58 |
| Papua New Guinea | 0 | 28 190 | - | 0 | 55 110 | - |
| Thailand | 710 725 | 933 558 | 31,35 | 1 189 109 | 1 533 043 | 28,92 |
| Singapore | 608 097 | 709 442 | 16,67 | 914 608 | 1 083 567 | 18,47 |
| Philippines | 1 905 670 | 1 480 211 | -22,33 | 2 990 147 | 2 155 696 | -27,91 |
| Malaysia | 3 752 095 | 3 567 655 | -4,92 | 5 612 985 | 5 195 707 | -7,43 |
| Myanmar | 18 910 | 0 | -100,00 | 30 819 | 0 | -100,00 |
| Vietnam | 1 156 130 | 1 584 445 | 37,05 | 1 676 370 | 2 203 071 | 31,42 |
| Maldives | 47 | 0 | -100,00 | 113 | 0 | -100,00 |
| India | 2 150 970 | 3 116 440 | 44,89 | 4 944 961 | 18 311 662 | 270,31 |
| Pakistan | 616 516 | 971 662 | 57,61 | 804 804 | 1 530 752 | 90,20 |
| Bangladesh | 29 600 | 30 850 | 4,22 | 45 100 | 29 850 | -33,81 |
| Sri Lanka | 6 840 | 11 550 | 68,86 | 11 705 | 19 543 | 66,97 |
| Saudi Arabia | 197 800 | 213 400 | 7,89 | 255 324 | 191 473 | -25,01 |
| Israel | 73 250 | 81 030 | 10,62 | 239 067 | 250 385 | 4,73 |
| Turkey | 399 850 | 436 840 | 9,25 | 894 923 | 797 558 | -10,88 |
| United Arab Emirates | 16 000 | 37 800 | 136,25 | 8 233 | 17 488 | 112,41 |
| Egypt | 324 000 | 148 000 | -54,32 | 436 587 | 175 699 | -59,76 |
| Morocco | 21 000 | 37 500 | 78,57 | 26 810 | 47 846 | 78,46 |
| Kenya | 72 000 | 0 | -100,00 | 95 905 | 0 | -100,00 |
| Ghana | 55 125 | 0 | -100,00 | 99 409 | 0 | -100,00 |
| Nigeria | 444 510 | 439 319 | -1,17 | 836 737 | 788 906 | -5,72 |
| Cote D'Ivoire | 17 000 | 0 | -100,00 | 40 460 | 0 | -100,00 |
| Senegal | 294 000 | 0 | -100,00 | 413 133 | 0 | -100,00 |
| South Africa | 236 000 | 255 500 | 8,26 | 357 991 | 319 074 | -10,87 |
| Mauritius | 21 269 | 21 269 | 0,00 | 50 513 | 50 513 | 0,00 |
| Democratic Rep. Of The Congo | 28 800 | 0 | -100,00 | 57 960 | 0 | -100,00 |
| Australia | 1 237 608 | 847 761 | -31,50 | 1 385 047 | 985 601 | -28,84 |
| New Zealand | 77 250 | 108 632 | 40,62 | 111 452 | 133 930 | 20,17 |
| American Samoa | 1 680 | 0 | -100,00 | 3 935 | 0 | -100,00 |
| East Timor | 350 | 3 150 | 800,00 | 1 204 | 1 685 | 39,96 |
| United States | 475 785 | 505 991 | 6,35 | 1 153 595 | 1 458 166 | 26,40 |
| Canada | 63 000 | 42 000 | -33,33 | 89 021 | 59 044 | -33,67 |
| Mexico | 0 | 165 750 | - | 0 | 167 581 | - |
| Guatemala | 19 600 | 0 | -100,00 | 26 617 | 0 | -100,00 |
| Argentina | 21 400 | 114 000 | 432,71 | 30 495 | 177 430 | 481,83 |
| Brazil | 340 500 | 142 300 | -58,21 | 480 055 | 242 434 | -49,50 |
| Dominican Republic | 0 | 5 000 | - | 0 | 38 905 | - |
| Costa Rica | 19 000 | 0 | -100,00 | 26 344 | 0 | -100,00 |
| United Kingdom | 42 000 | 60 000 | 42,86 | 57 959 | 78 354 | 35,19 |
| Netherlands | 570 300 | 585 175 | 2,61 | 1 337 375 | 1 332 495 | -0,36 |
| France | 3 450 | 4 425 | 28,26 | 10 125 | 12 465 | 23,11 |
| Germany, Fed. Rep. Of | 553 600 | 492 412 | -11,05 | 1 237 102 | 1 165 786 | -5,76 |
| Belgium | 798 700 | 498 600 | -37,57 | 1 188 492 | 699 915 | -41,11 |

TABEL 6. PERKEMBANGAN EKSPOR INDONESIA MENURUT KOMODITI DAN NEGARA TUJUAN
JANUARI-FEBRUARI 2016 DAN 2017

| KOMODITI / NEGARA TUJUAN | BERAT BERSIH (KG) | | PERUB | NILAI FOB (US \$) | | PERUB |
|-------------------------------------|-------------------|-------------------|-------------|-------------------|-------------------|---------------|
| | JAN-FEB 2016 | JAN-FEB 2017 | % | JAN-FEB 2016 | JAN-FEB 2017 | % |
| | (1) | (2) | (3) | (4) | (5) | (6) |
| Denmark | 0 | 3 | - | 0 | 2 | - |
| Norway | 18 000 | 18 000 | 0,00 | 26 640 | 26 640 | 0,00 |
| Sweden | 21 000 | 21 000 | 0,00 | 26 170 | 24 703 | -5,61 |
| Finland | 28 000 | 55 500 | 98,21 | 84 000 | 167 800 | 99,76 |
| Ireland | 0 | 20 000 | - | 0 | 25 227 | - |
| Italy | 277 800 | 177 800 | -36,00 | 474 652 | 337 183 | -28,96 |
| Spain | 523 550 | 459 600 | -12,21 | 1 337 398 | 1 146 860 | -14,25 |
| Portugal | 20 000 | 20 000 | 0,00 | 26 123 | 23 787 | -8,94 |
| Greece | 17 500 | 21 000 | 20,00 | 23 160 | 26 971 | 16,45 |
| Hungary | 64 800 | 64 800 | 0,00 | 194 400 | 194 400 | 0,00 |
| Poland | 544 800 | 572 225 | 5,03 | 719 653 | 758 058 | 5,34 |
| Bulgaria | 42 000 | 0 | -100,00 | 56 583 | 0 | -100,00 |
| Latvia | 57 600 | 0 | -100,00 | 172 800 | 0 | -100,00 |
| Slovenia | 21 000 | 45 000 | 114,29 | 28 770 | 95 010 | 230,24 |
| Russia Federation | 75 235 | 102 200 | 35,84 | 135 630 | 298 950 | 120,42 |
| PEMBERANTAS HAMA (FORMULASI) | 12 125 124 | 12 927 976 | 6,62 | 53 829 312 | 46 959 225 | -12,76 |
| Japan | 896 807 | 869 048 | -3,10 | 1 827 870 | 2 390 724 | 30,79 |
| Hongkong | 17 865 | 12 | -99,93 | 18 737 | 35 | -99,81 |
| Korea, Republic Of | 450 512 | 218 721 | -51,45 | 2 161 255 | 750 974 | -65,25 |
| Taiwan | 211 701 | 68 497 | -67,64 | 810 421 | 449 527 | -44,53 |
| China | 1 290 560 | 982 355 | -23,88 | 19 102 669 | 13 267 361 | -30,55 |
| Papua New Guinea | 30 | 84 | 180,00 | 5 | 640 | 13 477,79 |
| Thailand | 654 769 | 1 355 014 | 106,95 | 5 306 934 | 7 910 540 | 49,06 |
| Singapore | 426 743 | 427 143 | 0,09 | 1 408 796 | 1 249 211 | -11,33 |
| Philippines | 1 028 581 | 1 814 872 | 76,44 | 5 588 580 | 5 864 649 | 4,94 |
| Malaysia | 1 077 714 | 833 098 | -22,70 | 3 159 244 | 3 056 278 | -3,26 |
| Myanmar | 0 | 76 859 | - | 0 | 69 736 | - |
| Cambodia | 244 | 0 | -100,00 | 2 535 | 0 | -100,00 |
| Brunei Darussalam | 1 168 | 2 500 | 114,04 | 2 817 | 12 404 | 340,25 |
| Vietnam | 446 523 | 650 218 | 45,62 | 3 539 561 | 2 854 887 | -19,34 |
| Maldives | 24 070 | 23 946 | -0,52 | 104 802 | 63 958 | -38,97 |
| India | 0 | 19 656 | - | 0 | 68 761 | - |
| Pakistan | 1 139 935 | 2 064 839 | 81,14 | 903 456 | 2 656 721 | 194,06 |
| Bangladesh | 52 200 | 22 848 | -56,23 | 92 937 | 117 832 | 26,79 |
| Sri Lanka | 34 845 | 223 588 | 541,67 | 437 929 | 444 277 | 1,45 |
| Afghanistan | 0 | 42 682 | - | 0 | 135 850 | - |
| Iran (Islamic Republic Of) | 0 | 16 560 | - | 0 | 62 100 | - |
| Saudi Arabia | 0 | 10 224 | - | 0 | 116 372 | - |
| Israel | 20 253 | 0 | -100,00 | 114 352 | 0 | -100,00 |
| Jordan | 0 | 8 740 | - | 0 | 92 514 | - |
| Lebanon | 48 096 | 0 | -100,00 | 49 860 | 0 | -100,00 |
| Yemen | 1 451 | 25 821 | 1 679,52 | 10 800 | 90 157 | 734,78 |
| United Arab Emirates | 1 294 | 0 | -100,00 | 13 491 | 0 | -100,00 |
| Cyprus | 20 765 | 22 460 | 8,16 | 35 309 | 34 673 | -1,80 |
| Sudan | 15 490 | 0 | -100,00 | 91 401 | 0 | -100,00 |
| Tanzania, United Rep. Of | 280 651 | 141 230 | -49,68 | 1 010 404 | 518 643 | -48,67 |
| Kenya | 2 080 | 0 | -100,00 | 19 913 | 0 | -100,00 |
| Togo | 0 | 11 | - | 0 | 16 | - |
| Ghana | 0 | 15 300 | - | 0 | 57 375 | - |
| Angola | 30 | 0 | -100,00 | 86 | 0 | -100,00 |
| Nigeria | 12 | 105 162 | 876 252,50 | 67 | 212 888 | 318 594,12 |
| Gabon | 0 | 13 049 | - | 0 | 39 838 | - |
| Senegal | 18 273 | 0 | -100,00 | 73 414 | 0 | -100,00 |
| Burkina Faso | 0 | 21 | - | 0 | 71 | - |
| Gambia | 507 | 0 | -100,00 | 2 025 | 0 | -100,00 |
| South Africa | 69 927 | 300 964 | 330,40 | 89 187 | 375 008 | 320,47 |
| Mauritius | 29 953 | 49 355 | 64,77 | 71 241 | 97 807 | 37,29 |
| Australia | 1 564 007 | 317 693 | -79,69 | 4 670 646 | 946 849 | -79,73 |
| New Zealand | 42 914 | 1 629 | -96,20 | 132 152 | 65 180 | -50,68 |
| New Caledonia | 6 070 | 0 | -100,00 | 20 197 | 0 | -100,00 |
| Kiribati | 1 200 | 648 | -46,00 | 1 120 | 2 430 | 116,96 |
| Samoa | 10 575 | 8 820 | -16,60 | 14 923 | 15 939 | 6,81 |
| Solomon Islands | 0 | 3 893 | - | 0 | 20 010 | - |
| East Timor | 37 936 | 34 560 | -8,90 | 100 992 | 91 268 | -9,63 |
| United States | 1 585 | 1 | -99,94 | 9 435 | 5 | -99,95 |
| Mexico | 952 711 | 1 199 657 | 25,92 | 1 219 866 | 1 448 300 | 18,73 |
| Guatemala | 97 380 | 147 960 | 51,94 | 149 558 | 135 519 | -9,39 |
| Honduras | 59 184 | 18 495 | -68,75 | 57 256 | 16 728 | -70,78 |
| Nicaragua | 73 980 | 73 980 | 0,00 | 64 735 | 69 457 | 7,29 |
| Panama | 8 999 | 44 997 | 400,00 | 9 212 | 49 392 | 436,19 |
| Suriname | 0 | 212 | - | 0 | 875 | - |
| Argentina | 364 871 | 151 038 | -58,61 | 457 543 | 176 220 | -61,49 |
| Brazil | 9 139 | 0 | -100,00 | 8 212 | 0 | -100,00 |
| Colombia | 7 706 | 9 553 | 23,97 | 69 121 | 12 617 | -81,75 |
| Peru | 961 | 7 106 | 639,28 | 8 838 | 12 246 | 38,57 |
| Trinidad And Tobago | 36 164 | 0 | -100,00 | 31 064 | 0 | -100,00 |
| Jamaica | 56 238 | 53 904 | -4,15 | 70 216 | 82 642 | 17,70 |
| Dominican Republic | 72 328 | 0 | -100,00 | 105 512 | 0 | -100,00 |
| El Salvador | 55 564 | 0 | -100,00 | 62 251 | 0 | -100,00 |
| Costa Rica | 68 998 | 56 998 | -17,39 | 71 133 | 61 572 | -13,44 |
| Haiti | 32 100 | 17 455 | -45,62 | 37 450 | 60 895 | 62,60 |
| Netherlands Antilles | 0 | 56 | - | 0 | 536 | - |
| France | 9 408 | 0 | -100,00 | 11 045 | 0 | -100,00 |
| Germany, Fed. Rep. Of | 5 | 547 | 12 044,44 | 153 | 4 025 | 2 537,17 |
| Belgium | 2 | 0 | -100,00 | 32 | 0 | -100,00 |
| Denmark | 3 | 0 | -100,00 | 5 | 0 | -100,00 |

**TABEL 6. PERKEMBANGAN EKSPOR INDONESIA MENURUT KOMODITI DAN NEGARA TUJUAN
JANUARI-FEBRUARI 2016 DAN 2017**

| KOMODITI / NEGARA TUJUAN | BERAT BERSIH (KG) | | PERUB | NILAI FOB (US \$) | | PERUB |
|---|-------------------|------------------|---------------|-------------------|-------------------|---------------|
| | JAN-FEB 2016 | JAN-FEB 2017 | % | JAN-FEB 2016 | JAN-FEB 2017 | % |
| | (1) | (2) | (3) | (4) | (5) | (6) |
| Italy | 158 145 | 237 492 | 50,17 | 244 208 | 405 089 | 65,88 |
| Portugal | 0 | 16 875 | - | 0 | 23 220 | - |
| Greece | 0 | 59 550 | - | 0 | 128 910 | - |
| Poland | 39 952 | 0 | -100,00 | 52 482 | 0 | -100,00 |
| Turkmenistan | 288 | 0 | -100,00 | 925 | 0 | -100,00 |
| Ukraine | 21 779 | 11 996 | -44,92 | 21 860 | 13 484 | -38,32 |
| Russia Federation | 71 885 | 47 984 | -33,25 | 77 073 | 53 995 | -29,94 |
| KIMIA DASAR ORGANIK UNTUK BAHAN BAKU ZAT | | | | | | |
| WARNA | 6 028 109 | 4 791 218 | -20,52 | 31 625 430 | 25 133 302 | -20,53 |
| Japan | 300 592 | 265 917 | -11,54 | 1 261 132 | 1 578 983 | 25,20 |
| Hongkong | 7 360 | 45 618 | 519,81 | 90 843 | 434 989 | 378,84 |
| Korea, Republic Of | 42 771 | 31 754 | -25,76 | 368 753 | 239 756 | -34,98 |
| Taiwan | 81 205 | 118 032 | 45,35 | 984 585 | 826 865 | -16,02 |
| China | 896 609 | 210 307 | -76,54 | 3 081 329 | 2 126 509 | -30,99 |
| Thailand | 246 762 | 170 613 | -30,86 | 1 817 406 | 1 590 819 | -12,47 |
| Singapore | 1 394 924 | 1 320 813 | -5,31 | 4 364 136 | 2 874 243 | -34,14 |
| Philippines | 50 372 | 131 530 | 161,12 | 234 713 | 503 529 | 114,53 |
| Malaysia | 73 027 | 94 321 | 29,16 | 302 806 | 258 722 | -14,56 |
| Vietnam | 75 757 | 115 925 | 53,02 | 613 615 | 721 284 | 17,55 |
| India | 498 143 | 55 787 | -88,80 | 2 018 418 | 662 354 | -67,18 |
| Pakistan | 85 800 | 76 915 | -10,36 | 267 891 | 216 027 | -19,36 |
| Bangladesh | 229 410 | 229 230 | -0,08 | 1 204 803 | 1 209 825 | 0,42 |
| Sri Lanka | 3 155 | 5 645 | 78,92 | 40 130 | 48 455 | 20,75 |
| Saudi Arabia | 1 360 | 0 | -100,00 | 11 446 | 0 | -100,00 |
| Jordan | 3 150 | 0 | -100,00 | 21 092 | 0 | -100,00 |
| Turkey | 372 155 | 327 365 | -12,04 | 2 637 481 | 1 714 457 | -35,00 |
| Bahrain | 0 | 100 | - | 0 | 1 938 | - |
| Egypt | 4 660 | 6 255 | 34,23 | 37 747 | 25 106 | -33,49 |
| Morocco | 60 | 0 | -100,00 | 665 | 0 | -100,00 |
| Madagascar | 0 | 75 | - | 0 | 1 316 | - |
| Kenya | 900 | 0 | -100,00 | 13 563 | 0 | -100,00 |
| Nigeria | 5 480 | 11 000 | 100,73 | 108 168 | 226 270 | 109,18 |
| South Africa | 4 260 | 11 300 | 165,26 | 39 806 | 71 037 | 78,45 |
| Australia | 39 910 | 56 683 | 42,03 | 125 645 | 120 223 | -4,31 |
| New Zealand | 2 410 | 13 068 | 442,22 | 5 370 | 82 877 | 1 443,26 |
| Tonga | 54 | 0 | -100,00 | 400 | 0 | -100,00 |
| East Timor | 487 | 33 | -93,22 | 2 910 | 8 | -99,74 |
| United States | 282 538 | 507 836 | 79,74 | 2 445 767 | 3 243 675 | 32,62 |
| Canada | 3 844 | 0 | -100,00 | 37 444 | 0 | -100,00 |
| Mexico | 149 720 | 119 103 | -20,45 | 1 111 870 | 827 860 | -25,54 |
| Guatemala | 200 | 0 | -100,00 | 5 945 | 0 | -100,00 |
| Honduras | 36 835 | 13 635 | -62,98 | 623 103 | 216 370 | -65,28 |
| Panama | 8 715 | 10 450 | 19,91 | 96 618 | 155 909 | 61,37 |
| Cuba | 400 | 0 | -100,00 | 6 440 | 0 | -100,00 |
| Suriname | 0 | 10 | - | 0 | 25 | - |
| Chile | 632 | 1 500 | 137,34 | 4 433 | 17 711 | 299,51 |
| Argentina | 10 365 | 1 140 | -89,00 | 92 866 | 20 023 | -78,44 |
| Brazil | 63 245 | 34 620 | -45,26 | 431 358 | 301 311 | -30,15 |
| Colombia | 19 880 | 50 | -99,75 | 78 597 | 924 | -98,83 |
| Ecuador | 0 | 300 | - | 0 | 3 003 | - |
| Peru | 575 | 125 | -78,26 | 9 085 | 1 028 | -88,68 |
| El Salvador | 350 | 9 000 | 2 471,43 | 11 022 | 113 940 | 933,80 |
| Netherlands | 232 811 | 264 652 | 13,68 | 2 871 555 | 1 930 117 | -32,78 |
| Germany, Fed. Rep. Of | 286 955 | 310 195 | 8,10 | 1 344 276 | 1 368 502 | 1,80 |
| Belgium | 198 141 | 133 220 | -32,77 | 1 358 420 | 873 219 | -35,72 |
| Switzerland | 57 055 | 23 450 | -58,90 | 616 984 | 267 178 | -56,70 |
| Italy | 92 000 | 2 300 | -97,50 | 185 729 | 26 143 | -85,92 |
| Spain | 163 075 | 61 350 | -62,38 | 639 067 | 230 772 | -63,89 |
| CAT DAN TINTA CETAK | | | | | | |
| Japan | 5 617 934 | 8 449 484 | 50,40 | 22 573 722 | 35 526 118 | 57,38 |
| Japan | 386 767 | 398 001 | 2,90 | 5 104 929 | 5 248 769 | 2,82 |
| Hongkong | 16 954 | 15 159 | -10,59 | 73 024 | 89 990 | 23,23 |
| Korea, Republic Of | 284 916 | 257 833 | -9,51 | 303 353 | 270 613 | -10,79 |
| Taiwan | 90 122 | 135 025 | 49,82 | 104 795 | 100 273 | -4,32 |
| China | 310 851 | 323 996 | 4,23 | 1 557 400 | 1 698 243 | 9,04 |
| Papua New Guinea | 8 030 | 3 391 | -57,76 | 37 481 | 14 700 | -60,78 |
| Thailand | 988 708 | 1 264 813 | 27,93 | 1 151 922 | 2 228 220 | 93,44 |
| Singapore | 627 303 | 1 402 329 | 123,55 | 5 887 530 | 10 437 638 | 77,28 |
| Philippines | 612 044 | 729 558 | 19,20 | 1 626 059 | 2 139 019 | 31,55 |
| Malaysia | 124 441 | 394 902 | 217,34 | 301 202 | 827 551 | 174,75 |
| Myanmar | 66 812 | 88 010 | 31,73 | 82 766 | 56 819 | -31,35 |
| Brunei Darussalam | 12 024 | 236 | -98,04 | 37 663 | 937 | -97,51 |
| Nepal | 1 210 | 667 | -44,91 | 4 507 | 2 413 | -46,46 |
| Vietnam | 313 305 | 594 582 | 89,78 | 757 643 | 1 167 061 | 54,04 |
| Maldives | 5 515 | 764 | -86,14 | 14 497 | 2 803 | -80,66 |
| India | 136 075 | 176 702 | 29,86 | 274 438 | 574 830 | 109,46 |
| Pakistan | 8 080 | 3 963 | -50,95 | 58 085 | 61 600 | 6,05 |
| Bangladesh | 15 554 | 372 178 | 2 292,86 | 54 553 | 273 867 | 402,02 |
| Sri Lanka | 25 353 | 76 118 | 200,23 | 84 308 | 198 306 | 135,22 |
| Iran (Islamic Republic Of) | 0 | 150 | - | 0 | 150 | - |
| Saudi Arabia | 2 420 | 23 | -99,03 | 11 435 | 300 | -97,38 |
| United Arab Emirates | 578 | 0 | -100,00 | 2 656 | 0 | -100,00 |
| Egypt | 0 | 520 | - | 0 | 10 400 | - |
| Cameroon | 621 | 0 | -100,00 | 3 606 | 0 | -100,00 |
| Nigeria | 80 591 | 79 800 | -0,98 | 252 130 | 221 185 | -12,27 |
| South Africa | 2 106 | 80 | -96,20 | 6 445 | 32 | -99,50 |

TABEL 6. PERKEMBANGAN EKSPOR INDONESIA MENURUT KOMODITI DAN NEGARA TUJUAN
JANUARI-FEBRUARI 2016 DAN 2017

| KOMODITI / NEGARA TUJUAN | BERAT BERSIH (KG) | | PERUB | NILAI FOB (US \$) | | PERUB |
|----------------------------|-------------------|-------------------|---------------|-------------------|-------------------|---------------|
| | JAN-FEB 2016 | JAN-FEB 2017 | % | JAN-FEB 2016 | JAN-FEB 2017 | % |
| | (1) | (2) | (3) | (4) | (5) | (6) |
| Australia | 613 964 | 556 157 | -9,42 | 547 301 | 620 572 | 13,39 |
| New Zealand | 13 501 | 12 480 | -7,56 | 40 126 | 32 648 | -18,64 |
| East Timor | 482 915 | 776 648 | 60,82 | 307 638 | 398 122 | 29,41 |
| United States | 323 452 | 432 779 | 33,80 | 3 360 480 | 3 260 005 | -2,99 |
| Mexico | 0 | 47 628 | - | 0 | 240 986 | - |
| Argentina | 1 545 | 0 | -100,00 | 16 268 | 0 | -100,00 |
| Brazil | 9 044 | 54 983 | 507,97 | 51 890 | 269 063 | 418,53 |
| Peru | 900 | 0 | -100,00 | 2 142 | 0 | -100,00 |
| Trinidad And Tobago | 10 491 | 0 | -100,00 | 44 455 | 0 | -100,00 |
| Martinique | 0 | 70 | - | 0 | 173 | - |
| United Kingdom | 4 510 | 79 906 | 1 671,76 | 39 846 | 2 191 013 | 5 398,73 |
| Netherlands | 33 | 199 | 505,03 | 90 | 425 | 374,68 |
| France | 0 | 21 | - | 0 | 3 | - |
| Germany, Fed. Rep. Of | 36 952 | 169 760 | 359,41 | 368 235 | 2 887 053 | 684,03 |
| Belgium | 1 | 15 | 1 380,00 | 1 | 53 | 5 150,00 |
| Finland | 0 | 11 | - | 0 | 24 | - |
| Spain | 246 | 0 | -100,00 | 2 825 | 0 | -100,00 |
| Belarus | 0 | 27 | - | 0 | 260 | - |
| ARANG KAYU | 17 232 662 | 17 856 977 | 3,62 | 11 104 401 | 13 765 559 | 23,96 |
| Japan | 1 346 299 | 292 840 | -78,25 | 716 720 | 186 765 | -73,94 |
| Hongkong | 0 | 6 863 | - | 0 | 3 500 | - |
| Korea, Republic Of | 199 661 | 794 355 | 297,85 | 111 063 | 274 576 | 147,23 |
| Taiwan | 45 970 | 0 | -100,00 | 18 388 | 0 | -100,00 |
| China | 3 007 924 | 1 532 289 | -49,06 | 1 091 984 | 617 694 | -43,43 |
| Thailand | 608 463 | 0 | -100,00 | 235 121 | 0 | -100,00 |
| Singapore | 18 025 | 27 353 | 51,75 | 12 006 | 6 379 | -46,87 |
| Malaysia | 708 975 | 702 950 | -0,85 | 109 614 | 210 941 | 92,44 |
| Vietnam | 52 800 | 0 | -100,00 | 21 366 | 0 | -100,00 |
| India | 18 000 | 0 | -100,00 | 24 550 | 0 | -100,00 |
| Sri Lanka | 302 100 | 35 | -99,99 | 117 991 | 770 | -99,35 |
| Iraq | 1 933 221 | 2 378 112 | 23,01 | 1 624 849 | 2 032 897 | 25,11 |
| Iran (Islamic Republic Of) | 103 054 | 51 783 | -49,75 | 49 547 | 56 227 | 13,48 |
| Saudi Arabia | 2 023 409 | 2 663 423 | 31,63 | 1 486 068 | 2 701 254 | 81,77 |
| Israel | 13 406 | 18 000 | 34,26 | 19 251 | 18 000 | -6,50 |
| Kuwait | 55 561 | 1 124 438 | 1 923,81 | 44 437 | 131 186 | 195,22 |
| Jordan | 363 910 | 605 301 | 66,33 | 358 995 | 604 163 | 68,29 |
| Lebanon | 286 717 | 688 539 | 140,15 | 225 826 | 673 001 | 198,02 |
| Oman | 40 000 | 158 460 | 296,15 | 15 975 | 34 317 | 114,81 |
| Turkey | 355 322 | 264 180 | -25,65 | 351 061 | 203 746 | -41,96 |
| United Arab Emirates | 512 662 | 694 666 | 35,50 | 418 177 | 465 905 | 11,41 |
| Qatar | 98 249 | 130 327 | 32,65 | 85 269 | 122 712 | 43,91 |
| Bahrain | 133 700 | 292 780 | 118,98 | 54 557 | 97 179 | 78,12 |
| Cyprus | 11 630 | 0 | -100,00 | 12 978 | 0 | -100,00 |
| Egypt | 17 356 | 76 368 | 340,01 | 24 393 | 54 168 | 122,06 |
| Tanzania, United Rep. Of | 24 000 | 0 | -100,00 | 13 200 | 0 | -100,00 |
| Uganda | 0 | 19 500 | - | 0 | 22 425 | - |
| South Africa | 13 406 | 14 200 | 5,92 | 18 757 | 20 164 | 7,50 |
| Australia | 42 067 | 391 172 | 829,87 | 17 480 | 117 556 | 572,52 |
| New Zealand | 15 435 | 37 980 | 146,06 | 16 979 | 14 886 | -12,33 |
| Fiji | 0 | 55 | - | 0 | 1 250 | - |
| United States | 331 570 | 396 811 | 19,68 | 380 005 | 474 206 | 24,79 |
| Canada | 18 832 | 12 594 | -33,13 | 19 772 | 12 909 | -34,71 |
| Chile | 61 | 0 | -100,00 | 641 | 0 | -100,00 |
| Brazil | 268 066 | 477 045 | 77,96 | 180 133 | 362 113 | 101,03 |
| Uruguay | 0 | 52 008 | - | 0 | 39 000 | - |
| Paraguay | 158 024 | 24 000 | -84,81 | 132 000 | 27 566 | -79,12 |
| French Polynesia | 0 | 18 500 | - | 0 | 8 103 | - |
| United Kingdom | 199 963 | 293 148 | 46,60 | 179 506 | 342 651 | 90,89 |
| Netherlands | 132 965 | 460 278 | 246,16 | 140 212 | 486 638 | 247,07 |
| France | 1 062 912 | 6 933 | -99,35 | 55 066 | 9 118 | -83,44 |
| Germany, Fed. Rep. Of | 1 317 180 | 1 701 187 | 29,15 | 1 143 708 | 1 732 251 | 51,46 |
| Belgium | 189 688 | 335 517 | 76,88 | 165 582 | 315 433 | 90,50 |
| Denmark | 91 944 | 121 265 | 31,89 | 117 700 | 144 480 | 22,75 |
| Sweden | 107 050 | 64 700 | -39,56 | 83 693 | 100 874 | 20,53 |
| Finland | 32 520 | 18 400 | -43,42 | 31 219 | 7 200 | -76,94 |
| Spain | 40 539 | 61 751 | 52,32 | 39 640 | 62 169 | 56,83 |
| Hungary | 0 | 38 150 | - | 0 | 54 464 | - |
| Poland | 44 000 | 0 | -100,00 | 2 390 | 0 | -100,00 |
| Romania | 14 730 | 18 000 | 22,20 | 7 365 | 25 200 | 242,16 |
| Bulgaria | 0 | 18 000 | - | 0 | 6 300 | - |
| Azerbaijan | 0 | 25 500 | - | 0 | 27 500 | - |
| Ukraine | 39 500 | 32 000 | -18,99 | 24 182 | 28 200 | 16,62 |
| Lithuania | 108 418 | 21 490 | -80,18 | 185 199 | 34 138 | -81,57 |
| Latvia | 357 130 | 235 865 | -33,96 | 551 675 | 332 238 | -39,78 |
| Estonia | 25 000 | 24 357 | -2,57 | 35 000 | 37 910 | 8,31 |
| Russia Federation | 341 250 | 433 510 | 27,04 | 333 108 | 423 237 | 27,06 |
| KARET BUATAN | 9 399 898 | 32 211 652 | 242,68 | 9 985 159 | 55 442 125 | 455,25 |
| Japan | 128 078 | 2 108 | -98,35 | 154 569 | 10 039 | -93,51 |
| Hongkong | 16 000 | 18 000 | 12,50 | 22 880 | 20 123 | -12,05 |
| Korea, Republic Of | 81 098 | 480 758 | 492,81 | 60 337 | 482 675 | 699,97 |
| Taiwan | 6 834 | 7 105 | 3,96 | 22 235 | 35 426 | 59,32 |
| China | 5 679 008 | 24 587 664 | 332,96 | 6 164 199 | 44 435 183 | 620,86 |
| Thailand | 230 192 | 404 996 | 75,94 | 279 241 | 401 953 | 43,94 |
| Singapore | 226 049 | 2 837 147 | 1 155,10 | 301 179 | 5 744 605 | 1 807,37 |
| Philippines | 102 450 | 5 370 | -94,76 | 132 333 | 7 977 | -93,97 |

TABEL 6. PERKEMBANGAN EKSPOR INDONESIA MENURUT KOMODITI DAN NEGARA TUJUAN
JANUARI-FEBRUARI 2016 DAN 2017

| KOMODITI / NEGARA TUJUAN | BERAT BERSIH (KG) | | PERUB | NILAI FOB (US \$) | | PERUB |
|---------------------------------|-------------------|-------------------|---------------|-------------------|------------------|---------------|
| | JAN-FEB 2016 | JAN-FEB 2017 | % | JAN-FEB 2016 | JAN-FEB 2017 | % |
| | (1) | (2) | (3) | (4) | (5) | (6) |
| Malaysia | 331 987 | 342 219 | 3,08 | 332 346 | 519 237 | 56,23 |
| Myanmar | 0 | 48 | - | 0 | 1 183 | - |
| Vietnam | 40 232 | 236 650 | 488,21 | 82 737 | 279 633 | 237,98 |
| Maldives | 380 | 0 | -100,00 | 2 184 | 0 | -100,00 |
| India | 371 000 | 276 000 | -25,61 | 292 890 | 276 000 | -5,77 |
| Pakistan | 68 000 | 21 000 | -69,12 | 75 060 | 48 839 | -34,93 |
| Sri Lanka | 0 | 9 | - | 0 | 1 122 | - |
| Saudi Arabia | 0 | 18 000 | - | 0 | 18 000 | - |
| Turkey | 173 574 | 5 266 | -96,97 | 138 965 | 12 369 | -91,10 |
| United Arab Emirates | 11 562 | 44 438 | 284,35 | 60 100 | 95 218 | 58,43 |
| Australia | 1 071 450 | 1 699 270 | 58,60 | 905 653 | 1 657 827 | 83,05 |
| New Zealand | 832 730 | 1 202 710 | 44,43 | 763 900 | 1 193 274 | 56,21 |
| East Timor | 8 170 | 0 | -100,00 | 2 344 | 0 | -100,00 |
| United States | 0 | 8 | - | 0 | 20 | - |
| United Kingdom | 0 | 6 | - | 0 | 21 | - |
| Netherlands | 739 | 1 424 | 92,78 | 3 214 | 3 354 | 4,37 |
| Germany, Fed. Rep. Of | 20 360 | 21 422 | 5,22 | 188 632 | 196 453 | 4,15 |
| Belgium | 5 | 4 | -20,00 | 160 | 1 500 | 837,50 |
| Spain | 0 | 30 | - | 0 | 92 | - |
| PERNIS (TERMASUK MASTIK) | 2 893 716 | 1 594 933 | -44,88 | 7 997 721 | 5 042 393 | -36,95 |
| Japan | 198 781 | 149 580 | -24,75 | 630 586 | 492 393 | -21,92 |
| Hongkong | 10 274 | 11 516 | 12,09 | 45 174 | 46 897 | 3,81 |
| Korea, Republic Of | 6 480 | 5 689 | -12,21 | 20 036 | 22 407 | 11,84 |
| Taiwan | 8 408 | 17 089 | 103,25 | 45 598 | 61 616 | 35,13 |
| China | 201 418 | 54 663 | -72,86 | 608 927 | 143 689 | -76,40 |
| Papua New Guinea | 5 017 | 2 263 | -54,88 | 24 479 | 4 197 | -82,85 |
| Thailand | 495 745 | 418 533 | -15,57 | 1 441 143 | 1 225 201 | -14,98 |
| Singapore | 701 064 | 116 558 | -83,37 | 1 537 668 | 336 190 | -78,14 |
| Philippines | 247 435 | 208 126 | -15,89 | 646 382 | 712 626 | 10,25 |
| Malaysia | 282 866 | 170 201 | -39,83 | 782 447 | 479 688 | -38,69 |
| Myanmar | 1 423 | 2 | -99,87 | 1 836 | 912 | -50,33 |
| Brunei Darussalam | 1 157 | 818 | -29,25 | 5 952 | 3 402 | -42,84 |
| Nepal | 1 559 | 1 310 | -16,00 | 6 852 | 5 212 | -23,94 |
| Vietnam | 318 795 | 148 811 | -53,32 | 737 286 | 471 533 | -36,04 |
| Maldives | 34 829 | 22 906 | -34,23 | 210 985 | 100 213 | -52,50 |
| India | 106 126 | 76 111 | -28,28 | 507 280 | 403 317 | -20,49 |
| Pakistan | 0 | 87 120 | - | 0 | 194 239 | - |
| Bangladesh | 44 949 | 18 567 | -58,69 | 70 663 | 49 525 | -29,91 |
| Sri Lanka | 101 473 | 38 126 | -62,43 | 273 372 | 108 086 | -60,46 |
| United Arab Emirates | 49 | 2 000 | 3 981,63 | 97 | 7 000 | 7 084,79 |
| Australia | 95 892 | 37 433 | -60,96 | 345 414 | 162 534 | -52,95 |
| New Zealand | 5 071 | 0 | -100,00 | 20 922 | 0 | -100,00 |
| East Timor | 21 759 | 6 578 | -69,77 | 16 615 | 5 353 | -67,78 |
| Trinidad And Tobago | 2 732 | 0 | -100,00 | 3 007 | 0 | -100,00 |
| Germany, Fed. Rep. Of | 0 | 931 | - | 0 | 6 155 | - |
| Finland | 0 | 2 | - | 0 | 7 | - |
| Italy | 413 | 0 | -100,00 | 15 000 | 0 | -100,00 |
| PEREKAT/LEM | 2 041 450 | 11 467 346 | 461,73 | 5 991 098 | 5 499 598 | -8,20 |
| Japan | 302 934 | 92 858 | -69,35 | 834 721 | 266 279 | -68,10 |
| Hongkong | 3 120 | 5 427 | 73,94 | 14 584 | 10 006 | -31,39 |
| Korea, Republic Of | 181 698 | 175 456 | -3,44 | 303 846 | 334 000 | 9,92 |
| Taiwan | 0 | 17 400 | - | 0 | 24 831 | - |
| China | 6 597 | 20 627 | 212,67 | 23 185 | 58 654 | 152,99 |
| Papua New Guinea | 159 | 176 | 10,63 | 1 507 | 149 | -90,13 |
| Thailand | 400 113 | 464 151 | 16,01 | 1 386 234 | 1 477 363 | 6,57 |
| Singapore | 81 840 | 83 917 | 2,54 | 399 679 | 464 479 | 16,21 |
| Philippines | 81 758 | 9 576 453 | 11 613,11 | 242 924 | 158 367 | -34,81 |
| Malaysia | 153 652 | 150 946 | -1,76 | 269 904 | 228 275 | -15,42 |
| Myanmar | 6 048 | 997 | -83,52 | 11 898 | 8 470 | -28,81 |
| Cambodia | 0 | 5 873 | - | 0 | 27 672 | - |
| Brunei Darussalam | 632 | 54 | -91,46 | 7 897 | 586 | -92,58 |
| Nepal | 0 | 3 278 | - | 0 | 25 415 | - |
| Vietnam | 496 412 | 481 309 | -3,04 | 887 658 | 934 580 | 5,29 |
| Maldives | 0 | 394 | - | 0 | 4 065 | - |
| India | 14 000 | 90 | -99,36 | 24 841 | 382 | -98,46 |
| Pakistan | 54 900 | 65 926 | 20,08 | 74 516 | 100 110 | 34,35 |
| Bangladesh | 15 332 | 18 900 | 23,27 | 47 159 | 21 767 | -53,84 |
| Sri Lanka | 8 892 | 29 542 | 232,23 | 43 754 | 141 796 | 224,08 |
| Saudi Arabia | 17 954 | 19 612 | 9,24 | 111 531 | 120 309 | 7,87 |
| Kuwait | 3 557 | 3 569 | 0,33 | 27 190 | 27 768 | 2,12 |
| Jordan | 0 | 4 932 | - | 0 | 26 453 | - |
| Lebanon | 16 184 | 7 110 | -56,07 | 116 486 | 55 404 | -52,44 |
| Syria Arab Republic | 11 931 | 11 383 | -4,59 | 76 578 | 62 083 | -18,93 |
| Turkey | 2 | 24 | 1 100,00 | 24 | 933 | 3 796,77 |
| United Arab Emirates | 17 263 | 36 628 | 112,17 | 124 953 | 131 440 | 5,19 |
| Egypt | 0 | 157 | - | 0 | 3 899 | - |
| Libyan Arab Jamahiriya | 0 | 9 495 | - | 0 | 51 305 | - |
| Algeria | 38 726 | 8 356 | -78,42 | 218 452 | 44 662 | -79,56 |
| Tanzania, United Rep. Of | 13 329 | 12 635 | -5,21 | 79 428 | 76 320 | -3,91 |
| Kenya | 11 897 | 12 072 | 1,47 | 92 059 | 96 066 | 4,35 |
| Ghana | 35 326 | 9 427 | -73,32 | 322 380 | 75 240 | -76,66 |
| Cameroon | 2 | 0 | -100,00 | 59 | 0 | -100,00 |
| Nigeria | 14 902 | 0 | -100,00 | 32 841 | 0 | -100,00 |
| Uganda | 17 457 | 24 291 | 39,15 | 117 187 | 180 047 | 53,64 |
| South Africa | 122 | 0 | -100,00 | 1 753 | 0 | -100,00 |

**TABEL 6. PERKEMBANGAN EKSPOR INDONESIA MENURUT KOMODITI DAN NEGARA TUJUAN
JANUARI-FEBRUARI 2016 DAN 2017**

| KOMODITI / NEGARA TUJUAN | BERAT BERSIH (KG) | | PERUB | NILAI FOB (US \$) | | PERUB |
|---|-------------------|-------------------|---------------|-------------------|------------------|---------------|
| | JAN-FEB 2016 | JAN-FEB 2017 | % | JAN-FEB 2016 | JAN-FEB 2017 | % |
| | (1) | (2) | (3) | (4) | (5) | (6) |
| Mauritius | 0 | 10 | - | 0 | 6 | - |
| Australia | 9 773 | 30 288 | 209,93 | 49 276 | 73 354 | 48,86 |
| New Zealand | 2 880 | 0 | -100,00 | 7 716 | 0 | -100,00 |
| East Timor | 19 193 | 56 734 | 195,59 | 19 908 | 21 795 | 9,48 |
| United States | 126 | 19 | -84,90 | 3 195 | 4 254 | 33,15 |
| Canada | 0 | 27 | - | 0 | 2 800 | - |
| Mexico | 0 | 780 | - | 0 | 2 439 | - |
| Brazil | 0 | 82 | - | 0 | 7 107 | - |
| French Polynesia | 0 | 2 492 | - | 0 | 6 561 | - |
| United Kingdom | 11 | 41 | 272,07 | 160 | 1 290 | 706,25 |
| France | 2 | 3 | 50,00 | 35 | 10 | -70,72 |
| Sweden | 0 | 738 | - | 0 | 23 931 | - |
| Italy | 2 725 | 40 | -98,53 | 15 581 | 33 | -99,79 |
| Romania | 0 | 64 | - | 0 | 2 038 | - |
| Rep. Of Macedonia | 0 | 54 | - | 0 | 980 | - |
| Russia Federation | 0 | 22 509 | - | 0 | 113 823 | - |
| KIMIA DASAR ANORGANIK KHLOR DAN ALKALI | 5 611 906 | 23 967 161 | 327,08 | 2 189 555 | 6 340 629 | 189,59 |
| Japan | 19 760 | 9 600 | -51,42 | 43 769 | 49 399 | 12,86 |
| Hongkong | 9 760 | 21 720 | 122,54 | 27 853 | 31 853 | 14,36 |
| Korea, Republic Of | 8 715 | 0 | -100,00 | 26 014 | 0 | -100,00 |
| Taiwan | 1 682 | 130 500 | 7 658,62 | 12 250 | 53 115 | 333,59 |
| China | 111 726 | 151 000 | 35,15 | 44 807 | 39 750 | -11,29 |
| Thailand | 51 208 | 14 066 979 | 27 370,28 | 84 502 | 3 060 986 | 3 522,40 |
| Singapore | 1 731 435 | 658 108 | -61,99 | 328 516 | 211 329 | -35,67 |
| Philippines | 461 321 | 449 058 | -2,66 | 173 021 | 173 549 | 0,31 |
| Malaysia | 1 000 897 | 6 644 655 | 563,87 | 423 298 | 1 648 761 | 289,50 |
| Myanmar | 388 500 | 19 318 | -95,03 | 204 039 | 204 467 | 0,21 |
| Brunei Darussalam | 25 000 | 25 000 | 0,00 | 5 750 | 5 750 | 0,00 |
| Vietnam | 231 968 | 463 440 | 99,79 | 98 265 | 223 929 | 127,88 |
| India | 72 004 | 121 974 | 69,40 | 42 011 | 47 386 | 12,79 |
| Bangladesh | 158 | 0 | -100,00 | 525 | 0 | -100,00 |
| Sri Lanka | 21 000 | 0 | -100,00 | 7 006 | 0 | -100,00 |
| Saudi Arabia | 0 | 50 000 | - | 0 | 6 340 | - |
| Turkey | 4 000 | 4 400 | 10,00 | 9 000 | 7 520 | -16,44 |
| Egypt | 0 | 15 | - | 0 | 48 | - |
| Nigeria | 1 127 000 | 630 000 | -44,10 | 458 689 | 256 410 | -44,10 |
| South Africa | 17 500 | 17 500 | 0,00 | 7 643 | 7 573 | -0,92 |
| Australia | 143 640 | 219 300 | 52,67 | 60 560 | 99 304 | 63,98 |
| New Zealand | 100 800 | 181 134 | 79,70 | 36 136 | 95 543 | 164,40 |
| East Timor | 1 333 | 8 045 | 503,44 | 581 | 1 913 | 229,59 |
| United States | 0 | 258 | - | 0 | 912 | - |
| Canada | 45 000 | 45 000 | 0,00 | 32 223 | 32 352 | 0,40 |
| Mexico | 0 | 84 | - | 0 | 336 | - |
| Honduras | 0 | 420 | - | 0 | 294 | - |
| Uruguay | 0 | 15 | - | 0 | 48 | - |
| Peru | 0 | 9 280 | - | 0 | 12 525 | - |
| Netherlands | 37 501 | 40 134 | 7,02 | 63 097 | 65 438 | 3,71 |
| Belgium | 0 | 15 | - | 0 | 54 | - |
| Denmark | 0 | 4 | - | 0 | 1 | - |
| Sweden | 0 | 24 | - | 0 | 144 | - |
| Finland | 0 | 10 | - | 0 | 121 | - |
| Italy | 0 | 117 | - | 0 | 3 264 | - |
| Spain | 0 | 5 | - | 0 | 25 | - |
| Portugal | 0 | 12 | - | 0 | 48 | - |
| Greece | 0 | 36 | - | 0 | 144 | - |
| KOREK API | 842 133 | 1 067 865 | 26,80 | 1 173 776 | 1 455 168 | 23,97 |
| Taiwan | 7 613 | 7 613 | 0,00 | 13 050 | 13 050 | 0,00 |
| Papua New Guinea | 0 | 20 | - | 0 | 157 | - |
| Singapore | 0 | 11 560 | - | 0 | 42 401 | - |
| Mozambique | 0 | 99 900 | - | 0 | 152 625 | - |
| Togo | 44 643 | 0 | -100,00 | 63 825 | 0 | -100,00 |
| Ghana | 227 367 | 237 879 | 4,62 | 332 165 | 331 850 | -0,09 |
| Liberia | 19 580 | 22 072 | 12,73 | 25 810 | 24 920 | -3,45 |
| Angola | 119 880 | 239 760 | 100,00 | 179 820 | 366 300 | 103,70 |
| Nigeria | 371 080 | 280 765 | -24,34 | 481 085 | 325 936 | -32,25 |
| Benin | 19 580 | 153 156 | 682,21 | 26 700 | 173 040 | 548,09 |
| Sao Tome And Principe | 0 | 14 720 | - | 0 | 24 150 | - |
| New Zealand | 7 200 | 0 | -100,00 | 12 000 | 0 | -100,00 |
| American Samoa | 0 | 120 | - | 0 | 260 | - |
| Kiribati | 1 000 | 300 | -70,00 | 2 946 | 479 | -83,76 |
| East Timor | 1 000 | 0 | -100,00 | 1 250 | 0 | -100,00 |
| Cape Verde | 14 720 | 0 | -100,00 | 23 575 | 0 | -100,00 |
| Netherlands | 8 470 | 0 | -100,00 | 11 550 | 0 | -100,00 |
| LAK | 697 533 | 1 066 144 | 52,84 | 950 879 | 1 628 310 | 71,24 |
| Japan | 747 | 782 | 4,70 | 4 879 | 5 042 | 3,34 |
| Hongkong | 3 628 | 59 869 | 1 550,10 | 12 324 | 70 723 | 473,87 |
| Korea, Republic Of | 125 | 1 460 | 1 067,94 | 590 | 7 997 | 1 256,28 |
| Taiwan | 17 558 | 145 983 | 731,43 | 16 958 | 86 488 | 410,00 |
| China | 25 839 | 23 652 | -8,46 | 112 165 | 92 903 | -17,17 |
| Papua New Guinea | 228 | 132 | -42,11 | 791 | 406 | -48,70 |
| Thailand | 125 922 | 34 117 | -72,91 | 143 330 | 173 754 | 21,23 |
| Singapore | 23 590 | 13 787 | -41,55 | 56 313 | 44 270 | -21,38 |
| Philippines | 128 195 | 268 052 | 109,10 | 89 228 | 333 938 | 274,25 |

TABEL 6. PERKEMBANGAN EKSPOR INDONESIA MENURUT KOMODITI DAN NEGARA TUJUAN
JANUARI-FEBRUARI 2016 DAN 2017

| KOMODITI / NEGARA TUJUAN | BERAT BERSIH (KG) | | PERUB | NILAI FOB (US \$) | | PERUB |
|--------------------------------------|-------------------|-------------------|---------------|-------------------|-------------------|--------------|
| | JAN-FEB 2016 | JAN-FEB 2017 | % | JAN-FEB 2016 | JAN-FEB 2017 | % |
| (1) | (2) | (3) | (4) | (5) | (6) | (7) |
| Malaysia | 0 | 162 207 | - | 0 | 340 991 | - |
| Myanmar | 82 980 | 46 000 | -44,56 | 24 466 | 4 244 | -82,66 |
| Cambodia | 12 330 | 25 575 | 107,42 | 6 133 | 21 166 | 245,10 |
| Brunei Darussalam | 780 | 0 | -100,00 | 1 331 | 0 | -100,00 |
| Nepal | 16 904 | 533 | -96,85 | 33 866 | 1 680 | -95,04 |
| Vietnam | 61 105 | 63 029 | 3,15 | 166 610 | 162 358 | -2,55 |
| Maldives | 49 635 | 140 | -99,72 | 12 262 | 638 | -94,80 |
| India | 12 520 | 25 843 | 106,41 | 51 364 | 55 104 | 7,28 |
| Pakistan | 0 | 19 840 | - | 0 | 17 803 | - |
| Bangladesh | 109 302 | 138 305 | 26,53 | 141 225 | 138 495 | -1,93 |
| Sri Lanka | 7 941 | 15 308 | 92,77 | 28 907 | 14 448 | -50,02 |
| Saudi Arabia | 2 781 | 0 | -100,00 | 12 820 | 0 | -100,00 |
| United Arab Emirates | 185 | 0 | -100,00 | 855 | 0 | -100,00 |
| Egypt | 0 | 65 | - | 0 | 695 | - |
| Libyan Arab Jamahiriya | 0 | 4 264 | - | 0 | 19 657 | - |
| Algeria | 5 086 | 5 490 | 7,96 | 25 464 | 28 077 | 10,26 |
| Australia | 264 | 222 | -16,10 | 1 192 | 979 | -17,85 |
| New Zealand | 4 600 | 0 | -100,00 | 3 728 | 0 | -100,00 |
| East Timor | 4 838 | 10 806 | 123,36 | 1 470 | 1 403 | -4,59 |
| Denmark | 320 | 0 | -100,00 | 1 280 | 0 | -100,00 |
| Norway | 115 | 0 | -100,00 | 386 | 0 | -100,00 |
| Spain | 0 | 81 | - | 0 | 822 | - |
| Greece | 15 | 75 | 400,00 | 943 | 1 216 | 28,95 |
| Russia Federation | 0 | 527 | - | 0 | 3 013 | - |
| KIMIA DASAR ANORGANIK LAINNYA | 30 633 834 | 44 932 938 | 46,68 | 13 543 903 | 17 354 208 | 28,13 |
| Japan | 2 080 693 | 11 911 389 | 472,47 | 888 955 | 2 665 931 | 199,89 |
| Hongkong | 58 648 | 87 046 | 48,42 | 130 534 | 36 436 | -72,09 |
| Korea, Republic Of | 277 200 | 425 439 | 53,48 | 249 867 | 287 733 | 15,15 |
| Taiwan | 959 400 | 505 020 | -47,36 | 284 871 | 165 808 | -41,80 |
| China | 1 230 932 | 1 333 635 | 8,34 | 1 431 561 | 1 547 306 | 8,09 |
| Papua New Guinea | 240 100 | 635 | -99,74 | 37 293 | 908 | -97,57 |
| Thailand | 408 200 | 1 617 843 | 296,34 | 467 444 | 1 939 832 | 314,99 |
| Singapore | 821 313 | 871 830 | 6,15 | 675 926 | 652 369 | -3,49 |
| Philippines | 729 664 | 4 093 840 | 461,06 | 301 341 | 1 039 433 | 244,94 |
| Malaysia | 5 526 931 | 4 836 568 | -12,49 | 2 098 001 | 1 759 946 | -16,11 |
| Myanmar | 384 050 | 685 600 | 78,52 | 94 442 | 192 838 | 104,19 |
| Vietnam | 3 164 980 | 1 761 180 | -44,35 | 646 279 | 468 934 | -27,44 |
| India | 1 418 765 | 2 350 468 | 65,67 | 1 221 468 | 1 785 775 | 46,20 |
| Pakistan | 0 | 5 388 | - | 0 | 98 743 | - |
| Bangladesh | 3 375 000 | 4 687 960 | 38,90 | 153 300 | 238 513 | 55,59 |
| Sri Lanka | 112 000 | 262 500 | 134,38 | 204 788 | 311 348 | 52,03 |
| Iran (Islamic Republic Of) | 0 | 275 000 | - | 0 | 99 100 | - |
| Saudi Arabia | 162 500 | 10 500 | -93,54 | 574 480 | 39 183 | -93,18 |
| Israel | 41 120 | 5 600 | -86,38 | 5 486 | 15 471 | 182,03 |
| Lebanon | 0 | 5 200 | - | 0 | 12 480 | - |
| Turkey | 206 800 | 39 100 | -81,09 | 76 346 | 41 357 | -45,83 |
| United Arab Emirates | 0 | 36 018 | - | 0 | 360 180 | - |
| Egypt | 58 400 | 20 000 | -65,75 | 64 850 | 10 285 | -84,14 |
| Tanzania, United Rep. Of | 1 600 000 | 750 000 | -53,13 | 74 500 | 30 000 | -59,73 |
| Madagascar | 91 700 | 25 000 | -72,74 | 16 783 | 1 000 | -94,04 |
| Kenya | 600 000 | 0 | -100,00 | 36 000 | 0 | -100,00 |
| Mozambique | 0 | 208 000 | - | 0 | 35 318 | - |
| Nigeria | 9 000 | 8 000 | -11,11 | 48 270 | 25 840 | -46,47 |
| Cote D'Ivoire | 0 | 12 325 | - | 0 | 17 878 | - |
| Djibouti | 850 000 | 0 | -100,00 | 51 000 | 0 | -100,00 |
| South Africa | 208 000 | 2 070 | -99,00 | 34 299 | 62 100 | 81,05 |
| Mauritius | 204 600 | 296 000 | 44,67 | 30 078 | 36 634 | 21,80 |
| Australia | 4 109 935 | 5 434 185 | 32,22 | 2 485 281 | 2 107 977 | -15,18 |
| New Zealand | 25 070 | 33 075 | 31,93 | 30 019 | 17 984 | -40,09 |
| Fiji | 0 | 400 000 | - | 0 | 60 160 | - |
| East Timor | 5 505 | 2 932 | -46,74 | 3 722 | 387 | -89,60 |
| United States | 542 881 | 858 831 | 58,20 | 334 370 | 474 950 | 42,04 |
| Canada | 0 | 19 958 | - | 0 | 11 376 | - |
| Mexico | 91 875 | 146 000 | 58,91 | 116 057 | 156 796 | 35,10 |
| Guatemala | 0 | 10 | - | 0 | 302 | - |
| Brazil | 184 240 | 9 240 | -94,98 | 19 731 | 9 722 | -50,73 |
| Colombia | 2 000 | 0 | -100,00 | 40 465 | 0 | -100,00 |
| United Kingdom | 52 460 | 47 200 | -10,03 | 48 933 | 34 848 | -28,78 |
| Netherlands | 96 610 | 4 082 | -95,77 | 58 014 | 5 713 | -90,15 |
| France | 24 000 | 96 000 | 300,00 | 14 400 | 53 420 | 270,97 |
| Germany, Fed. Rep. Of | 70 082 | 48 000 | -31,51 | 53 053 | 26 400 | -50,24 |
| Belgium | 106 000 | 291 400 | 174,91 | 64 090 | 141 172 | 120,27 |
| Denmark | 48 000 | 24 005 | -49,99 | 30 840 | 13 201 | -57,20 |
| Norway | 0 | 48 000 | - | 0 | 27 840 | - |
| Sweden | 20 000 | 102 400 | 412,00 | 12 400 | 54 662 | 340,82 |
| Finland | 165 000 | 69 400 | -57,94 | 110 235 | 40 252 | -63,49 |
| Italy | 48 000 | 23 050 | -51,98 | 28 800 | 19 154 | -33,49 |
| Spain | 22 000 | 22 000 | 0,00 | 13 550 | 12 890 | -4,87 |
| Lithuania | 0 | 24 000 | - | 0 | 13 920 | - |
| Czech Republic | 180 | 16 | -91,11 | 1 781 | 903 | -49,28 |
| Montenegro | 200 000 | 100 000 | -50,00 | 180 000 | 91 500 | -49,17 |
| PRODUK FARMASI | 2 595 561 | 9 890 740 | 281,06 | 65 022 092 | 69 962 620 | 7,60 |
| Japan | 199 049 | 207 296 | 4,14 | 8 372 643 | 6 884 561 | -17,77 |
| Hongkong | 20 479 | 52 920 | 158,41 | 3 956 859 | 1 579 207 | -60,09 |
| Korea, Republic Of | 32 574 | 23 601 | -27,55 | 6 809 418 | 5 137 662 | -24,55 |

TABEL 6. PERKEMBANGAN EKSPOR INDONESIA MENURUT KOMODITI DAN NEGARA TUJUAN
JANUARI-FEBRUARI 2016 DAN 2017

| KOMODITI / NEGARA TUJUAN | BERAT BERSIH (KG) | | PERUB | NILAI FOB (US \$) | | PERUB |
|----------------------------|-------------------|------------------|--------------|-------------------|-------------------|--------------|
| | JAN-FEB 2016 | JAN-FEB 2017 | % | JAN-FEB 2016 | JAN-FEB 2017 | % |
| | (1) | (2) | (3) | (4) | (5) | (6) |
| Taiwan | 23 296 | 7 146 | -69,33 | 1 074 017 | 248 672 | -76,85 |
| China | 1 821 | 7 572 | 315,89 | 88 947 | 68 339 | -23,17 |
| Mongolia | 3 373 | 16 841 | 399,23 | 77 128 | 191 229 | 147,94 |
| Macau | 0 | 1 290 | - | 0 | 9 981 | - |
| Papua New Guinea | 73 | 3 539 | 4 749,91 | 492 | 2 904 | 490,05 |
| Thailand | 502 248 | 7 624 775 | 1 418,13 | 6 376 159 | 6 758 483 | 6,00 |
| Singapore | 186 230 | 339 635 | 82,37 | 4 970 866 | 14 710 592 | 195,94 |
| Philippines | 620 636 | 762 043 | 22,78 | 11 417 141 | 11 660 919 | 2,14 |
| Malaysia | 112 263 | 63 708 | -43,25 | 4 224 974 | 4 162 862 | -1,47 |
| Myanmar | 202 460 | 216 871 | 7,12 | 2 305 746 | 2 969 505 | 28,79 |
| Cambodia | 89 007 | 35 785 | -59,80 | 1 277 986 | 1 274 984 | -0,23 |
| Brunei Darussalam | 6 381 | 4 123 | -35,38 | 47 727 | 29 375 | -38,45 |
| Nepal | 0 | 56 | - | 0 | 9 | - |
| Vietnam | 60 390 | 62 515 | 3,52 | 3 656 431 | 1 949 362 | -46,69 |
| Maldives | 162 | 270 | 66,67 | 155 | 1 006 | 549,26 |
| India | 206 | 1 | -99,51 | 2 390 | 12 926 | 440,85 |
| Pakistan | 16 138 | 17 645 | 9,34 | 66 805 | 46 371 | -30,59 |
| Bangladesh | 244 | 0 | -100,00 | 2 260 | 0 | -100,00 |
| Sri Lanka | 73 653 | 54 373 | -26,18 | 873 401 | 987 241 | 13,03 |
| Afghanistan | 0 | 3 607 | - | 0 | 51 420 | - |
| Saudi Arabia | 4 900 | 23 320 | 375,92 | 37 720 | 132 500 | 251,27 |
| Kuwait | 393 | 546 | 38,89 | 4 896 | 6 904 | 41,01 |
| Yemen | 0 | 8 664 | - | 0 | 64 164 | - |
| Oman | 0 | 1 718 | - | 0 | 16 666 | - |
| United Arab Emirates | 1 641 | 2 787 | 69,85 | 19 746 | 26 408 | 33,74 |
| Libyan Arab Jamahiriya | 0 | 3 708 | - | 0 | 7 800 | - |
| Ethiopia | 0 | 3 610 | - | 0 | 83 280 | - |
| Kenya | 189 | 1 186 | 528,23 | 4 425 | 35 511 | 702,52 |
| Togo | 6 639 | 8 | -99,88 | 32 682 | 17 | -99,95 |
| Guinea | 5 362 | 0 | -100,00 | 4 136 | 0 | -100,00 |
| Angola | 34 | 0 | -100,00 | 26 | 0 | -100,00 |
| Nigeria | 171 699 | 138 321 | -19,44 | 1 868 812 | 1 561 410 | -16,45 |
| Cote D'Ivoire | 140 | 0 | -100,00 | 4 634 | 0 | -100,00 |
| Senegal | 13 380 | 4 | -99,97 | 51 731 | 810 | -98,43 |
| Benin | 0 | 4 950 | - | 0 | 23 989 | - |
| Uganda | 33 | 0 | -100,00 | 3 988 | 0 | -100,00 |
| South Africa | 1 282 | 4 788 | 273,31 | 7 304 | 97 557 | 1 235,75 |
| Mauritius | 544 | 4 192 | 670,55 | 12 600 | 26 461 | 110,01 |
| Australia | 83 073 | 54 386 | -34,53 | 4 627 327 | 6 854 919 | 48,14 |
| New Zealand | 413 | 1 981 | 379,64 | 390 836 | 331 539 | -15,17 |
| Fiji | 33 | 218 | 562,36 | 1 040 | 3 190 | 206,74 |
| East Timor | 82 499 | 77 841 | -5,65 | 394 806 | 309 300 | -21,66 |
| United States | 4 | 524 | 13 005,00 | 8 | 237 033 | 2 962 806,63 |
| Canada | 200 | 0 | -100,00 | 2 791 | 0 | -100,00 |
| Panama | 8 401 | 12 730 | 51,53 | 29 129 | 41 432 | 42,24 |
| Suriname | 34 | 0 | -100,00 | 7 047 | 0 | -100,00 |
| Ecuador | 2 108 | 0 | -100,00 | 50 530 | 0 | -100,00 |
| United Kingdom | 29 695 | 14 241 | -52,04 | 544 760 | 330 049 | -39,41 |
| Netherlands | 18 623 | 19 406 | 4,20 | 904 110 | 791 478 | -12,46 |
| France | 338 | 0 | -100,00 | 19 159 | 0 | -100,00 |
| Germany, Fed. Rep. Of | 65 | 1 525 | 2 246,28 | 341 | 77 450 | 22 612,64 |
| Belgium | 1 343 | 1 | -99,93 | 7 500 | 5 | -99,93 |
| Italy | 3 683 | 70 | -98,10 | 11 000 | 746 | -93,22 |
| Spain | 3 777 | 963 | -74,50 | 91 566 | 22 681 | -75,23 |
| Romania | 2 746 | 1 782 | -35,08 | 122 224 | 88 924 | -27,25 |
| Belarus | 0 | 684 | - | 0 | 25 590 | - |
| Uzbekistan | 42 | 0 | -100,00 | 8 483 | 0 | -100,00 |
| Latvia | 849 | 0 | -100,00 | 97 680 | 0 | -100,00 |
| Russia Federation | 718 | 973 | 35,51 | 57 507 | 27 198 | -52,71 |
| BAHAN FARMASI | 4 818 446 | 7 342 097 | 52,37 | 27 469 735 | 25 234 020 | -8,14 |
| Japan | 3 522 922 | 5 626 471 | 59,71 | 2 497 324 | 3 797 887 | 52,08 |
| Hongkong | 17 741 | 18 192 | 2,54 | 54 091 | 115 070 | 112,73 |
| Korea, Republic Of | 32 860 | 42 465 | 29,23 | 232 919 | 358 822 | 54,05 |
| Taiwan | 30 912 | 13 025 | -57,86 | 105 286 | 65 596 | -37,70 |
| China | 353 672 | 658 160 | 86,09 | 1 376 932 | 1 472 489 | 6,94 |
| Thailand | 95 100 | 36 245 | -61,89 | 3 179 940 | 3 320 588 | 4,42 |
| Singapore | 14 885 | 18 267 | 22,72 | 95 671 | 117 310 | 22,62 |
| Philippines | 27 526 | 22 941 | -16,66 | 1 103 200 | 928 088 | -15,87 |
| Malaysia | 33 102 | 76 962 | 132,50 | 461 114 | 396 723 | -13,96 |
| Myanmar | 94 812 | 46 100 | -51,38 | 591 844 | 320 399 | -45,86 |
| Cambodia | 6 948 | 2 394 | -65,55 | 36 502 | 18 461 | -49,42 |
| Brunei Darussalam | 1 266 | 1 372 | 8,35 | 37 499 | 21 973 | -41,40 |
| Lao People'S Dem. Rep. | 0 | 7 303 | - | 0 | 55 074 | - |
| Nepal | 0 | 1 076 | - | 0 | 239 640 | - |
| Bhutan | 0 | 17 | - | 0 | 2 588 | - |
| Vietnam | 49 338 | 101 605 | 105,93 | 1 323 014 | 2 277 531 | 72,15 |
| Maldives | 0 | 2 874 | - | 0 | 16 521 | - |
| India | 7 679 | 6 025 | -21,54 | 5 353 276 | 1 286 613 | -75,97 |
| Pakistan | 39 747 | 49 202 | 23,79 | 847 317 | 1 486 196 | 75,40 |
| Bangladesh | 1 853 | 9 982 | 438,67 | 41 844 | 286 808 | 585,43 |
| Sri Lanka | 3 447 | 14 899 | 332,16 | 77 074 | 97 288 | 26,23 |
| Afghanistan | 0 | 6 043 | - | 0 | 1 397 760 | - |
| Iran (Islamic Republic Of) | 0 | 1 | - | 0 | 15 | - |
| Saudi Arabia | 48 177 | 53 515 | 11,08 | 303 426 | 371 034 | 22,28 |
| Israel | 2 250 | 25 000 | 1 011,11 | 5 947 | 27 444 | 361,45 |
| Kuwait | 240 | 6 796 | 2 731,67 | 1 690 | 59 704 | 3 432,76 |

**TABEL 6. PERKEMBANGAN EKSPOR INDONESIA MENURUT KOMODITI DAN NEGARA TUJUAN
JANUARI-FEBRUARI 2016 DAN 2017**

| KOMODITI / NEGARA TUJUAN | BERAT BERSIH (KG) | | PERUB | NILAI FOB (US \$) | | PERUB |
|---|-------------------|-------------------|------------------|-------------------|-------------------|---------------|
| | JAN-FEB 2016 | JAN-FEB 2017 | % | JAN-FEB 2016 | JAN-FEB 2017 | % |
| | (1) | (2) | (3) | (4) | (5) | (6) |
| Jordan | 0 | 2 171 | - | 0 | 17 115 | - |
| Lebanon | 30 | 0 | -100,00 | 4 019 | 0 | -100,00 |
| Oman | 1 910 | 0 | -100,00 | 15 837 | 0 | -100,00 |
| Syria Arab Republic | 0 | 3 129 | - | 0 | 720 000 | - |
| Turkey | 0 | 4 340 | - | 0 | 36 140 | - |
| United Arab Emirates | 6 317 | 6 354 | 0,59 | 47 128 | 55 447 | 17,65 |
| Qatar | 61 | 0 | -100,00 | 14 100 | 0 | -100,00 |
| Bahrain | 4 | 0 | -100,00 | 3 465 | 0 | -100,00 |
| Egypt | 5 649 | 150 | -97,34 | 1 116 525 | 18 429 | -98,35 |
| Sudan | 3 601 | 160 | -95,56 | 50 347 | 4 900 | -90,27 |
| Madagascar | 1 682 | 0 | -100,00 | 138 000 | 0 | -100,00 |
| Kenya | 434 | 1 678 | 286,28 | 35 091 | 12 921 | -63,18 |
| Togo | 0 | 8 | - | 0 | 594 | - |
| Ghana | 276 | 0 | -100,00 | 61 750 | 0 | -100,00 |
| Nigeria | 35 889 | 25 581 | -28,72 | 4 830 167 | 1 659 647 | -65,64 |
| Cote D'Ivoire | 0 | 947 | - | 0 | 216 000 | - |
| Mauritania | 0 | 2 223 | - | 0 | 17 675 | - |
| Seychelles | 0 | 3 | - | 0 | 696 | - |
| Chad | 703 | 0 | -100,00 | 58 420 | 0 | -100,00 |
| South Africa | 5 427 | 36 100 | 565,20 | 380 000 | 1 171 335 | 208,25 |
| Zimbabwe | 858 | 333 | -61,21 | 60 900 | 50 625 | -16,87 |
| Zambia | 0 | 449 | - | 0 | 12 936 | - |
| Burundi | 0 | 292 | - | 0 | 44 325 | - |
| Rwanda | 278 | 444 | 60,00 | 19 688 | 33 000 | 67,62 |
| Australia | 31 698 | 9 897 | -68,78 | 250 624 | 90 907 | -63,73 |
| New Zealand | 3 034 | 3 231 | 6,46 | 104 921 | 89 608 | -14,60 |
| Fiji | 241 | 872 | 261,35 | 57 360 | 95 000 | 65,62 |
| East Timor | 1 671 | 1 300 | -22,24 | 105 176 | 4 085 | -96,12 |
| United States | 99 044 | 238 732 | 141,04 | 299 603 | 631 723 | 110,85 |
| Mexico | 2 000 | 0 | -100,00 | 13 676 | 0 | -100,00 |
| Guatemala | 5 | 0 | -100,00 | 1 995 | 0 | -100,00 |
| Nicaragua | 367 | 0 | -100,00 | 49 270 | 0 | -100,00 |
| Chile | 16 500 | 0 | -100,00 | 11 575 | 0 | -100,00 |
| Argentina | 47 516 | 0 | -100,00 | 127 795 | 0 | -100,00 |
| Brazil | 66 190 | 44 330 | -33,03 | 47 769 | 21 095 | -55,84 |
| Uruguay | 44 | 0 | -100,00 | 5 910 | 0 | -100,00 |
| Turks And Caicos Islands | 2 | 0 | -100,00 | 315 | 0 | -100,00 |
| United Kingdom | 125 | 22 120 | 17 596,00 | 1 813 | 164 123 | 8 955,03 |
| Netherlands | 7 160 | 26 100 | 264,53 | 779 817 | 1 006 976 | 29,13 |
| France | 522 | 7 778 | 1 388,78 | 25 065 | 57 095 | 127,79 |
| Germany, Fed. Rep. Of | 48 452 | 55 900 | 15,37 | 319 523 | 428 005 | 33,95 |
| Belgium | 42 507 | 409 | -99,04 | 294 757 | 15 074 | -94,89 |
| Denmark | 2 | 0 | -100,00 | 6 | 0 | -100,00 |
| Ireland | 3 000 | 0 | -100,00 | 363 000 | 0 | -100,00 |
| Albania | 481 | 40 | -91,78 | 12 812 | 6 008 | -53,11 |
| Kyrgyzstan | 187 | 0 | -100,00 | 29 550 | 0 | -100,00 |
| Tajikistan | 0 | 51 | - | 0 | 7 718 | - |
| Slovenia | 100 | 0 | -100,00 | 6 057 | 0 | -100,00 |
| Russia Federation | 0 | 47 | - | 0 | 7 200 | - |
| SIMPLISIA (BAHAN OBAT TRADISIONAL) | 415 | 78 655 | 18 853,01 | 113 050 | 165 754 | 46,62 |
| Japan | 408 | 77 | -81,13 | 110 250 | 32 725 | -70,32 |
| Taiwan | 0 | 61 538 | - | 0 | 71 671 | - |
| Malaysia | 7 | 0 | -100,00 | 2 800 | 0 | -100,00 |
| Vietnam | 0 | 15 000 | - | 0 | 24 677 | - |
| France | 0 | 40 | - | 0 | 980 | - |
| Germany, Fed. Rep. Of | 0 | 2 000 | - | 0 | 35 700 | - |
| PRODUK OBAT TRADISIONAL | 58 | 5 447 | 9 243,05 | 899 | 8 173 | 808,92 |
| Taiwan | 58 | 0 | -100,00 | 899 | 0 | -100,00 |
| Nigeria | 0 | 5 447 | - | 0 | 8 173 | - |
| KARET ASAP | 10 997 866 | 10 981 846 | -0,15 | 13 645 114 | 23 030 197 | 68,78 |
| Japan | 896 994 | 2 151 444 | 139,85 | 1 133 769 | 4 498 946 | 296,81 |
| Korea, Republic Of | 10 240 | 19 200 | 87,50 | 13 926 | 33 408 | 139,89 |
| Taiwan | 626 112 | 915 300 | 46,19 | 784 872 | 2 210 266 | 181,61 |
| China | 1 653 072 | 2 304 906 | 39,43 | 2 000 053 | 4 874 413 | 143,71 |
| Philippines | 40 160 | 20 160 | -49,80 | 67 306 | 43 546 | -35,30 |
| Malaysia | 0 | 18 306 | - | 0 | 36 978 | - |
| India | 2 050 740 | 2 314 440 | 12,86 | 2 562 175 | 4 594 500 | 79,32 |
| Pakistan | 887 040 | 258 372 | -70,87 | 988 096 | 405 863 | -58,92 |
| Iran (Islamic Republic Of) | 504 000 | 0 | -100,00 | 566 294 | 0 | -100,00 |
| Turkey | 653 760 | 135 360 | -79,30 | 808 987 | 263 602 | -67,42 |
| United Arab Emirates | 0 | 100 800 | - | 0 | 148 176 | - |
| South Africa | 96 960 | 40 320 | -58,42 | 142 877 | 96 768 | -32,27 |
| Australia | 383 040 | 383 040 | 0,00 | 477 244 | 635 898 | 33,24 |
| United States | 1 350 720 | 1 512 000 | 11,94 | 1 691 444 | 3 327 687 | 96,74 |
| Canada | 181 440 | 63 360 | -65,08 | 207 648 | 145 771 | -29,80 |
| Mexico | 20 160 | 20 160 | 0,00 | 26 097 | 34 171 | 30,94 |
| Chile | 40 320 | 40 320 | 0,00 | 52 214 | 93 946 | 79,92 |
| Argentina | 19 200 | 20 160 | 5,00 | 25 263 | 38 002 | 50,42 |
| Brazil | 57 666 | 0 | -100,00 | 74 855 | 0 | -100,00 |
| Netherlands | 81 000 | 80 640 | -0,44 | 105 493 | 183 053 | 73,52 |
| France | 386 280 | 0 | -100,00 | 495 661 | 0 | -100,00 |
| Germany, Fed. Rep. Of | 416 320 | 174 400 | -58,11 | 531 954 | 432 781 | -18,64 |
| Belgium | 134 400 | 40 320 | -70,00 | 243 072 | 107 453 | -55,79 |

**TABEL 6. PERKEMBANGAN EKSPOR INDONESIA MENURUT KOMODITI DAN NEGARA TUJUAN
JANUARI-FEBRUARI 2016 DAN 2017**

| KOMODITI / NEGARA TUJUAN | BERAT BERSIH (KG) | | PERUB | NILAI FOB (US \$) | | PERUB |
|-----------------------------------|--------------------|--------------------|--------------|--------------------|--------------------|--------------|
| | JAN-FEB 2016 | JAN-FEB 2017 | % | JAN-FEB 2016 | JAN-FEB 2017 | % |
| | (1) | (2) | (3) | (4) | (5) | (6) |
| Luxembourg | 0 | 134 400 | - | 0 | 277 920 | - |
| Italy | 101 700 | 0 | -100,00 | 130 807 | 0 | -100,00 |
| Spain | 19 200 | 0 | -100,00 | 27 648 | 0 | -100,00 |
| Poland | 76 866 | 78 720 | 2,41 | 94 291 | 179 472 | 90,34 |
| Latvia | 100 800 | 60 480 | -40,00 | 122 976 | 143 942 | 17,05 |
| Estonia | 20 160 | 0 | -100,00 | 24 797 | 0 | -100,00 |
| Slovenia | 19 200 | 0 | -100,00 | 26 304 | 0 | -100,00 |
| Russia Federation | 170 316 | 95 238 | -44,08 | 218 990 | 223 636 | 2,12 |
| KARET REMAH (CRUMB RUBBER) | 379 888 801 | 470 075 000 | 23,74 | 431 684 736 | 860 603 643 | 99,36 |
| Japan | 72 808 580 | 75 436 360 | 3,61 | 82 601 712 | 140 997 498 | 70,70 |
| Korea, Republic Of | 26 570 880 | 26 691 840 | 0,46 | 30 124 658 | 48 431 973 | 60,77 |
| Taiwan | 3 769 920 | 7 015 680 | 86,10 | 4 247 751 | 12 859 498 | 202,74 |
| China | 29 513 740 | 93 886 380 | 218,11 | 33 459 118 | 167 760 820 | 401,39 |
| Singapore | 3 435 880 | 1 812 160 | -47,26 | 3 868 751 | 3 427 319 | -11,41 |
| Philippines | 1 512 000 | 705 600 | -53,33 | 1 708 371 | 1 351 487 | -20,89 |
| Malaysia | 443 940 | 1 793 600 | 304,02 | 481 572 | 2 943 113 | 511,15 |
| Vietnam | 0 | 1 915 200 | - | 0 | 3 059 939 | - |
| India | 26 119 901 | 27 740 160 | 6,20 | 30 526 978 | 48 575 440 | 59,12 |
| Pakistan | 1 169 280 | 3 729 600 | 218,97 | 1 291 663 | 7 061 625 | 446,71 |
| Sri Lanka | 1 592 640 | 1 391 040 | -12,66 | 1 830 375 | 2 851 437 | 55,78 |
| Iran (Islamic Republic Of) | 201 600 | 1 411 200 | 600,00 | 236 880 | 2 528 432 | 967,39 |
| Israel | 705 600 | 947 520 | 34,29 | 805 416 | 1 831 767 | 127,43 |
| Turkey | 10 311 420 | 12 037 620 | 16,74 | 11 774 055 | 22 076 340 | 87,50 |
| Egypt | 1 370 880 | 1 199 940 | -12,47 | 1 501 051 | 2 401 036 | 59,96 |
| Kenya | 100 800 | 0 | -100,00 | 117 207 | 0 | -100,00 |
| South Africa | 3 286 080 | 3 951 360 | 20,25 | 3 715 685 | 7 269 695 | 95,65 |
| Australia | 141 120 | 887 040 | 528,57 | 165 828 | 1 477 648 | 791,07 |
| United States | 94 535 840 | 91 477 960 | -3,23 | 106 916 138 | 166 565 436 | 55,79 |
| Canada | 10 236 660 | 14 215 740 | 38,87 | 11 838 491 | 25 782 790 | 117,79 |
| Mexico | 4 354 280 | 4 513 880 | 3,67 | 4 970 204 | 8 671 389 | 74,47 |
| Chile | 705 600 | 0 | -100,00 | 779 194 | 0 | -100,00 |
| Venezuela | 282 240 | 362 880 | 28,57 | 320 746 | 653 114 | 103,62 |
| Argentina | 3 570 840 | 4 307 520 | 20,63 | 4 012 766 | 8 161 120 | 103,38 |
| Brazil | 12 057 780 | 12 023 760 | -0,28 | 13 650 366 | 22 753 819 | 66,69 |
| Colombia | 766 080 | 766 080 | 0,00 | 888 884 | 1 452 701 | 63,43 |
| Uruguay | 20 160 | 0 | -100,00 | 22 912 | 0 | -100,00 |
| Ecuador | 604 800 | 544 320 | -10,00 | 657 156 | 989 653 | 50,60 |
| Peru | 866 880 | 443 520 | -48,84 | 985 794 | 903 034 | -8,40 |
| Costa Rica | 472 500 | 0 | -100,00 | 542 210 | 0 | -100,00 |
| United Kingdom | 2 123 520 | 1 553 580 | -26,84 | 2 396 458 | 3 060 248 | 27,70 |
| Netherlands | 4 295 760 | 5 583 900 | 29,99 | 4 881 875 | 10 790 642 | 121,03 |
| France | 4 914 000 | 7 900 200 | 60,77 | 5 563 061 | 14 536 789 | 161,31 |
| Germany, Fed. Rep. Of | 12 665 520 | 11 094 160 | -12,41 | 14 248 672 | 21 066 445 | 47,85 |
| Belgium | 10 940 580 | 8 782 200 | -19,73 | 12 322 290 | 16 564 070 | 34,42 |
| Luxembourg | 302 400 | 1 310 400 | 333,33 | 342 468 | 2 476 501 | 623,13 |
| Sweden | 80 640 | 322 560 | 300,00 | 89 510 | 653 386 | 629,95 |
| Finland | 2 338 560 | 4 193 280 | 79,31 | 2 703 655 | 7 368 403 | 172,53 |
| Ireland | 45 360 | 90 720 | 100,00 | 49 715 | 162 267 | 226,40 |
| Italy | 4 328 520 | 4 737 600 | 9,45 | 4 949 127 | 9 161 997 | 85,12 |
| Spain | 3 827 880 | 8 424 360 | 120,08 | 4 378 091 | 15 493 883 | 253,90 |
| Portugal | 1 834 560 | 1 895 040 | 3,30 | 2 158 427 | 3 358 771 | 55,61 |
| Greece | 120 960 | 120 960 | 0,00 | 154 909 | 290 102 | 87,27 |
| Hungary | 504 000 | 604 800 | 20,00 | 585 885 | 1 177 635 | 101,00 |
| Poland | 1 098 720 | 756 000 | -31,19 | 1 245 027 | 1 354 712 | 8,81 |
| Romania | 2 220 120 | 4 232 340 | 90,64 | 2 464 629 | 8 214 643 | 233,30 |
| Bulgaria | 612 360 | 1 383 480 | 125,93 | 693 862 | 2 539 477 | 265,99 |
| Lithuania | 0 | 504 000 | - | 0 | 895 506 | - |
| Latvia | 5 483 520 | 5 483 520 | 0,00 | 6 339 730 | 10 244 294 | 61,59 |
| Slovenia | 7 791 840 | 6 451 200 | -17,21 | 8 882 568 | 12 100 030 | 36,22 |
| Russia Federation | 2 832 060 | 3 442 740 | 21,56 | 3 192 846 | 6 255 721 | 95,93 |
| BAN LUAR DAN BAN DALAM | 84 615 215 | 90 682 228 | 7,17 | 269 785 254 | 276 394 801 | 2,45 |
| Japan | 8 633 803 | 7 964 496 | -7,75 | 24 958 207 | 23 487 821 | -5,89 |
| Hongkong | 243 465 | 302 549 | 24,27 | 974 419 | 1 590 503 | 63,23 |
| Korea, Republic Of | 703 266 | 592 591 | -15,74 | 2 308 821 | 2 115 998 | -8,35 |
| Taiwan | 432 157 | 366 031 | -15,30 | 1 578 455 | 1 314 993 | -16,69 |
| China | 101 409 | 112 826 | 11,26 | 218 839 | 403 957 | 84,59 |
| Mongolia | 0 | 1 001 | - | 0 | 2 476 | - |
| Papua New Guinea | 167 375 | 417 030 | 149,16 | 468 048 | 1 160 292 | 147,90 |
| Thailand | 1 409 019 | 1 644 765 | 16,73 | 4 318 109 | 4 713 573 | 9,16 |
| Singapore | 343 588 | 294 551 | -14,27 | 962 988 | 877 711 | -8,86 |
| Philippines | 2 906 235 | 5 908 425 | 103,30 | 8 341 058 | 16 276 854 | 95,14 |
| Malaysia | 3 385 025 | 3 752 948 | 10,87 | 10 223 784 | 11 162 917 | 9,19 |
| Myanmar | 102 810 | 108 275 | 5,32 | 332 494 | 269 416 | -18,97 |
| Cambodia | 48 894 | 1 270 | -97,40 | 224 344 | 6 647 | -97,04 |
| Brunei Darussalam | 48 439 | 34 403 | -28,98 | 150 937 | 124 156 | -17,74 |
| Lao People'S Dem. Rep. | 6 546 | 6 159 | -5,91 | 17 722 | 24 514 | 38,32 |
| Nepal | 3 605 | 35 237 | 877,44 | 10 483 | 109 956 | 948,95 |
| Vietnam | 545 438 | 765 484 | 40,34 | 1 741 707 | 2 396 957 | 37,62 |
| Maldives | 2 986 | 9 772 | 227,30 | 10 377 | 39 196 | 277,71 |
| India | 361 340 | 454 331 | 25,73 | 1 318 390 | 1 626 868 | 23,40 |
| Pakistan | 281 017 | 544 090 | 93,61 | 792 300 | 1 648 508 | 108,07 |
| Bangladesh | 365 488 | 371 338 | 1,60 | 1 034 099 | 1 070 521 | 3,52 |
| Sri Lanka | 259 806 | 236 139 | -9,11 | 767 789 | 688 056 | -10,38 |
| Afghanistan | 33 375 | 0 | -100,00 | 91 551 | 0 | -100,00 |
| Iraq | 90 737 | 339 655 | 274,33 | 239 587 | 827 912 | 245,56 |

**TABEL 6. PERKEMBANGAN EKSPOR INDONESIA MENURUT KOMODITI DAN NEGARA TUJUAN
JANUARI-FEBRUARI 2016 DAN 2017**

| KOMODITI / NEGARA TUJUAN | BERAT BERSIH (KG) | | PERUB | NILAI FOB (US \$) | | PERUB |
|------------------------------|-------------------|--------------|---------|-------------------|--------------|---------|
| | JAN-FEB 2016 | JAN-FEB 2017 | % | JAN-FEB 2016 | JAN-FEB 2017 | % |
| | (1) | (2) | (3) | (4) | (5) | (6) |
| Iran (Islamic Republic Of) | 274 182 | 126 473 | -53,87 | 852 684 | 324 855 | -61,90 |
| Saudi Arabia | 3 874 114 | 2 469 610 | -36,25 | 10 559 596 | 6 376 963 | -39,61 |
| Israel | 7 262 | 6 409 | -11,75 | 21 420 | 17 242 | -19,50 |
| Kuwait | 91 904 | 71 782 | -21,89 | 319 752 | 237 836 | -25,62 |
| Jordan | 289 267 | 205 022 | -29,12 | 847 006 | 575 602 | -32,04 |
| Lebanon | 318 223 | 282 799 | -11,13 | 974 002 | 629 672 | -35,35 |
| Yemen | 325 311 | 395 157 | 21,47 | 947 690 | 1 119 169 | 18,09 |
| Oman | 72 200 | 63 719 | -11,75 | 196 613 | 194 141 | -1,26 |
| Syria Arab Republic | 33 629 | 98 772 | 193,71 | 92 140 | 269 887 | 192,91 |
| Turkey | 802 328 | 376 550 | -53,07 | 2 252 825 | 1 073 331 | -52,36 |
| United Arab Emirates | 1 372 272 | 1 390 796 | 1,35 | 3 681 819 | 3 731 933 | 1,36 |
| Qatar | 85 255 | 70 530 | -17,27 | 315 268 | 220 340 | -30,11 |
| Bahrain | 37 642 | 26 016 | -30,89 | 133 622 | 102 173 | -23,54 |
| Cyprus | 0 | 8 830 | - | 0 | 24 419 | - |
| Egypt | 2 573 118 | 1 171 924 | -54,46 | 7 105 555 | 2 970 809 | -58,19 |
| Libyan Arab Jamahiriya | 185 723 | 0 | -100,00 | 566 968 | 0 | -100,00 |
| Morocco | 125 388 | 39 921 | -68,16 | 410 942 | 111 527 | -72,86 |
| Tunisia | 30 998 | 5 323 | -82,83 | 82 136 | 14 356 | -82,52 |
| Algeria | 96 358 | 69 119 | -28,27 | 297 819 | 185 206 | -37,81 |
| Sudan | 69 683 | 61 850 | -11,24 | 202 189 | 181 939 | -10,01 |
| Tanzania, United Rep. Of | 0 | 6 671 | - | 0 | 15 943 | - |
| Kenya | 51 283 | 146 787 | 186,23 | 157 816 | 410 075 | 159,84 |
| Reunion | 9 638 | 9 260 | -3,91 | 28 789 | 27 333 | -5,06 |
| Mozambique | 0 | 9 818 | - | 0 | 9 183 | - |
| Togo | 32 630 | 25 091 | -23,10 | 99 460 | 62 448 | -37,21 |
| Ghana | 44 717 | 23 722 | -46,95 | 107 512 | 60 262 | -43,95 |
| Guinea | 23 715 | 0 | -100,00 | 74 488 | 0 | -100,00 |
| Angola | 23 714 | 8 679 | -63,40 | 63 879 | 27 997 | -56,17 |
| Congo | 6 836 | 0 | -100,00 | 17 386 | 0 | -100,00 |
| Cameroon | 3 198 | 0 | -100,00 | 13 145 | 0 | -100,00 |
| Nigeria | 84 785 | 205 051 | 141,85 | 246 968 | 570 750 | 131,10 |
| Gabon | 8 530 | 0 | -100,00 | 21 721 | 0 | -100,00 |
| Cote D'Ivoire | 7 358 | 9 583 | 30,25 | 18 639 | 35 016 | 87,87 |
| Senegal | 29 953 | 3 541 | -88,18 | 102 643 | 11 408 | -88,89 |
| Benin | 1 291 | 9 480 | 634,53 | 3 223 | 14 125 | 338,31 |
| Burkina Faso | 32 | 0 | -100,00 | 597 | 0 | -100,00 |
| Uganda | 11 205 | 10 441 | -6,81 | 35 570 | 32 273 | -9,27 |
| South Africa | 487 947 | 360 646 | -26,09 | 1 295 524 | 954 013 | -26,36 |
| Mauritius | 18 311 | 13 328 | -27,21 | 55 608 | 34 300 | -38,32 |
| Democratic Rep. Of The Congo | 0 | 24 529 | - | 0 | 66 727 | - |
| Australia | 2 734 447 | 2 317 004 | -15,27 | 8 183 632 | 7 265 975 | -11,21 |
| New Zealand | 693 714 | 842 339 | 21,42 | 2 160 925 | 2 484 406 | 14,97 |
| New Caledonia | 10 761 | 3 524 | -67,25 | 34 623 | 12 707 | -63,30 |
| Vanuatu | 0 | 10 437 | - | 0 | 30 533 | - |
| Fiji | 22 343 | 12 490 | -44,10 | 61 991 | 35 449 | -42,82 |
| Kiribati | 720 | 0 | -100,00 | 2 295 | 0 | -100,00 |
| Samoa | 0 | 7 005 | - | 0 | 24 778 | - |
| East Timor | 182 455 | 251 788 | 38,00 | 314 494 | 578 708 | 84,01 |
| United States | 33 231 824 | 41 531 204 | 24,97 | 110 095 619 | 128 990 079 | 17,16 |
| Canada | 1 564 645 | 1 098 878 | -29,77 | 4 911 703 | 3 193 483 | -34,98 |
| Mexico | 605 597 | 380 430 | -37,18 | 1 899 580 | 1 121 678 | -40,95 |
| Guatemala | 13 225 | 31 907 | 141,25 | 32 722 | 89 088 | 172,26 |
| Honduras | 0 | 72 626 | - | 0 | 173 337 | - |
| Nicaragua | 0 | 8 567 | - | 0 | 22 078 | - |
| Panama | 18 169 | 10 933 | -39,83 | 56 575 | 29 480 | -47,89 |
| Suriname | 0 | 12 020 | - | 0 | 36 707 | - |
| Chile | 81 056 | 69 946 | -13,71 | 215 208 | 212 094 | -1,45 |
| Argentina | 20 281 | 61 538 | 203,44 | 69 303 | 189 650 | 173,65 |
| Brazil | 467 939 | 797 342 | 70,39 | 1 266 187 | 2 156 614 | 70,32 |
| Colombia | 186 541 | 200 594 | 7,53 | 605 860 | 595 170 | -1,76 |
| Bolivia | 0 | 38 425 | - | 0 | 98 137 | - |
| Uruguay | 11 545 | 10 189 | -11,74 | 35 800 | 32 590 | -8,97 |
| Paraguay | 33 006 | 0 | -100,00 | 114 218 | 0 | -100,00 |
| Ecuador | 3 937 | 0 | -100,00 | 11 662 | 0 | -100,00 |
| Peru | 57 559 | 116 400 | 102,23 | 206 885 | 763 200 | 268,90 |
| Trinidad And Tobago | 0 | 19 190 | - | 0 | 56 638 | - |
| Puerto Rico | 72 479 | 354 950 | 389,73 | 220 309 | 986 031 | 347,57 |
| Belize | 0 | 18 503 | - | 0 | 50 949 | - |
| Dominican Republic | 26 259 | 11 654 | -55,62 | 85 043 | 33 626 | -60,46 |
| El Salvador | 30 140 | 34 925 | 15,88 | 102 353 | 101 052 | -1,27 |
| Costa Rica | 3 512 | 7 038 | 100,40 | 9 051 | 20 416 | 125,56 |
| French Polynesia | 0 | 11 455 | - | 0 | 30 974 | - |
| Guadeloupe | 0 | 10 216 | - | 0 | 29 214 | - |
| United Kingdom | 1 550 099 | 1 398 414 | -9,79 | 4 763 518 | 4 016 667 | -15,68 |
| Netherlands | 1 256 940 | 1 143 099 | -9,06 | 4 799 684 | 3 910 310 | -18,53 |
| France | 689 224 | 403 631 | -41,44 | 2 296 742 | 1 357 764 | -40,88 |
| Germany, Fed. Rep. Of | 2 779 622 | 1 701 274 | -38,79 | 15 588 162 | 8 969 373 | -42,46 |
| Austria | 0 | 2 940 | - | 0 | 9 187 | - |
| Belgium | 1 646 969 | 1 140 803 | -30,73 | 4 787 643 | 3 126 027 | -34,71 |
| Switzerland | 0 | 4 280 | - | 0 | 15 073 | - |
| Denmark | 46 035 | 23 876 | -48,13 | 151 597 | 88 308 | -41,75 |
| Norway | 139 860 | 33 520 | -76,03 | 458 740 | 107 019 | -76,67 |
| Sweden | 405 949 | 406 668 | 0,18 | 1 169 605 | 1 096 055 | -6,29 |
| Finland | 239 089 | 101 054 | -57,73 | 713 453 | 307 533 | -56,90 |
| Ireland | 41 453 | 10 457 | -74,77 | 68 972 | 18 792 | -72,75 |
| Italy | 745 183 | 468 976 | -37,07 | 2 559 252 | 1 570 829 | -38,62 |
| Spain | 301 121 | 199 074 | -33,89 | 937 283 | 637 463 | -31,99 |

TABEL 6. PERKEMBANGAN EKSPOR INDONESIA MENURUT KOMODITI DAN NEGARA TUJUAN
JANUARI-FEBRUARI 2016 DAN 2017

| KOMODITI / NEGARA TUJUAN | BERAT BERSIH (KG) | | PERUB | NILAI FOB (US \$) | | PERUB |
|--------------------------------|-------------------|-------------------|-------------|--------------------|--------------------|-------------|
| | JAN-FEB 2016 | JAN-FEB 2017 | % | JAN-FEB 2016 | JAN-FEB 2017 | % |
| | (1) | (2) | (3) | (4) | (5) | (6) |
| Portugal | 91 604 | 79 874 | -12,81 | 262 233 | 202 403 | -22,82 |
| Iceland | 4 567 | 0 | -100,00 | 14 510 | 0 | -100,00 |
| Greece | 70 688 | 57 748 | -18,31 | 194 064 | 190 608 | -1,78 |
| Hungary | 243 199 | 69 946 | -71,24 | 782 240 | 200 374 | -74,38 |
| Poland | 772 580 | 533 767 | -30,91 | 2 084 050 | 1 455 745 | -30,15 |
| Romania | 122 524 | 37 742 | -69,20 | 361 530 | 107 409 | -70,29 |
| Bulgaria | 115 350 | 89 519 | -22,39 | 368 616 | 251 855 | -31,68 |
| Albania | 18 540 | 9 445 | -49,05 | 50 990 | 28 911 | -43,30 |
| Armenia | 3 669 | 1 980 | -46,02 | 9 895 | 5 310 | -46,34 |
| Belarus | 0 | 8 274 | - | 0 | 23 850 | - |
| Moldova, Republic Of | 8 176 | 0 | -100,00 | 28 184 | 0 | -100,00 |
| Ukraine | 109 657 | 228 513 | 108,39 | 270 401 | 649 384 | 140,16 |
| Latvia | 172 782 | 67 795 | -60,76 | 486 092 | 175 891 | -63,82 |
| Estonia | 181 143 | 0 | -100,00 | 494 440 | 0 | -100,00 |
| Georgia | 10 667 | 66 416 | 522,65 | 25 427 | 163 107 | 541,48 |
| Croatia | 17 711 | 43 565 | 145,97 | 54 338 | 96 419 | 77,44 |
| Malta | 14 372 | 2 571 | -82,11 | 37 944 | 6 640 | -82,50 |
| Slovakia | 35 072 | 31 137 | -11,22 | 108 309 | 90 695 | -16,26 |
| Slovenia | 40 498 | 10 508 | -74,05 | 125 809 | 29 983 | -76,17 |
| Czech Republic | 38 925 | 108 359 | 178,38 | 129 585 | 337 714 | 160,61 |
| Russia Federation | 593 718 | 1 768 568 | 197,88 | 1 460 257 | 5 057 209 | 246,32 |
| Montenegro | 50 257 | 4 321 | -91,40 | 158 127 | 12 999 | -91,78 |
| BARANG PLASTIK LEMBARAN | 44 128 814 | 45 164 994 | 2,35 | 108 660 300 | 114 080 867 | 4,99 |
| Japan | 8 973 209 | 10 059 214 | 12,10 | 22 713 286 | 26 688 269 | 17,50 |
| Hongkong | 523 840 | 626 321 | 19,56 | 1 215 581 | 917 795 | -24,50 |
| Korea, Republic Of | 2 276 527 | 2 311 675 | 1,54 | 5 189 981 | 5 940 884 | 14,47 |
| Taiwan | 564 227 | 908 614 | 61,04 | 1 875 363 | 2 185 252 | 16,52 |
| China | 1 104 925 | 1 844 081 | 66,90 | 3 451 508 | 5 687 001 | 64,77 |
| Mongolia | 198 | 0 | -100,00 | 8 390 | 0 | -100,00 |
| Papua New Guinea | 30 525 | 25 183 | -17,50 | 71 615 | 141 329 | 97,35 |
| Thailand | 4 071 526 | 2 929 928 | -28,04 | 9 612 725 | 7 578 916 | -21,16 |
| Singapore | 783 267 | 644 506 | -17,72 | 2 401 040 | 1 971 377 | -17,89 |
| Philippines | 3 325 964 | 4 135 344 | 24,34 | 8 874 284 | 9 715 402 | 9,48 |
| Malaysia | 1 990 758 | 2 251 790 | 13,11 | 5 276 477 | 6 147 534 | 16,51 |
| Myanmar | 306 712 | 404 569 | 31,91 | 497 978 | 609 040 | 22,30 |
| Cambodia | 59 229 | 19 550 | -66,99 | 188 539 | 57 345 | -69,58 |
| Brunei Darussalam | 309 | 405 | 31,09 | 198 | 4 599 | 2 219,88 |
| Lao People'S Dem. Rep. | 48 | 0 | -100,00 | 425 | 0 | -100,00 |
| Nepal | 10 629 | 9 438 | -11,21 | 28 919 | 33 390 | 15,46 |
| Vietnam | 1 042 256 | 1 220 163 | 17,07 | 2 927 356 | 2 896 059 | -1,07 |
| Maldives | 0 | 2 269 | - | 0 | 25 546 | - |
| India | 1 066 325 | 1 375 234 | 28,97 | 2 180 386 | 3 154 175 | 44,66 |
| Pakistan | 236 813 | 161 773 | -31,69 | 950 658 | 560 539 | -41,04 |
| Bangladesh | 866 643 | 857 344 | -1,07 | 1 680 188 | 1 631 310 | -2,91 |
| Sri Lanka | 470 474 | 599 680 | 27,46 | 900 580 | 1 079 242 | 19,84 |
| Iran (Islamic Republic Of) | 0 | 25 822 | - | 0 | 81 732 | - |
| Saudi Arabia | 680 009 | 700 081 | 2,95 | 2 344 714 | 2 144 289 | -8,55 |
| Israel | 87 846 | 49 857 | -43,25 | 237 217 | 144 307 | -39,17 |
| Kuwait | 4 906 | 23 168 | 372,27 | 12 617 | 64 518 | 411,37 |
| Lebanon | 15 040 | 13 612 | -9,49 | 37 907 | 41 102 | 8,43 |
| Syria Arab Republic | 125 438 | 94 980 | -24,28 | 231 167 | 297 378 | 28,64 |
| Turkey | 1 093 876 | 712 531 | -34,86 | 2 513 576 | 1 697 484 | -32,47 |
| United Arab Emirates | 307 043 | 502 982 | 63,81 | 862 435 | 1 464 165 | 69,77 |
| Qatar | 40 998 | 12 087 | -70,52 | 105 243 | 33 539 | -68,13 |
| Bahrain | 32 668 | 0 | -100,00 | 81 999 | 0 | -100,00 |
| Egypt | 183 376 | 395 757 | 115,82 | 630 299 | 1 046 093 | 65,97 |
| Morocco | 20 304 | 0 | -100,00 | 71 896 | 0 | -100,00 |
| Tunisia | 49 915 | 0 | -100,00 | 159 553 | 0 | -100,00 |
| Algeria | 23 792 | 47 624 | 100,16 | 60 135 | 117 078 | 94,69 |
| Sudan | 44 151 | 32 682 | -25,98 | 132 503 | 100 232 | -24,35 |
| Ethiopia | 38 327 | 0 | -100,00 | 116 744 | 0 | -100,00 |
| Tanzania, United Rep. Of | 3 932 | 28 486 | 624,50 | 13 247 | 128 414 | 869,39 |
| Kenya | 159 654 | 106 290 | -33,42 | 501 605 | 257 588 | -48,65 |
| Mozambique | 3 440 | 10 217 | 197,00 | 17 808 | 26 534 | 49,00 |
| Togo | 0 | 11 | - | 0 | 45 | - |
| Ghana | 24 902 | 15 182 | -39,03 | 53 900 | 74 334 | 37,91 |
| Liberia | 109 | 0 | -100,00 | 495 | 0 | -100,00 |
| Congo | 95 | 38 | -60,29 | 410 | 153 | -62,81 |
| Cameroon | 15 | 25 084 | 163 312,70 | 70 | 56 407 | 80 654,43 |
| Nigeria | 312 474 | 98 254 | -68,56 | 722 712 | 328 237 | -54,58 |
| Gabon | 15 200 | 0 | -100,00 | 36 960 | 0 | -100,00 |
| Cote D'Ivoire | 156 542 | 52 200 | -66,65 | 829 114 | 259 858 | -68,66 |
| Senegal | 6 877 | 6 877 | 0,00 | 5 200 | 5 200 | 0,00 |
| Uganda | 0 | 7 738 | - | 0 | 21 498 | - |
| Djibouti | 0 | 2 104 | - | 0 | 2 966 | - |
| South Africa | 231 541 | 371 801 | 60,58 | 648 719 | 861 944 | 32,87 |
| Zimbabwe | 18 612 | 7 641 | -58,94 | 49 571 | 21 593 | -56,44 |
| Mauritius | 5 087 | 0 | -100,00 | 17 365 | 0 | -100,00 |
| Democratic Rep. Of The Congo | 201 | 0 | -100,00 | 706 | 0 | -100,00 |
| Australia | 2 200 124 | 2 740 245 | 24,55 | 5 419 560 | 7 653 719 | 41,22 |
| New Zealand | 288 958 | 449 239 | 55,47 | 750 522 | 1 075 581 | 43,31 |
| New Caledonia | 2 201 | 0 | -100,00 | 3 584 | 0 | -100,00 |
| Fiji | 725 | 32 154 | 4 335,03 | 1 859 | 54 484 | 2 831,14 |
| Kiribati | 450 | 0 | -100,00 | 1 980 | 0 | -100,00 |
| East Timor | 8 788 | 9 490 | 8,00 | 11 786 | 13 301 | 12,85 |
| United States | 4 231 120 | 4 638 843 | 9,64 | 9 710 512 | 10 721 774 | 10,41 |

TABEL 6. PERKEMBANGAN EKSPOR INDONESIA MENURUT KOMODITI DAN NEGARA TUJUAN
JANUARI-FEBRUARI 2016 DAN 2017

| KOMODITI / NEGARA TUJUAN | BERAT BERSIH (KG) | | PERUB | NILAI FOB (US \$) | | PERUB |
|---|-------------------|-------------------|--------------|-------------------|-------------------|-------------|
| | JAN-FEB 2016 | JAN-FEB 2017 | % | JAN-FEB 2016 | JAN-FEB 2017 | % |
| (1) | (2) | (3) | (4) | (5) | (6) | (7) |
| Canada | 69 940 | 150 326 | 114,94 | 193 623 | 434 548 | 124,43 |
| Mexico | 283 726 | 139 749 | -50,74 | 776 892 | 433 851 | -44,16 |
| Guatemala | 56 020 | 0 | -100,00 | 153 025 | 0 | -100,00 |
| Honduras | 13 210 | 12 209 | -7,57 | 32 446 | 29 648 | -8,63 |
| Chile | 55 055 | 8 638 | -84,31 | 153 416 | 32 046 | -79,11 |
| Venezuela | 0 | 1 000 | - | 0 | 8 250 | - |
| Argentina | 14 188 | 67 288 | 374,27 | 51 191 | 131 801 | 157,47 |
| Brazil | 148 385 | 335 729 | 126,26 | 311 132 | 815 325 | 162,05 |
| Colombia | 10 390 | 0 | -100,00 | 31 182 | 0 | -100,00 |
| Uruguay | 16 | 0 | -100,00 | 104 | 0 | -100,00 |
| Paraguay | 40 896 | 85 968 | 110,21 | 116 554 | 210 269 | 80,41 |
| Peru | 855 | 1 377 | 61,05 | 7 655 | 11 938 | 55,96 |
| Dominican Republic | 0 | 1 375 | - | 0 | 4 389 | - |
| French Polynesia | 0 | 100 | - | 0 | 540 | - |
| United Kingdom | 1 217 038 | 709 683 | -41,69 | 2 380 939 | 1 451 702 | -39,03 |
| Netherlands | 371 420 | 222 968 | -39,97 | 865 719 | 664 940 | -23,19 |
| France | 1 | 18 506 | 1 850 468,00 | 10 | 34 378 | 343 682,40 |
| Germany, Fed. Rep. Of | 252 624 | 234 420 | -7,21 | 805 135 | 715 246 | -11,16 |
| Austria | 0 | 18 436 | - | 0 | 49 423 | - |
| Belgium | 256 374 | 79 989 | -68,80 | 646 148 | 260 054 | -59,75 |
| Switzerland | 172 | 0 | -100,00 | 2 514 | 0 | -100,00 |
| Denmark | 153 963 | 45 268 | -70,60 | 286 003 | 72 747 | -74,56 |
| Norway | 44 471 | 88 259 | 98,46 | 112 041 | 160 530 | 43,28 |
| Sweden | 33 580 | 64 220 | 91,25 | 105 049 | 129 755 | 23,52 |
| Finland | 56 345 | 10 851 | -80,74 | 153 624 | 33 142 | -78,43 |
| Ireland | 96 443 | 83 211 | -13,72 | 187 543 | 149 109 | -20,49 |
| Italy | 630 254 | 331 041 | -47,47 | 1 449 794 | 886 217 | -38,87 |
| Spain | 746 146 | 159 827 | -78,58 | 1 087 926 | 264 661 | -75,67 |
| Portugal | 136 251 | 62 221 | -54,33 | 332 785 | 157 414 | -52,70 |
| Greece | 0 | 150 | - | 0 | 1 230 | - |
| Poland | 1 127 124 | 607 972 | -46,06 | 1 553 924 | 1 071 457 | -31,05 |
| Armenia | 24 091 | 0 | -100,00 | 65 856 | 0 | -100,00 |
| Ukraine | 736 | 224 | -69,58 | 7 445 | 2 425 | -67,43 |
| Lithuania | 23 017 | 11 141 | -51,60 | 32 414 | 17 150 | -47,09 |
| Georgia | 69 490 | 0 | -100,00 | 120 912 | 0 | -100,00 |
| Croatia | 10 834 | 0 | -100,00 | 28 406 | 0 | -100,00 |
| Malta | 17 348 | 12 075 | -30,40 | 45 660 | 19 478 | -57,34 |
| Slovenia | 0 | 471 | - | 0 | 5 105 | - |
| Russia Federation | 45 276 | 143 | -99,68 | 122 067 | 1 548 | -98,73 |
| BARANG DARI PLASTIK UNTUK PENGEMASAN | 22 140 041 | 24 032 197 | 8,55 | 52 452 260 | 53 624 182 | 2,23 |
| Japan | 12 510 169 | 13 676 733 | 9,32 | 19 665 773 | 22 368 986 | 13,75 |
| Hongkong | 23 262 | 77 877 | 234,78 | 190 158 | 574 407 | 202,07 |
| Korea, Republic Of | 79 569 | 77 891 | -2,11 | 331 776 | 361 137 | 8,85 |
| Taiwan | 557 756 | 498 218 | -10,67 | 1 262 609 | 1 110 921 | -12,01 |
| China | 159 355 | 279 253 | 75,24 | 637 882 | 660 466 | 3,54 |
| Papua New Guinea | 56 262 | 61 457 | 9,23 | 157 195 | 109 863 | -30,11 |
| Thailand | 280 892 | 303 517 | 8,05 | 762 740 | 968 289 | 26,95 |
| Singapore | 2 153 406 | 2 362 069 | 9,69 | 5 667 049 | 6 403 049 | 12,99 |
| Philippines | 320 282 | 471 862 | 47,33 | 1 349 541 | 1 605 694 | 18,98 |
| Malaysia | 309 259 | 506 218 | 63,69 | 1 033 300 | 1 243 904 | 20,38 |
| Myanmar | 57 213 | 115 001 | 101,01 | 101 010 | 171 991 | 70,27 |
| Cambodia | 105 | 1 | -99,05 | 355 | 20 | -94,36 |
| Brunei Darussalam | 7 757 | 5 555 | -28,39 | 44 747 | 16 925 | -62,18 |
| Vietnam | 134 334 | 183 463 | 36,57 | 614 500 | 945 776 | 53,91 |
| Maldives | 11 678 | 838 | -92,82 | 21 465 | 2 514 | -88,29 |
| India | 17 864 | 60 904 | 240,92 | 134 615 | 180 024 | 33,73 |
| Pakistan | 79 | 624 | 689,87 | 195 | 5 867 | 2 908,46 |
| Bangladesh | 0 | 731 | - | 0 | 3 372 | - |
| Sri Lanka | 81 094 | 49 445 | -39,03 | 992 101 | 349 600 | -64,76 |
| Iraq | 0 | 500 | - | 0 | 2 295 | - |
| Saudi Arabia | 26 077 | 10 274 | -60,60 | 125 878 | 46 473 | -63,08 |
| Israel | 16 | 0 | -100,00 | 189 | 0 | -100,00 |
| Kuwait | 0 | 124 | - | 0 | 354 | - |
| Yemen | 0 | 4 100 | - | 0 | 480 | - |
| Oman | 15 410 | 13 720 | -10,96 | 30 480 | 26 122 | -14,30 |
| Turkey | 1 993 | 0 | -100,00 | 22 654 | 0 | -100,00 |
| United Arab Emirates | 552 444 | 164 355 | -70,25 | 1 421 980 | 318 195 | -77,62 |
| Qatar | 1 254 | 3 298 | 162,96 | 6 954 | 20 088 | 188,87 |
| Bahrain | 162 | 3 257 | 1 910,31 | 835 | 10 694 | 1 180,08 |
| Egypt | 11 805 | 1 420 | -87,97 | 90 062 | 10 221 | -88,65 |
| Sudan | 16 258 | 0 | -100,00 | 43 248 | 0 | -100,00 |
| Tanzania, United Rep. Of | 3 | 0 | -100,00 | 18 | 0 | -100,00 |
| Somalia | 271 181 | 663 475 | 144,66 | 445 939 | 1 140 429 | 155,74 |
| Kenya | 0 | 1 685 | - | 0 | 11 791 | - |
| Reunion | 16 214 | 50 | -99,69 | 27 584 | 15 | -99,94 |
| Mozambique | 0 | 2 300 | - | 0 | 8 820 | - |
| Togo | 271 | 1 164 | 329,54 | 383 | 3 541 | 823,57 |
| Ghana | 221 699 | 13 271 | -94,01 | 588 329 | 95 594 | -83,75 |
| Liberia | 5 783 | 0 | -100,00 | 21 222 | 0 | -100,00 |
| Guinea | 0 | 12 920 | - | 0 | 1 511 | - |
| Angola | 7 646 | 36 228 | 373,81 | 58 589 | 66 583 | 13,65 |
| Congo | 8 359 | 2 617 | -68,70 | 29 124 | 9 382 | -67,79 |
| Cameroon | 3 155 | 3 929 | 24,55 | 16 156 | 12 720 | -21,27 |
| Nigeria | 750 | 26 247 | 3 399,54 | 143 | 52 623 | 36 828,68 |
| Gabon | 95 751 | 33 649 | -64,86 | 190 942 | 75 738 | -60,33 |

TABEL 6. PERKEMBANGAN EKSPOR INDONESIA MENURUT KOMODITI DAN NEGARA TUJUAN
JANUARI-FEBRUARI 2016 DAN 2017

| KOMODITI / NEGARA TUJUAN | BERAT BERSIH (KG) | | PERUB | NILAI FOB (US \$) | | PERUB |
|--|-------------------|------------------|---------------|-------------------|-------------------|---------------|
| | JAN-FEB 2016 | JAN-FEB 2017 | % | JAN-FEB 2016 | JAN-FEB 2017 | % |
| (1) | (2) | (3) | (4) | (5) | (6) | (7) |
| Senegal | 7 431 | 115 070 | 1 448,51 | 34 579 | 260 265 | 652,67 |
| Mali | 164 935 | 105 860 | -35,82 | 243 548 | 241 381 | -0,89 |
| Burkina Faso | 0 | 54 200 | - | 0 | 93 380 | - |
| Gambia | 75 | 0 | -100,00 | 507 | 0 | -100,00 |
| Uganda | 168 | 0 | -100,00 | 348 | 0 | -100,00 |
| Djibouti | 0 | 27 190 | - | 0 | 45 219 | - |
| South Africa | 12 606 | 18 237 | 44,67 | 57 288 | 83 092 | 45,04 |
| Mauritius | 30 990 | 95 | -99,69 | 118 545 | 281 | -99,76 |
| Democratic Rep. Of The Congo | 10 944 | 0 | -100,00 | 40 219 | 0 | -100,00 |
| Australia | 323 609 | 495 153 | 53,01 | 1 134 882 | 1 180 127 | 3,99 |
| New Zealand | 24 702 | 5 982 | -75,78 | 51 007 | 17 968 | -64,77 |
| Palau | 0 | 8 | - | 0 | 102 | - |
| New Caledonia | 0 | 676 | - | 0 | 5 249 | - |
| Fiji | 33 | 0 | -100,00 | 175 | 0 | -100,00 |
| East Timor | 329 067 | 195 504 | -40,59 | 322 174 | 264 758 | -17,82 |
| United States | 713 510 | 673 078 | -5,67 | 4 255 898 | 3 656 895 | -14,07 |
| Canada | 21 093 | 57 394 | 172,10 | 247 424 | 196 626 | -20,53 |
| Mexico | 21 365 | 24 782 | 16,00 | 374 454 | 403 270 | 7,70 |
| Suriname | 0 | 20 320 | - | 0 | 45 000 | - |
| Chile | 4 186 | 0 | -100,00 | 44 515 | 0 | -100,00 |
| Argentina | 3 580 | 7 453 | 108,19 | 39 391 | 100 513 | 155,17 |
| Brazil | 318 462 | 244 596 | -23,19 | 2 471 485 | 914 810 | -62,99 |
| Colombia | 2 366 | 5 446 | 130,20 | 27 284 | 72 532 | 165,84 |
| Uruguay | 69 659 | 49 136 | -29,46 | 109 113 | 71 925 | -34,08 |
| Peru | 1 091 | 378 | -65,34 | 16 361 | 2 170 | -86,74 |
| Puerto Rico | 12 312 | 0 | -100,00 | 20 069 | 0 | -100,00 |
| Dominican Republic | 0 | 1 100 | - | 0 | 3 522 | - |
| French Polynesia | 0 | 50 | - | 0 | 230 | - |
| United Kingdom | 997 380 | 1 178 867 | 18,20 | 1 567 344 | 1 956 299 | 24,82 |
| Netherlands | 88 530 | 28 949 | -67,30 | 354 402 | 59 778 | -83,13 |
| France | 257 325 | 244 411 | -5,02 | 1 827 037 | 2 430 920 | 33,05 |
| Germany, Fed. Rep. Of | 283 669 | 247 414 | -12,78 | 611 479 | 552 532 | -9,64 |
| Austria | 2 | 0 | -100,00 | 1 | 0 | -100,00 |
| Belgium | 46 018 | 183 371 | 298,48 | 185 666 | 336 374 | 81,17 |
| Switzerland | 2 766 | 3 747 | 35,44 | 45 479 | 59 583 | 31,01 |
| Denmark | 37 992 | 14 372 | -62,17 | 171 467 | 48 721 | -71,59 |
| Norway | 368 | 281 | -23,78 | 1 000 | 1 357 | 35,72 |
| Sweden | 17 286 | 625 | -96,39 | 40 214 | 2 775 | -93,10 |
| Finland | 48 | 177 | 265,08 | 356 | 1 330 | 273,87 |
| Ireland | 27 545 | 12 250 | -55,53 | 48 023 | 20 909 | -56,46 |
| Italy | 35 979 | 72 601 | 101,79 | 169 367 | 274 784 | 62,24 |
| Spain | 122 791 | 52 552 | -57,20 | 206 790 | 83 315 | -59,71 |
| Greece | 3 | 2 | -33,33 | 42 | 10 | -76,36 |
| Hungary | 10 161 | 4 683 | -53,92 | 110 225 | 37 056 | -66,38 |
| Poland | 64 981 | 105 141 | 61,80 | 1 208 042 | 1 002 444 | -17,02 |
| Romania | 15 404 | 50 779 | 229,65 | 26 891 | 100 182 | 272,55 |
| Estonia | 13 487 | 30 | -99,78 | 26 680 | 20 | -99,93 |
| Czech Republic | 15 170 | 0 | -100,00 | 57 943 | 0 | -100,00 |
| Russia Federation | 14 390 | 0 | -100,00 | 96 826 | 0 | -100,00 |
| BARANG DARI KARET UNTUK KEPERLUAN | | | | | | |
| INDUSTRI | 6 587 222 | 4 100 809 | -37,75 | 25 036 428 | 16 870 017 | -32,62 |
| Japan | 298 290 | 180 725 | -39,41 | 2 599 955 | 1 677 645 | -35,47 |
| Hongkong | 11 554 | 28 993 | 150,93 | 952 065 | 911 458 | -4,27 |
| Korea, Republic Of | 20 027 | 37 455 | 87,02 | 37 636 | 55 611 | 47,76 |
| Taiwan | 52 667 | 50 772 | -3,60 | 26 994 | 81 844 | 203,19 |
| China | 3 419 515 | 1 416 225 | -58,58 | 5 646 177 | 4 040 019 | -28,45 |
| Papua New Guinea | 136 | 27 | -80,37 | 3 440 | 39 | -98,87 |
| Thailand | 99 999 | 139 238 | 39,24 | 577 162 | 865 964 | 50,04 |
| Singapore | 130 873 | 131 594 | 0,55 | 1 200 889 | 1 214 290 | 1,12 |
| Philippines | 7 605 | 232 | -96,96 | 97 629 | 3 287 | -96,63 |
| Malaysia | 41 258 | 41 466 | 0,50 | 198 805 | 184 851 | -7,02 |
| Myanmar | 18 817 | 235 | -98,75 | 62 784 | 3 095 | -95,07 |
| Brunei Darussalam | 0 | 6 | - | 0 | 355 | - |
| Vietnam | 1 343 639 | 1 033 899 | -23,05 | 8 099 651 | 2 646 479 | -67,33 |
| India | 28 674 | 36 446 | 27,10 | 154 765 | 304 399 | 96,69 |
| Pakistan | 54 489 | 101 963 | 87,12 | 115 785 | 190 771 | 64,76 |
| Bangladesh | 14 000 | 41 840 | 198,86 | 48 970 | 76 693 | 56,61 |
| Sri Lanka | 40 149 | 7 701 | -80,82 | 87 113 | 29 762 | -65,83 |
| Iraq | 0 | 14 974 | - | 0 | 81 910 | - |
| Iran (Islamic Republic Of) | 0 | 38 524 | - | 0 | 166 631 | - |
| Saudi Arabia | 14 566 | 0 | -100,00 | 83 339 | 0 | -100,00 |
| Lebanon | 0 | 26 400 | - | 0 | 92 205 | - |
| Syria Arab Republic | 0 | 25 796 | - | 0 | 45 985 | - |
| Turkey | 106 920 | 45 256 | -57,67 | 434 807 | 207 982 | -52,17 |
| United Arab Emirates | 91 619 | 93 421 | 1,97 | 254 400 | 183 417 | -27,90 |
| Qatar | 28 711 | 68 970 | 140,22 | 59 435 | 128 266 | 115,81 |
| Egypt | 109 320 | 0 | -100,00 | 231 815 | 0 | -100,00 |
| Morocco | 23 464 | 0 | -100,00 | 37 622 | 0 | -100,00 |
| Algeria | 24 334 | 0 | -100,00 | 41 119 | 0 | -100,00 |
| Cameroon | 125 | 0 | -100,00 | 179 | 0 | -100,00 |
| South Africa | 65 900 | 22 846 | -65,33 | 125 528 | 38 665 | -69,20 |
| Malawi | 0 | 8 893 | - | 0 | 23 883 | - |
| Australia | 13 982 | 29 958 | 114,26 | 29 956 | 65 625 | 119,08 |
| New Zealand | 1 | 0 | -100,00 | 9 | 0 | -100,00 |
| Solomon Islands | 2 158 | 0 | -100,00 | 4 309 | 0 | -100,00 |
| East Timor | 8 467 | 15 436 | 82,31 | 5 138 | 5 832 | 13,50 |

TABEL 6. PERKEMBANGAN EKSPOR INDONESIA MENURUT KOMODITI DAN NEGARA TUJUAN
JANUARI-FEBRUARI 2016 DAN 2017

| KOMODITI / NEGARA TUJUAN | BERAT BERSIH (KG) | | PERUB | NILAI FOB (US \$) | | PERUB |
|-------------------------------|-------------------|------------------|---------------|-------------------|-------------------|---------------|
| | JAN-FEB 2016 | JAN-FEB 2017 | % | JAN-FEB 2016 | JAN-FEB 2017 | % |
| | (1) | (2) | (3) | (4) | (5) | (6) |
| United States | 227 015 | 192 227 | -15,32 | 2 520 667 | 2 231 775 | -11,46 |
| Canada | 19 698 | 9 753 | -50,49 | 93 010 | 49 471 | -46,81 |
| Mexico | 108 494 | 63 276 | -41,68 | 210 418 | 213 258 | 1,35 |
| Chile | 561 | 35 514 | 6 234,70 | 5 254 | 124 226 | 2 264,50 |
| Argentina | 0 | 3 925 | - | 0 | 26 357 | - |
| Bolivia | 24 728 | 0 | -100,00 | 36 631 | 0 | -100,00 |
| Peru | 4 597 | 35 642 | 675,40 | 46 446 | 118 715 | 155,60 |
| United Kingdom | 0 | 15 | - | 0 | 15 | - |
| Netherlands | 5 432 | 9 354 | 72,19 | 68 798 | 136 878 | 98,96 |
| Germany, Fed. Rep. Of | 35 613 | 30 025 | -15,69 | 420 446 | 285 784 | -32,03 |
| Belgium | 8 | 8 | 0,00 | 251 | 26 | -89,83 |
| Switzerland | 0 | 2 | - | 0 | 221 | - |
| Italy | 60 882 | 18 876 | -69,00 | 203 947 | 79 984 | -60,78 |
| Spain | 4 304 | 6 772 | 57,35 | 40 346 | 61 074 | 51,38 |
| Poland | 5 560 | 10 079 | 81,28 | 82 558 | 115 805 | 40,27 |
| Romania | 0 | 23 585 | - | 0 | 43 150 | - |
| Georgia | 0 | 19 704 | - | 0 | 31 923 | - |
| Russia Federation | 19 070 | 2 762 | -85,52 | 90 183 | 24 396 | -72,95 |
| BARANG PLASTIK LAINNYA | 3 596 072 | 3 182 340 | -11,51 | 21 208 758 | 17 957 229 | -15,33 |
| Japan | 1 346 009 | 992 287 | -26,28 | 8 397 275 | 6 111 624 | -27,22 |
| Hongkong | 23 894 | 34 880 | 45,98 | 290 307 | 227 891 | -21,50 |
| Korea, Republic Of | 6 197 | 6 805 | 9,82 | 228 858 | 306 789 | 34,05 |
| Taiwan | 578 | 3 327 | 475,98 | 20 530 | 27 814 | 35,48 |
| China | 16 093 | 17 292 | 7,45 | 198 287 | 266 799 | 34,55 |
| Papua New Guinea | 73 | 551 | 654,93 | 550 | 563 | 2,50 |
| Thailand | 62 185 | 194 643 | 213,01 | 647 896 | 702 732 | 8,46 |
| Singapore | 367 919 | 363 208 | -1,28 | 2 554 028 | 1 951 049 | -23,61 |
| Philippines | 449 101 | 301 654 | -32,83 | 1 237 162 | 1 009 614 | -18,39 |
| Malaysia | 84 028 | 54 271 | -35,41 | 503 657 | 197 224 | -60,84 |
| Myanmar | 16 | 776 | 4 752,04 | 31 | 37 420 | 119 462,65 |
| Cambodia | 88 | 6 977 | 7 859,50 | 400 | 31 641 | 7 815,12 |
| Brunei Darussalam | 4 291 | 4 350 | 1,37 | 5 332 | 6 793 | 27,39 |
| Nepal | 0 | 264 | - | 0 | 813 | - |
| Vietnam | 59 981 | 93 338 | 55,61 | 694 071 | 854 204 | 23,07 |
| Maldives | 10 026 | 2 696 | -73,11 | 23 615 | 11 260 | -52,32 |
| India | 39 674 | 36 195 | -8,77 | 195 665 | 231 333 | 18,23 |
| Pakistan | 1 978 | 2 219 | 12,19 | 22 811 | 58 164 | 154,99 |
| Bangladesh | 1 279 | 1 710 | 33,65 | 3 742 | 8 467 | 126,29 |
| Sri Lanka | 0 | 111 | - | 0 | 391 | - |
| Iraq | 0 | 6 | - | 0 | 3 167 | - |
| Iran (Islamic Republic Of) | 14 | 0 | -100,00 | 17 | 0 | -100,00 |
| Saudi Arabia | 7 520 | 69 440 | 823,42 | 15 260 | 32 024 | 109,86 |
| Israel | 54 | 2 423 | 4 387,04 | 96 | 7 406 | 7 598,96 |
| Kuwait | 80 | 70 | -12,50 | 527 | 150 | -71,56 |
| Yemen | 0 | 625 | - | 0 | 150 | - |
| Oman | 93 | 296 | 220,00 | 1 587 | 747 | -52,92 |
| Turkey | 6 930 | 24 550 | 254,24 | 59 375 | 627 634 | 957,06 |
| United Arab Emirates | 1 709 | 2 690 | 57,42 | 15 867 | 10 742 | -32,30 |
| Qatar | 0 | 50 | - | 0 | 213 | - |
| Cyprus | 228 | 308 | 35,09 | 6 951 | 9 106 | 31,01 |
| Egypt | 40 | 0 | -100,00 | 338 | 0 | -100,00 |
| Morocco | 1 072 | 0 | -100,00 | 7 939 | 0 | -100,00 |
| Tunisia | 83 | 242 | 193,33 | 242 | 1 310 | 441,76 |
| Algeria | 0 | 311 | - | 0 | 140 | - |
| Sudan | 0 | 42 | - | 0 | 4 628 | - |
| Ethiopia | 0 | 67 | - | 0 | 251 | - |
| Tanzania, United Rep. Of | 4 260 | 5 186 | 21,72 | 12 360 | 15 707 | 27,08 |
| Madagascar | 4 411 | 117 | -97,35 | 18 912 | 74 | -99,61 |
| Kenya | 140 | 0 | -100,00 | 112 | 0 | -100,00 |
| Reunion | 2 342 | 417 | -82,19 | 3 710 | 1 652 | -55,46 |
| Mozambique | 74 | 0 | -100,00 | 587 | 0 | -100,00 |
| Togo | 0 | 57 | - | 0 | 131 | - |
| Congo | 0 | 10 | - | 0 | 24 | - |
| Cameroon | 14 793 | 22 | -99,85 | 31 473 | 33 | -99,90 |
| Senegal | 0 | 189 | - | 0 | 558 | - |
| Mali | 0 | 1 898 | - | 0 | 7 316 | - |
| Seychelles | 4 618 | 678 | -85,32 | 23 849 | 3 849 | -83,86 |
| Sao Tome And Principe | 0 | 40 | - | 0 | 588 | - |
| South Africa | 14 410 | 7 421 | -48,50 | 170 394 | 100 884 | -40,79 |
| Zimbabwe | 224 | 0 | -100,00 | 2 660 | 0 | -100,00 |
| Malawi | 8 | 0 | -100,00 | 167 | 0 | -100,00 |
| Mauritius | 1 116 | 2 317 | 107,53 | 3 529 | 7 712 | 118,54 |
| Mayotte | 14 | 0 | -100,00 | 114 | 0 | -100,00 |
| Australia | 117 804 | 181 951 | 54,45 | 534 202 | 913 502 | 71,00 |
| New Zealand | 8 846 | 4 540 | -48,67 | 22 645 | 27 555 | 21,68 |
| Guam | 30 | 0 | -100,00 | 22 | 0 | -100,00 |
| Palau | 0 | 225 | - | 0 | 2 722 | - |
| New Caledonia | 841 | 825 | -1,83 | 3 919 | 6 650 | 69,69 |
| Vanuatu | 4 | 1 442 | 35 950,00 | 14 | 4 294 | 31 473,01 |
| Wallis And Futuna Islands | 0 | 5 | - | 0 | 160 | - |
| Cook Islands | 0 | 31 | - | 0 | 99 | - |
| Fiji | 2 032 | 547 | -73,08 | 14 048 | 5 613 | -60,05 |
| East Timor | 79 756 | 103 595 | 29,89 | 56 279 | 160 728 | 185,59 |
| United States | 95 002 | 106 821 | 12,44 | 1 811 604 | 1 194 603 | -34,06 |
| Canada | 1 737 | 2 899 | 66,93 | 46 364 | 69 866 | 50,69 |
| Mexico | 40 670 | 22 291 | -45,19 | 140 759 | 72 837 | -48,25 |

**TABEL 6. PERKEMBANGAN EKSPOR INDONESIA MENURUT KOMODITI DAN NEGARA TUJUAN
JANUARI-FEBRUARI 2016 DAN 2017**

| KOMODITI / NEGARA TUJUAN | BERAT BERSIH (KG) | | PERUB | NILAI FOB (US \$) | | PERUB |
|---|-------------------|------------------|--------------|-------------------|------------------|-------------|
| | JAN-FEB 2016 | JAN-FEB 2017 | % | JAN-FEB 2016 | JAN-FEB 2017 | % |
| | (1) | (2) | (3) | (4) | (5) | (6) |
| Panama | 118 | 182 | 55,13 | 4 437 | 2 191 | -50,63 |
| Suriname | 0 | 1 281 | - | 0 | 6 185 | - |
| Chile | 2 413 | 1 433 | -40,61 | 10 029 | 16 792 | 67,44 |
| Argentina | 35 944 | 6 229 | -82,67 | 137 965 | 73 063 | -47,04 |
| Brazil | 8 452 | 4 166 | -50,71 | 18 274 | 27 876 | 52,55 |
| Colombia | 289 | 2 267 | 684,43 | 3 265 | 9 898 | 203,19 |
| Uruguay | 3 084 | 8 874 | 187,75 | 15 696 | 115 799 | 637,77 |
| Paraguay | 10 480 | 5 961 | -43,12 | 161 163 | 72 491 | -55,02 |
| Puerto Rico | 870 | 204 | -76,55 | 1 805 | 10 189 | 464,55 |
| Belize | 700 | 0 | -100,00 | 4 228 | 0 | -100,00 |
| Dominican Republic | 1 390 | 340 | -75,56 | 1 056 | 1 627 | 54,04 |
| El Salvador | 0 | 5 544 | - | 0 | 17 259 | - |
| Costa Rica | 3 085 | 1 094 | -64,54 | 5 933 | 4 021 | -32,24 |
| Antigua And Barbuda | 2 | 0 | -100,00 | 222 | 0 | -100,00 |
| Aruba | 2 470 | 32 | -98,70 | 4 824 | 5 | -99,90 |
| Bermuda | 121 | 0 | -100,00 | 719 | 0 | -100,00 |
| French Polynesia | 387 | 41 | -89,41 | 3 359 | 3 115 | -7,25 |
| Martinique | 4 626 | 568 | -87,72 | 5 335 | 2 449 | -54,09 |
| Netherlands Antilles | 0 | 125 | - | 0 | 126 | - |
| Guadeloupe | 4 906 | 313 | -93,62 | 11 476 | 539 | -95,30 |
| Virgin Islands (British) | 0 | 185 | - | 0 | 325 | - |
| United Kingdom | 66 730 | 9 972 | -85,06 | 601 377 | 102 818 | -82,90 |
| Netherlands | 239 631 | 237 907 | -0,72 | 601 028 | 664 735 | 10,60 |
| France | 75 022 | 35 676 | -52,45 | 255 528 | 153 230 | -40,03 |
| Germany, Fed. Rep. Of | 76 083 | 62 469 | -17,89 | 331 807 | 434 151 | 30,84 |
| Austria | 192 | 423 | 119,86 | 998 | 1 010 | 1,21 |
| Belgium | 35 851 | 11 966 | -66,62 | 56 275 | 75 670 | 34,46 |
| Switzerland | 7 377 | 331 | -95,52 | 12 960 | 16 882 | 30,26 |
| Denmark | 17 583 | 4 131 | -76,50 | 40 482 | 46 316 | 14,41 |
| Norway | 236 | 15 135 | 6 323,86 | 2 294 | 31 091 | 1 255,32 |
| Sweden | 1 459 | 644 | -55,87 | 55 883 | 7 483 | -86,61 |
| Finland | 24 | 528 | 2 100,00 | 85 | 12 489 | 14 575,84 |
| Ireland | 5 | 70 | 1 300,00 | 73 | 261 | 256,83 |
| Italy | 39 837 | 20 844 | -47,68 | 216 153 | 154 531 | -28,51 |
| Spain | 37 116 | 39 866 | 7,41 | 245 793 | 191 761 | -21,98 |
| Portugal | 16 411 | 1 303 | -92,06 | 60 683 | 6 849 | -88,71 |
| Greece | 2 553 | 8 840 | 246,26 | 28 919 | 93 221 | 222,35 |
| Hungary | 1 | 0 | -100,00 | 5 | 0 | -100,00 |
| Poland | 2 845 | 21 938 | 671,09 | 10 248 | 52 698 | 414,22 |
| Romania | 0 | 437 | - | 0 | 4 742 | - |
| Azerbaijan | 0 | 1 | - | 0 | 208 | - |
| Lithuania | 6 991 | 1 716 | -75,46 | 24 420 | 5 780 | -76,33 |
| Croatia | 3 021 | 2 715 | -10,13 | 6 717 | 13 858 | 106,31 |
| Malta | 80 | 139 | 73,75 | 2 940 | 4 240 | 44,21 |
| Slovakia | 177 | 170 | -3,95 | 3 477 | 1 577 | -54,66 |
| Slovenia | 90 | 0 | -100,00 | 97 | 0 | -100,00 |
| Czech Republic | 2 759 | 3 510 | 27,22 | 221 246 | 177 748 | -19,66 |
| Russia Federation | 299 | 6 | -97,99 | 9 345 | 1 059 | -88,67 |
| Serbia | 0 | 570 | - | 0 | 1 462 | - |
| PIPA PLASTIK DAN PERLENGKAPANNYA | 2 157 472 | 2 105 605 | -2,40 | 8 100 416 | 8 387 159 | 3,54 |
| Japan | 436 088 | 451 026 | 3,43 | 2 034 329 | 2 079 730 | 2,23 |
| Hongkong | 5 427 | 2 | -99,96 | 14 849 | 1 | -99,99 |
| Korea, Republic Of | 162 355 | 208 260 | 28,27 | 577 241 | 743 876 | 28,87 |
| Taiwan | 0 | 4 404 | - | 0 | 83 233 | - |
| China | 142 | 13 892 | 9 683,31 | 7 846 | 118 576 | 1 411,30 |
| Papua New Guinea | 279 | 40 | -85,82 | 5 675 | 174 | -96,94 |
| Thailand | 14 034 | 15 112 | 7,68 | 693 873 | 166 563 | -76,00 |
| Singapore | 514 055 | 191 399 | -62,77 | 1 149 837 | 944 526 | -17,86 |
| Philippines | 6 298 | 12 114 | 92,34 | 27 341 | 52 490 | 91,98 |
| Malaysia | 86 066 | 39 218 | -54,43 | 251 876 | 140 673 | -44,15 |
| Myanmar | 10 | 6 460 | 67 194,42 | 90 | 71 151 | 78 956,78 |
| Brunei Darussalam | 5 | 789 | 15 671,20 | 31 | 4 942 | 15 639,35 |
| Vietnam | 38 705 | 7 641 | -80,26 | 521 494 | 283 370 | -45,66 |
| Maldives | 90 | 185 | 105,56 | 211 | 3 300 | 1 463,98 |
| India | 13 959 | 21 635 | 54,99 | 40 968 | 65 843 | 60,72 |
| Pakistan | 0 | 249 | - | 0 | 770 | - |
| Bangladesh | 0 | 1 440 | - | 0 | 4 509 | - |
| Saudi Arabia | 43 239 | 49 734 | 15,02 | 188 392 | 206 974 | 9,86 |
| Israel | 0 | 4 689 | - | 0 | 13 742 | - |
| Kuwait | 31 609 | 32 576 | 3,06 | 108 323 | 127 699 | 17,89 |
| Yemen | 3 618 | 3 618 | 0,00 | 13 782 | 11 783 | -14,51 |
| Oman | 6 714 | 0 | -100,00 | 33 098 | 0 | -100,00 |
| United Arab Emirates | 24 604 | 106 122 | 331,31 | 90 461 | 312 926 | 245,92 |
| Qatar | 17 895 | 0 | -100,00 | 85 854 | 0 | -100,00 |
| Egypt | 10 165 | 0 | -100,00 | 35 105 | 0 | -100,00 |
| Libyan Arab Jamahiriya | 13 297 | 0 | -100,00 | 45 872 | 0 | -100,00 |
| Togo | 20 | 0 | -100,00 | 44 | 0 | -100,00 |
| Ghana | 19 611 | 11 165 | -43,07 | 59 562 | 36 418 | -38,86 |
| Nigeria | 19 923 | 237 | -98,81 | 73 135 | 1 098 | -98,50 |
| South Africa | 18 138 | 12 395 | -31,66 | 61 498 | 41 454 | -32,59 |
| Zimbabwe | 7 231 | 0 | -100,00 | 29 726 | 0 | -100,00 |
| Zambia | 3 061 | 0 | -100,00 | 8 380 | 0 | -100,00 |
| Australia | 82 917 | 132 006 | 59,20 | 416 880 | 684 549 | 64,21 |
| New Zealand | 12 786 | 22 527 | 76,19 | 44 791 | 79 919 | 78,43 |
| New Caledonia | 1 491 | 36 | -97,59 | 25 674 | 309 | -98,80 |

**TABEL 6. PERKEMBANGAN EKSPOR INDONESIA MENURUT KOMODITI DAN NEGARA TUJUAN
JANUARI-FEBRUARI 2016 DAN 2017**

| KOMODITI / NEGARA TUJUAN | BERAT BERSIH (KG) | | PERUB | NILAI FOB (US \$) | | PERUB |
|---|-------------------|------------------|--------------|-------------------|------------------|--------------|
| | JAN-FEB 2016 | JAN-FEB 2017 | % | JAN-FEB 2016 | JAN-FEB 2017 | % |
| (1) | (2) | (3) | (4) | (5) | (6) | (7) |
| Samoa | 2 467 | 1 254 | -49,18 | 9 647 | 5 548 | -42,49 |
| East Timor | 197 479 | 249 722 | 26,45 | 63 903 | 152 562 | 138,74 |
| United States | 14 899 | 32 705 | 119,51 | 100 767 | 237 689 | 135,88 |
| Chile | 6 884 | 20 651 | 200,00 | 25 344 | 64 734 | 155,42 |
| Brazil | 1 123 | 27 | -97,60 | 3 770 | 804 | -78,67 |
| United Kingdom | 45 591 | 103 442 | 126,89 | 158 062 | 334 129 | 111,39 |
| Netherlands | 90 633 | 99 016 | 9,25 | 352 600 | 424 647 | 20,43 |
| France | 0 | 4 180 | - | 0 | 22 162 | - |
| Germany, Fed. Rep. Of | 57 796 | 61 825 | 6,97 | 221 231 | 234 510 | 6,00 |
| Belgium | 8 373 | 22 326 | 166,65 | 30 812 | 80 992 | 162,86 |
| Switzerland | 1 294 | 0 | -100,00 | 25 900 | 0 | -100,00 |
| Denmark | 2 607 | 2 607 | 0,00 | 11 286 | 11 286 | 0,00 |
| Sweden | 8 108 | 4 286 | -47,14 | 19 984 | 11 500 | -42,45 |
| Ireland | 8 654 | 5 652 | -34,69 | 28 564 | 24 052 | -15,80 |
| Italy | 47 338 | 34 325 | -27,49 | 169 707 | 115 529 | -31,92 |
| Spain | 59 482 | 106 625 | 79,26 | 197 039 | 353 464 | 79,39 |
| Portugal | 0 | 1 847 | - | 0 | 9 486 | - |
| Greece | 4 280 | 0 | -100,00 | 12 904 | 0 | -100,00 |
| Poland | 6 634 | 3 317 | -50,00 | 22 656 | 8 540 | -62,30 |
| Lithuania | 0 | 2 828 | - | 0 | 14 927 | - |
| BARANG DARI PLASTIK UNTUK BANGUNAN | 1 465 505 | 1 589 949 | 8,49 | 5 070 739 | 5 990 472 | 18,14 |
| Japan | 80 230 | 80 326 | 0,12 | 688 582 | 1 072 402 | 55,74 |
| Hongkong | 24 505 | 2 005 | -91,82 | 97 221 | 12 542 | -87,10 |
| Korea, Republic Of | 1 053 | 9 451 | 797,31 | 14 584 | 41 096 | 181,78 |
| Taiwan | 27 447 | 20 043 | -26,98 | 125 643 | 100 118 | -20,32 |
| China | 49 369 | 23 636 | -52,12 | 212 865 | 120 179 | -43,54 |
| Papua New Guinea | 16 017 | 32 170 | 100,85 | 14 832 | 31 645 | 113,36 |
| Thailand | 97 066 | 185 647 | 91,26 | 304 549 | 460 362 | 51,16 |
| Singapore | 157 424 | 217 017 | 37,85 | 546 222 | 669 369 | 22,55 |
| Philippines | 66 752 | 122 266 | 83,16 | 288 530 | 324 096 | 12,33 |
| Malaysia | 93 050 | 98 985 | 6,38 | 276 081 | 261 827 | -5,16 |
| Myanmar | 1 097 | 20 815 | 1 797,37 | 11 550 | 114 303 | 889,62 |
| Brunei Darussalam | 346 | 2 727 | 688,07 | 349 | 10 362 | 2 870,02 |
| Vietnam | 36 121 | 29 219 | -19,11 | 130 036 | 91 402 | -29,71 |
| Maldives | 1 150 | 43 867 | 3 714,54 | 1 875 | 262 299 | 13 889,29 |
| India | 33 488 | 71 399 | 113,21 | 109 153 | 269 353 | 146,77 |
| Bangladesh | 0 | 526 | - | 0 | 3 938 | - |
| Sri Lanka | 70 | 1 564 | 2 130,93 | 525 | 10 773 | 1 952,06 |
| Saudi Arabia | 35 989 | 31 313 | -12,99 | 89 226 | 109 872 | 23,14 |
| Jordan | 1 081 | 0 | -100,00 | 6 150 | 0 | -100,00 |
| Lebanon | 1 856 | 0 | -100,00 | 10 394 | 0 | -100,00 |
| Oman | 447 | 46 | -89,64 | 4 675 | 272 | -94,18 |
| Turkey | 7 800 | 686 | -91,21 | 15 678 | 8 200 | -47,70 |
| United Arab Emirates | 50 984 | 1 774 | -96,52 | 150 315 | 12 109 | -91,94 |
| Qatar | 1 519 | 0 | -100,00 | 13 748 | 0 | -100,00 |
| Bahrain | 0 | 359 | - | 0 | 4 417 | - |
| Egypt | 2 968 | 0 | -100,00 | 9 800 | 0 | -100,00 |
| Morocco | 808 | 0 | -100,00 | 6 510 | 0 | -100,00 |
| Tanzania, United Rep. Of | 251 | 0 | -100,00 | 1 916 | 0 | -100,00 |
| Nigeria | 9 911 | 8 022 | -19,06 | 15 581 | 13 630 | -12,52 |
| Cote D'Ivoire | 5 670 | 0 | -100,00 | 15 942 | 0 | -100,00 |
| Seychelles | 2 562 | 0 | -100,00 | 25 730 | 0 | -100,00 |
| Djibouti | 0 | 3 900 | - | 0 | 73 150 | - |
| South Africa | 0 | 3 012 | - | 0 | 15 280 | - |
| Australia | 193 884 | 206 599 | 6,56 | 607 013 | 512 430 | -15,58 |
| New Zealand | 21 660 | 35 929 | 65,88 | 87 532 | 118 633 | 35,53 |
| Guam | 0 | 357 | - | 0 | 5 287 | - |
| Fiji | 2 160 | 0 | -100,00 | 8 035 | 0 | -100,00 |
| East Timor | 35 042 | 47 017 | 34,17 | 43 014 | 39 083 | -9,14 |
| United States | 75 903 | 170 778 | 124,99 | 377 357 | 776 313 | 105,72 |
| Canada | 35 540 | 42 177 | 18,67 | 78 977 | 174 897 | 121,45 |
| Mexico | 18 762 | 28 044 | 49,48 | 58 123 | 96 708 | 66,38 |
| Argentina | 5 618 | 9 147 | 62,82 | 34 071 | 44 249 | 29,87 |
| Brazil | 37 076 | 18 504 | -50,09 | 88 749 | 45 252 | -49,01 |
| Colombia | 57 024 | 12 | -99,98 | 114 998 | 202 | -99,82 |
| Dominican Republic | 2 800 | 0 | -100,00 | 10 525 | 0 | -100,00 |
| Dominica | 4 161 | 0 | -100,00 | 17 260 | 0 | -100,00 |
| Netherlands | 44 581 | 8 136 | -81,75 | 68 747 | 18 609 | -72,93 |
| France | 1 434 | 3 933 | 174,31 | 21 392 | 17 354 | -18,88 |
| Germany, Fed. Rep. Of | 880 | 0 | -100,00 | 8 605 | 0 | -100,00 |
| Belgium | 1 | 2 353 | 199 340,68 | 1 | 10 802 | 1 080 110,00 |
| Norway | 76 032 | 0 | -100,00 | 153 204 | 0 | -100,00 |
| Sweden | 15 946 | 0 | -100,00 | 20 950 | 0 | -100,00 |
| Ireland | 1 216 | 0 | -100,00 | 6 931 | 0 | -100,00 |
| Italy | 7 207 | 0 | -100,00 | 13 982 | 0 | -100,00 |
| Spain | 12 792 | 5 224 | -59,16 | 45 576 | 34 436 | -24,44 |
| Bulgaria | 8 752 | 0 | -100,00 | 17 433 | 0 | -100,00 |
| Georgia | 0 | 964 | - | 0 | 3 221 | - |
| PERLENGKAPAN DAN PERALATAN RUMAH TANGGA (TIDAK TERMASUK FURNITURE) | 1 748 048 | 1 960 577 | 12,16 | 8 948 031 | 8 303 061 | -7,21 |
| Japan | 49 650 | 46 217 | -6,91 | 246 154 | 749 886 | 204,64 |
| Hongkong | 33 101 | 38 661 | 16,80 | 102 895 | 125 035 | 21,52 |
| Korea, Republic Of | 32 720 | 18 278 | -44,14 | 136 754 | 93 266 | -31,80 |

**TABEL 6. PERKEMBANGAN EKSPOR INDONESIA MENURUT KOMODITI DAN NEGARA TUJUAN
JANUARI-FEBRUARI 2016 DAN 2017**

| KOMODITI / NEGARA TUJUAN | BERAT BERSIH (KG) | | PERUB | NILAI FOB (US \$) | | PERUB |
|----------------------------|-------------------|----------------|---------------|-------------------|------------------|---------------|
| | JAN-FEB 2016 | JAN-FEB 2017 | % | JAN-FEB 2016 | JAN-FEB 2017 | % |
| | (1) | (2) | (3) | (4) | (5) | (6) |
| Taiwan | 5 463 | 1 497 | -72,60 | 24 586 | 11 294 | -54,06 |
| China | 151 510 | 125 409 | -17,23 | 494 343 | 515 381 | 4,26 |
| Papua New Guinea | 16 678 | 6 807 | -59,18 | 45 462 | 31 472 | -30,77 |
| Thailand | 19 778 | 15 960 | -19,30 | 87 484 | 61 907 | -29,24 |
| Singapore | 48 602 | 85 884 | 76,71 | 636 964 | 400 475 | -37,13 |
| Philippines | 196 721 | 266 864 | 35,66 | 857 870 | 1 078 401 | 25,71 |
| Malaysia | 221 068 | 195 124 | -11,74 | 2 823 482 | 591 386 | -79,05 |
| Myanmar | 29 367 | 14 663 | -50,07 | 114 600 | 58 257 | -49,16 |
| Brunei Darussalam | 13 803 | 2 954 | -78,60 | 282 067 | 10 719 | -96,20 |
| Vietnam | 40 615 | 8 717 | -78,54 | 138 969 | 14 950 | -89,24 |
| Maldives | 10 275 | 16 687 | 62,41 | 44 996 | 58 637 | 30,32 |
| India | 34 586 | 920 | -97,34 | 119 555 | 14 953 | -87,49 |
| Pakistan | 32 163 | 59 687 | 85,57 | 85 529 | 96 056 | 12,31 |
| Bangladesh | 9 966 | 2 532 | -74,60 | 39 495 | 10 557 | -73,27 |
| Sri Lanka | 38 271 | 35 062 | -8,38 | 58 216 | 58 315 | 0,17 |
| Iran (Islamic Republic Of) | 0 | 27 454 | - | 0 | 96 049 | - |
| Saudi Arabia | 161 402 | 116 663 | -27,72 | 580 086 | 313 404 | -45,97 |
| Kuwait | 0 | 7 555 | - | 0 | 10 844 | - |
| Jordan | 2 675 | 0 | -100,00 | 15 345 | 0 | -100,00 |
| Yemen | 31 359 | 31 790 | 1,37 | 121 384 | 27 526 | -77,32 |
| Turkey | 0 | 12 663 | - | 0 | 72 302 | - |
| United Arab Emirates | 138 197 | 216 922 | 56,97 | 529 337 | 785 370 | 48,37 |
| Qatar | 6 394 | 11 911 | 86,27 | 17 600 | 38 125 | 116,62 |
| Bahrain | 0 | 14 039 | - | 0 | 47 443 | - |
| Egypt | 31 001 | 0 | -100,00 | 22 300 | 0 | -100,00 |
| Morocco | 10 927 | 16 785 | 53,61 | 15 308 | 55 599 | 263,21 |
| Tanzania, United Rep. Of | 4 811 | 5 768 | 19,89 | 10 627 | 7 453 | -29,87 |
| Somalia | 0 | 5 071 | - | 0 | 16 200 | - |
| Togo | 418 | 0 | -100,00 | 827 | 0 | -100,00 |
| Angola | 5 | 0 | -100,00 | 125 | 0 | -100,00 |
| Cameroon | 5 858 | 4 393 | -25,01 | 20 116 | 8 090 | -59,79 |
| Nigeria | 1 084 | 4 027 | 271,48 | 1 376 | 16 193 | 1 076,80 |
| Cote D'Ivoire | 1 009 | 0 | -100,00 | 230 | 0 | -100,00 |
| Senegal | 865 | 0 | -100,00 | 3 953 | 0 | -100,00 |
| Seychelles | 0 | 935 | - | 0 | 3 594 | - |
| South Africa | 10 917 | 20 612 | 88,81 | 76 639 | 122 175 | 59,42 |
| Australia | 63 995 | 75 744 | 18,36 | 305 561 | 460 621 | 50,75 |
| New Zealand | 0 | 209 | - | 0 | 2 165 | - |
| New Caledonia | 0 | 2 748 | - | 0 | 12 859 | - |
| Fiji | 996 | 122 | -87,75 | 2 674 | 1 000 | -62,61 |
| Kiribati | 530 | 0 | -100,00 | 3 190 | 0 | -100,00 |
| Christmas Islands | 7 | 0 | -100,00 | 9 | 0 | -100,00 |
| East Timor | 158 593 | 125 620 | -20,79 | 64 169 | 75 151 | 17,11 |
| United States | 38 935 | 72 078 | 85,12 | 180 544 | 537 778 | 197,87 |
| Canada | 853 | 11 959 | 1 302,74 | 30 452 | 118 584 | 289,41 |
| Mexico | 45 576 | 48 730 | 6,92 | 164 538 | 145 519 | -11,56 |
| Panama | 0 | 298 | - | 0 | 2 187 | - |
| Suriname | 0 | 442 | - | 0 | 1 591 | - |
| Chile | 0 | 5 368 | - | 0 | 59 859 | - |
| Argentina | 0 | 8 546 | - | 0 | 62 267 | - |
| Brazil | 347 | 6 486 | 1 771,42 | 4 151 | 60 150 | 1 349,11 |
| Colombia | 0 | 1 694 | - | 0 | 18 405 | - |
| Trinidad And Tobago | 0 | 560 | - | 0 | 2 325 | - |
| French Polynesia | 200 | 973 | 386,50 | 3 938 | 4 401 | 11,75 |
| United Kingdom | 6 769 | 3 922 | -42,07 | 279 667 | 35 238 | -87,40 |
| Netherlands | 1 440 | 23 668 | 1 543,36 | 7 590 | 226 791 | 2 888,01 |
| France | 80 | 10 518 | 13 046,91 | 380 | 110 545 | 28 969,32 |
| Germany, Fed. Rep. Of | 25 | 1 882 | 7 428,40 | 52 | 10 264 | 19 825,29 |
| Belgium | 2 026 | 37 802 | 1 765,92 | 5 460 | 343 795 | 6 196,77 |
| Finland | 22 397 | 11 568 | -48,35 | 102 627 | 52 041 | -49,29 |
| Italy | 1 752 | 11 679 | 566,62 | 9 303 | 35 284 | 279,27 |
| Spain | 0 | 31 829 | - | 0 | 115 156 | - |
| Hungary | 0 | 13 192 | - | 0 | 134 776 | - |
| Poland | 142 | 9 773 | 6 782,39 | 4 014 | 23 896 | 495,39 |
| Bulgaria | 12 125 | 0 | -100,00 | 25 040 | 0 | -100,00 |
| Russia Federation | 0 | 4 660 | - | 0 | 49 101 | - |
| BAN VULKANISIR | 927 878 | 618 324 | -33,36 | 3 234 702 | 2 426 200 | -24,99 |
| Japan | 19 304 | 71 468 | 270,23 | 73 176 | 288 042 | 293,63 |
| Hongkong | 98 728 | 189 524 | 91,97 | 576 920 | 953 848 | 65,33 |
| Korea, Republic Of | 14 904 | 28 930 | 94,11 | 33 890 | 59 234 | 74,78 |
| Taiwan | 0 | 35 183 | - | 0 | 297 092 | - |
| China | 16 | 0 | -100,00 | 4 | 0 | -100,00 |
| Papua New Guinea | 101 289 | 0 | -100,00 | 277 864 | 0 | -100,00 |
| Thailand | 148 429 | 17 620 | -88,13 | 452 461 | 60 115 | -86,71 |
| Singapore | 25 854 | 52 979 | 104,92 | 92 374 | 204 175 | 121,03 |
| Philippines | 63 766 | 26 | -99,96 | 173 306 | 136 | -99,92 |
| Malaysia | 2 937 | 0 | -100,00 | 8 185 | 0 | -100,00 |
| Myanmar | 23 950 | 0 | -100,00 | 85 992 | 0 | -100,00 |
| Cambodia | 664 | 0 | -100,00 | 1 619 | 0 | -100,00 |
| Vietnam | 13 883 | 0 | -100,00 | 50 755 | 0 | -100,00 |
| India | 0 | 28 | - | 0 | 57 | - |
| Pakistan | 145 396 | 42 559 | -70,73 | 579 290 | 185 489 | -67,98 |
| Bangladesh | 460 | 1 172 | 155,05 | 942 | 2 054 | 118,03 |
| Sri Lanka | 3 245 | 11 | -99,67 | 7 773 | 43 | -99,45 |
| Jordan | 16 189 | 2 658 | -83,58 | 43 336 | 5 697 | -86,85 |
| Yemen | 11 358 | 1 867 | -83,56 | 32 719 | 3 775 | -88,46 |

**TABEL 6. PERKEMBANGAN EKSPOR INDONESIA MENURUT KOMODITI DAN NEGARA TUJUAN
JANUARI-FEBRUARI 2016 DAN 2017**

| KOMODITI / NEGARA TUJUAN | BERAT BERSIH (KG) | | PERUB | NILAI FOB (US \$) | | PERUB |
|--|-------------------|-------------------|---------------|-------------------|-------------------|--------------|
| | JAN-FEB 2016 | JAN-FEB 2017 | % | JAN-FEB 2016 | JAN-FEB 2017 | % |
| | (1) | (2) | (3) | (4) | (5) | (6) |
| United Arab Emirates | 13 238 | 34 980 | 164,24 | 49 070 | 166 200 | 238,70 |
| Bahrain | 141 | 0 | -100,00 | 453 | 0 | -100,00 |
| Egypt | 12 330 | 447 | -96,38 | 26 784 | 979 | -96,34 |
| Libyan Arab Jamahiriya | 252 | 0 | -100,00 | 549 | 0 | -100,00 |
| Sudan | 194 | 0 | -100,00 | 426 | 0 | -100,00 |
| Gabon | 405 | 0 | -100,00 | 1 063 | 0 | -100,00 |
| Australia | 22 253 | 0 | -100,00 | 86 708 | 0 | -100,00 |
| New Zealand | 384 | 0 | -100,00 | 1 393 | 0 | -100,00 |
| Fiji | 1 628 | 0 | -100,00 | 4 431 | 0 | -100,00 |
| East Timor | 74 651 | 7 537 | -89,90 | 176 703 | 10 033 | -94,32 |
| United States | 51 221 | 22 162 | -56,73 | 149 920 | 59 951 | -60,01 |
| Mexico | 441 | 0 | -100,00 | 1 528 | 0 | -100,00 |
| Netherlands Antilles | 0 | 25 850 | - | 0 | 30 000 | - |
| United Kingdom | 6 255 | 0 | -100,00 | 18 165 | 0 | -100,00 |
| Netherlands | 12 132 | 69 795 | 475,29 | 34 540 | 82 691 | 139,41 |
| France | 2 249 | 0 | -100,00 | 6 636 | 0 | -100,00 |
| Germany, Fed. Rep. Of | 25 607 | 0 | -100,00 | 127 173 | 0 | -100,00 |
| Ireland | 11 565 | 0 | -100,00 | 50 470 | 0 | -100,00 |
| Italy | 2 559 | 0 | -100,00 | 8 085 | 0 | -100,00 |
| Spain | 0 | 13 185 | - | 0 | 14 970 | - |
| Poland | 0 | 343 | - | 0 | 1 620 | - |
| BARANG DARI KARET UNTUK KEPERLUAN | | | | | | |
| RUMAH TANGGA | 797 986 | 715 567 | -10,33 | 3 595 384 | 3 420 538 | -4,86 |
| Japan | 42 820 | 65 541 | 53,06 | 473 572 | 638 021 | 34,73 |
| Hongkong | 7 678 | 7 666 | -0,15 | 7 079 | 36 600 | 417,03 |
| Korea, Republic Of | 4 | 1 | -75,20 | 1 | 10 | 596,53 |
| Taiwan | 2 140 | 5 614 | 162,41 | 18 445 | 26 113 | 41,57 |
| China | 322 370 | 246 516 | -23,53 | 1 022 096 | 903 443 | -11,61 |
| Papua New Guinea | 0 | 12 | - | 0 | 83 | - |
| Thailand | 43 634 | 39 799 | -8,79 | 373 624 | 368 416 | -1,39 |
| Singapore | 69 633 | 35 130 | -49,55 | 405 673 | 186 505 | -54,03 |
| Philippines | 2 950 | 7 891 | 167,46 | 54 859 | 173 863 | 216,92 |
| Malaysia | 7 384 | 19 439 | 163,25 | 167 552 | 165 978 | -0,94 |
| Myanmar | 15 | 0 | -100,00 | 19 | 0 | -100,00 |
| Brunei Darussalam | 35 | 7 | -79,20 | 77 | 128 | 66,92 |
| Vietnam | 36 020 | 6 766 | -81,22 | 210 135 | 108 621 | -48,31 |
| Maldives | 405 | 30 | -92,59 | 500 | 60 | -88,00 |
| India | 4 133 | 3 803 | -7,99 | 30 201 | 24 351 | -19,37 |
| Pakistan | 1 383 | 17 523 | 1 167,02 | 12 261 | 19 514 | 59,16 |
| Bangladesh | 16 000 | 0 | -100,00 | 6 850 | 0 | -100,00 |
| Sri Lanka | 13 287 | 17 184 | 29,32 | 17 143 | 52 671 | 207,24 |
| Saudi Arabia | 6 019 | 3 419 | -43,20 | 33 686 | 17 476 | -48,12 |
| Lebanon | 2 084 | 0 | -100,00 | 14 560 | 0 | -100,00 |
| Turkey | 26 393 | 13 193 | -50,01 | 79 970 | 50 243 | -37,17 |
| United Arab Emirates | 25 273 | 27 612 | 9,25 | 56 163 | 76 460 | 36,14 |
| Egypt | 160 | 16 988 | 10 517,25 | 716 | 22 873 | 3 094,64 |
| Morocco | 0 | 3 214 | - | 0 | 5 902 | - |
| Ghana | 4 786 | 0 | -100,00 | 1 443 | 0 | -100,00 |
| Gabon | 0 | 110 | - | 0 | 600 | - |
| Senegal | 1 465 | 1 465 | 0,00 | 250 | 250 | 0,00 |
| South Africa | 3 | 4 | 23,84 | 11 | 36 | 234,79 |
| Australia | 11 433 | 412 | -96,39 | 24 622 | 6 034 | -75,49 |
| New Zealand | 107 | 444 | 314,77 | 2 676 | 1 661 | -37,92 |
| East Timor | 19 380 | 6 201 | -68,00 | 32 994 | 5 140 | -84,42 |
| United States | 54 177 | 86 460 | 59,59 | 173 657 | 232 768 | 34,04 |
| Venezuela | 0 | 3 | - | 0 | 12 | - |
| Brazil | 18 741 | 6 866 | -63,36 | 186 652 | 81 674 | -56,24 |
| Uruguay | 4 154 | 6 650 | 60,09 | 47 085 | 79 978 | 69,86 |
| United Kingdom | 6 385 | 3 897 | -38,97 | 32 951 | 4 662 | -85,85 |
| Netherlands | 26 333 | 56 444 | 114,35 | 42 353 | 97 170 | 129,43 |
| France | 0 | 119 | - | 0 | 384 | - |
| Germany, Fed. Rep. Of | 12 | 0 | -100,00 | 489 | 0 | -100,00 |
| Austria | 0 | 17 | - | 0 | 528 | - |
| Belgium | 0 | 178 | - | 0 | 5 538 | - |
| Italy | 1 750 | 1 346 | -23,09 | 7 200 | 3 916 | -45,61 |
| Spain | 9 841 | 7 494 | -23,85 | 26 419 | 21 916 | -17,04 |
| Slovenia | 9 600 | 0 | -100,00 | 31 398 | 0 | -100,00 |
| Czech Republic | 0 | 109 | - | 0 | 938 | - |
| BARANG DARI KARET LAINNYA | 11 818 669 | 13 114 023 | 10,96 | 58 337 405 | 62 498 571 | 7,13 |
| Japan | 944 973 | 1 074 108 | 13,67 | 8 007 332 | 8 967 677 | 11,99 |
| Hongkong | 30 141 | 4 725 | -84,32 | 406 641 | 152 206 | -62,57 |
| Korea, Republic Of | 155 385 | 87 348 | -43,79 | 1 180 352 | 1 404 563 | 19,00 |
| Taiwan | 569 113 | 498 853 | -12,35 | 2 174 440 | 1 942 228 | -10,68 |
| China | 216 014 | 839 749 | 288,75 | 1 366 370 | 2 193 816 | 60,56 |
| Papua New Guinea | 15 610 | 528 | -96,62 | 21 954 | 862 | -96,07 |
| Thailand | 184 554 | 188 129 | 1,94 | 1 692 484 | 1 953 153 | 15,40 |
| Singapore | 132 669 | 174 445 | 31,49 | 2 994 267 | 2 794 694 | -6,67 |
| Philippines | 50 196 | 83 922 | 67,19 | 641 578 | 905 403 | 41,12 |
| Malaysia | 668 786 | 755 605 | 12,98 | 1 504 917 | 1 126 628 | -25,14 |
| Myanmar | 6 | 1 281 | 19 822,08 | 30 | 29 101 | 96 691,06 |
| Brunei Darussalam | 0 | 61 | - | 0 | 2 310 | - |
| Vietnam | 143 754 | 131 483 | -8,54 | 652 927 | 521 536 | -20,12 |
| Maldives | 198 | 1 | -99,50 | 742 | 165 | -77,76 |
| India | 98 409 | 83 918 | -14,72 | 669 756 | 517 761 | -22,69 |
| Pakistan | 21 728 | 18 806 | -13,45 | 34 034 | 108 236 | 218,03 |

**TABEL 6. PERKEMBANGAN EKSPOR INDONESIA MENURUT KOMODITI DAN NEGARA TUJUAN
JANUARI-FEBRUARI 2016 DAN 2017**

| KOMODITI / NEGARA TUJUAN | BERAT BERSIH (KG) | | PERUB | NILAI FOB (US \$) | | PERUB |
|--------------------------|-------------------|-------------------|--------------|-------------------|-------------------|--------------|
| | JAN-FEB 2016 | JAN-FEB 2017 | % | JAN-FEB 2016 | JAN-FEB 2017 | % |
| | (1) | (2) | (3) | (4) | (5) | (6) |
| Bangladesh | 2 882 | 2 193 | -23,91 | 8 875 | 11 001 | 23,96 |
| Sri Lanka | 3 280 | 420 | -87,20 | 3 110 | 488 | -84,31 |
| Iraq | 0 | 2 | - | 0 | 62 | - |
| Saudi Arabia | 2 897 | 24 548 | 747,40 | 5 009 | 113 825 | 2 172,33 |
| Israel | 266 082 | 148 790 | -44,08 | 813 041 | 476 455 | -41,40 |
| Kuwait | 9 577 | 19 368 | 102,23 | 28 563 | 24 844 | -13,02 |
| Yemen | 4 163 | 0 | -100,00 | 49 763 | 0 | -100,00 |
| Oman | 1 067 | 0 | -100,00 | 3 671 | 0 | -100,00 |
| Turkey | 161 836 | 2 763 | -98,29 | 611 178 | 124 612 | -79,61 |
| United Arab Emirates | 59 402 | 37 125 | -37,50 | 580 342 | 320 065 | -44,85 |
| Qatar | 5 | 0 | -100,00 | 51 | 0 | -100,00 |
| Bahrain | 0 | 347 | - | 0 | 7 650 | - |
| Cyprus | 6 780 | 0 | -100,00 | 27 830 | 0 | -100,00 |
| Egypt | 7 863 | 0 | -100,00 | 30 762 | 0 | -100,00 |
| Tunisia | 9 670 | 7 965 | -17,63 | 27 740 | 27 395 | -1,24 |
| Algeria | 7 879 | 0 | -100,00 | 51 184 | 0 | -100,00 |
| Sudan | 91 691 | 13 950 | -84,79 | 273 727 | 21 000 | -92,33 |
| Ethiopia | 0 | 41 604 | - | 0 | 124 448 | - |
| Tanzania, United Rep. Of | 32 | 0 | -100,00 | 122 | 0 | -100,00 |
| Madagascar | 0 | 13 | - | 0 | 11 | - |
| Mozambique | 10 | 0 | -100,00 | 19 | 0 | -100,00 |
| Guinea | 0 | 60 | - | 0 | 1 800 | - |
| Angola | 0 | 16 000 | - | 0 | 4 900 | - |
| Cameroon | 18 944 | 1 | -99,99 | 63 640 | 95 | -99,85 |
| South Africa | 22 562 | 30 372 | 34,62 | 150 767 | 181 407 | 20,32 |
| Zimbabwe | 5 779 | 2 773 | -52,02 | 24 450 | 10 332 | -57,74 |
| Mauritius | 70 | 0 | -100,00 | 105 | 0 | -100,00 |
| Rwanda | 19 266 | 0 | -100,00 | 59 280 | 0 | -100,00 |
| Australia | 206 443 | 273 518 | 32,49 | 537 064 | 694 780 | 29,37 |
| New Zealand | 52 269 | 115 488 | 120,95 | 139 400 | 184 374 | 32,26 |
| Guam | 50 | 9 | -82,00 | 24 | 175 | 615,63 |
| New Caledonia | 35 | 72 | 105,71 | 1 665 | 829 | -50,18 |
| East Timor | 6 494 | 1 229 | -81,08 | 7 461 | 2 949 | -60,47 |
| United States | 3 716 208 | 4 580 021 | 23,24 | 19 247 867 | 22 533 620 | 17,07 |
| Canada | 244 639 | 218 085 | -10,85 | 738 508 | 785 973 | 6,43 |
| Mexico | 151 591 | 189 009 | 24,68 | 449 291 | 666 184 | 48,27 |
| Guatemala | 0 | 38 305 | - | 0 | 143 375 | - |
| Honduras | 0 | 8 942 | - | 0 | 37 832 | - |
| Panama | 52 241 | 28 205 | -46,01 | 136 015 | 107 400 | -21,04 |
| Chile | 263 | 250 | -4,90 | 2 268 | 1 289 | -43,16 |
| Venezuela | 0 | 9 | - | 0 | 48 | - |
| Argentina | 16 931 | 64 623 | 281,69 | 55 304 | 221 727 | 300,92 |
| Brazil | 22 178 | 4 494 | -79,74 | 259 801 | 163 619 | -37,02 |
| Colombia | 290 | 8 519 | 2 835,26 | 21 099 | 27 587 | 30,75 |
| Uruguay | 8 700 | 9 286 | 6,74 | 61 078 | 10 168 | -83,35 |
| Paraguay | 64 640 | 0 | -100,00 | 197 432 | 0 | -100,00 |
| Ecuador | 22 421 | 8 126 | -63,76 | 81 955 | 33 933 | -58,60 |
| Peru | 24 | 0 | -100,00 | 1 710 | 0 | -100,00 |
| Dominican Republic | 34 200 | 0 | -100,00 | 108 000 | 0 | -100,00 |
| El Salvador | 36 021 | 73 625 | 104,40 | 123 953 | 269 963 | 117,80 |
| Costa Rica | 57 253 | 54 000 | -5,68 | 212 503 | 239 740 | 12,82 |
| Haiti | 9 072 | 0 | -100,00 | 29 646 | 0 | -100,00 |
| French Polynesia | 45 | 0 | -100,00 | 98 | 0 | -100,00 |
| Martinique | 0 | 65 | - | 0 | 129 | - |
| Guadeloupe | 35 | 0 | -100,00 | 108 | 0 | -100,00 |
| United Kingdom | 98 879 | 138 175 | 39,74 | 468 232 | 477 874 | 2,06 |
| Netherlands | 476 820 | 437 143 | -8,32 | 1 084 942 | 1 043 525 | -3,82 |
| France | 205 884 | 346 597 | 68,35 | 747 883 | 1 263 579 | 68,95 |
| Germany, Fed. Rep. Of | 655 043 | 634 124 | -3,19 | 2 548 616 | 2 524 374 | -0,95 |
| Belgium | 167 834 | 142 987 | -14,80 | 861 711 | 714 516 | -17,08 |
| Switzerland | 7 585 | 0 | -100,00 | 35 654 | 0 | -100,00 |
| Denmark | 85 249 | 73 121 | -14,23 | 114 683 | 195 401 | 70,38 |
| Sweden | 30 791 | 46 246 | 50,19 | 98 924 | 125 920 | 27,29 |
| Finland | 6 350 | 152 202 | 2 296,87 | 40 560 | 897 010 | 2 111,56 |
| Ireland | 52 | 918 | 1 674,51 | 1 090 | 26 764 | 2 356,36 |
| Italy | 942 753 | 802 022 | -14,93 | 3 539 275 | 3 111 641 | -12,08 |
| Spain | 56 274 | 108 429 | 92,68 | 190 036 | 482 930 | 154,13 |
| Portugal | 62 516 | 44 812 | -28,32 | 206 307 | 154 112 | -25,30 |
| Greece | 209 229 | 26 767 | -87,21 | 671 145 | 101 544 | -84,87 |
| Poland | 52 291 | 67 321 | 28,74 | 441 190 | 526 478 | 19,33 |
| Romania | 8 604 | 4 674 | -45,67 | 45 625 | 22 013 | -51,75 |
| Uzbekistan | 9 298 | 5 934 | -36,19 | 25 937 | 18 478 | -28,76 |
| Lithuania | 22 262 | 26 049 | 17,01 | 120 709 | 119 556 | -0,95 |
| Latvia | 8 195 | 0 | -100,00 | 29 041 | 0 | -100,00 |
| Georgia | 7 027 | 7 021 | -0,08 | 26 580 | 31 635 | 19,02 |
| Croatia | 17 363 | 25 794 | 48,56 | 54 594 | 119 752 | 119,35 |
| Slovenia | 16 960 | 16 684 | -1,63 | 57 629 | 29 092 | -49,52 |
| Czech Republic | 28 707 | 32 773 | 14,16 | 311 813 | 277 268 | -11,08 |
| Russia Federation | 7 386 | 7 095 | -3,95 | 41 926 | 38 684 | -7,73 |
| KACA | 88 686 695 | 87 215 237 | -1,66 | 44 890 240 | 44 484 174 | -0,90 |
| Japan | 3 911 811 | 1 732 693 | -55,71 | 3 947 137 | 2 879 948 | -27,04 |
| Hongkong | 129 668 | 119 117 | -8,14 | 87 146 | 126 824 | 45,53 |
| Korea, Republic Of | 4 688 987 | 2 312 652 | -50,68 | 1 430 520 | 909 526 | -36,42 |
| Taiwan | 1 358 773 | 1 102 748 | -18,84 | 674 619 | 487 832 | -27,69 |
| China | 347 220 | 843 881 | 143,04 | 508 617 | 542 936 | 6,75 |
| Mongolia | 186 | 27 671 | 14 777,03 | 1 085 | 34 477 | 3 077,59 |

TABEL 6. PERKEMBANGAN EKSPOR INDONESIA MENURUT KOMODITI DAN NEGARA TUJUAN
JANUARI-FEBRUARI 2016 DAN 2017

| KOMODITI / NEGARA TUJUAN | BERAT BERSIH (KG) | | PERUB | NILAI FOB (US \$) | | PERUB |
|----------------------------------|-------------------|--------------|------------|-------------------|--------------|-----------|
| | JAN-FEB 2016 | JAN-FEB 2017 | % | JAN-FEB 2016 | JAN-FEB 2017 | % |
| | (1) | (2) | (3) | (4) | (5) | (6) |
| Papua New Guinea | 533 131 | 478 345 | -10,28 | 208 629 | 323 950 | 55,28 |
| Thailand | 13 112 073 | 17 172 899 | 30,97 | 4 845 019 | 6 611 629 | 36,46 |
| Singapore | 1 183 845 | 910 518 | -23,09 | 827 975 | 662 770 | -19,95 |
| Philippines | 5 113 476 | 3 853 134 | -24,65 | 2 847 499 | 2 579 772 | -9,40 |
| Malaysia | 13 705 640 | 11 996 689 | -12,47 | 5 300 093 | 4 659 197 | -12,09 |
| Myanmar | 1 673 477 | 2 381 173 | 42,29 | 613 280 | 826 899 | 34,83 |
| Cambodia | 413 303 | 336 270 | -18,64 | 141 823 | 117 206 | -17,36 |
| Brunei Darussalam | 2 032 | 86 876 | 4 175,80 | 148 | 25 804 | 17 334,82 |
| Nepal | 48 188 | 61 868 | 28,39 | 31 880 | 63 844 | 100,26 |
| Vietnam | 8 826 603 | 5 954 871 | -32,53 | 4 407 577 | 3 146 222 | -28,62 |
| Maldives | 72 637 | 166 667 | 129,45 | 38 709 | 72 081 | 86,21 |
| India | 11 381 323 | 19 395 234 | 70,41 | 4 576 865 | 7 435 981 | 62,47 |
| Pakistan | 696 103 | 406 900 | -41,55 | 581 804 | 370 122 | -36,38 |
| Bangladesh | 665 954 | 293 937 | -55,86 | 378 903 | 358 109 | -5,49 |
| Sri Lanka | 468 177 | 435 854 | -6,90 | 230 125 | 228 766 | -0,59 |
| Afghanistan | 336 626 | 639 983 | 90,12 | 258 754 | 496 060 | 91,71 |
| Iraq | 12 690 | 21 195 | 67,02 | 17 155 | 9 420 | -45,09 |
| Iran (Islamic Republic Of) | 80 146 | 17 180 | -78,56 | 73 064 | 14 130 | -80,66 |
| Saudi Arabia | 12 167 | 89 333 | 634,24 | 114 618 | 115 462 | 0,74 |
| Israel | 500 | 96 | -80,76 | 666 | 326 | -50,99 |
| Kuwait | 72 466 | 46 243 | -36,19 | 53 210 | 37 983 | -28,62 |
| Lebanon | 20 | 0 | -100,00 | 189 | 0 | -100,00 |
| Yemen | 242 580 | 382 039 | 57,49 | 131 683 | 281 011 | 113,40 |
| Oman | 207 | 8 082 | 3 798,70 | 2 326 | 6 356 | 173,32 |
| Syria Arab Republic | 0 | 238 521 | - | 0 | 120 581 | - |
| Turkey | 498 438 | 94 091 | -81,12 | 311 233 | 65 043 | -79,10 |
| United Arab Emirates | 1 328 167 | 778 304 | -41,40 | 954 140 | 611 281 | -35,93 |
| Qatar | 45 695 | 22 636 | -50,46 | 42 553 | 20 061 | -52,85 |
| Bahrain | 288 | 0 | -100,00 | 693 | 0 | -100,00 |
| Cyprus | 70 | 0 | -100,00 | 137 | 0 | -100,00 |
| Egypt | 12 096 | 8 | -99,93 | 6 048 | 505 | -91,65 |
| Morocco | 50 419 | 15 152 | -69,95 | 68 365 | 13 407 | -80,39 |
| Tunisia | 13 860 | 83 | -99,40 | 7 140 | 261 | -96,34 |
| Algeria | 112 781 | 0 | -100,00 | 51 264 | 0 | -100,00 |
| Sudan | 0 | 57 525 | - | 0 | 82 234 | - |
| Tanzania, United Rep. Of | 195 264 | 132 866 | -31,96 | 74 831 | 49 179 | -34,28 |
| Madagascar | 80 731 | 40 176 | -50,24 | 36 785 | 14 643 | -60,19 |
| Somalia | 0 | 22 176 | - | 0 | 19 425 | - |
| Kenya | 849 505 | 944 618 | 11,20 | 295 193 | 355 428 | 20,41 |
| Reunion | 1 148 | 9 024 | 686,04 | 1 376 | 12 182 | 785,64 |
| Mozambique | 17 641 | 14 692 | -16,72 | 13 835 | 8 793 | -36,45 |
| Togo | 20 709 | 20 923 | 1,03 | 18 468 | 19 109 | 3,47 |
| Ghana | 274 320 | 63 300 | -76,92 | 98 595 | 22 752 | -76,92 |
| Liberia | 23 034 | 23 034 | 0,00 | 9 190 | 9 190 | 0,00 |
| Guinea | 45 | 0 | -100,00 | 74 | 0 | -100,00 |
| Angola | 100 | 0 | -100,00 | 480 | 0 | -100,00 |
| Nigeria | 102 | 940 | 821,57 | 40 | 1 802 | 4 411,65 |
| Cote D'Ivoire | 21 190 | 0 | -100,00 | 9 678 | 0 | -100,00 |
| Senegal | 20 702 | 24 027 | 16,06 | 14 894 | 18 557 | 24,59 |
| Seychelles | 325 | 939 | 188,92 | 654 | 1 511 | 131,13 |
| South Africa | 1 334 473 | 1 588 503 | 19,04 | 1 001 857 | 1 097 647 | 9,56 |
| Zambia | 21 251 | 0 | -100,00 | 21 548 | 0 | -100,00 |
| Malawi | 98 | 0 | -100,00 | 700 | 0 | -100,00 |
| Mauritius | 2 939 | 811 | -72,41 | 4 911 | 4 631 | -5,69 |
| Democratic Rep. Of The Congo | 0 | 32 771 | - | 0 | 12 553 | - |
| Australia | 6 810 858 | 4 918 783 | -27,78 | 3 288 239 | 2 651 349 | -19,37 |
| New Zealand | 1 917 305 | 1 025 349 | -46,52 | 773 515 | 420 731 | -45,61 |
| Guam | 751 | 2 | -99,73 | 1 896 | 6 | -99,68 |
| Palau | 500 | 739 | 47,88 | 654 | 3 539 | 441,47 |
| New Caledonia | 1 530 | 610 | -60,12 | 12 412 | 4 770 | -61,57 |
| Northern Mariana Islands | 0 | 100 | - | 0 | 810 | - |
| Saint Vincent And The Grenadines | 23 034 | 0 | -100,00 | 9 304 | 0 | -100,00 |
| Vanuatu | 36 073 | 15 | -99,96 | 37 765 | 1 | -100,00 |
| Wallis And Futuna Islands | 0 | 1 | - | 0 | 6 | - |
| Cook Islands | 0 | 60 | - | 0 | 517 | - |
| Fiji | 12 026 | 233 | -98,06 | 8 287 | 1 149 | -86,13 |
| Kiribati | 0 | 10 | - | 0 | 290 | - |
| Solomon Islands | 0 | 760 | - | 0 | 551 | - |
| Tonga | 0 | 3 | - | 0 | 30 | - |
| East Timor | 208 735 | 145 341 | -30,37 | 88 709 | 79 102 | -10,83 |
| United States | 1 213 903 | 1 429 077 | 17,73 | 1 790 059 | 2 001 748 | 11,83 |
| Canada | 31 031 | 36 939 | 19,04 | 65 352 | 58 978 | -9,75 |
| Mexico | 337 730 | 11 722 | -96,53 | 210 131 | 11 740 | -94,41 |
| Guatemala | 136 874 | 21 294 | -84,44 | 78 681 | 14 856 | -81,12 |
| Honduras | 92 353 | 18 800 | -79,64 | 72 927 | 12 164 | -83,32 |
| Nicaragua | 0 | 9 405 | - | 0 | 8 508 | - |
| Panama | 261 328 | 706 398 | 170,31 | 164 243 | 419 659 | 155,51 |
| Cuba | 0 | 35 233 | - | 0 | 20 964 | - |
| Suriname | 183 | 10 033 | 5 391,38 | 424 | 6 411 | 1 412,01 |
| Chile | 91 496 | 235 207 | 157,07 | 46 223 | 120 628 | 160,97 |
| Argentina | 120 | 126 021 | 104 917,72 | 324 | 102 645 | 31 580,62 |
| Brazil | 1 595 736 | 1 100 589 | -31,03 | 999 718 | 672 732 | -32,71 |
| Colombia | 44 518 | 75 082 | 68,65 | 26 936 | 51 502 | 91,20 |
| Uruguay | 613 | 0 | -100,00 | 1 880 | 0 | -100,00 |
| Paraguay | 185 | 0 | -100,00 | 185 | 0 | -100,00 |
| Ecuador | 211 908 | 127 031 | -40,05 | 108 016 | 59 809 | -44,63 |
| Peru | 413 283 | 354 469 | -14,23 | 206 935 | 207 017 | 0,04 |

TABEL 6. PERKEMBANGAN EKSPOR INDONESIA MENURUT KOMODITI DAN NEGARA TUJUAN
JANUARI-FEBRUARI 2016 DAN 2017

| KOMODITI / NEGARA TUJUAN | BERAT BERSIH (KG) | | PERUB | NILAI FOB (US \$) | | PERUB |
|----------------------------|-------------------|-------------------|--------------|-------------------|-------------------|-------------|
| | JAN-FEB 2016 | JAN-FEB 2017 | % | JAN-FEB 2016 | JAN-FEB 2017 | % |
| | (1) | (2) | (3) | (4) | (5) | (6) |
| Guyana | 21 620 | 87 762 | 305,93 | 8 629 | 34 377 | 298,38 |
| Trinidad And Tobago | 90 561 | 69 642 | -23,10 | 36 025 | 27 996 | -22,29 |
| Jamaica | 45 109 | 67 598 | 49,85 | 17 683 | 25 221 | 42,63 |
| Belize | 169 | 0 | -100,00 | 613 | 0 | -100,00 |
| Dominican Republic | 37 626 | 121 733 | 223,53 | 32 229 | 77 477 | 140,39 |
| El Salvador | 0 | 93 135 | - | 0 | 42 243 | - |
| Costa Rica | 200 | 44 396 | 22 098,00 | 49 | 40 676 | 83 252,18 |
| Haiti | 102 391 | 30 170 | -70,53 | 56 087 | 15 387 | -72,57 |
| Aruba | 1 180 | 0 | -100,00 | 1 890 | 0 | -100,00 |
| Cape Verde | 0 | 34 689 | - | 0 | 17 531 | - |
| French Polynesia | 2 613 | 167 | -93,60 | 4 343 | 2 758 | -36,51 |
| Grenada | 23 098 | 0 | -100,00 | 7 150 | 0 | -100,00 |
| Martinique | 1 488 | 428 | -71,24 | 925 | 859 | -7,15 |
| Netherlands Antilles | 0 | 50 | - | 0 | 15 | - |
| Saint Lucia | 0 | 132 | - | 0 | 288 | - |
| Guadeloupe | 920 | 151 | -83,59 | 224 | 319 | 42,34 |
| Virgin Islands (British) | 0 | 125 | - | 0 | 44 | - |
| United Kingdom | 152 205 | 90 080 | -40,82 | 209 337 | 142 188 | -32,08 |
| Netherlands | 124 758 | 95 565 | -23,40 | 337 991 | 230 842 | -31,70 |
| France | 19 493 | 81 136 | 316,23 | 76 039 | 219 859 | 189,14 |
| Germany, Fed. Rep. Of | 70 276 | 64 190 | -8,66 | 119 838 | 156 887 | 30,92 |
| Austria | 279 | 323 | 15,77 | 2 039 | 2 875 | 41,03 |
| Belgium | 28 439 | 21 982 | -22,70 | 142 073 | 119 857 | -15,64 |
| Switzerland | 6 629 | 749 | -88,70 | 2 307 | 2 868 | 24,29 |
| Denmark | 755 | 9 453 | 1 152,91 | 2 414 | 18 773 | 677,75 |
| Norway | 775 | 413 | -46,76 | 5 551 | 4 946 | -10,90 |
| Sweden | 726 | 29 | -96,01 | 1 965 | 1 040 | -47,07 |
| Finland | 57 | 34 | -40,81 | 48 | 957 | 1 904,40 |
| Ireland | 57 | 61 | 8,35 | 8 287 | 2 948 | -64,43 |
| Italy | 23 737 | 3 586 | -84,89 | 81 082 | 27 864 | -65,63 |
| Spain | 30 284 | 29 427 | -2,83 | 56 782 | 40 362 | -28,92 |
| Portugal | 3 558 | 39 090 | 998,64 | 5 079 | 29 980 | 490,32 |
| Greece | 24 480 | 43 947 | 79,53 | 19 796 | 27 610 | 39,48 |
| Hungary | 40 | 0 | -100,00 | 50 | 0 | -100,00 |
| Poland | 181 106 | 0 | -100,00 | 127 829 | 0 | -100,00 |
| Romania | 105 776 | 339 173 | 220,65 | 58 546 | 209 653 | 258,10 |
| Ukraine | 645 | 298 | -53,76 | 407 | 754 | 85,29 |
| Georgia | 0 | 23 254 | - | 0 | 13 709 | - |
| Croatia | 25 222 | 450 | -98,22 | 15 490 | 1 042 | -93,27 |
| Bosnia And Herzegovina | 0 | 14 145 | - | 0 | 11 515 | - |
| Malta | 310 | 72 | -76,77 | 5 187 | 865 | -83,32 |
| Slovenia | 283 | 545 | 92,54 | 3 008 | 1 829 | -39,19 |
| Czech Republic | 63 274 | 0 | -100,00 | 50 352 | 0 | -100,00 |
| Russia Federation | 261 | 456 | 74,54 | 305 | 1 995 | 554,15 |
| Montenegro | 38 824 | 18 022 | -53,58 | 23 979 | 10 138 | -57,72 |
| KERAMIK | 56 676 448 | 51 462 475 | -9,20 | 53 678 341 | 56 205 344 | 4,71 |
| Japan | 943 700 | 857 532 | -9,13 | 6 710 330 | 6 182 882 | -7,86 |
| Hongkong | 200 171 | 92 026 | -54,03 | 516 273 | 315 467 | -38,90 |
| Korea, Republic Of | 2 739 268 | 3 899 644 | 42,36 | 3 888 732 | 4 644 128 | 19,43 |
| Taiwan | 3 709 016 | 4 160 031 | 12,16 | 1 497 964 | 1 416 005 | -5,47 |
| China | 283 017 | 1 070 434 | 278,22 | 480 744 | 5 282 270 | 998,77 |
| Macau | 2 235 | 7 786 | 248,33 | 37 249 | 107 725 | 189,20 |
| Papua New Guinea | 30 497 | 48 009 | 57,42 | 9 719 | 20 254 | 108,39 |
| Thailand | 4 412 374 | 4 749 207 | 7,63 | 2 489 308 | 1 984 817 | -20,27 |
| Singapore | 1 576 780 | 650 217 | -58,76 | 1 473 260 | 673 446 | -54,29 |
| Philippines | 9 496 979 | 9 044 511 | -4,76 | 1 762 445 | 1 818 141 | 3,16 |
| Malaysia | 8 008 353 | 5 721 843 | -28,55 | 5 378 558 | 4 692 199 | -12,76 |
| Myanmar | 715 416 | 392 886 | -45,08 | 304 495 | 169 048 | -44,48 |
| Cambodia | 147 115 | 255 373 | 73,59 | 51 062 | 157 638 | 208,72 |
| Brunei Darussalam | 619 484 | 1 121 404 | 81,02 | 187 808 | 267 282 | 42,32 |
| Vietnam | 333 425 | 576 760 | 72,98 | 545 759 | 682 267 | 25,01 |
| Maldives | 91 175 | 326 747 | 258,37 | 40 808 | 92 528 | 126,74 |
| India | 654 041 | 908 141 | 38,85 | 882 616 | 1 761 230 | 99,55 |
| Pakistan | 819 143 | 922 653 | 12,64 | 360 801 | 309 303 | -14,27 |
| Bangladesh | 74 411 | 75 375 | 1,30 | 29 816 | 37 149 | 24,59 |
| Sri Lanka | 532 143 | 520 483 | -2,19 | 168 550 | 139 756 | -17,08 |
| Afghanistan | 0 | 25 488 | - | 0 | 4 914 | - |
| Iran (Islamic Republic Of) | 2 582 | 0 | -100,00 | 1 440 | 0 | -100,00 |
| Saudi Arabia | 467 893 | 50 263 | -89,26 | 174 136 | 97 000 | -44,30 |
| Israel | 113 369 | 28 875 | -74,53 | 49 856 | 5 598 | -88,77 |
| Kuwait | 19 164 | 1 509 | -92,13 | 48 407 | 2 682 | -94,46 |
| Jordan | 23 494 | 5 | -99,98 | 11 689 | 3 | -99,97 |
| Lebanon | 12 941 | 0 | -100,00 | 30 170 | 0 | -100,00 |
| Yemen | 2 298 514 | 0 | -100,00 | 534 408 | 0 | -100,00 |
| Oman | 149 325 | 101 015 | -32,35 | 59 226 | 32 836 | -44,56 |
| Syria Arab Republic | 305 | 0 | -100,00 | 133 | 0 | -100,00 |
| Turkey | 4 155 | 4 100 | -1,32 | 47 259 | 45 378 | -3,98 |
| United Arab Emirates | 234 424 | 593 978 | 153,38 | 1 026 173 | 1 292 780 | 25,98 |
| Qatar | 223 249 | 212 550 | -4,79 | 719 616 | 884 732 | 22,95 |
| Bahrain | 348 428 | 363 698 | 4,38 | 119 637 | 122 335 | 2,26 |
| Cyprus | 6 047 | 8 400 | 38,92 | 5 009 | 31 500 | 528,84 |
| Egypt | 25 738 | 128 | -99,50 | 19 916 | 2 235 | -88,78 |
| Morocco | 10 475 | 162 219 | 1 448,60 | 34 140 | 199 920 | 485,59 |
| Tunisia | 88 | 0 | -100,00 | 350 | 0 | -100,00 |
| Algeria | 604 941 | 0 | -100,00 | 115 200 | 0 | -100,00 |
| Namibia | 0 | 2 474 | - | 0 | 8 102 | - |

**TABEL 6. PERKEMBANGAN EKSPOR INDONESIA MENURUT KOMODITI DAN NEGARA TUJUAN
JANUARI-FEBRUARI 2016 DAN 2017**

| KOMODITI / NEGARA TUJUAN | BERAT BERSIH (KG) | | PERUB | NILAI FOB (US \$) | | PERUB |
|----------------------------------|--------------------|--------------------|--------------|-------------------|-------------------|--------------|
| | JAN-FEB 2016 | JAN-FEB 2017 | % | JAN-FEB 2016 | JAN-FEB 2017 | % |
| | (1) | (2) | (3) | (4) | (5) | (6) |
| Tanzania, United Rep. Of | 39 175 | 100 854 | 157,44 | 31 358 | 41 017 | 30,80 |
| Madagascar | 177 988 | 101 898 | -42,75 | 38 347 | 17 814 | -53,55 |
| Somalia | 0 | 100 480 | - | 0 | 18 432 | - |
| Kenya | 248 204 | 52 718 | -78,76 | 111 280 | 22 707 | -79,59 |
| Reunion | 104 460 | 78 048 | -25,28 | 28 924 | 17 769 | -38,57 |
| Mozambique | 1 100 | 0 | -100,00 | 618 | 0 | -100,00 |
| Togo | 80 | 94 | 17,50 | 471 | 206 | -56,21 |
| Guinea | 0 | 2 168 | - | 0 | 6 009 | - |
| Angola | 1 | 0 | -100,00 | 5 | 0 | -100,00 |
| Cameroon | 2 680 | 0 | -100,00 | 1 444 | 0 | -100,00 |
| Nigeria | 21 525 | 12 735 | -40,84 | 5 929 | 3 270 | -44,84 |
| Cote D'Ivoire | 2 660 | 0 | -100,00 | 605 | 0 | -100,00 |
| Senegal | 0 | 2 140 | - | 0 | 4 750 | - |
| Seychelles | 75 544 | 295 | -99,61 | 16 215 | 3 279 | -79,78 |
| Djibouti | 8 924 | 0 | -100,00 | 11 739 | 0 | -100,00 |
| South Africa | 2 482 773 | 628 007 | -74,71 | 3 317 592 | 2 806 565 | -15,40 |
| Malawi | 6 620 | 0 | -100,00 | 7 108 | 0 | -100,00 |
| Mauritius | 1 000 348 | 1 391 254 | 39,08 | 233 351 | 292 809 | 25,48 |
| Mayotte | 77 752 | 72 890 | -6,25 | 14 041 | 13 960 | -0,58 |
| Australia | 1 741 232 | 1 621 964 | -6,85 | 1 380 607 | 1 049 886 | -23,95 |
| New Zealand | 134 048 | 160 855 | 20,00 | 127 533 | 167 963 | 31,70 |
| Guam | 14 | 0 | -100,00 | 8 | 0 | -100,00 |
| Palau | 2 500 | 350 | -86,00 | 157 | 1 077 | 585,38 |
| New Caledonia | 15 | 15 320 | 102 033,33 | 315 | 12 316 | 3 809,74 |
| Northern Mariana Islands | 0 | 200 | - | 0 | 661 | - |
| Saint Vincent And The Grenadines | 0 | 100 | - | 0 | 2 657 | - |
| Vanuatu | 0 | 225 | - | 0 | 679 | - |
| Wallis And Futuna Islands | 0 | 589 | - | 0 | 838 | - |
| American Samoa | 25 160 | 0 | -100,00 | 8 332 | 0 | -100,00 |
| Cook Islands | 0 | 75 | - | 0 | 239 | - |
| Fiji | 83 630 | 1 800 | -97,85 | 58 403 | 182 | -99,69 |
| Samoa | 104 352 | 0 | -100,00 | 20 515 | 0 | -100,00 |
| Christmas Islands | 13 | 0 | -100,00 | 15 | 0 | -100,00 |
| East Timor | 1 304 731 | 1 447 534 | 10,95 | 380 144 | 315 780 | -16,93 |
| United States | 3 608 670 | 3 204 637 | -11,20 | 10 223 622 | 9 547 369 | -6,61 |
| Canada | 29 346 | 16 183 | -44,86 | 127 705 | 121 133 | -5,15 |
| Mexico | 119 244 | 329 366 | 176,21 | 133 991 | 102 616 | -23,42 |
| Suriname | 47 | 420 | 786,08 | 30 | 345 | 1 050,00 |
| Chile | 352 764 | 112 264 | -68,18 | 148 884 | 110 705 | -25,64 |
| Argentina | 57 252 | 1 350 367 | 2 258,65 | 123 975 | 529 691 | 327,25 |
| Brazil | 85 696 | 175 394 | 104,67 | 213 849 | 433 193 | 102,57 |
| Colombia | 62 578 | 8 577 | -86,29 | 37 938 | 15 324 | -59,61 |
| Paraguay | 30 | 0 | -100,00 | 45 | 0 | -100,00 |
| Peru | 995 | 2 101 | 111,15 | 40 118 | 12 012 | -70,06 |
| Puerto Rico | 25 | 0 | -100,00 | 7 | 0 | -100,00 |
| Belize | 725 | 0 | -100,00 | 2 326 | 0 | -100,00 |
| Dominican Republic | 9 182 | 1 101 | -88,01 | 25 741 | 3 148 | -87,77 |
| Costa Rica | 43 534 | 250 | -99,43 | 15 964 | 90 | -99,44 |
| Haiti | 125 600 | 0 | -100,00 | 19 200 | 0 | -100,00 |
| Aruba | 0 | 100 | - | 0 | 38 | - |
| Bermuda | 4 | 0 | -100,00 | 25 | 0 | -100,00 |
| French Guiana | 0 | 1 036 | - | 0 | 589 | - |
| French Polynesia | 645 | 23 603 | 3 559,40 | 1 391 | 5 181 | 272,39 |
| Martinique | 497 | 2 026 | 307,65 | 598 | 1 342 | 124,33 |
| Turks And Caicos Islands | 425 | 0 | -100,00 | 12 844 | 0 | -100,00 |
| Guadeloupe | 6 887 | 1 242 | -81,97 | 4 406 | 2 045 | -53,58 |
| United Kingdom | 2 155 991 | 965 544 | -55,22 | 2 383 345 | 1 614 314 | -32,27 |
| Netherlands | 512 103 | 339 232 | -33,76 | 530 045 | 671 642 | 26,71 |
| France | 467 605 | 585 254 | 25,16 | 903 729 | 1 199 704 | 32,75 |
| Germany, Fed. Rep. Of | 220 205 | 295 474 | 34,18 | 341 233 | 275 172 | -19,36 |
| Austria | 2 492 | 1 150 | -53,85 | 11 871 | 1 162 | -90,21 |
| Belgium | 414 223 | 639 670 | 54,43 | 1 339 314 | 1 895 427 | 41,52 |
| Switzerland | 839 | 605 | -27,89 | 7 882 | 916 | -88,37 |
| Denmark | 15 516 | 31 670 | 104,11 | 18 713 | 37 545 | 100,63 |
| Norway | 654 | 45 | -93,12 | 2 292 | 667 | -70,91 |
| Sweden | 42 749 | 77 128 | 80,42 | 72 812 | 46 837 | -35,67 |
| Finland | 181 338 | 142 277 | -21,54 | 865 886 | 810 047 | -6,45 |
| Ireland | 9 885 | 71 436 | 622,66 | 25 656 | 66 563 | 159,44 |
| Italy | 81 905 | 53 655 | -34,49 | 85 404 | 121 379 | 42,12 |
| Spain | 112 503 | 68 716 | -38,92 | 184 755 | 100 161 | -45,79 |
| Portugal | 2 774 | 789 | -71,56 | 2 249 | 543 | -75,88 |
| Greece | 5 199 | 14 240 | 173,88 | 11 713 | 40 636 | 246,93 |
| Hungary | 0 | 393 | - | 0 | 808 | - |
| Poland | 241 231 | 95 840 | -60,27 | 95 859 | 40 382 | -57,87 |
| Albania | 0 | 96 | - | 0 | 878 | - |
| Latvia | 0 | 78 | - | 0 | 1 000 | - |
| Croatia | 4 150 | 4 567 | 10,05 | 9 750 | 6 509 | -33,24 |
| Malta | 168 | 25 783 | 15 246,79 | 980 | 12 050 | 1 130,05 |
| Slovenia | 147 | 1 376 | 836,26 | 114 | 443 | 287,24 |
| Czech Republic | 100 536 | 41 374 | -58,85 | 33 922 | 45 690 | 34,69 |
| Russia Federation | 20 684 | 27 808 | 34,44 | 10 036 | 44 891 | 347,32 |
| Serbia | 0 | 1 250 | - | 0 | 744 | - |
| SEMEN | 133 579 180 | 243 285 056 | 82,13 | 6 695 977 | 11 190 194 | 67,12 |
| Japan | 67 585 | 1 042 | -98,46 | 11 904 | 525 | -95,59 |
| Hongkong | 896 000 | 896 000 | 0,00 | 115 244 | 112 708 | -2,20 |
| Taiwan | 1 592 000 | 1 760 000 | 10,55 | 175 362 | 188 357 | 7,41 |

TABEL 6. PERKEMBANGAN EKSPOR INDONESIA MENURUT KOMODITI DAN NEGARA TUJUAN
JANUARI-FEBRUARI 2016 DAN 2017

| KOMODITI / NEGARA TUJUAN | BERAT BERSIH (KG) | | PERUB | NILAI FOB (US \$) | | PERUB |
|---|-------------------|------------------|---------------|-------------------|------------------|-------------|
| | JAN-FEB 2016 | JAN-FEB 2017 | % | JAN-FEB 2016 | JAN-FEB 2017 | % |
| | (1) | (2) | (3) | (4) | (5) | (6) |
| China | 148 | 324 | 119,36 | 30 | 104 | 247,83 |
| Papua New Guinea | 6 350 | 3 997 | -37,05 | 4 752 | 4 053 | -14,71 |
| Thailand | 0 | 1 890 | - | 0 | 2 944 | - |
| Singapore | 22 344 | 46 336 | 107,38 | 2 901 | 6 899 | 137,81 |
| Philippines | 4 720 000 | 8 300 000 | 75,85 | 257 849 | 390 100 | 51,29 |
| Malaysia | 0 | 6 200 662 | - | 0 | 248 032 | - |
| Brunei Darussalam | 2 700 000 | 2 700 000 | 0,00 | 362 313 | 357 210 | -1,41 |
| Vietnam | 660 000 | 8 046 000 | 1 119,09 | 73 597 | 757 025 | 928,61 |
| Maldives | 0 | 21 350 000 | - | 0 | 945 000 | - |
| India | 200 | 0 | -100,00 | 727 | 0 | -100,00 |
| Bangladesh | 24 981 782 | 39 949 300 | 59,91 | 708 234 | 1 031 428 | 45,63 |
| Sri Lanka | 21 559 450 | 76 799 034 | 256,22 | 1 028 359 | 3 181 635 | 209,39 |
| Australia | 34 575 175 | 34 222 212 | -1,02 | 1 141 025 | 1 216 902 | 6,65 |
| New Zealand | 0 | 88 000 | - | 0 | 14 656 | - |
| Kiribati | 0 | 6 750 | - | 0 | 675 | - |
| East Timor | 41 798 147 | 42 912 987 | 2,67 | 2 813 682 | 2 730 280 | -2,96 |
| United States | 0 | 50 | - | 0 | 113 | - |
| Netherlands | 0 | 430 | - | 0 | 1 506 | - |
| Belgium | 0 | 41 | - | 0 | 43 | - |
| BARANG DARI BATU UNTUK KEPERLUAN RUMAH | | | | | | |
| TANGGA | 9 470 643 | 7 962 340 | -15,93 | 7 554 265 | 7 845 389 | 3,85 |
| Japan | 737 167 | 485 588 | -34,13 | 305 290 | 245 768 | -19,50 |
| Hongkong | 3 874 | 29 435 | 659,87 | 28 677 | 24 842 | -13,37 |
| Korea, Republic Of | 1 258 679 | 1 267 307 | 0,69 | 1 511 748 | 1 459 731 | -3,44 |
| Taiwan | 758 998 | 305 192 | -59,79 | 144 316 | 86 441 | -40,10 |
| China | 179 012 | 141 768 | -20,81 | 469 056 | 372 886 | -20,50 |
| Thailand | 96 230 | 187 814 | 95,17 | 71 540 | 150 150 | 109,88 |
| Singapore | 130 402 | 8 719 | -93,31 | 144 186 | 76 360 | -47,04 |
| Philippines | 37 389 | 98 679 | 163,92 | 119 975 | 324 094 | 170,13 |
| Malaysia | 609 876 | 455 814 | -25,26 | 332 732 | 260 407 | -21,74 |
| Myanmar | 160 906 | 126 109 | -21,63 | 40 227 | 51 147 | 27,15 |
| Cambodia | 1 336 | 0 | -100,00 | 2 200 | 0 | -100,00 |
| Brunei Darussalam | 120 | 149 | 24,23 | 363 | 302 | -16,64 |
| Vietnam | 16 906 | 12 931 | -23,51 | 43 945 | 45 698 | 3,99 |
| Maldives | 68 720 | 35 536 | -48,29 | 17 177 | 42 614 | 148,08 |
| India | 84 540 | 33 778 | -60,04 | 52 733 | 50 303 | -4,61 |
| Pakistan | 7 904 | 0 | -100,00 | 17 687 | 0 | -100,00 |
| Bangladesh | 0 | 37 003 | - | 0 | 91 858 | - |
| Sri Lanka | 10 320 | 21 065 | 104,12 | 32 523 | 7 903 | -75,70 |
| Iraq | 131 831 | 157 636 | 19,57 | 271 775 | 333 158 | 22,59 |
| Saudi Arabia | 11 825 | 680 | -94,25 | 7 932 | 6 984 | -11,95 |
| Israel | 95 616 | 45 344 | -52,58 | 70 048 | 32 178 | -54,06 |
| Kuwait | 31 500 | 2 100 | -93,33 | 4 883 | 124 | -97,45 |
| United Arab Emirates | 110 603 | 42 667 | -61,42 | 84 084 | 82 828 | -1,49 |
| Qatar | 19 499 | 19 224 | -1,41 | 41 319 | 38 493 | -6,84 |
| Egypt | 0 | 22 000 | - | 0 | 11 453 | - |
| Morocco | 12 367 | 0 | -100,00 | 14 850 | 0 | -100,00 |
| Reunion | 2 640 | 21 476 | 713,48 | 2 200 | 12 364 | 461,99 |
| Mozambique | 650 | 0 | -100,00 | 82 | 0 | -100,00 |
| Seychelles | 14 655 | 0 | -100,00 | 13 429 | 0 | -100,00 |
| Sao Tome And Principe | 0 | 7 150 | - | 0 | 10 227 | - |
| South Africa | 3 003 | 43 876 | 1 361,07 | 3 352 | 38 739 | 1 055,83 |
| Malawi | 9 095 | 0 | -100,00 | 5 457 | 0 | -100,00 |
| Mauritius | 10 738 | 4 711 | -56,13 | 6 362 | 3 361 | -47,17 |
| Australia | 572 836 | 309 792 | -45,92 | 283 646 | 186 798 | -34,14 |
| New Zealand | 53 736 | 66 776 | 24,27 | 28 902 | 39 950 | 38,23 |
| New Caledonia | 4 930 | 660 | -86,61 | 661 | 533 | -19,49 |
| Northern Mariana Islands | 500 | 0 | -100,00 | 571 | 0 | -100,00 |
| Vanuatu | 480 | 0 | -100,00 | 439 | 0 | -100,00 |
| Wallis And Futuna Islands | 0 | 255 | - | 0 | 1 310 | - |
| Cook Islands | 0 | 10 | - | 0 | 167 | - |
| Fiji | 5 860 | 34 021 | 480,56 | 7 611 | 21 630 | 184,19 |
| East Timor | 12 361 | 3 876 | -68,64 | 3 979 | 996 | -74,96 |
| United States | 1 837 218 | 1 576 358 | -14,20 | 1 286 420 | 1 491 458 | 15,94 |
| Canada | 184 308 | 138 516 | -24,85 | 148 101 | 141 455 | -4,49 |
| Mexico | 11 728 | 91 001 | 675,93 | 3 058 | 77 276 | 2 426,86 |
| Chile | 800 | 100 | -87,50 | 1 550 | 200 | -87,10 |
| Brazil | 165 327 | 700 026 | 323,42 | 96 714 | 363 390 | 275,74 |
| Puerto Rico | 13 000 | 0 | -100,00 | 7 000 | 0 | -100,00 |
| Belize | 626 | 0 | -100,00 | 206 | 0 | -100,00 |
| Dominican Republic | 4 000 | 0 | -100,00 | 2 450 | 0 | -100,00 |
| Costa Rica | 10 400 | 21 813 | 109,74 | 6 081 | 16 348 | 168,82 |
| Aruba | 0 | 800 | - | 0 | 173 | - |
| French Polynesia | 0 | 1 937 | - | 0 | 3 227 | - |
| Martinique | 4 807 | 0 | -100,00 | 1 274 | 0 | -100,00 |
| Guadeloupe | 6 029 | 720 | -88,06 | 6 178 | 1 269 | -79,45 |
| U.S. Virgin Islands | 1 925 | 0 | -100,00 | 1 541 | 0 | -100,00 |
| United Kingdom | 55 651 | 41 984 | -24,56 | 41 613 | 54 860 | 31,83 |
| Netherlands | 241 620 | 72 547 | -69,97 | 323 501 | 204 764 | -36,70 |
| France | 353 555 | 419 692 | 18,71 | 212 195 | 290 413 | 36,86 |
| Germany, Fed. Rep. Of | 135 309 | 109 222 | -19,28 | 462 473 | 568 494 | 22,92 |
| Austria | 0 | 200 | - | 0 | 278 | - |
| Belgium | 306 818 | 294 750 | -3,93 | 182 307 | 193 095 | 5,92 |
| Switzerland | 26 776 | 20 872 | -22,05 | 26 295 | 29 280 | 11,35 |
| Denmark | 4 508 | 1 099 | -75,62 | 5 393 | 3 543 | -34,29 |
| Norway | 22 088 | 2 750 | -87,55 | 13 112 | 1 407 | -89,27 |

**TABEL 6. PERKEMBANGAN EKSPOR INDONESIA MENURUT KOMODITI DAN NEGARA TUJUAN
JANUARI-FEBRUARI 2016 DAN 2017**

| KOMODITI / NEGARA TUJUAN | BERAT BERSIH (KG) | | PERUB | NILAI FOB (US \$) | | PERUB |
|---|-------------------|-------------------|---------------|-------------------|------------------|--------------|
| | JAN-FEB 2016 | JAN-FEB 2017 | % | JAN-FEB 2016 | JAN-FEB 2017 | % |
| | (1) | (2) | (3) | (4) | (5) | (6) |
| Sweden | 21 065 | 5 170 | -75,46 | 18 307 | 7 227 | -60,52 |
| Finland | 25 500 | 0 | -100,00 | 22 696 | 0 | -100,00 |
| Ireland | 24 000 | 0 | -100,00 | 1 368 | 0 | -100,00 |
| Italy | 59 946 | 49 149 | -18,01 | 23 306 | 18 925 | -18,80 |
| Spain | 628 743 | 281 330 | -55,26 | 414 697 | 184 635 | -55,48 |
| Greece | 15 128 | 60 220 | 298,07 | 7 508 | 29 336 | 290,75 |
| Hungary | 1 | 0 | -100,00 | 96 | 0 | -100,00 |
| Poland | 4 426 | 13 259 | 199,57 | 19 517 | 30 191 | 54,69 |
| Romania | 8 | 10 | 25,00 | 2 819 | 2 200 | -21,94 |
| Estonia | 24 000 | 24 201 | 0,84 | 19 800 | 16 672 | -15,80 |
| Croatia | 956 | 39 | -95,92 | 75 | 45 | -39,59 |
| Slovakia | 0 | 1 350 | - | 0 | 414 | - |
| Slovenia | 5 900 | 2 480 | -57,97 | 5 895 | 1 367 | -76,81 |
| Czech Republic | 7 375 | 0 | -100,00 | 4 761 | 0 | -100,00 |
| Russia Federation | 0 | 643 | - | 0 | 1 021 | - |
| Serbia | 0 | 964 | - | 0 | 627 | - |
| BARANG DARI SEMEN DAN KAPUR UNTUK KONSTRUKSI | 23 012 467 | 49 304 736 | 114,25 | 4 701 896 | 6 604 682 | 40,47 |
| Japan | 87 836 | 62 689 | -28,63 | 108 576 | 200 899 | 85,03 |
| Hongkong | 515 | 84 | -83,67 | 11 044 | 129 | -98,83 |
| Korea, Republic Of | 1 461 | 93 094 | 6 271,95 | 3 096 | 35 163 | 1 035,65 |
| Taiwan | 310 | 0 | -100,00 | 218 | 0 | -100,00 |
| China | 141 705 | 130 | -99,91 | 115 884 | 277 | -99,76 |
| Thailand | 1 553 668 | 16 649 | -98,93 | 478 924 | 13 625 | -97,16 |
| Singapore | 14 748 797 | 41 520 014 | 181,51 | 2 184 752 | 3 157 649 | 44,53 |
| Philippines | 1 609 379 | 4 499 954 | 179,61 | 294 443 | 1 777 538 | 503,69 |
| Malaysia | 843 356 | 1 200 755 | 42,38 | 177 497 | 381 780 | 115,09 |
| Myanmar | 10 | 0 | -100,00 | 300 | 0 | -100,00 |
| Brunei Darussalam | 51 080 | 152 423 | 198,40 | 8 611 | 29 751 | 245,49 |
| Vietnam | 0 | 13 140 | - | 0 | 3 345 | - |
| Maldives | 207 250 | 154 076 | -25,66 | 45 405 | 30 516 | -32,79 |
| India | 7 050 | 68 794 | 875,80 | 7 253 | 50 756 | 599,80 |
| Sri Lanka | 11 500 | 651 | -94,34 | 6 425 | 769 | -88,03 |
| Iran (Islamic Republic Of) | 11 530 | 0 | -100,00 | 11 530 | 0 | -100,00 |
| Saudi Arabia | 10 285 | 2 870 | -72,10 | 13 060 | 4 772 | -63,46 |
| Israel | 0 | 1 200 | - | 0 | 772 | - |
| Kuwait | 19 873 | 2 530 | -87,27 | 64 235 | 1 628 | -97,47 |
| Yemen | 0 | 357 942 | - | 0 | 70 245 | - |
| Oman | 0 | 4 230 | - | 0 | 16 508 | - |
| Syria Arab Republic | 959 | 0 | -100,00 | 418 | 0 | -100,00 |
| Turkey | 435 | 145 | -66,67 | 1 655 | 8 100 | 389,43 |
| United Arab Emirates | 14 266 | 48 270 | 238,36 | 21 153 | 14 720 | -30,41 |
| Qatar | 202 | 520 | 157,43 | 3 855 | 3 533 | -8,37 |
| Morocco | 2 100 | 4 870 | 131,90 | 1 327 | 39 840 | 2 902,43 |
| Madagascar | 2 194 | 0 | -100,00 | 14 021 | 0 | -100,00 |
| Kenya | 0 | 3 250 | - | 0 | 1 964 | - |
| Reunion | 1 068 | 1 306 | 22,28 | 1 293 | 1 668 | 29,00 |
| Seychelles | 2 190 | 0 | -100,00 | 3 282 | 0 | -100,00 |
| Sao Tome And Principe | 0 | 1 560 | - | 0 | 16 000 | - |
| South Africa | 11 362 | 3 114 | -72,59 | 3 302 | 4 418 | 33,80 |
| Mauritius | 2 440 | 27 234 | 1 016,15 | 2 349 | 5 665 | 141,17 |
| Australia | 228 809 | 239 805 | 4,81 | 169 557 | 153 677 | -9,37 |
| New Zealand | 6 354 | 743 | -88,31 | 20 942 | 1 374 | -93,44 |
| Palau | 0 | 7 522 | - | 0 | 2 875 | - |
| New Caledonia | 506 | 4 276 | 745,06 | 1 351 | 2 373 | 75,63 |
| Vanuatu | 530 | 0 | -100,00 | 1 148 | 0 | -100,00 |
| Wallis And Futuna Islands | 0 | 598 | - | 0 | 572 | - |
| Fiji | 790 | 195 | -75,32 | 4 744 | 563 | -88,14 |
| East Timor | 2 718 383 | 94 751 | -96,51 | 253 548 | 62 782 | -75,24 |
| United States | 161 769 | 130 421 | -19,38 | 289 097 | 148 655 | -48,58 |
| Canada | 42 513 | 4 007 | -90,57 | 24 424 | 9 127 | -62,63 |
| Panama | 12 412 | 0 | -100,00 | 1 307 | 0 | -100,00 |
| Chile | 480 | 0 | -100,00 | 773 | 0 | -100,00 |
| Argentina | 1 474 | 3 038 | 106,11 | 1 566 | 9 412 | 501,02 |
| Brazil | 8 982 | 76 048 | 746,67 | 1 641 | 33 127 | 1 918,28 |
| Colombia | 0 | 31 190 | - | 0 | 16 884 | - |
| Uruguay | 2 100 | 0 | -100,00 | 1 520 | 0 | -100,00 |
| Peru | 1 435 | 0 | -100,00 | 1 008 | 0 | -100,00 |
| Dominican Republic | 0 | 1 442 | - | 0 | 10 464 | - |
| Costa Rica | 0 | 300 | - | 0 | 75 | - |
| Aruba | 275 | 0 | -100,00 | 18 | 0 | -100,00 |
| French Polynesia | 400 | 87 | -78,25 | 85 | 1 489 | 1 651,64 |
| Martinique | 0 | 800 | - | 0 | 1 077 | - |
| Netherlands Antilles | 0 | 1 750 | - | 0 | 1 574 | - |
| Guadeloupe | 2 330 | 1 445 | -37,98 | 1 207 | 315 | -73,95 |
| Virgin Islands (British) | 0 | 135 | - | 0 | 219 | - |
| United Kingdom | 25 405 | 12 747 | -49,82 | 68 585 | 15 393 | -77,56 |
| Netherlands | 65 025 | 31 853 | -51,01 | 54 951 | 43 678 | -20,52 |
| France | 94 109 | 89 176 | -5,24 | 78 372 | 52 908 | -32,49 |
| Germany, Fed. Rep. Of | 33 458 | 11 135 | -66,72 | 26 467 | 10 450 | -60,52 |
| Austria | 500 | 2 555 | 411,00 | 1 579 | 2 083 | 31,91 |
| Belgium | 186 370 | 217 897 | 16,92 | 64 712 | 47 417 | -26,73 |
| Switzerland | 0 | 138 | - | 0 | 321 | - |
| Denmark | 270 | 752 | 178,52 | 224 | 366 | 63,22 |
| Norway | 450 | 3 400 | 655,56 | 57 | 829 | 1 348,95 |
| Sweden | 0 | 5 580 | - | 0 | 17 762 | - |

**TABEL 6. PERKEMBANGAN EKSPOR INDONESIA MENURUT KOMODITI DAN NEGARA TUJUAN
JANUARI-FEBRUARI 2016 DAN 2017**

| KOMODITI / NEGARA TUJUAN | BERAT BERSIH (KG) | | PERUB | NILAI FOB (US \$) | | PERUB |
|---|-------------------|------------------|--------------|-------------------|------------------|--------------|
| | JAN-FEB 2016 | JAN-FEB 2017 | % | JAN-FEB 2016 | JAN-FEB 2017 | % |
| | (1) | (2) | (3) | (4) | (5) | (6) |
| Ireland | 1 120 | 0 | -100,00 | 229 | 0 | -100,00 |
| Italy | 1 331 | 11 542 | 767,15 | 2 626 | 3 060 | 16,54 |
| Spain | 46 086 | 73 242 | 58,93 | 28 320 | 63 635 | 124,70 |
| Greece | 19 028 | 4 289 | -77,46 | 14 085 | 10 064 | -28,55 |
| Poland | 5 430 | 0 | -100,00 | 1 756 | 0 | -100,00 |
| Kazakhstan | 140 | 140 | 0,00 | 894 | 7 500 | 738,51 |
| Malta | 0 | 120 | - | 0 | 270 | - |
| Czech Republic | 500 | 41 | -91,80 | 67 | 127 | 90,49 |
| Russia Federation | 885 | 83 | -90,61 | 1 125 | 160 | -85,78 |
| BARANG GALIAN BUKAN LOGAM LAINNYA | 2 000 463 | 3 121 273 | 56,03 | 3 388 152 | 4 397 947 | 29,80 |
| Japan | 42 419 | 62 463 | 47,25 | 137 022 | 714 979 | 421,80 |
| Hongkong | 43 178 | 10 004 | -76,83 | 20 292 | 2 515 | -87,61 |
| Korea, Republic Of | 514 343 | 1 353 711 | 163,19 | 331 637 | 742 736 | 123,96 |
| Taiwan | 204 650 | 51 154 | -75,00 | 81 510 | 61 122 | -25,01 |
| China | 58 525 | 166 822 | 185,05 | 264 401 | 388 111 | 46,79 |
| Papua New Guinea | 2 | 0 | -100,00 | 8 | 0 | -100,00 |
| Thailand | 24 345 | 24 172 | -0,71 | 57 895 | 53 426 | -7,72 |
| Singapore | 3 091 | 8 268 | 167,54 | 62 686 | 66 711 | 6,42 |
| Philippines | 139 998 | 88 568 | -36,74 | 164 190 | 258 080 | 57,18 |
| Malaysia | 48 276 | 86 251 | 78,66 | 300 322 | 253 361 | -15,64 |
| Myanmar | 3 | 2 | -34,73 | 4 | 453 | 11 315,33 |
| Brunei Darussalam | 0 | 123 | - | 0 | 1 575 | - |
| Vietnam | 26 424 | 32 163 | 21,72 | 413 416 | 314 115 | -24,02 |
| Maldives | 609 | 1 040 | 70,91 | 10 655 | 4 024 | -62,24 |
| India | 41 641 | 14 214 | -65,87 | 499 349 | 242 097 | -51,52 |
| Pakistan | 18 556 | 50 093 | 169,96 | 72 873 | 158 044 | 116,88 |
| Sri Lanka | 0 | 200 | - | 0 | 15 | - |
| Saudi Arabia | 25 367 | 0 | -100,00 | 33 989 | 0 | -100,00 |
| Jordan | 50 000 | 0 | -100,00 | 27 500 | 0 | -100,00 |
| Oman | 810 | 4 950 | 511,11 | 372 | 8 592 | 2 207,94 |
| United Arab Emirates | 6 000 | 82 385 | 1 273,08 | 2 000 | 144 168 | 7 108,40 |
| Morocco | 163 | 1 200 | 636,20 | 193 | 74 | -61,57 |
| Madagascar | 13 300 | 0 | -100,00 | 4 081 | 0 | -100,00 |
| Reunion | 1 760 | 312 | -82,27 | 2 089 | 96 | -95,39 |
| Togo | 0 | 4 800 | - | 0 | 6 000 | - |
| Nigeria | 0 | 23 478 | - | 0 | 13 580 | - |
| South Africa | 35 | 734 | 1 996,66 | 25 | 837 | 3 248,48 |
| Mauritius | 145 | 0 | -100,00 | 393 | 0 | -100,00 |
| Mayotte | 19 | 0 | -100,00 | 69 | 0 | -100,00 |
| Australia | 83 762 | 46 837 | -44,08 | 211 947 | 171 524 | -19,07 |
| New Zealand | 344 | 4 823 | 1 302,03 | 239 | 4 737 | 1 885,96 |
| New Caledonia | 18 428 | 985 | -94,65 | 37 159 | 166 | -99,55 |
| Saint Vincent And The Grenadines | 0 | 800 | - | 0 | 4 312 | - |
| Wallis And Futuna Islands | 0 | 185 | - | 0 | 416 | - |
| Cook Islands | 0 | 9 | - | 0 | 73 | - |
| Fiji | 460 | 0 | -100,00 | 552 | 0 | -100,00 |
| East Timor | 40 805 | 317 645 | 678,45 | 44 374 | 130 889 | 194,97 |
| United States | 102 595 | 111 042 | 8,23 | 129 140 | 199 232 | 54,28 |
| Canada | 7 | 0 | -100,00 | 36 | 0 | -100,00 |
| Mexico | 0 | 9 973 | - | 0 | 3 989 | - |
| Guatemala | 9 918 | 10 594 | 6,81 | 43 403 | 47 605 | 9,68 |
| Argentina | 1 161 | 0 | -100,00 | 2 270 | 0 | -100,00 |
| Brazil | 4 066 | 0 | -100,00 | 3 485 | 0 | -100,00 |
| Colombia | 0 | 12 | - | 0 | 24 | - |
| Uruguay | 1 274 | 0 | -100,00 | 11 030 | 0 | -100,00 |
| Costa Rica | 4 780 | 0 | -100,00 | 14 776 | 0 | -100,00 |
| French Polynesia | 225 | 73 | -67,56 | 867 | 241 | -72,26 |
| Martinique | 2 395 | 10 | -99,58 | 572 | 75 | -86,97 |
| Guadeloupe | 3 075 | 2 450 | -20,33 | 5 209 | 81 | -98,45 |
| United Kingdom | 1 238 | 1 847 | 49,19 | 593 | 2 281 | 284,49 |
| Netherlands | 196 209 | 262 830 | 33,95 | 176 080 | 185 842 | 5,54 |
| France | 44 058 | 101 501 | 130,38 | 27 853 | 83 367 | 199,31 |
| Germany, Fed. Rep. Of | 182 655 | 104 189 | -42,96 | 126 793 | 76 837 | -39,40 |
| Belgium | 16 206 | 33 949 | 109,48 | 20 547 | 27 399 | 33,35 |
| Switzerland | 245 | 140 | -42,86 | 470 | 37 | -92,23 |
| Norway | 180 | 0 | -100,00 | 1 030 | 0 | -100,00 |
| Sweden | 100 | 5 687 | 5 564,34 | 760 | 893 | 17,54 |
| Italy | 11 245 | 13 228 | 17,63 | 20 732 | 6 133 | -70,42 |
| Spain | 11 189 | 8 053 | -28,03 | 21 024 | 6 608 | -68,57 |
| Greece | 0 | 86 | - | 0 | 187 | - |
| Poland | 0 | 125 | - | 0 | 34 | - |
| Latvia | 0 | 7 497 | - | 0 | 4 852 | - |
| Russia Federation | 186 | 9 599 | 5 060,77 | 240 | 5 400 | 2 148,79 |
| BARANG DARI SEMEN, KAPUR, GIPS DAN ASBES LAINNYA | 3 368 995 | 4 698 943 | 39,48 | 861 688 | 1 184 215 | 37,43 |
| Japan | 17 388 | 46 772 | 168,99 | 31 311 | 124 442 | 297,43 |
| Korea, Republic Of | 0 | 76 200 | - | 0 | 14 122 | - |
| Taiwan | 529 200 | 330 276 | -37,59 | 129 360 | 103 781 | -19,77 |
| China | 0 | 15 | - | 0 | 228 | - |
| Papua New Guinea | 67 434 | 206 939 | 206,88 | 13 162 | 34 654 | 163,28 |
| Singapore | 1 209 395 | 420 802 | -65,21 | 368 884 | 163 211 | -55,76 |
| Philippines | 131 692 | 1 236 900 | 839,24 | 22 814 | 218 300 | 856,85 |
| Malaysia | 278 769 | 101 365 | -63,64 | 52 357 | 17 738 | -66,12 |
| Myanmar | 0 | 351 010 | - | 0 | 53 414 | - |

TABEL 6. PERKEMBANGAN EKSPOR INDONESIA MENURUT KOMODITI DAN NEGARA TUJUAN
JANUARI-FEBRUARI 2016 DAN 2017

| KOMODITI / NEGARA TUJUAN | BERAT BERSIH (KG) | | PERUB | NILAI FOB (US \$) | | PERUB |
|--|-------------------|------------------|--------------|-------------------|------------------|--------------|
| | JAN-FEB 2016 | JAN-FEB 2017 | % | JAN-FEB 2016 | JAN-FEB 2017 | % |
| | (1) | (2) | (3) | (4) | (5) | (6) |
| Brunei Darussalam | 43 575 | 22 260 | -48,92 | 11 769 | 6 060 | -48,51 |
| Vietnam | 1 016 228 | 349 590 | -65,60 | 218 989 | 74 170 | -66,13 |
| Maldives | 1 800 | 0 | -100,00 | 1 250 | 0 | -100,00 |
| India | 0 | 131 860 | - | 0 | 16 981 | - |
| Iran (Islamic Republic Of) | 44 980 | 0 | -100,00 | 5 809 | 0 | -100,00 |
| Reunion | 0 | 21 600 | - | 0 | 4 510 | - |
| South Africa | 0 | 1 203 956 | - | 0 | 312 213 | - |
| Australia | 0 | 47 270 | - | 0 | 12 284 | - |
| New Zealand | 0 | 19 362 | - | 0 | 3 918 | - |
| Guam | 0 | 44 780 | - | 0 | 8 169 | - |
| Fiji | 0 | 41 087 | - | 0 | 7 347 | - |
| Tonga | 0 | 22 010 | - | 0 | 3 828 | - |
| East Timor | 28 535 | 0 | -100,00 | 5 982 | 0 | -100,00 |
| United States | 0 | 100 | - | 0 | 10 | - |
| United Kingdom | 0 | 160 | - | 0 | 340 | - |
| Netherlands | 0 | 870 | - | 0 | 207 | - |
| Greece | 0 | 150 | - | 0 | 234 | - |
| Ukraine | 0 | 23 610 | - | 0 | 4 054 | - |
| BARANG DARI MARMER, GRANIT DAN BATU LAINNYA | 1 937 708 | 2 186 572 | 12,84 | 1 285 108 | 1 426 281 | 10,99 |
| Japan | 112 000 | 71 885 | -35,82 | 73 155 | 27 848 | -61,93 |
| Hongkong | 141 | 552 | 291,49 | 314 | 12 551 | 3 902,62 |
| Korea, Republic Of | 54 287 | 50 196 | -7,54 | 26 003 | 27 206 | 4,63 |
| Taiwan | 50 130 | 2 489 | -95,03 | 27 929 | 1 432 | -94,87 |
| China | 865 | 10 696 | 1 136,54 | 581 | 12 687 | 2 082,09 |
| Thailand | 28 945 | 14 824 | -48,79 | 11 415 | 9 621 | -15,72 |
| Singapore | 14 123 | 2 978 | -78,92 | 14 685 | 4 479 | -69,50 |
| Philippines | 200 | 42 360 | 21 080,00 | 280 | 12 974 | 4 533,54 |
| Malaysia | 120 650 | 72 575 | -39,85 | 44 902 | 26 146 | -41,77 |
| Brunei Darussalam | 7 000 | 24 145 | 244,93 | 979 | 8 896 | 808,51 |
| Maldives | 17 940 | 1 463 | -91,85 | 7 510 | 12 820 | 70,71 |
| India | 11 241 | 72 236 | 542,60 | 15 106 | 36 897 | 144,25 |
| Sri Lanka | 0 | 12 450 | - | 0 | 10 830 | - |
| Saudi Arabia | 1 170 | 6 834 | 484,10 | 144 | 22 738 | 15 728,47 |
| Turkey | 150 | 0 | -100,00 | 250 | 0 | -100,00 |
| United Arab Emirates | 5 520 | 3 327 | -39,73 | 10 208 | 25 596 | 150,74 |
| Morocco | 17 680 | 37 010 | 109,33 | 8 237 | 14 866 | 80,48 |
| Tanzania, United Rep. Of | 52 | 0 | -100,00 | 116 | 0 | -100,00 |
| Madagascar | 1 300 | 0 | -100,00 | 2 545 | 0 | -100,00 |
| Reunion | 39 414 | 19 140 | -51,44 | 16 378 | 13 101 | -20,01 |
| Mozambique | 11 850 | 0 | -100,00 | 3 511 | 0 | -100,00 |
| Senegal | 0 | 49 220 | - | 0 | 14 934 | - |
| Seychelles | 6 583 | 72 105 | 995,32 | 2 795 | 71 125 | 2 445,05 |
| South Africa | 1 760 | 2 956 | 67,95 | 8 878 | 19 146 | 115,67 |
| Malawi | 4 700 | 0 | -100,00 | 1 500 | 0 | -100,00 |
| Mauritius | 761 | 18 306 | 2 305,52 | 3 501 | 5 102 | 45,75 |
| Mayotte | 8 000 | 0 | -100,00 | 8 961 | 0 | -100,00 |
| Australia | 127 060 | 163 541 | 28,71 | 87 683 | 76 070 | -13,24 |
| New Zealand | 16 016 | 1 529 | -90,45 | 5 513 | 1 025 | -81,41 |
| Guam | 37 | 0 | -100,00 | 197 | 0 | -100,00 |
| Palau | 2 500 | 26 755 | 970,20 | 656 | 16 810 | 2 463,20 |
| Northern Mariana Islands | 726 | 0 | -100,00 | 156 | 0 | -100,00 |
| Vanuatu | 1 200 | 1 250 | 4,17 | 244 | 98 | -59,84 |
| Wallis And Futuna Islands | 0 | 3 060 | - | 0 | 1 302 | - |
| Fiji | 9 780 | 17 228 | 76,16 | 3 484 | 7 258 | 108,34 |
| East Timor | 38 487 | 0 | -100,00 | 7 081 | 0 | -100,00 |
| United States | 114 393 | 207 588 | 81,47 | 141 339 | 187 284 | 32,51 |
| Canada | 51 646 | 6 287 | -87,83 | 45 182 | 4 655 | -89,70 |
| Mexico | 23 630 | 82 | -99,65 | 15 466 | 756 | -95,11 |
| Chile | 1 273 | 715 | -43,83 | 929 | 828 | -10,92 |
| Argentina | 0 | 2 960 | - | 0 | 1 682 | - |
| Brazil | 281 605 | 261 201 | -7,25 | 153 031 | 159 812 | 4,43 |
| Colombia | 4 500 | 0 | -100,00 | 1 843 | 0 | -100,00 |
| Puerto Rico | 3 377 | 0 | -100,00 | 2 256 | 0 | -100,00 |
| Costa Rica | 11 280 | 21 991 | 94,96 | 7 672 | 1 934 | -74,79 |
| Barbados | 0 | 20 680 | - | 0 | 7 014 | - |
| Aruba | 775 | 0 | -100,00 | 97 | 0 | -100,00 |
| Cayman Islands | 0 | 150 | - | 0 | 1 227 | - |
| French Polynesia | 2 564 | 20 810 | 711,62 | 5 523 | 3 223 | -41,64 |
| Martinique | 2 514 | 2 049 | -18,50 | 377 | 1 341 | 255,47 |
| Turks And Caicos Islands | 0 | 1 030 | - | 0 | 711 | - |
| Guadeloupe | 5 800 | 1 200 | -79,31 | 1 625 | 124 | -92,34 |
| United Kingdom | 28 242 | 39 223 | 38,88 | 28 463 | 36 413 | 27,93 |
| Netherlands | 230 506 | 127 826 | -44,55 | 78 574 | 65 996 | -16,01 |
| France | 80 782 | 97 174 | 20,29 | 49 116 | 61 352 | 24,91 |
| Germany, Fed. Rep. Of | 72 606 | 173 217 | 138,57 | 54 136 | 105 304 | 94,52 |
| Austria | 0 | 125 | - | 0 | 263 | - |
| Belgium | 24 798 | 102 921 | 315,04 | 41 414 | 24 991 | -39,66 |
| Switzerland | 409 | 1 455 | 255,75 | 1 608 | 1 340 | -16,64 |
| Denmark | 25 603 | 1 580 | -93,83 | 17 344 | 1 782 | -89,73 |
| Norway | 2 120 | 725 | -65,80 | 2 438 | 131 | -94,64 |
| Sweden | 412 | 5 270 | 1 179,59 | 1 068 | 7 654 | 616,92 |
| Ireland | 850 | 0 | -100,00 | 111 | 0 | -100,00 |
| Italy | 176 793 | 191 021 | 8,05 | 139 999 | 161 368 | 15,26 |
| Spain | 73 031 | 91 701 | 25,56 | 88 068 | 83 778 | -4,87 |
| Portugal | 1 453 | 215 | -85,21 | 951 | 868 | -8,77 |

**TABEL 6. PERKEMBANGAN EKSPOR INDONESIA MENURUT KOMODITI DAN NEGARA TUJUAN
JANUARI-FEBRUARI 2016 DAN 2017**

| KOMODITI / NEGARA TUJUAN | BERAT BERSIH (KG) | | PERUB | NILAI FOB (US \$) | | PERUB |
|--|-------------------|------------------|---------------|-------------------|------------------|---------------|
| | JAN-FEB 2016 | JAN-FEB 2017 | % | JAN-FEB 2016 | JAN-FEB 2017 | % |
| | (1) | (2) | (3) | (4) | (5) | (6) |
| Greece | 4 288 | 2 315 | -46,01 | 11 065 | 4 707 | -57,46 |
| Hungary | 0 | 150 | - | 0 | 300 | - |
| Poland | 40 | 200 | 400,00 | 396 | 35 | -91,16 |
| Malta | 0 | 165 | - | 0 | 769 | - |
| Slovenia | 150 | 185 | 23,33 | 120 | 80 | -32,90 |
| Czech Republic | 0 | 3 253 | - | 0 | 4 999 | - |
| BARANG TAHAN API DARI TANAH LIAT/KERAMIK LAINNYA | 812 198 | 914 998 | 12,66 | 918 935 | 978 151 | 6,44 |
| Japan | 90 | 1 985 | 2 099,19 | 348 | 3 246 | 833,35 |
| Taiwan | 257 045 | 94 791 | -63,12 | 281 372 | 92 844 | -67,00 |
| Singapore | 201 524 | 105 686 | -47,56 | 228 805 | 105 597 | -53,85 |
| Philippines | 41 205 | 10 877 | -73,60 | 44 743 | 12 730 | -71,55 |
| Malaysia | 144 547 | 128 861 | -10,85 | 149 981 | 114 391 | -23,73 |
| Myanmar | 0 | 20 427 | - | 0 | 27 582 | - |
| Vietnam | 97 300 | 0 | -100,00 | 100 102 | 0 | -100,00 |
| Pakistan | 0 | 13 776 | - | 0 | 14 536 | - |
| Egypt | 0 | 39 374 | - | 0 | 100 609 | - |
| Morocco | 0 | 447 648 | - | 0 | 464 212 | - |
| Australia | 70 446 | 21 813 | -69,04 | 113 487 | 27 524 | -75,75 |
| East Timor | 0 | 29 760 | - | 0 | 14 880 | - |
| United States | 40 | 0 | -100,00 | 97 | 0 | -100,00 |
| BARANG DARI MARMER DAN GRANIT UNTUK KEPERLUAN | 1 247 637 | 965 282 | -22,63 | 1 368 985 | 1 031 663 | -24,64 |
| Japan | 81 776 | 375 | -99,54 | 64 531 | 632 | -99,02 |
| Hongkong | 7 552 | 210 | -97,22 | 9 406 | 4 802 | -48,94 |
| Korea, Republic Of | 128 693 | 28 704 | -77,70 | 106 080 | 15 552 | -85,34 |
| Taiwan | 27 804 | 23 753 | -14,57 | 19 044 | 10 557 | -44,57 |
| China | 180 | 0 | -100,00 | 648 | 0 | -100,00 |
| Thailand | 950 | 150 | -84,21 | 1 178 | 76 | -93,57 |
| Singapore | 336 | 22 773 | 6 677,54 | 1 772 | 9 506 | 436,48 |
| Malaysia | 2 200 | 37 656 | 1 611,64 | 328 | 20 334 | 6 090,59 |
| Cambodia | 0 | 1 380 | - | 0 | 5 390 | - |
| India | 10 492 | 18 698 | 78,21 | 7 102 | 32 486 | 357,39 |
| United Arab Emirates | 5 401 | 3 660 | -32,23 | 19 559 | 16 124 | -17,56 |
| Qatar | 4 536 | 0 | -100,00 | 27 514 | 0 | -100,00 |
| Morocco | 0 | 9 070 | - | 0 | 2 185 | - |
| South Africa | 19 270 | 0 | -100,00 | 13 730 | 0 | -100,00 |
| Malawi | 131 | 0 | -100,00 | 441 | 0 | -100,00 |
| Mauritius | 0 | 500 | - | 0 | 1 699 | - |
| Australia | 564 102 | 399 869 | -29,11 | 568 084 | 459 034 | -19,20 |
| New Zealand | 0 | 1 247 | - | 0 | 810 | - |
| Vanuatu | 0 | 80 | - | 0 | 163 | - |
| Wallis And Futuna Islands | 0 | 42 | - | 0 | 493 | - |
| East Timor | 990 | 28 983 | 2 826,90 | 13 | 30 832 | 231 370,35 |
| United States | 103 344 | 209 874 | 103,08 | 251 589 | 240 736 | -4,31 |
| Canada | 4 502 | 8 187 | 81,86 | 9 446 | 18 045 | 91,04 |
| Chile | 0 | 566 | - | 0 | 947 | - |
| Costa Rica | 0 | 4 828 | - | 0 | 3 760 | - |
| Guadeloupe | 0 | 890 | - | 0 | 412 | - |
| United Kingdom | 119 817 | 33 392 | -72,13 | 110 989 | 27 090 | -75,59 |
| Netherlands | 2 301 | 23 963 | 941,60 | 4 266 | 28 463 | 567,17 |
| France | 79 978 | 47 250 | -40,92 | 68 902 | 48 231 | -30,00 |
| Germany, Fed. Rep. Of | 2 949 | 6 519 | 121,04 | 8 068 | 11 961 | 48,24 |
| Belgium | 10 175 | 22 154 | 117,73 | 6 414 | 12 878 | 100,78 |
| Sweden | 4 560 | 0 | -100,00 | 1 171 | 0 | -100,00 |
| Spain | 36 751 | 14 759 | -59,84 | 54 717 | 15 200 | -72,22 |
| Greece | 7 700 | 7 241 | -5,96 | 4 000 | 4 583 | 14,57 |
| Poland | 10 349 | 0 | -100,00 | 4 508 | 0 | -100,00 |
| Bulgaria | 0 | 6 000 | - | 0 | 4 997 | - |
| Russia Federation | 10 800 | 2 509 | -76,77 | 5 482 | 3 685 | -32,77 |
| BARANG DARI GIPS UNTUK KONSTRUKSI | 7 922 908 | 5 423 670 | -31,54 | 1 306 328 | 903 059 | -30,87 |
| Hongkong | 34 991 | 117 923 | 237,01 | 8 307 | 29 094 | 250,24 |
| Korea, Republic Of | 0 | 72 889 | - | 0 | 14 948 | - |
| China | 0 | 115 933 | - | 0 | 30 186 | - |
| Thailand | 40 000 | 20 000 | -50,00 | 2 582 | 2 978 | 15,35 |
| Singapore | 1 739 163 | 785 650 | -45,23 | 302 671 | 131 286 | -56,62 |
| Philippines | 4 485 983 | 3 143 732 | -29,92 | 718 568 | 429 429 | -40,24 |
| Malaysia | 49 860 | 0 | -100,00 | 8 634 | 0 | -100,00 |
| Myanmar | 273 420 | 244 125 | -10,71 | 48 968 | 39 433 | -19,47 |
| Brunei Darussalam | 382 830 | 341 600 | -10,77 | 59 990 | 50 780 | -15,35 |
| Vietnam | 643 637 | 20 000 | -96,89 | 101 894 | 2 586 | -97,46 |
| Maldives | 184 836 | 208 895 | 13,02 | 39 063 | 48 057 | 23,03 |
| Bangladesh | 73 080 | 0 | -100,00 | 12 260 | 0 | -100,00 |
| Oman | 15 093 | 0 | -100,00 | 3 385 | 0 | -100,00 |
| United Arab Emirates | 0 | 352 923 | - | 0 | 124 283 | - |
| East Timor | 15 | 0 | -100,00 | 6 | 0 | -100,00 |
| ALAT-ALAT LABORATORIUM, FARMASI DAN KESEHATAN DARI KACA | 50 597 | 123 815 | 144,71 | 587 292 | 1 234 758 | 110,25 |
| Japan | 6 926 | 13 207 | 90,70 | 109 879 | 228 508 | 107,96 |
| Taiwan | 9 954 | 14 931 | 50,00 | 69 789 | 106 077 | 52,00 |
| Thailand | 16 683 | 29 386 | 76,15 | 158 821 | 296 203 | 86,50 |

**TABEL 6. PERKEMBANGAN EKSPOR INDONESIA MENURUT KOMODITI DAN NEGARA TUJUAN
JANUARI-FEBRUARI 2016 DAN 2017**

| KOMODITI / NEGARA TUJUAN | BERAT BERSIH (KG) | | PERUB | NILAI FOB (US \$) | | PERUB |
|-----------------------------------|--------------------|--------------------|--------------|--------------------|--------------------|--------------|
| | JAN-FEB 2016 | JAN-FEB 2017 | % | JAN-FEB 2016 | JAN-FEB 2017 | % |
| | (1) | (2) | (3) | (4) | (5) | (6) |
| Singapore | 3 294 | 1 704 | -48,26 | 34 376 | 28 847 | -16,08 |
| Philippines | 2 367 | 6 966 | 194,28 | 38 069 | 107 820 | 183,23 |
| Malaysia | 4 489 | 6 864 | 52,91 | 47 314 | 69 091 | 46,03 |
| India | 0 | 142 | - | 0 | 1 879 | - |
| Pakistan | 77 | 0 | -100,00 | 1 685 | 0 | -100,00 |
| Bangladesh | 366 | 12 812 | 3 405,02 | 4 883 | 110 713 | 2 167,35 |
| Saudi Arabia | 0 | 7 903 | - | 0 | 73 326 | - |
| United Arab Emirates | 0 | 15 470 | - | 0 | 74 662 | - |
| Australia | 0 | 415 | - | 0 | 7 798 | - |
| United Kingdom | 0 | 2 150 | - | 0 | 29 106 | - |
| Germany, Fed. Rep. Of | 5 615 | 11 263 | 100,60 | 91 156 | 86 901 | -4,67 |
| Switzerland | 827 | 0 | -100,00 | 31 320 | 0 | -100,00 |
| Italy | 0 | 435 | - | 0 | 300 | - |
| Spain | 0 | 165 | - | 0 | 13 528 | - |
| KAPUR | 5 340 000 | 10 000 000 | 87,27 | 596 090 | 927 500 | 55,60 |
| Papua New Guinea | 220 000 | 0 | -100,00 | 28 600 | 0 | -100,00 |
| Philippines | 5 120 000 | 10 000 000 | 95,31 | 567 490 | 927 500 | 63,44 |
| BARANG BUKAN LOGAM LAINNYA | 1 553 013 | 2 418 018 | 55,70 | 949 510 | 1 055 257 | 11,14 |
| Japan | 1 754 | 6 177 | 252,16 | 15 488 | 61 111 | 294,57 |
| Hongkong | 64 812 | 20 167 | -68,88 | 27 808 | 9 431 | -66,09 |
| Korea, Republic Of | 329 | 436 | 32,27 | 13 428 | 15 534 | 15,69 |
| Taiwan | 36 000 | 23 000 | -36,11 | 22 060 | 10 934 | -50,43 |
| China | 18 | 319 | 1 671,89 | 23 | 13 470 | 58 464,00 |
| Papua New Guinea | 0 | 315 564 | - | 0 | 177 806 | - |
| Thailand | 3 051 | 2 418 | -20,74 | 44 664 | 36 053 | -19,28 |
| Singapore | 79 512 | 1 030 | -98,70 | 70 454 | 15 915 | -77,41 |
| Philippines | 574 910 | 373 665 | -35,00 | 307 090 | 200 803 | -34,61 |
| Malaysia | 141 911 | 789 194 | 456,12 | 32 368 | 137 359 | 324,37 |
| Myanmar | 15 000 | 0 | -100,00 | 2 325 | 0 | -100,00 |
| Cambodia | 0 | 39 500 | - | 0 | 10 162 | - |
| Brunei Darussalam | 0 | 4 000 | - | 0 | 1 417 | - |
| Vietnam | 27 366 | 57 | -99,79 | 39 187 | 2 027 | -94,83 |
| Maldives | 8 489 | 2 077 | -75,53 | 2 737 | 1 900 | -30,60 |
| Pakistan | 1 250 | 16 000 | 1 180,00 | 615 | 16 170 | 2 529,27 |
| Sri Lanka | 204 000 | 375 | -99,82 | 88 412 | 184 | -99,79 |
| United Arab Emirates | 0 | 1 | - | 0 | 1 | - |
| Qatar | 0 | 41 | - | 0 | 2 488 | - |
| Bahrain | 0 | 44 | - | 0 | 106 | - |
| Kenya | 0 | 2 400 | - | 0 | 1 708 | - |
| Ghana | 326 728 | 546 990 | 67,41 | 60 840 | 101 063 | 66,11 |
| South Africa | 39 | 69 | 76,92 | 1 426 | 443 | -68,91 |
| Australia | 622 | 1 345 | 116,26 | 1 534 | 1 350 | -12,01 |
| New Zealand | 20 | 205 483 | 1 027 315,00 | 709 | 13 853 | 1 852,73 |
| Vanuatu | 0 | 3 | - | 0 | 68 | - |
| Kiribati | 16 000 | 0 | -100,00 | 2 150 | 0 | -100,00 |
| Tonga | 0 | 21 | - | 0 | 124 | - |
| East Timor | 43 490 | 33 409 | -23,18 | 20 382 | 16 132 | -20,85 |
| United States | 1 888 | 3 187 | 68,81 | 33 404 | 102 828 | 207,83 |
| Canada | 0 | 527 | - | 0 | 3 245 | - |
| Brazil | 0 | 635 | - | 0 | 554 | - |
| Dominican Republic | 0 | 60 | - | 0 | 376 | - |
| Costa Rica | 0 | 370 | - | 0 | 1 050 | - |
| United Kingdom | 105 | 2 731 | 2 500,70 | 2 364 | 2 906 | 22,89 |
| Netherlands | 457 | 2 941 | 543,54 | 1 495 | 14 080 | 841,61 |
| France | 191 | 379 | 98,43 | 26 275 | 2 113 | -91,96 |
| Germany, Fed. Rep. Of | 2 160 | 1 160 | -46,28 | 1 784 | 4 707 | 163,81 |
| Belgium | 0 | 91 | - | 0 | 1 000 | - |
| Switzerland | 25 | 0 | -100,00 | 27 270 | 0 | -100,00 |
| Sweden | 50 | 42 | -16,00 | 185 | 643 | 248,68 |
| Italy | 0 | 303 | - | 0 | 6 145 | - |
| Spain | 2 562 | 12 838 | 401,20 | 91 508 | 56 010 | -38,79 |
| Portugal | 150 | 170 | 13,33 | 11 243 | 9 456 | -15,90 |
| Poland | 0 | 8 800 | - | 0 | 2 535 | - |
| Malta | 125 | 0 | -100,00 | 282 | 0 | -100,00 |
| BESI/BAJA | 323 015 515 | 583 998 544 | 80,80 | 265 209 719 | 447 120 360 | 68,59 |
| Japan | 1 949 604 | 21 198 865 | 987,34 | 3 499 128 | 3 718 895 | 6,28 |
| Hongkong | 32 083 | 31 986 | -0,30 | 59 441 | 401 088 | 574,77 |
| Korea, Republic Of | 54 456 297 | 6 452 509 | -88,15 | 23 965 317 | 11 401 384 | -52,43 |
| Taiwan | 10 099 480 | 12 919 559 | 27,92 | 6 817 523 | 14 355 067 | 110,56 |
| China | 46 245 590 | 117 218 995 | 153,47 | 42 900 897 | 143 421 523 | 234,31 |
| Papua New Guinea | 201 965 | 554 984 | 174,79 | 442 615 | 413 975 | -6,47 |
| Thailand | 59 025 420 | 55 470 819 | -6,02 | 25 390 510 | 29 197 092 | 14,99 |
| Singapore | 26 045 588 | 17 270 543 | -33,69 | 24 581 577 | 20 630 701 | -16,07 |
| Philippines | 591 896 | 21 536 042 | 3 538,48 | 668 528 | 9 772 610 | 1 361,81 |
| Malaysia | 12 231 364 | 56 171 119 | 359,24 | 5 630 582 | 26 366 046 | 368,27 |
| Myanmar | 0 | 106 412 | - | 0 | 618 222 | - |
| Cambodia | 0 | 1 | - | 0 | 3 | - |
| Brunei Darussalam | 1 675 744 | 0 | -100,00 | 5 331 647 | 0 | -100,00 |
| Vietnam | 3 569 595 | 11 456 857 | 220,96 | 2 456 271 | 5 772 747 | 135,02 |
| Maldives | 281 683 | 73 366 | -73,95 | 124 020 | 38 086 | -69,29 |
| India | 64 658 210 | 115 047 021 | 77,93 | 26 261 297 | 56 961 319 | 116,90 |
| Pakistan | 1 034 370 | 174 549 | -83,13 | 1 304 086 | 193 114 | -85,19 |
| Bangladesh | 1 936 154 | 630 146 | -67,45 | 823 150 | 310 962 | -62,22 |
| Sri Lanka | 466 740 | 2 862 700 | 513,34 | 188 499 | 1 530 681 | 712,04 |

**TABEL 6. PERKEMBANGAN EKSPOR INDONESIA MENURUT KOMODITI DAN NEGARA TUJUAN
JANUARI-FEBRUARI 2016 DAN 2017**

| KOMODITI / NEGARA TUJUAN | BERAT BERSIH (KG) | | PERUB | NILAI FOB (US \$) | | PERUB |
|----------------------------------|-------------------|---------------|---------------|--------------------|--------------------|---------------|
| | JAN-FEB 2016 | JAN-FEB 2017 | % | JAN-FEB 2016 | JAN-FEB 2017 | % |
| (1) | (2) | (3) | (4) | (5) | (6) | (7) |
| Iraq | 0 | 151 881 | - | 0 | 152 066 | - |
| Iran (Islamic Republic Of) | 0 | 8 | - | 0 | 200 | - |
| Saudi Arabia | 4 158 307 | 6 569 811 | 57,99 | 1 263 994 | 5 107 264 | 304,06 |
| Oman | 189 | 171 693 | 90 743,03 | 37 286 | 377 363 | 912,08 |
| Syria Arab Republic | 65 150 | 0 | -100,00 | 70 893 | 0 | -100,00 |
| Turkey | 654 150 | 134 614 | -79,42 | 784 550 | 226 719 | -71,10 |
| United Arab Emirates | 3 752 003 | 3 714 243 | -1,01 | 25 931 147 | 11 364 264 | -56,18 |
| Qatar | 791 296 | 1 080 | -99,86 | 458 893 | 4 293 | -99,06 |
| Bahrain | 42 470 | 0 | -100,00 | 95 669 | 0 | -100,00 |
| Egypt | 0 | 169 760 | - | 0 | 516 475 | - |
| Libyan Arab Jamahiriya | 101 080 | 0 | -100,00 | 82 633 | 0 | -100,00 |
| Algeria | 404 300 | 302 810 | -25,10 | 315 354 | 287 670 | -8,78 |
| Sudan | 74 | 0 | -100,00 | 7 671 | 0 | -100,00 |
| Ethiopia | 337 073 | 0 | -100,00 | 235 331 | 0 | -100,00 |
| Tanzania, United Rep. Of | 0 | 84 530 | - | 0 | 114 005 | - |
| Mozambique | 150 | 0 | -100,00 | 52 | 0 | -100,00 |
| Togo | 0 | 26 588 | - | 0 | 12 230 | - |
| Ghana | 0 | 76 010 | - | 0 | 402 120 | - |
| Angola | 126 690 | 64 436 | -49,14 | 103 886 | 835 172 | 703,93 |
| Congo | 0 | 228 480 | - | 0 | 213 853 | - |
| Cameroon | 9 600 | 0 | -100,00 | 16 192 | 0 | -100,00 |
| Nigeria | 221 340 | 109 310 | -50,61 | 161 578 | 130 625 | -19,16 |
| Gabon | 170 | 0 | -100,00 | 19 000 | 0 | -100,00 |
| Cote D'Ivoire | 614 | 9 600 | 1 463,52 | 5 072 | 15 872 | 212,91 |
| Burkina Faso | 40 988 | 787 012 | 1 820,09 | 70 449 | 1 544 620 | 2 092,52 |
| Seychelles | 0 | 15 | - | 0 | 370 | - |
| Djibouti | 21 750 | 0 | -100,00 | 24 360 | 0 | -100,00 |
| South Africa | 2 507 783 | 738 | -99,97 | 756 647 | 5 804 | -99,23 |
| Malawi | 6 | 0 | -100,00 | 900 | 0 | -100,00 |
| Mauritius | 851 588 | 624 268 | -26,69 | 1 032 174 | 681 840 | -33,94 |
| Australia | 10 596 735 | 13 561 108 | 27,97 | 37 447 666 | 7 075 924 | -81,10 |
| New Zealand | 677 537 | 2 161 369 | 219,00 | 443 258 | 1 760 423 | 297,15 |
| Palau | 300 | 0 | -100,00 | 71 | 0 | -100,00 |
| New Caledonia | 5 | 0 | -100,00 | 8 | 0 | -100,00 |
| Saint Vincent And The Grenadines | 0 | 16 400 | - | 0 | 16 651 | - |
| Vanuatu | 0 | 25 550 | - | 0 | 12 264 | - |
| American Samoa | 0 | 52 895 | - | 0 | 25 390 | - |
| Samoa | 0 | 53 187 | - | 0 | 25 018 | - |
| Solomon Islands | 0 | 107 111 | - | 0 | 48 232 | - |
| East Timor | 1 891 167 | 2 426 495 | 28,31 | 819 021 | 1 203 336 | 46,92 |
| United States | 3 446 847 | 4 345 846 | 26,08 | 8 211 356 | 7 993 882 | -2,65 |
| Canada | 905 754 | 396 169 | -56,26 | 1 697 686 | 271 603 | -84,00 |
| Mexico | 550 846 | 84 408 045 | 15 223,34 | 619 420 | 61 442 602 | 9 819,38 |
| Panama | 0 | 703 784 | - | 0 | 1 113 684 | - |
| Chile | 31 | 0 | -100,00 | 23 | 0 | -100,00 |
| Argentina | 7 | 76 152 | 1 087 785,71 | 76 | 289 428 | 380 726,84 |
| Brazil | 412 961 | 10 422 164 | 2 423,76 | 674 368 | 5 164 461 | 665,82 |
| Colombia | 0 | 32 055 | - | 0 | 53 027 | - |
| Bolivia | 38 640 | 0 | -100,00 | 114 000 | 0 | -100,00 |
| Uruguay | 0 | 124 800 | - | 0 | 60 434 | - |
| Ecuador | 0 | 24 440 | - | 0 | 52 744 | - |
| Martinique | 550 | 0 | -100,00 | 120 | 0 | -100,00 |
| Guadeloupe | 345 | 0 | -100,00 | 591 | 0 | -100,00 |
| Virgin Islands (British) | 612 936 | 0 | -100,00 | 367 761 | 0 | -100,00 |
| United Kingdom | 562 506 | 408 360 | -27,40 | 2 114 732 | 673 711 | -68,14 |
| Netherlands | 231 330 | 4 184 569 | 1 708,92 | 262 262 | 2 325 180 | 786,59 |
| France | 563 818 | 138 049 | -75,52 | 1 857 232 | 318 779 | -82,84 |
| Germany, Fed. Rep. Of | 305 448 | 182 396 | -40,29 | 852 590 | 523 695 | -38,58 |
| Austria | 1 260 | 0 | -100,00 | 11 543 | 0 | -100,00 |
| Belgium | 325 993 | 134 252 | -58,82 | 785 006 | 308 372 | -60,72 |
| Switzerland | 0 | 131 | - | 0 | 2 182 | - |
| Denmark | 25 222 | 0 | -100,00 | 55 525 | 0 | -100,00 |
| Norway | 62 585 | 20 440 | -67,34 | 630 985 | 74 622 | -88,17 |
| Sweden | 92 652 | 63 293 | -31,69 | 225 431 | 183 082 | -18,79 |
| Ireland | 26 345 | 0 | -100,00 | 56 126 | 0 | -100,00 |
| Italy | 1 266 917 | 2 070 774 | 63,45 | 2 873 566 | 4 628 823 | 61,08 |
| Spain | 835 336 | 4 995 702 | 498,05 | 1 253 897 | 3 067 664 | 144,65 |
| Portugal | 35 | 0 | -100,00 | 469 | 0 | -100,00 |
| Greece | 0 | 52 | - | 0 | 195 | - |
| Poland | 561 953 | 86 104 | -84,68 | 1 167 052 | 205 816 | -82,36 |
| Bulgaria | 120 142 | 36 673 | -69,48 | 179 277 | 107 361 | -40,11 |
| Lithuania | 22 614 | 0 | -100,00 | 34 046 | 0 | -100,00 |
| Malta | 60 | 0 | -100,00 | 128 | 0 | -100,00 |
| Slovenia | 31 240 | 30 993 | -0,79 | 62 967 | 63 022 | 0,09 |
| Russia Federation | 256 847 | 305 828 | 19,07 | 472 641 | 932 412 | 97,28 |
| LOGAM DASAR MULIA | 319 789 | 92 522 | -71,07 | 400 176 893 | 260 317 866 | -34,95 |
| Japan | 284 273 | 69 767 | -75,46 | 146 110 690 | 44 294 391 | -69,68 |
| Hongkong | 4 876 | 2 973 | -39,03 | 4 102 093 | 20 330 219 | 395,61 |
| China | 1 | 1 338 | 111 416,67 | 25 870 | 141 055 | 445,25 |
| Thailand | 6 575 | 3 022 | -54,04 | 3 039 502 | 1 653 551 | -45,60 |
| Singapore | 22 610 | 12 972 | -42,63 | 239 611 797 | 179 277 475 | -25,18 |
| Australia | 1 445 | 154 | -89,34 | 7 278 446 | 2 159 000 | -70,34 |
| United States | 7 | 4 | -40,30 | 8 242 | 180 | -97,82 |
| United Kingdom | 0 | 2 100 | - | 0 | 4 953 874 | - |
| France | 1 | 0 | -100,00 | 36 | 0 | -100,00 |
| Germany, Fed. Rep. Of | 1 | 5 | 380,40 | 217 | 7 973 | 3 574,03 |

**TABEL 6. PERKEMBANGAN EKSPOR INDONESIA MENURUT KOMODITI DAN NEGARA TUJUAN
JANUARI-FEBRUARI 2016 DAN 2017**

| KOMODITI / NEGARA TUJUAN | BERAT BERSIH (KG) | | PERUB | NILAI FOB (US \$) | | PERUB |
|--------------------------|-------------------|-------------------|--------------|--------------------|--------------------|---------------|
| | JAN-FEB 2016 | JAN-FEB 2017 | % | JAN-FEB 2016 | JAN-FEB 2017 | % |
| (1) | (2) | (3) | (4) | (5) | (6) | (7) |
| Switzerland | 0 | 188 | - | 0 | 7 500 148 | - |
| TEMBAGA | 44 553 524 | 47 691 179 | 7,04 | 202 908 014 | 264 668 475 | 30,44 |
| Japan | 1 069 673 | 1 400 097 | 30,89 | 4 602 482 | 6 983 230 | 51,73 |
| Hongkong | 412 489 | 144 672 | -64,93 | 1 829 235 | 743 535 | -59,35 |
| Korea, Republic Of | 1 197 802 | 2 766 339 | 130,95 | 4 840 807 | 13 352 530 | 175,83 |
| Taiwan | 2 958 556 | 3 263 724 | 10,31 | 12 941 618 | 17 044 409 | 31,70 |
| China | 6 842 502 | 8 393 397 | 22,67 | 29 431 716 | 42 250 624 | 43,55 |
| Papua New Guinea | 0 | 5 | - | 0 | 14 | - |
| Thailand | 6 038 218 | 7 171 643 | 18,77 | 27 740 036 | 41 035 688 | 47,93 |
| Singapore | 699 353 | 880 641 | 25,92 | 3 194 974 | 4 208 548 | 31,72 |
| Philippines | 858 601 | 858 468 | -0,02 | 4 199 397 | 5 205 214 | 23,95 |
| Malaysia | 11 647 287 | 10 243 865 | -12,05 | 53 524 373 | 58 819 603 | 9,89 |
| Myanmar | 0 | 140 000 | - | 0 | 843 212 | - |
| Vietnam | 6 652 106 | 6 409 145 | -3,65 | 30 505 674 | 36 442 220 | 19,46 |
| Maldives | 0 | 80 | - | 0 | 756 | - |
| India | 2 124 000 | 4 489 385 | 111,36 | 10 456 283 | 28 585 382 | 173,38 |
| Bangladesh | 459 975 | 705 170 | 53,31 | 2 180 850 | 4 048 473 | 85,64 |
| Sri Lanka | 11 909 | 3 425 | -71,24 | 50 626 | 17 006 | -66,41 |
| Oman | 0 | 350 | - | 0 | 11 026 | - |
| United Arab Emirates | 89 853 | 71 512 | -20,41 | 65 090 | 381 138 | 485,55 |
| Mozambique | 300 | 0 | -100,00 | 1 037 | 0 | -100,00 |
| Australia | 2 702 626 | 713 983 | -73,58 | 13 408 420 | 4 314 058 | -67,83 |
| New Zealand | 329 000 | 5 000 | -98,48 | 1 570 957 | 31 134 | -98,02 |
| East Timor | 2 116 | 285 | -86,53 | 1 483 | 261 | -82,40 |
| United States | 20 247 | 21 430 | 5,85 | 195 569 | 242 228 | 23,86 |
| Canada | 8 039 | 7 964 | -0,94 | 95 728 | 85 494 | -10,69 |
| Mexico | 420 000 | 0 | -100,00 | 2 032 870 | 0 | -100,00 |
| United Kingdom | 7 225 | 64 | -99,12 | 25 970 | 382 | -98,53 |
| Netherlands | 251 | 3 | -98,84 | 840 | 14 | -98,39 |
| France | 225 | 96 | -57,14 | 140 | 6 318 | 4 412,63 |
| Belgium | 9 | 11 | 25,84 | 33 | 296 | 792,01 |
| Switzerland | 0 | 261 | - | 0 | 1 518 | - |
| Sweden | 512 | 0 | -100,00 | 4 840 | 0 | -100,00 |
| Italy | 350 | 0 | -100,00 | 4 400 | 0 | -100,00 |
| Portugal | 200 | 0 | -100,00 | 1 054 | 0 | -100,00 |
| Greece | 0 | 164 | - | 0 | 14 167 | - |
| Vatican City State | 10 | 0 | -100,00 | 385 | 0 | -100,00 |
| Slovenia | 90 | 0 | -100,00 | 1 125 | 0 | -100,00 |
| TIMAH | 6 928 742 | 11 972 732 | 72,80 | 101 031 150 | 243 268 544 | 140,79 |
| Japan | 410 101 | 976 881 | 138,20 | 6 045 262 | 19 663 226 | 225,27 |
| Hongkong | 0 | 65 013 | - | 0 | 1 351 756 | - |
| Korea, Republic Of | 521 395 | 1 505 099 | 188,67 | 7 291 750 | 30 949 057 | 324,44 |
| Taiwan | 445 706 | 857 249 | 92,34 | 6 594 183 | 17 468 154 | 164,90 |
| China | 20 000 | 45 036 | 125,18 | 276 000 | 907 203 | 228,70 |
| Papua New Guinea | 30 | 0 | -100,00 | 237 | 0 | -100,00 |
| Thailand | 0 | 210 458 | - | 0 | 4 346 679 | - |
| Singapore | 2 496 553 | 4 519 225 | 81,02 | 36 487 451 | 92 233 005 | 152,78 |
| Malaysia | 2 600 | 27 625 | 962,50 | 56 114 | 563 878 | 904,88 |
| Vietnam | 19 935 | 0 | -100,00 | 315 970 | 0 | -100,00 |
| India | 851 596 | 804 203 | -5,57 | 12 005 989 | 14 989 655 | 24,85 |
| United States | 335 445 | 1 068 400 | 218,50 | 4 804 962 | 22 019 753 | 358,27 |
| United Kingdom | 1 250 000 | 25 090 | -97,99 | 19 053 325 | 495 520 | -97,40 |
| Netherlands | 375 254 | 1 374 184 | 266,20 | 5 170 493 | 28 119 266 | 443,84 |
| Italy | 175 112 | 175 054 | -0,03 | 2 584 194 | 3 606 461 | 39,56 |
| Spain | 25 016 | 299 412 | 1 096,88 | 345 221 | 6 158 852 | 1 684,03 |
| Poland | 0 | 19 804 | - | 0 | 396 080 | - |
| NIKEL | 13 364 925 | 14 931 648 | 11,72 | 71 820 350 | 98 301 336 | 36,87 |
| Japan | 13 199 946 | 14 922 613 | 13,05 | 70 534 318 | 98 240 325 | 39,28 |
| Korea, Republic Of | 130 000 | 0 | -100,00 | 1 129 027 | 0 | -100,00 |
| Singapore | 2 716 | 2 275 | -16,24 | 11 775 | 7 999 | -32,06 |
| Malaysia | 0 | 31 | - | 0 | 1 094 | - |
| India | 26 950 | 0 | -100,00 | 30 879 | 0 | -100,00 |
| Bangladesh | 0 | 180 | - | 0 | 7 500 | - |
| United Arab Emirates | 0 | 11 | - | 0 | 541 | - |
| United States | 4 | 6 538 | 181 511,11 | 618 | 43 876 | 6 999,72 |
| Brazil | 5 310 | 0 | -100,00 | 113 734 | 0 | -100,00 |
| ALUMINIUM | 17 912 812 | 23 268 446 | 29,90 | 40 300 088 | 54 568 714 | 35,41 |
| Japan | 956 303 | 246 361 | -74,24 | 1 897 783 | 638 463 | -66,36 |
| Hongkong | 33 710 | 750 | -97,78 | 74 603 | 2 563 | -96,56 |
| Korea, Republic Of | 1 120 850 | 1 968 745 | 75,65 | 1 569 922 | 3 142 151 | 100,15 |
| Taiwan | 438 386 | 416 114 | -5,08 | 1 597 484 | 1 616 249 | 1,17 |
| China | 232 587 | 104 275 | -55,17 | 470 698 | 203 988 | -56,66 |
| Papua New Guinea | 0 | 87 | - | 0 | 274 | - |
| Thailand | 1 177 199 | 504 782 | -57,12 | 2 923 018 | 1 783 752 | -38,98 |
| Singapore | 419 451 | 579 097 | 38,06 | 1 224 449 | 1 736 014 | 41,78 |
| Philippines | 1 269 515 | 1 505 890 | 18,62 | 2 437 551 | 2 945 601 | 20,84 |
| Malaysia | 2 244 359 | 1 365 400 | -39,16 | 5 072 245 | 2 860 528 | -43,60 |
| Vietnam | 1 800 895 | 1 274 060 | -29,25 | 3 523 510 | 2 553 970 | -27,52 |
| India | 321 843 | 119 231 | -62,95 | 849 125 | 647 244 | -23,78 |
| Pakistan | 46 015 | 15 468 | -66,38 | 144 807 | 75 400 | -47,93 |
| Bangladesh | 127 892 | 5 000 | -96,09 | 270 319 | 10 680 | -96,05 |
| Sri Lanka | 120 | 1 058 | 781,25 | 239 | 3 383 | 1 317,26 |
| Saudi Arabia | 15 844 | 0 | -100,00 | 25 650 | 0 | -100,00 |

**TABEL 6. PERKEMBANGAN EKSPOR INDONESIA MENURUT KOMODITI DAN NEGARA TUJUAN
JANUARI-FEBRUARI 2016 DAN 2017**

| KOMODITI / NEGARA TUJUAN | BERAT BERSIH (KG) | | PERUB | NILAI FOB (US \$) | | PERUB |
|-------------------------------|-------------------|--------------------|-----------------|-------------------|-------------------|-----------------|
| | JAN-FEB 2016 | JAN-FEB 2017 | % | JAN-FEB 2016 | JAN-FEB 2017 | % |
| | (1) | (2) | (3) | (4) | (5) | (6) |
| Turkey | 91 326 | 36 008 | -60,57 | 258 547 | 112 806 | -56,37 |
| United Arab Emirates | 88 | 0 | -100,00 | 140 | 0 | -100,00 |
| Bahrain | 0 | 71 117 | - | 0 | 113 133 | - |
| Egypt | 493 | 0 | -100,00 | 3 323 | 0 | -100,00 |
| Algeria | 0 | 898 748 | - | 0 | 1 746 325 | - |
| South Africa | 82 | 4 968 | 5 958,54 | 1 315 | 32 062 | 2 338,70 |
| Australia | 549 694 | 730 365 | 32,87 | 1 621 683 | 2 036 782 | 25,60 |
| New Zealand | 53 598 | 44 140 | -17,65 | 132 828 | 155 209 | 16,85 |
| Fiji | 12 393 | 14 469 | 16,75 | 31 237 | 36 947 | 18,28 |
| East Timor | 88 862 | 15 847 | -82,17 | 69 261 | 9 784 | -85,87 |
| United States | 5 686 100 | 12 012 549 | 111,26 | 12 602 284 | 28 035 990 | 122,47 |
| Canada | 310 468 | 370 651 | 19,38 | 799 009 | 900 214 | 12,67 |
| Mexico | 0 | 743 | - | 0 | 15 668 | - |
| Puerto Rico | 13 158 | 0 | -100,00 | 40 291 | 0 | -100,00 |
| United Kingdom | 162 443 | 289 215 | 78,04 | 693 461 | 1 180 601 | 70,25 |
| Netherlands | 308 876 | 40 322 | -86,95 | 839 314 | 108 418 | -87,08 |
| France | 43 633 | 8 103 | -81,43 | 101 872 | 70 241 | -31,05 |
| Germany, Fed. Rep. Of | 16 597 | 46 134 | 177,97 | 174 362 | 141 557 | -18,81 |
| Austria | 3 | 0 | -100,00 | 978 | 0 | -100,00 |
| Belgium | 305 823 | 518 000 | 69,38 | 625 799 | 1 472 991 | 135,38 |
| Italy | 63 875 | 60 747 | -4,90 | 217 894 | 179 361 | -17,68 |
| Spain | 330 | 0 | -100,00 | 5 087 | 0 | -100,00 |
| Hungary | 0 | 3 | - | 0 | 368 | - |
| LOGAM DASAR BUKAN BESI | 5 993 336 | 148 511 842 | 2 377,95 | 4 149 088 | 55 109 421 | 1 228,23 |
| Japan | 522 358 | 2 713 776 | 419,52 | 2 117 775 | 3 565 078 | 68,34 |
| Hongkong | 0 | 2 573 | - | 0 | 282 386 | - |
| Korea, Republic Of | 401 040 | 2 177 773 | 443,03 | 164 475 | 1 304 466 | 693,11 |
| Taiwan | 100 000 | 144 912 | 44,91 | 54 657 | 189 130 | 246,03 |
| China | 4 101 978 | 142 072 568 | 3 363,51 | 599 621 | 46 492 643 | 7 653,68 |
| Papua New Guinea | 0 | 105 | - | 0 | 1 109 | - |
| Thailand | 20 062 | 562 061 | 2 701,62 | 9 482 | 1 274 839 | 13 345,33 |
| Singapore | 30 793 | 95 047 | 208,66 | 10 894 | 512 634 | 4 605,65 |
| Philippines | 0 | 20 000 | - | 0 | 155 475 | - |
| Malaysia | 202 047 | 128 540 | -36,38 | 372 805 | 153 421 | -58,85 |
| Vietnam | 121 217 | 98 562 | -18,69 | 223 531 | 157 596 | -29,50 |
| India | 487 865 | 402 807 | -17,43 | 547 619 | 825 691 | 50,78 |
| Pakistan | 0 | 25 000 | - | 0 | 72 287 | - |
| South Africa | 51 | 51 | 0,00 | 500 | 500 | 0,00 |
| East Timor | 400 | 8 872 | 2 118,10 | 85 | 5 882 | 6 803,70 |
| Canada | 0 | 2 397 | - | 0 | 26 519 | - |
| Germany, Fed. Rep. Of | 5 525 | 5 418 | -1,94 | 47 643 | 80 005 | 67,93 |
| Spain | 0 | 51 380 | - | 0 | 9 762 | - |
| SENG | 701 807 | 1 074 064 | 53,04 | 878 594 | 2 186 300 | 148,84 |
| Japan | 138 855 | 119 362 | -14,04 | 182 815 | 280 702 | 53,54 |
| Korea, Republic Of | 119 075 | 0 | -100,00 | 27 607 | 0 | -100,00 |
| Taiwan | 48 961 | 19 958 | -59,24 | 97 374 | 29 937 | -69,26 |
| China | 176 702 | 434 626 | 145,97 | 225 203 | 799 966 | 255,22 |
| Papua New Guinea | 0 | 1 584 | - | 0 | 1 077 | - |
| Thailand | 0 | 5 000 | - | 0 | 18 670 | - |
| Singapore | 193 268 | 206 818 | 7,01 | 322 755 | 659 813 | 104,43 |
| Malaysia | 0 | 44 669 | - | 0 | 65 377 | - |
| India | 19 964 | 241 947 | 1 111,92 | 21 184 | 330 737 | 1 461,29 |
| East Timor | 4 982 | 100 | -97,99 | 1 656 | 20 | -98,79 |
| BAUKSIT | 361 422 | 360 112 | -0,36 | 32 317 | 79 406 | 145,71 |
| Japan | 40 000 | 360 000 | 800,00 | 446 | 76 317 | 17 030,25 |
| Hongkong | 73 | 0 | -100,00 | 4 200 | 0 | -100,00 |
| Korea, Republic Of | 121 349 | 0 | -100,00 | 16 139 | 0 | -100,00 |
| China | 180 000 | 112 | -99,94 | 8 348 | 3 089 | -63,00 |
| Thailand | 20 000 | 0 | -100,00 | 3 184 | 0 | -100,00 |
| BARANG DARI KAWAT | 15 223 274 | 17 956 101 | 17,95 | 27 532 837 | 30 422 843 | 10,50 |
| Japan | 4 333 152 | 2 986 168 | -31,09 | 8 234 422 | 5 922 964 | -28,07 |
| Hongkong | 7 662 | 41 566 | 442,46 | 13 392 | 83 895 | 526,44 |
| Korea, Republic Of | 219 220 | 118 032 | -46,16 | 154 959 | 191 770 | 23,76 |
| Taiwan | 233 503 | 142 563 | -38,95 | 493 846 | 316 581 | -35,89 |
| China | 30 778 | 393 457 | 1 178,37 | 142 496 | 522 960 | 267,00 |
| Papua New Guinea | 0 | 18 629 | - | 0 | 24 138 | - |
| Thailand | 2 920 657 | 3 922 252 | 34,29 | 5 200 607 | 6 961 410 | 33,86 |
| Singapore | 1 028 152 | 1 752 785 | 70,48 | 2 758 738 | 1 817 960 | -34,10 |
| Philippines | 398 825 | 576 480 | 44,54 | 728 171 | 1 200 467 | 64,86 |
| Malaysia | 796 171 | 1 215 993 | 52,73 | 1 503 815 | 2 010 441 | 33,69 |
| Myanmar | 655 | 19 633 | 2 896,09 | 7 855 | 53 012 | 574,89 |
| Vietnam | 668 791 | 1 389 598 | 107,78 | 1 103 104 | 2 657 106 | 140,88 |
| India | 495 454 | 654 391 | 32,08 | 927 201 | 1 302 125 | 40,44 |
| Pakistan | 16 007 | 3 443 | -78,49 | 31 663 | 66 923 | 111,36 |
| Sri Lanka | 0 | 43 184 | - | 0 | 45 483 | - |
| Iraq | 32 235 | 100 644 | 212,22 | 60 425 | 135 808 | 124,76 |
| Iran (Islamic Republic Of) | 0 | 21 884 | - | 0 | 76 590 | - |
| Saudi Arabia | 145 161 | 124 297 | -14,37 | 189 008 | 155 296 | -17,84 |
| Jordan | 0 | 6 460 | - | 0 | 18 939 | - |
| Oman | 0 | 45 000 | - | 0 | 50 888 | - |
| Turkey | 86 418 | 43 377 | -49,81 | 112 079 | 45 591 | -59,32 |
| United Arab Emirates | 350 182 | 307 369 | -12,23 | 565 850 | 490 144 | -13,38 |
| Qatar | 0 | 37 600 | - | 0 | 36 547 | - |

**TABEL 6. PERKEMBANGAN EKSPOR INDONESIA MENURUT KOMODITI DAN NEGARA TUJUAN
JANUARI-FEBRUARI 2016 DAN 2017**

| KOMODITI / NEGARA TUJUAN | BERAT BERSIH (KG) | | PERUB | NILAI FOB (US \$) | | PERUB |
|---|-------------------|-------------------|---------------|-------------------|-------------------|---------------|
| | JAN-FEB 2016 | JAN-FEB 2017 | % | JAN-FEB 2016 | JAN-FEB 2017 | % |
| | (1) | (2) | (3) | (4) | (5) | (6) |
| Bahrain | 20 740 | 0 | -100,00 | 22 753 | 0 | -100,00 |
| Kenya | 305 | 0 | -100,00 | 3 770 | 0 | -100,00 |
| Angola | 0 | 270 | - | 0 | 900 | - |
| South Africa | 46 215 | 73 259 | 58,52 | 116 324 | 156 961 | 34,93 |
| Australia | 943 583 | 1 085 196 | 15,01 | 1 030 127 | 1 526 631 | 48,20 |
| New Zealand | 275 078 | 303 065 | 10,17 | 481 102 | 532 730 | 10,73 |
| Guam | 9 700 | 0 | -100,00 | 12 536 | 0 | -100,00 |
| New Caledonia | 9 170 | 9 225 | 0,60 | 13 792 | 14 290 | 3,61 |
| Fiji | 46 | 3 400 | 7 372,53 | 3 220 | 7 683 | 138,61 |
| Solomon Islands | 0 | 3 845 | - | 0 | 7 112 | - |
| East Timor | 226 424 | 230 151 | 1,65 | 198 603 | 347 023 | 74,73 |
| United States | 1 675 816 | 1 470 557 | -12,25 | 2 519 736 | 2 778 463 | 10,27 |
| Canada | 91 192 | 50 558 | -44,56 | 341 825 | 323 906 | -5,24 |
| Venezuela | 0 | 7 | - | 0 | 126 | - |
| Argentina | 1 282 | 1 499 | 16,92 | 11 630 | 17 456 | 50,09 |
| Brazil | 35 | 1 515 | 4 202,24 | 1 545 | 26 565 | 1 619,98 |
| United Kingdom | 106 895 | 111 559 | 4,36 | 295 540 | 211 550 | -28,42 |
| Netherlands | 0 | 635 230 | - | 0 | 234 915 | - |
| France | 261 | 371 | 42,52 | 3 085 | 3 880 | 25,76 |
| Germany, Fed. Rep. Of | 422 | 885 | 109,98 | 57 323 | 16 478 | -71,25 |
| Belgium | 2 | 158 | 7 800,00 | 112 | 3 013 | 2 596,38 |
| Switzerland | 0 | 2 | - | 0 | 7 | - |
| Denmark | 305 | 0 | -100,00 | 1 898 | 0 | -100,00 |
| Norway | 52 300 | 0 | -100,00 | 188 680 | 0 | -100,00 |
| Sweden | 13 | 5 | -61,21 | 771 | 50 | -93,51 |
| Spain | 65 | 19 | -70,77 | 335 | 12 | -96,30 |
| Poland | 3 | 0 | -100,00 | 1 | 0 | -100,00 |
| Malta | 400 | 0 | -100,00 | 500 | 0 | -100,00 |
| Czech Republic | 0 | 65 | - | 0 | 1 530 | - |
| Russia Federation | 0 | 10 453 | - | 0 | 24 525 | - |
| KONSTRUKSI BERAT SIAP PASANG DARI BAJA | 16 533 793 | 11 435 784 | -30,83 | 29 175 039 | 16 034 641 | -45,04 |
| Hongkong | 725 | 0 | -100,00 | 2 956 | 0 | -100,00 |
| Taiwan | 0 | 1 | - | 0 | 3 | - |
| Singapore | 147 344 | 182 | -99,88 | 52 691 | 1 091 | -97,93 |
| Malaysia | 15 973 | 47 024 | 194,40 | 85 348 | 89 871 | 5,30 |
| Myanmar | 1 223 719 | 0 | -100,00 | 2 138 437 | 0 | -100,00 |
| Vietnam | 340 | 0 | -100,00 | 1 068 | 0 | -100,00 |
| United Arab Emirates | 174 | 10 091 | 5 686,06 | 953 | 39 945 | 4 092,70 |
| Australia | 610 000 | 18 134 | -97,03 | 1 400 000 | 15 286 | -98,91 |
| East Timor | 161 332 | 136 931 | -15,12 | 42 855 | 150 573 | 251,35 |
| United States | 12 454 810 | 11 223 421 | -9,89 | 19 420 645 | 15 737 872 | -18,96 |
| Germany, Fed. Rep. Of | 26 051 | 0 | -100,00 | 209 393 | 0 | -100,00 |
| Switzerland | 75 | 0 | -100,00 | 272 | 0 | -100,00 |
| Malta | 1 893 250 | 0 | -100,00 | 5 820 421 | 0 | -100,00 |
| BARANG DARI LOGAM SIAP PASANG UNTUK KONSTRUKSI | 12 468 415 | 5 084 535 | -59,22 | 58 495 582 | 11 233 925 | -80,80 |
| Japan | 179 840 | 603 378 | 235,51 | 493 153 | 990 072 | 100,76 |
| Hongkong | 0 | 4 589 | - | 0 | 23 946 | - |
| Korea, Republic Of | 801 | 19 550 | 2 340,70 | 5 743 | 22 400 | 290,07 |
| Taiwan | 1 600 | 0 | -100,00 | 9 500 | 0 | -100,00 |
| China | 250 904 | 92 446 | -63,15 | 133 216 | 982 643 | 637,63 |
| Papua New Guinea | 56 | 622 | 1 011,25 | 112 | 2 550 | 2 182,42 |
| Thailand | 63 972 | 153 766 | 140,36 | 107 962 | 406 005 | 276,06 |
| Singapore | 464 414 | 1 164 220 | 150,69 | 1 771 085 | 2 881 159 | 62,68 |
| Philippines | 3 200 | 142 709 | 4 359,66 | 7 656 | 261 369 | 3 313,91 |
| Malaysia | 669 307 | 1 296 531 | 93,71 | 900 177 | 2 406 760 | 167,37 |
| Brunei Darussalam | 0 | 18 757 | - | 0 | 43 356 | - |
| Vietnam | 56 896 | 16 472 | -71,05 | 133 568 | 53 430 | -60,00 |
| Maldives | 0 | 446 | - | 0 | 2 261 | - |
| India | 959 | 47 736 | 4 877,18 | 9 427 | 312 959 | 3 219,66 |
| Saudi Arabia | 0 | 2 738 | - | 0 | 22 180 | - |
| Qatar | 199 | 0 | -100,00 | 1 099 | 0 | -100,00 |
| Morocco | 2 070 838 | 44 000 | -97,88 | 3 610 371 | 23 715 | -99,34 |
| Algeria | 0 | 30 | - | 0 | 2 113 | - |
| Angola | 0 | 6 641 | - | 0 | 10 150 | - |
| Nigeria | 381 | 0 | -100,00 | 146 | 0 | -100,00 |
| Djibouti | 1 000 | 0 | -100,00 | 862 | 0 | -100,00 |
| Australia | 7 875 666 | 411 351 | -94,78 | 50 694 543 | 856 616 | -98,31 |
| Saint Vincent And The Grenadines | 0 | 13 715 | - | 0 | 465 505 | - |
| East Timor | 674 489 | 51 952 | -92,30 | 218 397 | 28 182 | -87,10 |
| United States | 33 649 | 35 538 | 5,62 | 30 572 | 55 169 | 80,46 |
| United Kingdom | 270 | 25 | -90,74 | 20 143 | 2 499 | -87,59 |
| Netherlands | 2 250 | 815 040 | 36 124,00 | 346 | 869 599 | 251 520,17 |
| France | 18 590 | 9 049 | -51,32 | 130 262 | 66 448 | -48,99 |
| Germany, Fed. Rep. Of | 76 974 | 74 398 | -3,35 | 28 360 | 25 423 | -10,35 |
| Switzerland | 15 188 | 33 291 | 119,19 | 98 883 | 157 441 | 59,22 |
| Italy | 6 972 | 20 942 | 200,37 | 90 000 | 234 260 | 160,29 |
| Poland | 0 | 4 504 | - | 0 | 24 652 | - |
| Russia Federation | 0 | 100 | - | 0 | 1 063 | - |
| ALAT POTONG DAN PERKAKAS TANGAN PERTUKANGAN | 1 557 163 | 1 121 258 | -27,99 | 14 869 896 | 10 856 855 | -26,99 |
| Japan | 304 351 | 144 975 | -52,37 | 2 266 085 | 2 047 885 | -9,63 |
| Hongkong | 259 | 3 905 | 1 407,88 | 55 800 | 83 162 | 49,04 |

TABEL 6. PERKEMBANGAN EKSPOR INDONESIA MENURUT KOMODITI DAN NEGARA TUJUAN
JANUARI-FEBRUARI 2016 DAN 2017

| KOMODITI / NEGARA TUJUAN | BERAT BERSIH (KG) | | PERUB | NILAI FOB (US \$) | | PERUB |
|---------------------------|-------------------|------------------|---------------|-------------------|-------------------|--------------|
| | JAN-FEB 2016 | JAN-FEB 2017 | % | JAN-FEB 2016 | JAN-FEB 2017 | % |
| | (1) | (2) | (3) | (4) | (5) | (6) |
| Korea, Republic Of | 43 567 | 12 644 | -70,98 | 138 418 | 49 250 | -64,42 |
| Taiwan | 37 549 | 16 724 | -55,46 | 189 451 | 43 328 | -77,13 |
| China | 62 414 | 31 803 | -49,05 | 569 117 | 568 009 | -0,19 |
| Papua New Guinea | 2 201 | 400 | -81,83 | 12 434 | 3 018 | -75,73 |
| Thailand | 60 188 | 146 873 | 144,02 | 1 971 375 | 1 158 227 | -41,25 |
| Singapore | 145 515 | 69 686 | -52,11 | 1 132 342 | 1 049 674 | -7,30 |
| Philippines | 2 139 | 6 645 | 210,61 | 113 141 | 182 156 | 61,00 |
| Malaysia | 181 938 | 186 096 | 2,29 | 2 147 606 | 1 997 951 | -6,97 |
| Myanmar | 40 004 | 0 | -100,00 | 1 021 040 | 0 | -100,00 |
| Brunei Darussalam | 283 | 0 | -100,00 | 238 | 0 | -100,00 |
| Vietnam | 44 663 | 46 596 | 4,33 | 834 021 | 480 317 | -42,41 |
| Maldives | 0 | 22 | - | 0 | 112 | - |
| India | 3 492 | 15 185 | 334,92 | 173 746 | 383 465 | 120,70 |
| Pakistan | 31 281 | 12 984 | -58,49 | 224 449 | 114 223 | -49,11 |
| Bangladesh | 1 029 | 0 | -100,00 | 44 611 | 0 | -100,00 |
| Iraq | 0 | 1 | - | 0 | 84 | - |
| Saudi Arabia | 14 845 | 350 | -97,64 | 26 158 | 1 950 | -92,55 |
| Oman | 40 | 0 | -100,00 | 5 392 | 0 | -100,00 |
| Turkey | 2 450 | 0 | -100,00 | 8 000 | 0 | -100,00 |
| United Arab Emirates | 185 | 80 357 | 43 261,21 | 3 322 | 170 224 | 5 024,13 |
| Qatar | 331 193 | 0 | -100,00 | 610 682 | 0 | -100,00 |
| Egypt | 0 | 4 009 | - | 0 | 29 768 | - |
| Sierra Leone | 6 620 | 0 | -100,00 | 8 250 | 0 | -100,00 |
| Senegal | 0 | 53 | - | 0 | 161 | - |
| Djibouti | 0 | 5 240 | - | 0 | 3 005 | - |
| South Africa | 0 | 6 214 | - | 0 | 12 267 | - |
| Zimbabwe | 224 | 0 | -100,00 | 1 800 | 0 | -100,00 |
| Australia | 5 649 | 12 129 | 114,73 | 30 466 | 104 571 | 243,24 |
| New Zealand | 10 120 | 5 452 | -46,12 | 125 535 | 63 717 | -49,24 |
| New Caledonia | 0 | 283 | - | 0 | 288 | - |
| East Timor | 23 087 | 103 511 | 348,35 | 21 947 | 59 570 | 171,43 |
| United States | 107 085 | 84 130 | -21,44 | 1 826 690 | 1 393 609 | -23,71 |
| Canada | 6 243 | 0 | -100,00 | 57 152 | 0 | -100,00 |
| Mexico | 675 | 4 086 | 505,27 | 10 888 | 113 512 | 942,52 |
| Panama | 19 305 | 19 028 | -1,43 | 94 923 | 93 684 | -1,30 |
| Chile | 16 189 | 6 770 | -58,18 | 154 532 | 61 195 | -60,40 |
| Argentina | 630 | 87 | -86,16 | 59 947 | 2 460 | -95,90 |
| Brazil | 1 145 | 515 | -55,00 | 33 495 | 11 063 | -66,97 |
| Colombia | 573 | 1 145 | 99,74 | 24 000 | 23 500 | -2,08 |
| Ecuador | 2 000 | 1 756 | -12,20 | 15 144 | 20 260 | 33,78 |
| Peru | 1 522 | 227 | -85,09 | 12 625 | 2 124 | -83,18 |
| United Kingdom | 33 | 909 | 2 637,95 | 8 995 | 41 806 | 364,77 |
| Netherlands | 25 888 | 84 484 | 226,34 | 271 389 | 301 136 | 10,96 |
| France | 1 367 | 24 | -98,27 | 90 446 | 254 | -99,72 |
| Germany, Fed. Rep. Of | 3 189 | 1 237 | -61,22 | 211 642 | 19 746 | -90,67 |
| Belgium | 9 130 | 2 | -99,98 | 86 533 | 43 | -99,95 |
| Switzerland | 0 | 2 | - | 0 | 168 | - |
| Norway | 0 | 150 | - | 0 | 24 779 | - |
| Sweden | 23 | 0 | -100,00 | 5 431 | 0 | -100,00 |
| Finland | 5 | 0 | -100,00 | 10 | 0 | -100,00 |
| Italy | 4 535 | 0 | -100,00 | 80 941 | 0 | -100,00 |
| Spain | 150 | 4 390 | 2 826,67 | 16 298 | 127 828 | 684,33 |
| Portugal | 1 | 0 | -100,00 | 24 | 0 | -100,00 |
| Hungary | 1 580 | 0 | -100,00 | 25 500 | 0 | -100,00 |
| Poland | 345 | 20 | -94,20 | 31 170 | 12 455 | -60,04 |
| Ukraine | 105 | 0 | -100,00 | 15 826 | 0 | -100,00 |
| Slovakia | 160 | 160 | 0,00 | 869 | 852 | -1,96 |
| PAKU, MUR DAN BAUT | 4 178 794 | 3 594 176 | -13,99 | 15 212 953 | 18 517 433 | 21,72 |
| Japan | 489 534 | 252 277 | -48,47 | 2 340 791 | 1 888 160 | -19,34 |
| Hongkong | 2 697 | 26 | -99,04 | 23 899 | 1 435 | -94,00 |
| Korea, Republic Of | 66 566 | 27 038 | -59,38 | 226 475 | 111 124 | -50,93 |
| Taiwan | 3 684 | 981 | -73,38 | 67 452 | 7 019 | -89,59 |
| China | 16 187 | 26 858 | 65,92 | 111 600 | 173 800 | 55,73 |
| Papua New Guinea | 171 074 | 161 730 | -5,46 | 566 977 | 381 754 | -32,67 |
| Thailand | 231 370 | 187 581 | -18,93 | 1 655 518 | 1 288 661 | -22,16 |
| Singapore | 116 212 | 55 966 | -51,84 | 602 628 | 473 723 | -21,39 |
| Philippines | 94 721 | 153 689 | 62,25 | 188 389 | 331 826 | 76,14 |
| Malaysia | 106 046 | 303 625 | 186,31 | 358 788 | 3 822 212 | 965,31 |
| Myanmar | 67 | 480 | 622,12 | 8 | 10 736 | 134 888,42 |
| Vietnam | 173 424 | 146 994 | -15,24 | 980 735 | 892 413 | -9,01 |
| Maldives | 0 | 131 | - | 0 | 1 742 | - |
| India | 31 019 | 59 612 | 92,18 | 259 092 | 538 988 | 108,03 |
| Pakistan | 944 | 1 507 | 59,68 | 4 630 | 12 687 | 173,99 |
| Iraq | 0 | 3 | - | 0 | 42 | - |
| Saudi Arabia | 1 354 | 182 050 | 13 340,98 | 3 142 | 220 064 | 6 905,00 |
| Kuwait | 6 | 0 | -100,00 | 923 | 0 | -100,00 |
| United Arab Emirates | 19 789 | 16 595 | -16,14 | 97 350 | 77 987 | -19,89 |
| Qatar | 0 | 1 374 | - | 0 | 48 058 | - |
| Egypt | 240 | 0 | -100,00 | 2 779 | 0 | -100,00 |
| Tanzania, United Rep. Of | 0 | 3 573 | - | 0 | 23 601 | - |
| Guinea | 0 | 11 446 | - | 0 | 98 812 | - |
| Nigeria | 17 | 0 | -100,00 | 182 | 0 | -100,00 |
| Cote D'Ivoire | 0 | 849 | - | 0 | 12 528 | - |
| Burkina Faso | 0 | 5 613 | - | 0 | 8 420 | - |
| Djibouti | 0 | 8 735 | - | 0 | 49 526 | - |
| South Africa | 190 155 | 33 709 | -82,27 | 230 289 | 132 302 | -42,55 |

**TABEL 6. PERKEMBANGAN EKSPOR INDONESIA MENURUT KOMODITI DAN NEGARA TUJUAN
JANUARI-FEBRUARI 2016 DAN 2017**

| KOMODITI / NEGARA TUJUAN | BERAT BERSIH (KG) | | PERUB | NILAI FOB (US \$) | | PERUB |
|--|-------------------|------------------|--------------|-------------------|------------------|---------------|
| | JAN-FEB 2016 | JAN-FEB 2017 | % | JAN-FEB 2016 | JAN-FEB 2017 | % |
| | (1) | (2) | (3) | (4) | (5) | (6) |
| Mauritius | 176 805 | 0 | -100,00 | 249 103 | 0 | -100,00 |
| Australia | 43 692 | 84 063 | 92,40 | 203 295 | 836 263 | 311,35 |
| New Zealand | 721 | 1 | -99,86 | 3 570 | 2 | -99,96 |
| New Caledonia | 24 566 | 13 610 | -44,60 | 122 787 | 64 284 | -47,65 |
| Solomon Islands | 28 195 | 10 316 | -63,41 | 139 687 | 37 613 | -73,07 |
| East Timor | 55 609 | 70 293 | 26,41 | 38 488 | 88 221 | 129,22 |
| United States | 63 544 | 26 310 | -58,60 | 292 274 | 99 668 | -65,90 |
| Canada | 2 700 | 1 | -99,96 | 26 575 | 468 | -98,24 |
| Mexico | 7 375 | 12 923 | 75,22 | 28 502 | 51 510 | 80,72 |
| Panama | 0 | 6 953 | - | 0 | 16 698 | - |
| Chile | 4 | 0 | -100,00 | 10 | 0 | -100,00 |
| Venezuela | 0 | 44 | - | 0 | 110 | - |
| Argentina | 562 | 1 096 | 95,19 | 16 882 | 143 158 | 747,99 |
| Brazil | 34 082 | 42 045 | 23,36 | 221 259 | 238 570 | 7,82 |
| United Kingdom | 265 188 | 116 335 | -56,13 | 715 460 | 281 279 | -60,69 |
| Netherlands | 148 947 | 302 562 | 103,13 | 604 442 | 1 309 712 | 116,68 |
| France | 20 743 | 14 089 | -32,08 | 95 416 | 67 578 | -29,17 |
| Germany, Fed. Rep. Of | 851 808 | 710 135 | -16,63 | 2 105 542 | 2 294 212 | 8,96 |
| Austria | 3 077 | 1 740 | -43,44 | 15 032 | 8 086 | -46,21 |
| Belgium | 334 824 | 225 419 | -32,68 | 1 303 854 | 878 629 | -32,61 |
| Switzerland | 6 498 | 6 496 | -0,03 | 39 630 | 44 164 | 11,44 |
| Denmark | 14 994 | 6 579 | -56,12 | 106 745 | 45 939 | -56,96 |
| Norway | 1 360 | 0 | -100,00 | 6 761 | 0 | -100,00 |
| Sweden | 124 451 | 208 598 | 67,61 | 691 890 | 1 004 224 | 45,14 |
| Finland | 4 616 | 34 873 | 655,50 | 18 775 | 152 151 | 710,40 |
| Ireland | 1 | 2 | 100,00 | 95 | 391 | 310,88 |
| Italy | 230 723 | 46 584 | -79,81 | 348 055 | 196 412 | -43,57 |
| Spain | 16 268 | 8 033 | -50,62 | 87 523 | 33 216 | -62,05 |
| Hungary | 0 | 1 483 | - | 0 | 5 933 | - |
| Poland | 420 | 0 | -100,00 | 2 461 | 0 | -100,00 |
| Lithuania | 0 | 1 134 | - | 0 | 10 998 | - |
| Malta | 320 | 0 | -100,00 | 1 696 | 0 | -100,00 |
| Slovakia | 1 595 | 8 | -99,52 | 5 497 | 295 | -94,63 |
| Russia Federation | 0 | 10 | - | 0 | 30 | - |
| PERALATAN DAPUR DAN PERALATAN MEJA DARI LOGAM | 1 238 340 | 1 227 605 | -0,87 | 8 461 547 | 7 129 509 | -15,74 |
| Japan | 54 621 | 34 641 | -36,58 | 349 692 | 222 580 | -36,35 |
| Hongkong | 980 | 1 196 | 22,09 | 4 804 | 6 329 | 31,76 |
| Korea, Republic Of | 14 248 | 1 796 | -87,40 | 151 701 | 6 531 | -95,69 |
| Taiwan | 502 | 5 836 | 1 062,47 | 2 463 | 43 567 | 1 669,13 |
| China | 1 959 | 1 001 | -48,90 | 13 872 | 5 528 | -60,15 |
| Papua New Guinea | 3 636 | 7 148 | 96,59 | 17 610 | 3 992 | -77,33 |
| Thailand | 5 303 | 462 | -91,29 | 50 572 | 2 829 | -94,41 |
| Singapore | 39 369 | 26 919 | -31,62 | 235 082 | 131 933 | -43,88 |
| Philippines | 1 821 | 1 075 | -40,98 | 14 995 | 730 | -95,13 |
| Malaysia | 12 851 | 16 053 | 24,92 | 23 732 | 81 902 | 245,11 |
| Myanmar | 0 | 3 527 | - | 0 | 39 598 | - |
| Vietnam | 0 | 2 643 | - | 0 | 27 675 | - |
| Maldives | 1 038 | 208 | -79,96 | 9 584 | 1 519 | -84,15 |
| India | 118 | 20 | -82,99 | 274 | 750 | 173,93 |
| Sri Lanka | 9 171 | 1 000 | -89,10 | 36 785 | 1 897 | -94,84 |
| Iraq | 0 | 2 309 | - | 0 | 10 262 | - |
| Saudi Arabia | 100 812 | 72 176 | -28,41 | 1 887 189 | 777 744 | -58,79 |
| Kuwait | 2 220 | 32 | -98,56 | 9 549 | 822 | -91,39 |
| Jordan | 0 | 1 816 | - | 0 | 14 966 | - |
| Lebanon | 3 650 | 3 985 | 9,18 | 38 954 | 46 253 | 18,74 |
| Oman | 0 | 7 257 | - | 0 | 25 215 | - |
| Turkey | 5 465 | 8 374 | 53,22 | 21 583 | 33 240 | 54,01 |
| United Arab Emirates | 9 891 | 12 457 | 25,95 | 46 543 | 85 093 | 82,83 |
| Morocco | 0 | 227 | - | 0 | 506 | - |
| Reunion | 0 | 24 | - | 0 | 266 | - |
| Togo | 68 | 4 | -94,12 | 30 | 9 | -69,59 |
| Angola | 6 | 0 | -100,00 | 252 | 0 | -100,00 |
| Cameroon | 24 | 0 | -100,00 | 77 | 0 | -100,00 |
| Nigeria | 0 | 6 050 | - | 0 | 5 816 | - |
| Cote D'Ivoire | 0 | 8 | - | 0 | 15 | - |
| Senegal | 11 411 | 187 | -98,36 | 76 455 | 1 166 | -98,47 |
| South Africa | 0 | 2 519 | - | 0 | 4 655 | - |
| Mauritius | 1 | 150 | 14 900,00 | 108 | 12 | -88,61 |
| Australia | 58 974 | 57 202 | -3,01 | 342 276 | 406 872 | 18,87 |
| New Zealand | 27 431 | 15 420 | -43,79 | 163 724 | 92 042 | -43,78 |
| Guam | 1 | 3 | 200,00 | 5 | 1 | -80,00 |
| New Caledonia | 0 | 2 554 | - | 0 | 17 421 | - |
| Saint Vincent And The Grenadines | 0 | 6 110 | - | 0 | 11 907 | - |
| Vanuatu | 0 | 12 | - | 0 | 14 | - |
| Wallis And Futuna Islands | 10 | 0 | -100,00 | 37 | 0 | -100,00 |
| Fiji | 0 | 750 | - | 0 | 1 147 | - |
| East Timor | 43 809 | 25 103 | -42,70 | 57 184 | 35 432 | -38,04 |
| United States | 618 741 | 583 076 | -5,76 | 3 153 916 | 3 093 295 | -1,92 |
| Canada | 17 456 | 9 298 | -46,73 | 101 709 | 89 437 | -12,07 |
| Mexico | 8 851 | 136 | -98,46 | 46 511 | 2 697 | -94,20 |
| Guatemala | 0 | 43 019 | - | 0 | 169 461 | - |
| Chile | 0 | 100 | - | 0 | 100 | - |
| Argentina | 0 | 560 | - | 0 | 1 256 | - |
| Puerto Rico | 294 | 10 | -96,60 | 800 | 258 | -67,71 |
| Dominican Republic | 0 | 500 | - | 0 | 369 | - |

**TABEL 6. PERKEMBANGAN EKSPOR INDONESIA MENURUT KOMODITI DAN NEGARA TUJUAN
JANUARI-FEBRUARI 2016 DAN 2017**

| KOMODITI / NEGARA TUJUAN | BERAT BERSIH (KG) | | PERUB | NILAI FOB (US \$) | | PERUB |
|--|-------------------|------------------|--------------|-------------------|-------------------|--------------|
| | JAN-FEB 2016 | JAN-FEB 2017 | % | JAN-FEB 2016 | JAN-FEB 2017 | % |
| | (1) | (2) | (3) | (4) | (5) | (6) |
| Costa Rica | 0 | 1 337 | - | 0 | 2 005 | - |
| Barbados | 5 | 0 | -100,00 | 61 | 0 | -100,00 |
| Martinique | 0 | 150 | - | 0 | 131 | - |
| Netherlands Antilles | 5 | 20 | 300,00 | 138 | 275 | 99,28 |
| Guadeloupe | 0 | 74 | - | 0 | 214 | - |
| United Kingdom | 8 643 | 35 103 | 306,14 | 67 396 | 248 485 | 268,69 |
| Netherlands | 10 028 | 4 952 | -50,62 | 138 670 | 9 349 | -93,26 |
| France | 15 060 | 47 484 | 215,29 | 139 663 | 227 191 | 62,67 |
| Germany, Fed. Rep. Of | 58 624 | 41 512 | -29,19 | 465 723 | 235 488 | -49,44 |
| Austria | 0 | 240 | - | 0 | 1 200 | - |
| Belgium | 36 414 | 56 183 | 54,29 | 367 412 | 475 097 | 29,31 |
| Switzerland | 2 770 | 3 001 | 8,35 | 35 525 | 32 115 | -9,60 |
| Denmark | 973 | 325 | -66,60 | 7 419 | 3 129 | -57,82 |
| Sweden | 6 995 | 14 721 | 110,45 | 37 962 | 79 466 | 109,33 |
| Finland | 2 | 0 | -100,00 | 9 | 0 | -100,00 |
| Italy | 17 086 | 23 286 | 36,29 | 69 902 | 139 195 | 99,13 |
| Spain | 8 113 | 18 631 | 129,64 | 84 044 | 85 424 | 1,64 |
| Portugal | 0 | 84 | - | 0 | 333 | - |
| Greece | 5 478 | 1 248 | -77,22 | 41 612 | 16 832 | -59,55 |
| Ukraine | 0 | 4 452 | - | 0 | 23 370 | - |
| Croatia | 271 | 466 | 71,96 | 468 | 614 | 31,09 |
| Slovenia | 2 205 | 4 612 | 109,15 | 9 260 | 18 251 | 97,11 |
| Russia Federation | 10 934 | 4 770 | -56,37 | 138 217 | 26 236 | -81,02 |
| PERALATAN UMUM | 1 855 694 | 1 948 714 | 5,01 | 10 171 347 | 11 204 690 | 10,16 |
| Japan | 994 847 | 859 581 | -13,60 | 4 114 879 | 3 957 231 | -3,83 |
| Hongkong | 40 165 | 59 652 | 48,52 | 158 082 | 207 762 | 31,43 |
| Korea, Republic Of | 1 228 | 24 458 | 1 891,11 | 6 722 | 96 970 | 1 342,50 |
| Taiwan | 4 821 | 12 164 | 152,32 | 29 264 | 145 657 | 397,73 |
| China | 16 144 | 6 778 | -58,02 | 110 458 | 41 904 | -62,06 |
| Papua New Guinea | 118 | 4 | -96,61 | 133 | 8 | -94,08 |
| Thailand | 309 616 | 320 499 | 3,51 | 1 842 635 | 1 769 403 | -3,97 |
| Singapore | 30 805 | 53 720 | 74,39 | 269 855 | 432 974 | 60,45 |
| Philippines | 27 470 | 113 297 | 312,44 | 143 614 | 420 671 | 192,92 |
| Malaysia | 141 704 | 182 393 | 28,71 | 823 616 | 1 064 636 | 29,26 |
| Brunei Darussalam | 2 | 0 | -100,00 | 35 | 0 | -100,00 |
| Vietnam | 74 259 | 128 493 | 73,03 | 515 066 | 1 065 337 | 106,83 |
| Maldives | 0 | 842 | - | 0 | 2 030 | - |
| India | 84 791 | 30 519 | -64,01 | 673 093 | 246 350 | -63,40 |
| Pakistan | 339 | 1 430 | 321,99 | 2 229 | 12 812 | 474,73 |
| Bangladesh | 0 | 411 | - | 0 | 4 222 | - |
| Sri Lanka | 120 | 320 | 166,67 | 1 525 | 3 125 | 104,92 |
| Saudi Arabia | 2 774 | 2 645 | -4,64 | 6 627 | 6 076 | -8,31 |
| Jordan | 1 | 0 | -100,00 | 37 | 0 | -100,00 |
| Lebanon | 621 | 0 | -100,00 | 2 790 | 0 | -100,00 |
| Oman | 0 | 72 | - | 0 | 1 800 | - |
| Turkey | 916 | 0 | -100,00 | 15 892 | 0 | -100,00 |
| United Arab Emirates | 1 174 | 1 302 | 10,92 | 8 003 | 5 286 | -33,95 |
| Qatar | 0 | 5 | - | 0 | 279 | - |
| Bahrain | 75 | 0 | -100,00 | 1 832 | 0 | -100,00 |
| Egypt | 2 | 3 | 87,50 | 16 | 177 | 980,84 |
| Tanzania, United Rep. Of | 6 | 0 | -100,00 | 35 | 0 | -100,00 |
| Togo | 0 | 40 | - | 0 | 53 | - |
| Nigeria | 25 | 0 | -100,00 | 50 | 0 | -100,00 |
| Cote D'Ivoire | 148 | 0 | -100,00 | 1 296 | 0 | -100,00 |
| Senegal | 18 | 0 | -100,00 | 216 | 0 | -100,00 |
| South Africa | 6 782 | 12 293 | 81,26 | 57 507 | 99 540 | 73,09 |
| Australia | 64 517 | 44 783 | -30,59 | 703 986 | 473 370 | -32,76 |
| New Zealand | 213 | 1 261 | 492,49 | 4 087 | 18 098 | 342,79 |
| New Caledonia | 0 | 214 | - | 0 | 2 416 | - |
| Fiji | 20 | 0 | -100,00 | 227 | 0 | -100,00 |
| East Timor | 29 079 | 44 568 | 53,27 | 15 638 | 10 780 | -31,06 |
| United States | 6 643 | 5 334 | -19,70 | 420 313 | 613 529 | 45,97 |
| Canada | 731 | 4 935 | 574,98 | 8 303 | 16 629 | 100,28 |
| Mexico | 318 | 172 | -45,91 | 20 989 | 18 965 | -9,64 |
| Panama | 0 | 3 | - | 0 | 252 | - |
| Venezuela | 0 | 269 | - | 0 | 3 071 | - |
| Argentina | 194 | 468 | 141,22 | 3 577 | 9 554 | 167,10 |
| Brazil | 2 579 | 12 014 | 365,80 | 81 115 | 280 661 | 246,00 |
| Colombia | 0 | 17 156 | - | 0 | 64 203 | - |
| United Kingdom | 590 | 244 | -58,64 | 9 592 | 3 390 | -64,66 |
| Netherlands | 0 | 1 372 | - | 0 | 10 625 | - |
| France | 3 206 | 2 310 | -27,94 | 57 020 | 39 236 | -31,19 |
| Germany, Fed. Rep. Of | 853 | 912 | 6,88 | 1 036 | 19 407 | 1 772,50 |
| Austria | 0 | 3 | - | 0 | 11 | - |
| Belgium | 1 530 | 1 020 | -33,30 | 24 319 | 22 995 | -5,44 |
| Denmark | 0 | 2 | - | 0 | 13 | - |
| Ireland | 0 | 6 | - | 0 | 421 | - |
| Italy | 4 594 | 311 | -93,23 | 15 238 | 6 164 | -59,55 |
| Spain | 364 | 0 | -100,00 | 488 | 0 | -100,00 |
| Poland | 0 | 430 | - | 0 | 6 204 | - |
| Bulgaria | 0 | 1 | - | 0 | 1 | - |
| Slovakia | 1 294 | 4 | -99,67 | 19 911 | 393 | -98,02 |
| EMBER, KALENG, DRUM DAN WADAH SEJENIS | | | | | | |
| DARI LOGAM | 2 177 352 | 2 847 622 | 30,78 | 7 455 178 | 7 436 307 | -0,25 |
| Japan | 335 645 | 186 011 | -44,58 | 838 357 | 656 170 | -21,73 |

**TABEL 6. PERKEMBANGAN EKSPOR INDONESIA MENURUT KOMODITI DAN NEGARA TUJUAN
JANUARI-FEBRUARI 2016 DAN 2017**

| KOMODITI / NEGARA TUJUAN | BERAT BERSIH (KG) | | PERUB | NILAI FOB (US \$) | | PERUB |
|--|-------------------|------------------|---------------|-------------------|------------------|---------------|
| | JAN-FEB 2016 | JAN-FEB 2017 | % | JAN-FEB 2016 | JAN-FEB 2017 | % |
| | (1) | (2) | (3) | (4) | (5) | (6) |
| Hongkong | 98 | 0 | -100,00 | 1 399 | 0 | -100,00 |
| Korea, Republic Of | 0 | 8 | - | 0 | 69 | - |
| Taiwan | 4 717 | 9 434 | 100,00 | 18 018 | 36 036 | 100,00 |
| China | 13 198 | 3 297 | -75,02 | 44 431 | 6 109 | -86,25 |
| Papua New Guinea | 436 853 | 327 798 | -24,96 | 1 601 427 | 1 163 333 | -27,36 |
| Thailand | 16 418 | 902 226 | 5 395,25 | 50 210 | 646 871 | 1 188,33 |
| Singapore | 86 334 | 266 968 | 209,23 | 183 163 | 102 093 | -44,26 |
| Philippines | 275 032 | 348 108 | 26,57 | 1 247 367 | 1 304 764 | 4,60 |
| Malaysia | 63 437 | 101 437 | 59,90 | 443 621 | 635 804 | 43,32 |
| Brunei Darussalam | 38 596 | 41 974 | 8,75 | 152 362 | 166 176 | 9,07 |
| Vietnam | 1 650 | 55 202 | 3 245,56 | 10 070 | 365 082 | 3 525,45 |
| Maldives | 82 | 72 | -12,41 | 342 | 1 080 | 215,52 |
| India | 110 157 | 98 484 | -10,60 | 303 059 | 279 500 | -7,77 |
| Saudi Arabia | 0 | 70 | - | 0 | 537 | - |
| Yemen | 403 380 | 0 | -100,00 | 694 419 | 0 | -100,00 |
| Oman | 0 | 34 437 | - | 0 | 212 718 | - |
| United Arab Emirates | 44 211 | 48 131 | 8,87 | 322 899 | 330 794 | 2,45 |
| Reunion | 0 | 4 144 | - | 0 | 15 608 | - |
| Nigeria | 21 733 | 38 290 | 76,18 | 124 051 | 222 417 | 79,29 |
| Mauritius | 72 861 | 194 987 | 167,62 | 341 162 | 433 206 | 26,98 |
| Australia | 9 563 | 470 | -95,08 | 38 907 | 1 125 | -97,11 |
| New Caledonia | 63 852 | 55 794 | -12,62 | 285 875 | 201 067 | -29,67 |
| Solomon Islands | 38 984 | 32 712 | -16,09 | 179 522 | 116 364 | -35,18 |
| East Timor | 27 744 | 51 972 | 87,33 | 13 021 | 100 075 | 668,58 |
| United States | 104 962 | 25 986 | -75,24 | 400 615 | 125 805 | -68,60 |
| United Kingdom | 570 | 353 | -38,16 | 27 597 | 5 377 | -80,52 |
| Netherlands | 3 340 | 2 450 | -26,65 | 16 789 | 7 980 | -52,47 |
| France | 0 | 50 | - | 0 | 202 | - |
| Germany, Fed. Rep. Of | 52 | 4 394 | 8 350,00 | 213 | 18 820 | 8 716,60 |
| Belgium | 32 | 78 | 142,24 | 3 700 | 755 | -79,59 |
| Norway | 378 | 0 | -100,00 | 1 425 | 0 | -100,00 |
| Sweden | 3 162 | 6 330 | 100,17 | 110 352 | 271 831 | 146,33 |
| Ireland | 0 | 5 733 | - | 0 | 7 875 | - |
| Italy | 50 | 0 | -100,00 | 46 | 0 | -100,00 |
| Spain | 260 | 0 | -100,00 | 760 | 0 | -100,00 |
| Portugal | 0 | 120 | - | 0 | 162 | - |
| Czech Republic | 0 | 103 | - | 0 | 500 | - |
| TANGKI, TANDON AIR DAN WADAH DARI LOGAM | 4 631 848 | 3 315 588 | -28,42 | 17 018 535 | 2 156 016 | -87,33 |
| Japan | 507 916 | 35 804 | -92,95 | 3 809 852 | 100 950 | -97,35 |
| Hongkong | 65 775 | 44 700 | -32,04 | 41 700 | 24 450 | -41,37 |
| Korea, Republic Of | 342 784 | 6 458 | -98,12 | 264 376 | 9 670 | -96,34 |
| Taiwan | 0 | 223 555 | - | 0 | 874 827 | - |
| China | 19 131 | 15 795 | -17,44 | 135 081 | 20 000 | -85,19 |
| Papua New Guinea | 0 | 260 | - | 0 | 260 | - |
| Thailand | 75 342 | 204 689 | 171,68 | 7 180 | 62 803 | 774,74 |
| Singapore | 950 252 | 1 917 651 | 101,80 | 1 528 925 | 150 985 | -90,12 |
| Malaysia | 1 111 141 | 687 955 | -38,09 | 4 174 814 | 55 225 | -98,68 |
| Vietnam | 47 268 | 19 821 | -58,07 | 167 998 | 89 034 | -47,00 |
| India | 2 090 | 4 848 | 131,96 | 20 688 | 13 875 | -32,93 |
| Sri Lanka | 343 | 0 | -100,00 | 3 069 | 0 | -100,00 |
| Saudi Arabia | 8 477 | 0 | -100,00 | 62 618 | 0 | -100,00 |
| Oman | 5 736 | 0 | -100,00 | 35 689 | 0 | -100,00 |
| United Arab Emirates | 13 522 | 29 696 | 119,62 | 93 686 | 199 567 | 113,02 |
| Morocco | 801 587 | 0 | -100,00 | 2 281 344 | 0 | -100,00 |
| Nigeria | 0 | 361 | - | 0 | 21 500 | - |
| Djibouti | 3 500 | 0 | -100,00 | 3 016 | 0 | -100,00 |
| Australia | 576 842 | 0 | -100,00 | 4 098 360 | 0 | -100,00 |
| East Timor | 32 168 | 5 705 | -82,27 | 12 267 | 9 490 | -22,64 |
| United States | 35 797 | 61 095 | 70,67 | 218 048 | 397 906 | 82,49 |
| United Kingdom | 3 500 | 4 137 | 18,21 | 13 627 | 23 568 | 72,95 |
| Netherlands | 0 | 16 000 | - | 0 | 15 565 | - |
| Germany, Fed. Rep. Of | 9 976 | 21 900 | 119,53 | 2 197 | 5 610 | 155,39 |
| Belgium | 18 700 | 15 159 | -18,94 | 44 000 | 80 729 | 83,47 |
| ALAT POTONG DAN PERKAKAS TANGAN RUMAH | | | | | | |
| TANGGA | 499 775 | 441 818 | -11,60 | 5 236 247 | 4 590 729 | -12,33 |
| Japan | 48 | 571 | 1 086,67 | 2 011 | 9 602 | 377,37 |
| Hongkong | 272 | 218 | -19,72 | 3 269 | 2 723 | -16,70 |
| Korea, Republic Of | 1 511 | 3 718 | 146,14 | 14 859 | 46 391 | 212,21 |
| Taiwan | 3 869 | 0 | -100,00 | 2 542 | 0 | -100,00 |
| China | 13 837 | 10 996 | -20,53 | 139 492 | 102 950 | -26,20 |
| Papua New Guinea | 420 | 2 | -99,51 | 150 | 9 | -94,00 |
| Thailand | 12 108 | 0 | -100,00 | 254 217 | 0 | -100,00 |
| Singapore | 7 249 | 7 817 | 7,84 | 101 630 | 107 658 | 5,93 |
| Philippines | 6 136 | 0 | -100,00 | 171 599 | 0 | -100,00 |
| Malaysia | 11 470 | 143 | -98,75 | 251 874 | 2 418 | -99,04 |
| Myanmar | 2 443 | 722 | -70,43 | 21 222 | 7 728 | -63,58 |
| Brunei Darussalam | 140 | 202 | 43,93 | 1 681 | 5 834 | 247,15 |
| Vietnam | 1 612 | 535 | -66,84 | 26 829 | 1 603 | -94,02 |
| Maldives | 20 | 11 | -45,00 | 40 | 103 | 157,50 |
| India | 0 | 2 | - | 0 | 42 | - |
| Sri Lanka | 418 | 237 | -43,34 | 3 625 | 2 102 | -42,02 |
| Saudi Arabia | 1 322 | 115 | -91,30 | 20 113 | 1 024 | -94,91 |
| Israel | 1 862 | 535 | -71,29 | 15 844 | 8 855 | -44,11 |
| Turkey | 3 852 | 1 460 | -62,10 | 34 779 | 13 250 | -61,90 |

**TABEL 6. PERKEMBANGAN EKSPOR INDONESIA MENURUT KOMODITI DAN NEGARA TUJUAN
JANUARI-FEBRUARI 2016 DAN 2017**

| KOMODITI / NEGARA TUJUAN | BERAT BERSIH (KG) | | PERUB | NILAI FOB (US \$) | | PERUB |
|---|-------------------|------------------|---------------|-------------------|------------------|---------------|
| | JAN-FEB 2016 | JAN-FEB 2017 | % | JAN-FEB 2016 | JAN-FEB 2017 | % |
| | (1) | (2) | (3) | (4) | (5) | (6) |
| United Arab Emirates | 1 | 412 | 41 126,00 | 161 | 2 579 | 1 499,98 |
| Qatar | 1 | 575 | 57 446,00 | 15 | 2 202 | 14 578,40 |
| Morocco | 0 | 89 | - | 0 | 727 | - |
| Nigeria | 9 880 | 3 411 | -65,48 | 19 760 | 10 676 | -45,97 |
| Australia | 174 | 150 | -13,86 | 2 496 | 6 001 | 140,40 |
| New Zealand | 30 | 61 | 104,61 | 296 | 1 379 | 365,53 |
| Northern Mariana Islands | 33 | 0 | -100,00 | 1 659 | 0 | -100,00 |
| Fiji | 0 | 34 | - | 0 | 449 | - |
| East Timor | 7 072 | 6 659 | -5,84 | 5 423 | 3 714 | -31,52 |
| United States | 192 137 | 232 579 | 21,05 | 2 160 549 | 2 606 304 | 20,63 |
| Canada | 9 026 | 4 606 | -48,97 | 93 746 | 86 609 | -7,61 |
| Mexico | 0 | 348 | - | 0 | 8 575 | - |
| Brazil | 0 | 4 630 | - | 0 | 48 590 | - |
| Costa Rica | 0 | 400 | - | 0 | 2 450 | - |
| United Kingdom | 4 969 | 4 843 | -2,54 | 58 380 | 65 926 | 12,93 |
| Netherlands | 2 293 | 11 | -99,52 | 1 471 | 15 | -98,98 |
| Germany, Fed. Rep. Of | 149 525 | 79 228 | -47,01 | 1 351 755 | 818 139 | -39,48 |
| Belgium | 5 404 | 0 | -100,00 | 62 709 | 0 | -100,00 |
| Switzerland | 9 221 | 19 131 | 107,47 | 119 430 | 158 924 | 33,07 |
| Denmark | 4 106 | 3 538 | -13,84 | 49 807 | 42 519 | -14,63 |
| Sweden | 15 018 | 6 072 | -59,57 | 97 247 | 43 740 | -55,02 |
| Italy | 13 363 | 43 052 | 222,18 | 112 394 | 328 392 | 192,18 |
| Spain | 2 | 0 | -100,00 | 29 | 0 | -100,00 |
| Greece | 0 | 4 703 | - | 0 | 40 518 | - |
| Slovakia | 8 933 | 0 | -100,00 | 33 144 | 0 | -100,00 |
| Russia Federation | 0 | 3 | - | 0 | 6 | - |
| GENERATOR UAP, BUKAN KETEL PEMANAS | 768 616 | 1 420 167 | 84,77 | 4 140 981 | 5 459 282 | 31,84 |
| Japan | 50 | 3 | -94,00 | 694 | 266 | -61,74 |
| Korea, Republic Of | 670 | 625 | -6,72 | 5 000 | 3 907 | -21,86 |
| Papua New Guinea | 55 | 0 | -100,00 | 611 | 0 | -100,00 |
| Thailand | 9 066 | 6 191 | -31,71 | 125 731 | 75 611 | -39,86 |
| Singapore | 4 377 | 0 | -100,00 | 66 694 | 0 | -100,00 |
| Philippines | 80 | 37 627 | 46 933,60 | 430 | 152 903 | 35 458,84 |
| Malaysia | 427 907 | 16 012 | -96,26 | 2 008 622 | 146 235 | -92,72 |
| Myanmar | 0 | 870 | - | 0 | 8 880 | - |
| Vietnam | 4 782 | 12 771 | 167,06 | 60 440 | 159 087 | 163,21 |
| Egypt | 0 | 1 344 591 | - | 0 | 4 887 551 | - |
| Liberia | 1 800 | 0 | -100,00 | 7 300 | 0 | -100,00 |
| Cameroon | 0 | 1 466 | - | 0 | 24 697 | - |
| United States | 319 825 | 0 | -100,00 | 1 864 005 | 0 | -100,00 |
| Italy | 0 | 11 | - | 0 | 146 | - |
| Malta | 3 | 0 | -100,00 | 1 454 | 0 | -100,00 |
| BARANG DARI LOGAM BUKAN ALUMINIUM SIAP PASANG | 273 523 | 1 199 780 | 338,64 | 372 676 | 1 126 417 | 202,25 |
| Papua New Guinea | 0 | 2 886 | - | 0 | 14 400 | - |
| Thailand | 0 | 4 708 | - | 0 | 12 904 | - |
| Singapore | 206 120 | 1 036 719 | 402,97 | 155 646 | 737 528 | 373,85 |
| Philippines | 1 564 | 0 | -100,00 | 13 931 | 0 | -100,00 |
| Malaysia | 0 | 5 717 | - | 0 | 44 329 | - |
| Myanmar | 28 370 | 28 394 | 0,08 | 75 524 | 73 550 | -2,61 |
| Israel | 1 800 | 0 | -100,00 | 651 | 0 | -100,00 |
| Australia | 3 034 | 1 977 | -34,84 | 7 994 | 3 160 | -60,47 |
| New Zealand | 0 | 159 | - | 0 | 830 | - |
| Solomon Islands | 0 | 90 875 | - | 0 | 198 274 | - |
| East Timor | 3 460 | 6 864 | 98,38 | 65 804 | 2 143 | -96,74 |
| United States | 2 640 | 1 033 | -60,88 | 3 087 | 1 803 | -41,58 |
| Suriname | 0 | 2 500 | - | 0 | 10 000 | - |
| United Kingdom | 0 | 220 | - | 0 | 200 | - |
| Netherlands | 1 960 | 8 109 | 313,72 | 867 | 9 543 | 1 000,82 |
| France | 835 | 650 | -22,16 | 4 978 | 1 176 | -76,38 |
| Germany, Fed. Rep. Of | 7 015 | 660 | -90,59 | 17 152 | 1 406 | -91,80 |
| Belgium | 1 550 | 1 872 | 20,77 | 898 | 717 | -20,17 |
| Sweden | 15 175 | 4 073 | -73,16 | 26 145 | 11 107 | -57,52 |
| Spain | 0 | 679 | - | 0 | 418 | - |
| Iceland | 0 | 1 686 | - | 0 | 2 932 | - |
| BARANG DARI LOGAM ALUMINIUM SIAP PASANG UNTUK KONSTRUKSI | 226 004 | 215 253 | -4,76 | 1 842 434 | 1 694 358 | -8,04 |
| Japan | 142 765 | 144 736 | 1,38 | 1 112 657 | 1 175 889 | 5,68 |
| Taiwan | 75 | 107 | 43,39 | 985 | 1 259 | 27,76 |
| China | 0 | 10 | - | 0 | 18 | - |
| Thailand | 10 671 | 19 968 | 87,12 | 118 166 | 163 214 | 38,12 |
| Singapore | 31 655 | 17 524 | -44,64 | 118 715 | 61 000 | -48,62 |
| Malaysia | 26 683 | 24 829 | -6,95 | 254 489 | 208 395 | -18,11 |
| Myanmar | 9 376 | 1 838 | -80,40 | 182 760 | 15 497 | -91,52 |
| Vietnam | 2 077 | 3 432 | 65,27 | 32 852 | 48 584 | 47,89 |
| India | 480 | 841 | 75,25 | 6 940 | 2 700 | -61,10 |
| Lebanon | 2 | 0 | -100,00 | 10 | 0 | -100,00 |
| Australia | 1 207 | 1 657 | 37,22 | 13 754 | 17 182 | 24,92 |
| East Timor | 965 | 312 | -67,67 | 1 095 | 620 | -43,38 |
| Belgium | 47 | 0 | -100,00 | 10 | 0 | -100,00 |
| BRANKAS, FILLING KANTOR DAN SEJENISNYA | 515 631 | 667 068 | 29,37 | 1 082 117 | 1 380 180 | 27,54 |

**TABEL 6. PERKEMBANGAN EKSPOR INDONESIA MENURUT KOMODITI DAN NEGARA TUJUAN
JANUARI-FEBRUARI 2016 DAN 2017**

| KOMODITI / NEGARA TUJUAN | BERAT BERSIH (KG) | | PERUB | NILAI FOB (US \$) | | PERUB |
|--|-------------------|-------------------|-----------------|-------------------|-------------------|------------------|
| | JAN-FEB 2016 | JAN-FEB 2017 | % | JAN-FEB 2016 | JAN-FEB 2017 | % |
| | (1) | (2) | (3) | (4) | (5) | (6) |
| Hongkong | 267 | 319 | 19,48 | 1 148 | 1 039 | -9,47 |
| Korea, Republic Of | 3 924 | 6 256 | 59,43 | 10 965 | 20 257 | 84,74 |
| Taiwan | 0 | 2 380 | - | 0 | 6 169 | - |
| China | 8 312 | 0 | -100,00 | 14 336 | 0 | -100,00 |
| Papua New Guinea | 20 | 0 | -100,00 | 290 | 0 | -100,00 |
| Thailand | 73 995 | 114 868 | 55,24 | 96 102 | 158 611 | 65,04 |
| Singapore | 4 627 | 1 718 | -62,88 | 6 352 | 11 904 | 87,40 |
| Philippines | 1 095 | 0 | -100,00 | 1 682 | 0 | -100,00 |
| Malaysia | 16 912 | 7 852 | -53,57 | 24 370 | 18 941 | -22,28 |
| Vietnam | 1 003 | 2 499 | 149,15 | 2 207 | 4 809 | 117,90 |
| Bangladesh | 467 | 0 | -100,00 | 1 238 | 0 | -100,00 |
| Saudi Arabia | 1 776 | 15 638 | 780,52 | 5 385 | 28 807 | 434,97 |
| Kuwait | 1 161 | 7 690 | 562,36 | 1 485 | 12 106 | 715,09 |
| Jordan | 0 | 5 452 | - | 0 | 6 227 | - |
| Lebanon | 31 411 | 16 384 | -47,84 | 49 971 | 17 390 | -65,20 |
| Turkey | 13 766 | 0 | -100,00 | 16 547 | 0 | -100,00 |
| United Arab Emirates | 6 780 | 31 876 | 370,15 | 17 890 | 62 523 | 249,48 |
| Bahrain | 17 010 | 0 | -100,00 | 9 743 | 0 | -100,00 |
| Cyprus | 0 | 12 043 | - | 0 | 18 693 | - |
| Libyan Arab Jamahiriya | 0 | 20 340 | - | 0 | 19 876 | - |
| Togo | 40 | 0 | -100,00 | 30 | 0 | -100,00 |
| Nigeria | 0 | 550 | - | 0 | 8 048 | - |
| Senegal | 0 | 103 | - | 0 | 200 | - |
| South Africa | 15 163 | 0 | -100,00 | 70 757 | 0 | -100,00 |
| Australia | 74 635 | 82 726 | 10,84 | 193 471 | 249 693 | 29,06 |
| New Zealand | 0 | 3 997 | - | 0 | 5 277 | - |
| Kiribati | 0 | 540 | - | 0 | 4 000 | - |
| East Timor | 13 481 | 14 224 | 5,51 | 10 876 | 17 239 | 58,50 |
| United States | 0 | 8 725 | - | 0 | 42 248 | - |
| Mexico | 0 | 599 | - | 0 | 5 491 | - |
| Saint Lucia | 0 | 6 651 | - | 0 | 8 984 | - |
| United Kingdom | 54 188 | 34 733 | -35,90 | 111 070 | 69 954 | -37,02 |
| Netherlands | 0 | 110 | - | 0 | 300 | - |
| France | 1 126 | 5 781 | 413,41 | 400 | 36 215 | 8 961,75 |
| Germany, Fed. Rep. Of | 105 872 | 204 831 | 93,47 | 252 463 | 388 809 | 54,01 |
| Belgium | 30 974 | 18 857 | -39,12 | 120 622 | 110 100 | -8,72 |
| Denmark | 17 500 | 17 500 | 0,00 | 11 703 | 11 230 | -4,04 |
| Finland | 6 | 0 | -100,00 | 15 | 0 | -100,00 |
| Ireland | 0 | 21 826 | - | 0 | 35 042 | - |
| Italy | 14 334 | 0 | -100,00 | 33 922 | 0 | -100,00 |
| Georgia | 5 786 | 0 | -100,00 | 17 075 | 0 | -100,00 |
| KEPERLUAN RUMAH TANGGA DARI LOGAM | 35 887 | 40 734 | 13,50 | 414 011 | 355 397 | -14,16 |
| Japan | 1 | 0 | -100,00 | 16 | 0 | -100,00 |
| Hongkong | 9 | 0 | -100,00 | 122 | 0 | -100,00 |
| Korea, Republic Of | 867 | 190 | -78,09 | 3 248 | 3 853 | 18,63 |
| China | 0 | 6 | - | 0 | 55 | - |
| Papua New Guinea | 0 | 22 | - | 0 | 60 | - |
| Thailand | 51 | 0 | -100,00 | 614 | 0 | -100,00 |
| Singapore | 570 | 2 127 | 273,15 | 4 220 | 18 039 | 327,47 |
| Philippines | 1 711 | 0 | -100,00 | 939 | 0 | -100,00 |
| Malaysia | 0 | 21 | - | 0 | 207 | - |
| Myanmar | 0 | 171 | - | 0 | 1 664 | - |
| Maldives | 101 | 65 | -35,64 | 1 993 | 101 | -94,93 |
| United Arab Emirates | 24 | 60 | 150,00 | 53 | 1 800 | 3 323,35 |
| Kenya | 1 | 0 | -100,00 | 8 | 0 | -100,00 |
| Australia | 11 849 | 14 170 | 19,59 | 106 532 | 137 398 | 28,97 |
| New Zealand | 150 | 1 032 | 588,25 | 373 | 7 843 | 2 002,90 |
| East Timor | 2 057 | 7 212 | 250,61 | 3 295 | 9 690 | 194,10 |
| United States | 15 292 | 12 362 | -19,16 | 149 423 | 124 413 | -16,74 |
| United Kingdom | 0 | 2 560 | - | 0 | 19 540 | - |
| Netherlands | 449 | 195 | -56,57 | 709 | 2 950 | 316,05 |
| France | 15 | 72 | 380,00 | 196 | 198 | 0,84 |
| Belgium | 25 | 28 | 11,36 | 26 | 4 007 | 15 353,61 |
| Denmark | 396 | 0 | -100,00 | 4 636 | 0 | -100,00 |
| Italy | 2 320 | 441 | -80,99 | 137 609 | 23 580 | -82,86 |
| ALAT POTONG DAN PERKAKAS TANGAN UNTUK | | | | | | |
| PERTANIAN | 442 | 29 461 | 6 562,74 | 12 034 | 45 338 | 276,73 |
| Japan | 24 | 44 | 86,17 | 890 | 5 168 | 480,59 |
| Papua New Guinea | 0 | 30 | - | 0 | 146 | - |
| Singapore | 235 | 423 | 79,67 | 5 805 | 12 244 | 110,93 |
| New Caledonia | 0 | 4 | - | 0 | 23 | - |
| East Timor | 156 | 28 929 | 18 443,92 | 401 | 27 052 | 6 652,98 |
| Netherlands | 0 | 1 | - | 0 | 44 | - |
| Belgium | 27 | 31 | 14,23 | 4 939 | 662 | -86,61 |
| SENJATA DAN AMUNISI | 32 | 338 | 967,39 | 1 050 | 230 178 | 21 821,73 |
| Singapore | 0 | 0 | -100,00 | 50 | 0 | -100,00 |
| Malaysia | 32 | 0 | -100,00 | 1 000 | 0 | -100,00 |
| United States | 0 | 338 | - | 0 | 230 178 | - |
| BARANG LOGAM LAINNYA | 17 437 597 | 11 136 949 | -36,13 | 48 944 400 | 27 212 888 | -44,40 |
| Japan | 2 063 988 | 2 497 077 | 20,98 | 5 536 538 | 5 899 673 | 6,56 |
| Hongkong | 6 768 | 2 189 | -67,65 | 84 922 | 115 212 | 35,67 |
| Korea, Republic Of | 35 737 | 6 108 | -82,91 | 264 915 | 63 883 | -75,89 |

TABEL 6. PERKEMBANGAN EKSPOR INDONESIA MENURUT KOMODITI DAN NEGARA TUJUAN
JANUARI-FEBRUARI 2016 DAN 2017

| KOMODITI / NEGARA TUJUAN | BERAT BERSIH (KG) | | PERUB | NILAI FOB (US \$) | | PERUB |
|----------------------------------|-------------------|--------------|----------|-------------------|--------------|----------|
| | JAN-FEB 2016 | JAN-FEB 2017 | % | JAN-FEB 2016 | JAN-FEB 2017 | % |
| | (1) | (2) | (3) | (4) | (5) | (6) |
| Taiwan | 8 679 | 21 991 | 153,40 | 45 518 | 15 929 | -65,01 |
| China | 71 038 | 66 771 | -6,01 | 223 963 | 232 334 | 3,74 |
| Papua New Guinea | 190 | 26 | -86,43 | 2 027 | 71 | -96,51 |
| Thailand | 367 020 | 393 651 | 7,26 | 1 371 936 | 1 741 067 | 26,91 |
| Singapore | 1 062 975 | 1 569 796 | 47,68 | 2 533 736 | 2 199 410 | -13,19 |
| Philippines | 33 480 | 89 473 | 167,24 | 165 545 | 721 236 | 335,67 |
| Malaysia | 385 178 | 891 670 | 131,50 | 607 459 | 1 050 472 | 72,93 |
| Myanmar | 311 | 134 | -56,89 | 1 846 | 19 321 | 946,49 |
| Cambodia | 132 | 0 | -100,00 | 764 | 0 | -100,00 |
| Brunei Darussalam | 1 260 | 159 | -87,38 | 302 | 2 940 | 872,56 |
| Vietnam | 46 285 | 156 244 | 237,57 | 279 153 | 370 566 | 32,75 |
| Maldives | 4 262 | 1 076 | -74,75 | 22 881 | 31 198 | 36,35 |
| India | 328 848 | 143 268 | -56,43 | 1 097 890 | 685 431 | -37,57 |
| Pakistan | 26 589 | 37 039 | 39,30 | 233 459 | 293 215 | 25,60 |
| Bangladesh | 1 168 | 2 803 | 139,99 | 6 756 | 16 439 | 143,34 |
| Sri Lanka | 3 005 | 230 | -92,36 | 11 250 | 3 525 | -68,67 |
| Iran (Islamic Republic Of) | 240 | 0 | -100,00 | 1 839 | 0 | -100,00 |
| Saudi Arabia | 1 868 | 1 363 | -27,02 | 6 059 | 3 445 | -43,14 |
| Israel | 1 550 | 494 | -68,13 | 1 710 | 5 244 | 206,61 |
| Kuwait | 768 | 84 | -89,06 | 1 856 | 1 184 | -36,21 |
| Oman | 95 | 522 | 449,47 | 1 683 | 5 603 | 232,98 |
| Turkey | 1 815 | 42 | -97,68 | 6 694 | 928 | -86,14 |
| United Arab Emirates | 7 293 | 425 | -94,18 | 9 260 | 5 941 | -35,85 |
| Qatar | 48 482 | 0 | -100,00 | 42 727 | 0 | -100,00 |
| Egypt | 858 | 547 | -36,23 | 2 923 | 1 214 | -58,47 |
| Morocco | 554 | 0 | -100,00 | 203 | 0 | -100,00 |
| Tunisia | 270 | 10 | -96,30 | 719 | 250 | -65,23 |
| Sudan | 31 382 | 0 | -100,00 | 91 800 | 0 | -100,00 |
| Ethiopia | 0 | 6 | - | 0 | 13 | - |
| Tanzania, United Rep. Of | 51 | 0 | -100,00 | 1 151 | 0 | -100,00 |
| Madagascar | 36 | 0 | -100,00 | 1 006 | 0 | -100,00 |
| Kenya | 8 | 0 | -100,00 | 155 | 0 | -100,00 |
| Reunion | 1 070 | 1 129 | 5,51 | 1 472 | 1 893 | 28,64 |
| Mozambique | 2 320 | 0 | -100,00 | 8 110 | 0 | -100,00 |
| Ghana | 0 | 124 200 | - | 0 | 442 974 | - |
| Angola | 0 | 1 307 | - | 0 | 4 800 | - |
| Gabon | 1 600 | 0 | -100,00 | 5 773 | 0 | -100,00 |
| Burkina Faso | 0 | 9 703 | - | 0 | 20 689 | - |
| Seychelles | 226 | 400 | 76,99 | 1 080 | 1 150 | 6,47 |
| Djibouti | 0 | 787 | - | 0 | 2 035 | - |
| South Africa | 6 624 | 2 966 | -55,22 | 13 903 | 5 743 | -58,69 |
| Malawi | 206 | 0 | -100,00 | 1 258 | 0 | -100,00 |
| Mauritius | 5 551 | 5 718 | 3,00 | 64 838 | 2 165 | -96,66 |
| Australia | 10 983 767 | 1 771 975 | -83,87 | 29 788 634 | 2 184 204 | -92,67 |
| New Zealand | 366 754 | 540 707 | 47,43 | 498 860 | 759 644 | 52,28 |
| Guam | 73 | 0 | -100,00 | 61 | 0 | -100,00 |
| Palau | 0 | 283 | - | 0 | 2 686 | - |
| New Caledonia | 225 | 206 | -8,44 | 434 | 5 122 | 1 080,91 |
| Northern Mariana Islands | 50 | 75 | 50,00 | 25 | 306 | 1 124,00 |
| Saint Vincent And The Grenadines | 0 | 200 | - | 0 | 74 | - |
| Vanuatu | 270 | 104 | -61,48 | 212 | 372 | 75,60 |
| Wallis And Futuna Islands | 0 | 29 | - | 0 | 2 601 | - |
| Cook Islands | 0 | 52 | - | 0 | 299 | - |
| Fiji | 539 | 198 | -63,20 | 6 571 | 3 192 | -51,42 |
| East Timor | 371 778 | 361 250 | -2,83 | 207 473 | 283 002 | 36,40 |
| United States | 240 252 | 375 073 | 56,12 | 961 534 | 3 349 030 | 248,30 |
| Canada | 10 525 | 5 122 | -51,34 | 73 217 | 32 420 | -55,72 |
| Mexico | 38 468 | 32 457 | -15,63 | 460 266 | 510 367 | 10,89 |
| Panama | 0 | 55 | - | 0 | 161 | - |
| Chile | 632 | 2 773 | 338,81 | 1 077 | 2 358 | 118,92 |
| Argentina | 1 267 | 1 310 | 3,39 | 6 365 | 5 315 | -16,50 |
| Brazil | 22 319 | 32 017 | 43,46 | 189 198 | 322 785 | 70,61 |
| Colombia | 0 | 575 | - | 0 | 3 079 | - |
| Uruguay | 400 | 0 | -100,00 | 1 339 | 0 | -100,00 |
| Paraguay | 350 | 0 | -100,00 | 36 | 0 | -100,00 |
| Bahamas | 0 | 5 | - | 0 | 92 | - |
| Puerto Rico | 0 | 10 | - | 0 | 116 | - |
| Belize | 648 | 0 | -100,00 | 2 013 | 0 | -100,00 |
| Dominican Republic | 690 | 283 | -59,05 | 462 | 3 514 | 659,89 |
| El Salvador | 0 | 7 | - | 0 | 103 | - |
| Costa Rica | 285 | 127 | -55,44 | 2 218 | 464 | -79,06 |
| Barbados | 40 | 10 | -75,00 | 441 | 15 | -96,60 |
| Aruba | 490 | 130 | -73,47 | 1 264 | 8 | -99,37 |
| Bermuda | 222 | 0 | -100,00 | 1 330 | 0 | -100,00 |
| Cape Verde | 0 | 2 | - | 0 | 10 859 | - |
| French Guiana | 0 | 6 | - | 0 | 4 | - |
| French Polynesia | 231 | 113 | -51,08 | 1 038 | 2 467 | 137,65 |
| Martinique | 362 | 647 | 78,73 | 156 | 1 526 | 875,25 |
| Netherlands Antilles | 42 | 125 | 197,62 | 1 446 | 138 | -90,46 |
| Guadeloupe | 371 | 758 | 104,31 | 2 614 | 1 695 | -35,14 |
| U.S. Virgin Islands | 940 | 0 | -100,00 | 1 150 | 0 | -100,00 |
| United Kingdom | 29 503 | 17 643 | -40,20 | 142 507 | 46 190 | -67,59 |
| Netherlands | 76 493 | 1 578 873 | 1 964,07 | 162 885 | 3 766 372 | 2 212,29 |
| France | 41 216 | 49 014 | 18,92 | 142 425 | 227 582 | 59,79 |
| Germany, Fed. Rep. Of | 75 709 | 104 260 | 37,71 | 448 952 | 590 757 | 31,59 |
| Austria | 2 025 | 449 | -77,83 | 3 464 | 7 551 | 117,94 |
| Belgium | 18 655 | 39 578 | 112,16 | 35 092 | 292 035 | 732,19 |

TABEL 6. PERKEMBANGAN EKSPOR INDONESIA MENURUT KOMODITI DAN NEGARA TUJUAN
JANUARI-FEBRUARI 2016 DAN 2017

| KOMODITI / NEGARA TUJUAN | BERAT BERSIH (KG) | | PERUB | NILAI FOB (US \$) | | PERUB |
|------------------------------|-------------------|-------------------|-------------|--------------------|--------------------|--------------|
| | JAN-FEB 2016 | JAN-FEB 2017 | % | JAN-FEB 2016 | JAN-FEB 2017 | % |
| | (1) | (2) | (3) | (4) | (5) | (6) |
| Switzerland | 848 | 2 948 | 247,64 | 7 914 | 5 815 | -26,52 |
| Denmark | 9 497 | 4 214 | -55,63 | 24 340 | 21 767 | -10,57 |
| Norway | 299 | 28 | -90,64 | 823 | 667 | -19,03 |
| Sweden | 10 540 | 11 857 | 12,50 | 45 406 | 60 656 | 33,59 |
| Finland | 4 | 10 | 150,00 | 39 | 103 | 162,31 |
| Ireland | 127 | 157 | 24,26 | 3 451 | 1 787 | -48,22 |
| Italy | 10 452 | 7 826 | -25,12 | 57 086 | 75 665 | 32,55 |
| Spain | 37 516 | 38 231 | 1,91 | 75 463 | 109 710 | 45,38 |
| Portugal | 194 | 140 | -27,84 | 1 743 | 780 | -55,26 |
| Greece | 4 512 | 3 698 | -18,05 | 71 468 | 43 509 | -39,12 |
| Hungary | 215 | 0 | -100,00 | 2 600 | 0 | -100,00 |
| Poland | 7 204 | 9 948 | 38,10 | 255 914 | 434 648 | 69,84 |
| Albania | 0 | 65 | - | 0 | 502 | - |
| Turkmenistan | 507 784 | 0 | -100,00 | 2 490 128 | 0 | -100,00 |
| Ukraine | 0 | 100 | - | 0 | 69 | - |
| Latvia | 0 | 45 | - | 0 | 326 | - |
| Croatia | 1 200 | 0 | -100,00 | 769 | 0 | -100,00 |
| Malta | 60 | 93 | 54,17 | 320 | 2 100 | 556,25 |
| Slovakia | 0 | 5 | - | 0 | 108 | - |
| Slovenia | 325 | 165 | -49,29 | 290 | 1 521 | 424,73 |
| Czech Republic | 1 380 | 103 | -92,54 | 4 441 | 315 | -92,91 |
| Russia Federation | 70 | 111 259 | 158 841,43 | 363 | 66 251 | 18 171,06 |
| Serbia | 0 | 150 | - | 0 | 892 | - |
| PERLENGKAPAN KOMPUTER | 12 864 691 | 13 459 509 | 4,62 | 231 236 930 | 273 665 750 | 18,35 |
| Japan | 1 369 387 | 1 972 801 | 44,06 | 26 122 206 | 35 290 381 | 35,10 |
| Hongkong | 62 723 | 38 763 | -38,20 | 1 325 435 | 935 004 | -29,46 |
| Korea, Republic Of | 112 198 | 63 910 | -43,04 | 1 302 494 | 1 058 689 | -18,72 |
| Taiwan | 112 382 | 170 845 | 52,02 | 1 691 301 | 2 675 236 | 58,18 |
| China | 371 759 | 476 804 | 28,26 | 6 247 125 | 8 074 004 | 29,24 |
| Papua New Guinea | 0 | 1 | - | 0 | 40 | - |
| Thailand | 175 625 | 128 486 | -26,84 | 4 375 091 | 2 368 206 | -45,87 |
| Singapore | 2 460 234 | 2 093 704 | -14,90 | 79 042 722 | 67 926 166 | -14,06 |
| Philippines | 92 637 | 67 748 | -26,87 | 2 494 591 | 957 163 | -61,63 |
| Malaysia | 2 250 263 | 58 221 | -97,41 | 1 172 591 | 1 033 780 | -11,84 |
| Myanmar | 199 | 36 | -81,93 | 6 945 | 7 200 | 3,67 |
| Cambodia | 1 566 | 206 | -86,85 | 37 140 | 2 950 | -92,06 |
| Brunei Darussalam | 39 | 0 | -100,00 | 1 325 | 0 | -100,00 |
| Nepal | 1 660 | 0 | -100,00 | 122 775 | 0 | -100,00 |
| Vietnam | 50 222 | 10 811 | -78,47 | 550 787 | 199 053 | -63,86 |
| India | 316 348 | 544 441 | 72,10 | 5 968 376 | 6 638 140 | 11,22 |
| Bangladesh | 3 342 | 1 900 | -43,15 | 113 032 | 45 635 | -59,63 |
| Sri Lanka | 0 | 5 | - | 0 | 2 041 | - |
| Saudi Arabia | 1 068 | 0 | -100,00 | 15 470 | 0 | -100,00 |
| Jordan | 13 | 0 | -100,00 | 35 | 0 | -100,00 |
| Yemen | 0 | 2 056 | - | 0 | 56 901 | - |
| Turkey | 0 | 7 | - | 0 | 500 | - |
| United Arab Emirates | 229 712 | 151 600 | -34,00 | 4 354 790 | 2 759 861 | -36,62 |
| Qatar | 3 600 | 0 | -100,00 | 95 145 | 0 | -100,00 |
| Libyan Arab Jamahiriya | 5 810 | 0 | -100,00 | 158 888 | 0 | -100,00 |
| Kenya | 0 | 10 701 | - | 0 | 238 564 | - |
| Senegal | 0 | 197 | - | 0 | 338 | - |
| Djibouti | 0 | 4 710 | - | 0 | 105 014 | - |
| South Africa | 2 417 | 48 | -98,01 | 28 920 | 6 811 | -76,45 |
| Australia | 266 678 | 276 954 | 3,85 | 4 371 819 | 4 313 220 | -1,34 |
| New Zealand | 0 | 14 720 | - | 0 | 240 573 | - |
| Kiribati | 510 | 0 | -100,00 | 943 | 0 | -100,00 |
| East Timor | 22 988 | 13 601 | -40,83 | 138 093 | 73 919 | -46,47 |
| United States | 2 715 004 | 4 167 165 | 53,49 | 51 374 109 | 79 226 335 | 54,21 |
| Canada | 1 346 | 2 | -99,85 | 45 912 | 1 368 | -97,02 |
| Mexico | 104 587 | 116 922 | 11,79 | 1 106 298 | 1 207 284 | 9,13 |
| Chile | 59 478 | 38 911 | -34,58 | 587 719 | 408 681 | -30,46 |
| Brazil | 68 399 | 105 970 | 54,93 | 782 669 | 2 128 276 | 171,93 |
| Colombia | 97 524 | 32 382 | -66,80 | 932 073 | 322 153 | -65,44 |
| Uruguay | 2 916 | 28 605 | 880,96 | 40 805 | 340 685 | 734,92 |
| Peru | 146 815 | 83 507 | -43,12 | 1 420 406 | 850 240 | -40,14 |
| Costa Rica | 13 717 | 10 627 | -22,53 | 141 869 | 124 497 | -12,25 |
| United Kingdom | 180 410 | 393 862 | 118,31 | 3 166 791 | 6 970 400 | 120,11 |
| Netherlands | 45 176 | 11 987 | -73,47 | 1 148 707 | 813 752 | -29,16 |
| France | 5 993 | 1 111 | -81,45 | 309 563 | 126 504 | -59,13 |
| Germany, Fed. Rep. Of | 1 487 609 | 2 334 001 | 56,90 | 28 275 467 | 41 889 147 | 48,15 |
| Austria | 424 | 585 | 37,85 | 21 339 | 28 260 | 32,43 |
| Belgium | 138 | 208 | 50,78 | 6 949 | 84 142 | 1 110,85 |
| Switzerland | 232 | 88 | -62,07 | 15 305 | 7 305 | -52,27 |
| Denmark | 49 | 0 | -100,00 | 2 883 | 0 | -100,00 |
| Norway | 0 | 3 200 | - | 0 | 813 136 | - |
| Sweden | 0 | 1 | - | 0 | 1 | - |
| Finland | 14 202 | 12 458 | -12,28 | 220 457 | 186 265 | -15,51 |
| Ireland | 3 739 | 6 003 | 60,54 | 1 461 033 | 2 422 133 | 65,78 |
| Italy | 4 | 0 | -100,00 | 164 | 0 | -100,00 |
| Spain | 470 | 905 | 92,53 | 31 109 | 68 042 | 118,72 |
| Hungary | 235 | 0 | -100,00 | 176 954 | 0 | -100,00 |
| Poland | 25 | 92 | 266,00 | 15 955 | 6 551 | -58,94 |
| Kazakhstan | 0 | 7 596 | - | 0 | 629 347 | - |
| Ukraine | 2 821 | 0 | -100,00 | 214 352 | 0 | -100,00 |
| Lithuania | 0 | 44 | - | 0 | 1 852 | - |

**TABEL 6. PERKEMBANGAN EKSPOR INDONESIA MENURUT KOMODITI DAN NEGARA TUJUAN
JANUARI-FEBRUARI 2016 DAN 2017**

| KOMODITI / NEGARA TUJUAN | BERAT BERSIH (KG) | | PERUB | NILAI FOB (US \$) | | PERUB |
|---|-------------------|------------------|--------------|--------------------|--------------------|--------------|
| | JAN-FEB 2016 | JAN-FEB 2017 | % | JAN-FEB 2016 | JAN-FEB 2017 | % |
| (1) | (2) | (3) | (4) | (5) | (6) | (7) |
| SEMI KONDUKTOR DAN KOMPONEN ELEKTRONIK LAINNYA | 2 731 630 | 3 099 850 | 13,48 | 204 135 674 | 194 293 517 | -4,82 |
| Japan | 89 831 | 92 053 | 2,47 | 12 921 586 | 13 764 552 | 6,52 |
| Hongkong | 182 738 | 186 158 | 1,87 | 23 903 359 | 24 804 649 | 3,77 |
| Korea, Republic Of | 100 583 | 84 878 | -15,61 | 2 496 552 | 3 030 625 | 21,39 |
| Taiwan | 37 927 | 25 347 | -33,17 | 10 047 396 | 6 215 025 | -38,14 |
| China | 90 437 | 93 498 | 3,38 | 9 661 996 | 10 561 756 | 9,31 |
| Papua New Guinea | 0 | 84 | - | 0 | 759 | - |
| Thailand | 116 042 | 120 221 | 3,60 | 1 919 251 | 2 498 334 | 30,17 |
| Singapore | 1 276 942 | 1 344 767 | 5,31 | 108 898 544 | 97 517 028 | -10,45 |
| Philippines | 26 026 | 71 817 | 175,94 | 2 875 410 | 2 326 412 | -19,09 |
| Malaysia | 251 842 | 338 206 | 34,29 | 10 484 043 | 11 553 688 | 10,20 |
| Vietnam | 36 976 | 41 917 | 13,36 | 395 248 | 475 768 | 20,37 |
| India | 33 056 | 22 829 | -30,94 | 436 027 | 774 039 | 77,52 |
| Sri Lanka | 241 | 178 | -26,01 | 4 232 | 1 067 | -74,79 |
| Saudi Arabia | 11 | 21 | 82,17 | 854 | 209 | -75,47 |
| Kuwait | 0 | 2 | - | 0 | 11 | - |
| Oman | 8 541 | 0 | -100,00 | 146 143 | 0 | -100,00 |
| Turkey | 4 122 | 3 701 | -10,21 | 44 824 | 34 795 | -22,37 |
| United Arab Emirates | 20 | 34 | 65,52 | 2 210 | 730 | -66,96 |
| Qatar | 3 | 2 | -20,00 | 50 | 74 | 48,20 |
| South Africa | 34 | 132 848 | 386 646,86 | 3 576 | 883 105 | 24 595,97 |
| Mauritius | 0 | 1 | - | 0 | 14 | - |
| Australia | 93 | 513 | 449,36 | 6 677 | 14 444 | 116,34 |
| New Caledonia | 0 | 435 | - | 0 | 11 626 | - |
| Kiribati | 125 | 0 | -100,00 | 235 | 0 | -100,00 |
| East Timor | 2 630 | 506 | -80,76 | 1 036 | 1 659 | 60,20 |
| United States | 115 493 | 118 994 | 3,03 | 5 616 933 | 6 575 589 | 17,07 |
| Canada | 12 607 | 359 | -97,15 | 161 604 | 35 513 | -78,02 |
| Mexico | 5 037 | 3 434 | -31,83 | 179 407 | 137 245 | -23,50 |
| Argentina | 33 047 | 0 | -100,00 | 561 295 | 0 | -100,00 |
| Brazil | 327 | 30 | -90,75 | 52 260 | 23 774 | -54,51 |
| Bolivia | 2 | 0 | -100,00 | 32 | 0 | -100,00 |
| Peru | 217 | 0 | -100,00 | 2 309 | 0 | -100,00 |
| Dominican Republic | 45 | 27 | -39,60 | 553 | 547 | -1,15 |
| United Kingdom | 22 533 | 3 445 | -84,71 | 842 503 | 827 402 | -1,79 |
| Netherlands | 24 129 | 187 100 | 675,40 | 1 416 699 | 2 631 069 | 85,72 |
| France | 116 | 1 081 | 834,95 | 31 292 | 133 177 | 325,60 |
| Germany, Fed. Rep. Of | 169 825 | 166 030 | -2,23 | 8 229 492 | 7 226 195 | -12,19 |
| Austria | 49 092 | 84 | -99,83 | 633 292 | 23 541 | -96,28 |
| Belgium | 11 160 | 740 | -93,37 | 516 967 | 62 076 | -87,99 |
| Switzerland | 308 | 3 080 | 901,38 | 16 753 | 135 633 | 709,61 |
| Denmark | 0 | 1 | - | 0 | 33 | - |
| Sweden | 148 | 51 | -65,23 | 18 231 | 13 870 | -23,92 |
| Finland | 338 | 129 | -61,89 | 34 602 | 22 200 | -35,84 |
| Ireland | 0 | 24 | - | 0 | 15 790 | - |
| Italy | 166 | 20 468 | 12 196,78 | 4 183 | 443 049 | 10 492,14 |
| Spain | 5 | 103 | 1 839,62 | 67 | 23 108 | 34 163,98 |
| Portugal | 192 | 71 | -63,23 | 10 355 | 53 649 | 418,09 |
| Hungary | 3 599 | 3 250 | -9,71 | 62 219 | 74 172 | 19,21 |
| Poland | 2 213 | 5 019 | 126,75 | 27 677 | 75 846 | 174,03 |
| Romania | 15 | 1 | -93,29 | 392 | 145 | -62,98 |
| Bulgaria | 1 964 | 2 422 | 23,35 | 234 427 | 313 616 | 33,78 |
| Estonia | 0 | 6 | - | 0 | 218 | - |
| Slovakia | 29 | 10 | -66,64 | 15 598 | 23 603 | 51,32 |
| Slovenia | 0 | 22 | - | 0 | 1 384 | - |
| Czech Republic | 18 960 | 23 750 | 25,26 | 825 502 | 948 790 | 14,93 |
| Russia Federation | 1 840 | 104 | -94,35 | 391 781 | 1 912 | -99,51 |
| TELEVISI DAN PERLENGKAPAN TELEVISI | 4 474 561 | 4 678 836 | 4,57 | 186 357 661 | 175 207 998 | -5,98 |
| Japan | 113 327 | 5 006 | -95,58 | 4 107 943 | 564 448 | -86,26 |
| Hongkong | 4 381 | 3 744 | -14,54 | 632 383 | 723 845 | 14,46 |
| Korea, Republic Of | 275 958 | 163 836 | -40,63 | 19 877 726 | 14 195 140 | -28,59 |
| Taiwan | 1 693 | 1 163 | -31,31 | 135 624 | 41 942 | -69,08 |
| China | 19 034 | 20 257 | 6,43 | 1 574 454 | 2 449 395 | 55,57 |
| Papua New Guinea | 59 | 20 | -66,10 | 444 | 24 | -94,51 |
| Thailand | 404 156 | 182 802 | -54,77 | 9 694 439 | 5 054 630 | -47,86 |
| Singapore | 153 909 | 148 137 | -3,75 | 5 210 533 | 4 699 863 | -9,80 |
| Philippines | 31 531 | 271 713 | 761,74 | 755 721 | 7 022 683 | 829,27 |
| Malaysia | 281 868 | 385 856 | 36,89 | 7 577 690 | 12 805 692 | 68,99 |
| Myanmar | 37 014 | 15 927 | -56,97 | 1 036 962 | 465 205 | -55,14 |
| Cambodia | 3 975 | 0 | -100,00 | 19 859 | 0 | -100,00 |
| Brunei Darussalam | 5 236 | 6 341 | 21,12 | 137 235 | 132 162 | -3,70 |
| Nepal | 25 | 0 | -100,00 | 2 443 | 0 | -100,00 |
| Vietnam | 215 616 | 4 805 | -97,77 | 5 727 702 | 290 999 | -94,92 |
| India | 34 252 | 30 778 | -10,14 | 949 869 | 750 635 | -20,97 |
| Sri Lanka | 46 410 | 29 258 | -36,96 | 1 239 841 | 699 920 | -43,55 |
| Iran (Islamic Republic Of) | 55 | 5 | -90,91 | 492 | 63 | -87,19 |
| Saudi Arabia | 0 | 2 560 | - | 0 | 1 600 | - |
| Israel | 35 | 0 | -100,00 | 680 | 0 | -100,00 |
| Turkey | 3 127 | 27 | -99,14 | 1 185 116 | 18 403 | -98,45 |
| United Arab Emirates | 9 284 | 4 730 | -49,06 | 274 815 | 261 996 | -4,66 |
| Egypt | 6 924 | 14 318 | 106,78 | 143 340 | 101 360 | -29,29 |
| Kenya | 12 | 7 956 | 66 200,00 | 261 | 284 194 | 108 786,54 |
| Togo | 427 | 20 | -95,32 | 699 | 75 | -89,27 |
| Ghana | 0 | 7 956 | - | 0 | 285 571 | - |

**TABEL 6. PERKEMBANGAN EKSPOR INDONESIA MENURUT KOMODITI DAN NEGARA TUJUAN
JANUARI-FEBRUARI 2016 DAN 2017**

| KOMODITI / NEGARA TUJUAN | BERAT BERSIH (KG) | | PERUB | NILAI FOB (US \$) | | PERUB |
|--|-------------------|------------------|---------------|--------------------|-------------------|--------------|
| | JAN-FEB 2016 | JAN-FEB 2017 | % | JAN-FEB 2016 | JAN-FEB 2017 | % |
| | (1) | (2) | (3) | (4) | (5) | (6) |
| Cameroon | 72 | 0 | -100,00 | 1 620 | 0 | -100,00 |
| Nigeria | 0 | 24 336 | - | 0 | 852 761 | - |
| Cote D'Ivoire | 54 | 0 | -100,00 | 388 | 0 | -100,00 |
| Senegal | 75 | 60 | -20,00 | 494 | 575 | 16,40 |
| South Africa | 1 071 | 86 542 | 7 980,62 | 21 453 | 3 076 010 | 14 238,31 |
| Rwanda | 0 | 374 | - | 0 | 13 439 | - |
| Australia | 239 776 | 137 033 | -42,85 | 7 402 665 | 3 415 213 | -53,87 |
| New Zealand | 29 265 | 43 238 | 47,74 | 849 484 | 1 084 772 | 27,70 |
| Kiribati | 385 | 149 | -61,30 | 700 | 4 500 | 542,86 |
| East Timor | 62 109 | 609 982 | 882,11 | 333 714 | 247 326 | -25,89 |
| United States | 1 039 249 | 1 532 685 | 47,48 | 47 343 815 | 66 548 913 | 40,57 |
| Canada | 44 304 | 51 352 | 15,91 | 3 447 140 | 3 769 152 | 9,34 |
| Mexico | 30 395 | 420 | -98,62 | 353 302 | 10 397 | -97,06 |
| Guatemala | 0 | 5 829 | - | 0 | 182 191 | - |
| Honduras | 0 | 27 | - | 0 | 1 997 | - |
| Panama | 19 592 | 6 688 | -65,86 | 757 466 | 206 304 | -72,76 |
| Chile | 139 | 923 | 562,25 | 8 070 | 68 369 | 747,25 |
| Argentina | 33 115 | 0 | -100,00 | 568 406 | 0 | -100,00 |
| Brazil | 30 968 | 2 948 | -90,48 | 264 058 | 72 891 | -72,40 |
| Colombia | 111 947 | 134 628 | 20,26 | 3 773 882 | 4 453 727 | 18,01 |
| Bolivia | 0 | 29 031 | - | 0 | 852 732 | - |
| Paraguay | 17 865 | 22 | -99,88 | 525 847 | 1 876 | -99,64 |
| Ecuador | 46 427 | 0 | -100,00 | 1 190 849 | 0 | -100,00 |
| Peru | 0 | 400 | - | 0 | 46 834 | - |
| Dominican Republic | 10 864 | 859 | -92,09 | 337 616 | 20 373 | -93,97 |
| El Salvador | 0 | 21 092 | - | 0 | 664 469 | - |
| Costa Rica | 0 | 21 003 | - | 0 | 713 954 | - |
| Turks And Caicos Islands | 4 800 | 0 | -100,00 | 171 996 | 0 | -100,00 |
| United Kingdom | 116 141 | 6 105 | -94,74 | 5 370 277 | 83 476 | -98,45 |
| Netherlands | 285 538 | 314 805 | 10,25 | 24 647 374 | 19 568 115 | -20,61 |
| France | 14 863 | 20 907 | 40,67 | 322 494 | 350 125 | 8,57 |
| Germany, Fed. Rep. Of | 48 585 | 41 414 | -14,76 | 4 140 714 | 2 335 555 | -43,60 |
| Austria | 22 | 0 | -100,00 | 133 | 0 | -100,00 |
| Belgium | 22 275 | 14 252 | -36,02 | 880 407 | 897 311 | 1,92 |
| Luxembourg | 27 832 | 27 013 | -2,94 | 834 054 | 756 092 | -9,35 |
| Norway | 77 126 | 19 003 | -75,36 | 2 694 760 | 803 747 | -70,17 |
| Sweden | 71 853 | 33 219 | -53,77 | 3 351 873 | 2 530 546 | -24,50 |
| Italy | 13 123 | 557 | -95,75 | 471 107 | 31 931 | -93,22 |
| Spain | 740 | 299 | -59,64 | 17 780 | 16 969 | -4,56 |
| Portugal | 13 471 | 0 | -100,00 | 354 798 | 0 | -100,00 |
| Greece | 147 298 | 0 | -100,00 | 3 825 029 | 0 | -100,00 |
| Hungary | 40 132 | 16 553 | -58,75 | 617 784 | 546 889 | -11,48 |
| Poland | 61 008 | 46 459 | -23,85 | 5 922 147 | 4 292 827 | -27,51 |
| Romania | 114 099 | 63 612 | -44,25 | 3 375 851 | 3 222 486 | -4,54 |
| Albania | 0 | 5 000 | - | 0 | 131 141 | - |
| Ukraine | 14 079 | 16 836 | 19,58 | 413 291 | 807 789 | 95,45 |
| Croatia | 10 896 | 0 | -100,00 | 317 767 | 0 | -100,00 |
| Slovakia | 9 847 | 12 821 | 30,20 | 239 035 | 434 600 | 81,81 |
| Czech Republic | 6 831 | 5 388 | -21,13 | 262 599 | 178 709 | -31,95 |
| Russia Federation | 8 026 | 17 761 | 121,28 | 659 152 | 1 061 071 | 60,98 |
| PERALATAN PEREKAM, PENERIMA DAN PENGGANDA AUDIO | 3 451 663 | 2 252 870 | -34,73 | 104 079 790 | 95 990 543 | -7,77 |
| Japan | 105 515 | 119 156 | 12,93 | 7 439 647 | 7 102 313 | -4,53 |
| Hongkong | 39 082 | 43 130 | 10,36 | 2 100 251 | 7 103 114 | 238,20 |
| Korea, Republic Of | 199 137 | 9 971 | -94,99 | 14 722 971 | 394 258 | -97,32 |
| Taiwan | 5 737 | 1 982 | -65,45 | 129 293 | 56 399 | -56,38 |
| China | 13 980 | 19 336 | 38,31 | 776 474 | 2 612 899 | 236,51 |
| Papua New Guinea | 0 | 5 | - | 0 | 100 | - |
| Thailand | 52 846 | 46 193 | -12,59 | 933 638 | 5 687 981 | 509,23 |
| Singapore | 77 583 | 50 519 | -34,88 | 2 836 603 | 2 182 332 | -23,07 |
| Philippines | 70 265 | 6 662 | -90,52 | 791 442 | 1 359 174 | 71,73 |
| Malaysia | 62 105 | 14 537 | -76,59 | 979 981 | 858 104 | -12,44 |
| Brunei Darussalam | 3 562 | 0 | -100,00 | 32 651 | 0 | -100,00 |
| Vietnam | 193 | 1 717 | 789,63 | 8 788 | 341 438 | 3 785,45 |
| India | 54 991 | 59 154 | 7,57 | 812 516 | 2 326 983 | 186,39 |
| Sri Lanka | 88 606 | 13 313 | -84,98 | 809 553 | 103 613 | -87,20 |
| Saudi Arabia | 44 381 | 695 | -98,43 | 472 859 | 11 304 | -97,61 |
| Israel | 5 705 | 0 | -100,00 | 87 970 | 0 | -100,00 |
| Kuwait | 4 512 | 1 158 | -74,33 | 28 429 | 19 098 | -32,82 |
| Lebanon | 415 | 0 | -100,00 | 7 348 | 0 | -100,00 |
| Oman | 4 633 | 158 | -96,58 | 30 267 | 2 681 | -91,14 |
| Turkey | 14 880 | 1 346 | -90,95 | 202 559 | 37 305 | -81,58 |
| United Arab Emirates | 120 846 | 64 300 | -46,79 | 2 310 533 | 2 152 512 | -6,84 |
| Morocco | 3 135 | 0 | -100,00 | 36 623 | 0 | -100,00 |
| Kenya | 2 904 | 0 | -100,00 | 36 670 | 0 | -100,00 |
| Togo | 0 | 18 | - | 0 | 38 | - |
| Nigeria | 6 123 | 6 | -99,90 | 70 478 | 48 | -99,93 |
| Senegal | 0 | 86 | - | 0 | 133 | - |
| Djibouti | 3 300 | 0 | -100,00 | 46 200 | 0 | -100,00 |
| South Africa | 29 096 | 5 802 | -80,06 | 524 574 | 167 783 | -68,02 |
| Mauritius | 12 590 | 0 | -100,00 | 142 951 | 0 | -100,00 |
| Australia | 88 453 | 46 424 | -47,52 | 2 775 527 | 2 109 277 | -24,00 |
| New Zealand | 11 717 | 9 861 | -15,84 | 292 123 | 338 322 | 15,82 |
| East Timor | 3 903 | 2 201 | -43,61 | 17 211 | 7 991 | -53,57 |
| United States | 703 900 | 688 927 | -2,13 | 25 756 378 | 28 426 844 | 10,37 |
| Canada | 38 927 | 40 802 | 4,82 | 1 514 156 | 1 697 205 | 12,09 |

**TABEL 6. PERKEMBANGAN EKSPOR INDONESIA MENURUT KOMODITI DAN NEGARA TUJUAN
JANUARI-FEBRUARI 2016 DAN 2017**

| KOMODITI / NEGARA TUJUAN | BERAT BERSIH (KG) | | PERUB | NILAI FOB (US \$) | | PERUB |
|---|-------------------|------------------|--------------|-------------------|-------------------|--------------|
| | JAN-FEB 2016 | JAN-FEB 2017 | % | JAN-FEB 2016 | JAN-FEB 2017 | % |
| | (1) | (2) | (3) | (4) | (5) | (6) |
| Mexico | 74 785 | 17 677 | -76,36 | 2 070 373 | 498 379 | -75,93 |
| Guatemala | 3 190 | 0 | -100,00 | 58 762 | 0 | -100,00 |
| Panama | 16 873 | 946 | -94,39 | 375 160 | 41 327 | -88,98 |
| Chile | 15 453 | 2 424 | -84,31 | 201 788 | 87 257 | -56,76 |
| Brazil | 5 941 | 1 | -99,98 | 132 266 | 56 | -99,96 |
| Colombia | 13 752 | 2 308 | -83,22 | 267 938 | 69 611 | -74,02 |
| Peru | 25 375 | 16 428 | -35,26 | 470 575 | 335 963 | -28,61 |
| United Kingdom | 69 338 | 97 875 | 41,16 | 1 714 334 | 2 459 027 | 43,44 |
| Netherlands | 114 707 | 112 780 | -1,68 | 5 736 602 | 4 891 694 | -14,73 |
| France | 258 352 | 147 524 | -42,90 | 4 323 229 | 3 439 200 | -20,45 |
| Germany, Fed. Rep. Of | 60 088 | 26 778 | -55,44 | 1 889 032 | 1 473 212 | -22,01 |
| Belgium | 150 056 | 200 132 | 33,37 | 4 576 412 | 6 653 868 | 45,39 |
| Switzerland | 0 | 83 | - | 0 | 93 420 | - |
| Denmark | 3 | 0 | -100,00 | 357 | 0 | -100,00 |
| Norway | 3 | 0 | -100,00 | 357 | 0 | -100,00 |
| Sweden | 63 130 | 36 993 | -41,40 | 1 448 824 | 1 003 217 | -30,76 |
| Italy | 97 663 | 51 117 | -47,66 | 1 993 186 | 1 346 249 | -32,46 |
| Spain | 61 608 | 50 795 | -17,55 | 1 298 670 | 1 232 739 | -5,08 |
| Portugal | 2 517 | 5 272 | 109,50 | 38 996 | 115 967 | 197,38 |
| Greece | 1 519 | 0 | -100,00 | 17 614 | 0 | -100,00 |
| Hungary | 12 448 | 16 765 | 34,68 | 161 060 | 285 999 | 77,57 |
| Poland | 290 811 | 28 932 | -90,05 | 4 141 665 | 820 893 | -80,18 |
| Bulgaria | 7 686 | 0 | -100,00 | 90 962 | 0 | -100,00 |
| Slovakia | 143 414 | 137 228 | -4,31 | 4 369 092 | 4 456 830 | 2,01 |
| Russia Federation | 89 932 | 53 353 | -40,67 | 1 975 875 | 1 586 383 | -19,71 |
| PERALATAN AUDIO DAN VIDEO ELEKTRONIK | | | | | | |
| LAINNYA | 5 916 287 | 5 635 328 | -4,75 | 62 704 776 | 57 004 674 | -9,09 |
| Japan | 529 801 | 494 529 | -6,66 | 5 257 627 | 5 154 778 | -1,96 |
| Hongkong | 111 254 | 46 626 | -58,09 | 1 675 428 | 1 036 677 | -38,12 |
| Korea, Republic Of | 95 025 | 90 773 | -4,47 | 2 096 154 | 1 223 040 | -41,65 |
| Taiwan | 9 593 | 8 206 | -14,46 | 96 688 | 87 156 | -9,86 |
| China | 386 537 | 469 322 | 21,42 | 5 592 175 | 4 526 869 | -19,05 |
| Papua New Guinea | 0 | 36 | - | 0 | 4 397 | - |
| Thailand | 103 620 | 56 736 | -45,25 | 1 573 700 | 609 425 | -61,27 |
| Singapore | 570 293 | 362 281 | -36,47 | 7 788 073 | 9 040 159 | 16,08 |
| Philippines | 4 535 | 577 | -87,27 | 70 052 | 6 090 | -91,31 |
| Malaysia | 148 260 | 149 745 | 1,00 | 1 930 426 | 1 465 802 | -24,07 |
| Myanmar | 2 934 | 2 582 | -11,98 | 20 845 | 18 746 | -10,07 |
| Brunei Darussalam | 440 | 0 | -100,00 | 4 968 | 0 | -100,00 |
| Vietnam | 122 190 | 227 177 | 85,92 | 2 956 765 | 4 215 427 | 42,57 |
| India | 93 567 | 113 565 | 21,37 | 822 856 | 935 912 | 13,74 |
| Pakistan | 0 | 8 370 | - | 0 | 63 289 | - |
| Bangladesh | 0 | 27 198 | - | 0 | 196 439 | - |
| Sri Lanka | 88 331 | 42 995 | -51,33 | 288 519 | 139 933 | -51,50 |
| Iraq | 0 | 10 363 | - | 0 | 57 349 | - |
| Iran (Islamic Republic Of) | 0 | 46 605 | - | 0 | 94 666 | - |
| Saudi Arabia | 186 | 18 155 | 9 670,72 | 517 | 60 573 | 11 627,45 |
| Israel | 1 864 | 196 | -89,49 | 24 396 | 2 764 | -88,67 |
| Yemen | 0 | 4 981 | - | 0 | 31 902 | - |
| Turkey | 3 744 | 3 429 | -8,40 | 16 376 | 40 671 | 148,36 |
| United Arab Emirates | 59 995 | 20 368 | -66,05 | 620 307 | 221 388 | -64,31 |
| Qatar | 24 | 0 | -100,00 | 311 | 0 | -100,00 |
| Egypt | 39 215 | 14 029 | -64,23 | 307 263 | 114 672 | -62,68 |
| Togo | 18 | 0 | -100,00 | 37 | 0 | -100,00 |
| Nigeria | 32 | 60 | 87,50 | 223 | 189 | -15,48 |
| Senegal | 630 | 119 | -81,15 | 47 | 294 | 527,14 |
| South Africa | 3 164 | 8 643 | 173,14 | 25 230 | 51 188 | 102,89 |
| Australia | 94 939 | 108 259 | 14,03 | 921 925 | 714 025 | -22,55 |
| New Zealand | 3 012 | 3 505 | 16,40 | 77 844 | 43 224 | -44,47 |
| Kiribati | 385 | 1 827 | 374,55 | 1 077 | 2 960 | 174,84 |
| East Timor | 32 255 | 20 645 | -36,00 | 84 373 | 37 083 | -56,05 |
| United States | 1 954 783 | 1 792 018 | -8,33 | 16 252 984 | 14 377 664 | -11,54 |
| Canada | 53 539 | 41 133 | -23,17 | 599 930 | 403 783 | -32,70 |
| Mexico | 136 192 | 200 600 | 47,29 | 872 889 | 1 879 316 | 115,30 |
| Panama | 12 971 | 12 879 | -0,71 | 80 705 | 91 636 | 13,54 |
| Chile | 0 | 1 980 | - | 0 | 14 929 | - |
| Brazil | 2 174 | 2 399 | 10,37 | 70 751 | 95 090 | 34,40 |
| Uruguay | 473 | 220 | -53,52 | 3 690 | 993 | -73,10 |
| Ecuador | 0 | 533 | - | 0 | 2 407 | - |
| Peru | 867 | 943 | 8,78 | 3 873 | 6 239 | 61,07 |
| Costa Rica | 4 | 0 | -100,00 | 117 | 0 | -100,00 |
| United Kingdom | 151 424 | 43 658 | -71,17 | 1 754 374 | 519 232 | -70,40 |
| Netherlands | 63 139 | 43 099 | -31,74 | 574 566 | 319 807 | -44,34 |
| France | 168 062 | 156 139 | -7,09 | 2 269 656 | 1 599 992 | -29,51 |
| Germany, Fed. Rep. Of | 440 688 | 441 584 | 0,20 | 4 489 031 | 3 869 436 | -13,80 |
| Austria | 0 | 6 810 | - | 0 | 38 172 | - |
| Belgium | 108 579 | 99 602 | -8,27 | 351 484 | 339 301 | -3,47 |
| Denmark | 46 440 | 34 688 | -25,31 | 426 078 | 292 679 | -31,31 |
| Sweden | 0 | 8 857 | - | 0 | 51 076 | - |
| Finland | 54 739 | 2 347 | -95,71 | 292 927 | 20 850 | -92,88 |
| Italy | 65 614 | 64 104 | -2,30 | 1 064 306 | 884 599 | -16,88 |
| Spain | 0 | 4 502 | - | 0 | 47 369 | - |
| Portugal | 0 | 8 172 | - | 0 | 45 806 | - |
| Greece | 0 | 2 738 | - | 0 | 25 631 | - |
| Hungary | 75 973 | 147 934 | 94,72 | 473 648 | 739 534 | 56,14 |
| Poland | 58 158 | 61 725 | 6,13 | 688 875 | 526 383 | -23,59 |

**TABEL 6. PERKEMBANGAN EKSPOR INDONESIA MENURUT KOMODITI DAN NEGARA TUJUAN
JANUARI-FEBRUARI 2016 DAN 2017**

| KOMODITI / NEGARA TUJUAN | BERAT BERSIH (KG) | | PERUB | NILAI FOB (US \$) | | PERUB |
|-------------------------------------|-------------------|------------------|---------------|-------------------|-------------------|--------------|
| | JAN-FEB 2016 | JAN-FEB 2017 | % | JAN-FEB 2016 | JAN-FEB 2017 | % |
| | (1) | (2) | (3) | (4) | (5) | (6) |
| Romania | 4 | 0 | -100,00 | 107 | 0 | -100,00 |
| Ukraine | 226 | 625 | 176,97 | 1 035 | 3 259 | 214,88 |
| Croatia | 106 | 0 | -100,00 | 729 | 0 | -100,00 |
| Slovakia | 14 819 | 66 623 | 349,58 | 131 063 | 394 365 | 200,90 |
| Slovenia | 400 | 0 | -100,00 | 21 320 | 0 | -100,00 |
| Czech Republic | 0 | 913 | - | 0 | 14 911 | - |
| Russia Federation | 1 070 | 26 602 | 2 387,09 | 26 436 | 203 130 | 668,38 |
| ALAT UKUR DAN ALAT UJI | 1 342 399 | 1 172 562 | -12,65 | 50 864 483 | 49 861 412 | -1,97 |
| Japan | 197 226 | 209 394 | 6,17 | 12 961 128 | 11 490 350 | -11,35 |
| Hongkong | 26 490 | 28 778 | 8,64 | 411 461 | 482 261 | 17,21 |
| Korea, Republic Of | 17 559 | 29 196 | 66,27 | 623 427 | 802 851 | 28,78 |
| Taiwan | 80 175 | 94 791 | 18,23 | 1 307 946 | 1 180 686 | -9,73 |
| China | 4 446 | 35 242 | 692,71 | 2 012 636 | 1 328 987 | -33,97 |
| Macau | 3 040 | 1 520 | -50,00 | 104 452 | 56 455 | -45,95 |
| Papua New Guinea | 25 | 1 048 | 4 090,00 | 9 | 4 741 | 49 966,17 |
| Thailand | 119 486 | 136 914 | 14,59 | 3 029 454 | 4 512 177 | 48,94 |
| Singapore | 174 396 | 97 696 | -43,98 | 9 169 639 | 6 802 719 | -25,81 |
| Philippines | 47 545 | 20 414 | -57,06 | 855 208 | 714 444 | -16,46 |
| Malaysia | 39 390 | 70 396 | 78,71 | 1 420 110 | 1 459 309 | 2,76 |
| Myanmar | 113 | 235 | 107,45 | 11 349 | 42 548 | 274,91 |
| Cambodia | 0 | 17 | - | 0 | 323 | - |
| Brunei Darussalam | 1 | 0 | -100,00 | 155 | 0 | -100,00 |
| Lao People'S Dem. Rep. | 171 | 58 | -66,06 | 212 | 1 521 | 617,86 |
| Vietnam | 107 271 | 111 169 | 3,63 | 1 467 535 | 2 115 952 | 44,18 |
| Maldives | 0 | 5 | - | 0 | 76 | - |
| India | 89 613 | 99 697 | 11,25 | 1 673 952 | 2 067 965 | 23,54 |
| Pakistan | 340 | 397 | 16,84 | 52 320 | 36 420 | -30,39 |
| Sri Lanka | 4 | 0 | -100,00 | 180 | 0 | -100,00 |
| Iraq | 0 | 3 | - | 0 | 10 447 | - |
| Iran (Islamic Republic Of) | 101 | 500 | 395,34 | 5 824 | 13 500 | 131,79 |
| Saudi Arabia | 34 | 342 | 894,13 | 1 805 | 4 775 | 164,45 |
| Kuwait | 0 | 421 | - | 0 | 13 867 | - |
| Lebanon | 7 | 0 | -100,00 | 13 | 0 | -100,00 |
| Oman | 0 | 150 | - | 0 | 42 342 | - |
| United Arab Emirates | 4 898 | 601 | -87,73 | 293 354 | 44 145 | -84,95 |
| Qatar | 2 | 0 | -100,00 | 83 | 0 | -100,00 |
| Egypt | 27 524 | 16 164 | -41,27 | 234 050 | 118 050 | -49,56 |
| Morocco | 30 575 | 21 783 | -28,75 | 334 260 | 223 596 | -33,11 |
| Tunisia | 0 | 20 | - | 0 | 1 343 | - |
| Togo | 30 | 8 | -73,33 | 22 | 38 | 68,92 |
| Congo | 0 | 1 | - | 0 | 2 | - |
| Cameroon | 5 200 | 1 | -99,98 | 126 389 | 319 | -99,75 |
| Cote D'Ivoire | 45 210 | 0 | -100,00 | 418 427 | 0 | -100,00 |
| Burkina Faso | 86 800 | 0 | -100,00 | 1 260 186 | 0 | -100,00 |
| Niger | 6 090 | 0 | -100,00 | 68 845 | 0 | -100,00 |
| Djibouti | 0 | 1 500 | - | 0 | 43 112 | - |
| South Africa | 20 316 | 35 017 | 72,36 | 62 549 | 113 202 | 80,98 |
| Australia | 7 212 | 3 520 | -51,19 | 378 865 | 290 343 | -23,37 |
| New Zealand | 1 561 | 5 | -99,68 | 27 521 | 94 | -99,66 |
| New Caledonia | 0 | 5 | - | 0 | 94 | - |
| East Timor | 8 146 | 16 365 | 100,90 | 18 990 | 27 544 | 45,05 |
| United States | 43 920 | 25 702 | -41,48 | 3 012 474 | 7 046 398 | 133,91 |
| Canada | 311 | 758 | 143,66 | 33 896 | 72 973 | 115,28 |
| Mexico | 239 | 284 | 19,04 | 26 894 | 11 276 | -58,07 |
| Cuba | 0 | 111 | - | 0 | 3 164 | - |
| Chile | 0 | 656 | - | 0 | 14 760 | - |
| Venezuela | 2 | 30 | 1 913,33 | 719 | 77 | -89,28 |
| Argentina | 588 | 447 | -24,07 | 18 802 | 24 098 | 28,16 |
| Brazil | 10 239 | 850 | -91,70 | 543 553 | 127 468 | -76,55 |
| United Kingdom | 3 518 | 769 | -78,16 | 639 716 | 44 264 | -93,08 |
| Netherlands | 4 876 | 9 057 | 85,75 | 556 952 | 825 272 | 48,18 |
| France | 10 218 | 2 427 | -76,25 | 304 207 | 108 487 | -64,34 |
| Germany, Fed. Rep. Of | 8 278 | 42 558 | 414,11 | 338 428 | 884 635 | 161,40 |
| Austria | 9 | 7 | -18,18 | 14 319 | 6 521 | -54,46 |
| Belgium | 7 897 | 6 219 | -21,25 | 405 884 | 607 230 | 49,61 |
| Switzerland | 125 | 127 | 1,50 | 78 362 | 15 504 | -80,22 |
| Denmark | 28 | 0 | -100,00 | 18 890 | 0 | -100,00 |
| Sweden | 272 | 272 | 0,13 | 8 794 | 11 461 | 30,32 |
| Finland | 23 | 0 | -100,00 | 530 | 0 | -100,00 |
| Ireland | 1 163 | 1 997 | 71,62 | 1 064 476 | 1 577 220 | 48,17 |
| Italy | 698 | 296 | -57,63 | 251 466 | 37 894 | -84,93 |
| Spain | 5 | 1 | -80,00 | 717 | 106 | -85,17 |
| Hungary | 40 631 | 825 | -97,97 | 391 953 | 21 873 | -94,42 |
| Poland | 53 674 | 45 680 | -14,89 | 4 435 476 | 4 325 938 | -2,47 |
| Kazakhstan | 15 | 0 | -100,00 | 4 284 | 0 | -100,00 |
| Ukraine | 0 | 4 | - | 0 | 514 | - |
| Slovakia | 4 628 | 0 | -100,00 | 375 574 | 0 | -100,00 |
| Czech Republic | 0 | 9 | - | 0 | 5 300 | - |
| Russia Federation | 46 | 105 | 128,26 | 5 762 | 42 381 | 635,51 |
| PERALATAN KOMUNIKASI LAINNYA | 583 317 | 629 932 | 7,99 | 30 300 730 | 33 477 536 | 10,48 |
| Japan | 59 851 | 68 767 | 14,90 | 2 862 258 | 3 441 406 | 20,23 |
| Hongkong | 55 206 | 38 958 | -29,43 | 3 528 603 | 4 775 777 | 35,34 |
| Korea, Republic Of | 18 809 | 35 431 | 88,38 | 782 212 | 1 632 501 | 108,70 |
| Taiwan | 2 362 | 1 690 | -28,44 | 73 480 | 44 839 | -38,98 |
| China | 30 386 | 68 741 | 126,23 | 2 453 124 | 1 402 072 | -42,85 |

**TABEL 6. PERKEMBANGAN EKSPOR INDONESIA MENURUT KOMODITI DAN NEGARA TUJUAN
JANUARI-FEBRUARI 2016 DAN 2017**

| KOMODITI / NEGARA TUJUAN | BERAT BERSIH (KG) | | PERUB | NILAI FOB (US \$) | | PERUB |
|---|-------------------|----------------|---------------|-------------------|------------------|---------------|
| | JAN-FEB 2016 | JAN-FEB 2017 | % | JAN-FEB 2016 | JAN-FEB 2017 | % |
| | (1) | (2) | (3) | (4) | (5) | (6) |
| Papua New Guinea | 339 | 10 916 | 3 119,19 | 7 244 | 400 116 | 5 423,60 |
| Thailand | 108 439 | 58 407 | -46,14 | 206 310 | 541 314 | 162,38 |
| Singapore | 46 394 | 85 842 | 85,03 | 6 370 602 | 8 000 445 | 25,58 |
| Philippines | 802 | 401 | -49,95 | 33 848 | 27 945 | -17,44 |
| Malaysia | 6 799 | 11 837 | 74,12 | 578 709 | 2 524 605 | 336,25 |
| Nepal | 700 | 0 | -100,00 | 57 300 | 0 | -100,00 |
| Vietnam | 1 914 | 24 737 | 1 192,45 | 141 821 | 502 152 | 254,07 |
| India | 981 | 469 | -52,19 | 17 227 | 12 336 | -28,39 |
| Pakistan | 120 | 2 | -98,34 | 10 656 | 55 | -99,48 |
| Bangladesh | 0 | 43 | - | 0 | 2 392 | - |
| Sri Lanka | 0 | 45 | - | 0 | 1 955 | - |
| Afghanistan | 2 800 | 1 400 | -50,00 | 84 000 | 27 800 | -66,90 |
| Iran (Islamic Republic Of) | 170 | 0 | -100,00 | 2 950 | 0 | -100,00 |
| Saudi Arabia | 5 | 38 | 639,61 | 21 | 5 451 | 26 046,19 |
| Israel | 0 | 125 | - | 0 | 3 100 | - |
| Kuwait | 0 | 3 | - | 0 | 204 | - |
| Lebanon | 0 | 1 | - | 0 | 86 | - |
| Oman | 400 | 0 | -100,00 | 7 164 | 0 | -100,00 |
| Turkey | 0 | 453 | - | 0 | 29 380 | - |
| United Arab Emirates | 5 370 | 6 443 | 19,97 | 1 738 896 | 1 288 126 | -25,92 |
| Egypt | 11 952 | 992 | -91,70 | 4 517 | 9 267 | 105,18 |
| Morocco | 8 480 | 0 | -100,00 | 300 720 | 0 | -100,00 |
| Togo | 22 | 12 | -45,45 | 102 | 41 | -59,56 |
| Senegal | 0 | 48 | - | 0 | 114 | - |
| Mauritania | 0 | 3 180 | - | 0 | 137 994 | - |
| Uganda | 1 265 | 0 | -100,00 | 23 400 | 0 | -100,00 |
| South Africa | 4 775 | 627 | -86,88 | 268 964 | 36 869 | -86,29 |
| Zambia | 6 000 | 0 | -100,00 | 110 967 | 0 | -100,00 |
| Australia | 7 690 | 4 418 | -42,55 | 117 921 | 337 772 | 186,44 |
| New Zealand | 275 | 207 | -24,60 | 23 876 | 20 351 | -14,77 |
| Kiribati | 75 | 0 | -100,00 | 905 | 0 | -100,00 |
| East Timor | 14 027 | 17 555 | 25,15 | 19 510 | 294 928 | 1 411,65 |
| United States | 45 950 | 25 500 | -44,50 | 2 311 505 | 1 119 362 | -51,57 |
| Canada | 43 | 5 | -87,82 | 16 735 | 28 | -99,83 |
| Mexico | 29 067 | 11 610 | -60,06 | 3 631 541 | 2 316 461 | -36,21 |
| Panama | 0 | 9 | - | 0 | 20 | - |
| Suriname | 0 | 11 931 | - | 0 | 44 373 | - |
| Chile | 141 | 0 | -100,00 | 10 209 | 0 | -100,00 |
| Argentina | 2 | 0 | -100,00 | 159 | 0 | -100,00 |
| Brazil | 85 | 5 329 | 6 133,72 | 2 722 | 48 061 | 1 665,66 |
| United Kingdom | 20 893 | 2 832 | -86,44 | 365 708 | 157 957 | -56,81 |
| Netherlands | 61 938 | 43 765 | -29,34 | 3 273 866 | 980 357 | -70,06 |
| France | 370 | 16 804 | 4 443,41 | 30 007 | 548 521 | 1 727,98 |
| Germany, Fed. Rep. Of | 8 759 | 37 352 | 326,45 | 443 910 | 2 062 923 | 364,72 |
| Belgium | 89 | 36 | -59,59 | 37 085 | 2 452 | -93,39 |
| Italy | 726 | 915 | 26,09 | 44 629 | 94 383 | 111,48 |
| Spain | 0 | 1 579 | - | 0 | 28 608 | - |
| Portugal | 0 | 90 | - | 0 | 55 107 | - |
| Hungary | 11 764 | 4 583 | -61,04 | 149 203 | 79 605 | -46,65 |
| Poland | 0 | 379 | - | 0 | 2 595 | - |
| Ukraine | 0 | 3 | - | 0 | 185 | - |
| Slovakia | 7 026 | 25 382 | 261,26 | 155 667 | 434 912 | 179,39 |
| Czech Republic | 60 | 0 | -100,00 | 480 | 0 | -100,00 |
| Russia Federation | 0 | 35 | - | 0 | 232 | - |
| KAMERA CINEMATOGRAFI PROYEKTOR DAN PERLENGKAPANNYA | 68 354 | 33 609 | -50,83 | 8 027 592 | 7 132 641 | -11,15 |
| Japan | 7 560 | 5 401 | -28,56 | 1 478 989 | 1 056 429 | -28,57 |
| Hongkong | 1 598 | 2 477 | 55,04 | 449 930 | 646 081 | 43,60 |
| Korea, Republic Of | 27 489 | 0 | -100,00 | 474 368 | 0 | -100,00 |
| Taiwan | 5 | 0 | -100,00 | 878 | 0 | -100,00 |
| China | 11 678 | 5 841 | -49,98 | 1 984 945 | 1 385 169 | -30,22 |
| Thailand | 45 | 0 | -100,00 | 26 651 | 0 | -100,00 |
| Singapore | 581 | 194 | -66,68 | 37 847 | 6 952 | -81,63 |
| Philippines | 3 473 | 3 461 | -0,33 | 305 720 | 316 948 | 3,67 |
| Malaysia | 123 | 654 | 431,38 | 73 295 | 97 834 | 33,48 |
| Vietnam | 0 | 4 | - | 0 | 803 | - |
| Iran (Islamic Republic Of) | 0 | 18 | - | 0 | 5 515 | - |
| Australia | 0 | 2 | - | 0 | 2 | - |
| East Timor | 4 727 | 236 | -95,01 | 934 | 452 | -51,65 |
| United States | 697 | 129 | -81,46 | 430 021 | 109 692 | -74,49 |
| Netherlands | 0 | 72 | - | 0 | 58 543 | - |
| France | 1 | 57 | 5 550,00 | 260 | 1 447 | 456,54 |
| Germany, Fed. Rep. Of | 46 | 56 | 21,61 | 25 331 | 53 633 | 111,73 |
| Belgium | 0 | 2 | - | 0 | 35 | - |
| Norway | 21 | 41 | 96,86 | 5 165 | 10 302 | 99,46 |
| Ireland | 35 | 8 | -77,04 | 4 286 | 3 895 | -9,12 |
| Hungary | 0 | 384 | - | 0 | 84 780 | - |
| Poland | 10 278 | 14 573 | 41,80 | 2 728 974 | 3 294 130 | 20,71 |
| PERALATAN ELEKTROMEDIKAL DAN ELEKTROTHERAPI | 317 000 | 350 293 | 10,50 | 5 217 140 | 5 406 434 | 3,63 |
| Japan | 14 518 | 14 057 | -3,17 | 535 231 | 435 594 | -18,62 |
| Korea, Republic Of | 2 800 | 0 | -100,00 | 78 594 | 0 | -100,00 |
| Taiwan | 0 | 1 953 | - | 0 | 47 810 | - |
| China | 11 802 | 2 073 | -82,44 | 256 180 | 102 294 | -60,07 |

TABEL 6. PERKEMBANGAN EKSPOR INDONESIA MENURUT KOMODITI DAN NEGARA TUJUAN
JANUARI-FEBRUARI 2016 DAN 2017

| KOMODITI / NEGARA TUJUAN | BERAT BERSIH (KG) | | PERUB | NILAI FOB (US \$) | | PERUB |
|--|-------------------|----------------|---------------|-------------------|------------------|---------------|
| | JAN-FEB 2016 | JAN-FEB 2017 | % | JAN-FEB 2016 | JAN-FEB 2017 | % |
| | (1) | (2) | (3) | (4) | (5) | (6) |
| Thailand | 0 | 1 202 | - | 0 | 27 174 | - |
| Singapore | 237 455 | 291 191 | 22,63 | 2 748 810 | 3 494 427 | 27,13 |
| East Timor | 0 | 9 | - | 0 | 1 764 | - |
| United States | 88 | 186 | 112,00 | 104 393 | 177 884 | 70,40 |
| France | 0 | 266 | - | 0 | 7 200 | - |
| Germany, Fed. Rep. Of | 47 496 | 39 292 | -17,27 | 1 406 772 | 1 087 942 | -22,66 |
| Belgium | 89 | 63 | -29,23 | 16 092 | 24 344 | 51,28 |
| Italy | 2 753 | 0 | -100,00 | 71 070 | 0 | -100,00 |
| KOMPUTER DAN PERLENGKAPAN KOMPUTER | 54 164 | 71 353 | 31,73 | 5 332 463 | 7 261 201 | 36,17 |
| Japan | 206 | 82 | -60,01 | 14 190 | 10 244 | -27,81 |
| Hongkong | 6 834 | 1 798 | -73,70 | 284 938 | 180 414 | -36,68 |
| Korea, Republic Of | 404 | 274 | -32,18 | 13 326 | 7 149 | -46,35 |
| Taiwan | 203 | 189 | -6,80 | 338 006 | 208 099 | -38,43 |
| China | 2 618 | 1 877 | -28,31 | 386 182 | 93 482 | -75,79 |
| Papua New Guinea | 1 | 22 | 2 100,00 | 155 | 9 943 | 6 298,49 |
| Thailand | 6 706 | 21 066 | 214,16 | 1 018 998 | 2 835 580 | 178,27 |
| Singapore | 6 914 | 9 987 | 44,44 | 723 448 | 1 082 067 | 49,57 |
| Philippines | 1 709 | 2 179 | 27,46 | 228 450 | 288 617 | 26,34 |
| Malaysia | 1 447 | 390 | -73,07 | 28 772 | 43 977 | 52,85 |
| Vietnam | 9 878 | 17 242 | 74,54 | 269 066 | 1 487 503 | 452,84 |
| Saudi Arabia | 24 | 9 | -64,06 | 295 | 60 | -79,55 |
| United Arab Emirates | 125 | 55 | -55,86 | 2 434 | 14 401 | 491,65 |
| Nigeria | 25 | 0 | -100,00 | 10 000 | 0 | -100,00 |
| Senegal | 0 | 63 | - | 0 | 37 | - |
| Djibouti | 0 | 25 | - | 0 | 15 673 | - |
| Australia | 0 | 500 | - | 0 | 3 750 | - |
| New Zealand | 0 | 30 | - | 0 | 60 | - |
| Vanuatu | 0 | 400 | - | 0 | 10 000 | - |
| East Timor | 6 905 | 7 878 | 14,10 | 122 999 | 63 912 | -48,04 |
| United States | 7 781 | 4 126 | -46,98 | 1 490 200 | 448 927 | -69,87 |
| Canada | 297 | 0 | -100,00 | 9 020 | 0 | -100,00 |
| Mexico | 245 | 0 | -100,00 | 98 992 | 0 | -100,00 |
| Argentina | 0 | 172 | - | 0 | 14 884 | - |
| United Kingdom | 0 | 36 | - | 0 | 720 | - |
| Netherlands | 0 | 27 | - | 0 | 1 507 | - |
| France | 1 483 | 1 715 | 15,62 | 185 955 | 145 784 | -21,60 |
| Germany, Fed. Rep. Of | 357 | 768 | 114,99 | 106 239 | 194 220 | 82,82 |
| Belgium | 3 | 1 | -62,96 | 800 | 5 | -99,38 |
| Switzerland | 0 | 19 | - | 0 | 652 | - |
| Ireland | 0 | 414 | - | 0 | 98 033 | - |
| Italy | 0 | 12 | - | 0 | 1 500 | - |
| MEDIA MAGNETIK DAN OPTIK | 211 047 | 133 770 | -36,62 | 1 271 619 | 966 187 | -24,02 |
| Japan | 168 257 | 119 177 | -29,17 | 691 619 | 608 154 | -12,07 |
| Hongkong | 21 353 | 9 534 | -55,35 | 180 265 | 169 319 | -6,07 |
| Taiwan | 8 023 | 1 263 | -84,26 | 60 394 | 9 884 | -83,63 |
| China | 85 | 93 | 9,55 | 2 322 | 4 979 | 114,45 |
| Thailand | 388 | 202 | -47,94 | 129 354 | 48 024 | -62,87 |
| Singapore | 1 642 | 2 996 | 82,40 | 97 056 | 61 000 | -37,15 |
| Philippines | 0 | 1 | - | 0 | 51 000 | - |
| Malaysia | 1 589 | 13 | -99,18 | 32 602 | 396 | -98,79 |
| Cambodia | 0 | 9 | - | 0 | 81 | - |
| Brunei Darussalam | 45 | 0 | -100,00 | 12 111 | 0 | -100,00 |
| Vietnam | 1 | 7 | 600,00 | 100 | 117 | 17,00 |
| India | 10 | 0 | -100,00 | 6 992 | 0 | -100,00 |
| United Arab Emirates | 15 | 14 | -6,67 | 57 | 133 | 133,13 |
| Kenya | 0 | 270 | - | 0 | 5 301 | - |
| Togo | 0 | 2 | - | 0 | 8 | - |
| Australia | 13 | 19 | 46,31 | 110 | 1 261 | 1 046,36 |
| East Timor | 1 902 | 84 | -95,59 | 2 691 | 1 544 | -42,62 |
| United States | 36 | 26 | -26,94 | 2 110 | 1 053 | -50,08 |
| Mexico | 24 | 0 | -100,00 | 2 481 | 0 | -100,00 |
| Netherlands | 7 441 | 3 | -99,96 | 32 392 | 26 | -99,92 |
| France | 0 | 10 | - | 0 | 55 | - |
| Germany, Fed. Rep. Of | 3 | 0 | -100,00 | 817 | 0 | -100,00 |
| Belgium | 11 | 13 | 15,45 | 279 | 3 412 | 1 124,26 |
| Switzerland | 7 | 36 | 414,29 | 9 029 | 440 | -95,13 |
| Italy | 1 | 0 | -100,00 | 4 | 0 | -100,00 |
| Hungary | 200 | 0 | -100,00 | 8 836 | 0 | -100,00 |
| PERALATAN IRADIASI/SINAR X, PERLENGKAPAN DAN SEJENISNYA | 13 173 | 10 834 | -17,76 | 1 723 111 | 1 114 044 | -35,35 |
| Japan | 96 | 2 440 | 2 446,06 | 22 380 | 271 195 | 1 111,77 |
| Hongkong | 70 | 25 | -65,00 | 2 653 | 4 262 | 60,66 |
| Korea, Republic Of | 2 980 | 43 | -98,56 | 93 371 | 100 | -99,89 |
| Taiwan | 248 | 0 | -100,00 | 6 360 | 0 | -100,00 |
| China | 207 | 0 | -100,00 | 5 450 | 0 | -100,00 |
| Thailand | 826 | 4 700 | 469,01 | 18 600 | 66 022 | 254,96 |
| Singapore | 4 562 | 253 | -94,45 | 225 048 | 25 607 | -88,62 |
| Malaysia | 25 | 0 | -100,00 | 91 414 | 0 | -100,00 |
| United Arab Emirates | 12 | 0 | -100,00 | 45 | 0 | -100,00 |
| Australia | 53 | 0 | -100,00 | 1 790 | 0 | -100,00 |
| United States | 389 | 1 094 | 181,38 | 39 604 | 8 519 | -78,49 |
| Germany, Fed. Rep. Of | 3 550 | 2 184 | -38,47 | 1 197 709 | 720 190 | -39,87 |
| Belgium | 3 | 4 | 33,33 | 349 | 130 | -62,70 |

**TABEL 6. PERKEMBANGAN EKSPOR INDONESIA MENURUT KOMODITI DAN NEGARA TUJUAN
JANUARI-FEBRUARI 2016 DAN 2017**

| KOMODITI / NEGARA TUJUAN | BERAT BERSIH (KG) | | PERUB | NILAI FOB (US \$) | | PERUB |
|---|-------------------|-------------------|---------------|--------------------|--------------------|---------------|
| | JAN-FEB 2016 | JAN-FEB 2017 | % | JAN-FEB 2016 | JAN-FEB 2017 | % |
| (1) | (2) | (3) | (4) | (5) | (6) | (7) |
| Italy | 0 | 90 | - | 0 | 18 020 | - |
| Poland | 76 | 0 | -100,00 | 17 762 | 0 | -100,00 |
| Czech Republic | 77 | 0 | -100,00 | 578 | 0 | -100,00 |
| TEROPONG DAN INSTRUMEN OPTIK BUKAN | | | | | | |
| KACA MATA | 1 892 | 3 070 | 62,20 | 340 813 | 566 957 | 66,35 |
| Japan | 7 | 2 | -72,97 | 1 205 | 389 | -67,75 |
| Hongkong | 214 | 389 | 81,89 | 50 887 | 142 553 | 180,14 |
| Korea, Republic Of | 0 | 1 | - | 0 | 162 | - |
| Taiwan | 100 | 199 | 99,40 | 17 892 | 39 774 | 122,30 |
| China | 2 | 49 | 2 335,00 | 64 | 1 646 | 2 491,59 |
| Papua New Guinea | 0 | 1 | - | 0 | 8 | - |
| Thailand | 0 | 6 | - | 0 | 67 | - |
| Singapore | 404 | 908 | 124,68 | 4 017 | 117 293 | 2 820,22 |
| Malaysia | 103 | 0 | -100,00 | 28 535 | 0 | -100,00 |
| Brunei Darussalam | 150 | 0 | -100,00 | 3 000 | 0 | -100,00 |
| Iran (Islamic Republic Of) | 0 | 42 | - | 0 | 3 835 | - |
| Israel | 130 | 0 | -100,00 | 41 325 | 0 | -100,00 |
| East Timor | 51 | 30 | -41,18 | 79 | 506 | 538,77 |
| United States | 484 | 819 | 69,19 | 136 729 | 138 952 | 1,63 |
| Germany, Fed. Rep. Of | 139 | 0 | -100,00 | 19 557 | 0 | -100,00 |
| Switzerland | 0 | 391 | - | 0 | 51 806 | - |
| Finland | 7 | 0 | -100,00 | 1 010 | 0 | -100,00 |
| Ireland | 101 | 233 | 129,33 | 36 514 | 69 966 | 91,61 |
| PERALATAN FOTOGRAFI | 2 942 | 7 049 | 139,58 | 228 421 | 557 057 | 143,87 |
| Japan | 3 | 56 | 2 140,00 | 18 | 30 774 | 174 851,68 |
| Hongkong | 90 | 282 | 215,08 | 46 168 | 120 433 | 160,86 |
| Korea, Republic Of | 170 | 0 | -100,00 | 3 276 | 0 | -100,00 |
| China | 1 | 188 | 18 710,00 | 19 | 46 559 | 251 571,30 |
| Papua New Guinea | 0 | 13 | - | 0 | 5 876 | - |
| Thailand | 36 | 278 | 669,06 | 32 064 | 147 627 | 360,41 |
| Singapore | 2 389 | 6 155 | 157,67 | 51 177 | 202 198 | 295,10 |
| Philippines | 0 | 2 | - | 0 | 45 | - |
| Malaysia | 72 | 1 | -98,61 | 36 260 | 6 | -99,98 |
| Vietnam | 67 | 0 | -100,00 | 13 564 | 0 | -100,00 |
| India | 10 | 0 | -100,00 | 4 441 | 0 | -100,00 |
| United Arab Emirates | 0 | 46 | - | 0 | 1 565 | - |
| Australia | 0 | 11 | - | 0 | 12 | - |
| East Timor | 55 | 9 | -83,64 | 3 551 | 30 | -99,16 |
| United States | 28 | 6 | -78,57 | 13 334 | 1 922 | -85,58 |
| Germany, Fed. Rep. Of | 17 | 0 | -100,00 | 24 489 | 0 | -100,00 |
| Belgium | 5 | 1 | -75,60 | 60 | 10 | -83,33 |
| TABUNG ELEKTRON DAN KONEKTOR | | | | | | |
| ELEKTRONIK | 961 | 8 917 | 828,37 | 28 719 | 73 861 | 157,18 |
| China | 450 | 6 582 | 1 362,63 | 16 842 | 59 096 | 250,89 |
| Papua New Guinea | 0 | 20 | - | 0 | 3 616 | - |
| Singapore | 48 | 142 | 194,95 | 3 857 | 7 612 | 97,34 |
| Nepal | 68 | 19 | -72,06 | 445 | 247 | -44,63 |
| United Arab Emirates | 0 | 89 | - | 0 | 161 | - |
| Nigeria | 317 | 805 | 153,94 | 2 300 | 1 642 | -28,60 |
| East Timor | 32 | 1 260 | 3 837,50 | 60 | 1 489 | 2 381,15 |
| Germany, Fed. Rep. Of | 45 | 0 | -100,00 | 5 215 | 0 | -100,00 |
| PERALATAN LISTRIK | 76 177 179 | 75 439 098 | -0,97 | 714 748 068 | 755 782 506 | 5,74 |
| Japan | 9 979 703 | 11 457 388 | 14,81 | 142 817 428 | 170 579 694 | 19,44 |
| Hongkong | 752 194 | 701 378 | -6,76 | 17 599 034 | 20 434 496 | 16,11 |
| Korea, Dem. People'S Rep. | 0 | 460 | - | 0 | 25 798 | - |
| Korea, Republic Of | 2 560 345 | 2 736 893 | 6,90 | 18 911 999 | 18 604 232 | -1,63 |
| Taiwan | 898 406 | 735 361 | -18,15 | 8 868 824 | 6 902 582 | -22,17 |
| China | 4 051 481 | 1 147 420 | -71,68 | 36 426 363 | 25 240 632 | -30,71 |
| Mongolia | 3 150 | 0 | -100,00 | 13 870 | 0 | -100,00 |
| Papua New Guinea | 1 009 128 | 718 306 | -28,82 | 2 070 952 | 1 799 559 | -13,10 |
| Thailand | 3 984 679 | 3 896 789 | -2,21 | 42 346 423 | 38 690 913 | -8,63 |
| Singapore | 7 708 747 | 8 472 510 | 9,91 | 127 888 733 | 128 300 118 | 0,32 |
| Philippines | 3 973 687 | 3 788 909 | -4,65 | 19 185 888 | 19 544 622 | 1,87 |
| Malaysia | 5 371 732 | 5 014 015 | -6,66 | 29 089 222 | 32 862 835 | 12,97 |
| Myanmar | 143 190 | 103 915 | -27,43 | 555 263 | 351 997 | -36,61 |
| Cambodia | 103 120 | 83 501 | -19,02 | 461 849 | 484 843 | 4,98 |
| Brunei Darussalam | 161 566 | 60 725 | -62,41 | 712 441 | 240 439 | -66,25 |
| Lao People'S Dem. Rep. | 27 | 0 | -100,00 | 138 | 0 | -100,00 |
| Nepal | 13 253 | 14 | -99,89 | 36 767 | 56 | -99,85 |
| Vietnam | 1 727 507 | 2 727 919 | 57,91 | 12 033 877 | 17 438 222 | 44,91 |
| Maldives | 4 687 | 2 158 | -53,95 | 24 647 | 22 461 | -8,87 |
| India | 1 125 549 | 1 004 165 | -10,78 | 9 978 739 | 11 022 602 | 10,46 |
| Pakistan | 96 987 | 109 265 | 12,66 | 561 927 | 749 621 | 33,40 |
| Bangladesh | 40 861 | 31 408 | -23,13 | 136 480 | 391 306 | 186,71 |
| Sri Lanka | 161 778 | 92 193 | -43,01 | 532 287 | 328 356 | -38,31 |
| Afghanistan | 361 841 | 0 | -100,00 | 981 611 | 0 | -100,00 |
| Iraq | 31 154 | 21 482 | -31,05 | 104 167 | 102 585 | -1,52 |
| Iran (Islamic Republic Of) | 116 259 | 302 214 | 159,95 | 364 094 | 1 134 049 | 211,47 |
| Saudi Arabia | 1 940 283 | 1 980 500 | 2,07 | 7 039 863 | 5 848 606 | -16,92 |
| Israel | 44 297 | 163 771 | 269,71 | 163 657 | 522 616 | 219,34 |
| Kuwait | 91 903 | 62 403 | -32,10 | 316 919 | 322 588 | 1,79 |
| Jordan | 47 610 | 16 459 | -65,43 | 186 786 | 140 273 | -24,90 |
| Lebanon | 67 126 | 71 690 | 6,80 | 222 717 | 298 207 | 33,90 |

TABEL 6. PERKEMBANGAN EKSPOR INDONESIA MENURUT KOMODITI DAN NEGARA TUJUAN
JANUARI-FEBRUARI 2016 DAN 2017

| KOMODITI / NEGARA TUJUAN | BERAT BERSIH (KG) | | PERUB | NILAI FOB (US \$) | | PERUB |
|------------------------------|-------------------|--------------|-----------|-------------------|--------------|-----------|
| | JAN-FEB 2016 | JAN-FEB 2017 | % | JAN-FEB 2016 | JAN-FEB 2017 | % |
| (1) | (2) | (3) | (4) | (5) | (6) | (7) |
| Yemen | 466 062 | 349 658 | -24,98 | 1 325 192 | 1 014 366 | -23,46 |
| Oman | 39 583 | 55 496 | 40,20 | 129 021 | 202 815 | 57,20 |
| Syria Arab Republic | 53 590 | 0 | -100,00 | 171 625 | 0 | -100,00 |
| Turkey | 1 448 814 | 510 053 | -64,80 | 8 852 200 | 3 532 240 | -60,10 |
| United Arab Emirates | 1 924 442 | 1 518 755 | -21,08 | 8 220 748 | 7 118 850 | -13,40 |
| Qatar | 25 614 | 80 614 | 214,72 | 110 360 | 286 461 | 159,57 |
| Bahrain | 39 178 | 26 733 | -31,77 | 117 132 | 77 409 | -33,91 |
| Cyprus | 58 897 | 1 000 | -98,30 | 163 449 | 1 200 | -99,27 |
| Egypt | 927 013 | 211 584 | -77,18 | 3 607 230 | 627 642 | -82,60 |
| Libyan Arab Jamahiriya | 7 920 | 25 002 | 215,68 | 29 443 | 90 664 | 207,93 |
| Morocco | 28 950 | 79 708 | 175,33 | 120 141 | 270 020 | 124,75 |
| Tunisia | 60 940 | 41 014 | -32,70 | 197 245 | 141 607 | -28,21 |
| Algeria | 105 639 | 490 840 | 364,64 | 415 034 | 4 479 268 | 979,25 |
| Sudan | 1 768 041 | 1 476 862 | -16,47 | 4 742 252 | 2 818 649 | -40,56 |
| Eritrea | 23 000 | 51 520 | 124,00 | 47 232 | 90 720 | 92,07 |
| Ethiopia | 413 675 | 13 540 | -96,73 | 1 070 862 | 45 043 | -95,79 |
| Tanzania, United Rep. Of | 147 612 | 331 981 | 124,90 | 397 005 | 1 537 184 | 287,20 |
| Madagascar | 3 915 | 0 | -100,00 | 17 086 | 0 | -100,00 |
| Somalia | 30 439 | 33 748 | 10,87 | 80 211 | 125 282 | 56,19 |
| Kenya | 200 931 | 238 111 | 18,50 | 630 880 | 768 318 | 21,79 |
| Reunion | 13 497 | 550 | -95,93 | 55 673 | 1 412 | -97,46 |
| Mozambique | 24 128 | 47 377 | 96,36 | 57 418 | 113 446 | 97,58 |
| Equatorial Guinea | 23 030 | 49 623 | 115,47 | 53 448 | 101 590 | 90,07 |
| Togo | 20 532 | 23 910 | 16,45 | 76 787 | 66 322 | -13,63 |
| Ghana | 36 521 | 19 507 | -46,59 | 190 488 | 71 760 | -62,33 |
| Liberia | 0 | 4 900 | - | 0 | 17 500 | - |
| Guinea | 46 195 | 4 636 | -89,96 | 251 127 | 22 736 | -90,95 |
| Angola | 0 | 65 | - | 0 | 100 | - |
| Congo | 21 928 | 3 756 | -82,87 | 65 349 | 15 800 | -75,82 |
| Cameroon | 944 | 0 | -100,00 | 3 739 | 0 | -100,00 |
| Nigeria | 154 431 | 224 222 | 45,19 | 510 014 | 744 176 | 45,91 |
| Gabon | 12 302 | 11 293 | -8,20 | 35 748 | 42 831 | 19,81 |
| Cote D'Ivoire | 29 011 | 3 980 | -86,28 | 93 789 | 13 166 | -85,96 |
| Senegal | 114 512 | 270 665 | 136,36 | 374 439 | 1 041 598 | 178,18 |
| Mauritania | 0 | 171 000 | - | 0 | 1 141 781 | - |
| Benin | 7 655 | 147 848 | 1 831,39 | 32 379 | 456 722 | 1 310,56 |
| Burkina Faso | 56 370 | 60 090 | 6,60 | 270 531 | 288 243 | 6,55 |
| Gambia | 10 685 | 0 | -100,00 | 35 966 | 0 | -100,00 |
| Seychelles | 80 | 3 961 | 4 851,25 | 51 | 18 341 | 35 968,73 |
| Uganda | 0 | 5 | - | 0 | 14 | - |
| Chad | 32 | 0 | -100,00 | 806 | 0 | -100,00 |
| Djibouti | 228 582 | 151 776 | -33,60 | 809 509 | 462 035 | -42,92 |
| South Africa | 147 133 | 126 621 | -13,94 | 545 401 | 529 147 | -2,98 |
| Zambia | 13 227 | 16 342 | 23,55 | 37 526 | 33 105 | -11,78 |
| Malawi | 20 | 13 093 | 67 043,59 | 620 | 45 321 | 7 209,90 |
| Burundi | 0 | 302 | - | 0 | 2 500 | - |
| Mauritius | 20 914 | 9 962 | -52,37 | 59 025 | 36 478 | -38,20 |
| Rwanda | 0 | 16 155 | - | 0 | 34 188 | - |
| Mayotte | 285 | 0 | -100,00 | 1 241 | 0 | -100,00 |
| Democratic Rep. Of The Congo | 14 226 | 155 054 | 989,93 | 54 911 | 706 575 | 1 186,76 |
| Australia | 1 599 973 | 1 102 512 | -31,09 | 11 732 082 | 9 345 228 | -20,34 |
| New Zealand | 130 142 | 425 589 | 227,02 | 472 479 | 2 740 581 | 480,04 |
| Micronesia, Fed. States Of | 385 | 0 | -100,00 | 13 037 | 0 | -100,00 |
| New Caledonia | 1 504 | 17 841 | 1 086,27 | 9 643 | 40 469 | 319,69 |
| Northern Mariana Islands | 15 | 250 | 1 566,67 | 46 | 252 | 442,75 |
| Vanuatu | 26 879 | 4 415 | -83,57 | 72 542 | 13 079 | -81,97 |
| Wallis And Futuna Islands | 0 | 24 | - | 0 | 1 556 | - |
| Cook Islands | 182 | 0 | -100,00 | 8 560 | 0 | -100,00 |
| Fiji | 83 893 | 49 305 | -41,23 | 217 858 | 122 182 | -43,92 |
| Kiribati | 659 | 2 083 | 216,08 | 1 842 | 8 480 | 360,37 |
| Samoa | 23 678 | 12 633 | -46,65 | 144 738 | 95 960 | -33,70 |
| Solomon Islands | 71 792 | 41 283 | -42,50 | 190 976 | 134 676 | -29,48 |
| Christmas Islands | 10 | 0 | -100,00 | 17 | 0 | -100,00 |
| East Timor | 556 141 | 777 456 | 39,79 | 851 560 | 1 467 245 | 72,30 |
| United States | 5 682 144 | 7 276 606 | 28,06 | 73 851 288 | 87 471 080 | 18,44 |
| Canada | 339 367 | 390 507 | 15,07 | 4 186 792 | 4 512 778 | 7,79 |
| Mexico | 298 392 | 406 686 | 36,29 | 3 202 577 | 3 845 514 | 20,08 |
| Guatemala | 85 998 | 141 856 | 64,95 | 172 120 | 421 549 | 144,92 |
| Honduras | 21 633 | 82 646 | 282,04 | 87 512 | 265 632 | 203,54 |
| Nicaragua | 5 565 | 43 010 | 672,87 | 20 736 | 140 248 | 576,34 |
| Panama | 14 172 | 55 155 | 289,17 | 63 679 | 218 275 | 242,77 |
| Suriname | 90 050 | 137 680 | 52,89 | 213 108 | 345 994 | 62,36 |
| Chile | 400 304 | 705 054 | 76,13 | 1 774 993 | 2 552 857 | 43,82 |
| Venezuela | 0 | 214 | - | 0 | 502 | - |
| Argentina | 109 106 | 202 497 | 85,60 | 579 514 | 1 457 272 | 151,46 |
| Brazil | 272 316 | 213 214 | -21,70 | 2 359 111 | 2 607 039 | 10,51 |
| Colombia | 163 529 | 194 999 | 19,24 | 662 333 | 875 823 | 32,23 |
| Bolivia | 0 | 21 | - | 0 | 1 218 | - |
| Uruguay | 10 613 | 17 847 | 68,16 | 94 671 | 127 620 | 34,80 |
| Paraguay | 0 | 49 801 | - | 0 | 226 304 | - |
| Ecuador | 35 493 | 83 238 | 134,52 | 129 001 | 392 531 | 204,29 |
| Peru | 295 410 | 404 768 | 37,02 | 1 351 764 | 1 523 491 | 12,70 |
| Trinidad And Tobago | 0 | 17 059 | - | 0 | 37 289 | - |
| Jamaica | 0 | 4 350 | - | 0 | 13 180 | - |
| Dominican Republic | 0 | 11 701 | - | 0 | 38 754 | - |
| El Salvador | 12 915 | 79 805 | 517,92 | 56 194 | 253 063 | 350,33 |
| Costa Rica | 74 119 | 34 001 | -54,13 | 561 336 | 184 231 | -67,18 |

**TABEL 6. PERKEMBANGAN EKSPOR INDONESIA MENURUT KOMODITI DAN NEGARA TUJUAN
JANUARI-FEBRUARI 2016 DAN 2017**

| KOMODITI / NEGARA TUJUAN | BERAT BERSIH (KG) | | PERUB | NILAI FOB (US \$) | | PERUB |
|-----------------------------------|-------------------|-------------------|---------------|--------------------|--------------------|---------------|
| | JAN-FEB 2016 | JAN-FEB 2017 | % | JAN-FEB 2016 | JAN-FEB 2017 | % |
| | (1) | (2) | (3) | (4) | (5) | (6) |
| Haiti | 36 | 8 886 | 24 583,33 | 404 | 75 664 | 18 626,37 |
| Cape Verde | 5 100 | 0 | -100,00 | 18 484 | 0 | -100,00 |
| French Polynesia | 2 475 | 826 | -66,63 | 12 323 | 4 931 | -59,98 |
| Martinique | 0 | 4 | - | 0 | 69 | - |
| Netherlands Antilles | 0 | 160 | - | 0 | 4 286 | - |
| Guadeloupe | 0 | 57 | - | 0 | 68 | - |
| United Kingdom | 3 192 162 | 2 491 150 | -21,96 | 8 049 647 | 8 358 407 | 3,84 |
| Netherlands | 1 032 905 | 1 056 640 | 2,30 | 13 988 360 | 17 470 120 | 24,89 |
| France | 1 770 915 | 1 751 008 | -1,12 | 36 522 645 | 37 246 335 | 1,98 |
| Germany, Fed. Rep. Of | 390 860 | 611 829 | 56,53 | 6 151 761 | 8 050 992 | 30,87 |
| Austria | 36 | 1 393 | 3 768,18 | 6 326 | 26 100 | 312,60 |
| Belgium | 201 607 | 261 539 | 29,73 | 2 281 986 | 2 187 292 | -4,15 |
| Switzerland | 15 524 | 46 112 | 197,03 | 281 978 | 382 789 | 35,75 |
| Luxembourg | 0 | 2 | - | 0 | 71 | - |
| Denmark | 2 719 | 11 241 | 313,48 | 12 986 | 120 956 | 831,46 |
| Norway | 0 | 13 | - | 0 | 415 | - |
| Sweden | 21 888 | 20 786 | -5,03 | 92 273 | 140 115 | 51,85 |
| Finland | 1 268 | 24 509 | 1 832,88 | 98 665 | 133 182 | 34,98 |
| Ireland | 447 | 910 | 103,37 | 212 013 | 233 225 | 10,01 |
| Italy | 725 097 | 536 428 | -26,02 | 4 866 446 | 3 723 527 | -23,49 |
| Spain | 780 736 | 711 343 | -8,89 | 5 459 262 | 4 740 060 | -13,17 |
| Portugal | 18 291 | 281 | -98,46 | 33 214 | 875 | -97,37 |
| Greece | 724 952 | 353 844 | -51,19 | 1 925 515 | 781 285 | -59,42 |
| Hungary | 254 745 | 186 624 | -26,74 | 2 752 291 | 2 005 691 | -27,13 |
| Poland | 552 162 | 612 782 | 10,98 | 5 639 621 | 6 062 959 | 7,51 |
| Romania | 506 | 172 | -65,95 | 11 725 | 3 617 | -69,15 |
| Bulgaria | 8 862 | 1 095 | -87,64 | 38 625 | 12 029 | -68,86 |
| Albania | 4 456 | 0 | -100,00 | 19 421 | 0 | -100,00 |
| Kazakhstan | 0 | 28 560 | - | 0 | 104 230 | - |
| Turkmenistan | 0 | 412 833 | - | 0 | 1 778 919 | - |
| Ukraine | 5 | 28 383 | 567 550,00 | 1 860 | 95 207 | 5 018,67 |
| Uzbekistan | 71 406 | 14 108 | -80,24 | 330 009 | 46 894 | -85,79 |
| Lithuania | 0 | 471 | - | 0 | 15 300 | - |
| Georgia | 3 714 | 5 859 | 57,75 | 11 961 | 17 239 | 44,13 |
| Slovakia | 166 813 | 170 206 | 2,03 | 2 236 787 | 1 362 505 | -39,09 |
| Slovenia | 6 047 | 4 172 | -31,00 | 56 768 | 35 565 | -37,35 |
| Czech Republic | 357 125 | 372 430 | 4,29 | 5 863 655 | 5 994 360 | 2,23 |
| Rep. Of Macedonia | 4 459 | 0 | -100,00 | 19 433 | 0 | -100,00 |
| Russia Federation | 110 734 | 150 212 | 35,65 | 976 221 | 1 466 337 | 50,21 |
| PERALATAN RUMAH TANGGA | 395 146 | 296 030 | -25,08 | 1 682 011 | 1 354 910 | -19,45 |
| Hongkong | 7 072 | 6 034 | -14,68 | 72 103 | 62 019 | -13,99 |
| Korea, Republic Of | 394 | 0 | -100,00 | 5 448 | 0 | -100,00 |
| Taiwan | 405 | 0 | -100,00 | 8 012 | 0 | -100,00 |
| China | 1 811 | 8 866 | 389,56 | 4 097 | 20 401 | 397,99 |
| Thailand | 14 679 | 16 421 | 11,87 | 96 451 | 133 005 | 37,90 |
| Singapore | 112 225 | 59 403 | -47,07 | 291 681 | 196 129 | -32,76 |
| Philippines | 31 886 | 30 814 | -3,36 | 139 057 | 134 271 | -3,44 |
| Malaysia | 45 841 | 46 965 | 2,45 | 208 680 | 125 866 | -39,68 |
| Myanmar | 3 887 | 3 393 | -12,71 | 24 683 | 22 737 | -7,88 |
| Cambodia | 0 | 4 391 | - | 0 | 29 346 | - |
| Vietnam | 14 195 | 11 964 | -15,71 | 95 091 | 74 374 | -21,79 |
| Maldives | 3 642 | 1 014 | -72,16 | 20 621 | 3 911 | -81,03 |
| India | 1 426 | 1 364 | -4,35 | 12 318 | 16 340 | 32,65 |
| Sri Lanka | 6 906 | 3 642 | -47,26 | 41 091 | 23 602 | -42,56 |
| Israel | 1 516 | 0 | -100,00 | 13 496 | 0 | -100,00 |
| Kuwait | 3 175 | 2 938 | -7,46 | 16 583 | 15 193 | -8,38 |
| Oman | 15 018 | 19 360 | 28,91 | 74 943 | 99 877 | 33,27 |
| United Arab Emirates | 226 | 2 734 | 1 109,51 | 4 747 | 20 594 | 333,82 |
| Qatar | 0 | 4 760 | - | 0 | 23 340 | - |
| Bahrain | 0 | 3 047 | - | 0 | 15 219 | - |
| Kenya | 0 | 3 540 | - | 0 | 19 950 | - |
| Togo | 68 | 1 200 | 1 664,71 | 30 | 5 625 | 18 903,38 |
| Cameroon | 0 | 14 132 | - | 0 | 39 731 | - |
| Nigeria | 82 058 | 6 235 | -92,40 | 294 219 | 5 020 | -98,29 |
| South Africa | 0 | 380 | - | 0 | 6 895 | - |
| Mauritius | 3 950 | 3 224 | -18,38 | 23 256 | 17 759 | -23,64 |
| Australia | 51 | 0 | -100,00 | 30 | 0 | -100,00 |
| East Timor | 18 185 | 16 779 | -7,73 | 29 236 | 37 592 | 28,58 |
| United States | 53 | 0 | -100,00 | 93 | 0 | -100,00 |
| United Kingdom | 235 | 2 921 | 1 142,77 | 3 185 | 33 820 | 961,87 |
| Germany, Fed. Rep. Of | 2 580 | 496 | -80,78 | 23 670 | 9 908 | -58,14 |
| Belgium | 23 665 | 19 970 | -15,61 | 179 192 | 161 942 | -9,63 |
| Italy | 0 | 44 | - | 0 | 446 | - |
| KABEL SERAT OPTIK | 0 | 23 094 | - | 0 | 2 444 848 | - |
| China | 0 | 23 094 | - | 0 | 2 444 848 | - |
| MESIN UNTUK KEPERLUAN UMUM | 25 494 306 | 33 779 462 | 32,50 | 227 966 672 | 279 418 342 | 22,57 |
| Japan | 3 674 915 | 3 258 155 | -11,34 | 33 069 151 | 32 091 040 | -2,96 |
| Hongkong | 37 719 | 64 291 | 70,45 | 707 536 | 1 557 359 | 120,11 |
| Korea, Republic Of | 509 521 | 653 649 | 28,29 | 7 386 258 | 6 133 477 | -16,96 |
| Taiwan | 208 340 | 328 306 | 57,58 | 2 218 344 | 3 086 169 | 39,12 |
| China | 713 424 | 973 069 | 36,39 | 6 451 808 | 9 168 171 | 42,10 |
| Macau | 3 507 | 0 | -100,00 | 49 270 | 0 | -100,00 |
| Papua New Guinea | 14 411 | 43 406 | 201,20 | 57 716 | 135 295 | 134,42 |
| Thailand | 4 971 709 | 5 947 697 | 19,63 | 30 688 618 | 29 984 365 | -2,29 |

TABEL 6. PERKEMBANGAN EKSPOR INDONESIA MENURUT KOMODITI DAN NEGARA TUJUAN
JANUARI-FEBRUARI 2016 DAN 2017

| KOMODITI / NEGARA TUJUAN | BERAT BERSIH (KG) | | PERUB | NILAI FOB (US \$) | | PERUB |
|------------------------------|-------------------|--------------|----------|-------------------|--------------|-----------|
| | JAN-FEB 2016 | JAN-FEB 2017 | % | JAN-FEB 2016 | JAN-FEB 2017 | % |
| | (1) | (2) | (3) | (4) | (5) | (6) |
| Singapore | 3 810 913 | 5 220 127 | 36,98 | 44 701 558 | 48 715 953 | 8,98 |
| Philippines | 562 859 | 1 113 932 | 97,91 | 5 418 028 | 10 689 367 | 97,29 |
| Malaysia | 977 687 | 2 638 058 | 169,83 | 7 945 020 | 7 582 272 | -4,57 |
| Myanmar | 117 036 | 219 508 | 87,56 | 527 402 | 2 239 878 | 324,70 |
| Cambodia | 21 946 | 55 553 | 153,13 | 130 296 | 369 507 | 183,59 |
| Brunei Darussalam | 6 759 | 5 761 | -14,77 | 55 588 | 42 858 | -22,90 |
| Lao People'S Dem. Rep. | 49 | 19 | -61,86 | 1 760 | 924 | -47,51 |
| Nepal | 63 | 0 | -100,00 | 297 | 0 | -100,00 |
| Vietnam | 1 432 110 | 887 805 | -38,01 | 9 679 401 | 8 129 171 | -16,02 |
| Maldives | 4 339 | 15 977 | 268,24 | 12 575 | 79 938 | 535,71 |
| India | 576 752 | 902 140 | 56,42 | 8 374 184 | 13 746 394 | 64,15 |
| Pakistan | 34 394 | 70 910 | 106,17 | 526 097 | 1 013 395 | 92,62 |
| Bangladesh | 24 003 | 40 707 | 69,59 | 109 305 | 234 989 | 114,99 |
| Sri Lanka | 94 743 | 140 662 | 48,47 | 359 759 | 588 386 | 63,55 |
| Iraq | 0 | 1 | - | 0 | 68 | - |
| Iran (Islamic Republic Of) | 21 360 | 63 200 | 195,88 | 39 555 | 282 594 | 614,43 |
| Saudi Arabia | 141 531 | 314 368 | 122,12 | 1 481 357 | 1 877 730 | 26,76 |
| Israel | 41 332 | 7 734 | -81,29 | 84 816 | 49 038 | -42,18 |
| Kuwait | 8 255 | 19 963 | 141,83 | 70 063 | 121 730 | 73,74 |
| Jordan | 1 887 | 48 400 | 2 464,92 | 39 149 | 52 874 | 35,06 |
| Lebanon | 159 897 | 100 000 | -37,46 | 245 457 | 39 149 | -84,05 |
| Yemen | 33 456 | 0 | -100,00 | 175 922 | 0 | -100,00 |
| Oman | 0 | 16 695 | - | 0 | 257 708 | - |
| Turkey | 146 247 | 43 043 | -70,57 | 1 128 012 | 600 639 | -46,75 |
| United Arab Emirates | 325 907 | 530 277 | 62,71 | 1 348 720 | 1 473 067 | 9,22 |
| Qatar | 6 097 | 13 324 | 118,52 | 37 014 | 95 691 | 158,53 |
| Bahrain | 2 952 | 3 980 | 34,82 | 14 059 | 21 578 | 53,48 |
| Cyprus | 5 884 | 13 683 | 132,53 | 35 542 | 61 143 | 72,03 |
| Egypt | 24 424 | 394 638 | 1 515,78 | 90 335 | 1 394 201 | 1 443,37 |
| Morocco | 6 833 | 1 659 | -75,73 | 42 591 | 4 224 | -90,08 |
| Algeria | 7 196 | 14 315 | 98,92 | 36 842 | 77 508 | 110,38 |
| Sudan | 37 190 | 144 011 | 287,23 | 303 841 | 1 188 545 | 291,17 |
| Ethiopia | 0 | 330 | - | 0 | 1 549 | - |
| Tanzania, United Rep. Of | 0 | 2 910 | - | 0 | 61 236 | - |
| Kenya | 820 | 381 | -53,52 | 6 075 | 5 669 | -6,68 |
| Mozambique | 0 | 2 | - | 0 | 1 730 | - |
| Ghana | 8 336 | 11 715 | 40,53 | 26 800 | 62 470 | 133,10 |
| Liberia | 10 315 | 0 | -100,00 | 36 471 | 0 | -100,00 |
| Guinea | 190 | 5 525 | 2 807,89 | 222 | 28 436 | 12 709,10 |
| Cameroon | 0 | 320 | - | 0 | 500 | - |
| Nigeria | 105 343 | 77 619 | -26,32 | 371 401 | 241 580 | -34,95 |
| Cote D'Ivoire | 1 285 | 0 | -100,00 | 17 884 | 0 | -100,00 |
| Senegal | 0 | 291 | - | 0 | 856 | - |
| Mauritania | 0 | 5 101 | - | 0 | 38 678 | - |
| Mali | 180 | 0 | -100,00 | 6 980 | 0 | -100,00 |
| Uganda | 8 089 | 0 | -100,00 | 32 257 | 0 | -100,00 |
| South Africa | 122 927 | 592 350 | 381,87 | 1 337 875 | 3 234 918 | 141,80 |
| Zambia | 0 | 166 | - | 0 | 4 265 | - |
| Mauritius | 17 052 | 5 036 | -70,46 | 100 659 | 29 612 | -70,58 |
| Democratic Rep. Of The Congo | 0 | 1 236 | - | 0 | 20 787 | - |
| Australia | 1 489 691 | 474 408 | -68,15 | 5 134 420 | 4 356 794 | -15,15 |
| New Zealand | 26 102 | 50 370 | 92,98 | 164 745 | 295 711 | 79,50 |
| Palau | 0 | 31 | - | 0 | 769 | - |
| New Caledonia | 0 | 2 | - | 0 | 40 | - |
| Cook Islands | 22 | 0 | -100,00 | 900 | 0 | -100,00 |
| Fiji | 0 | 170 | - | 0 | 8 381 | - |
| Kiribati | 162 | 95 | -41,36 | 867 | 2 513 | 189,91 |
| Solomon Islands | 2 650 | 0 | -100,00 | 29 406 | 0 | -100,00 |
| East Timor | 389 358 | 289 181 | -25,73 | 863 567 | 536 121 | -37,92 |
| United States | 1 264 122 | 1 265 038 | 0,07 | 16 966 460 | 17 027 346 | 0,36 |
| Canada | 48 818 | 94 021 | 92,59 | 449 440 | 793 846 | 76,63 |
| Mexico | 396 781 | 425 113 | 7,14 | 5 284 080 | 5 572 430 | 5,46 |
| Guatemala | 10 615 | 0 | -100,00 | 62 012 | 0 | -100,00 |
| Panama | 3 392 | 1 489 | -56,11 | 37 440 | 20 341 | -45,67 |
| Suriname | 0 | 29 730 | - | 0 | 110 658 | - |
| Chile | 59 502 | 57 735 | -2,97 | 366 767 | 394 524 | 7,57 |
| Venezuela | 566 | 0 | -100,00 | 2 376 | 0 | -100,00 |
| Argentina | 47 382 | 32 750 | -30,88 | 753 061 | 664 087 | -11,81 |
| Brazil | 311 874 | 334 215 | 7,16 | 4 268 078 | 4 868 727 | 14,07 |
| Colombia | 11 006 | 22 950 | 108,51 | 78 580 | 134 470 | 71,13 |
| Uruguay | 1 949 | 0 | -100,00 | 8 977 | 0 | -100,00 |
| Paraguay | 13 579 | 21 142 | 55,69 | 66 334 | 118 466 | 78,59 |
| Ecuador | 98 877 | 296 456 | 199,82 | 368 583 | 1 291 642 | 250,43 |
| Peru | 41 481 | 37 115 | -10,52 | 247 589 | 285 149 | 15,17 |
| Guyana | 13 619 | 0 | -100,00 | 71 393 | 0 | -100,00 |
| Trinidad And Tobago | 90 105 | 0 | -100,00 | 349 734 | 0 | -100,00 |
| Dominican Republic | 16 744 | 8 824 | -47,30 | 82 550 | 57 586 | -30,24 |
| United Kingdom | 149 575 | 95 684 | -36,03 | 3 156 538 | 917 946 | -70,92 |
| Netherlands | 492 421 | 566 851 | 15,12 | 6 533 299 | 5 403 507 | -17,29 |
| France | 125 656 | 130 606 | 3,94 | 1 030 754 | 1 206 399 | 17,04 |
| Germany, Fed. Rep. Of | 734 358 | 467 813 | -36,30 | 9 191 417 | 5 881 790 | -36,01 |
| Austria | 11 546 | 15 993 | 38,52 | 86 043 | 101 311 | 17,75 |
| Belgium | 206 640 | 217 350 | 5,18 | 2 827 282 | 2 159 073 | -23,63 |
| Switzerland | 26 022 | 8 403 | -67,71 | 168 593 | 52 880 | -68,63 |
| Denmark | 284 | 64 | -77,66 | 15 286 | 6 994 | -54,25 |
| Norway | 0 | 1 | - | 0 | 2 | - |
| Sweden | 581 | 16 680 | 2 770,92 | 10 530 | 64 243 | 510,08 |

TABEL 6. PERKEMBANGAN EKSPOR INDONESIA MENURUT KOMODITI DAN NEGARA TUJUAN
JANUARI-FEBRUARI 2016 DAN 2017

| KOMODITI / NEGARA TUJUAN | BERAT BERSIH (KG) | | PERUB | NILAI FOB (US \$) | | PERUB |
|-------------------------------------|-------------------|-------------------|--------------|--------------------|--------------------|--------------|
| | JAN-FEB 2016 | JAN-FEB 2017 | % | JAN-FEB 2016 | JAN-FEB 2017 | % |
| | (1) | (2) | (3) | (4) | (5) | (6) |
| Finland | 6 092 | 33 813 | 455,06 | 53 936 | 238 872 | 342,88 |
| Italy | 98 055 | 165 253 | 68,53 | 1 144 893 | 1 104 113 | -3,56 |
| Spain | 21 344 | 24 432 | 14,46 | 138 006 | 84 743 | -38,59 |
| Portugal | 218 | 0 | -100,00 | 3 340 | 0 | -100,00 |
| Greece | 12 809 | 25 752 | 101,05 | 146 513 | 141 523 | -3,41 |
| Hungary | 2 788 | 14 644 | 425,24 | 73 218 | 790 532 | 979,70 |
| Poland | 106 875 | 137 175 | 28,35 | 901 355 | 1 063 475 | 17,99 |
| Romania | 619 | 351 | -43,25 | 218 103 | 2 232 | -98,98 |
| Bulgaria | 0 | 2 326 | - | 0 | 12 787 | - |
| Azerbaijan | 0 | 658 746 | - | 0 | 2 172 873 | - |
| Kazakhstan | 7 711 | 0 | -100,00 | 48 863 | 0 | -100,00 |
| Turkmenistan | 724 | 0 | -100,00 | 113 370 | 0 | -100,00 |
| Lithuania | 7 169 | 31 907 | 345,06 | 51 013 | 385 440 | 655,57 |
| Estonia | 1 076 | 0 | -100,00 | 9 885 | 0 | -100,00 |
| Georgia | 6 165 | 5 419 | -12,10 | 25 231 | 27 820 | 10,26 |
| Slovakia | 4 | 8 | 114,29 | 1 700 | 5 | -99,70 |
| Slovenia | 35 123 | 17 461 | -50,29 | 337 610 | 157 392 | -53,38 |
| Czech Republic | 4 190 | 88 909 | 2 021,89 | 99 777 | 1 497 572 | 1 400,92 |
| Russia Federation | 55 681 | 2 600 974 | 4 571,17 | 342 887 | 32 486 093 | 9 374,28 |
| Serbia | 0 | 10 | - | 0 | 438 | - |
| MESIN UNTUK KEPERLUAN KHUSUS | 39 024 568 | 36 323 241 | -6,92 | 165 834 444 | 207 646 180 | 25,21 |
| Japan | 2 116 234 | 2 249 882 | 6,32 | 9 478 983 | 11 173 089 | 17,87 |
| Hongkong | 10 349 | 413 059 | 3 891,39 | 212 143 | 3 236 495 | 1 425,62 |
| Korea, Republic Of | 2 339 897 | 2 601 980 | 11,20 | 5 050 883 | 3 622 369 | -28,28 |
| Taiwan | 298 842 | 265 819 | -11,05 | 1 062 598 | 1 585 565 | 49,22 |
| China | 832 651 | 184 993 | -77,78 | 2 816 053 | 1 544 341 | -45,16 |
| Papua New Guinea | 40 862 | 311 494 | 662,30 | 154 967 | 1 259 436 | 712,71 |
| Thailand | 3 789 931 | 3 464 080 | -8,60 | 19 746 017 | 18 255 240 | -7,55 |
| Singapore | 2 565 654 | 2 356 048 | -8,17 | 16 701 088 | 15 818 089 | -5,29 |
| Philippines | 872 842 | 2 162 253 | 147,73 | 11 502 549 | 20 711 476 | 80,06 |
| Malaysia | 2 237 025 | 2 350 540 | 5,07 | 11 169 097 | 9 548 058 | -14,51 |
| Myanmar | 3 167 | 12 685 | 300,54 | 42 606 | 303 469 | 612,28 |
| Cambodia | 20 137 | 8 637 | -57,11 | 70 972 | 44 890 | -36,75 |
| Brunei Darussalam | 15 620 | 119 | -99,24 | 150 206 | 3 018 | -97,99 |
| Lao People'S Dem. Rep. | 44 671 | 1 305 | -97,08 | 584 190 | 6 824 | -98,83 |
| Bhutan | 117 | 0 | -100,00 | 1 576 | 0 | -100,00 |
| Vietnam | 1 959 143 | 538 789 | -72,50 | 7 297 020 | 3 543 555 | -51,44 |
| Maldives | 13 | 1 | -92,45 | 462 | 27 | -94,19 |
| India | 440 356 | 321 500 | -26,99 | 2 233 716 | 3 399 717 | 52,20 |
| Pakistan | 54 859 | 144 939 | 164,20 | 231 848 | 81 985 | -64,64 |
| Bangladesh | 94 290 | 2 154 | -97,72 | 463 347 | 153 400 | -66,89 |
| Sri Lanka | 21 604 | 37 637 | 74,21 | 257 087 | 188 680 | -26,61 |
| Iraq | 0 | 1 707 | - | 0 | 143 776 | - |
| Iran (Islamic Republic Of) | 17 050 | 11 240 | -34,08 | 231 344 | 10 500 | -95,46 |
| Saudi Arabia | 347 059 | 270 561 | -22,04 | 572 666 | 940 265 | 64,19 |
| Israel | 30 107 | 3 588 | -88,08 | 530 893 | 41 595 | -92,17 |
| Kuwait | 17 803 | 80 | -99,55 | 96 333 | 800 | -99,17 |
| Jordan | 612 260 | 10 970 | -98,21 | 515 500 | 189 347 | -63,27 |
| Lebanon | 41 | 0 | -100,00 | 864 | 0 | -100,00 |
| Oman | 94 424 | 785 | -99,17 | 1 760 958 | 1 745 | -99,90 |
| Turkey | 1 380 079 | 4 | -100,00 | 5 454 192 | 736 | -99,99 |
| United Arab Emirates | 5 613 387 | 857 741 | -84,72 | 8 783 397 | 1 125 887 | -87,18 |
| Qatar | 671 | 10 603 | 1 479,50 | 15 991 | 364 950 | 2 182,25 |
| Bahrain | 13 | 151 | 1 026,23 | 132 | 3 886 | 2 840,58 |
| Egypt | 167 207 | 68 | -99,96 | 360 617 | 369 | -99,90 |
| Morocco | 2 736 | 0 | -100,00 | 76 110 | 0 | -100,00 |
| Sudan | 0 | 1 095 | - | 0 | 3 884 | - |
| Namibia | 42 800 | 0 | -100,00 | 197 478 | 0 | -100,00 |
| Tanzania, United Rep. Of | 460 829 | 902 897 | 95,93 | 1 363 009 | 2 568 089 | 88,41 |
| Kenya | 6 205 | 0 | -100,00 | 76 179 | 0 | -100,00 |
| Mozambique | 15 552 | 5 740 | -63,09 | 59 308 | 79 413 | 33,90 |
| Togo | 0 | 5 284 | - | 0 | 3 523 | - |
| Ghana | 661 499 | 398 501 | -39,76 | 1 848 028 | 1 048 876 | -43,24 |
| Liberia | 65 | 33 480 | 51 407,69 | 7 600 | 80 061 | 953,43 |
| Guinea | 162 443 | 339 160 | 108,79 | 515 080 | 841 266 | 63,33 |
| Angola | 1 884 | 0 | -100,00 | 38 941 | 0 | -100,00 |
| Cameroon | 152 | 0 | -100,00 | 433 | 0 | -100,00 |
| Nigeria | 11 039 | 10 813 | -2,04 | 76 680 | 129 894 | 69,40 |
| Gabon | 56 720 | 0 | -100,00 | 89 926 | 0 | -100,00 |
| Cote D'Ivoire | 140 203 | 0 | -100,00 | 507 889 | 0 | -100,00 |
| Senegal | 255 593 | 1 729 | -99,32 | 697 938 | 4 675 | -99,33 |
| Mauritania | 14 594 | 0 | -100,00 | 51 366 | 0 | -100,00 |
| Uganda | 8 920 | 45 | -99,50 | 60 444 | 45 | -99,93 |
| South Africa | 229 573 | 590 734 | 157,32 | 825 551 | 1 796 010 | 117,55 |
| Zambia | 0 | 3 030 | - | 0 | 18 162 | - |
| Australia | 4 492 378 | 2 240 833 | -50,12 | 17 583 428 | 6 693 903 | -61,93 |
| New Zealand | 10 343 | 52 695 | 409,49 | 125 661 | 276 216 | 119,81 |
| New Caledonia | 0 | 263 | - | 0 | 1 650 | - |
| Vanuatu | 0 | 377 | - | 0 | 2 575 | - |
| Fiji | 2 500 | 0 | -100,00 | 44 605 | 0 | -100,00 |
| Solomon Islands | 0 | 57 440 | - | 0 | 280 885 | - |
| East Timor | 260 401 | 422 571 | 62,28 | 886 795 | 1 452 504 | 63,79 |
| United States | 2 176 208 | 1 662 900 | -23,59 | 16 159 438 | 12 594 999 | -22,06 |
| Canada | 121 772 | 124 915 | 2,58 | 323 140 | 1 083 661 | 235,35 |
| Mexico | 115 220 | 156 591 | 35,91 | 934 737 | 428 135 | -54,20 |
| Guatemala | 10 745 | 10 460 | -2,65 | 5 000 | 72 000 | 1 340,00 |

**TABEL 6. PERKEMBANGAN EKSPOR INDONESIA MENURUT KOMODITI DAN NEGARA TUJUAN
JANUARI-FEBRUARI 2016 DAN 2017**

| KOMODITI / NEGARA TUJUAN | BERAT BERSIH (KG) | | PERUB | NILAI FOB (US \$) | | PERUB |
|--|-------------------|-------------------|--------------|--------------------|--------------------|---------------|
| | JAN-FEB 2016 | JAN-FEB 2017 | % | JAN-FEB 2016 | JAN-FEB 2017 | % |
| | (1) | (2) | (3) | (4) | (5) | (6) |
| Panama | 22 | 0 | -100,00 | 699 | 0 | -100,00 |
| Suriname | 0 | 300 | - | 0 | 126 | - |
| Chile | 184 181 | 411 344 | 123,34 | 862 042 | 1 064 307 | 23,46 |
| Argentina | 2 249 | 0 | -100,00 | 52 598 | 0 | -100,00 |
| Brazil | 266 396 | 1 215 111 | 356,13 | 1 515 886 | 5 713 307 | 276,90 |
| Colombia | 0 | 20 855 | - | 0 | 75 000 | - |
| Ecuador | 265 | 0 | -100,00 | 8 028 | 0 | -100,00 |
| Peru | 420 662 | 420 179 | -0,11 | 947 017 | 963 680 | 1,76 |
| Dominican Republic | 0 | 12 | - | 0 | 2 681 | - |
| United Kingdom | 59 847 | 126 642 | 111,61 | 292 712 | 721 603 | 146,52 |
| Netherlands | 194 268 | 1 380 257 | 610,49 | 901 793 | 1 827 566 | 102,66 |
| France | 74 273 | 70 626 | -4,91 | 1 684 893 | 946 135 | -43,85 |
| Germany, Fed. Rep. Of | 63 883 | 88 237 | 38,12 | 808 015 | 1 013 049 | 25,37 |
| Austria | 5 293 | 227 | -95,71 | 102 410 | 10 131 | -90,11 |
| Belgium | 163 525 | 225 424 | 37,85 | 601 179 | 1 130 518 | 88,05 |
| Switzerland | 377 | 668 | 77,25 | 15 402 | 11 676 | -24,19 |
| Denmark | 320 | 0 | -100,00 | 30 699 | 0 | -100,00 |
| Norway | 1 189 640 | 0 | -100,00 | 2 476 940 | 0 | -100,00 |
| Sweden | 212 | 1 212 | 472,24 | 47 702 | 47 503 | -0,42 |
| Finland | 480 | 953 | 98,54 | 869 | 32 146 | 3 598,30 |
| Ireland | 200 | 0 | -100,00 | 2 623 | 0 | -100,00 |
| Italy | 202 456 | 319 751 | 57,94 | 1 618 344 | 2 197 968 | 35,82 |
| Spain | 45 929 | 13 655 | -70,27 | 927 670 | 163 649 | -82,36 |
| Portugal | 1 380 | 0 | -100,00 | 24 730 | 0 | -100,00 |
| Poland | 8 | 0 | -100,00 | 2 370 | 0 | -100,00 |
| Romania | 695 | 45 | -93,53 | 7 996 | 1 330 | -83,37 |
| Bulgaria | 399 | 0 | -100,00 | 5 040 | 0 | -100,00 |
| Azerbaijan | 0 | 305 | - | 0 | 23 600 | - |
| Lithuania | 66 055 | 20 253 | -69,34 | 216 446 | 67 911 | -68,62 |
| Georgia | 201 570 | 172 632 | -14,36 | 514 486 | 388 344 | -24,52 |
| Malta | 10 250 | 0 | -100,00 | 69 762 | 0 | -100,00 |
| Russia Federation | 570 994 | 6 217 589 | 988,91 | 1 991 035 | 64 479 948 | 3 138,51 |
| KENDARAAN BERMOTOR RODA 4 DAN LEBIH | 31 564 399 | 58 932 191 | 86,70 | 246 336 435 | 537 159 253 | 118,06 |
| Japan | 3 201 552 | 3 566 815 | 11,41 | 25 395 643 | 33 467 478 | 31,78 |
| Taiwan | 703 629 | 837 969 | 19,09 | 4 604 503 | 6 140 224 | 33,35 |
| China | 990 | 0 | -100,00 | 6 592 | 0 | -100,00 |
| Papua New Guinea | 105 669 | 294 350 | 178,56 | 628 132 | 962 923 | 53,30 |
| Thailand | 1 830 482 | 4 586 526 | 150,56 | 15 100 369 | 46 569 690 | 208,40 |
| Singapore | 369 633 | 293 920 | -20,48 | 287 295 | 3 263 041 | 1 035,78 |
| Philippines | 7 149 656 | 16 590 228 | 132,04 | 60 217 563 | 160 946 439 | 167,27 |
| Malaysia | 520 742 | 3 232 128 | 520,68 | 4 298 683 | 27 008 234 | 528,29 |
| Myanmar | 0 | 23 485 | - | 0 | 258 131 | - |
| Cambodia | 47 355 | 26 565 | -43,90 | 466 676 | 261 773 | -43,91 |
| Brunei Darussalam | 352 865 | 451 555 | 27,97 | 3 064 456 | 3 827 304 | 24,89 |
| Lao People'S Dem. Rep. | 1 145 | 0 | -100,00 | 10 562 | 0 | -100,00 |
| Bhutan | 1 221 | 0 | -100,00 | 12 352 | 0 | -100,00 |
| Vietnam | 1 896 888 | 4 590 146 | 141,98 | 12 584 168 | 40 799 547 | 224,21 |
| India | 7 188 | 69 008 | 860,11 | 35 475 | 710 500 | 1 902,83 |
| Pakistan | 1 005 307 | 1 762 043 | 75,27 | 4 883 394 | 9 872 863 | 102,17 |
| Bangladesh | 12 080 | 13 620 | 12,75 | 157 912 | 140 412 | -11,08 |
| Sri Lanka | 12 640 | 182 590 | 1 344,54 | 123 158 | 1 183 991 | 861,36 |
| Iraq | 2 170 | 79 875 | 3 580,88 | 25 286 | 2 384 000 | 9 328,14 |
| Saudi Arabia | 6 672 041 | 11 100 245 | 66,37 | 58 534 336 | 103 639 440 | 77,06 |
| Kuwait | 360 705 | 195 550 | -45,79 | 3 001 057 | 1 651 158 | -44,98 |
| Jordan | 0 | 57 540 | - | 0 | 512 776 | - |
| Lebanon | 336 660 | 313 485 | -6,88 | 2 867 409 | 2 786 317 | -2,83 |
| Oman | 360 645 | 766 835 | 112,63 | 3 443 035 | 8 495 438 | 146,74 |
| Turkey | 5 850 | 0 | -100,00 | 57 763 | 0 | -100,00 |
| United Arab Emirates | 920 110 | 2 694 945 | 192,89 | 8 664 987 | 28 524 137 | 229,19 |
| Qatar | 40 075 | 261 195 | 551,77 | 290 993 | 2 761 089 | 848,85 |
| Bahrain | 280 570 | 352 480 | 25,63 | 2 811 124 | 3 604 523 | 28,22 |
| Egypt | 5 775 | 6 930 | 20,00 | 57 241 | 68 824 | 20,24 |
| Algeria | 0 | 15 275 | - | 0 | 89 120 | - |
| Sudan | 3 420 | 0 | -100,00 | 30 538 | 0 | -100,00 |
| Ethiopia | 0 | 49 665 | - | 0 | 493 240 | - |
| Togo | 0 | 4 750 | - | 0 | 5 500 | - |
| Ghana | 5 030 | 0 | -100,00 | 32 237 | 0 | -100,00 |
| Nigeria | 0 | 2 350 | - | 0 | 13 160 | - |
| Seychelles | 5 980 | 3 285 | -45,07 | 37 331 | 30 383 | -18,61 |
| South Africa | 1 018 963 | 920 032 | -9,71 | 7 387 841 | 7 658 197 | 3,66 |
| Mauritius | 7 980 | 5 700 | -28,57 | 76 487 | 54 809 | -28,34 |
| Australia | 126 500 | 11 648 | -90,79 | 722 740 | 11 779 | -98,37 |
| New Zealand | 1 230 | 5 400 | 339,02 | 4 444 | 23 586 | 430,69 |
| Vanuatu | 0 | 9 670 | - | 0 | 53 963 | - |
| Fiji | 42 000 | 40 960 | -2,48 | 342 754 | 320 410 | -6,52 |
| East Timor | 820 389 | 485 323 | -40,84 | 2 869 711 | 2 346 981 | -18,22 |
| United States | 910 | 0 | -100,00 | 7 000 | 0 | -100,00 |
| Mexico | 2 304 330 | 2 661 795 | 15,51 | 16 374 041 | 17 650 276 | 7,79 |
| Guatemala | 84 230 | 249 215 | 195,87 | 484 099 | 2 492 778 | 414,93 |
| Honduras | 10 575 | 17 660 | 67,00 | 60 103 | 113 094 | 88,17 |
| Nicaragua | 18 890 | 12 685 | -32,85 | 106 148 | 67 718 | -36,20 |
| Panama | 95 670 | 82 710 | -13,55 | 547 980 | 510 307 | -6,87 |
| Suriname | 0 | 15 550 | - | 0 | 49 621 | - |
| Chile | 40 120 | 47 935 | 19,48 | 236 142 | 266 166 | 12,71 |
| Argentina | 4 875 | 225 347 | 4 522,50 | 45 456 | 2 603 644 | 5 627,85 |

**TABEL 6. PERKEMBANGAN EKSPOR INDONESIA MENURUT KOMODITI DAN NEGARA TUJUAN
JANUARI-FEBRUARI 2016 DAN 2017**

| KOMODITI / NEGARA TUJUAN | BERAT BERSIH (KG) | | PERUB | NILAI FOB (US \$) | | PERUB |
|--|-------------------|-------------------|--------------|--------------------|--------------------|-------------|
| | JAN-FEB 2016 | JAN-FEB 2017 | % | JAN-FEB 2016 | JAN-FEB 2017 | % |
| | (1) | (2) | (3) | (4) | (5) | (6) |
| Colombia | 18 760 | 81 365 | 333,72 | 108 728 | 606 317 | 457,65 |
| Bolivia | 48 950 | 286 420 | 485,13 | 286 771 | 1 645 583 | 473,83 |
| Ecuador | 45 795 | 0 | -100,00 | 322 550 | 0 | -100,00 |
| Peru | 366 650 | 982 350 | 167,93 | 2 563 003 | 7 287 314 | 184,33 |
| Guyana | 0 | 2 020 | - | 0 | 25 081 | - |
| Trinidad And Tobago | 0 | 16 510 | - | 0 | 116 201 | - |
| Bahamas | 10 740 | 4 700 | -56,24 | 62 964 | 26 946 | -57,20 |
| Jamaica | 0 | 42 715 | - | 0 | 500 060 | - |
| Dominican Republic | 70 500 | 23 500 | -66,67 | 413 301 | 134 730 | -67,40 |
| El Salvador | 0 | 16 435 | - | 0 | 88 184 | - |
| Costa Rica | 97 845 | 176 890 | 80,79 | 788 403 | 1 408 787 | 78,69 |
| Haiti | 7 170 | 0 | -100,00 | 40 694 | 0 | -100,00 |
| Barbados | 5 360 | 13 275 | 147,67 | 35 176 | 119 168 | 238,78 |
| Antigua And Barbuda | 3 525 | 2 350 | -33,33 | 20 547 | 12 480 | -39,26 |
| Aruba | 15 750 | 3 525 | -77,62 | 102 742 | 20 209 | -80,33 |
| Bermuda | 33 250 | 10 680 | -67,88 | 222 217 | 88 500 | -60,17 |
| Cayman Islands | 2 350 | 2 360 | 0,43 | 13 501 | 16 492 | 22,15 |
| Dominica | 1 175 | 0 | -100,00 | 6 849 | 0 | -100,00 |
| French Polynesia | 2 230 | 8 925 | 300,22 | 18 704 | 85 243 | 355,74 |
| Grenada | 2 680 | 1 175 | -56,16 | 17 588 | 6 611 | -62,41 |
| Netherlands Antilles | 0 | 11 720 | - | 0 | 72 563 | - |
| Saint Lucia | 4 020 | 2 360 | -41,29 | 26 872 | 16 919 | -37,04 |
| Saint Kitts And Nevis | 1 175 | 2 020 | 71,91 | 6 849 | 7 953 281 | 266,21 |
| United Kingdom | 14 400 | 0 | -100,00 | 173 000 | 0 | -100,00 |
| Netherlands | 4 250 | 8 000 | 88,24 | 2 304 | 40 000 | 1 636,11 |
| Germany, Fed. Rep. Of | 3 930 | 0 | -100,00 | 42 561 | 0 | -100,00 |
| Belgium | 9 160 | 12 265 | 33,90 | 65 898 | 103 375 | 56,87 |
| Italy | 0 | 1 150 | - | 0 | 2 625 | - |
| Greece | 0 | 2 500 | - | 0 | 15 798 | - |
| SUKU CADANG KENDARAAN BERMOTOR RODA | | | | | | |
| EMPAT ATAU LEBIH | 43 113 568 | 46 988 610 | 8,99 | 345 393 580 | 367 318 027 | 6,35 |
| Japan | 10 217 618 | 9 970 123 | -2,42 | 48 134 974 | 54 238 767 | 12,68 |
| Hongkong | 8 819 | 19 042 | 115,94 | 95 478 | 254 998 | 167,07 |
| Korea, Republic Of | 20 333 | 4 553 | -77,61 | 92 726 | 26 340 | -71,59 |
| Taiwan | 509 226 | 466 274 | -8,43 | 4 596 210 | 5 646 334 | 22,85 |
| China | 650 772 | 329 337 | -49,39 | 11 247 801 | 7 074 245 | -37,11 |
| Papua New Guinea | 3 | 30 267 | 1 008 784,57 | 370 | 15 160 | 3 997,37 |
| Thailand | 13 760 144 | 11 585 860 | -15,80 | 113 736 514 | 100 479 950 | -11,66 |
| Singapore | 158 030 | 219 003 | 38,58 | 1 769 128 | 2 164 410 | 22,34 |
| Philippines | 1 461 120 | 3 293 680 | 125,42 | 10 031 390 | 19 836 287 | 97,74 |
| Malaysia | 4 259 840 | 6 049 604 | 42,01 | 44 687 844 | 44 751 691 | 0,14 |
| Myanmar | 2 593 | 10 080 | 288,80 | 94 892 | 175 294 | 84,73 |
| Cambodia | 1 913 | 1 579 | -17,44 | 16 855 | 32 456 | 92,56 |
| Brunei Darussalam | 418 | 1 215 | 191,02 | 5 762 | 16 502 | 186,39 |
| Vietnam | 1 333 736 | 1 473 010 | 10,44 | 9 341 653 | 11 174 715 | 19,62 |
| India | 894 409 | 1 862 846 | 108,28 | 8 519 148 | 15 436 419 | 81,20 |
| Pakistan | 393 591 | 898 603 | 128,31 | 2 675 364 | 7 953 298 | 197,28 |
| Bangladesh | 109 877 | 79 546 | -27,60 | 296 623 | 213 657 | -27,97 |
| Sri Lanka | 0 | 14 847 | - | 0 | 46 411 | - |
| Iran (Islamic Republic Of) | 21 060 | 0 | -100,00 | 108 248 | 0 | -100,00 |
| Saudi Arabia | 86 323 | 109 020 | 26,29 | 1 092 890 | 1 420 415 | 29,97 |
| Israel | 6 223 | 8 941 | 43,68 | 47 589 | 59 116 | 24,22 |
| Kuwait | 43 121 | 48 115 | 11,58 | 166 264 | 184 858 | 11,18 |
| Lebanon | 0 | 3 940 | - | 0 | 41 900 | - |
| Yemen | 33 674 | 9 009 | -73,25 | 79 016 | 9 800 | -87,60 |
| Oman | 1 095 | 5 321 | 385,91 | 15 586 | 36 805 | 136,15 |
| Turkey | 110 822 | 210 024 | 89,51 | 1 221 890 | 3 336 798 | 173,09 |
| United Arab Emirates | 60 468 | 485 570 | 703,03 | 309 798 | 512 781 | 65,52 |
| Qatar | 2 601 | 985 | -62,15 | 44 240 | 21 107 | -52,29 |
| Bahrain | 1 | 0 | -100,00 | 4 | 0 | -100,00 |
| Cyprus | 0 | 5 209 | - | 0 | 49 487 | - |
| Egypt | 173 091 | 41 750 | -75,88 | 765 960 | 106 400 | -86,11 |
| Tunisia | 5 119 | 0 | -100,00 | 13 924 | 0 | -100,00 |
| Algeria | 1 525 | 0 | -100,00 | 12 553 | 0 | -100,00 |
| Sudan | 0 | 143 | - | 0 | 1 050 | - |
| Togo | 18 | 0 | -100,00 | 18 | 0 | -100,00 |
| Congo | 1 | 0 | -100,00 | 31 | 0 | -100,00 |
| Seychelles | 0 | 1 420 | - | 0 | 24 641 | - |
| South Africa | 143 158 | 92 326 | -35,51 | 3 099 341 | 1 521 990 | -50,89 |
| Mauritius | 3 529 | 0 | -100,00 | 11 845 | 0 | -100,00 |
| Australia | 139 632 | 171 177 | 22,59 | 1 506 925 | 1 831 096 | 21,51 |
| New Zealand | 6 067 | 5 101 | -15,93 | 49 297 | 31 556 | -35,99 |
| Saint Vincent And The Grenadines | 90 | 0 | -100,00 | 1 799 | 0 | -100,00 |
| Vanuatu | 356 | 0 | -100,00 | 5 923 | 0 | -100,00 |
| Fiji | 13 044 | 107 | -99,18 | 116 127 | 839 | -99,28 |
| Solomon Islands | 0 | 65 | - | 0 | 361 | - |
| East Timor | 103 627 | 116 334 | 12,26 | 87 204 | 105 423 | 20,89 |
| United States | 1 657 124 | 1 581 015 | -4,59 | 16 477 161 | 16 810 361 | 2,02 |
| Canada | 18 050 | 9 124 | -49,45 | 103 397 | 71 799 | -30,56 |
| Mexico | 1 708 743 | 2 008 931 | 17,57 | 24 172 059 | 27 707 393 | 14,63 |
| Guatemala | 788 | 0 | -100,00 | 11 456 | 0 | -100,00 |
| Nicaragua | 2 206 | 0 | -100,00 | 31 964 | 0 | -100,00 |
| Panama | 470 | 1 222 | 160,15 | 7 101 | 19 537 | 175,12 |
| Suriname | 0 | 100 | - | 0 | 760 | - |
| Chile | 1 736 | 3 755 | 116,28 | 20 782 | 42 131 | 102,73 |

**TABEL 6. PERKEMBANGAN EKSPOR INDONESIA MENURUT KOMODITI DAN NEGARA TUJUAN
JANUARI-FEBRUARI 2016 DAN 2017**

| KOMODITI / NEGARA TUJUAN | BERAT BERSIH (KG) | | PERUB | NILAI FOB (US \$) | | PERUB |
|--|-------------------|------------------|---------------|-------------------|-------------------|---------------|
| | JAN-FEB 2016 | JAN-FEB 2017 | % | JAN-FEB 2016 | JAN-FEB 2017 | % |
| | (1) | (2) | (3) | (4) | (5) | (6) |
| Venezuela | 0 | 1 993 | - | 0 | 15 031 | - |
| Argentina | 229 441 | 223 356 | -2,65 | 2 368 280 | 1 969 240 | -16,85 |
| Brazil | 1 431 695 | 1 498 193 | 4,64 | 20 269 572 | 21 563 602 | 6,38 |
| Colombia | 3 155 | 2 110 | -33,13 | 34 389 | 22 413 | -34,82 |
| Bolivia | 853 | 635 | -25,53 | 11 226 | 9 883 | -11,96 |
| Paraguay | 1 267 | 0 | -100,00 | 8 348 | 0 | -100,00 |
| Peru | 2 333 | 3 512 | 50,56 | 35 653 | 68 192 | 91,27 |
| Trinidad And Tobago | 294 | 109 | -63,00 | 649 | 1 376 | 112,08 |
| Bahamas | 77 | 217 | 180,23 | 1 106 | 1 937 | 75,21 |
| Jamaica | 32 | 187 | 477,78 | 310 | 2 849 | 820,33 |
| Costa Rica | 1 023 | 1 191 | 16,36 | 14 165 | 15 185 | 7,21 |
| Haiti | 0 | 87 | - | 0 | 1 471 | - |
| Barbados | 1 157 | 994 | -14,15 | 17 435 | 12 333 | -29,26 |
| Aruba | 241 | 75 | -69,03 | 318 | 1 606 | 404,41 |
| Bermuda | 494 | 144 | -70,86 | 4 642 | 3 020 | -34,94 |
| Cayman Islands | 65 | 0 | -100,00 | 866 | 0 | -100,00 |
| French Polynesia | 14 | 0 | -100,00 | 119 | 0 | -100,00 |
| Grenada | 53 | 0 | -100,00 | 1 379 | 0 | -100,00 |
| Netherlands Antilles | 481 | 0 | -100,00 | 4 729 | 0 | -100,00 |
| Turks And Caicos Islands | 0 | 22 | - | 0 | 301 | - |
| Saint Kitts And Nevis | 38 | 0 | -100,00 | 478 | 0 | -100,00 |
| Virgin Islands (British) | 0 | 28 | - | 0 | 675 | - |
| United Kingdom | 259 317 | 204 463 | -21,15 | 4 134 072 | 3 337 721 | -19,26 |
| Netherlands | 1 193 037 | 1 300 960 | 9,05 | 4 847 720 | 4 831 495 | -0,33 |
| France | 45 504 | 26 394 | -42,00 | 273 817 | 134 260 | -50,97 |
| Germany, Fed. Rep. Of | 922 224 | 1 286 978 | 39,55 | 4 223 825 | 6 208 353 | 46,98 |
| Austria | 55 | 392 | 612,73 | 5 622 | 14 913 | 165,29 |
| Belgium | 35 943 | 49 187 | 36,85 | 259 664 | 352 205 | 35,64 |
| Denmark | 5 472 | 5 606 | 2,45 | 58 974 | 60 603 | 2,76 |
| Norway | 29 407 | 10 803 | -63,26 | 175 183 | 56 648 | -67,66 |
| Sweden | 197 007 | 191 932 | -2,58 | 1 139 034 | 971 786 | -14,68 |
| Finland | 49 259 | 0 | -100,00 | 289 966 | 0 | -100,00 |
| Italy | 52 240 | 102 371 | 95,96 | 356 025 | 803 326 | 125,64 |
| Spain | 3 507 | 3 967 | 13,12 | 30 704 | 24 057 | -21,65 |
| Portugal | 5 709 | 8 142 | 42,61 | 48 489 | 55 955 | 15,40 |
| Greece | 24 889 | 40 328 | 62,03 | 184 692 | 238 345 | 29,05 |
| Hungary | 0 | 2 148 | - | 0 | 24 166 | - |
| Poland | 26 953 | 3 263 | -87,89 | 115 423 | 25 635 | -77,79 |
| Ukraine | 0 | 3 158 | - | 0 | 27 230 | - |
| Latvia | 14 963 | 4 749 | -68,26 | 57 129 | 23 185 | -59,42 |
| Estonia | 11 588 | 45 091 | 289,12 | 45 583 | 171 278 | 275,75 |
| Malta | 1 556 | 0 | -100,00 | 19 512 | 0 | -100,00 |
| Slovakia | 266 033 | 495 877 | 86,40 | 748 690 | 1 474 063 | 96,89 |
| Czech Republic | 45 | 55 332 | 121 721,93 | 2 610 | 466 553 | 17 775,59 |
| Russia Federation | 169 945 | 186 443 | 9,71 | 680 056 | 841 800 | 23,78 |
| KAROSERI KENDARAAN BERMOTOR RODA | | | | | | |
| EMPAT ATAU LEBIH | 387 348 | 2 435 491 | 528,76 | 643 598 | 6 726 268 | 945,10 |
| Japan | 1 495 | 2 020 | 35,12 | 4 869 | 43 534 | 794,03 |
| China | 1 720 | 0 | -100,00 | 20 732 | 0 | -100,00 |
| Papua New Guinea | 0 | 23 | - | 0 | 27 | - |
| Thailand | 54 919 | 46 848 | -14,70 | 53 158 | 35 025 | -34,11 |
| Singapore | 142 612 | 1 685 033 | 1 081,55 | 251 332 | 5 106 959 | 1 931,95 |
| Philippines | 34 009 | 0 | -100,00 | 196 114 | 0 | -100,00 |
| Malaysia | 106 192 | 96 180 | -9,43 | 75 888 | 24 500 | -67,72 |
| Brunei Darussalam | 10 000 | 0 | -100,00 | 2 845 | 0 | -100,00 |
| Sri Lanka | 119 | 0 | -100,00 | 969 | 0 | -100,00 |
| Angola | 0 | 1 308 | - | 0 | 2 000 | - |
| Australia | 7 800 | 27 000 | 246,15 | 10 000 | 17 313 | 73,13 |
| East Timor | 1 383 | 440 | -68,17 | 238 | 521 | 119,40 |
| United States | 25 100 | 1 000 | -96,02 | 5 250 | 5 000 | -4,76 |
| Canada | 0 | 70 491 | - | 0 | 379 881 | - |
| United Kingdom | 0 | 3 850 | - | 0 | 13 410 | - |
| Netherlands | 0 | 130 442 | - | 0 | 59 344 | - |
| France | 0 | 118 060 | - | 0 | 10 250 | - |
| Germany, Fed. Rep. Of | 1 999 | 252 795 | 12 546,08 | 22 203 | 1 028 504 | 4 532,34 |
| KURSI UNTUK KENDARAAN BERMOTOR RODA | | | | | | |
| EMPAT ATAU LEBIH | 10 069 | 21 218 | 110,73 | 47 662 | 276 036 | 479,15 |
| Japan | 180 | 1 574 | 774,43 | 1 454 | 81 704 | 5 520,11 |
| China | 0 | 38 | - | 0 | 372 | - |
| Singapore | 1 602 | 497 | -68,99 | 11 896 | 6 708 | -43,61 |
| Pakistan | 0 | 8 658 | - | 0 | 75 581 | - |
| Angola | 8 | 0 | -100,00 | 58 | 0 | -100,00 |
| South Africa | 287 | 0 | -100,00 | 1 319 | 0 | -100,00 |
| Australia | 19 | 149 | 681,89 | 118 | 2 150 | 1 715,69 |
| New Zealand | 0 | 1 418 | - | 0 | 14 203 | - |
| East Timor | 4 525 | 60 | -98,67 | 385 | 150 | -61,04 |
| United States | 450 | 246 | -45,43 | 4 081 | 2 182 | -46,52 |
| France | 0 | 70 | - | 0 | 312 | - |
| Belgium | 2 997 | 8 509 | 183,90 | 28 351 | 92 674 | 226,88 |
| KENDARAAN TEMPUR DAN BAGIANNYA | 7 682 833 | 7 955 243 | 3,55 | 82 362 460 | 87 841 210 | 6,65 |
| Japan | 767 395 | 471 145 | -38,60 | 8 874 786 | 5 933 283 | -33,14 |
| Hongkong | 19 341 | 12 608 | -34,81 | 267 864 | 171 616 | -35,93 |

**TABEL 6. PERKEMBANGAN EKSPOR INDONESIA MENURUT KOMODITI DAN NEGARA TUJUAN
JANUARI-FEBRUARI 2016 DAN 2017**

| KOMODITI / NEGARA TUJUAN | BERAT BERSIH (KG) | | PERUB | NILAI FOB (US \$) | | PERUB |
|----------------------------------|-------------------|-------------------|--------------|--------------------|------------------|---------------|
| | JAN-FEB 2016 | JAN-FEB 2017 | % | JAN-FEB 2016 | JAN-FEB 2017 | % |
| | (1) | (2) | (3) | (4) | (5) | (6) |
| Korea, Republic Of | 50 674 | 88 464 | 74,57 | 730 551 | 1 106 794 | 51,50 |
| Taiwan | 71 590 | 17 028 | -76,21 | 957 260 | 217 164 | -77,31 |
| China | 31 496 | 0 | -100,00 | 395 803 | 0 | -100,00 |
| Papua New Guinea | 0 | 6 400 | - | 0 | 4 800 | - |
| Thailand | 1 089 596 | 1 135 809 | 4,24 | 11 577 228 | 13 385 136 | 15,62 |
| Singapore | 14 166 | 50 584 | 257,08 | 224 160 | 649 870 | 189,91 |
| Philippines | 2 351 274 | 3 166 372 | 34,67 | 22 841 504 | 32 757 215 | 43,41 |
| Malaysia | 25 894 | 10 507 | -59,42 | 387 181 | 196 796 | -49,17 |
| Myanmar | 188 886 | 211 776 | 12,12 | 1 009 242 | 1 363 922 | 35,14 |
| Cambodia | 218 871 | 154 775 | -29,28 | 2 466 020 | 1 763 940 | -28,47 |
| Vietnam | 163 137 | 503 588 | 208,69 | 2 088 924 | 5 386 262 | 157,85 |
| Maldives | 4 608 | 8 015 | 73,94 | 43 104 | 80 334 | 86,37 |
| India | 40 | 0 | -100,00 | 2 396 | 0 | -100,00 |
| Pakistan | 4 953 | 0 | -100,00 | 41 460 | 0 | -100,00 |
| Bangladesh | 0 | 22 205 | - | 0 | 348 260 | - |
| Saudi Arabia | 5 720 | 2 280 | -60,14 | 60 773 | 22 913 | -62,30 |
| Israel | 7 680 | 19 200 | 150,00 | 86 976 | 230 720 | 165,27 |
| Kuwait | 2 280 | 0 | -100,00 | 23 534 | 0 | -100,00 |
| Lebanon | 8 220 | 9 600 | 16,79 | 85 461 | 111 200 | 30,12 |
| Turkey | 361 014 | 143 040 | -60,38 | 4 571 566 | 1 779 328 | -61,08 |
| United Arab Emirates | 16 854 | 0 | -100,00 | 315 913 | 0 | -100,00 |
| Qatar | 0 | 5 700 | - | 0 | 54 221 | - |
| Bahrain | 0 | 5 700 | - | 0 | 57 283 | - |
| Tanzania, United Rep. Of | 480 | 1 720 | 258,33 | 1 584 | 4 800 | 203,03 |
| Kenya | 6 000 | 9 000 | 50,00 | 49 700 | 23 900 | -51,91 |
| Reunion | 125 | 0 | -100,00 | 450 | 0 | -100,00 |
| Togo | 81 550 | 63 182 | -22,52 | 595 433 | 507 023 | -14,85 |
| Ghana | 4 554 | 0 | -100,00 | 5 077 | 0 | -100,00 |
| Guinea | 13 858 | 78 774 | 468,45 | 64 204 | 436 835 | 580,39 |
| Congo | 278 | 278 | 0,00 | 648 | 675 | 4,17 |
| Senegal | 2 000 | 140 | -93,00 | 2 592 | 2 069 | -20,18 |
| Benin | 23 288 | 0 | -100,00 | 154 225 | 0 | -100,00 |
| Burkina Faso | 123 611 | 106 530 | -13,82 | 802 879 | 656 283 | -18,26 |
| Niger | 6 775 | 0 | -100,00 | 39 300 | 0 | -100,00 |
| South Africa | 5 235 | 0 | -100,00 | 77 200 | 0 | -100,00 |
| Mauritius | 0 | 1 733 | - | 0 | 40 450 | - |
| Australia | 115 546 | 119 632 | 3,54 | 1 747 196 | 1 928 211 | 10,36 |
| New Zealand | 19 712 | 4 928 | -75,00 | 302 144 | 82 176 | -72,80 |
| New Caledonia | 0 | 1 345 | - | 0 | 6 692 | - |
| Cook Islands | 4 656 | 0 | -100,00 | 46 464 | 0 | -100,00 |
| Kiribati | 1 140 | 0 | -100,00 | 6 628 | 0 | -100,00 |
| East Timor | 304 754 | 293 944 | -3,55 | 2 134 750 | 2 604 557 | 22,01 |
| United States | 334 907 | 318 378 | -4,94 | 4 361 286 | 4 694 564 | 7,64 |
| Canada | 73 040 | 45 648 | -37,50 | 946 440 | 1 090 400 | 15,21 |
| Mexico | 56 960 | 59 920 | 5,20 | 728 928 | 776 208 | 6,49 |
| Guatemala | 121 680 | 33 899 | -72,14 | 439 920 | 192 510 | -56,24 |
| Nicaragua | 13 520 | 0 | -100,00 | 49 920 | 0 | -100,00 |
| Panama | 10 080 | 0 | -100,00 | 68 000 | 0 | -100,00 |
| Chile | 26 560 | 13 280 | -50,00 | 348 560 | 189 280 | -45,70 |
| Colombia | 142 448 | 78 350 | -45,00 | 1 500 654 | 1 012 448 | -32,53 |
| Uruguay | 13 520 | 0 | -100,00 | 49 920 | 0 | -100,00 |
| Ecuador | 0 | 13 200 | - | 0 | 187 520 | - |
| Peru | 6 640 | 24 388 | 267,29 | 90 320 | 248 340 | 174,96 |
| Costa Rica | 6 640 | 3 300 | -50,30 | 88 200 | 46 880 | -46,85 |
| Bermuda | 2 852 | 6 000 | 110,38 | 35 067 | 37 600 | 7,22 |
| Netherlands | 26 990 | 0 | -100,00 | 430 985 | 0 | -100,00 |
| France | 81 685 | 238 080 | 191,46 | 1 029 160 | 2 815 347 | 173,56 |
| Germany, Fed. Rep. Of | 139 195 | 27 139 | -80,50 | 1 895 675 | 328 478 | -82,67 |
| Belgium | 6 605 | 648 | -90,19 | 1 244 376 | 2 479 | -99,80 |
| Switzerland | 74 664 | 76 800 | 2,86 | 893 767 | 908 160 | 1,61 |
| Sweden | 6 840 | 0 | -100,00 | 72 687 | 0 | -100,00 |
| Italy | 150 368 | 78 295 | -47,93 | 1 938 452 | 909 411 | -53,09 |
| Spain | 201 963 | 142 080 | -29,65 | 2 320 719 | 1 677 888 | -27,70 |
| Portugal | 4 560 | 0 | -100,00 | 48 458 | 0 | -100,00 |
| Greece | 52 428 | 69 840 | 33,21 | 553 864 | 808 966 | 46,06 |
| Russia Federation | 11 440 | 0 | -100,00 | 144 920 | 0 | -100,00 |
| KAPAL LAUT DAN SEJENISNYA | 30 304 104 | 29 832 297 | -1,56 | 106 537 774 | 7 895 016 | -92,59 |
| Japan | 0 | 29 | - | 0 | 239 | - |
| Korea, Republic Of | 13 100 000 | 0 | -100,00 | 17 778 775 | 0 | -100,00 |
| Taiwan | 1 976 | 0 | -100,00 | 7 375 | 0 | -100,00 |
| Thailand | 0 | 1 668 000 | - | 0 | 185 000 | - |
| Singapore | 10 982 831 | 23 499 976 | 113,97 | 64 883 653 | 6 234 878 | -90,39 |
| Philippines | 0 | 3 533 200 | - | 0 | 1 206 959 | - |
| Malaysia | 183 020 | 950 000 | 419,07 | 396 721 | 113 064 | -71,50 |
| Maldives | 768 000 | 0 | -100,00 | 1 046 622 | 0 | -100,00 |
| India | 4 191 599 | 0 | -100,00 | 10 170 433 | 0 | -100,00 |
| Kenya | 0 | 118 000 | - | 0 | 7 481 | - |
| Australia | 1 055 042 | 13 600 | -98,71 | 12 243 165 | 38 442 | -99,69 |
| East Timor | 12 | 22 | 83,33 | 30 | 7 | -77,50 |
| United States | 24 | 0 | -100,00 | 1 000 | 0 | -100,00 |
| Netherlands | 0 | 39 468 | - | 0 | 7 144 | - |
| France | 21 600 | 0 | -100,00 | 10 000 | 0 | -100,00 |
| Belgium | 0 | 2 | - | 0 | 4 | - |
| Sweden | 0 | 10 000 | - | 0 | 101 799 | - |

**TABEL 6. PERKEMBANGAN EKSPOR INDONESIA MENURUT KOMODITI DAN NEGARA TUJUAN
JANUARI-FEBRUARI 2016 DAN 2017**

| KOMODITI / NEGARA TUJUAN | BERAT BERSIH (KG) | | PERUB | NILAI FOB (US \$) | | PERUB |
|--|-------------------|------------------|--------------|-------------------|-------------------|--------------|
| | JAN-FEB 2016 | JAN-FEB 2017 | % | JAN-FEB 2016 | JAN-FEB 2017 | % |
| (1) | (2) | (3) | (4) | (5) | (6) | (7) |
| SUKU CADANG KENDARAAN BERMOTOR RODA | | | | | | |
| DUA ATAU TIGA | 5 547 503 | 7 185 978 | 29,54 | 47 572 376 | 71 659 999 | 50,63 |
| Japan | 418 992 | 398 492 | -4,89 | 2 008 961 | 3 580 320 | 78,22 |
| Hongkong | 6 087 | 7 630 | 25,35 | 984 731 | 2 674 305 | 171,58 |
| Korea, Republic Of | 0 | 1 | - | 0 | 79 | - |
| Taiwan | 10 477 | 19 871 | 89,67 | 235 037 | 507 805 | 116,05 |
| China | 239 228 | 86 654 | -63,78 | 2 401 596 | 1 450 609 | -39,60 |
| Papua New Guinea | 55 | 0 | -100,00 | 653 | 0 | -100,00 |
| Thailand | 684 461 | 703 401 | 2,77 | 6 210 300 | 6 651 907 | 7,11 |
| Singapore | 26 522 | 18 882 | -28,81 | 3 221 306 | 5 498 505 | 70,69 |
| Philippines | 2 017 804 | 2 902 607 | 43,85 | 13 019 259 | 18 709 142 | 43,70 |
| Malaysia | 693 923 | 1 081 496 | 55,85 | 8 160 044 | 10 146 759 | 24,35 |
| Myanmar | 0 | 122 | - | 0 | 1 884 | - |
| Brunei Darussalam | 107 | 0 | -100,00 | 596 | 0 | -100,00 |
| Vietnam | 230 664 | 544 380 | 136,01 | 2 911 115 | 9 496 251 | 226,21 |
| Maldives | 0 | 369 | - | 0 | 2 238 | - |
| India | 110 410 | 58 602 | -46,92 | 1 038 704 | 1 133 360 | 9,11 |
| Pakistan | 0 | 6 112 | - | 0 | 50 677 | - |
| Iran (Islamic Republic Of) | 678 | 20 934 | 2 987,61 | 11 194 | 53 251 | 375,71 |
| Turkey | 2 | 0 | -100,00 | 17 | 0 | -100,00 |
| United Arab Emirates | 746 | 2 405 | 222,41 | 23 709 | 792 226 | 3 241,45 |
| Togo | 9 070 | 38 011 | 319,08 | 11 546 | 103 087 | 792,80 |
| Ghana | 11 000 | 13 256 | 20,51 | 23 225 | 20 088 | -13,51 |
| Guinea | 1 753 | 5 316 | 203,28 | 20 579 | 49 910 | 142,52 |
| Congo | 50 | 490 | 880,00 | 144 | 375 | 160,42 |
| Mali | 0 | 3 | - | 0 | 92 | - |
| Benin | 262 | 0 | -100,00 | 1 801 | 0 | -100,00 |
| Burkina Faso | 225 | 426 | 89,33 | 960 | 1 520 | 58,33 |
| Niger | 191 | 0 | -100,00 | 1 490 | 0 | -100,00 |
| South Africa | 0 | 1 | - | 0 | 24 | - |
| Mauritius | 0 | 7 | - | 0 | 580 | - |
| Australia | 39 | 15 | -61,42 | 312 | 297 | -4,77 |
| East Timor | 48 314 | 43 034 | -10,93 | 59 403 | 41 535 | -30,08 |
| United States | 317 904 | 190 248 | -40,16 | 1 823 024 | 1 151 114 | -36,86 |
| Canada | 1 | 399 | 39 820,00 | 13 | 6 005 | 47 823,38 |
| Argentina | 17 854 | 65 | -99,64 | 34 641 | 2 240 | -93,53 |
| Brazil | 311 614 | 502 619 | 61,30 | 3 197 895 | 5 012 350 | 56,74 |
| Colombia | 153 989 | 299 608 | 94,56 | 1 251 586 | 2 748 682 | 119,62 |
| United Kingdom | 421 | 0 | -100,00 | 6 001 | 0 | -100,00 |
| Netherlands | 13 526 | 104 745 | 674,39 | 108 917 | 262 925 | 141,40 |
| France | 11 185 | 51 536 | 360,77 | 79 799 | 387 730 | 385,88 |
| Belgium | 34 | 5 | -85,29 | 2 394 | 302 | -87,37 |
| Italy | 61 255 | 64 939 | 6,01 | 655 109 | 975 020 | 48,83 |
| Spain | 6 787 | 11 146 | 64,21 | 44 473 | 63 396 | 42,55 |
| Greece | 141 875 | 8 152 | -94,25 | 21 842 | 83 412 | 281,88 |
| SUKU CADANG SEPEDA DAN SEJENISNYA | 4 224 732 | 3 992 059 | -5,51 | 30 374 305 | 28 857 903 | -4,99 |
| Japan | 323 440 | 302 633 | -6,43 | 3 339 128 | 3 107 559 | -6,94 |
| Hongkong | 0 | 7 | - | 0 | 451 | - |
| Korea, Republic Of | 0 | 13 | - | 0 | 1 210 | - |
| Taiwan | 33 666 | 19 310 | -42,64 | 181 993 | 61 399 | -66,26 |
| China | 14 341 | 18 624 | 29,87 | 41 880 | 62 106 | 48,30 |
| Papua New Guinea | 0 | 1 | - | 0 | 14 | - |
| Thailand | 20 788 | 14 827 | -28,68 | 46 870 | 55 912 | 19,29 |
| Singapore | 3 013 147 | 2 950 693 | -2,07 | 23 821 438 | 23 218 502 | -2,53 |
| Philippines | 50 511 | 9 488 | -81,22 | 172 088 | 30 950 | -82,01 |
| Malaysia | 23 706 | 38 332 | 61,70 | 213 311 | 245 390 | 15,04 |
| Cambodia | 7 873 | 4 707 | -40,22 | 21 500 | 11 172 | -48,04 |
| Brunei Darussalam | 1 000 | 0 | -100,00 | 13 931 | 0 | -100,00 |
| Vietnam | 25 869 | 29 934 | 15,71 | 134 699 | 168 986 | 25,45 |
| India | 3 | 0 | -100,00 | 79 | 0 | -100,00 |
| Pakistan | 5 171 | 0 | -100,00 | 17 370 | 0 | -100,00 |
| Bangladesh | 58 894 | 65 856 | 11,82 | 90 868 | 147 784 | 62,63 |
| Sri Lanka | 11 701 | 4 760 | -59,32 | 35 448 | 14 178 | -60,00 |
| Israel | 0 | 30 | - | 0 | 335 | - |
| Turkey | 50 813 | 20 080 | -60,48 | 220 937 | 93 189 | -57,82 |
| United Arab Emirates | 0 | 9 | - | 0 | 84 | - |
| Egypt | 24 604 | 0 | -100,00 | 62 839 | 0 | -100,00 |
| Morocco | 5 166 | 0 | -100,00 | 12 269 | 0 | -100,00 |
| Tunisia | 24 258 | 0 | -100,00 | 60 398 | 0 | -100,00 |
| Congo | 35 | 0 | -100,00 | 36 | 0 | -100,00 |
| Nigeria | 789 | 0 | -100,00 | 27 822 | 0 | -100,00 |
| Burkina Faso | 372 | 599 | 61,02 | 1 690 | 2 900 | 71,60 |
| Australia | 370 | 450 | 21,63 | 6 449 | 15 146 | 134,85 |
| New Zealand | 0 | 362 | - | 0 | 3 910 | - |
| East Timor | 10 454 | 14 137 | 35,24 | 19 068 | 21 342 | 11,93 |
| United States | 1 | 311 | 30 960,00 | 50 | 54 005 | 107 910,50 |
| Canada | 0 | 6 | - | 0 | 1 807 | - |
| Mexico | 10 631 | 943 | -91,13 | 23 928 | 4 155 | -82,64 |
| Honduras | 0 | 18 432 | - | 0 | 56 364 | - |
| Chile | 6 | 532 | 8 773,33 | 200 | 2 928 | 1 364,20 |
| Argentina | 20 958 | 31 978 | 52,58 | 101 016 | 108 381 | 7,29 |
| Brazil | 0 | 1 127 | - | 0 | 6 398 | - |
| Colombia | 83 | 1 603 | 1 829,99 | 2 208 | 17 041 | 671,78 |
| Peru | 0 | 13 679 | - | 0 | 32 479 | - |
| Greenland | 0 | 237 | - | 0 | 1 721 | - |

**TABEL 6. PERKEMBANGAN EKSPOR INDONESIA MENURUT KOMODITI DAN NEGARA TUJUAN
JANUARI-FEBRUARI 2016 DAN 2017**

| KOMODITI / NEGARA TUJUAN | BERAT BERSIH (KG) | | PERUB | NILAI FOB (US \$) | | PERUB |
|--|-------------------|------------------|---------------|-------------------|-------------------|---------------|
| | JAN-FEB 2016 | JAN-FEB 2017 | % | JAN-FEB 2016 | JAN-FEB 2017 | % |
| | (1) | (2) | (3) | (4) | (5) | (6) |
| United Kingdom | 435 | 36 | -91,72 | 23 133 | 740 | -96,80 |
| Netherlands | 145 945 | 103 494 | -29,09 | 467 316 | 333 978 | -28,53 |
| France | 0 | 69 | - | 0 | 217 | - |
| Germany, Fed. Rep. Of | 24 510 | 19 990 | -18,44 | 99 237 | 70 551 | -28,91 |
| Austria | 0 | 414 | - | 0 | 5 798 | - |
| Belgium | 0 | 5 | - | 0 | 100 | - |
| Denmark | 4 506 | 812 | -81,98 | 29 094 | 1 334 | -95,41 |
| Sweden | 0 | 226 | - | 0 | 4 616 | - |
| Finland | 0 | 125 | - | 0 | 1 800 | - |
| Italy | 195 514 | 196 769 | 0,64 | 594 415 | 469 613 | -21,00 |
| Spain | 14 242 | 17 144 | 20,37 | 80 133 | 106 946 | 33,46 |
| Greece | 19 395 | 10 243 | -47,19 | 74 760 | 50 509 | -32,44 |
| Hungary | 11 527 | 14 034 | 21,75 | 46 686 | 56 047 | 20,05 |
| Poland | 43 940 | 41 746 | -4,99 | 138 592 | 121 921 | -12,03 |
| Bulgaria | 9 636 | 9 785 | 1,55 | 29 855 | 32 266 | 8,08 |
| Estonia | 0 | 22 | - | 0 | 93 | - |
| Slovakia | 4 762 | 13 446 | 182,36 | 17 172 | 53 574 | 211,98 |
| Czech Republic | 11 668 | 0 | -100,00 | 103 951 | 0 | -100,00 |
| Russia Federation | 3 | 0 | -100,00 | 450 | 0 | -100,00 |
| PESAWAT UDARA DAN BAGIANNYA | 147 964 | 95 945 | -35,16 | 18 576 111 | 15 126 372 | -18,57 |
| Japan | 15 | 415 | 2 665,60 | 110 | 5 759 | 5 121,02 |
| Hongkong | 6 107 | 1 594 | -73,90 | 1 421 832 | 74 587 | -94,75 |
| Korea, Republic Of | 149 | 2 999 | 1 910,49 | 540 146 | 796 425 | 47,45 |
| China | 32 221 | 417 | -98,71 | 127 775 | 108 047 | -15,44 |
| Papua New Guinea | 0 | 3 286 | - | 0 | 126 039 | - |
| Thailand | 1 090 | 9 600 | 780,92 | 234 765 | 189 988 | -19,07 |
| Singapore | 43 295 | 4 906 | -88,67 | 3 126 473 | 1 280 459 | -59,04 |
| Philippines | 940 | 100 | -89,36 | 25 000 | 2 495 | -90,02 |
| Malaysia | 6 787 | 14 404 | 112,23 | 1 144 114 | 3 953 291 | 245,53 |
| Brunei Darussalam | 1 | 2 | 87,00 | 4 225 | 8 090 | 91,51 |
| Vietnam | 0 | 15 | - | 0 | 551 | - |
| India | 60 | 63 | 3,51 | 18 989 | 22 098 | 16,38 |
| Pakistan | 195 | 20 | -89,50 | 283 312 | 88 527 | -68,75 |
| Bangladesh | 0 | 13 268 | - | 0 | 1 400 000 | - |
| Iran (Islamic Republic Of) | 0 | 2 495 | - | 0 | 148 934 | - |
| United Arab Emirates | 1 181 | 795 | -32,68 | 264 249 | 246 003 | -6,90 |
| Senegal | 0 | 415 | - | 0 | 96 177 | - |
| South Africa | 0 | 144 | - | 0 | 6 714 | - |
| Australia | 3 724 | 743 | -80,05 | 2 418 158 | 39 267 | -98,38 |
| New Zealand | 0 | 200 | - | 0 | 100 | - |
| United States | 8 217 | 18 265 | 122,28 | 2 294 149 | 948 601 | -58,65 |
| Canada | 70 | 940 | 1 236,18 | 18 103 | 286 556 | 1 482,88 |
| Paraguay | 0 | 260 | - | 0 | 3 200 | - |
| United Kingdom | 38 085 | 15 660 | -58,88 | 4 171 390 | 3 035 296 | -27,24 |
| Netherlands | 85 | 55 | -35,29 | 349 084 | 159 712 | -54,25 |
| France | 4 102 | 3 311 | -19,28 | 1 724 307 | 1 235 837 | -28,33 |
| Germany, Fed. Rep. Of | 139 | 265 | 90,37 | 15 372 | 524 864 | 3 314,36 |
| Belgium | 639 | 688 | 7,59 | 24 439 | 27 222 | 11,39 |
| Sweden | 0 | 14 | - | 0 | 53 119 | - |
| Italy | 2 | 0 | -100,00 | 2 119 | 0 | -100,00 |
| Spain | 259 | 184 | -29,07 | 352 998 | 217 604 | -38,36 |
| Poland | 0 | 53 | - | 0 | 34 417 | - |
| Romania | 0 | 370 | - | 0 | 6 391 | - |
| Russia Federation | 600 | 0 | -100,00 | 15 000 | 0 | -100,00 |
| SUKU CADANG MESIN KENDARAAN RODA DUA DAN TIGA | 1 542 726 | 1 775 011 | 15,06 | 13 836 407 | 17 330 422 | 25,25 |
| Japan | 19 023 | 35 865 | 88,53 | 211 766 | 411 809 | 94,46 |
| Taiwan | 0 | 120 | - | 0 | 1 944 | - |
| Thailand | 276 108 | 113 353 | -58,95 | 2 576 081 | 1 154 737 | -55,17 |
| Philippines | 859 518 | 1 196 898 | 39,25 | 7 405 716 | 10 360 936 | 39,90 |
| Malaysia | 295 306 | 146 165 | -50,50 | 2 802 485 | 1 654 362 | -40,97 |
| Cambodia | 380 | 180 | -52,63 | 9 874 | 1 946 | -80,29 |
| Vietnam | 45 549 | 282 429 | 520,05 | 418 110 | 3 744 690 | 795,62 |
| India | 42 | 0 | -100,00 | 702 | 0 | -100,00 |
| Colombia | 46 800 | 0 | -100,00 | 411 674 | 0 | -100,00 |
| SEPEDA DAN SEJENISNYA | 1 274 631 | 1 164 180 | -8,67 | 14 136 296 | 13 799 445 | -2,38 |
| Japan | 9 698 | 12 443 | 28,30 | 233 472 | 223 882 | -4,11 |
| Korea, Republic Of | 1 400 | 0 | -100,00 | 130 800 | 0 | -100,00 |
| China | 0 | 1 515 | - | 0 | 35 715 | - |
| Thailand | 6 662 | 623 | -90,65 | 148 746 | 12 289 | -91,74 |
| Singapore | 8 796 | 5 284 | -39,93 | 159 800 | 102 762 | -35,69 |
| Philippines | 0 | 248 | - | 0 | 2 828 | - |
| Malaysia | 10 938 | 5 345 | -51,13 | 212 335 | 106 600 | -49,80 |
| Brunei Darussalam | 0 | 20 | - | 0 | 60 | - |
| Nepal | 3 098 | 1 855 | -40,12 | 48 085 | 32 018 | -33,41 |
| Vietnam | 1 496 | 12 | -99,20 | 32 536 | 682 | -97,90 |
| Maldives | 0 | 2 722 | - | 0 | 27 545 | - |
| India | 3 370 | 15 | -99,55 | 52 082 | 317 | -99,39 |
| Saudi Arabia | 0 | 165 000 | - | 0 | 1 162 500 | - |
| Israel | 5 009 | 5 168 | 3,17 | 145 116 | 69 743 | -51,94 |
| Turkey | 1 548 | 0 | -100,00 | 32 133 | 0 | -100,00 |
| United Arab Emirates | 0 | 80 | - | 0 | 6 572 | - |
| Togo | 0 | 200 | - | 0 | 750 | - |
| Nigeria | 0 | 70 | - | 0 | 116 | - |

TABEL 6. PERKEMBANGAN EKSPOR INDONESIA MENURUT KOMODITI DAN NEGARA TUJUAN
JANUARI-FEBRUARI 2016 DAN 2017

| KOMODITI / NEGARA TUJUAN | BERAT BERSIH (KG) | | PERUB | NILAI FOB (US \$) | | PERUB |
|--|-------------------|----------------|------------------|-------------------|------------------|-----------------|
| | JAN-FEB 2016 | JAN-FEB 2017 | % | JAN-FEB 2016 | JAN-FEB 2017 | % |
| (1) | (2) | (3) | (4) | (5) | (6) | (7) |
| Senegal | 20 | 0 | -100,00 | 72 | 0 | -100,00 |
| Australia | 97 124 | 20 825 | -78,56 | 845 599 | 406 402 | -51,94 |
| New Zealand | 0 | 3 922 | - | 0 | 65 215 | - |
| Kiribati | 195 | 1 125 | 476,92 | 1 025 | 1 850 | 80,49 |
| East Timor | 13 441 | 16 732 | 24,49 | 20 014 | 20 220 | 1,03 |
| United States | 33 424 | 129 576 | 287,67 | 519 484 | 2 407 805 | 363,50 |
| Canada | 22 792 | 39 697 | 74,17 | 335 848 | 683 126 | 103,40 |
| Mexico | 518 | 0 | -100,00 | 9 309 | 0 | -100,00 |
| Chile | 272 | 278 | 2,18 | 10 266 | 22 518 | 119,35 |
| Greenland | 0 | 1 520 | - | 0 | 17 155 | - |
| United Kingdom | 74 340 | 63 043 | -15,20 | 1 780 115 | 1 085 343 | -39,03 |
| Netherlands | 11 885 | 19 622 | 65,10 | 92 952 | 381 174 | 310,07 |
| France | 3 584 | 3 432 | -4,24 | 24 275 | 55 054 | 126,79 |
| Germany, Fed. Rep. Of | 20 198 | 27 914 | 38,20 | 413 953 | 211 885 | -48,81 |
| Austria | 39 706 | 42 739 | 7,64 | 613 832 | 589 508 | -3,96 |
| Belgium | 89 | 0 | -100,00 | 4 793 | 0 | -100,00 |
| Denmark | 398 042 | 213 864 | -46,27 | 3 412 479 | 1 966 842 | -42,36 |
| Norway | 20 238 | 16 049 | -20,70 | 311 858 | 438 498 | 40,61 |
| Sweden | 70 555 | 48 028 | -31,93 | 887 712 | 683 596 | -22,99 |
| Finland | 159 974 | 197 523 | 23,47 | 1 194 860 | 1 817 707 | 52,13 |
| Italy | 0 | 228 | - | 0 | 8 224 | - |
| Spain | 39 937 | 28 327 | -29,07 | 284 608 | 227 361 | -20,11 |
| Portugal | 46 568 | 0 | -100,00 | 619 132 | 0 | -100,00 |
| Hungary | 1 671 | 186 | -88,87 | 35 750 | 6 669 | -81,35 |
| Poland | 3 101 | 3 952 | 27,44 | 69 057 | 29 843 | -56,79 |
| Belarus | 0 | 3 805 | - | 0 | 52 797 | - |
| Ukraine | 0 | 540 | - | 0 | 11 918 | - |
| Estonia | 70 784 | 36 334 | -48,67 | 543 027 | 328 745 | -39,46 |
| Slovenia | 36 130 | 32 019 | -11,38 | 435 086 | 358 102 | -17,69 |
| Czech Republic | 19 378 | 8 274 | -57,30 | 130 880 | 80 635 | -38,39 |
| Russia Federation | 38 651 | 4 026 | -89,58 | 345 202 | 56 875 | -83,52 |
| LOKOMOTIF DAN GERBONG KERETA SERTA KELENGKAPANNYA | 557 370 | 518 993 | -6,89 | 1 398 268 | 1 410 627 | 0,88 |
| Japan | 10 | 568 | 5 582,00 | 1 934 | 3 245 | 67,82 |
| China | 8 | 1 | -86,84 | 30 | 3 | -90,00 |
| Singapore | 419 | 525 | 25,42 | 9 942 | 16 304 | 63,99 |
| East Timor | 51 | 2 995 | 5 772,55 | 276 | 639 | 131,31 |
| United States | 445 153 | 514 861 | 15,66 | 1 198 940 | 1 389 857 | 15,92 |
| Canada | 111 600 | 0 | -100,00 | 180 000 | 0 | -100,00 |
| Germany, Fed. Rep. Of | 59 | 0 | -100,00 | 4 207 | 0 | -100,00 |
| Belgium | 1 | 42 | 4 140,00 | 6 | 579 | 9 550,00 |
| Hungary | 70 | 0 | -100,00 | 2 934 | 0 | -100,00 |
| SUKU CADANG KENDARAAN BERMOTOR | 108 808 | 264 401 | 143,00 | 356 037 | 648 876 | 82,25 |
| Japan | 137 | 275 | 101,24 | 1 595 | 3 816 | 139,17 |
| Hongkong | 652 | 120 | -81,60 | 18 140 | 415 | -97,71 |
| Taiwan | 0 | 990 | - | 0 | 215 | - |
| China | 223 | 300 | 34,62 | 999 | 1 516 | 51,76 |
| Papua New Guinea | 0 | 10 | - | 0 | 150 | - |
| Thailand | 3 558 | 23 867 | 570,81 | 26 954 | 400 602 | 1 386,24 |
| Singapore | 2 421 | 925 | -61,79 | 45 899 | 6 367 | -86,13 |
| Philippines | 0 | 114 | - | 0 | 684 | - |
| Malaysia | 117 | 169 015 | 144 357,26 | 500 | 75 505 | 15 000,93 |
| Vietnam | 9 195 | 0 | -100,00 | 7 208 | 0 | -100,00 |
| India | 0 | 8 204 | - | 0 | 2 216 | - |
| Saudi Arabia | 869 | 0 | -100,00 | 17 092 | 0 | -100,00 |
| Oman | 28 200 | 50 700 | 79,79 | 49 080 | 72 900 | 48,53 |
| United Arab Emirates | 56 400 | 0 | -100,00 | 97 100 | 0 | -100,00 |
| Australia | 236 | 0 | -100,00 | 3 531 | 0 | -100,00 |
| New Caledonia | 0 | 72 | - | 0 | 676 | - |
| East Timor | 2 724 | 6 336 | 132,61 | 1 738 | 2 863 | 64,68 |
| United States | 3 775 | 3 473 | -8,01 | 85 238 | 80 951 | -5,03 |
| Brazil | 301 | 0 | -100,00 | 960 | 0 | -100,00 |
| PERAHU LAYAR DAN SEJENISNYA | 4 856 | 43 139 | 788,32 | 94 082 | 389 010 | 313,48 |
| Thailand | 150 | 0 | -100,00 | 1 605 | 0 | -100,00 |
| Singapore | 1 277 | 3 030 | 137,31 | 34 751 | 5 193 | -85,06 |
| Australia | 201 | 0 | -100,00 | 6 433 | 0 | -100,00 |
| New Zealand | 0 | 780 | - | 0 | 26 779 | - |
| United States | 0 | 28 772 | - | 0 | 230 852 | - |
| Netherlands | 2 500 | 0 | -100,00 | 37 042 | 0 | -100,00 |
| Germany, Fed. Rep. Of | 0 | 3 258 | - | 0 | 63 770 | - |
| Belgium | 128 | 0 | -100,00 | 4 664 | 0 | -100,00 |
| Denmark | 0 | 7 299 | - | 0 | 62 415 | - |
| Italy | 600 | 0 | -100,00 | 9 587 | 0 | -100,00 |
| KERETA BAYI | 1 687 | 992 | -41,24 | 3 069 | 416 | -86,45 |
| China | 950 | 0 | -100,00 | 2 550 | 0 | -100,00 |
| Singapore | 0 | 1 | - | 0 | 4 | - |
| Australia | 0 | 20 | - | 0 | 18 | - |
| East Timor | 720 | 971 | 34,81 | 504 | 395 | -21,68 |
| United States | 17 | 0 | -100,00 | 15 | 0 | -100,00 |
| INDUSTRI LAINNYA | 3 | 1 366 | 40 076,47 | 452 | 11 060 | 2 348,63 |
| Japan | 1 | 1 366 | 97 471,43 | 20 | 11 060 | 56 327,29 |

TABEL 6. PERKEMBANGAN EKSPOR INDONESIA MENURUT KOMODITI DAN NEGARA TUJUAN
JANUARI-FEBRUARI 2016 DAN 2017

| KOMODITI / NEGARA TUJUAN | BERAT BERSIH (KG) | | PERUB | NILAI FOB (US \$) | | PERUB |
|----------------------------------|-------------------|-------------------|--------------|--------------------|--------------------|-------------|
| | JAN-FEB 2016 | JAN-FEB 2017 | % | JAN-FEB 2016 | JAN-FEB 2017 | % |
| | (1) | (2) | (3) | (4) | (5) | (6) |
| Philippines | 2 | 0 | -100,00 | 432 | 0 | -100,00 |
| FURNITUR DARI KAYU | 69 365 164 | 68 706 566 | -0,95 | 225 459 196 | 228 468 041 | 1,33 |
| Japan | 11 244 565 | 10 656 996 | -5,23 | 25 132 740 | 24 805 424 | -1,30 |
| Hongkong | 48 572 | 111 165 | 128,87 | 280 362 | 616 172 | 119,78 |
| Korea, Republic Of | 1 921 553 | 1 700 045 | -11,53 | 6 121 895 | 5 289 632 | -13,59 |
| Taiwan | 1 705 787 | 1 430 071 | -16,16 | 5 115 868 | 4 336 081 | -15,24 |
| China | 1 075 904 | 1 102 154 | 2,44 | 2 923 411 | 2 984 744 | 2,10 |
| Mongolia | 16 740 | 0 | -100,00 | 44 375 | 0 | -100,00 |
| Macau | 82 233 | 6 724 | -91,82 | 924 231 | 68 306 | -92,61 |
| Papua New Guinea | 0 | 102 | - | 0 | 43 | - |
| Thailand | 115 627 | 88 719 | -23,27 | 413 383 | 657 345 | 59,02 |
| Singapore | 721 785 | 473 729 | -34,37 | 2 342 127 | 2 072 478 | -11,51 |
| Philippines | 240 447 | 193 417 | -19,56 | 332 078 | 712 053 | 114,42 |
| Malaysia | 2 323 613 | 2 010 450 | -13,48 | 3 082 837 | 2 530 973 | -17,90 |
| Myanmar | 5 938 | 172 456 | 2 804,28 | 10 220 | 309 924 | 2 932,44 |
| Cambodia | 19 340 | 1 107 | -94,28 | 22 955 | 31 088 | 35,43 |
| Brunei Darussalam | 20 691 | 39 415 | 90,50 | 22 463 | 32 461 | 44,51 |
| Vietnam | 48 831 | 10 891 | -77,70 | 249 946 | 44 515 | -82,19 |
| Maldives | 153 200 | 244 384 | 59,52 | 530 552 | 1 112 259 | 109,64 |
| India | 282 372 | 325 584 | 15,30 | 593 815 | 806 472 | 35,81 |
| Pakistan | 300 | 0 | -100,00 | 300 | 0 | -100,00 |
| Bangladesh | 4 558 | 0 | -100,00 | 5 294 | 0 | -100,00 |
| Sri Lanka | 126 070 | 71 985 | -42,90 | 679 639 | 130 572 | -80,79 |
| Iraq | 19 788 | 0 | -100,00 | 22 729 | 0 | -100,00 |
| Iran (Islamic Republic Of) | 33 540 | 2 778 | -91,72 | 247 273 | 37 556 | -84,81 |
| Saudi Arabia | 295 113 | 906 606 | 207,21 | 1 526 028 | 1 586 537 | 3,97 |
| Israel | 117 451 | 84 036 | -28,45 | 393 819 | 389 917 | -0,99 |
| Kuwait | 42 037 | 27 433 | -34,74 | 121 603 | 154 545 | 27,09 |
| Jordan | 22 670 | 15 473 | -31,75 | 153 712 | 197 776 | 28,67 |
| Lebanon | 35 073 | 29 141 | -16,91 | 180 163 | 178 688 | -0,82 |
| Oman | 125 600 | 51 657 | -58,87 | 778 363 | 81 839 | -89,49 |
| Syria Arab Republic | 5 977 | 0 | -100,00 | 2 606 | 0 | -100,00 |
| Turkey | 151 441 | 72 558 | -52,09 | 725 837 | 259 065 | -64,31 |
| United Arab Emirates | 539 893 | 337 445 | -37,50 | 1 743 337 | 1 489 225 | -14,58 |
| Qatar | 11 573 | 15 027 | 29,85 | 103 677 | 67 947 | -34,46 |
| Bahrain | 46 365 | 8 662 | -81,32 | 75 258 | 15 036 | -80,02 |
| Cyprus | 7 373 | 37 289 | 405,72 | 37 891 | 77 095 | 103,46 |
| Egypt | 17 296 | 3 149 | -81,79 | 51 676 | 32 228 | -37,64 |
| Libyan Arab Jamahiriya | 0 | 64 | - | 0 | 226 | - |
| Morocco | 31 745 | 8 956 | -71,79 | 89 010 | 24 508 | -72,47 |
| Tunisia | 19 444 | 8 096 | -58,36 | 39 529 | 34 868 | -11,79 |
| Algeria | 17 692 | 60 551 | 242,25 | 32 026 | 40 222 | 25,59 |
| Sudan | 0 | 8 500 | - | 0 | 4 500 | - |
| Namibia | 3 570 | 0 | -100,00 | 5 610 | 0 | -100,00 |
| Madagascar | 3 450 | 1 169 | -66,12 | 15 267 | 974 | -93,62 |
| Reunion | 137 238 | 122 222 | -10,94 | 260 866 | 318 651 | 22,15 |
| Mozambique | 8 365 | 0 | -100,00 | 21 648 | 0 | -100,00 |
| Botswana | 0 | 5 567 | - | 0 | 39 624 | - |
| Togo | 0 | 932 | - | 0 | 3 164 | - |
| Ghana | 0 | 5 887 | - | 0 | 25 682 | - |
| Angola | 55 040 | 0 | -100,00 | 76 197 | 0 | -100,00 |
| Congo | 0 | 8 519 | - | 0 | 137 403 | - |
| Cameroon | 8 600 | 0 | -100,00 | 21 683 | 0 | -100,00 |
| Nigeria | 13 060 | 14 | -99,89 | 268 289 | 570 | -99,79 |
| Sierra Leone | 4 636 | 0 | -100,00 | 15 486 | 0 | -100,00 |
| Gabon | 3 400 | 0 | -100,00 | 11 412 | 0 | -100,00 |
| Cote D'Ivoire | 0 | 878 | - | 0 | 9 814 | - |
| Senegal | 18 575 | 40 923 | 120,31 | 57 350 | 55 689 | -2,90 |
| Seychelles | 32 994 | 12 654 | -61,65 | 123 696 | 45 436 | -63,27 |
| Uganda | 0 | 324 | - | 0 | 2 088 | - |
| Djibouti | 24 111 | 78 464 | 225,42 | 25 430 | 71 557 | 181,39 |
| Sao Tome And Principe | 0 | 420 | - | 0 | 5 179 | - |
| South Africa | 293 394 | 176 597 | -39,81 | 879 954 | 615 615 | -30,04 |
| Malawi | 5 169 | 0 | -100,00 | 16 083 | 0 | -100,00 |
| Mauritius | 117 748 | 158 773 | 34,84 | 301 740 | 343 263 | 13,76 |
| Mayotte | 4 140 | 3 961 | -4,32 | 6 457 | 2 955 | -54,24 |
| Australia | 1 807 489 | 1 609 915 | -10,93 | 6 383 743 | 5 891 626 | -7,71 |
| New Zealand | 190 082 | 140 070 | -26,31 | 463 265 | 472 093 | 1,91 |
| Guam | 4 710 | 2 470 | -47,56 | 18 086 | 13 089 | -27,63 |
| Palau | 8 754 | 1 352 | -84,55 | 21 358 | 6 781 | -68,25 |
| New Caledonia | 27 948 | 50 101 | 79,27 | 63 940 | 108 171 | 69,18 |
| Northern Mariana Islands | 4 707 | 6 845 | 45,42 | 9 051 | 12 765 | 41,03 |
| Saint Vincent And The Grenadines | 0 | 507 | - | 0 | 17 804 | - |
| Vanuatu | 6 165 | 15 755 | 155,55 | 12 728 | 47 878 | 276,16 |
| Wallis And Futuna Islands | 7 225 | 600 | -91,70 | 14 043 | 1 382 | -90,16 |
| Cook Islands | 0 | 1 132 | - | 0 | 1 955 | - |
| Fiji | 6 874 | 28 857 | 319,80 | 18 813 | 57 044 | 203,22 |
| East Timor | 178 481 | 155 524 | -12,86 | 147 430 | 138 807 | -5,85 |
| United States | 21 335 805 | 23 764 910 | 11,39 | 95 559 347 | 106 126 554 | 11,06 |
| Canada | 963 348 | 584 027 | -39,38 | 3 616 100 | 2 053 056 | -43,22 |
| Mexico | 97 341 | 110 442 | 13,46 | 373 195 | 500 631 | 34,15 |
| Guatemala | 10 163 | 10 016 | -1,45 | 54 877 | 28 360 | -48,32 |
| Panama | 19 417 | 30 372 | 56,42 | 48 245 | 132 507 | 174,65 |
| Suriname | 20 641 | 170 | -99,18 | 41 231 | 1 624 | -96,06 |
| Chile | 38 098 | 24 303 | -36,21 | 131 186 | 105 059 | -19,92 |
| Argentina | 43 977 | 97 578 | 121,88 | 60 939 | 211 981 | 247,86 |

TABEL 6. PERKEMBANGAN EKSPOR INDONESIA MENURUT KOMODITI DAN NEGARA TUJUAN
JANUARI-FEBRUARI 2016 DAN 2017

| KOMODITI / NEGARA TUJUAN | BERAT BERSIH (KG) | | PERUB | NILAI FOB (US \$) | | PERUB |
|---------------------------------------|-------------------|------------------|--------------|-------------------|-------------------|-------------|
| | JAN-FEB 2016 | JAN-FEB 2017 | % | JAN-FEB 2016 | JAN-FEB 2017 | % |
| | (1) | (2) | (3) | (4) | (5) | (6) |
| Brazil | 22 793 | 112 931 | 395,46 | 55 886 | 154 848 | 177,08 |
| Colombia | 24 954 | 26 372 | 5,68 | 83 333 | 111 491 | 33,79 |
| Uruguay | 25 003 | 12 376 | -50,50 | 61 352 | 45 650 | -25,59 |
| Paraguay | 6 212 | 0 | -100,00 | 26 603 | 0 | -100,00 |
| Ecuador | 1 399 | 0 | -100,00 | 4 350 | 0 | -100,00 |
| Peru | 25 731 | 21 629 | -15,94 | 168 471 | 147 187 | -12,63 |
| Trinidad And Tobago | 32 055 | 10 799 | -66,31 | 50 428 | 38 244 | -24,16 |
| Jamaica | 0 | 1 112 | - | 0 | 9 567 | - |
| Puerto Rico | 19 057 | 34 689 | 82,03 | 85 327 | 148 882 | 74,49 |
| Belize | 1 120 | 0 | -100,00 | 1 014 | 0 | -100,00 |
| Dominican Republic | 394 637 | 74 841 | -81,04 | 1 846 980 | 117 487 | -93,64 |
| Costa Rica | 10 638 | 2 075 | -80,49 | 66 241 | 23 840 | -64,01 |
| Barbados | 300 | 0 | -100,00 | 610 | 0 | -100,00 |
| Antigua And Barbuda | 0 | 5 459 | - | 0 | 20 973 | - |
| Aruba | 24 913 | 19 925 | -20,02 | 66 812 | 35 282 | -47,19 |
| Bermuda | 8 | 0 | -100,00 | 47 | 0 | -100,00 |
| Cayman Islands | 0 | 1 900 | - | 0 | 9 177 | - |
| French Guiana | 3 202 | 5 573 | 74,06 | 11 901 | 14 854 | 24,81 |
| French Polynesia | 38 772 | 26 729 | -31,06 | 103 967 | 100 051 | -3,77 |
| Martinique | 34 093 | 39 254 | 15,14 | 72 302 | 88 440 | 22,32 |
| Netherlands Antilles | 8 892 | 21 053 | 136,77 | 14 984 | 37 842 | 152,54 |
| Saint Lucia | 0 | 1 560 | - | 0 | 7 884 | - |
| Guadeloupe | 73 338 | 34 948 | -52,35 | 173 073 | 112 829 | -34,81 |
| Saint Kitts And Nevis | 493 | 155 | -68,56 | 1 334 | 657 | -50,76 |
| Virgin Islands (British) | 0 | 5 040 | - | 0 | 18 573 | - |
| U.S. Virgin Islands | 9 000 | 300 | -96,67 | 26 361 | 2 336 | -91,14 |
| United Kingdom | 5 181 940 | 4 531 181 | -12,56 | 9 432 985 | 7 744 108 | -17,90 |
| Netherlands | 3 662 580 | 4 453 655 | 21,60 | 10 600 788 | 12 800 934 | 20,75 |
| France | 4 236 800 | 3 430 989 | -19,02 | 8 950 245 | 7 530 047 | -15,87 |
| Germany, Fed. Rep. Of | 2 546 027 | 2 420 336 | -4,94 | 9 647 380 | 8 580 571 | -11,06 |
| Austria | 73 601 | 135 600 | 84,24 | 284 343 | 505 456 | 77,76 |
| Belgium | 2 064 987 | 1 950 951 | -5,52 | 7 016 318 | 6 898 175 | -1,68 |
| Switzerland | 91 932 | 7 665 | -91,66 | 233 899 | 35 298 | -84,91 |
| Denmark | 441 187 | 395 993 | -10,24 | 1 467 674 | 1 535 661 | 4,63 |
| Norway | 122 692 | 162 084 | 32,11 | 514 910 | 710 556 | 38,00 |
| Sweden | 425 238 | 310 892 | -26,89 | 1 804 326 | 1 570 630 | -12,95 |
| Finland | 51 104 | 81 056 | 58,61 | 289 158 | 502 834 | 73,90 |
| Ireland | 75 387 | 39 875 | -47,11 | 344 680 | 192 545 | -44,14 |
| Italy | 822 285 | 925 327 | 12,53 | 3 224 960 | 3 763 402 | 16,70 |
| Spain | 830 534 | 1 074 682 | 29,40 | 2 293 267 | 3 326 459 | 45,05 |
| Portugal | 28 469 | 36 374 | 27,77 | 79 194 | 96 625 | 22,01 |
| Iceland | 24 570 | 4 197 | -82,92 | 125 139 | 9 205 | -92,64 |
| Greece | 119 839 | 126 377 | 5,46 | 379 273 | 423 420 | 11,64 |
| Hungary | 2 830 | 0 | -100,00 | 3 660 | 0 | -100,00 |
| Poland | 211 988 | 128 703 | -39,29 | 372 254 | 315 190 | -15,33 |
| Romania | 5 728 | 3 339 | -41,71 | 25 872 | 18 590 | -28,15 |
| Bulgaria | 19 798 | 24 162 | 22,04 | 42 167 | 69 686 | 65,26 |
| Albania | 0 | 3 333 | - | 0 | 15 895 | - |
| Belarus | 4 058 | 2 970 | -26,83 | 30 272 | 23 638 | -21,91 |
| Ukraine | 12 168 | 24 592 | 102,10 | 68 367 | 128 541 | 88,02 |
| Uzbekistan | 4 768 | 0 | -100,00 | 27 655 | 0 | -100,00 |
| Lithuania | 10 556 | 2 184 | -79,31 | 47 014 | 19 646 | -58,21 |
| Latvia | 27 267 | 6 720 | -75,36 | 59 594 | 69 334 | 16,34 |
| Estonia | 0 | 9 258 | - | 0 | 62 389 | - |
| Georgia | 6 789 | 0 | -100,00 | 36 154 | 0 | -100,00 |
| Croatia | 54 672 | 45 241 | -17,25 | 104 232 | 83 242 | -20,14 |
| Malta | 6 578 | 14 681 | 123,18 | 12 117 | 48 391 | 299,38 |
| Slovakia | 0 | 1 070 | - | 0 | 428 | - |
| Slovenia | 36 522 | 92 393 | 152,98 | 130 289 | 288 370 | 121,33 |
| Czech Republic | 66 943 | 127 126 | 89,90 | 209 021 | 497 477 | 138,00 |
| Russia Federation | 135 808 | 103 650 | -23,68 | 382 845 | 531 162 | 38,74 |
| Serbia | 0 | 2 130 | - | 0 | 4 888 | - |
| FURNITUR DARI ROTAN ATAU BAMBU | 4 574 756 | 4 539 973 | -0,76 | 19 914 514 | 20 549 425 | 3,19 |
| Japan | 561 079 | 550 098 | -1,96 | 3 027 232 | 3 010 284 | -0,56 |
| Hongkong | 3 597 | 10 475 | 191,22 | 29 397 | 13 161 | -55,23 |
| Korea, Republic Of | 61 471 | 34 519 | -43,84 | 262 673 | 151 927 | -42,16 |
| Taiwan | 63 703 | 79 022 | 24,05 | 199 711 | 231 197 | 15,77 |
| China | 43 793 | 57 064 | 30,30 | 191 552 | 277 382 | 44,81 |
| Thailand | 4 045 | 3 360 | -16,91 | 15 851 | 14 890 | -6,06 |
| Singapore | 27 111 | 5 688 | -79,02 | 59 161 | 39 572 | -33,11 |
| Philippines | 2 900 | 675 | -76,71 | 5 284 | 6 498 | 22,96 |
| Malaysia | 21 815 | 14 756 | -32,36 | 40 993 | 25 892 | -36,84 |
| Vietnam | 1 054 | 1 175 | 11,51 | 2 434 | 2 164 | -11,12 |
| Maldives | 15 | 3 393 | 22 520,00 | 10 | 24 817 | 248 068,50 |
| India | 19 446 | 2 877 | -85,21 | 94 049 | 9 443 | -89,96 |
| Sri Lanka | 1 682 | 3 058 | 81,80 | 2 639 | 8 233 | 212,03 |
| Iran (Islamic Republic Of) | 8 034 | 0 | -100,00 | 45 147 | 0 | -100,00 |
| Saudi Arabia | 33 389 | 23 521 | -29,56 | 79 819 | 45 405 | -43,12 |
| Israel | 4 455 | 7 813 | 75,37 | 29 898 | 41 593 | 39,12 |
| Kuwait | 0 | 6 095 | - | 0 | 6 396 | - |
| Jordan | 2 720 | 0 | -100,00 | 3 090 | 0 | -100,00 |
| Lebanon | 0 | 6 652 | - | 0 | 13 681 | - |
| Yemen | 0 | 75 | - | 0 | 440 | - |
| Oman | 102 | 400 | 292,16 | 312 | 320 | 2,59 |
| Syria Arab Republic | 1 248 | 0 | -100,00 | 545 | 0 | -100,00 |
| Turkey | 24 185 | 23 634 | -2,28 | 73 533 | 107 073 | 45,61 |

**TABEL 6. PERKEMBANGAN EKSPOR INDONESIA MENURUT KOMODITI DAN NEGARA TUJUAN
JANUARI-FEBRUARI 2016 DAN 2017**

| KOMODITI / NEGARA TUJUAN | BERAT BERSIH (KG) | | PERUB | NILAI FOB (US \$) | | PERUB |
|----------------------------|-------------------|------------------|--------------|-------------------|-------------------|--------------|
| | JAN-FEB 2016 | JAN-FEB 2017 | % | JAN-FEB 2016 | JAN-FEB 2017 | % |
| | (1) | (2) | (3) | (4) | (5) | (6) |
| United Arab Emirates | 17 343 | 20 897 | 20,49 | 64 852 | 115 110 | 77,50 |
| Cyprus | 66 | 2 571 | 3 794,70 | 192 | 12 521 | 6 421,34 |
| Egypt | 9 040 | 728 | -91,95 | 28 032 | 1 560 | -94,43 |
| Libyan Arab Jamahiriya | 0 | 1 091 | - | 0 | 624 | - |
| Morocco | 829 | 761 | -8,20 | 2 073 | 1 700 | -17,98 |
| Tunisia | 0 | 1 675 | - | 0 | 7 227 | - |
| Sudan | 0 | 2 342 | - | 0 | 950 | - |
| Madagascar | 0 | 6 | - | 0 | 24 | - |
| Kenya | 4 180 | 0 | -100,00 | 6 574 | 0 | -100,00 |
| Reunion | 8 554 | 6 301 | -26,34 | 34 707 | 21 098 | -39,21 |
| Togo | 70 | 0 | -100,00 | 56 | 0 | -100,00 |
| Ghana | 3 650 | 0 | -100,00 | 5 500 | 0 | -100,00 |
| Seychelles | 6 632 | 3 488 | -47,41 | 13 898 | 49 443 | 255,75 |
| Uganda | 0 | 96 | - | 0 | 396 | - |
| Djibouti | 1 900 | 0 | -100,00 | 8 448 | 0 | -100,00 |
| South Africa | 30 858 | 32 058 | 3,89 | 120 604 | 149 866 | 24,26 |
| Malawi | 15 | 0 | -100,00 | 55 | 0 | -100,00 |
| Mauritius | 467 | 11 868 | 2 438,99 | 1 665 | 56 962 | 3 321,17 |
| Australia | 194 640 | 245 242 | 26,00 | 530 011 | 790 719 | 49,19 |
| New Zealand | 13 105 | 12 369 | -5,61 | 48 963 | 60 636 | 23,84 |
| Palau | 0 | 312 | - | 0 | 1 901 | - |
| New Caledonia | 215 | 410 | 90,70 | 648 | 554 | -14,55 |
| Northern Mariana Islands | 25 | 0 | -100,00 | 26 | 0 | -100,00 |
| Vanuatu | 50 | 215 | 330,00 | 218 | 1 038 | 375,29 |
| Fiji | 2 743 | 2 317 | -15,54 | 4 706 | 3 723 | -20,90 |
| East Timor | 5 087 | 9 641 | 89,54 | 9 332 | 21 647 | 131,96 |
| United States | 1 062 167 | 1 039 762 | -2,11 | 4 902 493 | 5 312 980 | 8,37 |
| Canada | 23 444 | 45 928 | 95,91 | 159 315 | 279 023 | 75,14 |
| Mexico | 23 134 | 14 485 | -37,39 | 104 275 | 88 049 | -15,56 |
| Guatemala | 649 | 2 368 | 264,87 | 2 830 | 11 700 | 313,50 |
| Panama | 1 456 | 1 072 | -26,35 | 5 613 | 6 473 | 15,33 |
| Suriname | 1 580 | 20 | -98,73 | 1 916 | 88 | -95,43 |
| Chile | 5 175 | 709 | -86,29 | 30 427 | 1 689 | -94,45 |
| Argentina | 5 445 | 6 146 | 12,87 | 18 680 | 28 021 | 50,01 |
| Brazil | 4 362 | 4 674 | 7,17 | 47 629 | 14 716 | -69,10 |
| Colombia | 17 197 | 9 823 | -42,88 | 68 988 | 35 490 | -48,56 |
| Uruguay | 2 244 | 3 262 | 45,35 | 5 411 | 13 975 | 158,24 |
| Paraguay | 160 | 0 | -100,00 | 163 | 0 | -100,00 |
| Ecuador | 1 647 | 0 | -100,00 | 6 510 | 0 | -100,00 |
| Peru | 170 | 0 | -100,00 | 1 236 | 0 | -100,00 |
| Bahamas | 10 170 | 0 | -100,00 | 38 508 | 0 | -100,00 |
| Dominican Republic | 1 874 | 0 | -100,00 | 7 781 | 0 | -100,00 |
| Costa Rica | 0 | 3 830 | - | 0 | 9 510 | - |
| Barbados | 35 | 0 | -100,00 | 30 | 0 | -100,00 |
| French Guiana | 0 | 1 249 | - | 0 | 3 382 | - |
| French Polynesia | 610 | 9 | -98,52 | 5 081 | 67 | -98,69 |
| Martinique | 3 133 | 813 | -74,05 | 6 731 | 2 021 | -69,98 |
| Netherlands Antilles | 110 | 1 744 | 1 485,45 | 48 | 4 868 | 10 021,60 |
| Saint Lucia | 0 | 288 | - | 0 | 1 826 | - |
| Guadeloupe | 4 883 | 2 674 | -45,25 | 11 137 | 4 645 | -58,29 |
| U.S. Virgin Islands | 2 150 | 412 | -80,83 | 1 430 | 4 866 | 240,40 |
| United Kingdom | 272 473 | 250 019 | -8,24 | 1 375 694 | 837 579 | -39,12 |
| Netherlands | 317 079 | 262 259 | -17,29 | 1 080 126 | 1 047 601 | -3,01 |
| France | 141 938 | 109 107 | -23,13 | 523 139 | 489 785 | -6,38 |
| Germany, Fed. Rep. Of | 581 615 | 476 253 | -18,12 | 2 706 870 | 2 100 638 | -22,40 |
| Austria | 2 781 | 13 306 | 378,54 | 10 804 | 64 188 | 494,10 |
| Belgium | 86 698 | 145 174 | 67,45 | 376 179 | 693 613 | 84,38 |
| Switzerland | 0 | 2 471 | - | 0 | 13 949 | - |
| Denmark | 84 482 | 76 905 | -8,97 | 570 355 | 590 608 | 3,55 |
| Norway | 8 776 | 7 969 | -9,19 | 40 122 | 26 285 | -34,49 |
| Sweden | 141 669 | 117 296 | -17,20 | 642 092 | 565 633 | -11,91 |
| Finland | 29 073 | 13 730 | -52,77 | 128 002 | 63 578 | -50,33 |
| Ireland | 1 557 | 0 | -100,00 | 10 690 | 0 | -100,00 |
| Italy | 112 244 | 185 595 | 65,35 | 379 300 | 824 058 | 117,26 |
| Spain | 97 618 | 81 833 | -16,17 | 435 860 | 418 775 | -3,92 |
| Portugal | 20 395 | 26 587 | 30,36 | 61 529 | 136 554 | 121,93 |
| Iceland | 0 | 432 | - | 0 | 978 | - |
| Greece | 21 760 | 16 392 | -24,67 | 60 867 | 50 709 | -16,69 |
| Poland | 59 666 | 101 789 | 70,60 | 222 416 | 304 619 | 36,96 |
| Romania | 39 981 | 32 462 | -18,81 | 135 774 | 151 518 | 11,60 |
| Bulgaria | 11 672 | 18 062 | 54,75 | 24 236 | 41 151 | 69,80 |
| Albania | 0 | 2 032 | - | 0 | 10 560 | - |
| Kyrgyzstan | 0 | 1 052 | - | 0 | 4 484 | - |
| Ukraine | 18 534 | 27 032 | 45,85 | 80 200 | 147 348 | 83,73 |
| Lithuania | 21 380 | 23 680 | 10,76 | 69 627 | 78 756 | 13,11 |
| Latvia | 17 148 | 21 910 | 27,77 | 71 534 | 89 783 | 25,51 |
| Estonia | 5 978 | 6 869 | 14,91 | 14 838 | 30 454 | 105,25 |
| Georgia | 1 512 | 0 | -100,00 | 4 495 | 0 | -100,00 |
| Croatia | 6 523 | 5 057 | -22,47 | 13 945 | 7 639 | -45,22 |
| Slovakia | 0 | 1 410 | - | 0 | 2 102 | - |
| Slovenia | 3 005 | 1 103 | -63,29 | 13 727 | 5 332 | -61,16 |
| Czech Republic | 2 641 | 0 | -100,00 | 11 637 | 0 | -100,00 |
| Russia Federation | 109 453 | 184 002 | 68,11 | 380 331 | 599 485 | 57,62 |
| Serbia | 0 | 180 | - | 0 | 208 | - |
| FURNITUR DARI LOGAM | 3 043 758 | 2 837 442 | -6,78 | 21 873 784 | 21 193 390 | -3,11 |
| Japan | 228 912 | 251 658 | 9,94 | 986 842 | 1 202 104 | 21,81 |

TABEL 6. PERKEMBANGAN EKSPOR INDONESIA MENURUT KOMODITI DAN NEGARA TUJUAN
JANUARI-FEBRUARI 2016 DAN 2017

| KOMODITI / NEGARA TUJUAN | BERAT BERSIH (KG) | | PERUB | NILAI FOB (US \$) | | PERUB |
|----------------------------|-------------------|--------------|-----------|-------------------|--------------|-----------|
| | JAN-FEB 2016 | JAN-FEB 2017 | % | JAN-FEB 2016 | JAN-FEB 2017 | % |
| | (1) | (2) | (3) | (4) | (5) | (6) |
| Hongkong | 804 | 2 013 | 150,28 | 8 040 | 28 233 | 251,15 |
| Korea, Republic Of | 2 392 | 7 212 | 201,52 | 11 473 | 59 020 | 414,41 |
| Taiwan | 14 606 | 11 089 | -24,08 | 39 572 | 43 244 | 9,28 |
| China | 1 203 | 6 097 | 406,72 | 17 550 | 18 323 | 4,41 |
| Macau | 6 818 | 1 467 | -78,49 | 94 118 | 25 463 | -72,95 |
| Papua New Guinea | 173 | 0 | -100,00 | 558 | 0 | -100,00 |
| Thailand | 3 022 | 10 030 | 231,85 | 22 942 | 93 999 | 309,73 |
| Singapore | 302 086 | 378 886 | 25,42 | 1 034 291 | 1 131 272 | 9,38 |
| Philippines | 115 | 2 992 | 2 501,74 | 500 | 14 274 | 2 754,80 |
| Malaysia | 17 395 | 20 122 | 15,68 | 83 521 | 107 646 | 28,88 |
| Myanmar | 8 | 5 487 | 73 055,87 | 221 | 30 236 | 13 575,37 |
| Vietnam | 325 115 | 9 791 | -96,99 | 212 232 | 34 572 | -83,71 |
| Maldives | 8 045 | 1 271 | -84,21 | 12 284 | 7 470 | -39,19 |
| India | 890 | 3 603 | 304,83 | 2 006 | 4 022 | 100,54 |
| Sri Lanka | 5 077 | 1 363 | -73,16 | 19 912 | 12 730 | -36,07 |
| Iran (Islamic Republic Of) | 1 462 | 1 875 | 28,21 | 16 035 | 24 460 | 52,54 |
| Saudi Arabia | 11 933 | 6 013 | -49,61 | 66 266 | 50 092 | -24,41 |
| Israel | 337 | 27 066 | 7 930,86 | 4 836 | 87 414 | 1 707,57 |
| Kuwait | 2 460 | 7 493 | 204,58 | 5 083 | 29 896 | 488,12 |
| Jordan | 3 236 | 1 192 | -63,16 | 25 725 | 7 840 | -69,52 |
| Lebanon | 39 137 | 6 950 | -82,24 | 367 170 | 78 587 | -78,60 |
| Oman | 956 | 1 148 | 20,09 | 17 720 | 10 100 | -43,00 |
| Turkey | 3 700 | 5 858 | 58,30 | 39 127 | 72 456 | 85,18 |
| United Arab Emirates | 15 231 | 20 572 | 35,07 | 258 773 | 111 180 | -57,04 |
| Qatar | 3 193 | 1 148 | -64,05 | 20 818 | 10 100 | -51,48 |
| Cyprus | 1 973 | 2 239 | 13,49 | 12 119 | 27 034 | 123,07 |
| Egypt | 11 187 | 0 | -100,00 | 132 866 | 0 | -100,00 |
| Morocco | 909 | 751 | -17,40 | 7 573 | 13 142 | 73,55 |
| Tunisia | 0 | 1 878 | - | 0 | 11 150 | - |
| Reunion | 520 | 691 | 32,81 | 1 213 | 2 938 | 142,22 |
| Mozambique | 800 | 0 | -100,00 | 344 | 0 | -100,00 |
| Congo | 0 | 44 | - | 0 | 1 352 | - |
| Nigeria | 245 | 0 | -100,00 | 824 | 0 | -100,00 |
| Gabon | 0 | 1 988 | - | 0 | 28 735 | - |
| Cote D'Ivoire | 0 | 12 149 | - | 0 | 160 625 | - |
| Senegal | 0 | 1 792 | - | 0 | 24 445 | - |
| Seychelles | 1 020 | 0 | -100,00 | 7 941 | 0 | -100,00 |
| South Africa | 10 496 | 8 825 | -15,93 | 97 314 | 76 829 | -21,05 |
| Mauritius | 13 859 | 5 101 | -63,20 | 58 342 | 55 555 | -4,78 |
| Australia | 184 674 | 209 188 | 13,27 | 1 032 406 | 1 354 633 | 31,21 |
| New Zealand | 20 992 | 26 115 | 24,41 | 176 304 | 178 379 | 1,18 |
| Guam | 0 | 4 | - | 0 | 700 | - |
| New Caledonia | 0 | 2 938 | - | 0 | 40 678 | - |
| Fiji | 1 175 | 0 | -100,00 | 4 620 | 0 | -100,00 |
| East Timor | 68 662 | 23 282 | -66,09 | 116 582 | 17 730 | -84,79 |
| United States | 660 714 | 621 448 | -5,94 | 7 496 858 | 6 845 116 | -8,69 |
| Canada | 20 165 | 30 791 | 52,70 | 267 849 | 344 305 | 28,54 |
| Mexico | 25 940 | 20 309 | -21,71 | 275 072 | 262 398 | -4,61 |
| Panama | 0 | 63 | - | 0 | 920 | - |
| Cuba | 762 | 0 | -100,00 | 10 716 | 0 | -100,00 |
| Chile | 1 115 | 3 456 | 210,05 | 7 694 | 36 921 | 379,86 |
| Argentina | 920 | 2 360 | 156,57 | 948 | 9 440 | 896,09 |
| Brazil | 150 | 0 | -100,00 | 2 360 | 0 | -100,00 |
| Colombia | 0 | 869 | - | 0 | 8 894 | - |
| Uruguay | 1 174 | 1 750 | 49,12 | 6 335 | 2 410 | -61,96 |
| Peru | 288 | 0 | -100,00 | 4 656 | 0 | -100,00 |
| Jamaica | 0 | 45 | - | 0 | 495 | - |
| Dominican Republic | 70 162 | 3 558 | -94,93 | 1 196 776 | 41 735 | -96,51 |
| French Polynesia | 0 | 13 | - | 0 | 640 | - |
| Martinique | 340 | 0 | -100,00 | 120 | 0 | -100,00 |
| Netherlands Antilles | 0 | 636 | - | 0 | 3 400 | - |
| Turks And Caicos Islands | 2 146 | 0 | -100,00 | 15 628 | 0 | -100,00 |
| Guadeloupe | 450 | 0 | -100,00 | 113 | 0 | -100,00 |
| U.S. Virgin Islands | 0 | 231 | - | 0 | 2 822 | - |
| United Kingdom | 52 787 | 125 255 | 137,29 | 488 539 | 690 398 | 41,32 |
| Netherlands | 222 785 | 277 235 | 24,44 | 1 525 622 | 1 769 059 | 15,96 |
| France | 90 487 | 72 315 | -20,08 | 547 363 | 451 605 | -17,49 |
| Germany, Fed. Rep. Of | 143 566 | 176 841 | 23,18 | 1 404 558 | 1 988 236 | 41,56 |
| Austria | 557 | 0 | -100,00 | 9 429 | 0 | -100,00 |
| Belgium | 96 811 | 99 045 | 2,31 | 841 848 | 829 212 | -1,50 |
| Switzerland | 4 558 | 523 | -88,52 | 66 814 | 3 019 | -95,48 |
| Denmark | 76 124 | 96 425 | 26,67 | 924 522 | 964 379 | 4,31 |
| Norway | 19 606 | 33 899 | 72,90 | 388 658 | 232 322 | -40,22 |
| Sweden | 15 223 | 24 992 | 64,17 | 174 073 | 116 224 | -33,23 |
| Finland | 5 211 | 2 843 | -45,45 | 64 864 | 34 516 | -46,79 |
| Ireland | 0 | 2 269 | - | 0 | 21 840 | - |
| Italy | 131 237 | 46 787 | -64,35 | 427 488 | 260 886 | -38,97 |
| Spain | 59 247 | 43 564 | -26,47 | 482 737 | 397 957 | -17,56 |
| Portugal | 1 433 | 2 266 | 58,09 | 11 290 | 29 307 | 159,59 |
| Greece | 8 346 | 17 470 | 109,33 | 47 460 | 113 738 | 139,65 |
| Poland | 3 116 | 4 925 | 58,06 | 27 367 | 33 714 | 23,20 |
| Romania | 0 | 2 392 | - | 0 | 29 162 | - |
| Bulgaria | 0 | 15 | - | 0 | 5 | - |
| Ukraine | 1 323 | 7 578 | 472,89 | 9 503 | 38 426 | 304,35 |
| Lithuania | 2 520 | 1 411 | -44,00 | 27 459 | 20 660 | -24,76 |
| Latvia | 0 | 19 451 | - | 0 | 285 097 | - |
| Malta | 572 | 0 | -100,00 | 8 398 | 0 | -100,00 |

TABEL 6. PERKEMBANGAN EKSPOR INDONESIA MENURUT KOMODITI DAN NEGARA TUJUAN
JANUARI-FEBRUARI 2016 DAN 2017

| KOMODITI / NEGARA TUJUAN | BERAT BERSIH (KG) | | PERUB | NILAI FOB (US \$) | | PERUB |
|------------------------------|-------------------|------------------|-------------|-------------------|-------------------|--------------|
| | JAN-FEB 2016 | JAN-FEB 2017 | % | JAN-FEB 2016 | JAN-FEB 2017 | % |
| | (1) | (2) | (3) | (4) | (5) | (6) |
| Slovenia | 4 700 | 2 259 | -51,94 | 37 800 | 10 718 | -71,64 |
| Czech Republic | 1 552 | 88 | -94,33 | 24 093 | 975 | -95,95 |
| Russia Federation | 2 853 | 2 687 | -5,82 | 32 711 | 23 779 | -27,30 |
| FURNITUR DARI PLASTIK | 2 177 114 | 2 177 528 | 0,02 | 11 877 104 | 11 438 417 | -3,69 |
| Japan | 353 102 | 372 601 | 5,52 | 770 258 | 937 594 | 21,72 |
| Hongkong | 991 | 18 | -98,23 | 2 195 | 185 | -91,57 |
| Korea, Republic Of | 52 912 | 91 639 | 73,19 | 86 764 | 145 927 | 68,19 |
| Taiwan | 747 | 648 | -13,25 | 5 356 | 822 | -84,65 |
| China | 279 726 | 222 495 | -20,46 | 477 693 | 311 122 | -34,87 |
| Papua New Guinea | 14 | 1 | -92,86 | 44 | 2 | -94,93 |
| Thailand | 1 518 | 8 484 | 458,97 | 13 943 | 59 876 | 329,43 |
| Singapore | 7 047 | 9 671 | 37,23 | 27 277 | 59 252 | 117,22 |
| Philippines | 0 | 5 883 | - | 0 | 11 117 | - |
| Malaysia | 17 652 | 126 813 | 618,41 | 95 383 | 625 043 | 555,30 |
| Myanmar | 450 | 0 | -100,00 | 480 | 0 | -100,00 |
| Vietnam | 9 363 | 7 127 | -23,88 | 38 471 | 51 352 | 33,48 |
| Maldives | 21 357 | 2 209 | -89,66 | 48 679 | 10 436 | -78,56 |
| India | 2 902 | 3 423 | 17,97 | 4 841 | 15 073 | 211,38 |
| Pakistan | 270 | 0 | -100,00 | 442 | 0 | -100,00 |
| Sri Lanka | 610 | 425 | -30,33 | 16 084 | 3 760 | -76,62 |
| Iraq | 8 | 0 | -100,00 | 194 | 0 | -100,00 |
| Iran (Islamic Republic Of) | 2 610 | 0 | -100,00 | 32 942 | 0 | -100,00 |
| Saudi Arabia | 5 612 | 16 575 | 195,36 | 8 692 | 27 190 | 212,80 |
| Israel | 1 927 | 171 | -91,13 | 11 080 | 1 687 | -84,77 |
| Kuwait | 158 | 0 | -100,00 | 4 470 | 0 | -100,00 |
| Lebanon | 1 513 | 3 190 | 110,88 | 24 487 | 40 878 | 66,94 |
| Oman | 5 615 | 2 295 | -59,12 | 36 390 | 19 204 | -47,23 |
| Turkey | 2 800 | 16 813 | 500,48 | 12 456 | 124 620 | 900,48 |
| United Arab Emirates | 18 953 | 11 497 | -39,34 | 162 811 | 92 530 | -43,17 |
| Qatar | 5 205 | 0 | -100,00 | 29 393 | 0 | -100,00 |
| Cyprus | 122 | 0 | -100,00 | 689 | 0 | -100,00 |
| Morocco | 5 436 | 1 001 | -81,59 | 24 050 | 5 004 | -79,19 |
| Tunisia | 0 | 494 | - | 0 | 1 769 | - |
| Algeria | 1 886 | 0 | -100,00 | 37 400 | 0 | -100,00 |
| Tanzania, United Rep. Of | 374 | 0 | -100,00 | 630 | 0 | -100,00 |
| Madagascar | 818 | 0 | -100,00 | 4 661 | 0 | -100,00 |
| Reunion | 1 171 | 0 | -100,00 | 13 908 | 0 | -100,00 |
| Togo | 0 | 65 | - | 0 | 720 | - |
| Cameroon | 0 | 16 | - | 0 | 37 | - |
| Nigeria | 0 | 92 | - | 0 | 225 | - |
| Seychelles | 3 930 | 1 372 | -65,09 | 9 543 | 7 875 | -17,48 |
| Djibouti | 731 | 4 939 | 575,98 | 6 438 | 31 290 | 386,02 |
| South Africa | 3 422 | 5 775 | 68,76 | 29 559 | 67 977 | 129,97 |
| Mauritius | 18 | 3 995 | 22 728,57 | 202 | 21 105 | 10 344,92 |
| Australia | 43 599 | 39 026 | -10,49 | 400 751 | 314 098 | -21,62 |
| New Zealand | 12 902 | 5 827 | -54,84 | 85 804 | 47 907 | -44,17 |
| Palau | 0 | 337 | - | 0 | 5 020 | - |
| New Caledonia | 1 283 | 678 | -47,16 | 6 989 | 4 615 | -33,97 |
| Northern Mariana Islands | 0 | 180 | - | 0 | 1 960 | - |
| Vanuatu | 0 | 45 | - | 0 | 340 | - |
| Cook Islands | 0 | 46 | - | 0 | 417 | - |
| Fiji | 3 009 | 495 | -83,55 | 20 068 | 12 244 | -38,99 |
| Solomon Islands | 180 | 0 | -100,00 | 894 | 0 | -100,00 |
| East Timor | 75 566 | 63 680 | -15,73 | 88 194 | 69 809 | -20,85 |
| United States | 133 386 | 259 235 | 94,35 | 871 680 | 1 861 946 | 113,60 |
| Canada | 52 014 | 28 745 | -44,73 | 348 115 | 218 116 | -37,34 |
| Mexico | 442 | 1 546 | 249,80 | 3 717 | 18 118 | 387,50 |
| Guatemala | 0 | 2 000 | - | 0 | 12 054 | - |
| Chile | 656 | 669 | 2,01 | 7 135 | 4 419 | -38,06 |
| Argentina | 2 115 | 0 | -100,00 | 3 966 | 0 | -100,00 |
| Brazil | 30 | 0 | -100,00 | 217 | 0 | -100,00 |
| Colombia | 849 | 0 | -100,00 | 9 460 | 0 | -100,00 |
| Peru | 4 351 | 0 | -100,00 | 16 161 | 0 | -100,00 |
| Jamaica | 0 | 9 | - | 0 | 10 | - |
| Dominican Republic | 1 898 | 275 | -85,51 | 30 705 | 4 889 | -84,08 |
| Costa Rica | 0 | 2 304 | - | 0 | 9 178 | - |
| Barbados | 2 000 | 0 | -100,00 | 19 208 | 0 | -100,00 |
| French Polynesia | 1 577 | 1 566 | -0,68 | 25 416 | 25 449 | 0,13 |
| Martinique | 0 | 200 | - | 0 | 49 | - |
| Netherlands Antilles | 0 | 106 | - | 0 | 340 | - |
| Guadeloupe | 650 | 1 008 | 55,08 | 42 | 4 232 | 10 042,51 |
| Saint Kitts And Nevis | 350 | 0 | -100,00 | 977 | 0 | -100,00 |
| Virgin Islands (British) | 0 | 125 | - | 0 | 845 | - |
| United Kingdom | 90 764 | 105 792 | 16,56 | 762 981 | 817 815 | 7,19 |
| Netherlands | 347 264 | 187 256 | -46,08 | 2 990 658 | 1 557 905 | -47,91 |
| France | 30 156 | 46 302 | 53,54 | 207 099 | 178 562 | -13,78 |
| Germany, Fed. Rep. Of | 171 915 | 210 361 | 22,36 | 1 198 640 | 1 437 933 | 19,96 |
| Austria | 3 125 | 4 220 | 35,05 | 32 557 | 10 634 | -67,34 |
| Belgium | 90 420 | 73 932 | -18,24 | 878 697 | 651 035 | -25,91 |
| Switzerland | 929 | 2 601 | 180,05 | 4 376 | 4 498 | 2,78 |
| Denmark | 1 441 | 11 561 | 702,30 | 4 305 | 70 160 | 1 529,73 |
| Norway | 98 675 | 49 909 | -49,42 | 406 003 | 397 821 | -2,02 |
| Sweden | 107 299 | 45 936 | -57,19 | 550 830 | 286 341 | -48,02 |
| Finland | 16 028 | 5 173 | -67,72 | 143 765 | 51 160 | -64,41 |
| Ireland | 0 | 1 504 | - | 0 | 17 951 | - |
| Italy | 24 220 | 40 355 | 66,62 | 194 149 | 244 741 | 26,06 |

**TABEL 6. PERKEMBANGAN EKSPOR INDONESIA MENURUT KOMODITI DAN NEGARA TUJUAN
JANUARI-FEBRUARI 2016 DAN 2017**

| KOMODITI / NEGARA TUJUAN | BERAT BERSIH (KG) | | PERUB | NILAI FOB (US \$) | | PERUB |
|---------------------------|-------------------|------------------|--------------|-------------------|-------------------|---------------|
| | JAN-FEB 2016 | JAN-FEB 2017 | % | JAN-FEB 2016 | JAN-FEB 2017 | % |
| | (1) | (2) | (3) | (4) | (5) | (6) |
| Spain | 20 215 | 26 578 | 31,48 | 211 191 | 134 695 | -36,22 |
| Portugal | 1 627 | 2 118 | 30,16 | 22 876 | 17 754 | -22,39 |
| Greece | 134 | 46 | -65,67 | 157 | 1 530 | 872,43 |
| Hungary | 1 025 | 0 | -100,00 | 10 421 | 0 | -100,00 |
| Poland | 0 | 13 083 | - | 0 | 50 018 | - |
| Romania | 1 574 | 6 713 | 326,63 | 13 087 | 66 084 | 404,96 |
| Bulgaria | 150 | 180 | 20,00 | 570 | 627 | 9,99 |
| Ukraine | 4 446 | 7 401 | 66,49 | 56 078 | 85 438 | 52,36 |
| Lithuania | 17 733 | 0 | -100,00 | 211 010 | 0 | -100,00 |
| Slovenia | 0 | 1 240 | - | 0 | 19 842 | - |
| Czech Republic | 150 | 0 | -100,00 | 252 | 0 | -100,00 |
| Russia Federation | 0 | 7 435 | - | 0 | 46 147 | - |
| FURNITUR LAINNYA | 2 545 256 | 2 312 359 | -9,15 | 13 260 329 | 10 938 966 | -17,51 |
| Japan | 98 577 | 34 988 | -64,51 | 977 048 | 255 443 | -73,86 |
| Hongkong | 4 | 1 975 | 49 279,75 | 3 | 33 388 | 1 112 830,33 |
| Korea, Republic Of | 4 766 | 701 | -85,30 | 39 700 | 6 392 | -83,90 |
| Taiwan | 4 337 | 16 596 | 282,69 | 26 149 | 87 688 | 235,34 |
| China | 616 921 | 281 215 | -54,42 | 1 012 645 | 418 766 | -58,65 |
| Papua New Guinea | 0 | 719 | - | 0 | 2 984 | - |
| Thailand | 86 606 | 218 153 | 151,89 | 760 172 | 1 052 778 | 38,49 |
| Singapore | 370 791 | 243 360 | -34,37 | 1 340 647 | 822 724 | -38,63 |
| Philippines | 51 337 | 99 177 | 93,19 | 377 608 | 542 161 | 43,58 |
| Malaysia | 413 564 | 442 275 | 6,94 | 1 834 665 | 1 437 161 | -21,67 |
| Brunei Darussalam | 21 345 | 0 | -100,00 | 82 013 | 0 | -100,00 |
| Nepal | 0 | 810 | - | 0 | 5 734 | - |
| Vietnam | 3 201 | 18 823 | 487,99 | 30 698 | 124 868 | 306,76 |
| Maldives | 5 087 | 18 714 | 267,86 | 24 190 | 38 952 | 61,03 |
| India | 64 852 | 18 121 | -72,06 | 816 753 | 279 983 | -65,72 |
| Pakistan | 57 692 | 106 789 | 85,10 | 436 481 | 770 052 | 76,42 |
| Bangladesh | 5 655 | 0 | -100,00 | 2 023 | 0 | -100,00 |
| Sri Lanka | 13 499 | 0 | -100,00 | 36 423 | 0 | -100,00 |
| Saudi Arabia | 26 | 13 | -48,65 | 143 | 58 | -59,77 |
| Israel | 18 846 | 36 | -99,81 | 39 226 | 391 | -99,00 |
| Lebanon | 746 | 348 | -53,31 | 6 901 | 3 186 | -53,84 |
| Oman | 664 | 0 | -100,00 | 10 217 | 0 | -100,00 |
| Turkey | 3 075 | 8 126 | 164,25 | 27 346 | 30 996 | 13,35 |
| United Arab Emirates | 443 | 12 | -97,40 | 440 | 141 | -67,83 |
| Qatar | 2 | 0 | -100,00 | 18 | 0 | -100,00 |
| Cyprus | 53 | 48 | -9,60 | 750 | 1 271 | 69,40 |
| Egypt | 964 | 0 | -100,00 | 7 871 | 0 | -100,00 |
| Tanzania, United Rep. Of | 95 | 270 | 184,21 | 432 | 675 | 56,25 |
| Madagascar | 596 | 29 | -95,13 | 939 | 72 | -92,33 |
| Kenya | 0 | 163 | - | 0 | 2 438 | - |
| Reunion | 467 | 96 | -79,44 | 1 152 | 981 | -14,84 |
| Mozambique | 10 080 | 0 | -100,00 | 1 579 | 0 | -100,00 |
| Togo | 18 | 0 | -100,00 | 37 | 0 | -100,00 |
| Nigeria | 121 | 0 | -100,00 | 173 | 0 | -100,00 |
| Cote D'Ivoire | 0 | 16 | - | 0 | 11 | - |
| Senegal | 71 | 0 | -100,00 | 100 | 0 | -100,00 |
| Seychelles | 530 | 1 216 | 129,43 | 8 346 | 1 947 | -76,67 |
| Uganda | 350 | 0 | -100,00 | 263 | 0 | -100,00 |
| South Africa | 289 | 600 | 107,30 | 2 369 | 10 626 | 348,50 |
| Mauritius | 150 | 242 | 61,54 | 524 | 2 126 | 305,89 |
| Mayotte | 500 | 0 | -100,00 | 169 | 0 | -100,00 |
| Australia | 124 341 | 19 247 | -84,52 | 225 452 | 103 764 | -53,98 |
| New Zealand | 1 214 | 2 373 | 95,47 | 8 122 | 29 482 | 262,97 |
| Guam | 0 | 3 589 | - | 0 | 16 456 | - |
| New Caledonia | 1 766 | 519 | -70,61 | 1 182 | 845 | -28,46 |
| Northern Mariana Islands | 225 | 150 | -33,33 | 643 | 790 | 22,89 |
| Vanuatu | 170 | 0 | -100,00 | 2 470 | 0 | -100,00 |
| Wallis And Futuna Islands | 0 | 163 | - | 0 | 316 | - |
| Cook Islands | 0 | 403 | - | 0 | 3 348 | - |
| Fiji | 200 | 5 324 | 2 561,77 | 1 319 | 59 658 | 4 424,17 |
| Kiribati | 100 | 22 | -78,00 | 254 | 100 | -60,63 |
| East Timor | 99 660 | 173 622 | 74,21 | 177 614 | 267 564 | 50,64 |
| United States | 165 570 | 324 153 | 95,78 | 1 737 738 | 1 036 957 | -40,33 |
| Canada | 5 330 | 136 | -97,45 | 57 788 | 2 138 | -96,30 |
| Mexico | 0 | 1 250 | - | 0 | 162 | - |
| Guatemala | 0 | 79 | - | 0 | 1 152 | - |
| Brazil | 7 835 | 274 | -96,50 | 64 950 | 4 267 | -93,43 |
| Bolivia | 0 | 143 | - | 0 | 2 133 | - |
| Puerto Rico | 3 270 | 0 | -100,00 | 22 552 | 0 | -100,00 |
| Aruba | 1 650 | 0 | -100,00 | 4 257 | 0 | -100,00 |
| French Polynesia | 700 | 499 | -28,66 | 6 039 | 3 312 | -45,15 |
| Martinique | 100 | 0 | -100,00 | 289 | 0 | -100,00 |
| Guadeloupe | 977 | 0 | -100,00 | 6 168 | 0 | -100,00 |
| United Kingdom | 108 471 | 67 626 | -37,66 | 1 954 778 | 2 066 867 | 5,73 |
| Netherlands | 71 148 | 70 926 | -0,31 | 97 744 | 112 260 | 14,85 |
| France | 7 551 | 3 639 | -51,81 | 63 361 | 33 025 | -47,88 |
| Germany, Fed. Rep. Of | 27 710 | 29 039 | 4,80 | 401 485 | 420 355 | 4,70 |
| Austria | 593 | 0 | -100,00 | 14 360 | 0 | -100,00 |
| Belgium | 8 765 | 4 215 | -51,91 | 55 149 | 40 918 | -25,80 |
| Switzerland | 3 386 | 443 | -86,92 | 59 975 | 2 124 | -96,46 |
| Denmark | 2 519 | 6 804 | 170,16 | 35 097 | 132 338 | 277,06 |
| Norway | 1 854 | 0 | -100,00 | 17 190 | 0 | -100,00 |
| Sweden | 3 483 | 13 | -99,62 | 31 487 | 470 | -98,51 |

TABEL 6. PERKEMBANGAN EKSPOR INDONESIA MENURUT KOMODITI DAN NEGARA TUJUAN
JANUARI-FEBRUARI 2016 DAN 2017

| KOMODITI / NEGARA TUJUAN | BERAT BERSIH (KG) | | PERUB | NILAI FOB (US \$) | | PERUB |
|---|-------------------|----------------|---------------|--------------------|--------------------|---------------|
| | JAN-FEB 2016 | JAN-FEB 2017 | % | JAN-FEB 2016 | JAN-FEB 2017 | % |
| | (1) | (2) | (3) | (4) | (5) | (6) |
| Italy | 24 596 | 63 252 | 157,16 | 190 786 | 510 675 | 167,67 |
| Spain | 6 714 | 11 001 | 63,85 | 57 510 | 103 123 | 79,31 |
| Greece | 610 | 29 | -95,25 | 22 841 | 531 | -97,67 |
| Poland | 8 320 | 8 542 | 2,67 | 34 381 | 34 401 | 0,06 |
| Romania | 0 | 152 | - | 0 | 4 118 | - |
| Lithuania | 0 | 106 | - | 0 | 2 075 | - |
| Croatia | 1 | 0 | -100,00 | 7 | 0 | -100,00 |
| Slovenia | 108 | 0 | -100,00 | 1 126 | 0 | -100,00 |
| Czech Republic | 0 | 996 | - | 0 | 9 252 | - |
| BARANG PERHIASAN DAN BARANG BERTAHAP | 175 282 | 145 745 | -16,85 | 963 204 813 | 468 233 674 | -51,39 |
| Japan | 4 513 | 1 340 | -70,31 | 235 200 | 941 695 | 300,38 |
| Hongkong | 18 308 | 11 398 | -37,74 | 115 383 744 | 92 435 762 | -19,89 |
| Korea, Republic Of | 259 | 324 | 25,06 | 270 372 | 494 704 | 82,97 |
| Taiwan | 1 858 | 0 | -100,00 | 67 416 891 | 0 | -100,00 |
| China | 809 | 5 280 | 553,02 | 180 516 | 777 917 | 330,94 |
| Papua New Guinea | 0 | 3 | - | 0 | 14 | - |
| Thailand | 7 563 | 4 405 | -41,76 | 813 081 | 1 027 133 | 26,33 |
| Singapore | 22 781 | 17 402 | -23,61 | 263 395 968 | 91 336 553 | -65,32 |
| Philippines | 171 | 10 | -93,99 | 10 137 | 833 | -91,79 |
| Malaysia | 78 | 55 | -29,37 | 403 | 14 029 | 3 384,56 |
| Vietnam | 0 | 62 | - | 0 | 328 225 | - |
| Maldives | 0 | 70 | - | 0 | 2 735 | - |
| India | 2 172 | 141 | -93,50 | 2 921 839 | 14 218 | -99,51 |
| Sri Lanka | 0 | 100 | - | 0 | 1 750 | - |
| Iran (Islamic Republic Of) | 56 | 0 | -100,00 | 924 | 0 | -100,00 |
| Saudi Arabia | 62 | 4 | -93,55 | 73 131 | 1 034 | -98,59 |
| Israel | 140 | 0 | -100,00 | 636 | 0 | -100,00 |
| Kuwait | 0 | 3 | - | 0 | 630 | - |
| Turkey | 1 273 | 667 | -47,62 | 18 525 | 222 214 | 1 099,51 |
| United Arab Emirates | 1 564 | 456 | -70,84 | 49 011 432 | 8 137 419 | -83,40 |
| Cyprus | 360 | 1 484 | 312,54 | 26 346 | 24 600 | -6,63 |
| Morocco | 387 | 403 | 4,05 | 35 523 | 15 102 | -57,49 |
| Tanzania, United Rep. Of | 24 | 0 | -100,00 | 35 | 0 | -100,00 |
| Madagascar | 97 | 417 | 329,90 | 2 595 | 951 | -63,34 |
| Kenya | 0 | 26 | - | 0 | 47 | - |
| Reunion | 15 | 5 | -66,67 | 119 | 27 | -77,29 |
| South Africa | 784 | 211 | -73,07 | 14 544 | 1 137 | -92,18 |
| Malawi | 50 | 0 | -100,00 | 150 | 0 | -100,00 |
| Mauritius | 230 | 2 177 | 846,52 | 7 542 | 12 614 | 67,25 |
| Australia | 8 449 | 3 261 | -61,40 | 360 975 | 184 663 | -48,84 |
| New Zealand | 422 | 906 | 114,64 | 10 827 | 15 994 | 47,72 |
| Guam | 479 | 757 | 58,04 | 4 821 | 9 351 | 93,95 |
| New Caledonia | 58 | 51 | -11,65 | 1 016 | 4 035 | 296,93 |
| Niue | 1 | 0 | -100,00 | 600 | 0 | -100,00 |
| Vanuatu | 0 | 5 170 | - | 0 | 3 109 | - |
| Cook Islands | 0 | 3 | - | 0 | 292 | - |
| Fiji | 0 | 133 | - | 0 | 7 759 | - |
| Samoa | 0 | 1 | - | 0 | 71 | - |
| East Timor | 282 | 0 | -100,00 | 581 | 0 | -100,00 |
| United States | 30 909 | 20 630 | -33,26 | 13 743 027 | 20 338 925 | 47,99 |
| Canada | 1 784 | 1 771 | -0,74 | 93 885 | 129 945 | 38,41 |
| Mexico | 917 | 334 | -63,53 | 110 751 | 34 364 | -68,97 |
| Panama | 0 | 21 | - | 0 | 41 313 | - |
| Chile | 763 | 3 150 | 312,84 | 8 741 | 7 139 | -18,33 |
| Venezuela | 842 | 0 | -100,00 | 8 995 | 0 | -100,00 |
| Brazil | 90 | 230 | 155,56 | 947 | 492 | -48,00 |
| Colombia | 68 | 0 | -100,00 | 39 | 0 | -100,00 |
| Peru | 0 | 22 | - | 0 | 2 530 | - |
| Puerto Rico | 665 | 283 | -57,44 | 2 400 | 5 283 | 120,06 |
| Dominican Republic | 0 | 10 | - | 0 | 170 | - |
| Costa Rica | 5 | 372 | 7 340,00 | 80 | 631 | 690,22 |
| Barbados | 15 | 10 | -33,33 | 40 | 139 | 246,25 |
| Antigua And Barbuda | 25 | 5 | -80,00 | 3 150 | 528 | -83,25 |
| Cape Verde | 0 | 1 | - | 0 | 67 | - |
| French Polynesia | 72 | 11 | -84,62 | 1 112 | 637 | -42,74 |
| Martinique | 41 | 665 | 1 521,95 | 2 299 | 3 417 | 48,64 |
| Netherlands Antilles | 8 | 57 | 612,50 | 3 222 | 5 530 | 71,66 |
| Guadeloupe | 5 | 0 | -100,00 | 211 | 0 | -100,00 |
| Saint Kitts And Nevis | 37 | 0 | -100,00 | 878 | 0 | -100,00 |
| U.S. Virgin Islands | 2 | 0 | -100,00 | 282 | 0 | -100,00 |
| United Kingdom | 4 709 | 5 395 | 14,58 | 458 067 | 440 548 | -3,82 |
| Netherlands | 4 666 | 5 141 | 10,18 | 583 394 | 524 737 | -10,05 |
| France | 5 875 | 10 425 | 77,45 | 125 403 | 333 687 | 166,09 |
| Germany, Fed. Rep. Of | 3 060 | 2 598 | -15,07 | 576 774 | 637 885 | 10,60 |
| Austria | 0 | 33 | - | 0 | 1 370 | - |
| Belgium | 1 148 | 1 334 | 16,20 | 40 095 | 34 869 | -13,03 |
| Switzerland | 12 333 | 7 222 | -41,44 | 444 636 882 | 247 928 903 | -44,24 |
| Denmark | 314 | 523 | 66,78 | 148 188 | 163 562 | 10,37 |
| Norway | 98 | 0 | -100,00 | 10 158 | 0 | -100,00 |
| Sweden | 2 | 24 | 1 100,00 | 638 | 2 085 | 226,96 |
| Finland | 5 | 183 | 3 848,22 | 2 594 | 5 216 | 101,13 |
| Ireland | 98 | 32 | -67,35 | 7 536 | 354 | -95,31 |
| Italy | 8 812 | 7 662 | -13,06 | 2 115 904 | 1 321 833 | -37,53 |
| Spain | 9 924 | 15 529 | 56,48 | 138 355 | 145 393 | 5,09 |
| Portugal | 7 832 | 112 | -98,57 | 16 530 | 7 172 | -56,61 |

TABEL 6. PERKEMBANGAN EKSPOR INDONESIA MENURUT KOMODITI DAN NEGARA TUJUAN
JANUARI-FEBRUARI 2016 DAN 2017

| KOMODITI / NEGARA TUJUAN | BERAT BERSIH (KG) | | PERUB | NILAI FOB (US \$) | | PERUB |
|----------------------------------|--------------------|--------------------|---------------|-------------------|-------------------|---------------|
| | JAN-FEB 2016 | JAN-FEB 2017 | % | JAN-FEB 2016 | JAN-FEB 2017 | % |
| (1) | (2) | (3) | (4) | (5) | (6) | (7) |
| Greece | 5 274 | 4 895 | -7,18 | 66 101 | 60 042 | -9,17 |
| Poland | 18 | 14 | -23,53 | 45 294 | 29 136 | -35,67 |
| Bulgaria | 5 | 0 | -100,00 | 137 | 0 | -100,00 |
| Malta | 1 086 | 306 | -71,82 | 42 895 | 9 116 | -78,75 |
| Slovenia | 35 | 0 | -100,00 | 922 | 0 | -100,00 |
| Czech Republic | 76 | 0 | -100,00 | 50 | 0 | -100,00 |
| Russia Federation | 422 | 0 | -100,00 | 10 368 | 0 | -100,00 |
| Serbia | 0 | 21 | - | 0 | 41 | - |
| INSTRUMEN ALAT MUSIK | 8 373 344 | 7 728 498 | -7,70 | 84 687 618 | 73 949 131 | -12,68 |
| Japan | 2 024 256 | 1 742 608 | -13,91 | 17 868 221 | 15 994 362 | -10,49 |
| Hongkong | 21 405 | 22 439 | 4,83 | 200 343 | 176 133 | -12,08 |
| Korea, Republic Of | 338 094 | 238 077 | -29,58 | 3 310 203 | 2 496 125 | -24,59 |
| Taiwan | 39 243 | 48 991 | 24,84 | 348 489 | 406 372 | 16,61 |
| China | 1 489 141 | 1 598 600 | 7,35 | 11 057 954 | 9 766 245 | -11,68 |
| Thailand | 52 508 | 35 706 | -32,00 | 579 137 | 443 743 | -23,38 |
| Singapore | 29 265 | 14 665 | -49,89 | 410 607 | 169 985 | -58,60 |
| Philippines | 7 234 | 5 519 | -23,70 | 110 030 | 105 164 | -4,42 |
| Malaysia | 379 170 | 332 187 | -12,39 | 4 120 329 | 3 239 564 | -21,38 |
| Vietnam | 8 101 | 1 925 | -76,24 | 164 018 | 36 347 | -77,84 |
| India | 28 610 | 19 851 | -30,61 | 334 317 | 292 586 | -12,48 |
| Saudi Arabia | 0 | 2 | - | 0 | 105 | - |
| Israel | 852 | 3 458 | 305,82 | 15 244 | 65 745 | 331,30 |
| Kuwait | 3 926 | 1 040 | -73,52 | 43 085 | 12 042 | -72,05 |
| Jordan | 0 | 292 | - | 0 | 3 848 | - |
| Oman | 0 | 11 | - | 0 | 5 | - |
| Turkey | 73 849 | 28 478 | -61,44 | 259 702 | 279 696 | 7,70 |
| United Arab Emirates | 129 595 | 180 903 | 39,59 | 1 335 814 | 1 207 218 | -9,63 |
| Cyprus | 2 975 | 0 | -100,00 | 23 471 | 0 | -100,00 |
| Nigeria | 20 | 0 | -100,00 | 60 | 0 | -100,00 |
| South Africa | 3 278 | 8 755 | 167,07 | 54 201 | 51 925 | -4,20 |
| Australia | 152 575 | 130 650 | -14,37 | 1 556 260 | 1 153 907 | -25,85 |
| New Zealand | 6 456 | 991 | -84,65 | 67 705 | 18 580 | -72,56 |
| New Caledonia | 0 | 1 | - | 0 | 122 | - |
| Fiji | 1 408 | 421 | -70,13 | 7 419 | 2 716 | -63,40 |
| East Timor | 6 237 | 461 | -92,61 | 9 789 | 2 151 | -78,03 |
| United States | 1 438 268 | 1 342 732 | -6,64 | 19 415 567 | 18 042 635 | -7,07 |
| Canada | 116 183 | 126 855 | 9,19 | 1 143 769 | 1 134 949 | -0,77 |
| Mexico | 23 514 | 27 718 | 17,88 | 309 143 | 185 754 | -39,91 |
| Panama | 4 778 | 425 | -91,11 | 122 418 | 9 629 | -92,13 |
| Suriname | 0 | 400 | - | 0 | 315 | - |
| Chile | 478 | 8 386 | 1 654,41 | 16 149 | 73 615 | 355,84 |
| Argentina | 8 265 | 3 925 | -52,51 | 140 282 | 96 189 | -31,43 |
| Brazil | 8 225 | 22 257 | 170,59 | 149 652 | 207 818 | 38,87 |
| Colombia | 0 | 4 165 | - | 0 | 25 724 | - |
| Uruguay | 856 | 1 605 | 87,36 | 8 667 | 41 433 | 378,03 |
| Ecuador | 0 | 1 939 | - | 0 | 42 401 | - |
| Peru | 1 513 | 3 163 | 109,01 | 40 254 | 60 297 | 49,79 |
| Cayman Islands | 0 | 166 | - | 0 | 1 410 | - |
| United Kingdom | 265 946 | 230 912 | -13,17 | 2 571 548 | 1 972 250 | -23,30 |
| Netherlands | 315 328 | 213 199 | -32,39 | 4 248 477 | 3 346 269 | -21,24 |
| France | 336 053 | 314 046 | -6,55 | 3 817 236 | 3 394 748 | -11,07 |
| Germany, Fed. Rep. Of | 913 763 | 857 258 | -6,18 | 8 931 179 | 7 458 890 | -16,48 |
| Austria | 7 | 1 428 | 20 300,43 | 138 | 46 025 | 33 239,51 |
| Belgium | 99 | 48 734 | 49 275,62 | 3 625 | 632 982 | 17 359,61 |
| Switzerland | 756 | 253 | -66,57 | 22 200 | 7 061 | -68,20 |
| Denmark | 5 568 | 7 342 | 31,86 | 55 788 | 58 647 | 5,13 |
| Norway | 5 144 | 3 | -99,94 | 50 460 | 8 | -99,98 |
| Sweden | 3 820 | 2 397 | -37,25 | 96 890 | 54 840 | -43,40 |
| Finland | 11 563 | 0 | -100,00 | 112 326 | 0 | -100,00 |
| Ireland | 1 430 | 0 | -100,00 | 43 032 | 0 | -100,00 |
| Italy | 18 782 | 26 768 | 42,52 | 386 296 | 208 352 | -46,06 |
| Spain | 29 986 | 5 555 | -81,47 | 307 668 | 72 534 | -76,42 |
| Portugal | 2 571 | 133 | -94,83 | 23 529 | 6 624 | -71,85 |
| Hungary | 1 341 | 0 | -100,00 | 24 635 | 0 | -100,00 |
| Poland | 3 425 | 5 727 | 67,19 | 97 030 | 89 181 | -8,09 |
| Romania | 559 | 0 | -100,00 | 16 991 | 0 | -100,00 |
| Belarus | 1 260 | 2 920 | 131,71 | 21 302 | 66 264 | 211,06 |
| Ukraine | 3 666 | 1 307 | -64,35 | 49 697 | 18 711 | -62,35 |
| Lithuania | 0 | 1 941 | - | 0 | 17 102 | - |
| Estonia | 1 854 | 0 | -100,00 | 19 511 | 0 | -100,00 |
| Croatia | 4 260 | 0 | -100,00 | 64 441 | 0 | -100,00 |
| Slovakia | 0 | 749 | - | 0 | 17 812 | - |
| Slovenia | 809 | 3 529 | 336,17 | 16 957 | 42 218 | 148,97 |
| Czech Republic | 440 | 1 077 | 144,83 | 8 656 | 27 028 | 212,26 |
| Russia Federation | 44 639 | 43 457 | -2,65 | 475 708 | 564 731 | 18,71 |
| BARANG INDUSTRI KERAJINAN | 226 475 070 | 140 397 579 | -38,01 | 92 552 490 | 97 749 526 | 5,62 |
| Japan | 27 426 611 | 25 129 837 | -8,37 | 2 972 475 | 2 338 090 | -21,34 |
| Hongkong | 8 622 805 | 9 133 127 | 5,92 | 907 943 | 1 131 836 | 24,66 |
| Korea, Dem. People'S Rep. | 28 225 | 33 903 | 20,12 | 793 | 1 358 | 71,31 |
| Korea, Republic Of | 14 888 804 | 11 671 323 | -21,61 | 3 865 005 | 4 530 098 | 17,21 |
| Taiwan | 22 696 835 | 53 530 | -99,76 | 948 360 | 139 214 | -85,32 |
| China | 6 698 787 | 4 300 878 | -35,80 | 1 049 304 | 1 620 555 | 54,44 |
| Mongolia | 15 528 | 25 960 | 67,18 | 449 | 347 | -22,62 |
| Macau | 92 644 | 119 070 | 28,52 | 3 514 | 3 520 | 0,18 |
| Papua New Guinea | 128 578 | 30 927 | -75,95 | 9 947 | 20 422 | 105,32 |

**TABEL 6. PERKEMBANGAN EKSPOR INDONESIA MENURUT KOMODITI DAN NEGARA TUJUAN
JANUARI-FEBRUARI 2016 DAN 2017**

| KOMODITI / NEGARA TUJUAN | BERAT BERSIH (KG) | | PERUB | NILAI FOB (US \$) | | PERUB |
|------------------------------|-------------------|--------------|----------|-------------------|--------------|-----------|
| | JAN-FEB 2016 | JAN-FEB 2017 | % | JAN-FEB 2016 | JAN-FEB 2017 | % |
| | (1) | (2) | (3) | (4) | (5) | (6) |
| Thailand | 2 909 322 | 219 524 | -92,45 | 1 062 314 | 1 606 090 | 51,19 |
| Singapore | 9 608 296 | 84 958 | -99,12 | 1 030 674 | 878 681 | -14,75 |
| Philippines | 2 236 882 | 2 243 648 | 0,30 | 801 017 | 713 826 | -10,89 |
| Malaysia | 21 151 450 | 19 134 798 | -9,53 | 7 737 750 | 11 052 688 | 42,84 |
| Myanmar | 136 458 | 412 162 | 202,04 | 53 916 | 48 643 | -9,78 |
| Cambodia | 175 718 | 248 592 | 41,47 | 4 838 | 7 892 | 63,11 |
| Brunei Darussalam | 3 253 943 | 2 037 325 | -37,39 | 73 812 | 54 232 | -26,53 |
| Lao People'S Dem. Rep. | 299 935 | 151 981 | -49,33 | 1 490 | 2 707 | 81,67 |
| Nepal | 65 774 | 36 335 | -44,76 | 1 304 | 1 219 | -6,57 |
| Bhutan | 480 | 2 000 | 316,67 | 9 | 75 | 768,06 |
| Vietnam | 473 428 | 137 925 | -70,87 | 1 048 161 | 1 321 110 | 26,04 |
| Maldives | 125 958 | 191 568 | 52,09 | 15 580 | 26 312 | 68,88 |
| India | 1 272 607 | 1 932 609 | 51,86 | 537 706 | 602 739 | 12,09 |
| Pakistan | 3 616 418 | 5 185 111 | 43,38 | 1 273 953 | 1 941 041 | 52,36 |
| Bangladesh | 794 516 | 554 835 | -30,17 | 3 474 367 | 2 839 515 | -18,27 |
| Sri Lanka | 258 281 | 373 546 | 44,63 | 207 893 | 354 032 | 70,30 |
| Afghanistan | 1 058 | 1 265 | 19,57 | 188 | 1 379 | 632,71 |
| Iraq | 15 258 | 37 490 | 145,71 | 2 854 | 28 783 | 908,53 |
| Iran (Islamic Republic Of) | 32 115 | 23 071 | -28,16 | 98 702 | 3 051 | -96,91 |
| Saudi Arabia | 2 262 781 | 21 160 | -99,06 | 322 227 | 428 103 | 32,86 |
| Israel | 108 712 | 111 274 | 2,36 | 118 856 | 25 908 | -78,20 |
| Kuwait | 244 666 | 162 781 | -33,47 | 77 698 | 132 010 | 69,90 |
| Jordan | 34 485 | 50 317 | 45,91 | 2 136 | 10 404 | 387,03 |
| Lebanon | 47 575 | 28 222 | -40,68 | 48 506 | 67 521 | 39,20 |
| Yemen | 1 739 | 1 686 | -3,07 | 21 064 | 17 397 | -17,41 |
| Oman | 141 031 | 187 168 | 32,71 | 25 166 | 31 701 | 25,96 |
| Syria Arab Republic | 14 233 | 0 | -100,00 | 101 093 | 0 | -100,00 |
| Turkey | 412 701 | 179 887 | -56,41 | 1 246 747 | 1 143 715 | -8,26 |
| United Arab Emirates | 1 342 928 | 1 525 835 | 13,62 | 658 113 | 551 205 | -16,24 |
| Qatar | 464 760 | 194 583 | -58,13 | 14 496 | 5 214 | -64,03 |
| Bahrain | 36 504 | 107 573 | 194,69 | 11 090 | 37 715 | 240,10 |
| Cyprus | 66 362 | 23 467 | -64,64 | 4 169 | 1 805 | -56,70 |
| Egypt | 60 036 | 45 542 | -24,14 | 10 497 | 97 154 | 825,54 |
| Libyan Arab Jamahiriya | 1 660 | 0 | -100,00 | 64 | 0 | -100,00 |
| Morocco | 100 957 | 31 764 | -68,54 | 6 135 | 53 230 | 767,65 |
| Tunisia | 14 153 | 0 | -100,00 | 53 095 | 0 | -100,00 |
| Algeria | 36 178 | 26 764 | -26,02 | 822 | 1 215 | 47,78 |
| Sudan | 0 | 5 548 | - | 0 | 2 250 | - |
| Eritrea | 0 | 3 580 | - | 0 | 150 | - |
| Namibia | 4 140 | 10 044 | 142,61 | 136 | 678 | 398,30 |
| Ethiopia | 500 | 4 550 | 810,03 | 28 | 2 143 | 7 425,17 |
| Tanzania, United Rep. Of | 42 817 | 0 | -100,00 | 2 086 | 0 | -100,00 |
| Madagascar | 1 857 | 0 | -100,00 | 19 466 | 0 | -100,00 |
| Somalia | 4 200 | 0 | -100,00 | 19 | 0 | -100,00 |
| Kenya | 7 055 | 83 401 | 1 082,15 | 146 | 35 242 | 24 060,32 |
| Reunion | 530 | 1 195 | 125,51 | 1 815 | 6 128 | 237,65 |
| Mozambique | 80 | 0 | -100,00 | 337 | 0 | -100,00 |
| Botswana | 30 | 0 | -100,00 | 3 | 0 | -100,00 |
| Togo | 0 | 17 | - | 0 | 44 | - |
| Ghana | 27 306 | 17 068 | -37,49 | 133 147 | 122 796 | -7,77 |
| Guinea | 29 380 | 263 | -99,11 | 673 | 2 162 | 221,18 |
| Congo | 1 410 | 29 | -97,94 | 779 | 150 | -80,74 |
| Cameroon | 12 565 | 15 568 | 23,90 | 366 | 600 | 63,94 |
| Nigeria | 212 045 | 290 912 | 37,19 | 172 128 | 110 328 | -35,90 |
| Sierra Leone | 2 430 | 0 | -100,00 | 82 | 0 | -100,00 |
| Gabon | 0 | 9 985 | - | 0 | 150 | - |
| Cote D'Ivoire | 375 | 19 865 | 5 197,33 | 30 | 1 500 | 4 867,71 |
| Senegal | 1 186 | 1 185 | -0,08 | 3 687 | 3 685 | -0,05 |
| Mali | 5 873 | 0 | -100,00 | 113 | 0 | -100,00 |
| Benin | 0 | 4 846 | - | 0 | 36 411 | - |
| Guinea Bissau | 0 | 20 000 | - | 0 | 150 | - |
| Gambia | 2 250 | 0 | -100,00 | 244 | 0 | -100,00 |
| Seychelles | 80 504 | 173 | -99,79 | 4 452 | 647 | -85,46 |
| Uganda | 5 165 | 0 | -100,00 | 201 | 0 | -100,00 |
| Swaziland | 23 839 | 27 892 | 17,00 | 115 537 | 153 456 | 32,82 |
| South Africa | 158 997 | 7 717 | -95,15 | 256 004 | 81 584 | -68,13 |
| Malawi | 13 | 580 | 4 361,54 | 806 | 75 | -90,70 |
| Mauritius | 38 049 | 29 634 | -22,12 | 17 512 | 35 434 | 102,34 |
| Democratic Rep. Of The Congo | 0 | 2 306 | - | 0 | 150 | - |
| Australia | 20 247 463 | 18 857 833 | -6,86 | 4 017 371 | 1 676 504 | -58,27 |
| New Zealand | 1 271 552 | 1 210 136 | -4,83 | 89 197 | 94 486 | 5,93 |
| Guam | 0 | 3 655 | - | 0 | 662 | - |
| New Caledonia | 225 605 | 222 122 | -1,54 | 6 917 | 3 030 | -56,19 |
| Vanuatu | 1 332 | 25 | -98,15 | 871 | 227 | -73,91 |
| American Samoa | 420 | 0 | -100,00 | 28 | 0 | -100,00 |
| Cook Islands | 110 | 60 | -45,45 | 395 | 188 | -52,55 |
| Fiji | 25 044 | 16 487 | -34,17 | 5 232 | 4 721 | -9,76 |
| Kiribati | 1 745 | 1 555 | -10,89 | 2 400 | 3 070 | 27,92 |
| Solomon Islands | 8 087 | 0 | -100,00 | 4 243 | 0 | -100,00 |
| Tonga | 0 | 20 | - | 0 | 93 | - |
| East Timor | 159 412 | 42 456 | -73,37 | 187 363 | 40 506 | -78,38 |
| United States | 37 937 569 | 2 311 708 | -93,91 | 44 260 831 | 47 429 946 | 7,16 |
| Canada | 1 990 243 | 2 622 214 | 31,75 | 632 401 | 616 560 | -2,50 |
| Mexico | 182 160 | 120 229 | -34,00 | 256 829 | 338 650 | 31,86 |
| Guatemala | 0 | 15 | - | 0 | 1 462 | - |
| Honduras | 0 | 9 000 | - | 0 | 75 | - |
| Nicaragua | 126 | 5 121 | 3 964,29 | 31 | 150 | 379,82 |

**TABEL 6. PERKEMBANGAN EKSPOR INDONESIA MENURUT KOMODITI DAN NEGARA TUJUAN
JANUARI-FEBRUARI 2016 DAN 2017**

| KOMODITI / NEGARA TUJUAN | BERAT BERSIH (KG) | | PERUB | NILAI FOB (US \$) | | PERUB |
|--------------------------|-------------------|------------------|--------------|-------------------|-------------------|-------------|
| | JAN-FEB 2016 | JAN-FEB 2017 | % | JAN-FEB 2016 | JAN-FEB 2017 | % |
| | (1) | (2) | (3) | (4) | (5) | (6) |
| Panama | 7 340 | 10 | -99,86 | 392 | 3 041 | 675,71 |
| Curacao | 0 | 1 500 | - | 0 | 240 | - |
| Suriname | 560 073 | 25 | -100,00 | 3 331 | 91 | -97,27 |
| Chile | 46 273 | 71 361 | 54,22 | 111 108 | 88 323 | -20,51 |
| Argentina | 75 297 | 34 553 | -54,11 | 278 012 | 16 980 | -93,89 |
| Brazil | 387 426 | 518 216 | 33,76 | 490 410 | 417 561 | -14,85 |
| Colombia | 22 798 | 123 640 | 442,34 | 196 725 | 415 299 | 111,11 |
| Bolivia | 19 836 | 39 505 | 99,16 | 474 | 515 | 8,55 |
| Uruguay | 2 931 | 0 | -100,00 | 4 582 | 0 | -100,00 |
| Paraguay | 4 430 | 0 | -100,00 | 148 | 0 | -100,00 |
| Ecuador | 3 185 | 436 | -86,31 | 150 | 33 817 | 22 462,62 |
| Peru | 6 039 | 16 806 | 178,31 | 7 500 | 5 965 | -20,47 |
| Guyana | 124 000 | 0 | -100,00 | 504 | 0 | -100,00 |
| Trinidad And Tobago | 8 959 | 0 | -100,00 | 45 052 | 0 | -100,00 |
| Puerto Rico | 61 330 | 47 617 | -22,36 | 60 185 | 5 501 | -90,86 |
| Belize | 0 | 307 | - | 0 | 105 | - |
| Dominican Republic | 11 401 | 0 | -100,00 | 603 | 0 | -100,00 |
| El Salvador | 14 421 | 11 253 | -21,97 | 75 818 | 60 725 | -19,91 |
| Costa Rica | 6 308 | 2 945 | -53,31 | 4 281 | 4 485 | 4,76 |
| Barbados | 1 472 | 0 | -100,00 | 392 | 0 | -100,00 |
| Aruba | 410 | 3 050 | 643,90 | 409 | 92 | -77,57 |
| Bermuda | 54 294 | 58 129 | 7,06 | 1 084 | 2 243 | 106,90 |
| Cayman Islands | 400 | 155 | -61,25 | 261 | 240 | -7,92 |
| French Guiana | 3 894 | 150 | -96,15 | 166 | 292 | 76,16 |
| French Polynesia | 13 469 | 7 778 | -42,25 | 4 593 | 1 378 | -70,00 |
| Greenland | 0 | 764 | - | 0 | 300 | - |
| Martinique | 7 252 | 809 | -88,84 | 4 655 | 769 | -83,47 |
| Netherlands Antilles | 35 418 | 6 513 | -81,61 | 421 | 1 058 | 151,09 |
| Guadeloupe | 1 738 | 7 865 | 352,53 | 1 813 | 1 533 | -15,43 |
| Saint Kitts And Nevis | 40 | 1 | -97,50 | 547 | 50 | -90,93 |
| Virgin Islands (British) | 0 | 72 | - | 0 | 484 | - |
| U.S. Virgin Islands | 38 040 | 0 | -100,00 | 2 153 | 0 | -100,00 |
| United Kingdom | 3 732 478 | 3 663 939 | -1,84 | 3 336 894 | 3 773 720 | 13,09 |
| Netherlands | 5 122 065 | 5 068 763 | -1,04 | 774 456 | 694 214 | -10,36 |
| France | 4 964 367 | 5 103 018 | 2,79 | 804 888 | 696 898 | -13,42 |
| Germany, Fed. Rep. Of | 3 034 239 | 3 165 555 | 4,33 | 2 678 548 | 3 595 186 | 34,22 |
| Austria | 339 109 | 331 242 | -2,32 | 93 006 | 70 638 | -24,05 |
| Belgium | 373 884 | 250 908 | -32,89 | 68 901 | 80 193 | 16,39 |
| Switzerland | 1 143 102 | 1 488 412 | 30,21 | 68 134 | 78 858 | 15,74 |
| Luxembourg | 15 616 | 16 044 | 2,74 | 639 | 1 534 | 140,17 |
| Monaco | 325 | 270 | -16,92 | 36 | 300 | 739,96 |
| Denmark | 442 619 | 464 071 | 4,85 | 36 770 | 33 773 | -8,15 |
| Norway | 339 212 | 606 280 | 78,73 | 47 937 | 37 913 | -20,91 |
| Sweden | 834 374 | 7 785 | -99,07 | 628 500 | 171 618 | -72,69 |
| Finland | 203 871 | 138 391 | -32,12 | 87 079 | 26 811 | -69,21 |
| Ireland | 192 538 | 96 360 | -49,95 | 72 079 | 21 936 | -69,57 |
| Italy | 1 481 789 | 1 113 048 | -24,88 | 823 011 | 808 504 | -1,76 |
| Spain | 3 523 326 | 2 418 597 | -31,35 | 315 781 | 451 067 | 42,84 |
| Portugal | 176 750 | 114 148 | -35,42 | 238 722 | 373 148 | 56,31 |
| Iceland | 48 444 | 205 740 | 324,70 | 1 331 | 2 242 | 68,41 |
| Greece | 163 812 | 106 058 | -35,26 | 26 322 | 13 272 | -49,58 |
| Andorra | 0 | 370 | - | 0 | 34 | - |
| Liechtenstein | 80 | 0 | -100,00 | 8 | 0 | -100,00 |
| Hungary | 51 889 | 72 738 | 40,18 | 5 732 | 67 441 | 1 076,55 |
| Poland | 329 118 | 340 242 | 3,38 | 340 485 | 523 755 | 53,83 |
| Romania | 51 212 | 24 627 | -51,91 | 130 441 | 179 897 | 37,91 |
| Bulgaria | 59 047 | 22 434 | -62,01 | 1 193 | 1 765 | 47,94 |
| Albania | 6 730 | 48 715 | 623,85 | 1 122 | 1 340 | 19,35 |
| Armenia | 2 950 | 17 857 | 505,32 | 80 | 1 651 | 1 974,66 |
| Azerbaijan | 43 640 | 4 349 | -90,03 | 77 758 | 150 | -99,81 |
| Belarus | 3 860 | 4 805 | 24,48 | 411 | 484 | 17,74 |
| Kazakhstan | 146 254 | 407 221 | 178,43 | 5 856 | 16 064 | 174,33 |
| Kyrgyzstan | 450 | 191 550 | 42 466,67 | 101 | 6 346 | 6 195,58 |
| Moldova, Republic Of | 330 | 1 254 | 280,00 | 30 | 516 | 1 640,48 |
| Turkmenistan | 642 | 0 | -100,00 | 5 900 | 0 | -100,00 |
| Ukraine | 143 984 | 330 | -99,77 | 14 092 | 370 | -97,37 |
| Uzbekistan | 7 506 | 0 | -100,00 | 725 | 0 | -100,00 |
| Lithuania | 2 886 | 4 507 | 56,17 | 627 | 1 538 | 145,36 |
| Latvia | 5 256 | 8 820 | 67,81 | 1 605 | 1 116 | -30,48 |
| Estonia | 28 719 | 27 581 | -3,96 | 706 | 1 246 | 76,61 |
| Georgia | 2 128 | 8 235 | 286,98 | 136 | 7 855 | 5 692,79 |
| Croatia | 21 618 | 23 732 | 9,78 | 262 959 | 3 358 | -98,72 |
| Bosnia And Herzegovina | 4 112 | 7 000 | 70,23 | 162 | 75 | -53,82 |
| Malta | 12 527 | 38 708 | 209,00 | 1 998 | 913 | -54,31 |
| Slovakia | 44 693 | 94 | -99,79 | 20 055 | 11 609 | -42,12 |
| Slovenia | 9 361 | 140 | -98,50 | 1 922 | 572 | -70,24 |
| Czech Republic | 206 777 | 127 538 | -38,32 | 40 532 | 194 032 | 378,71 |
| Rep. Of Macedonia | 0 | 2 409 | - | 0 | 9 915 | - |
| Russia Federation | 2 506 019 | 1 514 337 | -39,57 | 71 042 | 43 455 | -38,83 |
| Serbia | 1 221 | 306 | -74,94 | 67 776 | 642 | -99,05 |
| Montenegro | 0 | 1 275 | - | 0 | 480 | - |
| Jersey | 31 | 0 | -100,00 | 31 | 0 | -100,00 |
| MAINAN ANAK-ANAK | 2 925 803 | 2 912 166 | -0,47 | 37 107 999 | 38 633 668 | 4,11 |
| Japan | 113 974 | 93 725 | -17,77 | 1 551 367 | 1 878 846 | 21,11 |
| Hongkong | 68 675 | 123 097 | 79,25 | 749 822 | 1 960 637 | 161,48 |
| Korea, Republic Of | 119 980 | 82 976 | -30,84 | 397 745 | 902 381 | 126,87 |

TABEL 6. PERKEMBANGAN EKSPOR INDONESIA MENURUT KOMODITI DAN NEGARA TUJUAN
JANUARI-FEBRUARI 2016 DAN 2017

| KOMODITI / NEGARA TUJUAN | BERAT BERSIH (KG) | | PERUB | NILAI FOB (US \$) | | PERUB |
|--------------------------|-------------------|------------------|-------------|-------------------|-------------------|-------------|
| | JAN-FEB 2016 | JAN-FEB 2017 | % | JAN-FEB 2016 | JAN-FEB 2017 | % |
| | (1) | (2) | (3) | (4) | (5) | (6) |
| Taiwan | 1 441 | 2 | -99,86 | 7 085 | 7 | -99,90 |
| China | 61 377 | 58 292 | -5,03 | 749 028 | 754 063 | 0,67 |
| Papua New Guinea | 0 | 7 854 | - | 0 | 18 554 | - |
| Thailand | 710 | 2 942 | 314,08 | 7 318 | 28 016 | 282,86 |
| Singapore | 113 586 | 53 576 | -52,83 | 6 372 403 | 3 751 618 | -41,13 |
| Philippines | 900 | 1 886 | 109,44 | 14 641 | 14 327 | -2,15 |
| Malaysia | 10 316 | 18 206 | 76,48 | 92 427 | 94 135 | 1,85 |
| Vietnam | 150 | 125 | -16,67 | 2 586 | 500 | -80,67 |
| Maldives | 400 | 0 | -100,00 | 1 642 | 0 | -100,00 |
| India | 5 166 | 15 152 | 193,31 | 44 334 | 148 956 | 235,99 |
| Sri Lanka | 20 007 | 18 960 | -5,23 | 97 640 | 95 284 | -2,41 |
| Saudi Arabia | 14 | 33 754 | 244 494,93 | 32 | 108 329 | 340 344,12 |
| Israel | 9 256 | 3 792 | -59,04 | 33 565 | 43 640 | 30,01 |
| Oman | 1 200 | 0 | -100,00 | 3 384 | 0 | -100,00 |
| Turkey | 20 807 | 27 113 | 30,31 | 210 103 | 296 434 | 41,09 |
| United Arab Emirates | 4 717 | 15 469 | 227,97 | 59 154 | 82 415 | 39,32 |
| Nigeria | 24 | 0 | -100,00 | 2 | 0 | -100,00 |
| South Africa | 25 064 | 8 196 | -67,30 | 180 062 | 77 954 | -56,71 |
| Mauritius | 265 | 0 | -100,00 | 14 400 | 0 | -100,00 |
| Australia | 67 269 | 54 668 | -18,73 | 682 279 | 634 219 | -7,04 |
| New Zealand | 4 766 | 12 455 | 161,31 | 61 562 | 173 850 | 182,40 |
| Vanuatu | 0 | 530 | - | 0 | 929 | - |
| Kiribati | 85 | 0 | -100,00 | 75 | 0 | -100,00 |
| East Timor | 2 143 | 1 622 | -24,33 | 6 311 | 667 | -89,43 |
| United States | 1 075 438 | 1 140 096 | 6,01 | 12 217 756 | 12 838 912 | 5,08 |
| Canada | 35 920 | 42 658 | 18,76 | 363 618 | 406 297 | 11,74 |
| Mexico | 242 776 | 115 860 | -52,28 | 1 970 119 | 1 102 268 | -44,05 |
| Suriname | 0 | 230 | - | 0 | 322 | - |
| Chile | 28 299 | 19 537 | -30,96 | 238 500 | 197 144 | -17,34 |
| Argentina | 0 | 11 255 | - | 0 | 88 968 | - |
| Brazil | 45 865 | 60 485 | 31,88 | 421 979 | 413 128 | -2,10 |
| Colombia | 11 555 | 17 337 | 50,04 | 113 095 | 161 702 | 42,98 |
| Ecuador | 2 910 | 0 | -100,00 | 35 110 | 0 | -100,00 |
| Peru | 2 699 | 0 | -100,00 | 14 267 | 0 | -100,00 |
| French Polynesia | 0 | 8 | - | 0 | 94 | - |
| United Kingdom | 217 800 | 254 528 | 16,86 | 3 079 345 | 4 218 563 | 37,00 |
| Netherlands | 95 125 | 87 221 | -8,31 | 834 891 | 858 998 | 2,89 |
| France | 110 519 | 106 802 | -3,36 | 1 231 475 | 1 198 077 | -2,71 |
| Germany, Fed. Rep. Of | 103 651 | 116 486 | 12,38 | 1 904 589 | 2 130 130 | 11,84 |
| Austria | 1 206 | 2 443 | 102,54 | 24 131 | 38 616 | 60,03 |
| Belgium | 72 386 | 58 723 | -18,88 | 604 316 | 564 779 | -6,54 |
| Switzerland | 1 565 | 2 614 | 66,96 | 31 730 | 39 596 | 24,79 |
| Denmark | 41 662 | 41 403 | -0,62 | 793 146 | 742 582 | -6,38 |
| Norway | 234 | 149 | -36,35 | 5 170 | 3 631 | -29,77 |
| Sweden | 6 874 | 12 840 | 86,80 | 85 150 | 215 899 | 153,55 |
| Finland | 0 | 1 811 | - | 0 | 32 833 | - |
| Ireland | 3 317 | 4 640 | 39,87 | 25 724 | 55 944 | 117,48 |
| Italy | 14 379 | 27 354 | 90,24 | 244 575 | 417 881 | 70,86 |
| Spain | 27 670 | 5 226 | -81,11 | 232 361 | 78 873 | -66,06 |
| Greece | 23 533 | 26 400 | 12,18 | 237 459 | 283 833 | 19,53 |
| Hungary | 0 | 270 | - | 0 | 1 588 | - |
| Poland | 4 955 | 11 726 | 136,68 | 103 746 | 168 502 | 62,42 |
| Lithuania | 452 | 0 | -100,00 | 2 736 | 0 | -100,00 |
| Croatia | 60 | 0 | -100,00 | 1 597 | 0 | -100,00 |
| Slovakia | 0 | 596 | - | 0 | 5 531 | - |
| Czech Republic | 70 724 | 56 630 | -19,93 | 760 845 | 593 934 | -21,94 |
| Russia Federation | 14 827 | 52 448 | 253,74 | 181 539 | 709 281 | 290,70 |
| Serbia | 17 109 | 0 | -100,00 | 10 068 | 0 | -100,00 |
| ALAT OLAH RAGA | 1 354 681 | 1 386 764 | 2,37 | 31 412 697 | 31 482 824 | 0,22 |
| Japan | 137 646 | 123 095 | -10,57 | 4 971 556 | 4 977 688 | 0,12 |
| Hongkong | 15 640 | 5 641 | -63,93 | 429 295 | 163 219 | -61,98 |
| Korea, Republic Of | 59 175 | 50 880 | -14,02 | 1 683 925 | 1 724 401 | 2,40 |
| Taiwan | 2 548 | 21 747 | 753,47 | 44 034 | 38 071 | -13,54 |
| China | 13 040 | 12 734 | -2,35 | 362 429 | 450 205 | 24,22 |
| Mongolia | 25 | 0 | -100,00 | 1 907 | 0 | -100,00 |
| Papua New Guinea | 25 | 0 | -100,00 | 10 | 0 | -100,00 |
| Thailand | 9 771 | 2 295 | -76,51 | 110 448 | 22 118 | -79,97 |
| Singapore | 6 386 | 16 159 | 153,02 | 213 980 | 559 153 | 161,31 |
| Philippines | 1 311 | 2 764 | 110,83 | 36 631 | 140 410 | 283,32 |
| Malaysia | 22 408 | 18 614 | -16,93 | 222 508 | 180 066 | -19,07 |
| Vietnam | 1 728 | 6 010 | 247,83 | 43 906 | 195 880 | 346,13 |
| India | 479 | 1 352 | 182,01 | 25 874 | 31 016 | 19,87 |
| Pakistan | 7 045 | 0 | -100,00 | 61 481 | 0 | -100,00 |
| Bangladesh | 880 | 3 015 | 242,62 | 290 | 21 400 | 7 279,34 |
| Sri Lanka | 2 757 | 600 | -78,24 | 23 773 | 4 000 | -83,17 |
| Saudi Arabia | 6 443 | 3 092 | -52,01 | 62 487 | 9 788 | -84,34 |
| Israel | 907 | 2 627 | 189,51 | 9 185 | 19 655 | 114,00 |
| Oman | 531 | 0 | -100,00 | 15 670 | 0 | -100,00 |
| Turkey | 0 | 717 | - | 0 | 9 538 | - |
| United Arab Emirates | 8 858 | 2 236 | -74,75 | 88 309 | 48 542 | -45,03 |
| Cyprus | 237 | 0 | -100,00 | 10 971 | 0 | -100,00 |
| Egypt | 388 | 0 | -100,00 | 3 766 | 0 | -100,00 |
| Morocco | 0 | 54 | - | 0 | 10 049 | - |
| Sudan | 5 045 | 0 | -100,00 | 47 295 | 0 | -100,00 |
| Togo | 0 | 25 | - | 0 | 38 | - |
| Cameroon | 0 | 18 | - | 0 | 14 | - |

**TABEL 6. PERKEMBANGAN EKSPOR INDONESIA MENURUT KOMODITI DAN NEGARA TUJUAN
JANUARI-FEBRUARI 2016 DAN 2017**

| KOMODITI / NEGARA TUJUAN | BERAT BERSIH (KG) | | PERUB | NILAI FOB (US \$) | | PERUB |
|--------------------------------|-------------------|----------------|-------------|-------------------|-------------------|--------------|
| | JAN-FEB 2016 | JAN-FEB 2017 | % | JAN-FEB 2016 | JAN-FEB 2017 | % |
| | (1) | (2) | (3) | (4) | (5) | (6) |
| South Africa | 17 982 | 33 716 | 87,50 | 266 061 | 385 906 | 45,04 |
| Mauritius | 0 | 170 | - | 0 | 4 236 | - |
| Australia | 25 870 | 56 479 | 118,32 | 718 576 | 924 920 | 28,72 |
| New Zealand | 17 | 500 | 2 877,56 | 497 | 21 785 | 4 286,14 |
| Solomon Islands | 100 | 0 | -100,00 | 1 456 | 0 | -100,00 |
| East Timor | 8 901 | 23 481 | 163,81 | 6 486 | 20 832 | 221,19 |
| United States | 386 633 | 543 798 | 40,65 | 13 344 866 | 13 734 215 | 2,92 |
| Canada | 46 872 | 56 028 | 19,53 | 741 573 | 1 394 640 | 88,07 |
| Mexico | 409 | 7 399 | 1 709,33 | 12 831 | 135 963 | 959,61 |
| Panama | 3 668 | 824 | -77,55 | 53 911 | 10 699 | -80,15 |
| Chile | 8 261 | 8 634 | 4,52 | 109 589 | 153 020 | 39,63 |
| Argentina | 18 795 | 4 109 | -78,14 | 160 558 | 10 042 | -93,75 |
| Brazil | 4 843 | 1 557 | -67,86 | 38 390 | 21 076 | -45,10 |
| Colombia | 864 | 1 577 | 82,61 | 11 518 | 13 708 | 19,01 |
| Bolivia | 55 | 0 | -100,00 | 3 007 | 0 | -100,00 |
| Uruguay | 9 | 0 | -100,00 | 706 | 0 | -100,00 |
| Peru | 15 513 | 15 182 | -2,13 | 170 874 | 184 458 | 7,95 |
| Dominican Republic | 510 | 551 | 8,14 | 33 235 | 30 689 | -7,66 |
| United Kingdom | 274 458 | 178 315 | -35,03 | 2 918 384 | 1 843 509 | -36,83 |
| Netherlands | 14 004 | 48 690 | 247,68 | 378 676 | 555 817 | 46,78 |
| France | 22 968 | 29 346 | 27,77 | 735 701 | 823 340 | 11,91 |
| Germany, Fed. Rep. Of | 111 885 | 42 834 | -61,72 | 1 379 297 | 935 205 | -32,20 |
| Austria | 691 | 3 456 | 400,26 | 49 921 | 243 448 | 387,67 |
| Belgium | 1 402 | 3 159 | 125,30 | 86 586 | 117 633 | 35,86 |
| Switzerland | 8 516 | 412 | -95,17 | 302 571 | 23 300 | -92,30 |
| Denmark | 3 243 | 824 | -74,58 | 135 249 | 93 207 | -31,08 |
| Norway | 719 | 370 | -48,50 | 37 121 | 27 217 | -26,68 |
| Sweden | 15 011 | 10 653 | -29,03 | 474 293 | 237 347 | -49,96 |
| Finland | 2 032 | 2 655 | 30,68 | 25 827 | 83 923 | 224,95 |
| Italy | 20 410 | 5 985 | -70,68 | 272 672 | 166 733 | -38,85 |
| Spain | 27 834 | 8 548 | -69,29 | 334 437 | 304 412 | -8,98 |
| Portugal | 1 500 | 0 | -100,00 | 34 567 | 0 | -100,00 |
| Greece | 117 | 3 579 | 2 969,86 | 889 | 21 966 | 2 370,26 |
| Hungary | 4 203 | 0 | -100,00 | 57 116 | 0 | -100,00 |
| Poland | 0 | 1 474 | - | 0 | 34 863 | - |
| Romania | 0 | 413 | - | 0 | 11 144 | - |
| Ukraine | 277 | 1 397 | 404,95 | 1 970 | 5 666 | 187,57 |
| Lithuania | 0 | 1 385 | - | 0 | 24 931 | - |
| Latvia | 1 714 | 0 | -100,00 | 29 376 | 0 | -100,00 |
| Estonia | 0 | 372 | - | 0 | 4 600 | - |
| Malta | 143 | 0 | -100,00 | 6 848 | 0 | -100,00 |
| Czech Republic | 0 | 1 699 | - | 0 | 43 707 | - |
| Russia Federation | 977 | 13 516 | 1 283,23 | 7 334 | 229 416 | 3 028,05 |
| KACA MATA DAN BAGIANNYA | 324 932 | 346 588 | 6,66 | 14 481 910 | 21 198 170 | 46,38 |
| Japan | 2 968 | 2 854 | -3,85 | 119 073 | 135 564 | 13,85 |
| Hongkong | 44 892 | 41 084 | -8,48 | 700 575 | 650 947 | -7,08 |
| Korea, Republic Of | 9 915 | 2 210 | -77,71 | 246 517 | 67 433 | -72,65 |
| Taiwan | 213 | 5 | -97,88 | 43 670 | 990 | -97,73 |
| China | 10 978 | 10 895 | -0,75 | 441 851 | 384 758 | -12,92 |
| Macau | 0 | 6 | - | 0 | 701 | - |
| Papua New Guinea | 3 | 0 | -100,00 | 18 | 0 | -100,00 |
| Thailand | 675 | 387 | -42,70 | 49 545 | 23 092 | -53,39 |
| Singapore | 25 856 | 41 210 | 59,38 | 2 473 115 | 5 035 867 | 103,62 |
| Philippines | 49 | 2 | -95,89 | 8 844 | 25 | -99,72 |
| Malaysia | 1 364 | 757 | -44,48 | 43 337 | 27 887 | -35,65 |
| Myanmar | 15 | 0 | -100,00 | 2 543 | 0 | -100,00 |
| Lao People'S Dem. Rep. | 0 | 59 | - | 0 | 21 465 | - |
| Vietnam | 250 | 5 846 | 2 238,22 | 16 201 | 103 307 | 537,64 |
| Maldives | 3 | 0 | -100,00 | 784 | 0 | -100,00 |
| India | 14 824 | 4 724 | -68,13 | 264 818 | 126 608 | -52,19 |
| Pakistan | 1 280 | 1 130 | -11,68 | 29 952 | 14 281 | -52,32 |
| Sri Lanka | 0 | 14 | - | 0 | 1 120 | - |
| Iraq | 0 | 117 | - | 0 | 3 351 | - |
| Iran (Islamic Republic Of) | 654 | 0 | -100,00 | 14 552 | 0 | -100,00 |
| Israel | 12 | 1 366 | 11 780,87 | 955 | 66 006 | 6 809,35 |
| Lebanon | 26 | 0 | -100,00 | 3 754 | 0 | -100,00 |
| United Arab Emirates | 184 | 759 | 312,50 | 2 754 | 6 327 | 129,72 |
| Cyprus | 147 | 241 | 63,61 | 12 178 | 21 533 | 76,82 |
| Egypt | 1 054 | 0 | -100,00 | 15 189 | 0 | -100,00 |
| Libyan Arab Jamahiriya | 110 | 0 | -100,00 | 14 658 | 0 | -100,00 |
| Morocco | 404 | 727 | 79,75 | 10 786 | 9 950 | -7,75 |
| Kenya | 122 | 111 | -9,43 | 7 817 | 7 074 | -9,50 |
| Mozambique | 52 | 0 | -100,00 | 18 221 | 0 | -100,00 |
| Nigeria | 0 | 1 144 | - | 0 | 17 711 | - |
| South Africa | 15 | 90 | 520,69 | 881 | 8 821 | 901,11 |
| Mauritius | 310 | 0 | -100,00 | 5 545 | 0 | -100,00 |
| Australia | 160 | 0 | -100,00 | 13 071 | 0 | -100,00 |
| East Timor | 27 | 617 | 2 185,38 | 50 | 1 027 | 1 953,92 |
| United States | 148 355 | 161 301 | 8,73 | 3 040 817 | 3 397 032 | 11,71 |
| Canada | 8 | 6 | -25,00 | 512 | 443 | -13,55 |
| Chile | 0 | 950 | - | 0 | 67 073 | - |
| Brazil | 8 | 31 | 287,50 | 442 | 2 022 | 357,67 |
| Colombia | 1 147 | 806 | -29,73 | 108 803 | 61 575 | -43,41 |
| Uruguay | 0 | 504 | - | 0 | 19 050 | - |
| Ecuador | 786 | 673 | -14,38 | 30 996 | 31 661 | 2,15 |
| Peru | 8 | 0 | -100,00 | 453 | 0 | -100,00 |

**TABEL 6. PERKEMBANGAN EKSPOR INDONESIA MENURUT KOMODITI DAN NEGARA TUJUAN
JANUARI-FEBRUARI 2016 DAN 2017**

| KOMODITI / NEGARA TUJUAN | BERAT BERSIH (KG) | | PERUB | NILAI FOB (US \$) | | PERUB |
|--|-------------------|------------------|---------------|-------------------|-------------------|---------------|
| | JAN-FEB 2016 | JAN-FEB 2017 | % | JAN-FEB 2016 | JAN-FEB 2017 | % |
| | (1) | (2) | (3) | (4) | (5) | (6) |
| Dominican Republic | 0 | 625 | - | 0 | 25 872 | - |
| United Kingdom | 8 508 | 4 366 | -48,68 | 202 943 | 102 537 | -49,47 |
| Netherlands | 659 | 1 928 | 192,56 | 17 635 | 82 988 | 370,58 |
| France | 2 992 | 925 | -69,08 | 493 012 | 57 405 | -88,36 |
| Germany, Fed. Rep. Of | 7 189 | 3 838 | -46,61 | 536 293 | 368 953 | -31,20 |
| Belgium | 25 | 2 | -91,60 | 19 | 14 | -27,84 |
| Switzerland | 15 396 | 31 137 | 102,24 | 4 270 340 | 8 916 676 | 108,80 |
| Luxembourg | 47 | 36 | -23,40 | 48 838 | 40 054 | -17,99 |
| Ireland | 545 | 0 | -100,00 | 6 621 | 0 | -100,00 |
| Italy | 15 681 | 3 614 | -76,95 | 494 531 | 197 339 | -60,10 |
| Spain | 839 | 8 064 | 861,14 | 66 970 | 526 767 | 686,57 |
| Portugal | 1 003 | 1 801 | 79,56 | 47 833 | 37 254 | -22,12 |
| Hungary | 3 212 | 3 777 | 17,59 | 488 974 | 276 815 | -43,39 |
| Poland | 1 156 | 486 | -57,96 | 31 448 | 6 876 | -78,14 |
| Romania | 520 | 800 | 53,85 | 7 847 | 10 667 | 35,94 |
| Ukraine | 0 | 86 | - | 0 | 9 885 | - |
| Slovenia | 0 | 1 119 | - | 0 | 13 234 | - |
| Czech Republic | 0 | 2 616 | - | 0 | 129 652 | - |
| Russia Federation | 290 | 745 | 156,90 | 25 325 | 80 483 | 217,79 |
| ALAT TULIS DAN GAMBAR | 2 815 869 | 2 106 479 | -25,19 | 18 645 093 | 15 654 829 | -16,04 |
| Japan | 53 487 | 27 296 | -48,97 | 528 208 | 361 462 | -31,57 |
| Hongkong | 24 413 | 22 207 | -9,04 | 269 798 | 249 434 | -7,55 |
| Korea, Republic Of | 44 012 | 75 728 | 72,06 | 498 090 | 824 604 | 65,55 |
| Taiwan | 22 265 | 7 655 | -65,62 | 254 909 | 90 290 | -64,58 |
| China | 32 229 | 15 261 | -52,65 | 418 324 | 199 997 | -52,19 |
| Papua New Guinea | 1 599 | 3 | -99,81 | 22 572 | 8 | -99,96 |
| Thailand | 51 570 | 50 701 | -1,69 | 603 271 | 541 529 | -10,23 |
| Singapore | 18 493 | 8 829 | -52,25 | 203 154 | 148 852 | -26,73 |
| Philippines | 168 561 | 174 085 | 3,28 | 1 863 022 | 1 993 622 | 7,01 |
| Malaysia | 85 045 | 33 203 | -60,96 | 819 965 | 378 415 | -53,85 |
| Vietnam | 24 143 | 33 418 | 38,41 | 171 062 | 225 740 | 31,96 |
| India | 5 836 | 6 092 | 4,38 | 59 694 | 91 856 | 53,88 |
| Pakistan | 9 151 | 16 661 | 82,06 | 113 409 | 198 874 | 75,36 |
| Bangladesh | 14 027 | 14 104 | 0,54 | 193 195 | 181 502 | -6,05 |
| Iraq | 0 | 69 | - | 0 | 45 | - |
| Iran (Islamic Republic Of) | 0 | 25 031 | - | 0 | 257 698 | - |
| Saudi Arabia | 7 133 | 14 026 | 96,65 | 84 989 | 147 392 | 73,43 |
| Israel | 0 | 34 | - | 0 | 456 | - |
| Kuwait | 507 | 6 722 | 1 224,70 | 14 499 | 76 965 | 430,84 |
| Jordan | 327 | 4 610 | 1 310,00 | 3 399 | 14 260 | 319,48 |
| Lebanon | 65 021 | 5 815 | -91,06 | 630 126 | 61 319 | -90,27 |
| Oman | 7 696 | 0 | -100,00 | 96 804 | 0 | -100,00 |
| Turkey | 99 964 | 61 195 | -38,78 | 803 644 | 407 303 | -49,32 |
| United Arab Emirates | 24 559 | 130 396 | 430,96 | 269 295 | 1 425 738 | 429,43 |
| Qatar | 0 | 10 883 | - | 0 | 122 409 | - |
| Egypt | 9 275 | 81 | -99,13 | 92 732 | 2 482 | -97,32 |
| Morocco | 34 985 | 12 291 | -64,87 | 372 883 | 137 094 | -63,23 |
| Algeria | 831 | 0 | -100,00 | 14 337 | 0 | -100,00 |
| Cameroon | 0 | 54 | - | 0 | 53 | - |
| South Africa | 1 848 | 4 061 | 119,83 | 19 290 | 51 566 | 167,31 |
| Australia | 182 380 | 45 162 | -75,24 | 1 270 827 | 274 717 | -78,38 |
| New Zealand | 24 590 | 7 641 | -68,93 | 240 417 | 34 776 | -85,54 |
| Fiji | 340 | 756 | 122,35 | 1 032 | 3 287 | 218,53 |
| East Timor | 44 815 | 14 715 | -67,17 | 21 365 | 41 504 | 94,26 |
| United States | 1 250 976 | 882 840 | -29,43 | 4 447 215 | 3 301 606 | -25,76 |
| Canada | 91 707 | 2 401 | -97,38 | 378 475 | 32 953 | -91,29 |
| Mexico | 48 267 | 105 154 | 117,86 | 580 323 | 1 193 413 | 105,65 |
| Venezuela | 28 449 | 0 | -100,00 | 149 131 | 0 | -100,00 |
| Brazil | 13 497 | 30 082 | 122,88 | 87 276 | 201 230 | 130,57 |
| Colombia | 8 384 | 3 369 | -59,82 | 58 793 | 34 702 | -40,98 |
| Ecuador | 33 095 | 74 224 | 124,28 | 376 074 | 714 694 | 90,04 |
| United Kingdom | 23 826 | 3 924 | -83,53 | 191 390 | 27 292 | -85,74 |
| Netherlands | 34 860 | 15 649 | -55,11 | 252 141 | 26 562 | -89,47 |
| Germany, Fed. Rep. Of | 137 960 | 94 262 | -31,67 | 1 292 425 | 943 639 | -26,99 |
| Belgium | 4 | 11 | 163,50 | 30 | 82 | 173,20 |
| Denmark | 12 587 | 2 439 | -80,62 | 89 215 | 26 711 | -70,06 |
| Sweden | 10 793 | 12 075 | 11,88 | 124 216 | 128 797 | 3,69 |
| Ireland | 797 | 0 | -100,00 | 17 772 | 0 | -100,00 |
| Italy | 22 466 | 23 227 | 3,39 | 192 731 | 206 173 | 6,97 |
| Spain | 11 054 | 12 155 | 9,96 | 113 576 | 121 473 | 6,95 |
| Hungary | 829 | 0 | -100,00 | 26 419 | 0 | -100,00 |
| Czech Republic | 27 218 | 15 885 | -41,64 | 313 578 | 150 251 | -52,09 |
| PERALATAN KEDOKTERAN DAN KEDOKTERAN | | | | | | |
| GIGI | 1 422 290 | 2 629 514 | 84,88 | 12 459 049 | 23 093 300 | 85,35 |
| Japan | 330 879 | 280 967 | -15,08 | 1 740 922 | 1 743 365 | 0,14 |
| Hongkong | 1 761 | 503 | -71,46 | 155 419 | 16 875 | -89,14 |
| Korea, Republic Of | 5 284 | 13 594 | 157,28 | 28 175 | 78 048 | 177,01 |
| Taiwan | 560 | 414 | -26,07 | 22 192 | 47 862 | 115,68 |
| China | 3 210 | 9 006 | 180,57 | 62 218 | 437 000 | 602,37 |
| Papua New Guinea | 191 | 292 | 52,88 | 2 262 | 2 498 | 10,43 |
| Thailand | 42 991 | 85 121 | 98,00 | 621 611 | 735 574 | 18,33 |
| Singapore | 164 756 | 1 029 607 | 524,93 | 2 821 568 | 11 225 572 | 297,85 |
| Philippines | 3 366 | 91 426 | 2 615,91 | 57 748 | 522 152 | 804,19 |
| Malaysia | 31 668 | 43 572 | 37,59 | 218 956 | 266 744 | 21,82 |
| Myanmar | 17 750 | 18 505 | 4,26 | 117 213 | 189 643 | 61,79 |

TABEL 6. PERKEMBANGAN EKSPOR INDONESIA MENURUT KOMODITI DAN NEGARA TUJUAN
JANUARI-FEBRUARI 2016 DAN 2017

| KOMODITI / NEGARA TUJUAN | BERAT BERSIH (KG) | | PERUB | NILAI FOB (US \$) | | PERUB |
|--------------------------|-------------------|----------------|---------------|-------------------|------------------|---------------|
| | JAN-FEB 2016 | JAN-FEB 2017 | % | JAN-FEB 2016 | JAN-FEB 2017 | % |
| | (1) | (2) | (3) | (4) | (5) | (6) |
| Cambodia | 0 | 306 | - | 0 | 3 382 | - |
| Nepal | 0 | 23 900 | - | 0 | 157 997 | - |
| Vietnam | 22 532 | 30 407 | 34,95 | 30 767 | 34 731 | 12,88 |
| India | 17 162 | 31 953 | 86,19 | 404 824 | 280 941 | -30,60 |
| Pakistan | 2 021 | 91 118 | 4 407,64 | 30 847 | 559 610 | 1 714,16 |
| Bangladesh | 6 197 | 11 884 | 91,77 | 14 739 | 63 831 | 333,09 |
| Afghanistan | 0 | 4 547 | - | 0 | 38 144 | - |
| Saudi Arabia | 0 | 4 860 | - | 0 | 24 811 | - |
| Kuwait | 11 447 | 3 232 | -71,77 | 50 874 | 16 158 | -68,24 |
| Lebanon | 69 | 0 | -100,00 | 1 109 | 0 | -100,00 |
| Oman | 3 368 | 0 | -100,00 | 8 870 | 0 | -100,00 |
| Turkey | 0 | 9 120 | - | 0 | 53 280 | - |
| United Arab Emirates | 210 | 517 | 146,24 | 216 | 461 | 113,69 |
| Qatar | 0 | 324 | - | 0 | 1 632 | - |
| Bahrain | 0 | 842 | - | 0 | 8 115 | - |
| Egypt | 17 818 | 339 | -98,10 | 103 882 | 5 072 | -95,12 |
| Tunisia | 0 | 3 800 | - | 0 | 27 000 | - |
| Lesotho | 516 | 0 | -100,00 | 30 680 | 0 | -100,00 |
| Kenya | 0 | 2 725 | - | 0 | 21 163 | - |
| Nigeria | 36 | 60 | 65,84 | 1 372 | 113 | -91,79 |
| Mali | 465 | 0 | -100,00 | 42 005 | 0 | -100,00 |
| South Africa | 0 | 3 169 | - | 0 | 19 716 | - |
| Zimbabwe | 253 | 2 812 | 1 013,33 | 634 | 7 054 | 1 013,33 |
| Australia | 15 413 | 5 768 | -62,58 | 83 508 | 30 157 | -63,89 |
| Cook Islands | 42 | 0 | -100,00 | 478 | 0 | -100,00 |
| East Timor | 38 562 | 4 112 | -89,34 | 185 614 | 92 083 | -50,39 |
| United States | 180 450 | 124 374 | -31,08 | 1 650 485 | 1 357 235 | -17,77 |
| Canada | 671 | 0 | -100,00 | 12 181 | 0 | -100,00 |
| Mexico | 193 711 | 166 789 | -13,90 | 1 037 593 | 899 494 | -13,31 |
| Guatemala | 13 270 | 12 833 | -3,29 | 59 778 | 62 692 | 4,88 |
| Honduras | 0 | 38 337 | - | 0 | 169 869 | - |
| Nicaragua | 20 641 | 40 006 | 93,82 | 101 266 | 206 829 | 104,24 |
| Panama | 0 | 37 994 | - | 0 | 208 475 | - |
| Chile | 68 816 | 29 802 | -56,69 | 315 290 | 154 299 | -51,06 |
| Venezuela | 0 | 30 | - | 0 | 1 798 | - |
| Brazil | 36 943 | 5 474 | -85,18 | 302 559 | 42 669 | -85,90 |
| Colombia | 18 696 | 60 315 | 222,61 | 102 730 | 348 050 | 238,80 |
| Bolivia | 0 | 2 555 | - | 0 | 20 425 | - |
| Paraguay | 0 | 3 511 | - | 0 | 15 398 | - |
| Ecuador | 49 419 | 52 173 | 5,57 | 255 313 | 269 127 | 5,41 |
| Peru | 54 235 | 50 299 | -7,26 | 226 953 | 188 520 | -16,93 |
| El Salvador | 18 270 | 49 124 | 168,88 | 103 193 | 227 281 | 120,25 |
| Costa Rica | 6 997 | 7 442 | 6,37 | 33 774 | 36 143 | 7,01 |
| Dominica | 185 | 0 | -100,00 | 12 300 | 0 | -100,00 |
| United Kingdom | 0 | 12 603 | - | 0 | 92 083 | - |
| Netherlands | 8 280 | 8 388 | 1,31 | 365 519 | 283 029 | -22,57 |
| France | 390 | 1 029 | 163,86 | 5 600 | 9 722 | 73,61 |
| Germany, Fed. Rep. Of | 11 039 | 14 098 | 27,70 | 978 012 | 1 040 647 | 6,40 |
| Belgium | 37 | 22 011 | 60 202,74 | 4 222 | 204 904 | 4 753,46 |
| Italy | 877 | 3 800 | 333,47 | 14 699 | 25 971 | 76,68 |
| Spain | 0 | 38 578 | - | 0 | 264 344 | - |
| Hungary | 500 | 0 | -100,00 | 38 077 | 0 | -100,00 |
| Poland | 0 | 39 064 | - | 0 | 253 315 | - |
| Romania | 337 | 84 | -75,00 | 802 | 200 | -75,00 |
| ALAT PERMAINAN | 268 937 | 761 326 | 183,09 | 1 672 563 | 4 266 521 | 155,09 |
| Japan | 0 | 1 725 | - | 0 | 19 290 | - |
| Hongkong | 11 292 | 4 610 | -59,17 | 70 450 | 91 020 | 29,20 |
| Korea, Republic Of | 6 018 | 0 | -100,00 | 95 660 | 0 | -100,00 |
| Taiwan | 12 753 | 0 | -100,00 | 58 054 | 0 | -100,00 |
| China | 92 | 5 439 | 5 811,54 | 2 422 | 37 141 | 1 433,49 |
| Papua New Guinea | 800 | 276 | -65,50 | 1 955 | 936 | -52,12 |
| Thailand | 0 | 4 | - | 0 | 97 | - |
| Singapore | 1 544 | 15 786 | 922,73 | 16 502 | 56 185 | 240,49 |
| Philippines | 66 120 | 71 825 | 8,63 | 179 755 | 208 534 | 16,01 |
| Malaysia | 5 442 | 32 718 | 501,19 | 10 320 | 219 905 | 2 030,92 |
| Cambodia | 0 | 2 253 | - | 0 | 20 222 | - |
| Brunei Darussalam | 302 | 0 | -100,00 | 1 303 | 0 | -100,00 |
| Vietnam | 2 | 0 | -100,00 | 75 | 0 | -100,00 |
| Maldives | 84 | 0 | -100,00 | 305 | 0 | -100,00 |
| India | 5 075 | 94 728 | 1 766,56 | 17 359 | 302 962 | 1 645,25 |
| Sri Lanka | 0 | 720 | - | 0 | 5 000 | - |
| Saudi Arabia | 108 | 0 | -100,00 | 3 161 | 0 | -100,00 |
| Jordan | 3 | 3 | -16,67 | 430 | 189 | -56,03 |
| United Arab Emirates | 12 235 | 10 336 | -15,53 | 52 954 | 123 003 | 132,28 |
| Togo | 0 | 9 | - | 0 | 14 | - |
| South Africa | 41 | 97 | 137,07 | 1 099 | 510 | -53,63 |
| Australia | 13 875 | 2 879 | -79,25 | 70 605 | 5 025 | -92,88 |
| New Zealand | 0 | 3 041 | - | 0 | 26 689 | - |
| East Timor | 7 330 | 28 062 | 282,86 | 22 321 | 10 681 | -52,15 |
| United States | 36 252 | 340 929 | 840,45 | 510 871 | 2 140 199 | 318,93 |
| Canada | 0 | 7 902 | - | 0 | 35 725 | - |
| Brazil | 0 | 3 327 | - | 0 | 16 628 | - |
| Colombia | 0 | 879 | - | 0 | 4 287 | - |
| Peru | 0 | 880 | - | 0 | 4 125 | - |
| United Kingdom | 50 173 | 66 176 | 31,90 | 261 014 | 542 456 | 107,83 |
| Netherlands | 0 | 7 439 | - | 0 | 70 831 | - |

**TABEL 6. PERKEMBANGAN EKSPOR INDONESIA MENURUT KOMODITI DAN NEGARA TUJUAN
JANUARI-FEBRUARI 2016 DAN 2017**

| KOMODITI / NEGARA TUJUAN | BERAT BERSIH (KG) | | PERUB | NILAI FOB (US \$) | | PERUB |
|--|-----------------------|-----------------------|----------------|----------------------|----------------------|----------------|
| | JAN-FEB 2016 | JAN-FEB 2017 | % | JAN-FEB 2016 | JAN-FEB 2017 | % |
| (1) | (2) | (3) | (4) | (5) | (6) | (7) |
| France | 204 | 72 | -64,53 | 12 984 | 361 | -97,22 |
| Germany, Fed. Rep. Of | 25 505 | 16 264 | -36,23 | 213 906 | 168 282 | -21,33 |
| Austria | 0 | 21 | - | 0 | 10 | - |
| Belgium | 6 523 | 420 | -93,57 | 25 495 | 1 737 | -93,19 |
| Switzerland | 0 | 2 835 | - | 0 | 21 645 | - |
| Denmark | 0 | 742 | - | 0 | 3 345 | - |
| Sweden | 4 882 | 1 529 | -68,68 | 23 975 | 10 463 | -56,36 |
| Finland | 0 | 2 | - | 0 | 35 | - |
| Ireland | 0 | 1 742 | - | 0 | 8 073 | - |
| Italy | 2 010 | 35 648 | 1 673,52 | 18 195 | 109 840 | 503,69 |
| Spain | 237 | 12 | -94,94 | 608 | 982 | 61,56 |
| Poland | 33 | 0 | -100,00 | 251 | 0 | -100,00 |
| Lithuania | 5 | 2 | -70,00 | 536 | 95 | -82,35 |
| PERALATAN UNTUK PELINDUNG KESELAMATAN | 128 175 | 107 672 | -16,00 | 1 685 264 | 1 292 762 | -23,29 |
| Japan | 94 | 956 | 919,83 | 1 941 | 47 349 | 2 339,94 |
| Hongkong | 1 045 | 216 | -79,39 | 21 818 | 4 342 | -80,10 |
| Korea, Republic Of | 20 783 | 16 502 | -20,60 | 127 684 | 132 973 | 4,14 |
| Taiwan | 11 641 | 7 524 | -35,37 | 212 702 | 137 194 | -35,50 |
| China | 19 | 457 | 2 271,50 | 486 | 10 925 | 2 147,73 |
| Thailand | 108 | 193 | 78,46 | 5 242 | 5 369 | 2,41 |
| Singapore | 1 941 | 523 | -73,06 | 59 187 | 9 767 | -83,50 |
| Philippines | 65 487 | 51 847 | -20,83 | 582 286 | 477 466 | -18,00 |
| Malaysia | 1 225 | 8 146 | 565,07 | 7 337 | 125 129 | 1 605,55 |
| India | 0 | 463 | - | 0 | 9 924 | - |
| United Arab Emirates | 0 | 4 | - | 0 | 246 | - |
| Togo | 1 080 | 5 502 | 409,44 | 778 | 3 273 | 320,85 |
| Nauru | 0 | 218 | - | 0 | 2 100 | - |
| East Timor | 7 298 | 3 664 | -49,80 | 8 160 | 10 554 | 29,34 |
| United States | 4 356 | 4 | -99,90 | 168 184 | 175 | -99,90 |
| Canada | 1 237 | 3 | -99,78 | 93 415 | 20 | -99,98 |
| Mexico | 3 | 0 | -100,00 | 76 | 0 | -100,00 |
| Argentina | 1 | 0 | -100,00 | 6 | 0 | -100,00 |
| United Kingdom | 0 | 248 | - | 0 | 1 907 | - |
| Netherlands | 1 | 63 | 6 216,00 | 3 | 358 | 11 836,00 |
| Sweden | 1 255 | 0 | -100,00 | 26 880 | 0 | -100,00 |
| Italy | 10 601 | 11 139 | 5,08 | 369 079 | 313 693 | -15,01 |
| PITA MESIN TULIS/GAMBAR | 698 | 1 781 | 155,11 | 17 941 | 33 169 | 84,88 |
| Japan | 63 | 297 | 369,40 | 3 554 | 11 509 | 223,86 |
| Hongkong | 142 | 0 | -100,00 | 5 956 | 0 | -100,00 |
| Korea, Republic Of | 73 | 0 | -100,00 | 93 | 0 | -100,00 |
| Thailand | 1 | 0 | -100,00 | 51 | 0 | -100,00 |
| Singapore | 45 | 12 | -73,45 | 365 | 10 | -97,26 |
| Vietnam | 372 | 1 472 | 295,88 | 7 799 | 21 650 | 177,58 |
| Netherlands | 2 | 0 | -100,00 | 122 | 0 | -100,00 |
| BATU BARA | 51 694 404 742 | 49 144 252 066 | -4,93 | 2 008 316 085 | 2 684 857 094 | 33,69 |
| Japan | 6 741 783 000 | 5 381 689 000 | -20,17 | 385 025 596 | 388 764 207 | 0,97 |
| Hongkong | 1 775 700 486 | 1 343 655 000 | -24,33 | 73 463 615 | 81 758 738 | 11,29 |
| Korea, Republic Of | 5 277 501 607 | 6 176 356 309 | 17,03 | 178 881 912 | 289 566 709 | 61,88 |
| Taiwan | 3 508 820 000 | 2 351 156 000 | -32,99 | 166 450 025 | 137 405 631 | -17,45 |
| China | 6 840 126 168 | 5 814 784 000 | -14,99 | 224 814 474 | 339 252 653 | 50,90 |
| Thailand | 2 676 613 194 | 2 203 876 569 | -17,66 | 101 100 978 | 102 350 430 | 1,24 |
| Singapore | 141 670 011 | 106 034 902 | -25,15 | 5 741 002 | 5 601 976 | -2,42 |
| Philippines | 2 525 320 279 | 2 777 115 203 | 9,97 | 111 031 622 | 180 823 196 | 62,86 |
| Malaysia | 2 768 273 836 | 3 594 672 248 | 29,85 | 121 679 680 | 211 565 230 | 73,87 |
| Myanmar | 30 000 000 | 30 000 000 | 0,00 | 2 010 000 | 1 590 000 | -20,90 |
| Cambodia | 178 740 472 | 355 601 452 | 98,95 | 7 131 497 | 20 195 803 | 183,19 |
| Vietnam | 268 353 079 | 598 817 000 | 123,15 | 8 327 808 | 32 795 576 | 293,81 |
| India | 16 677 464 610 | 16 367 748 383 | -1,86 | 529 281 556 | 768 361 911 | 45,17 |
| Pakistan | 132 920 000 | 225 860 000 | 69,92 | 6 500 192 | 13 711 317 | 110,94 |
| Bangladesh | 445 422 000 | 803 469 000 | 80,38 | 17 047 482 | 45 655 188 | 167,81 |
| Turkey | 88 000 000 | 0 | -100,00 | 5 652 240 | 0 | -100,00 |
| United Arab Emirates | 0 | 48 057 000 | - | 0 | 3 180 893 | - |
| New Zealand | 31 100 000 | 0 | -100,00 | 1 564 952 | 0 | -100,00 |
| United States | 52 450 000 | 53 400 000 | 1,81 | 3 487 925 | 3 782 856 | 8,46 |
| Netherlands | 0 | 77 000 000 | - | 0 | 9 490 250 | - |
| France | 0 | 52 000 000 | - | 0 | 3 172 000 | - |
| Italy | 332 871 000 | 201 406 000 | -39,49 | 16 565 570 | 16 103 070 | -2,79 |
| Spain | 1 036 275 000 | 416 547 000 | -59,80 | 35 674 160 | 20 472 568 | -42,61 |
| Slovenia | 165 000 000 | 165 007 000 | 0,00 | 6 883 800 | 9 256 893 | 34,47 |
| LIGNIT | 4 790 146 422 | 8 612 583 246 | 79,80 | 123 839 995 | 299 788 086 | 142,08 |
| Korea, Republic Of | 334 012 302 | 871 371 000 | 160,88 | 9 196 659 | 34 949 994 | 280,03 |
| Taiwan | 49 500 000 | 0 | -100,00 | 1 683 000 | 0 | -100,00 |
| China | 4 203 410 832 | 7 582 459 246 | 80,39 | 107 358 478 | 258 253 550 | 140,55 |
| Thailand | 53 700 000 | 56 400 000 | 5,03 | 1 423 050 | 1 945 800 | 36,73 |
| Singapore | 0 | 12 000 000 | - | 0 | 508 320 | - |
| Philippines | 29 448 399 | 0 | -100,00 | 725 353 | 0 | -100,00 |
| Cambodia | 53 323 000 | 0 | -100,00 | 1 911 630 | 0 | -100,00 |
| India | 66 751 889 | 16 500 000 | -75,28 | 1 541 824 | 780 450 | -49,38 |
| Spain | 0 | 73 853 000 | - | 0 | 3 349 972 | - |
| BITUMEN | 40 000 | 0 | -100,00 | 16 000 | 0 | -100,00 |
| Singapore | 40 000 | 0 | -100,00 | 16 000 | 0 | -100,00 |

**TABEL 6. PERKEMBANGAN EKSPOR INDONESIA MENURUT KOMODITI DAN NEGARA TUJUAN
JANUARI-FEBRUARI 2016 DAN 2017**

| KOMODITI / NEGARA TUJUAN | BERAT BERSIH (KG) | | PERUB | NILAI FOB (US \$) | | PERUB |
|---|----------------------|----------------------|---------------|--------------------|--------------------|---------------|
| | JAN-FEB 2016 | JAN-FEB 2017 | % | JAN-FEB 2016 | JAN-FEB 2017 | % |
| | (1) | (2) | (3) | (4) | (5) | (6) |
| BIJIH TEMBAGA | 251 503 343 | 141 514 061 | -43,73 | 431 030 141 | 309 607 983 | -28,17 |
| Japan | 119 851 344 | 25 000 000 | -79,14 | 225 649 315 | 57 327 429 | -74,59 |
| Korea, Republic Of | 37 473 388 | 0 | -100,00 | 63 003 522 | 0 | -100,00 |
| China | 31 978 611 | 30 000 000 | -6,19 | 57 288 735 | 68 482 109 | 19,54 |
| Philippines | 24 200 000 | 26 514 061 | 9,56 | 30 867 224 | 51 463 855 | 66,73 |
| India | 0 | 60 000 000 | - | 0 | 132 334 590 | - |
| Spain | 38 000 000 | 0 | -100,00 | 54 221 346 | 0 | -100,00 |
| BIJIH ZIRCONIUM, NIOBIUM, DAN TANTALUM | 4 245 200 | 3 885 000 | -8,48 | 3 926 738 | 3 413 253 | -13,08 |
| Japan | 0 | 21 000 | - | 0 | 19 326 | - |
| Taiwan | 729 200 | 250 000 | -65,72 | 701 465 | 220 225 | -68,61 |
| China | 2 976 000 | 3 169 000 | 6,49 | 2 706 873 | 2 791 803 | 3,14 |
| Thailand | 0 | 175 000 | - | 0 | 147 000 | - |
| Netherlands | 540 000 | 270 000 | -50,00 | 518 400 | 234 900 | -54,69 |
| BIJIH BESI | 290 270 000 | 230 250 154 | -20,68 | 1 629 781 | 3 039 268 | 86,48 |
| China | 290 270 000 | 230 250 154 | -20,68 | 1 629 781 | 3 039 268 | 86,48 |
| BIJIH SENG | 6 448 000 | 3 277 460 | -49,17 | 2 202 133 | 1 898 530 | -13,79 |
| China | 6 448 000 | 3 277 460 | -49,17 | 2 202 133 | 1 898 530 | -13,79 |
| BIJIH TIMBAL | 3 045 991 | 1 267 370 | -58,39 | 1 749 751 | 927 303 | -47,00 |
| China | 3 045 991 | 1 267 370 | -58,39 | 1 749 751 | 927 303 | -47,00 |
| BATU KERIKIL | 1 188 751 839 | 1 414 446 777 | 18,99 | 7 067 682 | 7 704 484 | 9,01 |
| Japan | 63 645 | 108 090 | 69,83 | 11 343 | 17 577 | 54,96 |
| Korea, Republic Of | 24 000 | 4 583 000 | 18 995,83 | 2 640 | 25 920 | 881,80 |
| Taiwan | 1 580 820 | 1 555 760 | -1,59 | 109 262 | 103 905 | -4,90 |
| China | 26 000 | 0 | -100,00 | 4 515 | 0 | -100,00 |
| Singapore | 1 186 395 000 | 1 407 314 000 | 18,62 | 6 842 961 | 7 441 627 | 8,75 |
| Malaysia | 79 200 | 104 400 | 31,82 | 8 394 | 12 352 | 47,16 |
| Maldives | 0 | 11 250 | - | 0 | 2 593 | - |
| Turkey | 0 | 150 000 | - | 0 | 22 152 | - |
| Cyprus | 69 000 | 0 | -100,00 | 15 180 | 0 | -100,00 |
| Mayotte | 0 | 28 000 | - | 0 | 6 910 | - |
| Australia | 249 300 | 275 055 | 10,33 | 37 559 | 32 579 | -13,26 |
| New Zealand | 5 500 | 0 | -100,00 | 713 | 0 | -100,00 |
| New Caledonia | 0 | 7 150 | - | 0 | 1 540 | - |
| Vanuatu | 0 | 2 290 | - | 0 | 234 | - |
| Fiji | 0 | 335 | - | 0 | 3 | - |
| United States | 102 284 | 185 880 | 81,73 | 14 627 | 18 836 | 28,77 |
| Brazil | 21 470 | 9 925 | -53,77 | 4 649 | 2 700 | -41,92 |
| Paraguay | 7 500 | 0 | -100,00 | 1 159 | 0 | -100,00 |
| Costa Rica | 0 | 3 795 | - | 0 | 265 | - |
| Guadeloupe | 1 720 | 0 | -100,00 | 321 | 0 | -100,00 |
| United Kingdom | 42 000 | 45 000 | 7,14 | 7 028 | 7 200 | 2,45 |
| France | 0 | 8 347 | - | 0 | 751 | - |
| Germany, Fed. Rep. Of | 0 | 29 000 | - | 0 | 3 151 | - |
| Belgium | 78 000 | 0 | -100,00 | 6 162 | 0 | -100,00 |
| Switzerland | 3 400 | 0 | -100,00 | 510 | 0 | -100,00 |
| Greece | 3 000 | 0 | -100,00 | 660 | 0 | -100,00 |
| Russia Federation | 0 | 25 500 | - | 0 | 4 190 | - |
| BATU HIAS DAN BATU BANGUNAN | 4 169 873 | 6 156 981 | 47,65 | 561 729 | 856 974 | 52,56 |
| Japan | 0 | 80 154 | - | 0 | 15 772 | - |
| Korea, Republic Of | 0 | 200 268 | - | 0 | 20 844 | - |
| Taiwan | 338 075 | 922 736 | 172,94 | 56 745 | 105 705 | 86,28 |
| China | 3 830 638 | 4 825 531 | 25,97 | 503 797 | 689 796 | 36,92 |
| Papua New Guinea | 35 | 0 | -100,00 | 188 | 0 | -100,00 |
| Thailand | 0 | 21 700 | - | 0 | 2 250 | - |
| Malaysia | 0 | 96 000 | - | 0 | 13 252 | - |
| United Arab Emirates | 0 | 1 143 | - | 0 | 7 003 | - |
| Australia | 0 | 9 449 | - | 0 | 2 353 | - |
| United States | 1 125 | 0 | -100,00 | 1 000 | 0 | -100,00 |
| ZIRCONIUM SILIKAT | 582 000 | 485 150 | -16,64 | 727 521 | 556 336 | -23,53 |
| Taiwan | 175 000 | 100 000 | -42,86 | 185 759 | 98 078 | -47,20 |
| Thailand | 0 | 25 000 | - | 0 | 28 939 | - |
| Malaysia | 45 000 | 25 150 | -44,11 | 56 093 | 29 035 | -48,24 |
| Vietnam | 362 000 | 260 000 | -28,18 | 485 669 | 320 284 | -34,05 |
| Bangladesh | 0 | 25 000 | - | 0 | 28 500 | - |
| Ukraine | 0 | 50 000 | - | 0 | 51 500 | - |
| BATU APUNG DAN SEJENISNYA | 5 313 570 | 7 057 380 | 32,82 | 384 358 | 518 849 | 34,99 |
| Hongkong | 0 | 73 950 | - | 0 | 6 670 | - |
| Korea, Republic Of | 1 315 000 | 1 790 650 | 36,17 | 121 500 | 157 300 | 29,47 |
| Taiwan | 102 200 | 75 800 | -25,83 | 8 189 | 7 000 | -14,52 |
| China | 2 697 000 | 4 156 970 | 54,13 | 155 974 | 262 104 | 68,04 |
| Thailand | 352 930 | 203 010 | -42,48 | 31 823 | 19 277 | -39,42 |
| Singapore | 117 700 | 52 800 | -55,14 | 12 055 | 5 895 | -51,10 |
| Malaysia | 131 100 | 181 900 | 38,75 | 9 890 | 15 070 | 52,38 |
| Myanmar | 11 350 | 0 | -100,00 | 1 135 | 0 | -100,00 |
| Cambodia | 220 000 | 60 000 | -72,73 | 17 825 | 2 412 | -86,47 |
| Vietnam | 355 940 | 461 050 | 29,53 | 24 482 | 42 202 | 72,38 |
| South Africa | 10 350 | 0 | -100,00 | 1 485 | 0 | -100,00 |

**TABEL 6. PERKEMBANGAN EKSPOR INDONESIA MENURUT KOMODITI DAN NEGARA TUJUAN
JANUARI-FEBRUARI 2016 DAN 2017**

| KOMODITI / NEGARA TUJUAN | BERAT BERSIH (KG) | | PERUB | NILAI FOB (US \$) | | PERUB |
|--------------------------------------|-----------------------|-----------------------|-----------------|-----------------------|-----------------------|---------------|
| | JAN-FEB 2016 | JAN-FEB 2017 | % | JAN-FEB 2016 | JAN-FEB 2017 | % |
| (1) | (2) | (3) | (4) | (5) | (6) | (7) |
| Germany, Fed. Rep. Of | 0 | 1 250 | - | 0 | 919 | - |
| ASPAL | 296 347 | 4 110 635 | 1 287,10 | 62 415 | 420 482 | 573,69 |
| China | 0 | 4 069 395 | - | 0 | 386 593 | - |
| Singapore | 0 | 3 498 | - | 0 | 8 108 | - |
| Vietnam | 0 | 26 | - | 0 | 11 | - |
| Australia | 0 | 436 | - | 0 | 1 979 | - |
| East Timor | 296 347 | 37 280 | -87,42 | 62 415 | 23 792 | -61,88 |
| TANAH DAN TANAH LIAT | 713 000 | 1 617 000 | 126,79 | 117 913 | 234 161 | 98,59 |
| Japan | 0 | 32 000 | - | 0 | 7 680 | - |
| Korea, Republic Of | 60 000 | 186 000 | 210,00 | 10 800 | 33 178 | 207,20 |
| Taiwan | 120 000 | 215 000 | 79,17 | 21 660 | 40 325 | 86,17 |
| Thailand | 128 000 | 0 | -100,00 | 23 344 | 0 | -100,00 |
| Malaysia | 0 | 1 000 000 | - | 0 | 120 535 | - |
| Vietnam | 163 000 | 124 000 | -23,93 | 24 445 | 20 143 | -17,60 |
| Bangladesh | 242 000 | 60 000 | -75,21 | 37 664 | 12 300 | -67,34 |
| BAHAN MINERAL LAINNYA | 34 215 213 | 286 964 | -99,16 | 1 846 735 | 85 542 | -95,37 |
| Japan | 89 012 | 176 580 | 98,38 | 15 949 | 53 111 | 233,02 |
| Korea, Republic Of | 0 | 9 000 | - | 0 | 3 203 | - |
| Taiwan | 0 | 5 500 | - | 0 | 3 160 | - |
| Papua New Guinea | 60 | 500 | 733,33 | 94 | 472 | 402,62 |
| Thailand | 0 | 20 000 | - | 0 | 3 900 | - |
| Singapore | 832 | 0 | -100,00 | 412 | 0 | -100,00 |
| Philippines | 0 | 27 | - | 0 | 191 | - |
| Malaysia | 530 000 | 3 000 | -99,43 | 58 800 | 734 | -98,75 |
| Bangladesh | 33 594 943 | 0 | -100,00 | 1 771 422 | 0 | -100,00 |
| Australia | 0 | 254 | - | 0 | 2 502 | - |
| East Timor | 366 | 50 | -86,34 | 59 | 184 | 213,18 |
| United States | 0 | 3 824 | - | 0 | 382 | - |
| United Kingdom | 0 | 20 250 | - | 0 | 4 388 | - |
| Germany, Fed. Rep. Of | 0 | 34 879 | - | 0 | 12 791 | - |
| Italy | 0 | 13 100 | - | 0 | 523 | - |
| BARANG BUKAN LOGAM DAUR ULANG | 804 780 | 1 061 106 | 31,85 | 759 785 | 890 642 | 17,22 |
| Japan | 60 401 | 70 969 | 17,50 | 50 447 | 67 486 | 33,77 |
| Korea, Republic Of | 200 000 | 186 000 | -7,00 | 141 401 | 146 969 | 3,94 |
| China | 540 000 | 779 000 | 44,26 | 561 234 | 655 571 | 16,81 |
| Thailand | 4 000 | 5 000 | 25,00 | 4 900 | 5 400 | 10,20 |
| Singapore | 101 | 98 | -3,36 | 173 | 136 | -21,40 |
| Philippines | 122 | 0 | -100,00 | 431 | 0 | -100,00 |
| Myanmar | 0 | 20 000 | - | 0 | 14 840 | - |
| United States | 5 | 0 | -100,00 | 9 | 0 | -100,00 |
| Germany, Fed. Rep. Of | 152 | 39 | -74,26 | 1 189 | 240 | -79,82 |
| RONGSOKAN KAPAL | 0 | 16 | - | 0 | 144 | - |
| Japan | 0 | 16 | - | 0 | 144 | - |
| TOTAL | 77 632 082 114 | 81 133 564 912 | 4,51 | 21 792 621 371 | 26 015 226 426 | 19,38 |

DATA

MENCERDASKAN BANGSA

— *Enlighten The Nation* —



BADAN PUSAT STATISTIK
BPS-Statistics Indonesia

Jl. dr. Sutomo No. 6-8 Jakarta 10710
Telp : (021) 3841195, 3842508, 3810291-4, Fax : (021) 3857046
Homepage : <http://www.bps.go.id> E-mail : bpsHQ@bps.go.id

