

## KATA PENGANTAR

Publikasi Statistik Impor November ini merupakan kelanjutan dari publikasi sebelumnya yang diterbitkan secara bulanan oleh Badan Pusat Statistik (BPS). Publikasi ini berisi data yang merupakan hasil pengolahan dokumen, baik yang berupa soft copy maupun hard copy. Data yang disajikan dalam publikasi ini, mencakup :

- A. Impor menurut Golongan Barang HS, Golongan Barang SITC, Komoditi (HS), Negara Asal, Pelabuhan Impor, Negara Asal dan Lima Golongan Barang Utama SITC 3 digit, Komoditi tertentu dan Negara Asal Utama
- B. Impor Kawasan Berikat menurut Golongan Barang HS 2 digit, Golongan Barang SITC, Negara Asal, Provinsi dan Pelabuhan Impor

Ucapan terima kasih dan penghargaan yang setinggi-tingginya disampaikan kepada seluruh aparat Bea dan Cukai serta Bank Indonesia yang telah secara teratur dan berkesinambungan mengirimkan dokumen PIB, juga kepada PT. Pertamina yang telah memberikan data impor minyak dan gas secara rutin. Selanjutnya, kepada semua pihak yang telah banyak membantu Badan Pusat Statistik sehingga memungkinkan diterbitkannya publikasi ini, juga disampaikan terima kasih.

Akhirnya, kami mengharapkan semoga publikasi ini dapat bermanfaat bagi pemakai.

Jakarta, Februari 2010  
Badan Pusat Statistik  
Kepala,

**Dr. RUSMAN HERIAWAN**  
NIP. 340003999

## FOREWORD

The monthly publication of import statistics, is a sequential issue from the preceding publication which developed by The BPS-Statistics Indonesia. This Publication contains the data of imports document on both softcopy and hardcopy. The data in this publication covered:

- A. Import by HS Commodity Groups, SITC Commodity Groups, Commodity (HS), Country of Origin, Port of Importation, Country of Origin and Five Major SITC Commodity Group, Certain Commodities import by Main Country of Origin
- B. Bonded Zone import by Commodity 2 Digits HS, by SITC Commodity Group, Country of Origin, by Province and port of Importation

Deeply gratitude and the highest appreciation are due to the Custom Officers and Bank of Indonesia of their contribution of regularly in sending documents, and also to PT. Pertamina for the best cooperation in supporting data of oil and gas so that BPS published this edition successfully.

Finally, it is hoped that this publication would be useful for users.

Jakarta, February 2010  
BPS-Statistics Indonesia

**Dr. RUSMAN HERIAWAN**  
Director General

## PENJELASAN

### 1. DAERAH PENCATATAN

Daerah pencatatan statistik dalam publikasi ini meliputi seluruh wilayah Republik Indonesia.

### 2. SUMBER DOKUMEN

Statistik dikumpulkan berdasarkan dokumen impor (Pemberitahuan Impor Barang (PIB - BC 2.0) dan Pemberitahuan Pengangkutan Barang Impor (PPBI – BC 2.3) yang diisi oleh importir. Dokumen PIB - BC 2.0 dan PPBI - BC 2.3 diterima dari Bea dan Cukai dan berlaku sejak April 1997 berdasarkan Surat Keputusan Menteri Keuangan nomor 101/KMK.05/1997 tanggal 10 Maret 1997.

### 3. SISTEM PERDAGANGAN

Sistem pencatatan Statistik Perdagangan Luar Negeri mempergunakan Sistem Perdagangan Umum (*the General Trade System*) atau dengan Sistem Perdagangan Khusus (*the Special Trade System*). Dalam Sistem Perdagangan Umum, Kawasan Berikat dianggap sebagai "dalam negeri", sedangkan dalam Sistem Perdagangan Khusus, dianggap sebagai "luar negeri". Sejak Januari 2008, sistem pencatatan Statistik Impor menggunakan Sistem Perdagangan Umum.

### 4. RUANG LINGKUP

Pencatatan Statistik Impor meliputi seluruh barang-barang yang masuk ke wilayah Indonesia.

### 5. KASUS KHUSUS

Sebagian impor kapal laut dan pesawat beserta suku cadangnya termasuk dalam Statistik Impor.

Barang-barang luar negeri yang diolah atau diperbaiki didalam negeri tetap dicatat sebagai barang impor, meskipun setelah barang tersebut selesai diproses akan kembali ke luar negeri (*re-ekspor*).

Barang-barang di bawah ini tidak termasuk di dalam Statistik Impor:

- a. Pakaian dan barang-barang perhiasan penumpang.
- b. Barang-barang penumpang untuk dipakai sendiri, kecuali lemari es, pesawat TV dan sebagainya.
- c. Barang-barang yang diimpor untuk keperluan perwakilan (kedutaan) suatu negara.
- d. Barang-barang untuk ekspedisi dan ekshibisi/pameran.
- e. Sebagian barang-barang yang langsung diimpor oleh angkatan bersenjata.
- f. Pembungkus/peti kemas.
- g. Uang dan surat-surat berharga.
- h. Barang-barang sebagai contoh.

## **6. SISTEM PENGOLAHAN**

Data dalam publikasi ini mencakup dokumen PIB selama November 2009 yang diterima oleh Badan Pusat Statistik sampai akhir Desember 2009. Sistem pengolahan menggunakan *Carry Over*. Dengan metode ini dokumen-dokumen dari Bea dan Cukai ditunggu selama satu bulan setelah bulan berjalan. Dokumen-dokumen yang datang terlambat akan dimasukkan dalam bulan pengolahan berikutnya.

## **7. KLASIFIKASI JENIS BARANG**

Penggolongan barang yang digunakan di dalam statistik impor adalah klasifikasi Barang Impor yang berdasarkan pada Buku Tarif Bea Masuk Indonesia 2007 (BTBMI 2007) yang mengacu pada amandemen keempat dari World Customs Organization (WCO) sebagai lembaga Internasional yang menyusun klasifikasi Harmonized System (HS). Disamping menggunakan HS sebagai klasifikasi jenis barang, juga digunakan Standard International Trade Classification (SITC) Revisi 4.

## **8. PERIODE REFERENSI**

Periode penentuan impor adalah tanggal penyelesaian dokumen oleh pejabat-pejabat Bea dan Cukai yang terdapat dalam dokumen impor.

## **9. NILAI BARANG**

Nilai barang dinyatakan dalam nilai CIF (US\$) dan nilai Kurs November 2009 yang digunakan adalah US\$ 1 = Rp. 9.434,-

## **10. SATUAN BARANG**

Berat barang impor adalah berat bersih dan dinyatakan dalam Kg.

## **11. NEGARA ASAL**

Negara asal adalah negara dimana barang-barang tersebut dihasilkan yang dokumennya setelah diperiksa oleh pejabat Bea dan Cukai dan dinyatakan sesuai dengan peraturan yang berlaku.

## EXPLANATORY NOTES

### 1. AREA RECORDINGS

The statistical recording area in this publication covers the entire territory of the Republic of Indonesia.

### 2. SOURCE OF DOCUMENTS

Statistics are compiled based on Import Declaration Form (Pemberitahuan Impor Barang (PIB-BC 2.0) or Pemberitahuan Pengangkutan Barang Impor (PPBI-BC 2.3)) of Import documents that are filled by importers. The PIB documents received from Customs and Excise, prevailing on April 1, 1997, based on Minister of Finance Decree No. 101/KMK.05/1997, March 10, 1997.

### 3. TRADE SYSTEM

The systems of recording Foreign Trade Statistics apply the General Trade System or the Special Trade System. In the General Trade System, the Bonded Zone is regarded as "*Domestic*", while in the Special Trade System; the Bonded Zone is regarded as "*Abroad*". Since January 2008, the systems of recording import Statistics have applied the General Trade System.

### 4. COVERAGE

The recording Import Statistics covers all goods entering the Indonesian territory.

### 5. PARTICULAR CASES

**5.1** Part of importation of sea vessels and airplanes and their spare parts are included in the Import Statistics.

**5.2** Overseas goods which are processed or modified in Indonesian Country are recorded as importation, although after the goods finish process will return to abroad (re-exports).

**5.3** The goods here under are not included in the Import Statistics:

- a. Clothes and jewelry of passengers.
- b. Luggage of passengers of own use, except refrigerators, television sets, etc.
- c. Goods imported for the use of foreign countries representations (embassies).
- d. Goods for expeditions and exhibition shows.
- e. A part of the goods directly imported by armed forces.
- f. Packing's containers to be refilled.
- g. Bank notes and securities.

h. Sample goods.

## **6. PROCESSING SYSTEM**

The data in this publication covers documents of November 2009 were received by the BPS to the end of December, 2009. The documents are processed using a carry over system. The deadline for the acceptance of documents of a certain month is one month after the reference period, which means the end of the following month. The documents accepted after the deadline is considered as the document of the following month.

## **7. COMMODITY CLASSIFICATION**

The classification of goods in this publication applies the 2007 Indonesia's Tariff Classification, based on fourth amendment from World Customs Organization (WCO) as an International Organization who arranged the Classification of Harmonized System (HS). Besides applying the HS, the Standard International Trade Classification (SITC) Revised 4 is also applied in the classification of goods.

## **8. REFERENCE PERIOD**

The period of import determination is the date of settlement/completion by the Customs and Excise Officials as stated in the Import documents.

## **9. COMMODITY VALUATION**

The values recorded, are the CIF value (US\$). The exchange rate use for November 2009, US\$ 1 = Rp. 9.434,-

## **10. UNIT OF COMMODITY**

The net weight of imported goods are presented to Kg.

## **11. COUNTRY OF ORIGIN**

Country of origin is the country in which the goods have been produced, after being verified by Customs and Excise Officials, pursuant to the prevailing regulations

## DAFTAR ISI/CONTENTS

		Halaman/Page
	KATA PENGANTAR/FOREWORD .....	iii-iv
	PENJELASAN/EXPLANATORY NOTES .....	v-viii
	DAFTAR ISI/CONTENTS .....	Ix
	RINGKASAN/SUMMARY .....	xi-xix
Tabel/Table	I-1. Import Menurut Golongan Barang HS/ <i>Import by HS Commodity Groups</i> A. Menurut 21 Golongan Barang HS/ <i>By 21 HS Commodity Groups</i> .....	1
	B. Menurut Golongan Barang 2 Dijit HS/ <i>By Commodity Groups 2 Digit Code HS</i> .....	2
	C. Menurut 40 Golongan Barang HS Terbesar/ <i>By 40 Biggest Commodities 10 Digit HS Code</i> .....	3
Tabel/Table	I-2. Impor Menurut Golongan Barang SITC/ <i>Import by SITC Commodity Groups</i> .....	4-8
Tabel/Table	I-3. Impor Menurut Komoditi (HS)/ <i>Import by Commodity (HS)</i> .....	9-117
Tabel/Table	I-4. Impor Menurut Negara Asal/ <i>Import by Country of Origin</i> .....	118-120
Tabel/Table	I-5. Impor Menurut Pelabuhan Impor/ <i>Import by Port of Importation</i> .....	121-123
Tabel/Table	I-6. Impor Menurut Negara Asal dan Lima Golongan Barang (SITC) Utama/ <i>Import by Country of Origin and Five Major SITC Commodity Group</i> .....	124-153
Tabel/Table	I-7. Impor Komoditi Tertentu Menurut Negara Asal Utama/ <i>Certain Commodities Import by Main Country of Origin</i> .....	154-158
Tabel/Table	K1. Import Kawasan Berikat Menurut Golongan Barang 2 Dijit HS/ <i>Bonded Zone Import by Commodity 2 Digits HS</i> .....	159-160
Tabel/Table	K2. Impor Kawasan Berikat Menurut Golongan Barang SITC/ <i>Bonded Zone Import by SITC Commodity Group</i> .....	161-165
Tabel/Table	K3. Impor Kawasan Berikat Menurut Negara Asal/ <i>Bonded Zone Import by Country of Origin</i> .....	166-168
Tabel/Table	K4. Impor Kawasan Berikat Menurut Provinsi dan Pelabuhan Impor/ <i>Bonded Zone Import by Province and Port of Importation</i> .....	169-170

## RINGKASAN

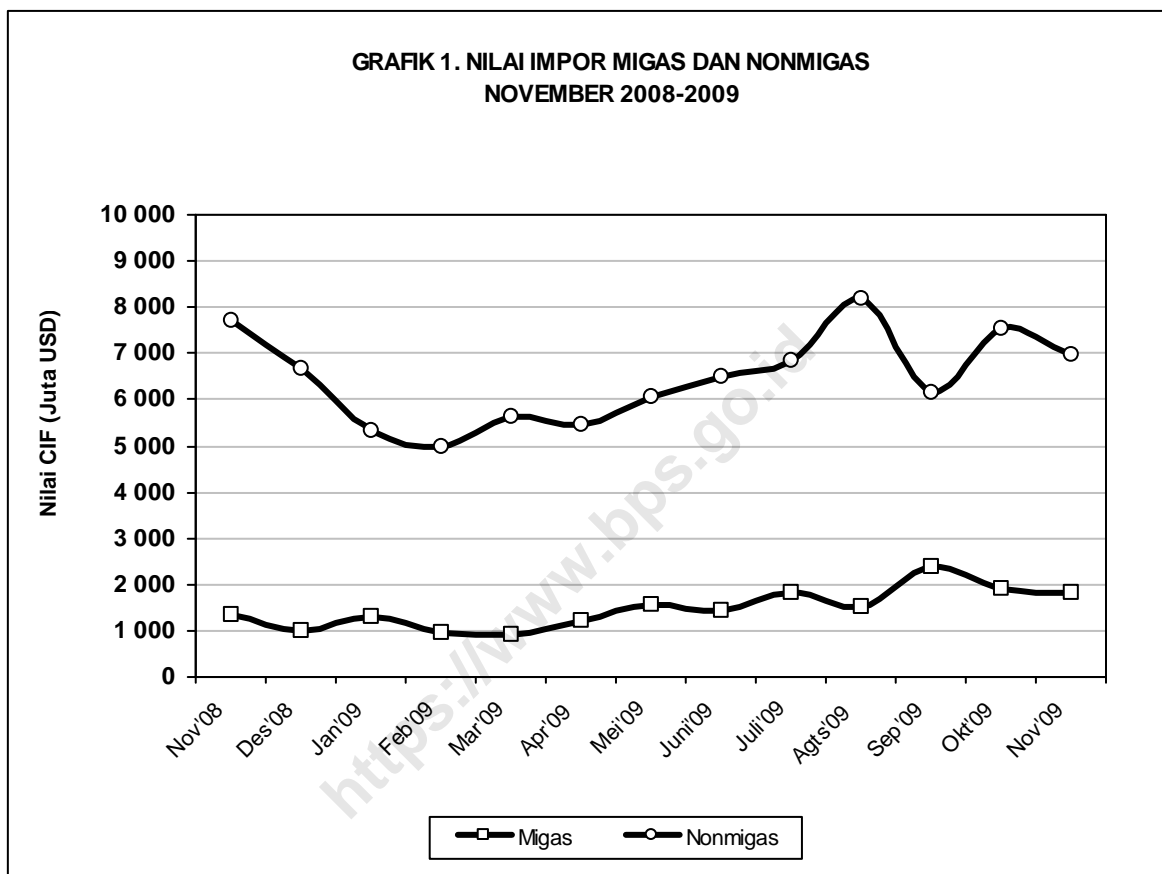
Pada November 2009 nilai impor mencapai USD8.814,7 juta yang terdiri dari impor melalui Kawasan Berikat sebesar USD1.567,1 juta (17,78 persen) dan di Luar Kawasan Berikat sebesar USD7.247,6 juta (82,22 persen). Nilai impor migas Indonesia mencapai USD1.830,9 juta atau 20,77 persen dari total impor Indonesia. Sedangkan nilai impor nonmigas mencapai USD6.983,8 juta dan memberikan peranan sebesar 79,23 persen terhadap total impor Indonesia.

**TABEL 1. IMPOR MIGAS DAN NONMIGAS  
NOVEMBER 2008-2009**

Tahun/Bulan	Migas		Nonmigas		Total		
	Indonesia	Kawasan Berikat	Indonesia	Kawasan Berikat	Indonesia	Kawasan Berikat	
<b>Nilai CIF (Juta USD)</b>							
<b>Sistem Perdagangan Umum</b>							
<b>2008</b>	November	1 358,0	6,9	7 723,3	1 576,9	9 081,3	1 583,8
	Desember	1 014,4	1,8	6 681,2	1 400,2	7 695,6	1 402,0
<b>2009</b>	Januari	1 281,5	8,7	5 319,1	1 184,0	6 600,6	1 192,7
	Februari	964,4	3,6	4 974,6	1 223,8	5 939,0	1 227,4
	Maret	930,0	1,8	5 624,1	1 265,7	6 554,1	1 267,5
	April	1 232,3	1,6	5 474,5	1 246,4	6 706,8	1 248,0
	Mei	1 560,1	4,2	6 081,2	1 398,9	7 641,3	1 403,1
	Juni	1 441,8	3,9	6 493,7	1 502,6	7 935,5	1 506,5
	Juli	1 836,8	12,5	6 846,5	1 585,4	8 683,3	1 597,9
	Agustus	1 519,9	6,4	8 187,4	1 310,2	9 707,3	1 316,6
	September	2 371,3	1,5	6 145,3	1 440,3	8 516,6	1 441,8
	Oktober	1 916,2	6,5	7 513,9	1 458,7	9 430,1	1 465,2
	November	1 830,9	4,0	6 983,8	1 563,1	8 814,7	1 567,1
<b>Peranan Terhadap Total Impor (%)</b>							
<b>Sistem Perdagangan Umum</b>							
<b>2008</b>	November	14,95	0,44	85,05	99,56	100,00	100,00
	Desember	13,18	0,13	86,82	99,87	100,00	100,00
<b>2009</b>	Januari	19,42	0,74	80,58	99,26	100,00	100,00
	Februari	16,24	0,29	83,76	99,71	100,00	100,00
	Maret	14,19	0,14	85,81	99,86	100,00	100,00
	April	18,37	0,13	81,63	99,87	100,00	100,00
	Mei	20,42	0,30	79,58	99,70	100,00	100,00
	Juni	18,17	0,26	81,83	99,74	100,00	100,00
	Juli	21,15	0,78	78,85	99,22	100,00	100,00
	Agustus	15,66	0,49	84,34	99,51	100,00	100,00
	September	27,84	0,10	72,16	99,90	100,00	100,00
	Oktober	20,32	0,44	79,68	99,56	100,00	100,00
	November	20,77	0,26	79,23	99,74	100,00	100,00



Dari total nilai impor migas Indonesia, impor melalui Kawasan Berikat hanya sebesar USD4,0 juta atau 0,22 persen, sedangkan sisanya sebanyak USD1.826,9 juta (99,78 persen) di Luar Kawasan Berikat. Sementara itu, nilai impor nonmigas di Luar Kawasan Berikat mencapai USD5.420,7 juta atau 77,62 persen dan yang melalui Kawasan Berikat sebesar USD1.563,1 juta (22,38 persen).



Dilihat dari peranannya, selama tiga belas bulan terakhir impor migas memberikan kontribusi rata-rata 18,51 persen per bulan dan impor nonmigas sebesar 81,49 persen per bulan. Sementara itu, pada November 2009 peranan impor migas mencapai 20,77 persen yang berarti angka tersebut berada di atas rata-rata. Sebaliknya peranan impor nonmigas berada di bawah rata-rata yaitu 79,23 persen.

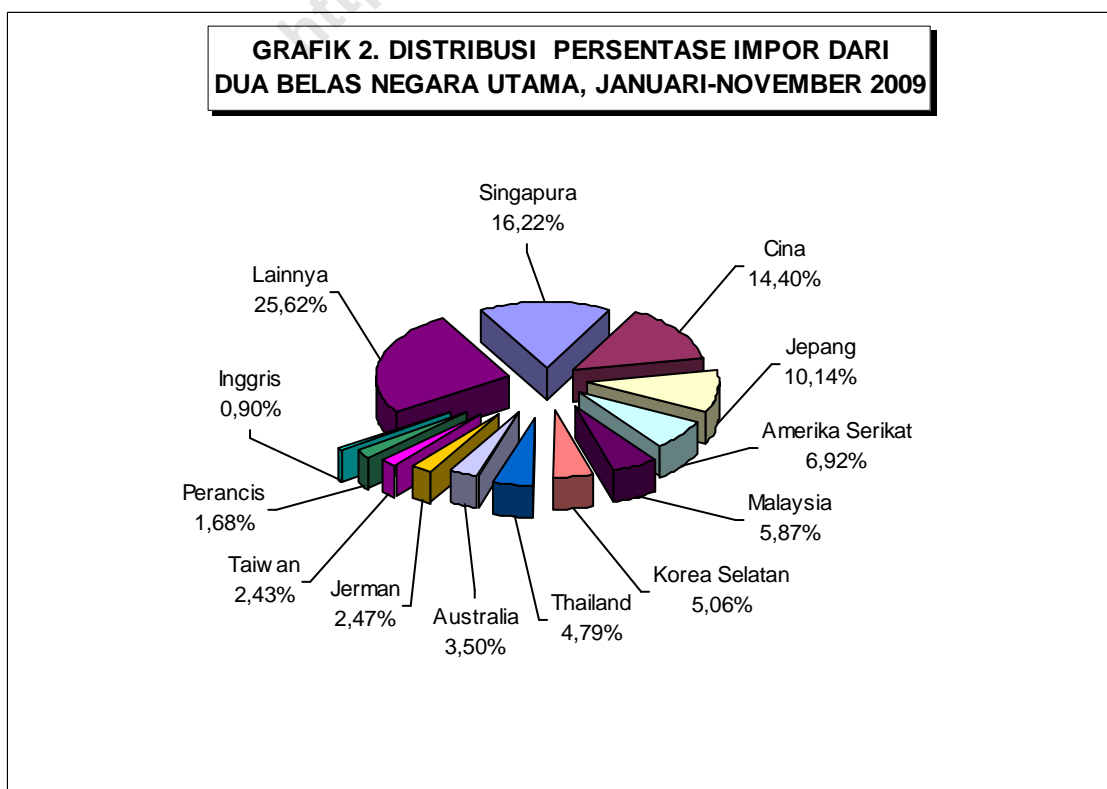
Dengan diterapkannya Sistem Perdagangan Umum (General Trade System) dalam pencatatan statistik impor, secara keseluruhan nilai impor barang yang tercatat mengalami kenaikan yang nyata (signifikan).

**TABEL 2. PERKEMBANGAN IMPOR MIGAS DAN NONMIGAS  
JANUARI-NOVEMBER, 2004-2009**

Bulan/ Tahun	Nilai(JutaUSD)			Peranan (%)			
	Migas	Nonmigas	Total	Migas	Nonmigas	Total	
<b>Jan-Nov:</b>							
<b>SPK:</b>	2005	16 116,4	36 695,0	52 811,4	30,52	69,48	100,00
	2006	17 595,7	38 501,3	56 097,0	31,37	68,63	100,00
	2007	19 515,1	48 120,5	67 635,6	28,85	71,15	100,00
<b>SPU:</b>	2008	29 538,5	91 963,2	121 501,7	24,31	75,69	100,00
	2009	16 885,2	69 644,1	86 529,3	19,51	80,49	100,00

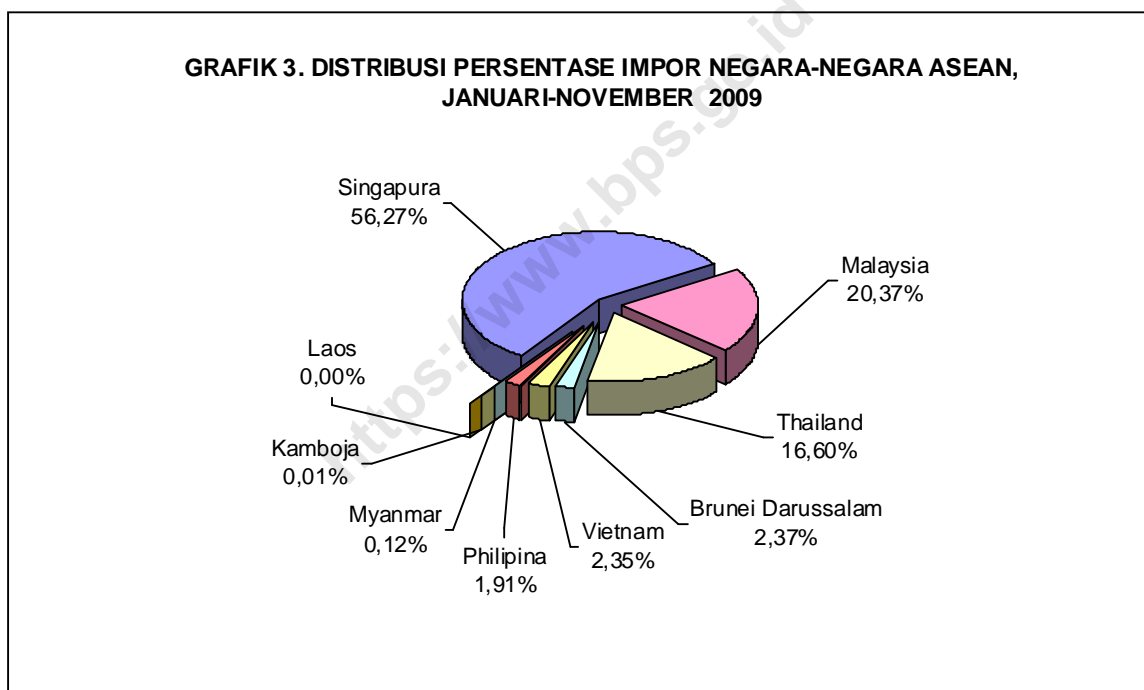
Keterangan : SPK = Sistem Perdagangan Khusus  
SPU = Sistem Perdagangan Umum

Impor migas Januari-November 2009 sebesar USD16.885,2 juta atau menurun 42,84 persen jika dibandingkan impor migas periode sebelumnya. Demikian halnya dengan impor nonmigas Januari-November 2009 yaitu sebesar USD69.644,1 juta atau menurun sebesar 24,27 persen dibanding impor nonmigas Januari-November 2008 yang sebesar USD91.963,2 juta. Dilihat dari nilainya, selama Januari-November pada periode 2005-2009 di dominasi oleh impor nonmigas dengan rata-rata peranan sebesar 73,09 persen per tahun. Dengan demikian dapat disimpulkan bahwa perekonomian Indonesia selama ini masih bertumpu pada sektor nonmigas.



Dari keseluruhan nilai impor pada Januari-November 2009, 74,38 persen berasal dari dua belas negara utama. Singapura menempati posisi pertama, yaitu 16,22 persen dari total impor Indonesia, diikuti oleh Cina (14,40 persen), Jepang (10,14 persen), Amerika Serikat (6,92 persen), Malaysia (5,87 persen), Korea Selatan (5,06 persen), Thailand (4,79 persen), Australia (3,50 persen), Jerman (2,47 persen), Taiwan (2,43 persen), Perancis (1,68 persen), dan Inggris (0,90 persen).

Impor terbesar pada Januari-November 2009 berasal dari kelompok sembilan negara APEC Lainnya yakni mencapai 38,16 persen atau sebesar USD33.016,7 juta. Kelompok negara ASEAN berada di urutan berikutnya dengan peranan sebesar 28,82 persen (USD24.940,0 juta), kemudian diikuti kelompok negara Uni Eropa 9,05 persen (USD7.831,4 juta), kelompok negara NAFTA sebesar 8,18 persen (USD7.076,4 juta), dan kelompok negara lainnya menyumbang 15,79 persen (USD13.664,8 juta).



Jika dilihat impor Indonesia dari kelompok ASEAN, selama Januari-November 2009 peranan impor yang paling tinggi adalah dari *Singapura* dengan peranan sebesar 56,27 persen dari total impor ASEAN. *Malaysia* menempati urutan kedua sebesar 20,37 persen, diikuti oleh *Thailand* (16,60 persen), *Brunei Darussalam* (2,37 persen), *Vietnam* (2,35 persen), *Philipina* (1,91 persen), sementara peranan impor dari *Myanmar*, *Kamboja* dan *Laos* masih di bawah satu persen.

Dari kelompok negara Uni Eropa, selama Januari-November 2009 peranan impor yang paling tinggi adalah dari *Jerman* dengan peranan sebesar 27,33 persen dari total impor Uni Eropa. *Perancis* menempati urutan kedua dengan peranan 18,50 persen, diikuti oleh

*Inggris* (9,92 persen), *Swedia* (8,45 persen), dan *Italia* (8,28 persen).

**TABEL 3. NILAI DAN PERANAN IMPOR  
DARI KELOMPOK NEGARA ASEAN, NAFTA, DAN UNI EROPA  
JANUARI-NOVEMBER 2008 DAN 2009**

KELOMPOK NEGARA	Januari-November 2008		Januari-November 2009	
	Nilai (Juta USD)	Peranan (%)	Nilai (Juta USD)	Peranan (%)
<b>APEC</b>				
<b>ASEAN</b>	<b>38 973,4</b>	<b>32,07</b>	<b>24 940,0</b>	<b>28,82</b>
Thailand	5 990,5	4,93	4 140,7	4,79
Singapura	20 754,7	17,08	14 033,8	16,22
Philipina	720,0	0,59	474,8	0,55
Malaysia	8 566,7	7,05	5 081,1	5,87
Myanmar	29,4	0,03	28,9	0,03
Kamboja	1,7	0,00	3,2	0,00
Brunei Darussalam	2 251,2	1,85	590,7	0,68
Laos	0,2	0,00	0,4	0,00
Vietnam	659,0	0,54	586,4	0,68
<b>NAFTA</b>	<b>9 198,2</b>	<b>7,57</b>	<b>7 076,4</b>	<b>8,18</b>
Amerika Serikat	7 336,1	6,04	5 987,9	6,92
Kanada	1 722,4	1,42	961,8	1,11
Meksiko	139,7	0,11	126,7	0,15
<b>Negara APEC Lainnya</b>	<b>44 672,9</b>	<b>36,77</b>	<b>33 016,7</b>	<b>38,16</b>
Jepang	14 106,0	11,61	8 775,3	10,14
Hongkong	2 225,4	1,83	1 559,5	1,80
Korea Selatan	6 620,1	5,45	4 379,2	5,06
Taiwan	2 699,2	2,22	2 105,9	2,43
Cina	14 374,9	11,83	12 461,4	14,40
Papua New Guinea	18,7	0,02	39,2	0,05
Australia	3 718,8	3,06	3 028,6	3,50
Selandia Baru	675,5	0,56	504,4	0,59
Chili	234,3	0,19	163,2	0,19
<b>Uni Eropa</b>	<b>9 461,5</b>	<b>7,79</b>	<b>7 831,4</b>	<b>9,05</b>
Jerman	2 901,0	2,39	2 140,2	2,47
Perancis	1 132,8	0,93	1 449,1	1,67
Inggris	980,8	0,81	777,0	0,90
Swedia	983,6	0,81	662,0	0,76
Italia	911,7	0,75	648,3	0,75
Belanda	564,5	0,46	491,9	0,57
Belgia	589,6	0,48	395,9	0,46
Austria	336,3	0,28	230,2	0,27
Spanyol	240,1	0,20	229,7	0,26
Finlandia	346,9	0,28	210,4	0,24
Irlandia	119,3	0,10	160,8	0,19
Denmark	93,7	0,08	105,9	0,12
Hungaria	29,4	0,02	100,6	0,12
Polandia	67,4	0,06	68,9	0,08
Cheska	56,7	0,05	40,5	0,05
Uni Eropa Lainnya	107,7	0,09	120,0	0,14
<b>Lainnya</b>	<b>19 195,7</b>	<b>15,80</b>	<b>13 664,8</b>	<b>15,79</b>

<b>TOTAL IMPOR</b>	<b>121 501,7</b>	<b>100,00</b>	<b>86 529,3</b>	<b>100,00</b>
--------------------	------------------	---------------	-----------------	---------------

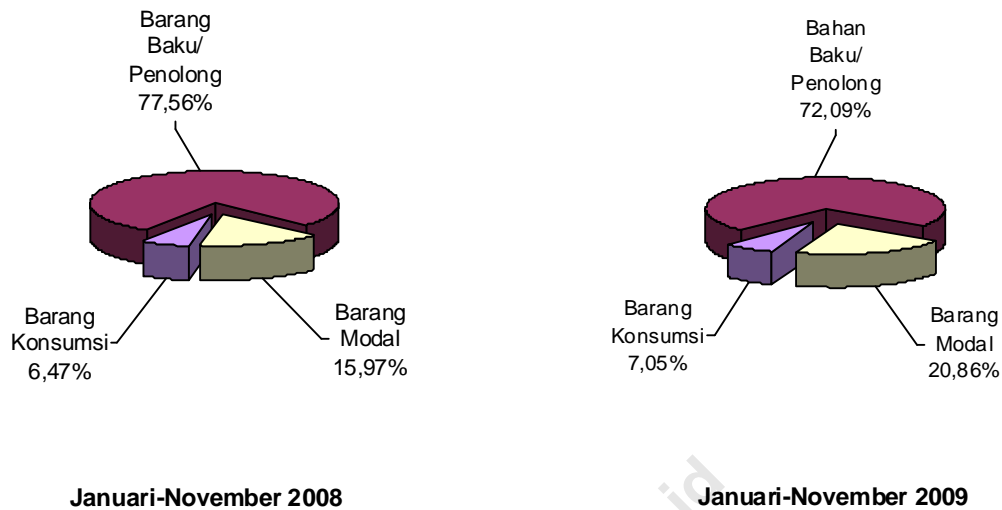
**TABEL 4. IMPOR MENURUT GOLONGAN PENGGUNAAN BARANG  
JANUARI – NOVEMBER 2004 - 2008**

Bulan/ Tahun	Nilai (Juta USD)				Peranan (%)				
	Barang Konsumsi	Bahan Baku/ Penolong	Barang Modal	Total	Barang Konsumsi	Bahan Baku/ Penolong	Barang Modal	Total	
<b>Jan-Nov :</b>									
<b>SPK:</b>	2004	3 404,6	32 403,3	5 743,8	41 551,7	8,19	77,98	13,82	100,00
	2005	4 188,1	41 139,4	7 483,9	52 811,4	7,93	77,90	14,17	100,00
	2006	4 363,6	43 384,9	8 348,5	56 097,0	7,78	77,34	14,88	100,00
	2007	5 977,8	51 403,6	10 254,2	67 635,6	8,84	76,00	15,16	100,00
<b>SPU:</b>	2008	7 857,6	94 240,1	19 404,0	121 501,7	6,47	77,56	15,97	100,00
	2009	6 098,9	62 382,7	18 047,7	86 529,3	7,05	72,09	20,86	100,00

Keterangan : SPK = Sistem Perdagangan Khusus  
SPU = Sistem Perdagangan Umum

Rata-rata nilai impor Januari-November periode 2005-2009 adalah sebesar USD76.915,0 juta dengan rata-rata nilai impor barang konsumsi dan peranannya USD5.697,2 juta (7,61 persen), impor *bahan baku/penolong* sebesar USD58.510,1 juta (76,18 persen), dan impor *barang modal* sebesar USD12.707,7 juta (16,21 persen). Jika dibandingkan Januari-November 2008, maka nilai impor semua golongan barang periode yang sama 2009 mengalami penurunan yang cukup tinggi. Penurunan tertinggi terjadi pada kelompok bahan baku/penolong yaitu sebesar 33,80 persen. Sementara itu, impor kelompok barang konsumsi dan barang modal menurun masing-masing sebesar 22,38 persen dan 6,99 persen.

**GRAFIK 5. PERSENTASE NILAI IMPOR INDONESIA  
MENURUT GOLONGAN PENGGUNAAN BARANG  
JANUARI-NOVEMBER 2008 DAN 2009**



Dilihat dari peranannya selama Januari-November periode 2005-2009, rata-rata peranan tertinggi diberikan oleh impor bahan baku/penolong yaitu 76,18 persen, diikuti oleh rata-rata impor barang modal sebesar 16,21 persen dan rata-rata impor bahan konsumsi sebesar 7,61 persen. Sementara itu, peran barang konsumsi yang tertinggi dicapai di tahun 2007 yaitu sebesar 8,84 persen. Golongan bahan baku/penolong memberikan peranan tertinggi di tahun 2004 sebesar 77,98 persen, sedangkan golongan barang modal peran tertingginya dicapai pada tahun 2009 sebesar 20,86 persen.

Jika dibandingkan dengan periode yang sama tahun sebelumnya, peranan nilai impor *barang konsumsi* dan *barang modal* terhadap keseluruhan nilai impor pada Januari-November 2009 mengalami peningkatan masing-masing dari 6,47 persen menjadi 7,05 persen (naik 0,58 poin) dan dari 15,97 persen menjadi 20,86 persen (naik 4,89 poin). Sebaliknya impor *bahan baku/penolong* menurun dari 77,56 persen menjadi 72,09 persen (turun 5,47 poin).

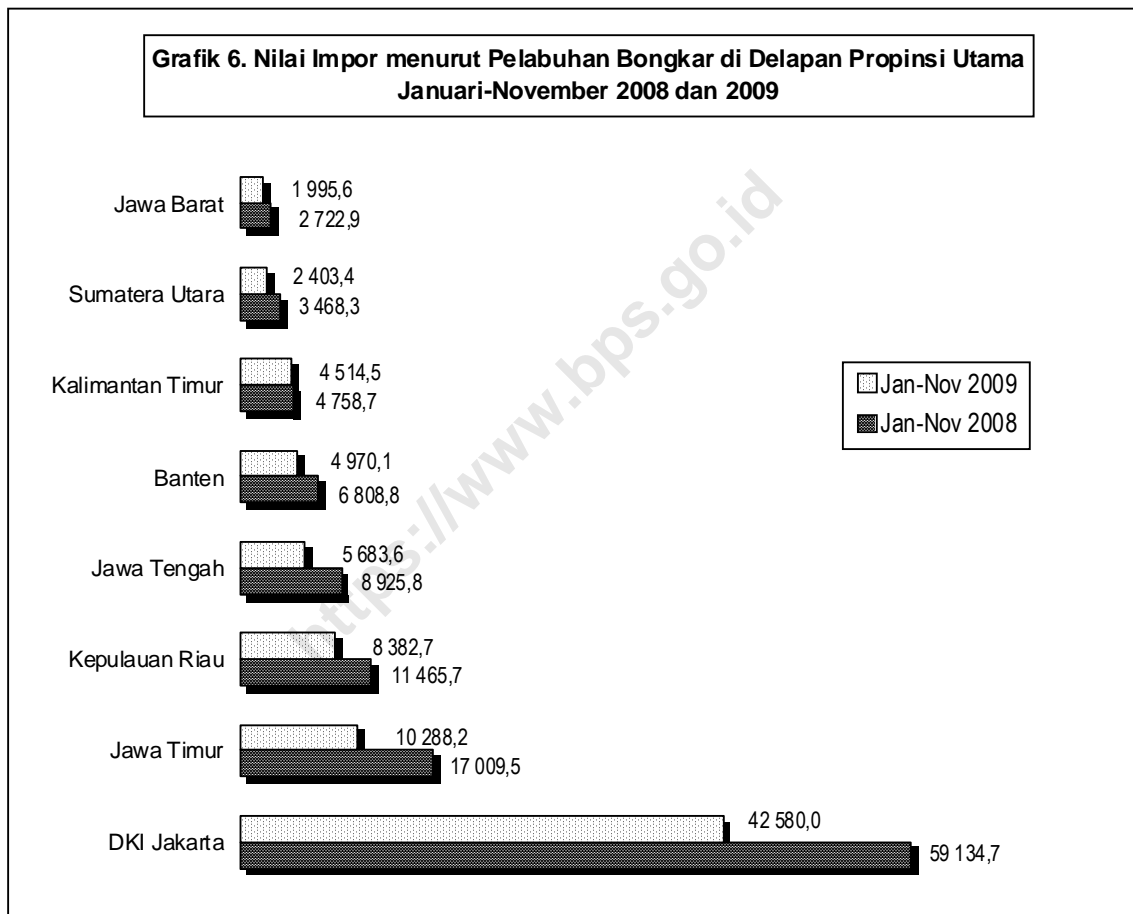
Menurut golongan barang SITC (Standard International Trade Classification) 1 digit, kelompok barang utama impor selama Januari-November 2009 adalah kelompok *mesin dan alat angkutan* dengan nilai sebesar USD31.760,5 juta dan memberikan peran sebesar 36,70 persen dari total impor Indonesia Januari-November 2009. Dilihat dari nilainya, maka nilai impor kelompok ini menurun sebesar 19,27 persen jika dibandingkan periode yang sama tahun sebelumnya. Namun, dilihat dari peranan impor kelompok barang ini mengalami peningkatan sebesar 4,32 poin yaitu dari 32,38 persen menjadi 36,70 persen.

**TABEL 5. IMPOR MENURUT SITC-1 DIJIT  
JANUARI-NOVEMBER 2008 DAN 2009**

SITC	Januari-November 2008		Januari-November 2009		Perubahan Jan-Nov'09 thd Jan-Nov'08 (%)
	Nilai (Juta USD)	Peranan (%)	Nilai (Juta USD)	Peranan (%)	
0 Bahan Makanan dan Binatang Hidup	7 453,9	6,14	6 645,8	7,68	-10,84
1 Minuman dan Tembakau	420,4	0,35	380,8	0,44	-9,42
2 Bahan Baku dan Hasil Tambang	6 937,0	5,71	4 397,5	5,08	-36,61
3 Minyak dan Bahan Bakar Mineral	29 632,8	24,39	16 960,0	19,60	-42,77
4 Minyak Nabati dan Hewani	121,3	0,10	105,6	0,12	-12,94
5 Bahan Kimia dan produknya	15 192,7	12,50	10 647,5	12,31	-29,92
6 Barang-barang Buatan Pabrik	18 909,6	15,56	12 647,4	14,62	-33,12
7 Mesin dan Alat Angkutan	39 341,9	32,38	31 760,5	36,70	-19,27
8&9 Lainnya	3 492,1	2,87	2 984,2	3,45	-14,54
<b>Total Impor</b>	<b>121 501,7</b>	<b>100,00</b>	<b>86 529,3</b>	<b>100,00</b>	<b>-28,78</b>

Impor kelompok barang SITC 1 digit yang terbesar berikutnya adalah *minyak dan bahan bakar mineral* dengan nilai USD16.960,0 juta dengan peran sebesar 19,60 persen, diikuti oleh *barang-barang buatan pabrik* sebesar USD12.647,4 juta (14,62 persen). Selanjutnya yaitu *bahan kimia dan produknya* sebesar USD10.647,5 juta (12,31 persen), *bahan makanan dan binatang hidup* sebesar USD6.645,8 juta (7,68 persen), *bahan baku dan hasil tambang* sebesar USD4.397,5 juta (5,08 persen), *kelompok barang lainnya* sebesar USD2.984,2 juta (3,45 persen), *minuman dan tembakau* sebesar USD380,8 juta (0,44 persen), dan *minyak nabati dan hewani* sebesar USD105,6 juta (0,12 persen).

Selama Januari-November 2009, pelabuhan di DKI Jakarta membongkar barang impor terbesar dibanding dengan pelabuhan di provinsi lain, yaitu sebesar USD42.580,0 juta atau 49,21 persen dari total impor Indonesia. Provinsi dengan impor terbesar kedua adalah Jawa Timur yang mencapai USD10.288,2 juta (11,89 persen), diikuti Kepulauan Riau USD8.382,7 juta (9,69 persen), Jawa Tengah USD5.683,6 juta (6,57 persen), dan Banten USD4.514,5 juta (5,74 persen). Kemudian nilai impor yang masuk melalui propinsi Kalimantan Timur, Sumatera Utara, dan Jawa Barat masing-masing sebesar USD4.514,5 juta, USD2.403,4 juta, dan USD1.995,6 juta. Sementara nilai impor ke propinsi lainnya masih berada di bawah



USD1,5 miliar.

Dibandingkan periode yang sama tahun 2008, seluruh provinsi utama diatas mengalami perubahan negatif. Tiga provinsi mengalami penurunan di atas 30 persen, yaitu sebesar Jawa Timur sebesar 39,51 persen, Jawa Tengah 36,32 persen, dan Sumatra Utara 30,70 persen. Empat provinsi berikutnya menurun antara 30 persen dan 20 persen yaitu DKI Jakarta sebesar 27,99 persen, Banten 27,00 persen, Kepulauan Riau sebesar 26,89 persen, dan Jawa Barat 26,71 persen. Sementara itu, provinsi Kalimantan Timur menurun dibawah 20 persen, yaitu sebesar 5,13 persen.



**TABEL 6. NILAI DAN PERANAN IMPOR MENURUT PROPINSI <sup>1)</sup>**  
**JANUARI-NOVEMBER 2008 DAN 2009**

Provinsi	Januari-November 2008		Januari-November 2009		Perubahan Jan-Nov'09 thd Jan-Nov'08 (%)
	Nilai (Juta USD)	Peranan (%)	Nilai (Juta USD)	Peranan (%)	
Nangroe Aceh Darussalam	384,2	0,32	113,3	0,13	-70,51
Sumatra Utara	3 468,3	2,85	2 403,4	2,78	-30,70
Sumatra Barat	473,8	0,39	289,6	0,33	-38,88
Riau	1 563,0	1,29	658,5	0,76	-57,87
Jambi	142,1	0,12	86,4	0,10	-39,20
Sumatera Selatan	201,1	0,16	210,3	0,24	4,57
Bengkulu	3,0	0,00	4,4	0,01	46,67
Lampung	944,5	0,78	1 115,1	1,29	18,06
Bangka Belitung	51,7	0,04	49,0	0,06	-5,22
Kepulauan Riau	11 465,7	9,44	8 382,7	9,69	-26,89
DKI Jakarta	59 134,7	48,67	42 580,0	49,21	-27,99
Jawa Barat	2 722,9	2,24	1 995,6	2,31	-26,71
Jawa Tengah	8 925,8	7,35	5 683,6	6,57	-36,32
D I Yogyakarta	0,5	0,00	0,8	0,00	60,00
Jawa Timur	17 009,5	14,00	10 288,2	11,89	-39,51
Banten	6 808,8	5,60	4 970,1	5,74	-27,00
B A L I	701,1	0,58	647,4	0,75	-7,66
Nusa Tenggara Barat	281,8	0,23	166,8	0,19	-40,81
Nusa Tenggara Timur	2,7	0,00	5,0	0,01	85,19
Kalimantan Barat	97,4	0,08	72,9	0,08	-25,15
Kalimantan Tengah	36,0	0,03	35,0	0,04	-2,78
Kalimantan Selatan	323,3	0,27	811,6	0,94	151,04
Kalimantan Timur	4 758,7	3,92	4 514,5	5,22	-5,13
Sulawesi Utara	24,5	0,02	17,5	0,02	-28,57
Sulawesi Tengah	4,0	0,00	12,9	0,01	222,50
Sulawesi Selatan	723,7	0,60	587,3	0,68	-18,85
Sulawesi Tenggara	0,7	0,00	7,7	0,01	1000,00
Gorontalo	0,0	0,00	0,0	0,00	---
Maluku	115,5	0,09	87,3	0,10	-24,42
Maluku Utara	0,0	0,00	0,0	0,00	---
Papua Barat	0,4	0,00	0,0	0,00	-100,00
Papua	1 132,3	0,93	732,4	0,84	-35,32
<b>TOTAL IMPOR</b>	<b>121 501,7</b>	<b>100,00</b>	<b>86 529,3</b>	<b>100,00</b>	<b>-28,78</b>

Keterangan : <sup>1)</sup> = melalui pelabuhan bongkar yang terdapat di propinsi

**I-1. IMPOR MENURUT GOLONGAN BARANG HS / IMPORT BY HS COMMODITY GROUPS**  
**A. MENURUT 21 GOLONGAN BARANG (HS) / BY 21 HS COMMODITY GROUP**  
**\*\*\* NOVEMBER / NOVEMBER 2009 \*\*\***

HS	Uraian golongan barang <i>Group description</i>	Berat bersih / Net weight (Kg)		Nilai / Value C.I.F ( U S \$ )	
		Bulan ini	Kumulatif	Bulan ini	Kumulatif
		<i>Current month</i>	<i>Cum. Jan. to date</i>	<i>Current month</i>	<i>Cum. Jan. to date</i>
I	Live animals; animal product	71.268.278	742.222.301	130.184.270	1.362.669.343
II	Vegetable products	740.987.447	8.435.736.079	273.633.580	3.411.569.304
III	Fats, oils, waxes of animal/vegetable	8.206.492	87.879.423	12.009.882	117.690.242
IV	Foodstuffs,beverages,spirits and tobacco	287.740.095	5.121.240.435	225.202.417	3.150.725.869
IX	Wood and its articles,plaiting materials	43.635.425	466.191.562	19.424.132	218.440.749
V	Mineral products	3.626.672.258	40.262.473.831	1.906.484.357	17.742.814.936
VI	Prod. of chemical or allied industries	769.533.200	8.413.199.716	772.520.373	8.251.477.676
VII	Plastics, rubber and articles there of	201.161.132	2.033.621.685	423.118.510	3.885.717.417
VIII	Raw hides, skins, leather and articles	3.319.294	58.700.206	25.897.657	275.021.382
X	Pulp, paper and articles there of	364.213.575	3.580.644.260	190.335.947	1.680.028.062
XI	Textiles & textile articles	116.214.611	1.163.698.704	389.861.735	3.776.418.241
XII	Footwear, umbrellas, artificial flowers	3.319.294	35.437.572	12.838.670	139.698.520
XIII	Cement, plaster, glass, ceramic products	52.786.095	490.091.298	41.424.064	405.972.278
XIV	Pearls & precious/semiprecious stones	385.286	3.562.682	6.874.221	54.056.321
XIX	Arms and ammunition; parts & accesories	101.707	236.392	24.236.449	38.894.574
XV	Base metals and articles there of	1.050.247.787	7.941.890.397	1.011.518.279	8.482.198.825
XVI	Machinery,electric,electronic equipments	201.461.267	2.032.831.437	2.361.399.935	23.304.032.597
XVII	Vechiles, aircraft, and vessels	152.553.796	1.409.599.989	810.773.944	8.573.239.067
XVIII	Optical,photographic,musical instruments	5.791.519	59.457.046	125.976.047	1.169.024.711
XX	Miscellaneous manufactures articles.	13.659.075	142.468.593	50.737.832	486.192.762
XXI	Works of art,antiques special provisions	30.360	633.006	205.121	3.414.156
<b>TOTAL IMPORT</b>		<b>7.715.424.547</b>	<b>82.481.816.614</b>	<b>8.814.657.422</b>	<b>86.529.297.032</b>

**I-1. IMPOR MENURUT GOLONGAN BARANG (HS) / IMPORT BY HS COMMODITY GROUPS**  
**B. MENURUT GOLONGAN BARANG 2 DIJIT HS / BY COMMODITY 2 DIGITS HS**  
**\*\*\* NOVEMBER / NOVEMBER 2009 \*\*\***

HS	Uraian golongan barang <i>Group description</i>	Berat bersih / Net weight (Kg)		Nilai / Value C.I.F ( U S \$ )	
		Bulan ini	Kumulatif	Bulan ini	Kumulatif
		<i>Current month</i>	<i>Cum. Jan. to date</i>	<i>Current month</i>	<i>Cum. Jan. to date</i>
01	Live animals	20.577.900	220.989.273	38.710.981	411.630.103
02	Meat and edible meat offal	10.001.038	103.965.626	25.135.805	246.439.961
03	Fish and crustaceans	14.335.105	158.478.841	12.746.276	134.858.308
04	Dairy products, bird's eggs, natural honey	25.885.719	249.986.930	51.840.283	545.529.018
05	Products of animal origin	468.516	8.801.631	1.750.925	24.211.953
06	Live trees and other plants	4.531	377.348	16.665	1.021.163
07	Edible vegetables and certain roots and tubers	45.674.832	616.158.193	23.242.641	275.841.650
08	Edible fruits and nuts	30.547.370	566.979.500	29.674.172	549.511.204
09	Coffee, tea, mate, and spices	7.959.478	51.170.924	8.459.850	53.009.918
10	Cereals	436.571.098	4.929.192.008	120.912.703	1.415.997.506
11	Products of the milling industry; malt, starches	154.626.678	866.160.186	51.510.126	315.657.187
12	Oil seeds and oleaginous fruits; grains,seed, and fruits	64.846.312	1.397.692.367	35.863.925	763.623.300
13	Lac; gums; resins and other vegetable saps and extracts	503.468	7.299.250	3.923.383	36.587.345
14	Vegetable plaiting materials; vegetable products	253.680	706.303	30.115	320.031
15	Animal or vegetable oils/fats and their cleavage products	8.206.492	87.879.423	12.009.882	117.690.242
16	Preparations of meat/fish/crustaceans/mollucs or other aquatic	241.718	4.398.769	746.329	11.272.400
17	Sugar and sugar confectionery	77.407.913	1.526.382.187	46.885.805	621.375.631
18	Cocoa and cocoa preparations	2.390.555	43.165.515	6.438.551	110.211.402
19	Preparations of cereals, flour, starch or milk; pastrycooks' products	3.962.382	44.279.534	8.170.789	94.870.430
20	Preparations of vegetables, fruits, nuts or other part of plants	4.069.218	45.951.163	4.938.003	63.613.962
21	Miscellaneous edible preparations	8.982.641	92.503.033	29.175.605	324.836.268
22	Beverages, spirit, and vinegar	6.416.794	89.474.665	3.957.269	54.472.935
23	Residues and waste from the food industries	177.745.033	3.217.334.587	91.154.661	1.542.998.500
24	Tobacco and manufactured tobacco substitutes	6.523.841	57.750.982	33.735.405	327.074.341
25	Salts; sulphur; earths and stone; plastering materials, lime and	538.138.313	6.081.101.048	46.263.659	560.110.767
26	Ores, slag, and ash	162.292.783	1.229.269.766	20.587.327	201.482.356
27	Mineral fuels, mineral oils and products of their distillation	2.926.241.162	32.952.103.017	1.839.633.371	16.981.221.813
28	Inorganic chemicals	201.139.206	2.242.165.030	86.824.412	886.129.242
29	Organic chemicals	256.986.383	3.177.698.398	319.799.548	3.567.560.329
30	Pharmaceutical products	1.633.606	17.182.853	36.605.759	348.012.582
31	Fertilizers	211.280.753	1.972.942.784	60.576.100	756.348.735
32	Tanning or dyeing extracts	23.072.751	236.855.437	61.695.234	631.789.258
33	Essential oils and resinoids; perfumery, cosmetic or toilet preparatio	4.893.234	69.738.698	42.024.865	465.314.840
34	Soap, organic surfasce-active agents, washing, and lubricating	15.355.445	135.992.395	33.925.540	293.500.863
35	Albuminoidal substances; modified starches; glues; enzymes	18.738.896	147.427.699	23.493.338	219.276.029
36	Explosives; pyrotechnic products; matches; certain combustible	1.027.500	15.206.522	5.007.035	50.740.599
37	Photographic and cinematographic goods	973.316	13.143.981	5.865.461	62.278.350
38	Miscellaneous chemical products	34.432.110	384.845.919	96.703.081	970.526.849
39	Plastics and articles thereof	163.140.765	1.692.265.855	303.737.730	2.888.573.298
40	Rubber and articles thereof	38.020.367	341.355.830	119.380.780	997.144.119

**I-1. IMPOR MENURUT GOLONGAN BARANG (HS) / IMPORT BY HS COMMODITY GROUPS**  
**B. MENURUT GOLONGAN BARANG 2 DIJIT HS / BY COMMODITY 2 DIGITS HS**  
**\*\*\* NOVEMBER / NOVEMBER 2009 \*\*\***

H S	Uraian golongan barang Group description	Berat bersih / Net weight (Kg)		Nilai / Value C.I.F ( U S \$ )	
		Bulan ini Current month	Kumulatif Cum. Jan. to date	Bulan ini Current month	Kumulatif Cum. Jan. to date
41	Raw hides, skins, and leather	3.769.308	38.428.215	17.781.902	200.958.221
42	Articles of leather; saddlery and harness; travel goods and similar	1.672.782	20.190.205	8.003.510	73.342.134
43	Furskins and artificial fur; manufactures thereof	13.758	81.786	112.245	721.027
44	Wood and articles of wood; wood charcoal	43.509.084	465.054.531	19.161.143	215.603.482
45	Cork and articles of cork	49.573	507.103	190.604	1.586.141
46	Manufactured of straw or other plaiting materials; basketware and	76.768	629.928	72.385	1.251.126
47	Pulp of wood or of other fibrous cellulosic material; recovered	307.376.977	3.038.530.564	100.201.763	850.809.940
48	Paper and paperboard; articles of paper pulp or of	56.337.437	535.898.956	87.078.887	775.353.273
49	Printed books, newspapers, pictures, and other products of printing	499.161	6.214.740	3.055.297	53.864.849
50	Silk	50.765	913.166	389.524	6.637.871
51	Wool, fine or coarse animal hair; horse hair yarn, woven fabrics of	119.111	3.249.074	1.079.781	41.683.577
52	Cotton	64.007.718	609.085.781	142.599.687	1.314.225.586
53	Other vegetable textile fibres; paper yarns and woven fabrics of	1.648.128	12.454.757	3.878.034	24.099.091
54	Man-made filaments	9.383.859	107.333.091	50.381.503	525.957.427
55	Man-made staple fibres	17.516.372	187.890.672	51.189.950	509.851.362
56	Wadding, felt, and non-wovens	3.791.684	40.054.200	14.861.736	130.943.500
57	Carpets and other textile floor coverings	884.662	8.411.146	1.837.000	17.040.515
58	Special woven fabrics; tufted textile fabrics; lace; tapestries; embro	1.216.681	14.924.139	15.594.067	168.111.496
59	Impregnated, coated, covered or laminated textile fabrics	4.323.385	45.202.989	22.232.230	224.136.306
60	Knitted or crocheted fabrics	7.900.472	76.609.957	60.448.388	573.611.239
61	Articles of apparel and clothing accessories, knitted or crocheted	1.677.065	17.125.998	10.084.703	99.061.079
62	Articles of apparel and clothing accessories, not knitted or	1.672.768	17.783.512	10.404.573	97.377.623
63	Other made up textile articles; sets; worn clothing and worn textile a	2.021.941	22.660.222	4.880.559	43.681.569
64	Footwear, gaiters and the like; parts of such articles	2.300.208	29.064.347	10.531.834	121.623.695
65	Headgear and parts thereof	142.066	1.447.718	787.983	7.867.023
66	Umbrellas, walking sticks, seat-sticks, whips, riding crops and parts	778.505	3.922.682	1.035.833	5.108.601
67	Prepared feathers and articles; artificial flowers; articles of human	98.515	1.002.825	483.020	5.099.201
68	Articles of stone, plaster, cement, asbestos, mica or similar material	11.276.393	111.752.474	12.661.160	106.865.527
69	Ceramic products	20.895.728	201.502.305	12.737.300	141.292.939
70	Glass and glassware	20.613.974	176.836.519	16.025.604	157.813.812
71	Natural and cultured pearls, precious/semi precious stones, and	385.286	3.562.682	6.874.221	54.056.321
72	Iron and steel	863.878.148	6.051.890.635	515.880.419	3.814.115.118
73	Articles of iron and steel	95.466.850	1.065.995.801	225.476.084	2.534.904.649
74	Cooper and articles thereof	9.547.594	149.147.895	57.775.347	513.176.722
75	Nickel and articles thereof	216.357	1.687.711	3.141.620	21.885.780
76	Aluminium and articles thereof	46.279.395	342.530.958	102.216.748	746.785.932
78	Lead and articles thereof	8.227.109	67.787.146	18.018.443	115.686.222
79	Zinc and articles thereof	9.314.086	102.810.678	19.701.823	165.446.172
80	Tin and articles thereof	155.447	1.863.703	2.612.697	12.142.358
81	Other base metal; cermets; and articles thereof	522.445	3.198.036	6.388.941	34.226.684
82	Tools, implements, cutlery, spoon and forks, of base metal and	3.887.217	40.460.893	19.731.720	217.576.740
83	Miscellaneous articles of base metal	12.753.139	114.516.941	40.574.437	306.252.448
84	Nuclear reactors, boilers, machinery and mechanical appliances;	143.436.871	1.434.855.983	1.264.915.790	13.210.012.849
85	Electrical machinery and equipments; sound	58.024.396	597.975.454	1.096.484.145	10.094.019.748
86	Railway and tramway locomotive, mechanical traffic, and all kinds	321.479	6.971.048	2.447.207	63.313.606
87	Vehicles other than railway/tramway, and parts and accessories	43.111.708	373.956.394	328.427.297	2.793.635.494
88	Aircraft and its components	452.204	5.879.693	226.749.226	2.535.861.594
89	Ships, boat, and floating structures	98.810.985	861.028.193	189.399.495	2.525.767.569
90	Optical, photographic, cinematographic, measuring, checking,	4.323.923	46.441.988	113.080.938	1.048.706.459
91	Clocks and watches and parts thereof	280.125	3.684.043	2.894.241	33.369.591
92	Musical instruments; parts and accessories of such articles	1.187.471	9.331.015	10.000.868	86.948.661
93	Arms and ammunition; parts and accessories thereof	101.707	236.392	24.236.449	38.894.574
94	Furnitures, bedding, mattress supports, cushions and stuffed	6.597.528	66.459.461	22.101.969	193.392.476
95	Toys, games and sports requisiters; parts and accessories thereof	2.940.541	33.469.167	10.143.614	99.626.924
96	Miscellaneous manufactured articles	4.121.006	42.539.965	18.492.249	193.173.362
97	Works of arts, collectors' piece and antiques	30.360	633.006	205.121	3.414.156
98	Vehicles in ckd and their components	9.857.420	161.764.661	63.750.719	654.660.804
<b>TOTAL IMPORT</b>		<b>7.715.424.547</b>	<b>82.481.816.614</b>	<b>8.814.657.422</b>	<b>86.529.297.032</b>

**I-1. IMPOR MENURUT GOLONGAN BARANG (HS) / IMPORT BY HS COMMODITY GROUPS**  
**C. MENURUT 40 GOLONGAN BARANG (HS) TERBESAR / BY BIG 40 COMMODITIES (HS)**  
**\*\*\* NOVEMBER / NOVEMBER 2009 \*\*\***

H S	Uraian golongan barang Group description	Berat bersih / Net weight (Kg)		Nilai / Value C.I.F ( U S \$ )	
		Bulan ini Current month	Kumulatif Cum. Jan. to date	Bulan ini Current month	Kumulatif Cum. Jan. to date
2709001000	Crude Petroleum Oil	1.309.934.508	13.916.131.901	797.948.332	6.527.169.758
2710111200	Motor Spirit, Premium Unleaded	442.889.589	6.704.330.453	303.806.162	3.907.267.383
2710197100	High Speed Diesel Fuel	595.430.802	6.354.784.354	379.162.925	3.383.682.046
8802401000	Aeroplanes Of An Unladen Weight > 15,000 Kg	409.150	5.250.392	216.477.500	2.367.897.895
8517120000	Telephones For Cellular Networks/for Other Wireless Networks	883.050	8.528.650	162.687.161	1.521.815.428
1001901900	Other Wheat, For Human Consumption	374.986.621	4.363.085.281	103.020.559	1.237.064.083
2304000000	Oil-cake&other Solid Residues,in Pellet Form, From The Extract Of Soyabean Oil	84.110.235	2.132.786.277	37.977.828	936.458.950
8529904000	Parts Of Digital Cameras/video Camera Recorders With App Of Hd 85.25 To 85.28	1.214.126	4.984.516	176.083.214	687.156.011
5201000000	Cotton, Not Carded/combed.	53.678.934	502.327.340	72.832.312	667.068.160
2710117000	Naphtha, Reformate Or Preparations For Preparing Spirits	112.791.509	1.118.988.806	69.879.822	587.603.970
2710197900	Other Fuel Oils	169.585.713	1.422.307.850	82.573.098	572.921.117
2902430000	P-xylene	45.355.838	608.014.878	42.749.055	549.328.605
1201009000	Other Soya Beans, Whether Or Not Broken	53.992.632	1.142.155.124	23.244.669	544.924.707
8901902400	Other Vessels, Motorised Of Gross Tonnage > 500 But <= 4000 Ton	6.260.000	51.976.619	3.320.435	532.392.272
7207121000	Slabs Of Iron/non Alloy, Cont.< 0,25% Of Carbon, Other Than Square	267.449.494	1.188.297.205	125.660.381	504.260.062
8542390000	Other Electronic Integrated Circuits	219.305	2.082.279	50.611.709	490.868.476
8904001900	Tugs Of Gro Tonnage >26 Ton, Of A Power <= 4000 Hp	2.637.750	18.177.353	24.163.349	465.126.102
8471302000	Laptop Incl Notebooks	763.685	5.311.762	70.052.909	461.004.981
2901210000	Ethylene	37.065.225	595.499.395	33.687.115	451.916.671
1701110010	Cane Sugar,icumsa Minimal 1200	64.000.682	1.091.308.690	36.787.810	430.259.835
2710111600	Other Motor Spirit, Unleaded	48.716.151	723.474.435	34.059.900	421.982.967
8517709900	Other Parts In Subheading 85.17.70	320.803	5.604.460	38.733.713	410.934.783
0102901000	Live Oxen, Other Than Pure-bred Breeding Animals	20.513.604	220.148.925	38.552.870	410.022.516
8704102200	Damper Designed For Off Highway, > 24 T Not Ckd	2.667.762	35.335.025	26.552.482	378.390.903
8473309000	Parts & Access Ofother Machines Of Heading 84.71	960.697	11.566.096	28.222.377	372.654.957
8443910000	Part & Accessori Of Print Machinery Used For Print By Component Of Head 84.42	885.461	6.154.128	49.710.215	369.441.285
8901902600	Other Vessels, Motorised Of Gross Tonnage > 5000 Ton	34.273.000	261.939.000	57.880.000	323.593.103
8431430000	Parts Of Boring/sinking Mach Of Subhead 8430.41/8430.49	1.214.443	20.755.610	21.464.278	314.296.564
3104200000	Potassium Chloride	9.195.175	499.043.934	5.124.746	309.835.568
8429520000	Loader	6.895.957	53.870.731	31.094.089	302.288.580
3902102000	Polypropylene In Granule Form	26.292.643	270.982.290	30.722.318	287.526.344
7204490000	Other Ferrous Waste And Scrap :	149.677.834	921.290.533	49.683.239	273.802.988
7308909000	Other Structures And Parts Of Structures Of Iron Or Steel	11.749.872	107.135.703	38.644.472	265.827.492
8411990000	Oth Parts Of Gas Turbines	153.911	3.017.044	14.782.142	265.281.560
8901901400	Other Vessels, Not Motorised Of Gross Tonnage > 500 Ton	43.133.000	219.777.266	18.407.500	250.473.157
8708999900	Other Parts,acces For Other Vehicles Of Heading 87.02, 8704, 8705	4.284.516	35.046.929	32.076.988	242.187.440
8542900000	Parts Of Electronic Integrated Circuits	154.762	1.546.276	22.138.472	238.289.987
9801202000	Down	2.435.763	37.221.409	21.125.653	237.067.298
4703210000	Chemical Wood Pulp, Soda, Oth Than Dis Solving Grades,bleached,coniferous	48.560.379	425.428.227	29.457.704	229.808.451
7304190000	Oth.tube,pipe&hollow Profile,seamless, Line Pipe Of A Kind Use For Oil/gas Pipe	18.375.537	148.331.492	18.112.672	229.149.126

**I-2 IMPOR MENURUT GOLONGAN BARANG SITC / IMPORT BY SITC COMMODITY GROUPS**  
**\*\*\* NOVEMBER / NOVEMBER 2009 \*\*\***

SITC	Uraian golongan barang Group description	Berat bersih / Net weight (Kg)		Nilai / Value C.I.F. (US \$)	
		Bulan ini Current month	Kumulatif Cum. Jan. to date	Bulan ini Current month	Kumulatif Cum. Jan. to date
<b>A. By Commodity 1 digit SITC</b>					
0	Bahan makanan dan binatang hidup	931.699.826	12.506.618.912	522.973.486	6.645.838.265
1	Minuman dan tembakau	12.912.593	146.745.901	37.639.678	380.786.375
2	Bahan mentah	1.342.276.996	13.094.243.246	451.988.731	4.397.459.150
3	Bahan bakar, bahan penyemir, dsb	2.921.161.396	32.907.665.695	1.837.216.867	16.960.046.145
4	Minyak/lemak nabati dan hewan	7.940.431	83.811.109	10.336.829	105.589.258
5	Bahan kimia	1.006.148.577	9.869.407.401	1.053.028.687	10.647.470.017
6	Hasil industri menurut bahan	1.094.103.437	9.949.867.097	1.407.978.006	12.647.375.972
7	Mesin dan alat pengangkutan	351.914.762	3.440.851.339	3.153.187.078	31.760.509.352
8	Hasil industri lainnya	47.256.194	482.498.688	336.759.028	2.963.147.615
9	Barang dan transaksi khusus lainnya	10.335	107.226	3.549.032	21.074.883
	<b>TOTAL IMPORT</b>	<b>7.715.424.547</b>	<b>82.481.816.614</b>	<b>8.814.657.422</b>	<b>86.529.297.032</b>
<b>B. By Commodity 2 digit SITC</b>					
00	Live animal for food	20.577.900	220.989.273	38.710.981	411.630.103
01	Meat and meat preparations	10.075.363	105.676.734	25.360.546	249.934.281
02	Dairy product and eggs	25.585.725	243.894.492	51.557.615	538.151.626
03	Fish, crustaceans, molluscs and their preparations	14.499.123	161.097.477	13.262.242	142.542.380
04	Cereals and cereal preparations	502.701.185	5.574.561.271	146.252.389	1.678.126.940
05	Fruits and vegetables	80.572.219	1.233.890.791	58.238.156	895.406.641
06	Sugar, sugar preparations, and honey	77.840.253	1.533.779.205	47.649.313	633.183.432
07	Coffee, tea, cocoa, and spices	10.643.895	98.098.554	16.748.069	190.652.353
08	Feeding stuff for animals	177.754.233	3.217.471.053	91.157.779	1.543.040.364
09	Miscellaneous food preparations	11.449.930	117.160.062	34.036.396	363.170.145
11	Beverages	6.388.752	88.994.919	3.904.273	53.712.034
12	Tobacco and tobacco manufactured	6.523.841	57.750.982	33.735.405	327.074.341
21	Hides, skins and furskins	1.380.884	14.483.035	784.697	8.879.267
22	Oil seeds, nuts, and kernels	64.423.492	1.392.803.628	34.064.128	749.254.359
23	Crude rubber	22.695.105	205.196.142	42.533.954	335.148.447
24	Wood, lumber, and cork	11.017.682	161.742.373	5.422.176	87.492.308
25	Pulp and waste paper	307.376.977	3.038.530.564	100.201.763	850.809.940
26	Textile fibres and their waste	68.459.175	666.149.904	110.126.149	1.048.040.817
27	Crude fertilizers and crude minerals	463.032.598	4.758.631.470	45.004.756	516.419.243
28	Metalliferous ores and metal scraps	402.267.354	2.834.975.838	106.341.962	725.186.719
29	Crude animals and vegetable materials, nes	1.623.729	21.730.292	7.509.146	76.228.050
32	Coal, coke, and briquettes	10.499.631	121.726.452	3.156.881	39.011.908
33	Petroleum and petroleum products	2.867.524.840	31.862.728.339	1.804.808.285	16.467.199.729
34	Gas; natural and manufactured	43.136.925	923.210.904	29.251.701	453.834.508
41	Animal oils and fats	490.042	6.916.017	1.049.663	12.349.101
42	Fixed vegetable oils/fats	3.967.440	45.309.145	4.025.686	45.744.825
43	Animal vegetable oils/fats	3.482.949	31.585.947	5.261.480	47.495.332
51	Organic chemicals	258.538.366	3.196.874.506	305.761.599	3.422.413.491
52	Inorganic chemicals	200.122.264	1.938.613.983	86.247.955	801.586.285
53	Dyeing, tanning, and colouring materials	23.525.362	240.873.326	62.542.533	636.932.019
54	Medical and pharmaceutical products	2.401.333	26.194.058	55.294.240	543.442.628
55	Essential oils and perfumery materials	11.379.300	143.854.647	56.185.315	619.457.175
56	Manufactured fertilizers	210.693.113	1.964.727.161	60.265.309	751.849.321
57	Plastics in primary forms	132.795.769	1.391.094.283	214.100.264	2.047.092.239
58	Plastics in non-primary forms	18.751.851	181.290.735	46.814.530	442.997.348
59	Chemical materials and its products, nes	147.941.219	785.884.702	165.816.942	1.381.699.511
61	Leather, leather med, nes	2.465.665	24.444.410	17.270.982	195.482.880
62	Rubber manufactured, nes	15.181.371	134.289.682	75.921.004	651.759.368
63	Wood and cork manufactured	32.540.975	303.819.261	13.929.571	129.697.315
64	Paper, paperboard, and manufactured thereof	55.702.738	529.749.871	80.327.113	706.060.613
65	Textile yarns, fabrics, and their products	45.392.360	468.636.602	260.827.573	2.541.213.279
66	Non metallic minerals manufactured	133.907.949	1.877.152.559	44.685.086	476.576.672
67	Iron and steel	674.323.232	5.360.408.046	524.737.584	4.708.264.213
68	Non ferrous metals	66.547.949	603.381.884	184.051.793	1.422.373.829
69	Manufactured of metal, nes	68.041.198	647.984.782	206.227.300	1.815.947.803
71	Power generating machine and equipments	39.678.988	381.642.910	259.918.208	3.107.613.444
72	Machinery specialized for particular industry	44.754.380	415.826.517	344.256.503	3.537.183.846
73	Metalworking machinery	6.074.118	62.048.897	37.792.093	511.292.269
74	General industrial machinery and equipments	51.710.173	574.094.572	470.189.949	4.814.128.424
75	Office machinery and automatic data processing	7.762.057	76.340.855	207.829.536	1.890.506.492
76	Telecommunication and reproducers apparatus	11.329.096	125.281.275	539.015.452	4.378.329.960
77	Electrical machinery and apparatus	38.688.091	402.652.198	506.222.622	5.026.189.057
78	Road vehicles	52.465.948	530.466.499	370.520.524	3.392.007.648
79	Other transportation equipments	99.451.911	872.497.616	417.442.191	5.103.258.212
81	Sanitary, plumbing, and fittings	4.924.401	39.504.556	12.286.953	140.923.755
82	Furniture	5.176.730	47.733.452	15.419.279	118.777.042
83	Traveling goods	1.517.791	18.696.272	7.425.547	65.318.280
84	Clothing	4.193.554	43.979.573	25.021.165	247.279.046
85	Footwear	2.300.208	29.064.347	10.531.834	121.623.695
87	Professional, scientific, and contractor instruments	3.741.149	40.951.136	78.394.640	744.858.652
88	Photographic apparatus, equipments and optics	1.745.119	22.086.742	24.666.992	258.994.456
89	Miscellaneous manufactured articles	23.657.242	240.482.610	163.012.618	1.265.372.689
96	Coin; not being legal tender	1	25.153	18	95.849
97	Gold; non monetary	10.334	82.073	3.549.014	20.979.034

TOTAL IMPORT

7.715.424.547

82.481.816.614

8.814.657.422

86.529.297.032

<https://www.bps.go.id>

**I-2 IMPOR MENURUT GOLONGAN BARANG SITC / IMPORT BY SITC COMMODITY GROUPS**  
**\*\*\* NOVEMBER / NOVEMBER 2009 \*\*\***

SITC	Uraian golongan barang Group description	Berat bersih/ Net weight(Kg)		Nilai/Value C.I.F.(US\$)	
		Bulan ini Current month	Kumulatif Cum.Jan.to date	Bulan ini Current month	Kumulatif Cum.Jan.to date
<b>C. By Commodity 3 digit SITC</b>					
001	Live Animals Other Than Fish	20.577.900	220.989.273	38.710.981	411.630.103
011	Meat Of Bovine Animals Fresh, Chilled Or Frozen	6.535.954	59.792.631	18.450.174	165.531.712
012	Other Meat, Other Edible Meat Offal, Fresh, Chilled Or Frozen	3.465.084	44.100.083	6.685.631	80.424.797
016	Meat And Edible Meat Offal, Salted, Dried, Edible Flour Of Meat	0	73.395	0	484.357
017	Meat And Edible Meat Offal, Prepared Or Preserved	74.325	1.710.625	224.741	3.493.415
022	Milk,cream, And Milk Products Other Than Butter Or Cheese	23.217.248	217.926.850	43.864.834	453.785.549
023	Butter And Other Fats From Milk	1.030.053	11.944.369	2.899.934	32.621.023
024	Cheese And Curds	1.213.000	12.785.520	4.147.385	44.539.889
025	Eggs, Birds, And Egg Yolks; Fresh, Dried Or Otherwise Preserved	125.424	1.237.753	645.462	7.205.165
034	Fish, Fresh, Chilled Or Frozen	9.956.943	119.277.233	8.871.977	93.194.257
035	Fish, Dried Salted Or In Brine; Smoked Fish	3.825.589	23.587.815	2.978.245	18.749.021
036	Crustaceans, Molluscs, And Aquatic Invertebrates	552.573	15.613.310	896.054	22.914.125
037	Fish, Crustaceans, Molluscs, And Other Aquatic Invertebrates;	164.018	2.619.119	515.966	7.684.977
041	Wheat And Meslin, Unmilled	374.986.621	4.366.981.825	103.020.559	1.238.699.090
042	Rice	14.206.748	234.022.499	7.828.471	100.269.899
043	Barley, Unmilled	1.218	5.922	1.048	10.258
044	Maize, Unmilled	46.846.704	317.810.376	9.879.347	73.207.669
045	Cereals, Unmilled	529.807	10.371.386	183.278	3.810.590
046	Meal And Flour Of Wheat And Flour Of Meslin	60.433.032	581.074.891	20.326.123	201.012.959
047	Other Cereal Meals And Flours	854.473	6.772.656	318.390	2.622.110
048	Cereal Preparations And Preparations Of Flours/starches Of Fruit	4.842.582	57.521.716	4.695.173	58.494.365
054	Vegetables, Fresh, Chilled, Frozen Or Simply Preserved	45.322.814	610.724.247	22.403.262	262.678.771
056	Vegetables, Roots And Tubers, Prepared Or Preserved Nes	2.859.023	36.753.706	3.525.253	55.757.211
057	Fruit And Nut; Fresh Or Dried	30.475.283	566.375.734	29.477.698	548.264.772
058	Fruits, Preserved And Preparations	1.086.742	10.901.868	1.436.720	14.224.630
059	Fruit And Vegetable Juices	828.357	9.135.236	1.395.223	14.481.257
061	Sugar, Molasses, And Honey	77.284.357	1.528.949.030	46.174.366	619.571.883
062	Sugar Confectionery	555.896	4.830.175	1.474.947	13.611.549
071	Coffee And Coffee Substitutes	3.615.157	13.217.954	6.739.155	42.135.926
072	Cocoa	1.886.428	36.733.534	4.943.691	90.609.537
073	Chocolate And Other Food Preparations Containing Cocoa	504.127	6.431.981	1.494.860	19.601.865
074	Tea And Mate	530.379	7.235.096	936.263	15.897.189
075	Spices	4.107.804	34.479.989	2.634.100	22.407.836
081	Feeding Stuff For Animals	177.754.233	3.217.471.053	91.157.779	1.543.040.364
091	Margarine And Shortening	265.801	3.581.869	1.668.477	11.961.887
098	Edible Products And Preparations	11.184.129	113.578.193	32.367.919	351.208.258
111	Non-alcoholic Beverages, Nes	6.387.302	88.897.108	3.892.541	53.245.116
112	Alcoholic Beverages	1.450	97.811	11.732	466.918
121	Tobacco, Unmanufactured And Refused	5.323.773	48.547.636	25.905.930	259.938.278
122	Tobacco, Manufactured	1.200.068	9.203.346	7.829.475	67.136.063
211	Hides And Skins, Raw	1.368.915	14.441.839	683.575	8.629.475
212	Furskins, Raw	11.969	41.196	101.122	249.792
222	Oil Seeds Use For Extraction Ofsoft Fixed Vegetable Oils	64.262.781	1.386.585.936	33.401.189	741.182.628
223	Oil Seeds Use For Extraction Of Other Fixed Vegetable Oils	160.711	6.217.692	662.939	8.071.731
231	Natural Rubber Latex;natural Rubber And Similar Natural Gums	1.568.994	10.418.134	2.592.390	15.357.618
232	Synthetic Rubber Latex, Synthetic/reclaimed Rubber	21.126.111	194.778.008	39.941.564	319.790.829
244	Cork,natural,raw And Waste	3.114	38.282	11.607	178.136
245	Fuel Wood And Wood Charcoal	1.855.209	5.627.186	441.395	1.697.629
246	Wood In Chips Or Particles And Waste	368.430	6.739.148	87.952	1.057.970
247	Wood In The Rough Or Roughly Squared	1.383.131	28.507.763	485.007	10.278.353
248	Wood,Simply Worked And Railway Sleeper Of Wood	7.407.798	120.829.994	4.396.215	74.280.220
251	Pulp And Waste Paper	307.376.977	3.038.530.564	100.201.763	850.809.940
261	Silk	2.976	354.718	24.096	2.506.972
263	Cotton	54.172.990	506.727.572	73.979.390	685.379.426
264	Jute And Other Textile Bast Fibres	74.413	2.061.642	40.440	1.194.301
265	Vegetable Textile Fibres,raw Or Processed;waste Of These Fibres	155.278	1.104.011	111.717	1.039.739
266	Synthetic Fibres Suitable For Spinning	9.062.244	107.642.777	18.467.808	187.385.764
267	Other Man-made Fibres Suitable For Spinning And Waste	4.815.941	46.752.587	16.217.260	163.154.386
268	Wool And Other Animal Hair	77.785	1.285.230	622.127	6.554.498
269	Old Clothing And Other Old Textile Articles; Rags	97.548	221.367	663.311	825.731
272	Fertilizers, Crude	42.253.150	667.323.669	7.939.657	147.551.563
273	Stone, Sand And Gravel	146.343.040	1.412.391.039	7.200.333	68.285.473
274	Sulphur And Unroasted Iron Pyrites	20.005.563	189.725.486	1.616.977	33.761.529
277	Natural Abrasives	3.027.123	16.629.092	1.019.344	6.269.574
278	Other Crude Minerals	251.403.722	2.472.562.184	27.228.445	260.551.104
281	Iron Ore And Concentrates	160.147.548	1.198.159.496	18.257.879	166.199.176
282	Waste And Scrap Metal Of Iron/steel	234.480.037	1.269.949.021	75.389.313	378.185.710
283	Copper Ores And Concentrates	8.704	10.156.880	39.673	17.278.319
284	Nickel Ores And Concentrates	7	3.234	105	10.485
285	Aluminium Ores And Concentrates	1.149.913	304.476.052	622.518	85.110.188
286	Ores And Concentrates Of Uraniumand Thorium	0	2	0	6
287	Ores And Concentrates Of Basemetals	1.961.819	18.857.710	2.239.723	19.990.502
288	Non-ferrous Base Metal Waste And Scraps	4.519.326	33.373.359	9.792.751	58.402.041
289	Ores And Concentrates Of Precious Metals; Waste,scraps	0	84	0	10.292
291	Crude Animal Materials	468.516	8.801.631	1.750.925	24.211.953
292	Crude Vegetable Materials	1.155.213	12.928.661	5.758.221	52.016.097
321	Coals, Pulverized Or Not	2.971.437	67.321.257	710.331	21.883.924

**I-2 IMPOR MENURUT GOLONGAN BARANG SITC / IMPORT BY SITC COMMODITY GROUPS**  
**\*\*\* NOVEMBER / NOVEMBER 2009 \*\*\***

SITC	Uraian golongan barang Group description	Berat bersih/ Net weight(Kg)		Nilai/Value C.I.F.(US\$)	
		Bulan ini Current month	Kumulatif Cum.Jan.to date	Bulan ini Current month	Kumulatif Cum.Jan.to date
<b>C. By Commodity 3 digit SITC</b>					
322	Briquettes, Lignite And Peat	736.893	1.808.229	200.928	1.135.437
325	Coke And Semi Coke Of Coal/lignite/peat	6.791.301	52.596.966	2.245.622	15.992.547
333	Petroleum Oil, Crude	1.309.948.668	13.916.408.040	797.968.864	6.527.484.683
334	Petroleum Products, Refined	1.492.675.917	17.349.665.042	971.514.023	9.646.761.292
335	Residual Petroleum Products, And Related Materials	64.900.255	596.655.257	35.325.398	292.953.754
342	Liquefied Propane And Butane	43.136.255	866.746.326	29.238.396	424.690.912
343	Natural Gas, Liquefied Or Not	0	3.931.433	0	2.156.889
344	Petroleum Gases And Other Gas	652	52.531.403	10.162	26.964.347
345	Coal Gas, Water Gas And Similar Gas	18	1.742	3.143	22.360
411	Animal Oils And Fats	490.042	6.916.017	1.049.663	12.349.101
421	Fixed Vegetable Fats And Oils Soft,crude,refined Or Fractioned	1.641.500	20.090.255	2.190.471	25.925.156
422	Fixed Vegetable Fats And Oils Solid,crude,refined Or Fractioned	2.325.940	25.218.890	1.835.215	19.819.669
431	Animal And Vegetable Oil; Fat Processed And Their Wax	3.482.949	31.585.947	5.261.480	47.495.332
511	Hydrocarbon And Their Halogenated, Nitrated Derivatives	146.335.157	1.992.052.683	136.641.026	1.627.943.838
512	Alcohols,phenols,phenol-alcohols And Their Halogenated	48.424.606	525.734.990	42.294.635	416.223.348
513	Carboxylic Acids,and Their Anhydrides,halides,peroxides	29.059.104	315.211.326	36.168.452	384.394.356
514	Nitrogen-function Compounds	11.620.397	130.363.186	29.449.435	325.448.802
515	Organo-inorganic And Heterocyclic Compounds	11.982.697	124.256.804	40.534.524	473.153.295
516	Other Organic Chemicals	11.116.405	109.255.517	20.673.527	195.249.852
522	Inorganic Chemical Elements, Oxides And Halogen Salts	46.619.710	598.565.448	43.418.905	371.691.626
523	Metallicsalts And Peroxysalts	150.914.736	1.319.301.166	40.423.619	408.324.818
524	Other Inorganic Chemicals;chemical Compound Of Precious	2.573.425	20.697.332	2.101.388	18.634.267
525	Radioactive And Associated Materials	14.393	50.037	304.043	2.935.574
531	Synthetic Organic; Colouring Matter	4.037.893	49.000.558	19.425.584	222.432.870
532	Dyeing/tanning Extracts And Synthetic Tanning Materials	918.314	9.363.071	1.264.147	12.804.546
533	Pigments, Paints, Varnishes, And Related Materials	18.569.155	182.509.697	41.852.802	401.694.603
541	Medicinal And Pharmaceutical Products	1.361.865	15.637.909	26.465.291	301.920.312
542	Medicaments, Including Veterinary Medicaments	1.039.468	10.556.149	28.828.949	241.522.316
551	Essential Oils, Perfumes, And Flavour Materials	2.304.553	23.673.938	26.266.771	272.705.461
553	Perfumery, Cosmetics, And Toilet Preparations	2.588.681	46.064.760	15.758.094	192.609.379
554	Soap,cleansing And Polishing Preparations	6.486.066	74.115.949	14.160.450	154.142.335
562	Fertilizers, Manufactured	210.693.113	1.964.727.161	60.265.309	751.849.321
571	Polymers Of Ethylene In Primary Forms	34.550.270	372.056.488	45.728.723	443.123.805
572	Polimers Of Styrene In Primary Forms	11.065.477	109.231.809	18.478.102	166.793.959
573	Polimers Of Vinyl Chloride In Primary Forms	3.932.121	39.002.941	4.763.411	47.795.569
574	Poliacetals And Polycarbons In Primary Forms	18.472.482	184.997.531	34.460.312	317.454.418
575	Other Plastics In Primary Forms	64.354.688	683.653.113	110.474.160	1.070.989.096
579	Waste And Scrap Of Plastics	420.731	2.152.401	195.556	935.392
581	Tubes, Pipes, And Hoses Of Plastics	1.314.791	13.756.911	6.782.305	60.846.097
582	Plates, Sheets, And Film Of Plastics	17.294.824	165.920.254	39.361.930	374.836.794
583	Monofilament And Rod Of Plastics	142.236	1.613.570	670.295	7.314.457
591	Disinfectants, Insecticides, And Fungicides Put In Forms	4.688.722	32.476.649	14.110.392	151.511.417
592	Starches, Inulin, And Wheat Glutenal Buminoidal Substances; Glues	107.999.951	378.830.755	50.147.829	285.007.258
593	Explosive And Pyrotechnic Products	1.011.792	15.050.146	4.970.915	50.072.173
597	Additive For Mineral Oils	13.036.755	109.015.267	34.724.654	292.675.004
598	Miscellaneous Chemical Products	21.203.999	250.511.371	61.863.152	602.429.251
599	Residual products of chemical or allied industries, sewage	0	514	0	4.408
611	Leathers	2.400.393	23.986.376	17.098.327	192.328.746
612	Manufactures And Composition Leathers	65.272	453.481	172.655	3.088.628
613	Furskins, Tanned Or Dressed	0	4.553	0	65.506
621	Materials Of Rubber	3.916.273	32.554.723	17.027.751	134.857.670
625	Rubber Tyre,tyre Cases,tyre Treads,inner Tubes, And Tyre Flaps	8.327.439	74.267.144	34.943.063	308.885.367
629	Articles Of Rubbers	2.937.659	27.467.815	23.950.190	208.016.331
633	Cork Manufactures	46.459	468.821	178.997	1.408.005
634	Veneers,plywood,improved/reconstituted Wood Worked	31.768.832	292.867.160	11.857.695	109.722.237
635	Wood Manufactures	725.684	10.483.280	1.892.879	18.567.073
641	Papers And Paperboards	48.182.950	387.137.285	56.257.994	447.477.777
642	Paper And Paperboard Cut To Size/shape And Article Of Papers	7.519.788	142.612.586	24.069.119	258.582.836
651	Textile Yarns	10.288.706	106.307.481	31.994.986	315.030.215
652	Cotton Fabrics, Woven	8.164.172	81.095.752	64.557.533	580.926.993
653	Fabrics, Woven, Of Man-made Fibres	6.374.182	69.785.405	41.851.579	447.419.014
654	Textile Fabrics, Woven, Other Than Of Cotton Or Man-made Fibres	662.864	6.870.378	4.307.746	61.547.765
655	Knitted Or Crocheted Fabrics	7.900.472	76.609.957	60.448.388	573.611.239
656	Tulle,lace,embroidery,ribbons,trimmings And Other Small Wares	1.110.647	12.993.502	14.610.727	149.692.161
657	Special Yarns,textile Fabrics	8.073.474	84.061.766	36.958.829	352.838.010
658	Made-up Articles, Wholly/chiefly Of Textile Materials	1.925.061	22.476.296	4.223.580	42.978.974
659	Floor Coverings	892.782	8.436.065	1.874.205	17.168.908
661	Lime,cement And Fabricated Construction Materials	86.053.267	1.427.696.542	6.412.974	92.832.641
662	Clay And Refractory Construction Materials	18.965.096	187.473.317	10.452.326	116.043.566
663	Mineral Manufactures	6.817.910	69.098.955	12.343.533	108.288.849
664	Glass	11.799.389	95.372.397	8.714.571	88.583.494
665	Glassware	7.828.052	75.474.343	5.733.110	60.176.219
666	Pottery	2.444.109	22.027.216	1.024.444	10.067.203
667	Pearl, Precious And Semi Precious Stones	126	9.789	4.128	584.700
671	Pig Iron,spiegeleisen,sponge Iron, And Ferro-alloys	8.325.774	304.072.714	9.885.999	152.806.593
672	Ingots And Other Iron/steel In Primary Forms	308.533.206	1.845.646.712	148.218.545	807.163.257
673	Flat Rolled Products, Not Clad	158.016.178	1.270.337.005	119.441.857	926.364.909



**I-2 IMPOR MENURUT GOLONGAN BARANG SITC / IMPORT BY SITC COMMODITY GROUPS**  
**\*\*\* NOVEMBER / NOVEMBER 2009 \*\*\***

SITC	Uraian golongan barang Group description	Berat bersih/ Net weight(Kg)		Nilai/Value C.I.F.(US\$)	
		Bulan ini Current month	Kumulatif Cum.Jan.to date	Bulan ini Current month	Kumulatif Cum.Jan.to date
<b>C. By Commodity 3 digit SITC</b>					
674	Flat Rolled Products, Clad Or Plated	53.149.586	347.553.539	50.609.468	351.202.406
675	Flat Rolled Products And Alloy Steels	30.552.442	374.596.710	48.064.521	554.500.047
676	Iron/steel Bars, Rods, Angels, Shaped And Sections	58.052.154	527.708.201	51.869.057	535.112.657
677	Rail/railway And Tractor Construction Of Iron/steel Materials	613.540	17.327.568	657.137	23.135.505
678	Wire Of Iron/steel	13.438.100	134.887.118	13.175.480	126.412.150
679	Tubes, Pipes, Hollow Profile, Pipe Fitting Of Iron/steel	43.642.252	538.278.479	82.815.520	1.231.566.689
681	Silver, Platinum, And Other Metal Of The Platinum Groups	4.149	31.001	759.836	10.503.283
682	Copper	8.412.462	138.532.578	51.014.173	463.216.800
683	Nickel	114.247	1.198.365	1.877.788	16.206.434
684	Aluminium	40.517.099	295.869.635	89.596.079	639.892.866
685	Lead	8.219.295	67.553.148	17.839.680	114.124.380
686	Zinc	9.059.069	98.207.938	19.161.245	157.468.512
687	Tin	46.495	455.515	1.223.443	8.517.461
689	Miscellaneous Non-ferrous Basemetals Employed In Metallurgy	175.133	1.533.704	2.579.549	12.444.093
691	Structures And Parts Of Iron/steel Or Aluminium	15.746.010	133.744.964	48.675.656	345.963.908
692	Metal Containers For Storage And Transportations	4.091.942	54.151.657	9.378.947	143.800.149
693	Wire Products And Fencing Grills	6.124.887	58.014.758	10.571.780	104.725.268
694	Nails, Screws, Nuts, Bolts, Rivets Of Iron/steel Or Copper	9.874.755	93.142.951	31.009.654	268.587.413
695	Tools For Used In The Hand Or In Machines	3.219.581	32.054.983	17.847.411	192.114.789
696	Cutlery	585.351	7.490.761	1.804.207	24.478.254
697	Household Equipment Of Base Metals	2.497.753	27.505.594	5.496.283	59.967.890
699	Manufactures Of Base Metals	25.900.919	241.879.114	81.443.362	676.310.132
711	Steam And Other Vapour Generating Boilers And Parts	14.106.642	147.022.644	51.281.921	610.799.412
712	Steam Or Other Generating Boilers And Parts	5.682.935	37.802.930	29.835.738	353.285.123
713	Internal Combustion Piston Engines And Parts	8.892.631	99.511.309	92.000.988	942.472.464
714	Engines And Motors, Non-electric And Parts	166.862	4.325.755	16.171.304	446.385.159
716	Rotating Electric Plants And Parts	10.008.619	84.838.138	55.818.742	624.243.710
718	Other Power Generating Machines And Parts	821.299	8.142.134	14.809.515	130.427.576
721	Agricultural Machinery And Parts	1.142.368	9.547.128	4.515.349	58.249.621
722	Tractors	193.069	3.294.380	1.182.524	21.025.613
723	Civil Engineering And Contractor Plants And Equipments/parts	21.643.363	194.711.837	127.646.580	1.392.586.541
724	Textile/leather Machinery And Parts	5.888.684	46.346.743	42.666.856	307.335.093
725	Papermill/pulpmill Machinery And Paper Cutting Machines	1.643.830	20.848.443	17.680.373	242.351.078
726	Printing/book Binding Machinery And Parts	1.709.597	15.644.971	58.732.976	470.885.794
727	Food Processing Machines And Parts	1.950.248	30.950.804	16.480.531	162.886.421
728	Other Machines And Equipment Specialized For Particular Industry	10.583.221	94.482.211	75.351.314	881.863.685
731	Machine Tools By Removing Metal	1.549.054	16.379.575	12.783.877	174.786.264
733	Machine Tool For Working Metals	2.410.944	20.575.427	10.249.983	128.034.789
735	Parts Of Machine Tools	352.244	4.050.537	3.591.311	60.062.668
737	Metalworking Machinery And Parts	1.761.876	21.043.358	11.166.922	148.408.548
741	Heating And Cooling Equipments And Parts	8.920.528	112.176.699	64.411.386	871.123.374
742	Pumps For Liquid And Parts	6.613.229	62.377.027	43.161.278	486.138.431
743	Pumps, Compressors, Fans, Blowers, Centrifuges, And Parts	8.131.343	89.447.238	95.958.552	774.769.296
744	Mechanical Handling Equipments And Parts	9.040.192	111.579.006	46.023.893	577.364.738
745	Other Non-electrical Machinery, Tools, And Mechanical Apparatus	2.490.280	22.420.378	48.902.902	367.204.149
746	Ball Or Roller Bearings	3.085.823	27.920.399	26.748.371	238.406.344
747	Taps, Cocks, And Valves For Pipes	3.951.493	48.721.829	50.493.236	569.462.038
748	Transmission Shafts And Cranks	7.471.371	77.896.373	68.458.085	650.176.917
749	Non-electric Parts And Accessories Of Machineries	2.005.914	21.555.623	26.032.246	279.483.137
751	Office Machines	2.841.157	28.076.072	36.275.947	379.567.155
752	Automatic Data Processing Machines And Their Units	3.591.220	31.794.047	129.877.015	1.047.906.926
759	Parts And Accessories For Machine Of Heading 751 Or 752	1.329.680	16.470.736	41.676.574	463.032.411
761	Television Receivers	1.890.457	24.090.226	34.314.418	173.357.355
762	Radio Broadcast Receivers	110.823	1.387.608	2.256.206	90.379.279
763	Sound Recorders Or Reproducers	228.182	3.115.216	2.339.254	40.478.450
764	Telecommunication Equipments And Parts	9.099.634	96.688.225	500.105.574	4.074.114.876
771	Electric Power Machinery And Parts	3.145.005	31.241.339	24.294.934	362.972.072
772	Electrical Apparatus For Making And Breaking Electrical Circuits	6.437.019	65.141.315	121.858.216	1.275.761.528
773	Equipment For Distributing Electricity	5.808.916	80.649.369	44.076.316	499.727.581
774	Electrical Apparatus For Medical Purposes And Radiological	209.562	1.254.134	11.130.909	61.550.241
775	Household Type, Electrical/non-electrical Equipments	7.172.153	71.073.682	30.060.628	283.132.651
776	Thermionic, Cold Cathode, And Photo Cathode Valves/tubes	3.618.598	35.091.115	133.158.375	1.251.415.523
778	Electrical Machinery And Apparatus	12.296.838	118.201.244	141.643.244	1.291.629.461
781	Passenger Motor Cars	11.853.181	79.365.270	118.330.083	784.916.660
782	Motor Vehicle For The Transportation Of Goods	13.405.074	206.114.594	94.758.239	1.131.352.951
783	Road Motor Vehicles	1.186.584	6.514.621	4.232.848	35.820.105
784	Parts And Accessories Of The Motor Vehicles	13.797.520	127.392.853	101.996.609	919.495.812
785	Motorcycles, Scooters, And Other Cycles Motorized/non Motorized	11.158.316	99.967.977	46.939.633	469.977.732
786	Trailers And Other Vehicles, Not Motorized	1.065.273	11.111.184	4.263.112	50.444.388
791	Railway Vehicles And Associated Equipments	191.491	5.604.709	1.646.080	42.432.991
792	Aircraft And Associated Equipments And Parts	449.435	5.864.714	226.396.616	2.535.057.652
793	Ships, Boats, And Floating Structures	98.810.985	861.028.193	189.399.495	2.525.767.569
811	Prefabricated Buildings	232.298	5.320.744	482.377	20.985.081
812	Sanitary, Plumbing, Heating, And Lighting Fixtures/fittings	3.242.985	18.098.932	5.669.515	60.800.276
813	Lighting Fixtures And Fittings	1.449.118	16.084.880	6.135.061	59.138.398
821	Furnitures And Parts	5.176.730	47.733.452	15.419.279	118.777.042
831	Travel Goods	1.517.791	18.696.272	7.425.547	65.318.280

**I-2 IMPOR MENURUT GOLONGAN BARANG SITC / IMPORT BY SITC COMMODITY GROUPS**  
**\*\*\* NOVEMBER / NOVEMBER 2009 \*\*\***

SITC	Uraian golongan barang <i>Group description</i>	Berat bersih/ <i>Net weight</i> (Kg)		Nilai/ <i>Value C.I.F</i> (US\$)	
		Bulan ini <i>Current month</i>	Kumulatif <i>Cum.Jan.to date</i>	Bulan ini <i>Current month</i>	Kumulatif <i>Cum.Jan.to date</i>
<b>C. By Commodity 3 digit SITC</b>					
841	Men's Coats/jackets, Not Knitted	300.174	3.520.318	1.818.259	19.759.255
842	Women's Coats/jacket, Not Knitted	559.954	8.007.965	3.119.830	35.201.569
843	Men's Coats/jackets, Knitted	127.060	1.308.059	802.028	8.951.406
844	Women's Coats/jackets, Knitted	981.264	8.474.314	3.467.924	31.073.595
845	Articles Of Apparel	1.102.661	10.454.498	6.932.031	67.679.104
846	Clothing Accessories Of Textiles Fabrics	278.720	3.144.356	4.349.204	33.773.773
848	Articles Of Apparel And Clothing Accessories Of Other Than Textile	843.721	9.070.063	4.531.889	50.840.344
851	Footwears	2.300.208	29.064.347	10.531.834	121.623.695
871	Optical Instrument And Apparatus	59.105	545.141	2.073.410	17.692.800
872	Medical Instruments And Appliances	972.312	10.928.828	14.016.651	122.151.214
873	Meters And Counters	767.887	7.422.381	10.044.847	96.593.081
874	Measuring, Checking, Analysing, And Controlling Instrument And	1.941.845	22.054.786	52.259.732	508.421.557
881	Photographic Apparatus And Equipments	151.794	1.495.379	2.845.324	31.385.623
882	Photographic And Chinematographic Supplies	968.582	13.098.118	5.530.514	59.072.301
883	Cinematograph Film, Exposed And Developed	4.734	45.863	334.947	3.206.049
884	Optical Goods	339.884	3.763.339	13.061.966	131.960.892
885	Watches And Clocks	280.125	3.684.043	2.894.241	33.369.591
891	Arms And Ammunitions	196.209	759.062	43.468.795	83.292.327
892	Printed Matter	1.133.860	12.363.825	9.807.071	123.157.509
893	Article Of Plastics	11.130.327	115.323.954	40.432.277	371.369.162
894	Baby Carriages, Toys, Games, And Sporting Goods	3.112.509	35.303.952	10.594.943	103.753.857
895	Office And Stationery Supplies	1.412.636	17.461.757	9.156.806	77.138.175
896	Works Of Art, Collectors Pieces And Antiques	30.360	633.006	205.121	3.414.156
897	Jewellery, Goldsmith, Silversmith Wares, And Other Articles	370.572	3.412.289	2.507.867	21.625.769
898	Musical Instrument And Parts/accessories	1.798.401	14.816.105	21.352.070	231.777.157
899	Other Miscellaneous Manufactured Articles	4.472.368	40.408.660	25.487.668	249.844.577
961	Coin Not Being Legal Tender	1	25.153	18	95.849
971	Gold, Non-monetary	10.334	82.073	3.549.014	20.979.034
<b>TOTAL IMPORT</b>		<b>7.715.424.547</b>	<b>82.481.816.614</b>	<b>8.814.657.422</b>	<b>86.529.297.032</b>

**I.3. IMPOR MENURUT KOMODITI / IMPORT BY HS COMMODITY**  
**\*\*\*NOVEMBER / NOVEMBER 2009 \*\*\***

H S	Uraian Komoditi Commodity Description	Berat Bersih / Net Weight (Kg)		Nilai / Value C.I.F (US\$)	
		Bulan ini Current Month	Kumulatif Cum.Jan. to date	Bulan ini Current Month	Kumulatif Cum.Jan. to date
0102100000	Live bovine,pure-bred breeding animals	0	11.250	0	25.074
0102901000	Live oxen, other than pure-bredbreeding animals	20.513.604	220.148.925	38.552.870	410.022.516
0102902000	Live buffaloes, other than pure-bredbreeding animals	63.350	824.814	117.084	1.416.214
0104209000	Live goats,other than breeding animals	21	21	243	243
0105111000	Breeding fowls spec.gallus domesticus,live, weight <=185g	0	22	0	62
0105941000	Breed.fowl of the spec.gallus domesticus,oth than fighting cock, weight<=2000 g	925	3.632	40.784	162.808
0106200000	Live reptiles (including snakes andturtles)	0	609	0	3.186
0201200000	Oth cuts with bone in of bovine animals,fresh or chilled	0	4.296	0	28.214
0201300000	Meat of bovine animals, boneless,fresh or chilled	133.757	1.650.348	569.689	5.966.372
0202100000	Carcasses & half-carcasses of bovineanimals, frozen	0	28.642	0	74.157
0202200000	Oth cuts with bone in of bovine animals,frozen	355.456	3.322.857	894.779	6.151.149
0202300000	Meat of bovine animals, boneless,frozen	6.046.741	54.786.488	16.985.706	153.311.820
0203290000	Other meat of swine, frozen	16.820	162.800	24.320	195.844
0204220000	Oth cuts with bone in of sheep,fresh or chilled	1.569	44.043	16.955	202.689
0204230000	Other meat of sheep, boneless, fresh orchilled	387	30.271	4.241	123.981
0204410000	Carcasses & half-carcasses of sheep,frozen	0	70.358	0	369.484
0204420000	Oth cuts with bone in of sheep, frozen	13.548	221.855	123.158	1.087.602
0204430000	Other meat of sheep, boneless, frozen	4.816	143.088	31.918	715.323
0204500000	Meat of goats, fresh, chilled or frozen	0	207.448	0	545.060
0206210000	Tongues of bovine animals, frozen	884	194.290	1.213	370.212
0206220000	Livers of bovine animals, frozen	133.187	3.181.143	223.002	4.787.345
0206290000	Other edible offal of bovine animals,frozen	2.832.825	35.431.071	5.748.186	65.554.518
0206300000	Edible offal of swine,fresh or chilled	0	22.194	0	30.538
0206900000	Edible offal of sheep, goats, horses,asses, mules or hinnies, frozen	266.033	1.044.664	252.374	1.634.040
0207120000	Meat & edible offal of the spec. gallusdomesticus, not cut in piece, frozen	0	228.855	0	347.436
0207149000	Oth cuts & offals of fowl of the speciesgallus domesticus, frozen	121.831	2.313.571	185.106	3.293.369
0207250000	Meat and edible offal of turkeys, notcut in pieces, frozen	0	75.797	0	177.894
0207331000	Meat and edible offal of ducks,not cut in pieces, frozen	73.184	659.043	75.158	694.767
0208900010	Frogs legs	0	69.109	0	293.790
0210999000	Oth meat & edible, incl. frours & mealssalted, in brine, dried or smoked	0	73.395	0	484.357
0301101000	Ornamental fish fry, live	0	16	0	723
0301102000	Ornamental marine fish, live	0	24.528	0	7.257
0301103000	Freshwater ornamental fish, live	425	5.364	779	5.823
0301920000	Eels (anguilla spp.), live	0	700	0	30.509
0301994090	Other freshwater fish, live	41.303	517.808	57.280	613.598
0302190000	Oth salmonidae fish,excl.fillet,liverand roes, fresh or chilled	1.399	390.671	959	221.915
0302210000	Halibut fish, excl.fillets,liver & roesfresh or chilled	0	670	0	3.465
0302320000	Yellowfin tunas,excl.fillets, livers &roes, fresh or chilled	0	12.246	0	12.965
0302350000	Bluefin tunas,excl.fillets,liver & roesfresh or chilled	0	13	0	153
0302390000	Oth tunas, excl.fillets, livers & roes,fresh or chilled	350	374.605	240	234.192
0302610000	Sardines, excl. fillets, livers & roes,fresh or chilled	57.396	311.232	39.127	220.401
0302620000	Haddock, excl. fillets, livers & roes,fresh or chilled	0	164.017	0	355.071
0302640000	Mackerel, excl. fillets livers & roes,fresh or chilled	0	851.189	0	534.740
0302680000	Toothfish (dissostichus spp.)fresh or chilled	0	2.099	0	558
0302691010	Kerapu (cromilepte altivelis,epinephelu,leopardus) fresh or chilled	0	2.036	0	614
0302691090	Other marine fish excl.fillets, liversand roes, fresh or chilled	10.537	143.233	8.535	97.978
0302692010	Tilapia, excl.fillets, livers and roes,fresh or chilled	62.152	431.510	42.451	260.430
0302692090	Other freshwater fish, excl.fillets,livers and roes, fresh or chilled	38.912	204.033	26.569	130.709
0302700000	Livers & roes of fish, fresh/chilled	2.105	9.847	3.232	14.361
0303110000	Sockeye salmon, excl.fillets, livers &roes, frozen	0	13.481	0	56.608
0303190000	Oth pacific salmon, excl.fillet, liverand roes, frozen	8.400	43.931	8.630	47.880
0303210000	Trout, excl.fillets, livers and roes,frozen	0	8.434	0	45.551
0303220000	Atlantic & danube salmon, excl.fillets,livers and roes, frozen	49.121	267.014	406.003	1.903.686
0303290000	Other salmonidae, excl.fillets, liversand roes, frozen	177	114.351	1.945	483.241
0303310000	Halibut, excl.fillets, livers and roes,frozen	0	1.538	0	7.013
0303330000	Sole, excl.fillets, livers & roes,frozen	0	2.597	0	17.673
0303390000	Oth flat fish, excl.fillets, livers &roes, frozen	49.740	286.421	27.357	404.098
0303410000	Albacore/longfinned tunas,excl.fillet,livers and roes, frozen	93.901	145.327	233.813	361.557
0303420000	Yellow fin tunas, excl.fillet, liver &roes, frozen	637.712	5.772.993	981.730	8.041.672
0303430000	Skipjack or stripe-bellied bonito,excl.fillets, livers and roes, frozen	850.483	4.110.430	919.766	3.873.584
0303490000	Oth tunas, excl.fillets,livers & roes,frozen	74.930	677.351	56.280	988.274
0303510000	Herring clupea harengus,clupea pallasii),excl.fillets,livers and roes,frozen	0	3.207	0	3.363
0303520000	Cod (gadus morhua, ogac, macrocephalu),excl.fillets,livers and roes,frozen	0	29.105	0	231.769
0303610000	Swordfish (xiphias gladius),excl.fillets,livers and roes,frozen	21.616	132.850	15.131	138.122
0303710000	Sardines, excl.fillets, livers and roes,frozen	363.000	3.131.323	228.943	2.047.770
0303740000	Mackerel, excl.fillets, livers and roes,frozen	6.171.707	82.760.229	4.393.108	55.554.612
0303750000	Dogfish and other sharks, excl.fillets,livers and roes, frozen	150	75.713	1.330	348.825
0303760000	Eels, excl.fillets, livers & roes,frozen	0	4.079	0	7.644
0303770000	Sea bass, excl.fillets, livers and roes,frozen	0	695	0	4.147
0303791090	Other marine fish, excl.fillets, liversand roes, frozen	1.164.304	14.873.442	898.483	10.664.022
0303792010	Tilapia, excl.fillets, livers and roes,frozen	48.000	443.791	30.372	266.012
0303792090	Other freshwater fish, excl.fillets,livers and roes, frozen	42.285	984.825	22.316	710.369

**I.3. IMPOR MENURUT KOMODITI / IMPORT BY HS COMMODITY**  
**\*\*\*NOVEMBER / NOVEMBER 2009 \*\*\***

H S	Uraian Komoditi Commodity Description	Berat Bersih / Net Weight (Kg)		Nilai / Value C.I.F (US\$)	
		Bulan ini Current Month	Kumulatif Cum.Jan. to date	Bulan ini Current Month	Kumulatif Cum.Jan. to date
0303801000	Livers of fish, frozen	0	1.184	0	2.875
0303802000	Roes of fish, frozen	0	6.383	0	30.880
0304290000	Other fish fillets,frozen	166.838	1.730.929	467.598	4.066.185
0304990000	Other fish meat (whether or not minced)frozen	0	209.793	0	141.363
0305100000	Flours, meals and pellets of fish,fit for human consumption	300	4.079	4.688	39.962
0305201000	Livers & roes of freshwater fish, dried,salted or salted or in brine	0	608.887	0	422.449
0305209000	Others livers & roes of fish, dried,smoked, salted or in brine	0	16.301	0	39.762
0305300000	Fish fillets, dried,salted or in brine,but not smoked	2.856	119.380	1.121	515.752
0305410000	Pacific salmon, smoked, incl.fillets	0	2.445	0	12.404
0305490000	Other smoked fish, including fillets	0	261.723	0	321.132
0305591000	Sharks fins, dried, salted/unsaltedbut not smoked	5.497	90.335	55.026	890.356
0305592000	Marine fish, including anchovies, dried,salted/unsalted, but not smoked	3.594.721	20.405.369	2.747.427	14.796.698
0305599000	Other dried fish, salted/unsalted butnot smoked	222.215	2.072.475	169.983	1.702.001
0305691000	Marine fish, incl sharks fin,salted butnot dried or smoked and in brine	0	119	0	1.106
0305699000	Other fish, salted but not dried orsmoked and in brine	0	6.702	0	7.399
0306110000	Rock lobsters and oth sea crawfish, ( Ja,Palinurus,Panulirus spp.) frozen	25.013	202.341	99.099	670.790
0306130000	Shrimps and prawns, frozen	303.677	3.710.885	250.902	5.860.035
0306140000	Crabs, frozen	26.609	1.304.409	143.071	5.700.909
0306190000	Other, incl flours, meals & pellets ofcrustac, fit for human consump,frozen	476	79.520	7.500	340.814
0306213000	Rock lobsters and other sea crawfish,fresh or chilled	0	23.200	0	11.600
0306221000	Lobsters (homarus spp), breeder	0	1	0	90
0306231000	Shrimps and prawns, breeder	0	4.516	0	163.482
0306232000	Shrimps and prawns,other than breeder,live	0	190	0	4.158
0306234900	Other shrimps and prawns, driedin oth than airtight containers	0	39.364	0	56.465
0306249900	Other crabs, not frozennot in airtight containers	0	4.696	0	25.905
0306299900	Other crustaceans, not frozenin oth than airtight containers	100	1.174	2.501	15.052
0307101000	Oysters, live	0	37.342	0	42.587
0307102000	Oysters, fresh, chilled or frozen	0	38.424	0	86.238
0307103000	Oysters, dried, salted or in brine	0	223	0	596
0307212000	Scallops, fresh or chilled	0	225	0	2.805
0307291000	Scallops, frozen	4.946	274.333	10.706	762.599
0307312000	Mussels, fresh or chilled	0	5.192	0	16.598
0307391000	Mussels, frozen	0	82.142	0	227.644
0307412000	Cuttle fish and squid,fresh or chilled	0	1.720	0	3.342
0307491000	Cuttle fish and squid, frozen	116.533	8.942.095	183.084	7.362.810
0307492000	Cuttlefish&squid,dried,salted/in brine	0	263	0	877
0307512000	Octopus, fresh or chilled	4.603	13.641	6.773	41.852
0307591000	Octopus, frozen	68.443	729.881	188.945	1.379.901
0307602000	Snails, other than sea snails, fresh,chilled or frozen	0	483	0	905
0307991000	Other molluscs, frozen	2.173	94.315	3.473	96.292
0307992000	Beche-de-mer(trepang), dried, saltedor in brine	0	1.463	0	3.070
0307999000	Oth aquatic invertebrates not crstceans,for human consumpt dried,salted/in brine	0	21.755	0	37.614
0401100000	Milk and cream, not concentrated, no addssugar, of a fat content, by weight < 1%	136.800	2.002.215	337.752	5.223.071
0401200000	Milk and cream, not concentrated, no addssugar, of a fat content, by weight 1- 6	42.769	6.509.959	36.834	8.428.601
0401300000	Milk and cream, not concentrated, no addssugar, of a fat content, by weight > 6%	85.047	855.979	189.319	1.549.665
0402103000	Milk&cream fat cont<=1.5%,in solid formadded sugar/oth sweet,in cont>= 20 kg	8.597.400	80.029.398	19.572.791	182.380.269
0402109000	Milk&cream fat cont<=1.5%,in solid formadded sugar/oth sweet,in cont< 20 kg	818.793	10.470.382	1.790.736	25.454.272
0402212000	Milk&cream fat cont> 1.5%,in solid formnot added sugar/oth sweet,in cont>=20 kg	2.679.195	21.715.881	6.715.159	55.166.402
0402219000	Milk&cream fat cont> 1.5%,in solid formnot added sugar/oth sweet,in cont<20 kg	216.590	1.823.645	895.089	7.261.576
0402292000	Milk&cream fat cont> 1.5%,in solid formadded sugar/oth sweet,in cont>= 20 kg	0	3.824.375	0	7.889.283
0402299000	Milk&cream fat cont> 1.5%,in solid formadded sugar/oth sweet,in cont< 20 kg	2.173.728	19.481.371	3.495.532	70.639.400
0402910000	Other milk & cream, not containingadded sugar/other sweetening	0	59.864	0	139.128
0402990000	Other milk&cream, containing addeddsugar/other sweetening	100.800	2.350.598	177.247	3.278.676
0403101100	Yoghurt in liquid form, incl. condensedform,cont.fruits, nuts, cocoa or flavor	720	60.083	3.974	88.292
0403101900	Yoghurt in other form, containing fruits,nuts, cocoa or flavoring matter	13.774	172.286	38.445	381.363
0403109100	Yoghurt in condensed form, not contain fnut, cocoa, or flavoring matter	0	5.834	0	4.391
0403109900	Yoghurt in other form, not contain fruitnut, cocoa, or flavoring matter	0	92.894	0	126.323
0403901000	Buttermilk	607.853	8.041.777	1.069.449	14.717.598
0403909000	Curdled milk and cream, kephir & otherfermented milk and cream	33.264	349.062	59.934	495.816
0404101100	Whey, whether/not concentrated/containadd sugar/sweetening,for human consurr	5.495.637	45.996.905	5.446.846	46.347.506
0404101900	Modified whey,whether/not concentr/contadd sugar/sweetening,for human consun	1.959.680	11.907.910	3.530.887	19.184.292
0404109900	Modified whey,whether/not concentr/contadd sugar/sweetening,for animal feeding	0	151	0	27.317
0404900000	Oth products consisting of natural milk	168.000	1.117.168	122.390	844.000
0405100000	Butter derived from milk	472.896	4.564.636	1.213.259	11.500.957
0405200000	Dairy spreads derived from milk	0	100.000	0	93.193
0405901000	Anhydrous butterfat derived from milk	536.557	6.600.580	1.601.681	18.650.848
0405902000	Butter oil derived from milk	20.100	79.200	79.514	274.239
0405903000	Ghee derived from milk	0	2.226	0	3.764
0405909000	Other fats and oils derived from milk	500	597.727	5.480	2.098.022
0406101000	Fresh cheese (unripened or uncurd),including whey cheese	728.060	7.182.267	2.238.156	21.262.896
0406109000	Fresh curd (unripened or uncurd)	38.400	315.456	136.218	1.066.489
0406201000	Grated/powdered cheese,in packages ofa gross weight exceeding 20 kg	0	99.441	0	594.471

**I.3. IMPOR MENURUT KOMODITI / IMPORT BY HS COMMODITY**  
**\*\*\*NOVEMBER / NOVEMBER 2009 \*\*\***

H S	Uraian Komoditi Commodity Description	Berat Bersih / Net Weight (Kg)		Nilai / Value C.I.F (US\$)	
		Bulan ini Current Month	Kumulatif Cum.Jan. to date	Bulan ini Current Month	Kumulatif Cum.Jan. to date
0406209000	Grated/powdered cheese,in packages ofa gross weight <= 20 kg	22.154	197.585	82.569	770.449
0406300000	Processed cheese,not grated or powdered	385.854	4.226.262	1.551.058	17.872.467
0406400000	Blue veined cheese and oth cheesecont veins prod by penicillium roquefort	20	331	100	1.258
0406900000	Other cheese	38.512	764.178	139.284	2.971.859
0407001900	Other birds' eggs, fresh for hatching	0	690	0	10.800
0408100000	Egg yolks, dried	10.987	266.462	51.608	1.412.350
0408190000	Egg yolks, other than dried	12	40.746	148	107.255
0408910000	Birds' eggs, not in shell, dried	97.238	875.965	518.588	5.390.770
0408990000	Birds eggs, not in shell, oth than dried	0	3.506	0	7.800
0409000000	Natural honey	404.019	7.160.502	729.796	11.525.391
0410001000	Birds' nests	0	1.784	0	10.331
0410009000	Other edible products of animal origin,not elsewhere specified or included	360	39.649	10.440	276.168
0501000000	Human hair, unworked, whether or notwashed or scoured; waste of human hair	6.497	108.479	358.107	6.069.659
0502100000	Pigs', hogs' and boars' bristles andhair and waste thereof	0	282.025	0	1.824.826
0502900000	Badger hair and other brush making hairand waste thereof	126.577	657.110	811.887	4.777.986
0504000000	Animals guts, bladder & stomachs, fresh,chilled,frozen,salt.,brined,dried/smoked	0	33	0	11
0505101000	Duck feathers and down, of a kind usedfor stuffing	4.324	232.108	62.092	2.767.052
0505109000	Feathers and down other than duck, ofa kind used for stuffing	0	30.667	0	601.904
0505901000	Duck feathers and down, used other thanfor stuffing	13.811	111.686	66.843	462.417
0505909000	Other skins and parts of birds; powderand wsate of feather or part of feathers	224.450	4.999.461	257.088	4.460.936
0506100000	Ossein and bones treated with acid	0	9	0	148
0507101000	Rhinoceros horns; ivory powder andwaste	0	751	0	9.943
0507901000	Horns,antlers,hoooves,nails,claws andbeaks, unworked/ simply prepared/not cut	0	272	0	2.115
0507909000	Whalebone and whalebone hair; powderand waste of these products	0	55	0	1.229
0508001000	Coral&similar material,unworked/ simplyprepared but not otherwise worked	0	1.680	0	41.000
0508002000	Shells of molluscs, crustaceans/echinoderms,unworked/ simply prepared uncut	0	184.375	0	128.766
0508009000	Cuttle-bone,unworked/ simply preparednot cut to shape,powder&waste thereof	25.995	380.274	16.215	171.781
0510002000	Musk , used in the prep of pharmaceuticafresh, chilled, frozen and otherwise	0	5	0	22
0510009000	Ambergris,castoreum,civet; bile; glands& oth animal prod.used in pharmaceutical	0	66	0	5.711
0511100000	Bovine semen	0	90	0	136.739
0511911000	Dead animals of fish/crustaceans,molluscs/other aquatic invertebrates	0	56.000	0	36.582
0511912000	Roes	0	49	0	113
0511913000	Artemia egg (brine shrimp egg)	6.632	106.583	54.905	1.276.879
0511919000	Oth.product of fish or crustaceans,moluscs or oth.aqua invertebrates	13.000	67.541	73.488	184.768
0511999000	Other animal products not elsewherespecified or included	47.230	1.582.312	50.300	1.251.366
0601100000	Bulbs, tubers, tuberous roots, corms,crowns & rhizomes, dormant	0	18.026	0	61.910
0601209000	Bulbs,tubers,tuberous roots, cormscrowns & rhizomes, in growh or in flower	88	101.293	283	264.043
0602109000	Unrooted cutting and slips of oth plants	1.271	28.030	2.536	65.547
0602200000	Trees, shrubs & bushes, grafted or not,of kinds which bear edible fruit or nuts	1.912	1.912	5.813	5.813
0602400000	Roses, grafted or not	0	1.059	0	16.221
0602902000	Orchid seedlings	188	37.891	700	61.111
0602906000	Rubber budwood	0	79	0	1.694
0602909000	Other live plants; mushroom spawn	194	93.850	3.138	50.578
0603130000	Orchids, fresh flowers of a suitablefor bouquets/ornamental purpose	0	26.452	0	372.960
0603140000	Chrysanthenums, fresh flowers of a kindsuitable for bouquets/ornamental purpose	0	2.016	0	16.880
0603900000	Flowers of a suitable for ornamental, dried, dyed, bleached / othwise prep	878	1.298	4.195	12.023
0604100000	Mosses and lichens	0	44.387	0	73.898
0604990000	Foliage, branches & oth parts of plants,other than fresh	0	21.055	0	18.485
0701100000	Potatoes seed, fresh or chilled,	0	2.255.201	0	1.591.505
0701900000	Potatoes, other than seed, fresh or chilled	1.666.328	9.542.875	1.197.884	5.152.726
0702000000	Tomatoes, fresh or chilled	3.327	42.677	8.010	88.484
0703101100	Onions bulbs for propagationfresh or chilled	0	75.600	0	15.955
0703101900	Onions,fresh/chilled,oth.than bulbsfor propagation	5.378.059	32.321.777	2.130.670	12.215.217
0703102100	Shallots bulbs for propagationfresh or chilled	0	3.574.820	0	1.350.721
0703102900	Shallots,fresh/chilled,oth than bulbsfor propagation	288.421	62.235.990	136.637	26.824.519
0703201000	Garlic bulbs for propagationfresh or chilled	0	280.000	0	31.696
0703209000	Garlic,fresh/chilled, oth than bulbsfor propagation	32.531.744	380.314.855	15.650.081	150.937.193
0703901000	Leeks & oth.alliaceous, fresh/chilledbulbs for propagation	0	125	0	322
0703909000	Leeks & oth.alliaceous, fresh/chilledoth than bulbs for propagation	27.596	384.823	46.468	518.934
0704101000	Cauliflowers, fresh or chilled	13.678	164.696	16.002	166.425
0704102000	Headed broccoli, fresh or chilled	34.455	356.786	35.220	377.075
0704200000	Brussels sprouts, fresh or chilled	0	326	0	1.121
0704901000	Cabbages, fresh or chilled	4.952	183.167	7.267	116.364
0704909000	Kohlrabi, kale and similar ediblebrassiccas, fresh or chilled	11.239	175.134	26.655	195.212
0705110000	Cabbage lettuce (head lettuce), freshor chilled	5.966	79.212	11.198	127.790
0705190000	Other lettuce, fresh or chilled	18.411	51.100	15.046	49.647
0705210000	Witloof chicory, fresh or chilled	0	100	0	217
0705290000	Other chicory, fresh or chilled	2.459	11.188	2.600	6.650
0706101000	Carrots, fresh or chilled	1.881.093	17.084.950	946.628	8.653.471
0706102000	Turnips, fresh or chilled	0	2.164	0	2.649
0706900000	Salad beetroot,salsify,celeriac,radishand similar edible roots,fresh/chilled	50	3.075	108	13.760
0707000000	Cucumbers and gherkins, fresh/chilled	3.436	18.593	4.756	28.540

**I.3. IMPOR MENURUT KOMODITI / IMPORT BY HS COMMODITY**  
**\*\*\*NOVEMBER / NOVEMBER 2009 \*\*\***

H S	Uraian Komoditi Commodity Description	Berat Bersih / Net Weight (Kg)		Nilai / Value C.I.F (US\$)	
		Bulan ini Current Month	Kumulatif Cum.Jan. to date	Bulan ini Current Month	Kumulatif Cum.Jan. to date
0708100000	Peas (pisum sativum), fresh/chilled	392.294	10.011.677	144.435	3.529.073
0708200000	Beans (vigna spp., phaseolus spp.),fresh or chilled	0	144.314	0	47.134
0708900000	Other leguminous vegetables, fresh orchilled	425	87.710	443	40.733
0709200000	Asparagus, fresh or chilled	441	21.241	1.095	22.292
0709300000	Aubergines (egg-plants),fresh/chilled	0	961	0	283
0709400000	Celery oth than celeriac,fresh/chilled	3.858	60.520	10.386	98.167
0709510000	Mushrooms of the genus agaricus, freshor chilled	35.464	222.397	44.382	285.534
0709590000	Other mushrooms, fresh or chilled	57.491	515.963	60.856	554.747
0709601000	Chillies, other than giant chillies,fresh or chilled	156.275	612.884	103.933	399.304
0709609000	Other fruits of the genus capsicum orof the genus pimenta, fresh or chilled	2.559	94.373	6.346	100.992
0709700000	Spinach, new zealand spinach & orachespinach, fresh or chilled	1.969	18.691	2.757	21.575
0709901000	Globe artichokes	0	1.354	0	4.313
0709909000	Other vegetables, fresh or chilled	69.801	1.563.710	72.521	1.369.919
0710100000	Potatoes, frozen	395.979	4.203.602	390.417	4.423.192
0710210000	Peas (pisum sativum), frozen	47.829	1.492.277	48.885	903.626
0710220000	Beans (vigna spp.phaseolus spp), frozen	0	1.890	0	4.905
0710290000	Other leguminous vegetable, frozen	154.209	911.783	174.213	1.000.420
0710300000	Spinach,new zealand spinach and orachespinach (garden spinach), frozen	3.573	20.314	11.742	61.922
0710400000	Sweet corn, frozen	38.473	667.336	31.876	609.851
0710800000	Other vegetables, frozen	8.298	160.416	15.166	293.716
0710900000	Mixtures of vegetables, frozen	90.104	726.294	86.228	784.330
0711209000	Olives, preserved in other preservation	519	1.928	447	3.179
0711409000	Cucumber and gherkins, preserved inother preservation	0	691	0	2.265
0711519000	Mushrooms of the genus agaricuspreserved in other preservation	0	13.928	0	9.126
0711599000	Other mushrooms and trufflespreserved in other preservation	0	42.251	0	27.102
0711901000	Sweet corn, provisionally preserved	881	74.203	4.443	62.117
0711902000	Chillies, provisionally preserved	0	39.440	0	27.587
0711903000	Capers, provisionally preserved	0	294	0	1.838
0711904000	Onions, preserved by sulphur dioxide gas	0	16	0	21
0711909000	Oth vegetables, mixtures of vegetablesprovisionally preserved	9.874	101.398	12.510	127.810
0712200000	Onios, dried, whole, cut, sliced,broken/in powder, but not further prep	101.582	1.351.211	327.381	4.060.844
0712310000	Mushrooms (genus agaricus), dried,whole,broken/in powder, but not further prep	4.976	43.400	4.283	111.648
0712320000	Wood ears (auricularia spp.),dried,whole,broken/in powder, but not further prep	32.799	220.164	34.211	235.833
0712330000	Jelly fungi (tremella spp.),dried,whole,cut, broken/in powder,but not furth prep	0	58.456	0	61.474
0712391000	Truffles, dried, whole, cut, sliced,broken/in powder, but not further prep	4.251	28.776	11.429	65.427
0712392000	Shiitake(dong-gu),dried,whole,cut,sliced,broken/in powder, but not further prep	0	1.216	0	3.189
0712399000	Other mushrooms, dried, whole,cut,sliced,broken/in powder, but not further prep	30.761	546.075	31.784	1.051.710
0712901000	Garlic, whole, cut, sliced,broken/in powder, but not further prep	107.308	1.554.867	214.937	3.097.525
0712909000	Other vegetables/mixtures of vegetableswhole, cut, sliced, but not further prep	90.415	1.836.154	223.945	4.712.172
0713101000	Peas, dried, for sowing	0	13.708	0	6.855
0713109000	Peas, dried, other than for sowing	389.795	6.212.903	163.077	2.228.492
0713209000	Chickpeas(garbanzos), dried, other thanfor sowing	28.600	387.916	8.580	240.127
0713319000	Beans (vigna mungo hepper/vigna radiatawilczek), dried, other than for sowing	329.611	46.531.273	250.190	24.283.428
0713329000	Small red(adzuki) beans(phaseolus/vigna)dried, other than for sowing	0	223.618	0	80.162
0713331000	Kidney beans, including white pea beans(phaseolus vulgaris),dried,for sowing	0	295	0	3.828
0713339000	Kidney beans, including white pea beansdried, other than for sowing	796.000	6.890.905	272.526	2.494.367
0713399000	Other beans,dried,other than for sowing	43.163	2.842.840	32.726	1.780.889
0713409000	Lentils, dried, other than for sowing	1.814	23.820	2.528	49.112
0713509000	Broad beans & horse beans, dried,other than for sowing	316.650	8.080.417	166.571	4.224.959
0713909000	Other dried leguminous vegetables,other than for sowing	21.673	6.349.974	18.959	3.343.699
0714101100	Manioc (cassava),dried chipssliced or in form of pellets	0	1.022.148	0	163.349
0714109000	Manioc (cassava), in other form	7.529	873.883	5.943	166.561
0714200000	Sweet potatoes	24.605	49.541	13.452	48.070
0714909000	Arrowroot, salep, jerusalem artichokes,& similar roots/tubers with high starch	1.770	41.543	1.808	44.664
0801110000	Coconuts, desiccated, fresh or dried	0	222.952	0	325.789
0801190000	Coconuts, other than desiccatedfresh or dried	136.654	3.227.976	95.598	1.708.752
0801210000	Brazil nuts, in shell, fresh or dried	0	8	0	11
0801220000	Brazil nuts, shelled, fresh or dried	0	110	0	1.943
0801310000	Cashew nuts, in shell, fresh or dried	0	2.247.478	0	1.876.315
0801320000	Cashew nuts, shelled, fresh or dried	79.380	349.272	327.950	1.590.050
0802110000	Almonds, in shell, fresh or dried	0	1.537	0	10.278
0802120000	Almonds, shelled, fresh or dried	31.363	579.294	123.072	2.359.111
0802210000	Hazelnut/filberts, in shell, fresh ordried	0	923	0	3.302
0802220000	Hazelnut/filberts, shelled, fresh/dried	2.000	39.529	11.000	198.438
0802310000	Walnuts, in shell, fresh or dried	0	1.311	0	4.996
0802320000	Walnuts, shelled, fresh or dried	7.050	12.903	58.714	94.594
0802400000	Chestnuts (castanea spp.), fresh/dried,whether or not,shelled or peeled	5.377	36.508	6.404	36.382
0802500000	Pictachios, fresh or dried	11.500	71.501	7.648	146.054
0802600000	Macadamia nuts,fresh or dried,whether or not,shelled or peeled	0	9.493	0	64.075
0802901000	Areca nuts, fresh or dried	0	101.286	0	50.738
0802909000	Other nuts, fresh or dried	14.313	53.500	10.822	83.498
0803001000	Pisang mas, pisang rastali, pisangberangan & pisang embun, fresh/dried	56.181	148.827	28.905	82.440

**I.3. IMPOR MENURUT KOMODITI / IMPORT BY HS COMMODITY**  
**\*\*\*NOVEMBER / NOVEMBER 2009 \*\*\***

H S	Uraian Komoditi Commodity Description	Berat Bersih / Net Weight (Kg)		Nilai / Value C.I.F (US\$)	
		Bulan ini Current Month	Kumulatif Cum.Jan. to date	Bulan ini Current Month	Kumulatif Cum.Jan. to date
0803009000	Other bananas, including plantains,fresh or dried.	5.558	108.550	17.026	204.756
0804100000	Dates, fresh or dried	491.046	16.329.946	324.920	16.171.847
0804200000	Figs, fresh or dried	0	1.619	0	6.380
0804300000	Pineapples, fresh or dried	3.039	41.988	1.513	28.481
0804400000	Avocados, fresh or dried	1.451	9.743	1.467	9.145
0804501000	Guavas	8.256	42.858	5.372	27.843
0804502000	Mangoes	222	820.756	59	551.109
0804503000	Mangoesteens	0	9.755	0	4.776
0805100010	Oranges, fresh	1.529.368	18.818.444	1.195.847	14.684.034
0805200000	Mandarin (incl. tangerines & satsumas),& similar citrus hybrids, fresh or dried	9.974.842	156.278.868	8.706.982	138.252.619
0805400000	Grapefruit, including pomelosfresh or dried	14.000	254.237	11.704	212.283
0805500000	Lemons and limes, fresh or dried	95.156	693.268	92.878	660.748
0805900000	Other citrus fruit, fresh or dried	13.786	55.930	15.700	60.337
0806100000	Grapes, fresh	2.288.021	32.712.701	4.515.776	62.374.519
0806200000	Grapes, dried	110.709	1.914.713	116.486	2.214.606
0807110000	Watermelons, fresh	69.976	684.878	28.518	262.009
0807190000	Other melons, fresh	61.299	573.280	33.149	354.960
0807209000	Other papaws (papayas), fresh	40.758	250.634	15.890	113.804
0808100000	Apples, fresh	8.139.839	140.021.383	7.017.861	117.067.574
0808200000	Pears and quinces, fresh	4.482.327	83.989.804	3.502.397	64.989.583
0809100000	Apricots, fresh	0	21	0	68
0809200000	Cherries, fresh	0	7.821	0	7.943
0809300000	Peaches, including nectarines, fresh	1.279	31.949	1.548	30.065
0809400000	Plums and sloes, fresh	2.969	102.579	3.580	150.193
0810100000	Strawberries, fresh	34.000	185.171	77.700	398.755
0810200000	Raspberries, blackberries, mulberries,loganberries, fresh	20	6.806	155	6.893
0810400000	Cranberries, bilberries & other fruitsof the genus vaccinium, fresh	0	218	0	461
0810500000	Kiwi fruit, fresh	108.373	1.262.957	197.382	2.426.726
0810600000	Durians, fresh	511.690	26.986.922	642.460	33.324.415
0810901000	Longans, fresh	1.866.206	67.480.692	1.997.707	76.903.456
0810902000	Lychees, fresh	0	2.336.169	0	1.861.349
0810903000	Rambutan, fresh	356	33.053	96	12.729
0810904010	Langsat, fresh	0	283.478	0	75.992
0810904020	Starfruit, fresh	387	2.841	107	796
0810905000	Jackfruits (cempedak and nangka), fresh	1.263	13.628	336	6.208
0810906000	Tamarinds, fresh	12.662	235.718	6.773	166.126
0810907000	Mata kucing, frseh	0	2.686	0	9.765
0810908000	Black, white or red currants andgooseberries,fresh	0	17.662	0	54.274
0810909000	Other fruit, fresh	257.548	4.296.658	215.250	3.542.988
0811100000	Strawberries, uncooked or cooked bysteaming or boiling water, frozen	24.668	328.335	21.707	369.496
0811200000	Raspberries,blackberries,mulberries,loganberries,currant,gooseberries,frozen	1.807	28.501	13.714	119.630
0811900000	Other fruit and nuts,uncooked/cooked bysteaming or boiling water, frozen	32.062	168.674	107.625	489.448
0812100000	Cherries, provisionally preserved	7.149	29.166	28.191	92.044
0812900000	Oth fruit & nut,provisionally preserved	6.401	47.586	25.237	165.633
0813100000	Apricots, dried	0	24.048	0	61.049
0813200000	Prunes, dried	0	45.877	0	76.396
0813300000	Apples, dried	0	1.073	0	5.388
0813401000	Longans, dried	3.071	831.728	3.017	295.126
0813402000	Tamarinds, dried	0	117.157	0	93.891
0813409000	Other fruit, dried,	1.988	76.511	57.929	1.197.015
0813501000	Mixture of which cashew nuts or brazilnuts/dried fruit predominate by weight	0	6	0	22
0813502000	Mixture of which dates/nuts other thancashew nuts/brazil nut predmnt by weight	0	1.233.053	0	652.792
0813509000	Other mixtures of nuts or dried fruits	0	41.489	0	15.712
0814000030	Peel of citrus fruit or melons,watermelons, dried	0	1.504	0	10.181
0901111000	Arabica wib or robusta oib, not roasted,not decaffeinated	3.317.271	9.695.598	4.730.641	16.565.840
0901119000	Oth coffee,not roasted,not decaffeinated	0	69.717	0	227.419
0901121000	Arabica wib or robusta oib, not roasted,decaffeinated	0	125	0	1.382
0901211000	Coffee, roasted, not decaffeinated,unground	21.275	217.343	161.507	1.506.359
0901212000	Coffee, roasted, not decaffeinated,ground	14.147	158.397	117.273	637.968
0901221000	Coffee, roasted, decaffeinated,unground	0	153.780	0	479.223
0901222000	Coffee, roasted, decaffeinated, ground	0	4.697	0	12.762
0901902000	Coffee substitutes containing coffee	0	18.961	0	104.685
0902101000	Green tea (not fermented), in packing<= 3 kg, leaf	9	35.316	2.042	122.204
0902109000	Green tea (not fermented), in packing<= 3 kg, other than leaf	3	26.041	750	49.855
0902201000	Green tea (not fermented), in packing> 3 kg, leaf	41.449	1.431.911	29.027	1.423.016
0902209000	Green tea (not fermented), in packing> 3 kg, other than leaf	1.613	501.700	1.021	863.030
0902301000	Black tea (fermented),in packing <= 3 kgleaf	8	28.856	1.416	45.597
0902309000	Black tea (fermented),in packing <= 3 kgother than leaf	1.224	39.508	4.317	327.396
0902401000	Black tea (fermented), in packing > 3 kgleaf	115.201	749.845	106.113	579.069
0902409000	Black tea (fermented), in packing > 3 kgother than leaf	323.474	3.543.124	613.073	7.597.534
0903000000	Mate	16.000	16.016	58.570	58.743
0904111000	White pepper, neither crushed nor ground	220.000	2.878.976	68.048	1.068.354

**I.3. IMPOR MENURUT KOMODITI / IMPORT BY HS COMMODITY**  
**\*\*\*NOVEMBER / NOVEMBER 2009 \*\*\***

H S	Uraian Komoditi Commodity Description	Berat Bersih / Net Weight (Kg)		Nilai / Value C.I.F (US\$)	
		Bulan ini Current Month	Kumulatif Cum.Jan. to date	Bulan ini Current Month	Kumulatif Cum.Jan. to date
0904112000	Black pepper, neither crushed nor ground	13.500	68.389	36.990	97.176
0904119000	Other pepper, neither crushed nor ground	0	17.404	0	65.129
0904121000	White pepper, crushed or ground	8	2.552	66	13.888
0904122000	Black pepper, crushed or ground	3.517	16.708	24.451	117.202
0904129000	Other pepper, crushed or ground	0	15.358	0	46.903
0904201000	Chillies, dried	1.525.798	12.504.067	1.215.876	9.500.950
0904202000	Chillies, crushed or ground	99.702	1.375.553	110.248	1.301.040
0904209000	Oth fruits of the genus capsicum/pimenta, dried or crushed or ground	94	64.497	518	149.676
0905000090	Other vanilla	0	5.285	0	108.962
0906110000	Cinnamon (cinnamomum zeylanicumblume),neither crushed nor ground	0	8.102	0	9.041
0906190000	Cinnamon-tree flowersneither crushed nor ground	4	38.238	19	904.140
0906200000	Cinnamon and cinnamon-tree flowers,crushed or ground	115.000	571.504	336.375	1.773.453
0908100010	Nutmeg, in shell	0	9.782	0	22.639
0908100020	Nutmeg, shelled	0	1.223	0	7.895
0908300000	Cardamoms	0	7.504	0	4.408
0909101000	Seeds of anise	79.190	453.548	26.793	221.615
0909102000	Seeds of badian	0	676	0	1.363
0909200000	Seeds of coriander	1.698.935	13.745.617	575.327	4.979.188
0909300000	Seeds of cumin	120.160	873.098	126.611	838.216
0909400000	Seeds of caraway	0	146.165	0	82.249
0909500000	Seeds of fennel or juniper berries	115.500	670.350	46.067	242.485
0910100000	Ginger	68.310	478.608	38.020	297.550
0910200000	Saffron	0	160	0	1.228
0910300000	Turmeric (curcuma)	0	53.965	0	58.302
0910910000	Mixtures of spices	217	2.842	1.504	21.796
0910991000	Thyme; bay leaves	304	9.121	1.801	44.381
0910992000	Curry	0	36.862	0	23.295
0910999000	Other spices	47.565	423.835	25.386	405.312
1001100000	Durum wheat	0	3.715.120	0	1.401.744
1001901100	Meslin, for human consumption	0	817	0	8.679
1001901900	Other wheat, for human consumption	374.986.621	4.363.085.281	103.020.559	1.237.064.083
1001909100	Meslin, not for human consumption	0	34.556	0	86.857
1001909900	Other wheat, not for human consumption	0	146.051	0	137.727
1003000000	Barley	1.218	5.922	1.048	10.258
1004000000	Oats	0	518.413	0	251.568
1005100000	Maize (corn), seeds	0	2.266.452	0	5.955.589
1005901000	Popcorn	203.214	2.461.505	116.227	1.810.566
1005909000	Maize (corn), other than seeds	46.643.490	313.082.419	9.763.120	65.441.514
1006100000	Rice in the husk (paddy or rough)	1.046.551	5.088.265	3.139.653	13.849.501
1006301500	Thai hom mali rice	0	248.000	0	209.920
1006301900	Fragrant rice, broken > 25%semi-milled or wholly milled rice	0	1.224.621	0	1.855.462
1006302000	Parboiled rice, semi-milled orwholly milled rice	10.197	82.197	14.218	107.818
1006303000	Glutinous rice (pulut), semi-milled orwholly milled rice	5.254.058	133.484.662	1.971.870	53.865.989
1006309000	Other milled rice, whether/not polishedor glazed	0	114.505	0	193.925
1006400000	Broken rice	7.895.942	93.780.249	2.702.730	30.187.284
1008100000	Buckwheat	0	164	0	1.553
1008200000	Millet	421.687	7.872.323	122.039	2.434.636
1008300000	Canary seed	105.620	1.929.130	59.639	1.015.262
1008900000	Other cereals	2.500	51.356	1.600	107.571
1101001000	Wheat flour	60.432.145	579.330.353	20.324.289	200.481.050
1101002000	Meslin flour	0	1.700.508	0	492.227
1102100000	Rye flour	846	19.165	2.862	75.891
1102200000	Maize (corn) flour	38	185.414	414	113.442
1102900010	Rice flour	0	22	0	14
1102900090	Other cereal flours	825.500	6.390.844	300.498	2.321.855
1103112000	Groats and meals of durum or hard wheatsemolina	33	1.035	364	5.406
1103119000	Other groats and meals of wheat	854	42.995	1.470	34.276
1103130000	Groats and meals of maize (corn)	4.746	53.022	2.738	34.265
1103199000	Groats and meals of other cereals	865	24.430	254	19.478
1103200000	Cereal pellets	22.478	99.759	11.624	57.165
1104120000	Rolled/flaked grains of oats	113.250	3.955.321	111.223	2.678.070
1104191000	Rolled/flaked grains of maize (corn)	14.913	52.413	13.480	37.494
1104199000	Rolled/flaked grains of other cereals	1.425	16.966	2.408	29.657
1104220000	Other worked grains of oats	0	19.325	0	33.123
1104230000	Other worked grains of maize (corn)	0	18.360	0	10.080
1104292000	Other worked grains of barley	0	22.516	0	12.663
1104299000	Other worked grains of other cereals	979.283	10.397.261	288.540	2.982.292
1104300000	Germ of cereals, whole, rolled, flakedor ground	400	837	1.143	2.241
1105100000	Flour, meal and powder of potatoes	20.809	1.011.129	68.283	1.235.222
1105200000	Flakes, granules and pellets of potatoes	289.197	3.541.411	404.522	4.916.926
1106100000	Flour, meal and powder of the driedleguminous vegetables of heading 07.13	0	562	0	1.346
1106202100	Meal of sago	0	268	0	2.973



**I.3. IMPOR MENURUT KOMODITI / IMPORT BY HS COMMODITY**  
**\*\*\*NOVEMBER / NOVEMBER 2009 \*\*\***

H S	Uraian Komoditi Commodity Description	Berat Bersih / Net Weight (Kg)		Nilai / Value C.I.F (US\$)	
		Bulan ini Current Month	Kumulatif Cum.Jan. to date	Bulan ini Current Month	Kumulatif Cum.Jan. to date
1106202900	Flour and powder of sago	0	24.528	0	41.549
1106209000	Flour, meal & powder of roots or tubers of heading 07.14	18.290	19.119	11.318	13.232
1106300000	Flour, meal and powder of the dried leguminous vegetables of prod. chapter 8	22.408	506.311	56.535	1.152.246
1107100000	Malt, not roasted	2.269.850	23.819.178	1.371.056	14.070.779
1107200000	Malt, roasted	0	55.368	0	37.449
1108100000	Wheat starch	4.704	962.588	3.188	436.998
1108120000	Maize (corn) starch	9.618.083	66.386.561	3.582.511	23.056.693
1108130000	Potato starch	1.322.004	13.000.190	689.407	7.151.682
1108140000	Manioc (cassava) starch	74.723.372	146.718.053	22.208.090	43.328.552
1108191000	Sago starch	3.400.300	3.401.316	1.008.659	1.011.293
1108199000	Other starches	52	25.085	671	95.263
1108200000	Inulin	212.777	2.237.172	797.574	7.712.726
1109000000	Wheat gluten, whether or not dried	328.056	2.120.801	247.005	1.971.569
1201001000	Soya beans, whether or not broken, suitable for sowing	0	49.437.556	0	22.209.149
1201009000	Other soya beans, whether or not broken	53.992.632	1.142.155.124	23.244.669	544.924.707
1202101000	Ground nuts, not roasted or otherwise cooked, in shell, suitable for sowing	0	253.440	0	290.365
1202109000	Other ground nuts, not roasted/otherwise cooked, in shell	2.494.668	59.163.466	1.993.273	43.430.332
1202200000	Ground nuts, shelled	7.071.516	127.432.799	7.831.270	126.164.138
1203000000	Copra	0	54.740	0	11.012
1204000000	Linseed, whether or not broken.	52.215	105.387	36.556	84.888
1205100000	Low erucic acid rape or colza seeds whether or not broken	0	408	0	1.860
1205900000	Other rape or colza seeds whether or not broken	0	51.480	0	20.271
1206000000	Sunflower seeds, whether or not broken	249.507	2.357.938	106.359	1.259.670
1207200000	Cotton seeds, whether or not broken	8.500	51.004	14.025	76.941
1207400000	Sesamum seeds, whether or not broken	445.958	5.682.701	211.593	2.805.069
1207500000	Mustard seeds, whether or not broken	0	20	0	126
1207910000	Poppy seeds, whether or not broken	0	197	0	841
1207920000	Palm nuts and kernels whether or not broken	29	6.552	6.730	1.246.901
1207993000	Safflower seeds whether or not broken	0	3.056	0	1.773
1207999000	Other oil seeds & oleaginous fruits, whether or not broken	23.575	224.808	561.416	3.230.157
1208100000	Flours and meals of soya beans	51.940	5.700.228	51.627	3.396.098
1208900000	Flours & meal of other oil seed/oleaginous fruits, other than those of mustard	32.952	122.724	6.610	100.061
1209100000	Sugar beet seed, of a kind used for sowing	0	1.000	0	50.250
1209210000	Lucerne (alfalfa) seed, of a kind used for sowing	0	1.306	0	13.165
1209240000	Kentucky blue grass seed, of a kind used for sowing	0	425	0	859
1209290000	Other seeds of forage plants, of a kind used for sowing	0	170.732	0	613.637
1209300000	Seeds of herbaceous plants cultivated principally for their flowers	0	80	0	12.450
1209910000	Vegetable seeds, of a kind used for sowing	47.745	264.115	1.167.107	5.441.399
1209999000	Other seeds of a kind used for sowing	20.300	286.435	29.950	803.273
1210100000	Hop cones, neither ground nor powdered, nor in the form of pellets	0	3.175	0	15.676
1210200000	Hop cones, ground, powdered or in the form of pellets; lupulin	100	10.040	2.261	72.105
1211201000	Ginseng roots, cut, crushed/powdered form	3.050	51.350	22.343	1.161.741
1211209000	Ginseng roots, in other forms	0	3.500	0	24.900
1211309000	Coca leaf, in other forms	0	4.534	0	1.226
1211901100	Cannabis, in cut, crushed or powdered form, used for pharmacy	16.588	99.794	8.166	41.976
1211901200	Cannabis, other form, used for pharmacy	0	6	0	10
1211901300	Rauwolfia serpentina roots used for pharmacy	243.005	886.627	465.093	1.297.378
1211901400	Other plants, in cut, crushed or powdered form, used for pharmacy	0	673.368	0	999.598
1211901900	Other plants, in other forms used for pharmacy	20.076	759.339	12.386	562.933
1211909100	Pyrethrum, in cut, crushed or powdered form	0	24.544	0	129.453
1211909600	Liquorice roots, in cut, crushed or powdered form	5.015	41.259	2.437	94.862
1211909900	Other plants, in cut, crushed/powdered form, used for other purposes	24.467	323.859	54.469	1.536.788
1212201100	Seaweeds & other algae, fresh, chilled/dried, of a kind used in pharmacy	0	4.558	0	83.702
1212201900	Seaweeds & other algae, fresh, chilled/dried, used in dyeing, tanning, perfumery	10.446	817.185	18.868	885.319
1212202000	Seaweeds & other algae, fresh, chilled/dried, for other, not for human consumption	0	4.020	0	6.700
1212209000	Other seaweeds & other algae, fresh, chilled, dried, primarily for human consumption	2.854	127.864	7.269	328.515
1212993000	Melon seeds	0	5.000	0	5.083
1212999000	Other vegetable product, of a kind used primarily for human consumption	19.974	188.158	6.330	144.079
1213000000	Cereal straw and husks, unprepared	0	1.500	0	8.775
1214100000	Lucerne (alfalfa) meal and pellets	9.200	97.568	3.118	18.949
1214900000	Other forage products, whether or not in the form of pellets.	0	37.398	0	14.140
1301200000	Gum arabic	12.689	326.324	58.024	895.110
1301901000	Gum benjamin	627	23.169	3.057	57.822
1301902000	Gum damar	16.962	831.984	33.902	893.150
1301903000	Cannabis resin	10	15.010	520	17.170
1301909000	Other gum and resin	65.438	910.987	189.035	2.610.572
1302111000	Pulvis opii, whether or not modified	0	1	0	509
1302119000	Other opium, whether or not modified	0	3.767	0	646.154
1302120000	Saps and extracts of liquorice, whether or not modified	66.654	536.714	1.008.107	5.345.515
1302130000	Saps and extracts of hops, whether or not modified	1.000	18.027	10.739	517.502
1302192000	Extracts and tinctures of cannabis	0	307	0	45.693
1302193000	Other medicinal extracts derived from vegetable products	12.248	117.348	560.621	2.993.639

**I.3. IMPOR MENURUT KOMODITI / IMPORT BY HS COMMODITY**  
**\*\*\*NOVEMBER / NOVEMBER 2009 \*\*\***

H S	Uraian Komoditi Commodity Description	Berat Bersih / Net Weight (Kg)		Nilai / Value C.I.F (US\$)	
		Bulan ini Current Month	Kumulatif Cum.Jan. to date	Bulan ini Current Month	Kumulatif Cum.Jan. to date
1302194000	Vegetable saps,extracts of pyrethrum orof the root of plants cont rotenone	25	508	1.594	18.002
1302195000	Japan (or chinese) lacquer(natural lacquer)	500	5.511	2.200	603.810
1302199000	Other saps and extracts of vegetable	76.451	551.654	667.184	6.973.862
1302200000	Pectic substances, pectinates & pectates	20.751	137.036	241.282	1.632.541
1302310000	Agar-agar	9.406	470.100	35.013	1.025.282
1302320000	Mucilages & thickeners,whether or notmodified, derived from locust beans/guar	81.026	2.139.996	231.748	4.837.138
1302391000	Carageenan	37.900	647.544	273.178	4.305.567
1302399000	Mucilages & thickeners,whether or notmodified,derived from vegetable products	101.781	563.263	607.179	3.168.307
1401100000	Bamboos used primarily for plaiting	18.338	84.079	7.503	70.422
1401200000	Rattans, used primarily for plaiting	0	47	0	1.086
1401900000	Other vegetable material used primarilyfor plaiting	0	9.699	0	13.141
1404200000	Cotton linters	12	140	30	2.576
1404901000	Betel leaves, biri leaves & betel-nutleaves	0	436	0	4.331
1404902000	Barks of a used primarily in tanning	0	438	0	4.594
1404909000	Other vegetable products not elsewherespecified or included	235.330	611.464	22.582	223.881
1501000000	Pigfat (including lard) and poultry fatother than heading 02.09 or 15.03.	0	111	0	2.268
1502001900	Unedible tallow of bovine animal, sheepor goats, other	0	91.381	0	89.762
1502009900	Unedible fats other than tallow ofbovine animals, sheep or goats, other	27.107	426.245	19.111	410.408
1503009000	Lard oil, oleo-oil & tallow oil, notemulsified or mixed or othwise prepared	0	794	0	2.263
1504101000	Fish-liver oils and their fractions,fit for human consumption	0	47.093	0	175.192
1504109000	Fish-liver oils and their fractions,unfit for human consumption	26.033	121.287	27.360	124.036
1504201000	Fats & oil of fish, not liver oilsolid fraction, not chemically modified	30.400	407.899	36.328	2.555.811
1504209000	Fats & oil of fish, not liver oilsother fraction, not chemically modified	406.032	5.614.767	965.010	8.248.611
1505001000	Lanolin	0	64.957	0	379.266
1505009000	Other wool grease and fatty substancesderived therefrom	470	33.197	1.854	146.326
1506000000	Other animal fats and oils, and theirfractions, not chemically modified	0	108.286	0	215.158
1507100000	Crude oil of soya bean, whether or notdegummed	396	20.938	1.370	35.375
1507901000	Refined oil of soya bean	146.710	4.252.148	156.479	4.459.491
1507902000	Fraction of unrefined soya-bean oil	570.512	6.265.357	662.109	7.045.595
1507909000	Other soya bean oil and its fractions	327.477	3.706.388	381.797	4.373.773
1508909900	Other ground-nut oil,oth than solidfractions ,not chemically modified	0	1	0	95
1509101000	Virgin olive oil, in packing of netweight <=30 kg	435	126.773	1.052	519.098
1509109000	Virgin olive oil, in packing of netweight >30 kg	0	158.840	0	464.501
1509901900	Refined olive oil, in packing of netweight >30 kg	0	12	0	82
1509902100	Fractions of unrefined olive oil, inpacking of net weight <=30 kg	0	1	0	52
1509909100	Other olive oil, whether/not refined,in packing of net weight <=30 kg	0	2.871	0	10.580
1509909900	Other olive oil, whether/not refined,in packing of net weight >30 kg	19.694	144.612	66.072	615.567
1510001000	Crude oil, obtained solely from olives	0	205	0	140
1510009900	Oth oils, obtained solely from olives,not chemically modified	1.110	45.706	2.689	109.600
1511100000	Crude palm oil	2.001.178	2.008.378	1.331.547	1.332.129
1511901000	Fractions of unrefined palm oil,not chemically modified	0	19.298	0	13.967
1511909010	Palm oil, refined, bleached & deodorised (rbd)	2.565	9.123.832	7.553	6.267.369
1511909020	Olein, refined, bleached & deodorised (rbd)	0	8.602.700	0	4.615.826
1511909030	Stearin, refined, bleached & deodorised (rbd)	0	999.832	0	632.543
1511909090	Other palm oil and its fractions,not chemically modified	1.324	371.274	470	253.588
1512110000	Crude oil of sunflower seed/safflower	0	201	0	313
1512191000	Refined oil of sunflower-seed/safflower	0	139.115	0	333.925
1512192000	Fraction of unrefined sunflower-seed orsafflower oil	204.880	1.771.656	254.590	2.446.029
1512199000	Other fractions of sunflower-seed/safflower, but not chemically modified	142.096	775.619	194.089	1.151.672
1512299000	Other fractions of cotton seed oil, notchemically modified	259	307	2.800	3.331
1513110000	Crude oil of coconut (copra)	0	53.229	0	29.392
1513191000	Coconut oil, refined	0	760	0	2.984
1513192000	Fraction of unrefined coconut(copra) oil	0	390	0	2.664
1513199000	Coconut oil, refined, bleached & deodorised (rbd)	12.938	170.791	16.712	109.461
1513291100	Solid fract, not chemically modified,ofunrefine palm kernel stearin/babassu oil	45.228	653.097	59.400	874.893
1513291900	Oth fract, not chemically modified, ofunrefine palm kernel stearin/babassu oil	0	40.000	0	39.600
1513292100	Solid fract, not chemically modified,ofrefine palm kernel stearin/babassu oil	34.564	241.045	47.800	343.200
1513299900	Other fractions of palm kernel oil or,babassu oil, not chemically modified	28.944	80.376	81.586	249.682
1514110000	Crude oil of low erucid acid rape orcolza	24.377	260.050	23.342	210.458
1514191000	Low erucid acid rape/colza oil, refined	0	7.892	0	13.665
1514192000	Fraction of unrefined low erucid acidrape or colza oil	0	9.219	0	22.078
1514199000	Oth fraction of low acid rape/colza oilnot chemically modified	46.492	245.447	73.480	432.734
1514911000	Crude oil of oth rape/colza oil & itsfractions	129	4.159	561	27.321
1514999100	Oth fractions of rape or colza oil	0	510.886	0	614.798
1514999900	Oth fractions of mustard oil	0	669	0	1.667
1515110000	Crude oil of linseed	0	469	0	5.314
1515190000	Other linseed oil and its fractions	113.711	1.369.847	165.183	2.069.409
1515210000	Crude oil of maize (corn)	0	19.180	0	15.275
1515291100	Solid fraction, not chemically modifiedof unrefined maize (corn) oil	0	110	0	1.309
1515291900	Oth fractions, not chemically modifiedof unrefined maize (corn) oil	0	56.859	0	67.802
1515299100	Solid fraction, not chemically modifiedof refined maize (corn) oil	15.360	15.360	21.888	21.888
1515299900	Oth fractions, not chemically modifiedof refined maize (corn) oil	76.717	735.499	155.706	1.642.492

**I.3. IMPOR MENURUT KOMODITI / IMPORT BY HS COMMODITY**  
**\*\*\*NOVEMBER / NOVEMBER 2009 \*\*\***

H S	Uraian Komoditi Commodity Description	Berat Bersih / Net Weight (Kg)		Nilai / Value C.I.F (US\$)	
		Bulan ini Current Month	Kumulatif Cum.Jan. to date	Bulan ini Current Month	Kumulatif Cum.Jan. to date
1515301000	Crude oil of castor	15.600	150.819	18.408	186.405
1515309000	Other castor oil and its fractions	69.513	781.308	100.452	993.106
1515501000	Crude oil of sesame	0	12.115	0	20.827
1515502000	Fraction of unrefined sesame oil	0	95	0	1.510
1515509000	Fraction of refined sesame oil	64.856	801.965	192.447	1.262.113
1515901900	Fraction of refined tengkawang oil	0	1.245	0	10.345
1515909900	Other fixed vegetable fats and oils and their fractions	375	550.200	6.104	1.787.792
1516101000	Animal fats & oils and their fractions, in packing net weight >=10 kg	49.000	113.000	115.150	243.800
1516109000	Animal fats & oils and their fractions, in packing net weight < 10 kg	0	156	0	69
1516201100	Re-esterified fats & oils of soya bean and its fraction	40.302	546.260	50.378	775.549
1516201200	Re-esterified of crude palm oil and its fraction	161.507	2.308.644	273.824	3.439.944
1516201300	Re-esterified fats & of palm oil, other crude and its fraction	134.815	868.094	171.065	1.303.855
1516201800	Re-esterified fats & oils of olives and its fraction	19	14.805	203	33.395
1516201900	Other vegetable fat, re-esterified fats & oils and its fraction	293.604	4.658.308	395.385	6.691.924
1516202100	Hydrogenated fats in flakes of ground-nut, soya beans, palm oil or coconuts	0	10.635	0	14.208
1516202300	Hydrogenated fats in flakes of olives	0	1.599	0	720
1516202900	Other hydrogenated vegetable fats in flakes	701.130	5.513.340	1.112.758	9.165.744
1516204000	Hydrogenated and refined, bleached and deodorised palm kernel stearin or olein	1.138.130	7.337.940	1.063.365	8.899.303
1516207000	Refined, rbd palm stearin with iodine value not exceeding 48	0	69.000	0	113.121
1516209100	Other fat & oils of ground-nuts, palm oil or coconuts	0	1.678.282	0	1.763.206
1516209900	Other vegetable fats and oils and their fractions	278.725	2.552.193	349.151	3.103.429
1517100000	Margarine, excl. liquid margarine	51.329	898.661	119.593	1.395.022
1517901000	Imitation ghee	18.040	234.280	22.370	290.510
1517902000	Liquid margarine	74.248	420.343	169.421	890.727
1517903000	Mould release preparations	0	15.682	0	45.090
1517904300	Shortening	27.433	188.501	33.240	237.929
1517905000	Solid mixtures or prep of vegetable fats or oils or of their fractions	0	530.614	0	737.799
1517906200	Liquid mixtures or prep of fats/oil, which palm oil predominates	0	180.011	0	367.326
1517906700	Liquid mixtures or prep of fats/oil, which soya-bean oil predominates	0	205	0	8.100
1517906900	Liquid mixtures or prep of fats/oil, which other vegetable oil predominates	29.833	418.982	51.980	784.880
1517909000	Other edible mixtures or prep of animal or vegetable fats or oils	64.918	694.590	1.271.873	7.204.504
1518001200	Animal fats and oils, boiled, oxidised, dehydrated, sulphurised, blown, polymerised	0	160.330	0	243.533
1518001400	Ground-nut, soya-bean, palm/coconut oil polymerised, or other chemically modified	31.446	1.797.831	64.237	2.495.177
1518001500	Linseed oil & its fract., boiled, oxidised, dehydrated, sulphurised, blown, polymerised	0	67.280	0	96.704
1518001600	Olive oil & its fract., boiled, oxidised, dehydrated, sulphurised, blown, polymerised	48.781	194.002	179.657	598.255
1518001900	Other animal/vegetable fat & oils, boiled, dehydrate, sulphurise, blown, polymerised	174.409	873.473	128.481	873.694
1518002000	Inedible mixtures/preparation of animal fats or oils or of different fats/oils	32.000	502.392	44.640	635.809
1518003100	Inedible mixtures/preparations of palm oil (including palm kernels)	1.755	6.417	7.607	26.598
1518003200	Inedible mixtures/preparations of ground-nuts, soya-beans or coconuts	104.000	774.400	147.440	1.073.894
1518003300	Inedible mixtures/preparation of linseed	15.200	15.200	41.040	41.040
1518003900	Inedible mixtures or preparation of other vegetable fats or oils	134.773	543.299	315.762	851.297
1518006000	Inedible mixture & preparation of animal or vegetable fats or oils	91.221	781.480	519.987	3.891.021
1520001000	Glycerol, crude	0	482.070	0	106.512
1520009000	Glycerol waters and glycerol lyes	260	4.375	4.576	32.585
1521100000	Vegetable waxes (other than triglycerides) whether or not refined or colored	36.417	150.386	146.683	777.490
1521901000	Bee wax and other insect waxes, whether or not refined or colored	50	1.324	1.985	25.928
1521902000	Spermaceti, whether or not refined or colored	6.950	14.762	28.890	61.630
1522001000	Degras	319	319	1.713	1.713
1522009000	Residues resulting from the treatment of fatty substance or animal/vegetable waxes	8.396	30.796	102.079	253.282
1601000011	Sausage containing pork	0	58	0	646
1601000090	Other sausages and similar products of meat, meat offal or blood	10.621	166.916	17.073	214.845
1602101000	Prepared or preserved meat offal/blood containing pork, in airtight containers	3.375	40.590	5.622	61.089
1602109000	Prepared or preserved meat, or blood content both pork, in airtight containers	0	28.435	0	32.919
1602321000	Canned chicken curry of fowls of the species gallus domesticus	0	22.149	0	18.567
1602329000	Other prepared/preserved meat offal/blood of fowls of the species gallus domesticus	0	254	0	491
1602390000	Other prepared/preserved meat offal/blood of other fowls of poultry of heading 01.05	0	21	0	309
1602411000	Hams and cuts thereof of swine, in airtight containers	0	61.589	0	69.164
1602419000	Hams and cuts thereof of swine, in other than airtight containers	0	8.383	0	12.187
1602421000	Shoulders and cuts thereof of swine in airtight containers	0	24.154	0	27.035
1602429000	Shoulders and cuts thereof of swine in other than airtight containers	0	23.752	0	26.160
1602491100	Luncheon meat of swine, in airtight containers	0	290.411	0	305.543
1602491900	Luncheon meat of swine, in other than airtight containers	2.575	12.280	4.741	21.759
1602499100	Other prepared/preserved meat offal/blood of swine in airtight containers	0	158.171	0	179.212
1602499900	Other prepared/preserved meat offal/blood of swine not in airtight containers	0	2.521	0	4.641
1602500000	Other prepared or preserved meat offal or blood of bovine animals	34.685	653.225	157.765	2.150.268
1602909000	Other prepared/preserved meat offal/blood of any animal	3.320	6.772	21.580	40.222
1603001000	Extracts & juices of chicken, with herbs	0	2.763	0	44.137
1603003000	Extracts/juices of other meat, fish/crustaceans/aquatic invertebrates, with herbs	22.800	185.408	23.107	172.993
1603009000	Extracts/juices of other meat, fish/crustaceans/aquatic invertebrates, without herbs	324	91.798	475	205.236
1604111000	Salmon, prepared/preserved in airtight containers	0	4.713	0	27.701
1604119000	Salmon, prepared or preserved in other than airtight containers	0	14.179	0	10.515
1604131100	Sardines, prepared/preserved in airtight container	11.124	314.597	35.220	560.386

**I.3. IMPOR MENURUT KOMODITI / IMPORT BY HS COMMODITY**  
**\*\*\*NOVEMBER / NOVEMBER 2009 \*\*\***

H S	Uraian Komoditi Commodity Description	Berat Bersih / Net Weight (Kg)		Nilai / Value C.I.F (US\$)	
		Bulan ini Current Month	Kumulatif Cum.Jan. to date	Bulan ini Current Month	Kumulatif Cum.Jan. to date
1604131900	Sardines, prepared or preserved in otherthan airtight containers	10.537	78.862	18.660	127.742
1604139100	Sardinella and brisling or sprats,prepared/preserved in airtight container	1.753	5.771	2.962	9.451
1604139900	Sardinella and brisling or sprats,prep/preserved not in airtight containers	35.927	254.154	49.061	400.253
1604141000	Tunas, skipjack & bonito (sarda spp),prepared/preserved in airtight container	5.651	283.666	6.202	996.803
1604149000	Tunas, skipjack, bonito(sarda spp),prep/preserved not in airtight containers	0	19.519	0	29.988
1604151000	Mackerel, prepared or preserved, inairtight containers	20.152	481.290	63.811	1.161.670
1604159000	Mackerel, prepared or preserved, inother than airtight containers	13.760	151.297	24.591	284.208
1604169000	Anchovies, prepared or preserved, inother than airtight containers	0	28.848	0	75.131
1604193000	Otherfish, whole or in pieces, but notminced, in airtight containers	0	17.276	0	184.942
1604199000	Other fish,whole/in pieces,not minced,prepared/preserved in other	0	5.462	0	13.933
1604201900	Sharks fins, prepared and ready for usein other than airtight containers	2.973	43.944	8.743	141.021
1604202900	Fish sausages in other than airtightcontainers	0	96.084	0	117.027
1604209900	Oth prepared/preserved fish, in otherthan airtight containers	28.018	352.016	87.492	1.038.118
1604301000	Caviar and caviar substitutes, prepared/preserved, in airtight container	0	24	0	44
1605101000	Crabs in airtight containersprepared or preserved	0	137.440	0	637.271
1605109000	Crabs in other than airtight containersprepared or preserved	8.592	73.365	53.979	576.097
1605201100	Shrimps paste in airtight containersprepared or preserved	0	44.710	0	333.085
1605201900	Shrimps paste in other than airtightcontainers prepared or preserved	0	2.089	0	15.264
1605209100	Other aquatic invertebrata in airtightcontainers,prepared or preserved	0	294	0	562
1605209900	Oth aquatic invertebrata in oth contners, prepared or preserved	23.036	107.400	156.213	652.840
1605401000	Other crustaceans in airtight containers, prepared or preserved	0	17.554	0	18.286
1605409000	Other crustaceans in other containers, prepared or preserved	0	24	0	4.224
1605901000	Abalone, prepared or preserved	0	17.697	0	57.270
1605909000	Oth crustaceans, molluscs & oth.aquaticinvertebrates, prepared or preserved	2.495	66.844	9.032	211.145
1701110010	Cane sugar,icumsa minimal 1200	64.000.682	1.091.308.690	36.787.810	430.259.835
1701110090	Cane sugar,icumsa maximal 1200	0	85.472.448	0	29.113.040
1701120000	Beet sugar, not added flavour/color	0	16.700.000	0	5.259.461
1701991100	Refined sugar, white	5.816.193	65.218.080	3.595.654	32.052.250
1701991900	Other refined sugar	40.000	370.465	30.725	250.537
1701999000	Other cane or beet sugar, & chemicallypure sucrose, in sold form	0	3.000.100	0	1.862.942
1702110000	Lactose and lactose syrup, containingby weight 99% or more lactose	1.311.967	11.899.887	1.141.998	8.317.974
1702190000	Lactose and lactose syrup, containingby weight less than 99% lactose	263.853	3.078.095	433.778	5.212.831
1702200000	Maple sugar and maple syrup	5.070	89.729	3.492	109.704
1702301000	Glucose, containing fructose < 20%	1.442.332	19.739.572	1.008.384	11.401.168
1702302000	Glucose syrup, containing fructose < 20%	2.075.629	20.245.472	833.506	8.627.203
1702400000	Glucose and glucose syrup, containing20% <= fructose < 50%	43	570.596	6.305	461.624
1702500000	Chemically pure fructose	38.004	440.136	52.228	582.268
1702601000	Fructose, containing fructose > 50%	2.000	13.900	7.000	53.451
1702602000	Fructose syrup,containing fructose >50%	42.915	157.923	16.093	149.715
1702901000	Maltose	898.468	6.194.476	479.822	3.632.503
1702902000	Artificial honey, whether or not mixedwith natural honey	617	203.585	4.162	536.220
1702903000	Flavoured or colored sugars (exludingmaltose)	0	4.759	0	12.010
1702904000	Caramel	366.129	2.927.399	334.994	2.797.453
1702909000	Other sugar, incl. invert sugar & sugarsyrup blends cont. 50% of fructose	576.141	113.864.274	673.696	48.543.502
1703101000	Cane molases containing added flavouringor coloring matter	0	18.500.000	0	5.297.500
1703109000	Cane molases not containing addedflavouring or coloring matter	75	18.236.739	286	2.404.680
1703909000	Oth molases result from extract/refinesugar,not cont add flavour/color matter	220	43.552.203	34.637	11.108.621
1704100000	Chewing gum,whether or not sugar-coated	63.612	548.938	191.668	2.078.823
1704901000	Medicated sweets	25.041	241.822	125.692	1.777.067
1704902000	White chocolate	49.304	129.317	90.305	387.156
1704909000	Oth sugar confectionery, not cont.cocoa	389.618	3.673.582	1.033.570	9.086.093
1801000000	Cocoa beans, whole or broken,raw/roasted	960.000	25.245.950	3.118.596	69.339.526
1802000000	Cocoa shells, husks, skins & oth cocoawaste	150.144	609.451	15.015	62.043
1803100000	Cocoa paste, not defatted	5.412	126.481	14.890	406.816
1803200000	Cocoa paste, wholly or partly defatted	51.000	926.207	71.400	1.218.587
1804000000	Cocoa butter, fat and oil	0	3.546	0	32.816
1805000000	Cocoa powder, not containing added sugaror other sweetening matter	719.872	9.821.899	1.723.790	19.549.749
1806100000	Cocoa powder,containing added sugar orother sweetening matter	178.310	2.779.203	149.923	4.899.653
1806201000	Chocolate confectionary in blocks, slabor bars, weighing > 2 kg	99.206	1.302.187	287.874	3.764.105
1806209000	Oth chocolate & oth food preparationscont. cocoa, weighing > 2 kg	19.820	197.100	42.812	592.395
1806311000	Chocolate confectionary in blocks,slabsbars, filled, weighing > 2 kg	23.304	124.889	172.276	893.917
1806319000	Oth chocolate & oth food preparationscont. cocoa, filled, weighing > 2 kg	45.608	875.926	316.115	5.181.391
1806321000	Chocolate confectionary in blocks,slabsbars, not filled, weighing > 2 kg	39.284	427.028	141.513	1.268.452
1806329000	Oth chocolate & oth food preparationscont. cocoa, not filled, weighing > 2 kg	34.576	116.499	135.204	374.441
1806901000	Chocolate confectionary in tablets orpastilles	2.202	87.160	12.020	457.458
1806902000	Food preparations of flour, meal,starchcont. 40% <= cocoa <50%, not for retail	0	36.019	0	43.584
1806909000	Food preparations of flour, meal,starchcont. 40% <= cocoa <50%, for retail	61.817	485.970	237.123	2.126.469
1901101000	Preparations of malt extract for infantuse, put up for retail sale	307	58.557	4.480	207.594
1901102000	Prep for infant use, of goos of heading0401 to 0404 of malt for infant use	49.290	528.349	389.747	4.171.008
1901103000	Preparations of soya bean powder forinfant use, put up for retail sale	74.314	3.315.750	536.852	11.702.459
1901109000	Food preparations of withoutcontaining fat for baby	37.874	2.361.255	116.819	5.314.521
1901201000	Mixes & doughs of flour, groats, meal,starch/malt extract, not cont. cocoa	28.180	266.239	88.544	679.107

**I.3. IMPOR MENURUT KOMODITI / IMPORT BY HS COMMODITY**  
**\*\*\*NOVEMBER / NOVEMBER 2009 \*\*\***

H S	Uraian Komoditi Commodity Description	Berat Bersih / Net Weight (Kg)		Nilai / Value C.I.F (US\$)	
		Bulan ini Current Month	Kumulatif Cum.Jan. to date	Bulan ini Current Month	Kumulatif Cum.Jan. to date
1901202000	Mixes & doughs of flour, groats, meal, starch/malt extract, containing cocoa	280	38.861	1.656	223.080
1901203000	Other mixes and doughs for prep. of bakers wares, not containing cocoa	34.939	888.806	65.487	1.973.992
1901204000	Other mixes and doughs for prep. of bakers wares, containing cocoa	60	62.025	105	82.296
1901901000	Infant food prep for lactase deficiency, medical not put up for retail sale,	0	36.777	0	49.133
1901902000	Malt extract/infant food, not put up for retail sale	301.401	2.044.007	369.945	3.194.694
1901903100	Filled milk, prep. of goods of heading 04.01 to 04.04	196.315	2.434.730	284.448	4.719.609
1901903900	Oth medical food prep of goods of heading 0401 to 0404	518.407	5.327.646	831.167	8.544.345
1901904100	Other soya based preparation, in powder form	0	133.622	0	244.212
1901904900	Other soya based preparations, in other form	614.882	4.136.024	1.027.791	6.488.779
1901909010	Kerupuk of shrimps	9.001	13.255	18.397	27.717
1901909090	Oth preparation of medical food cont.cocoa	342.354	2.599.377	1.206.841	8.063.237
1902110000	Uncooked pasta, not stuffed/otherwise prepared, containing eggs	56.211	650.820	60.910	801.719
1902192000	Rice vermicelli (bee hoon)	118.689	800.281	112.014	721.064
1902199000	Oth uncooked pasta, not containing eggs	283.873	2.723.451	325.153	2.967.246
1902201000	Stuffed pasta, whether or not cooked or otherwise prepared	0	68.305	0	215.542
1902209000	Oth stuffed pasta, whether or not cooked	0	1.099	0	2.483
1902301000	Instant noodles	16.168	114.460	57.388	271.336
1902302000	Instant rice vermicelli	276.299	683.107	272.433	659.568
1902309000	Other stuffed pasta	57.590	1.109.855	140.253	2.249.113
1902400000	Couscous	585	7.585	1.078	16.459
1903000000	Pearl tapioca, flakes, setting and substitutes of tapioca	4.134	141.603	5.827	128.104
1904100000	Prepared foods obtained by the swelling or roasting of cereals/cereal products	275.487	4.120.806	771.679	10.226.536
1904200000	Prepared foods of mixtures of roasted or unroasted cereal flakes products	7.836	207.392	16.215	547.145
1904300000	Bulgur wheat	0	985	0	2.991
1904901000	Rice preparations, including pre-cooked rice	0	1.088.747	0	1.230.030
1904909000	Oth prepared foods obtained of cereals or cereal products	49.356	400.302	77.248	687.217
1905100000	Crisp bread	7.999	195.351	22.114	469.011
1905200000	Gingerbread and the like	0	16.724	0	34.424
1905311000	Sweet biscuits not containing cocoa	127.353	821.968	290.727	2.216.283
1905312000	Sweet biscuits containing cocoa	50.823	1.185.899	197.089	2.635.349
1905320000	Waffles and wafers	137.918	1.527.805	281.317	4.589.971
1905400000	Rusks, toasted bread & similar toasted products	43.895	328.754	60.140	484.867
1905901000	Unsweetened teething biscuits	0	31.117	0	60.981
1905902000	Other unsweetened biscuits	9.252	117.230	24.770	223.158
1905903000	Cakes	11.330	442.805	30.018	967.857
1905904000	Pastries	7.186	35.244	20.411	92.277
1905906000	Empty cachets of a kind suitable for pharmaceutical use	0	17	0	272
1905907000	Communion wafers, sealing wafers, rice paper and similar products	0	258	0	1.475
1905908000	Other crisp savoury food products	7.269	355.684	22.684	705.307
1905909000	Other baker wares	205.525	2.856.600	439.042	5.976.862
2001100000	Cucumbers and gherkins, prepared or preserved by vinegar or acetic acid	1.281	255.996	3.031	3.105.430
2001901000	Onions, prepared/preserved by vinegar or acetic acid	4.843	446.060	10.782	1.219.364
2001909000	Oth vegetables, fruit, nuts, edible plant prep/preserve by vinegar/acetic acid	48	75.188	716	190.266
2002101000	Tomatoes, whole/in pieces, not prepared or preserved by vinegar/acetic acid	0	342.893	0	286.129
2002109000	Oth tomatoes, whole/in pieces, not prep. or preserved by vinegar/acetic acid	32.925	297.548	19.261	287.457
2002901000	Tomato paste, not prepared or preserved by vinegar or acetic acid	451.555	6.175.797	402.109	6.317.791
2002909000	Other tomatoes, prepared or preserved otherwise than by vinegar/acetic acid	26.411	238.132	52.036	542.414
2003100000	Mushrooms of the genus agaricus, not prepared/preserved by vinegar/acetic acid	118.524	1.748.517	115.527	1.597.694
2003200000	Truffles, not prepared/preserved by vinegar or acetic acid	0	2.656	0	47.494
2003900000	Oth mushrooms, not prepared/preserved by vinegar or acetic acid	25.760	154.474	33.236	173.140
2004100000	Potatoes, frozen, not prep/d/preserved by vinegar or acetic acid	931.251	9.943.919	939.302	10.338.906
2004909000	Oth vegetables, frozen, prep/preserved by vinegar/acetic acid	473	352.760	1.277	587.879
2005100000	Homogenised vegetables, not frozen, not prepared/preserved by vinegar/acetic acid	36.120	45.222	40.600	45.350
2005201000	Potatoes chips & sticks, not frozen, not prepared/preserved by vinegar/acetic acid	134.218	2.753.282	191.676	7.674.851
2005209000	Other potatoes, not frozen, not prep. or preserved by vinegar or acetic acid	0	7.204	0	24.751
2005400000	Peas (pisum sativum), not frozen, not prepared/preserved by vinegar/acetic acid	58.191	1.051.690	32.907	516.551
2005510000	Beans, shelled, not frozen, not prepared or preserved by vinegar or acetic acid	14.980	125.532	19.308	175.822
2005590000	Other beans, not frozen, not prepared or preserved by vinegar or acetic acid	208.615	578.731	197.771	508.786
2005600000	Asparagus, not frozen, not prepared or preserved by vinegar or acetic acid	0	336.965	0	268.151
2005700000	Olives, not frozen, not prepared or preserved by vinegar or acetic acid	0	18.945	0	67.013
2005800000	Sweet corn (zea mays var. saccharata), not frozen, not prepared by vinegar/acetic acid	26.573	398.856	29.921	310.002
2005910000	Vegetables and mixtures of, not frozen, not prepared by vinegar/acetic acid	34.446	97.059	26.130	73.492
2005990000	Oth smoked garlic, not frozen vegetable & mixtures of not prep. by vinegar/acetic acid	61.999	466.252	55.808	552.408
2006000000	Vegetables, fruit, nuts, fruit-peel & oth parts of plants, preserved by sugar	28.321	236.516	33.712	282.410
2007100000	Jams, fruit jellies, marmalades, fruit or nut, homogenised preparations	29.672	367.631	97.424	960.956
2007910000	Citrus fruit	1.113	131.934	5.860	168.114
2007991000	Fruit grains and pastes other than of mango, pineapples or strawberries	29.272	311.286	29.360	385.017
2007999000	Fruit grains and pastes of mango, pineapples or strawberries	136.984	1.468.422	202.101	3.021.626
2008111000	Roasted ground nuts, otherwise prepared/preserved	1.036	45.405	1.121	116.861
2008112000	Peanut butter, otherwise prepared or preserved	2.346	267.265	6.091	549.968
2008119000	Oth ground nuts, otherwise prepared or preserved	11.475	303.662	20.860	516.071
2008191000	Cashew, incl. mixtures, otherwise prepared or preserved	592	4.645	604	10.824

**I.3. IMPOR MENURUT KOMODITI / IMPORT BY HS COMMODITY**  
**\*\*\*NOVEMBER / NOVEMBER 2009 \*\*\***

H S	Uraian Komoditi Commodity Description	Berat Bersih / Net Weight (Kg)		Nilai / Value C.I.F (US\$)	
		Bulan ini Current Month	Kumulatif Cum.Jan. to date	Bulan ini Current Month	Kumulatif Cum.Jan. to date
2008199000	Other nuts and seeds, othwise prepared or preserved	7.344	139.818	55.549	789.543
2008200000	Pineapples, othwise prepared/preserved	0	17.655	0	31.200
2008301000	Citrus fruit, added sugar/oth.sweetening in or not in airtight container	0	51.666	0	33.120
2008309000	Oth citrus fruit, not added sugar/sweetening in/not in airtight container	329.185	2.059.251	324.153	2.069.650
2008401000	Pears, containing added sugar or sweetening matter in airtight container	0	1.012	0	2.034
2008409000	Oth pears, not containing added sugar/sweetening matter, in/not airtight cont.	0	5.415	0	8.005
2008501000	Apricots, containing added sugar / othersweet, matter in/not airtight container	0	2.921	0	4.241
2008601000	Cherries, containing added sugar / othersweet, matter in/not airtight container	23.966	183.249	52.958	342.868
2008609000	Cherries, not containing added sugar/sweetening, in/not airtight containers	11	160	137	992
2008701000	Peaches, containing added sugar or othersweet, matter in/not airtight container	41.889	193.519	51.112	207.180
2008709000	Peaches, not containing added sugar/sweetening, in/not airtight containers	0	61.761	0	55.280
2008801000	Strawberries, containing added sugar/othsweet, matter in/not airtight container	0	4.103	0	15.052
2008809000	Strawberries, not containing added sugar/sweetening, in/not airtight containers	37	28.108	172	99.683
2008922000	Mixtures of other edible parts of plant added sugar, in/not airtight container	0	199.796	0	187.770
2008929000	Mixtures of other edible parts of plant not added sugar, in/not airtight contain.	47.351	566.835	97.627	538.999
2008991000	Lychees, othwise prepared or preserved	37.524	1.585.144	41.618	1.336.952
2008992000	Longans, othwise prepared or preserved	154.599	1.851.965	144.725	1.562.130
2008993000	Stems, roots and oth. edible parts of plants, othwise prepared or preserved	4.801	97.148	5.623	156.114
2008994000	Othwise prepared or preserved, added sugar/sweet, in/not airtight container	32.640	34.802	23.412	25.780
2008999000	Othwise prepared/preserved, not added sugar/sweet, in/not airtight container	152.490	681.155	177.163	743.124
2009110000	Orange juice, frozen	200.375	2.074.656	327.175	3.683.743
2009120000	Orange juice, not frozen, of a brix value not exceeding 20	155.911	1.029.469	191.009	899.701
2009190000	Orange juice, not frozen, of a brix value exceeding 20	25.988	555.809	33.176	443.521
2009210000	Grapefruit juice, of a brix value not exceeding 20	1.531	61.943	1.934	53.349
2009290000	Other grapefruit juice of a brix value exceeding 20	11.487	237.879	98.942	1.237.107
2009310000	Juice of any other single citrus fruit, of a brix value not exceeding 20	4.220	41.168	6.705	53.035
2009390000	Other juice of any other single citrus of a brix value exceeding 20	3.163	126.299	4.228	272.172
2009410000	Pineapple juice, of a brix value not exceeding 20	4.000	53.916	4.889	51.424
2009490000	Other pineapple juice, of a brix value exceeding 20	10.734	65.130	17.817	109.524
2009500000	Tomato juice	14.298	168.835	10.709	128.118
2009610000	Grape juice (including grape must), of a brix value not exceeding 20	16.616	468.270	11.601	447.872
2009690000	Other grape juice (including grape must) of a brix value exceeding 20	2.274	244.687	4.521	198.632
2009710000	Apple juice, of a brix value not exceeding 20	47.052	642.977	34.227	496.496
2009790000	Other apple juice of a brix value exceeding 20	87.018	953.531	127.447	1.562.268
2009801000	Blackcurrant juice	224	2.464	4.771	31.697
2009809000	Other juice of any other single fruit or vegetables	33.010	862.705	31.812	1.443.938
2009900000	Mixtures of juices	210.456	1.545.498	484.260	3.368.660
2101111000	Instant coffee	239.637	2.392.007	1.637.896	18.183.266
2101119000	Oth extracts, essences and concentrates of coffee	20.770	297.762	70.062	839.265
2101120000	Preparations with a basis of extracts, essences or concentrates of coffee	2.057	209.224	21.776	3.573.102
2101201000	Tea preparations consisting of a mixture of tea, milk powder and sugar	266	30.872	4.109	172.685
2101209000	Mate preparations consisting of a mixture of mate, milk powder and sugar	31.132	831.907	115.825	4.658.060
2101300000	Roasted chicory & oth. roasted coffee substitutes, extract, essence & concent. thereof	0	343	0	4.655
2102101000	Bread yeasts, active	127.130	1.681.023	532.847	5.308.213
2102109000	Active yeasts, other than for bread	88.001	1.578.478	180.537	5.215.878
2102200000	Inactive yeasts; other single-cell microorganisms, dead	364.770	3.263.125	769.441	6.043.966
2102300000	Prepared baking powders	56.367	1.430.549	116.706	3.305.693
2103100000	Soya sauce sweet, salt and other	527.865	5.820.245	463.483	4.891.370
2103200000	Tomato ketchup and other tomato sauces	62.506	480.328	94.648	780.268
2103300000	Mustard flour & meal & prepared mustard	37.681	318.849	102.283	398.341
2103901000	Chilli sauce	104.043	1.328.777	203.793	1.902.793
2103902000	Mixed condiments and mixed seasonings, including belachan	95.698	565.973	487.460	2.209.293
2103903000	Fish sauce	86.677	1.080.082	72.353	774.649
2103909000	Other sauces and preparations therefor; mustard flour & meal & prepared mustard	464.337	5.587.293	1.099.307	14.796.972
2104101000	Soups and broths & preparation therefor containing meat	57.399	176.467	136.863	430.767
2104109000	Soups and broths & preparation therefor, not containing meat	83.437	634.222	193.522	1.317.068
2104201000	Homogenised composite food preparations, containing meat	0	12	0	52
2104209000	Homogenised composite food preparations, not containing meat	0	20.681	0	64.330
2105000000	Ice cream and other edible ice, whether or not containing cocoa	87.198	1.059.113	382.450	4.158.308
2106100000	Protein concentrates and textured protein substances	279.263	3.301.785	635.820	5.651.481
2106901000	Dried bean curd and bean curd sticks	6.002	9.592	10.554	18.256
2106902000	Flavoured or colored syrups	68.734	712.223	133.362	1.912.657
2106903000	Non-dairy creamer	4.176.029	37.109.522	5.403.883	55.628.239
2106904000	Autolysed yeast preparations	24.575	369.311	231.685	3.961.048
2106905100	Non-alcoholic prep used as raw material to make composite concentrates beverage	7.303	188.622	72.864	1.244.725
2106905200	Non-alcoholic comp concentrates for simple dilution with water to make beverages	670.399	4.686.740	4.609.933	42.687.773
2106905300	Ginseng based products, non-alcoholic preparations use for making beverages	1.957	25.401	66.320	165.680
2106905900	Other non-alcoholic preparations use for making beverages	73.470	1.547.456	303.879	5.125.784
2106906900	Other alcoholic preparations	0	62	0	7.410
2106907000	Preparations vitamins or minerals, medic food and oth. food supplements	477.701	3.286.374	4.702.037	50.790.866
2106908000	Mixtures of chemicals foodstuffs or sub with nutritive value, used for food proc	400.322	4.409.221	3.669.518	40.162.553
2106909100	Fortificant premixes	5.903	100.222	139.339	2.205.291

**I.3. IMPOR MENURUT KOMODITI / IMPORT BY HS COMMODITY**  
**\*\*\*NOVEMBER / NOVEMBER 2009 \*\*\***

H S	Uraian Komoditi Commodity Description	Berat Bersih / Net Weight (Kg)		Nilai / Value C.I.F (US\$)	
		Bulan ini Current Month	Kumulatif Cum.Jan. to date	Bulan ini Current Month	Kumulatif Cum.Jan. to date
2106909200	Ginseng based preparations	0	38.198	0	282.185
2106909300	Food preparations for lactase deficientinfants	600	7.421	7.428	8.496
2106909400	Other preparations for infant use	1.703	59.855	122.850	1.663.428
2106909500	seri kaya	0	721	0	19.521
2106909900	Other food preparations not elsewherespecified or included	251.709	7.862.975	2.380.772	34.271.881
2201100000	Mineral waters and aerated waters	271.467	1.725.146	252.866	1.383.110
2201901000	Ice and snow	0	60	0	3.921
2201909000	Other mineral waters or artificial	3.022	60.698	1.741	24.854
2202101000	Sparkling mineral waters and aeratedwaters, flavoured	3.693	1.285.911	2.872	709.593
2202109000	Other mineral water, containing addedssugar/sweetening or flavoured	1.456.970	22.694.257	1.086.554	14.970.823
2202901000	Flavoured uht milk drink	15.285	572.411	16.522	535.380
2202902000	Soya milk drink	162.539	4.731.680	99.421	2.701.380
2202903000	Non-aerated beverage ready for immediateconsumption without dilution	1.762.181	23.148.142	1.012.587	13.411.778
2202909000	Oth non-alcoholic beverages, excludingfruit or vegetable juices	2.712.145	34.678.803	1.419.978	19.504.277
2203001000	Stout and porter	0	1.680	0	3.196
2203009000	Other beer made from malt,including ale	0	33.778	0	66.543
2204100000	Sparkling wine	0	465	0	783
2204211100	Wine, in containers <= 2 l, alcoholicstrength by volume <= 15%	0	80	0	351
2204211200	Wine, in containers <= 2 l, alcoholicstrength by volume > 15%	0	5.652	0	21.843
2204212100	Grape must,in container <=2 l,alcoholicstrength by volume <= 15%	804	30.290	4.699	122.622
2204291100	Wine, in containers > 2 l, alcoholicstrength by volume <= 15%	0	268	0	283
2205101000	Vermouth & oth wine,in container <=2 l,alcoholic strength by volume <= 15%	0	4	0	27
2205902000	Vermouth & oth wine,in container > 2 l,alcoholic strength by volume > 15%	16	34	130	242
2206002000	Sake (rice wine)	0	106	0	778
2207100000	Undenatured ethylalcohol of alcoholicstrength by volume of >= 80%	7.047	42.188	34.820	255.863
2207201100	Ethyl alcohol of an alcoholic strengthby volume of > 99%	1.307	26.309	1.673	46.032
2207201900	Oth denatured ethyl alcohol, includingmethylate spirits	589	5.950	1.755	13.697
2207209000	Other ethyl alcohol and other spirits	865	5.982	2.041	12.600
2208203000	Other spirits of an alcoholic strengthby volume not exceeding 46% vol	0	14	0	137
2208204000	Other spirits of an alcoholic strengthby volume exceeding 46% vol	0	6.953	0	92.939
2208301000	Whiskies of an alcoholic strength byvolume not exceeding 46% vol	600	13.813	6.645	125.272
2208302000	Whiskies of an alcoholic strength byvolume exceeding 46% vol	0	640	0	4.500
2208501000	Gin&geneva of an alcoholic strength byvolume not exceeding 46% vol	30	1.381	258	8.874
2208601000	Vodka of an alcoholic strength byvolume not exceeding 46% vol	0	2.503	0	15.980
2208602000	Vodka of an alcoholic strength byvolume exceeding 46% vol	0	143	0	1.911
2208901000	Medicated samsu of alcoholic strengthby volume <= 40%	0	1	0	633
2208909000	Other spirituous beverages	0	6	0	4
2209000000	Vinegar and substitutes for vinegarobtained from acetic acid	18.234	399.317	12.707	432.709
2301100000	Flours, meals & pellets, of meat / meatoffal; unfit for human cnsmtion; greaves	4.389.364	60.212.169	2.903.244	36.531.024
2301200000	Flours,meals&pellets, of fish/crustacean,molluscs/other aquatic invertebrates	3.229.564	63.691.513	3.160.799	56.610.847
2302100000	Bran, sharps and other residues ofmaize (corn)	418	1.173.136	1.693	738.705
2302300000	Bran, sharps and other residues of wheat	1.077.554	4.605.163	295.628	1.415.196
2302401000	Bran, sharps and other residues of rice	0	50.600	0	10.485
2302409000	Bran, sharps and other residues of othcereals	0	65.681	0	306.025
2302500000	Bran, sharps and other residues ofleguminous plants	0	320.250	0	168.065
2303109000	Other residues of starch and similarresidues	8.467.731	141.462.456	5.456.463	83.806.083
2303300000	Brewing or distilling dregs and waste	11.776.103	130.790.789	2.330.824	28.737.943
2304000000	Oil-cake&other solid residues,in pelletform, from the extract of soyabean oil	84.110.235	2.132.786.277	37.977.828	936.458.950
2305000000	Oil-cake&other solid residues,in pelletform, from the extract of ground-nut oil	516.349	2.977.362	180.721	1.038.552
2306300000	Oil-cake and other solid residues ofsunflower seeds	0	509.000	0	115.542
2306410000	Oil-cake and other solid residues oflow erucic acid rape or colza seeds	12.194.176	126.579.220	3.030.934	30.352.632
2306490000	Other oil-cake and other solid residuesof rape or colza seeds	745.160	8.458.885	189.748	1.981.684
2306500000	Oil-cake and other solid residues ofcoconut/copra manual/mechanic proces	0	18.000	0	564
2306600000	Oil-cake and other solid residues ofpalm nuts or kernels	461.760	2.079.520	130.524	582.246
2306902000	Oil-cake and other solid residues ofmaize (corn) germ	2.332.024	23.616.147	1.416.061	10.258.110
2306909000	Other oil-cake and other solid residues	1.805.597	21.071.906	338.678	3.509.168
2307000000	Wine lees; argol	0	382	0	4.882
2308000000	Vegetable materials and waste, residuesof a kind used in animal feeding	12.204	557.170	9.269	343.224
2309101000	Dog or cat food, put up for retail sale,containing meat	396.160	5.804.812	452.772	5.334.179
2309109000	Dog or cat food, put up for retail sale,not containing meat	485.711	6.702.595	640.290	8.202.774
2309901100	Complete feed for poultry	174.299	2.293.699	108.316	1.359.144
2309901200	Complete feed for swine	2.842.659	21.472.834	699.012	5.132.259
2309901300	Complete feed for prawn feed	699.646	4.904.541	753.801	5.931.721
2309901900	Other complete feed	31.204	264.061	41.435	389.975
2309902000	Premixes, feed supplements and feedadditives for animal	3.203.419	29.160.071	8.551.203	84.017.701
2309903000	Other preparations of a kind used inanimal feeding, containing meat	24.424.203	260.939.766	13.352.505	142.752.968
2309909000	Other preparations of a kind used inanimal feeding, not containing meat	14.369.493	164.766.582	9.132.913	96.907.852
2401101000	Virginia tobacco, not stemmed/stripped,flue-cured	507.985	4.613.451	2.592.465	25.832.204
2401102000	Virginia tobacco, not stemmed/stripped,not flue-cured	0	1.160	0	14.318
2401103000	Other tobacco, not stemmed/stripped,flue-cured	0	1.084.274	0	8.598.417
2401109000	Other tobacco, not stemmed/stripped,not flue-cured	142.562	1.114.908	867.583	15.068.493
2401201000	Virginia tobacco, partly/wholly stemmed/stripped, flue-cured	2.893.490	22.963.498	18.183.572	139.883.098

**I.3. IMPOR MENURUT KOMODITI / IMPORT BY HS COMMODITY**  
**\*\*\*NOVEMBER / NOVEMBER 2009 \*\*\***

H S	Uraian Komoditi Commodity Description	Berat Bersih / Net Weight (Kg)		Nilai / Value C.I.F (US\$)	
		Bulan ini Current Month	Kumulatif Cum.Jan. to date	Bulan ini Current Month	Kumulatif Cum.Jan. to date
2401202000	Virginia tobacco, partly/wholly stemmed/stripped, not flue-cured	0	70.130	0	358.309
2401203000	Oriental tobacco, partly/wholly stemmed/stripped	385.567	8.512.925	2.071.558	40.905.260
2401204000	Burley tobacco, partly/wholly stemmed/stripped	75.301	149.813	408.547	977.938
2401205000	Other tobacco, partly/wholly stemmed/stripped, flue-cured	0	4.297.574	0	18.224.181
2401209000	Other tobacco, partly/wholly stemmed/stripped, not flue-cured	6.894	715.375	16.450	4.543.016
2401301000	Tobacco stems	1.163.500	4.487.259	1.463.575	4.438.839
2401309000	Other tobacco refuse	148.474	537.269	302.180	1.094.205
2402100000	Cigars, cheroots and cigarillos,containing tobacco	0	27.942	0	753.721
2402209010	Cigarettes tobacco	0	21.440	0	164.698
2402209090	Other cigarettes containing tobacco	0	101.917	0	1.535.883
2402901000	Cigars, cheroots and cigarillos of tobacco substitutes	0	620	0	47.288
2402902000	Cigarettes of tobacco substitutes	0	2.478	0	136.292
2403101100	Blended tobacco, packed for retail sale	0	1.892	0	13.759
2403101900	Other smoking tobacco, packed for retail sale	0	3.031	0	119.028
2403102100	Blended tobacco, for cigarette making	756.930	8.047.191	5.434.473	57.724.928
2403102900	Oth manufactures tobacco for cigarettmaking	408.500	429.175	1.925.103	2.025.419
2403109000	Other smoking tobacco, whether or notcontaining tobacco substitutes	18.775	366.649	178.799	1.718.614
2403910000	Homogenised or reconstituted tobacco	14.335	118.584	229.533	1.668.466
2403991000	Tobacco extracts and essences	1.390	22.072	59.746	536.141
2403993000	Manufactured tobacco substitutes	0	57	0	370
2403996000	Ang hoon	37	37	544	544
2403999000	Oth manufactures tobacco & manufacturedtobacco substitutes	101	60.261	1.277	690.912
2501001000	Table salt	0	23.153	0	4.083
2501004100	Oth salt cont. at least 94.7% sodium chl a dry basis ,in package netto < 45 kg	89.568	1.377.162	39.406	464.962
2501004900	Oth salt cont. at least 94.7% sodium chl a dry basis ,in package netto < 45 kg	161.950.283	1.538.535.677	8.349.785	82.365.324
2501005000	Sea water	0	24	0	67
2501009000	Other salt	1.355	44.401	6.132	193.191
2502000000	Unroasted iron pyrites	0	600.000	0	69.000
2503000000	Sulphur of all kinds, oth than sublimed,precipitated and colloidal sulphur	20.005.563	189.125.486	1.616.977	33.692.529
2504100000	Natural graphite, in powder or in flakes	196.454	1.731.031	150.344	1.107.926
2504900000	Natural graphite, in other form	178.623	1.693.979	61.343	656.840
2505100000	Silica sands and quartz sands	5.398.409	43.817.504	401.893	3.229.832
2505900000	Other natural sands,whether/not coloredother than metal-bearing sands	577.521	10.070.139	179.395	1.929.521
2506100000	Quartz	439.956	5.452.959	63.064	649.823
2506200000	Quartzite	24.035	293.192	32.916	252.933
2507000000	Kaolin and other kaolinic clays,whetheror not calcined	6.105.667	89.197.181	1.585.204	22.692.872
2508100000	Bentonite	10.264.016	127.151.995	1.228.872	13.408.096
2508300000	Fire-clay	385.019	2.814.415	153.006	1.315.667
2508400000	Other clays	4.341.791	28.265.613	1.218.616	7.012.538
2508500000	Andalusite, kyanite and sillimanite	0	433.187	0	195.693
2508600000	Mullite	386.550	2.418.524	186.943	1.242.875
2508700000	Chamotte or dinas earths	660.103	3.046.887	273.418	1.296.323
2509000000	Chalk	28.940	766.312	63.675	496.848
2510109000	Other natural calcium phosphates,naturaaluminium calcium phosphates, ungrour	41.665.510	658.921.806	7.628.866	142.840.437
2510201000	Apatite, ground	0	181.035	0	196.087
2510209000	Other natural calcium phosphates,naturaaluminium calcium phosphates, ground	0	5.205	0	15.625
2511100000	Natural barium sulphate (barytes)	1.751.548	93.712.734	322.801	9.249.185
2511200000	Natural barium carbonate (witherite)	25.000	28.143	6.750	10.166
2512000000	Siliceous fossil meals and similarsiliceous earths	505.458	4.356.065	488.493	3.022.309
2513100000	Pumice stone	1.828	52.540	17.965	143.129
2513200000	Emery, natural corundum, natural garnetand other natural abrasives	3.025.191	16.574.175	948.021	5.858.759
2514000000	Slate, whether or not roughly trimmedor merely cut	50	63.974	381	30.182
2515110000	Marble and travertine, crude or roughlytrimmed	0	362.859	0	87.838
2515121000	Marble and travertine, merely cut intoblocks	1.608.079	15.457.982	347.946	2.249.516
2515122000	Marble and travertine, merely cut intoslabs	1.112.406	17.106.278	486.072	6.006.617
2515200000	Ecaussine & other calcareous monumentalor building stone; alabaster	0	35	0	198
2516110000	Granite, crude or roughly trimmed	133.695	197.851	60.146	123.543
2516121000	Granite, merely cut into blocks	331.000	1.825.589	43.708	315.933
2516122000	Granite, merely cut into slabs	2.095.957	19.818.025	556.985	5.960.861
2516200000	Sandstone	49.000	759.020	9.781	203.710
2516900000	Other monumental or building stone	12.773	398.444	2.478	109.117
2517100000	Pebbles, gravel, broken/crushed stonewhether or not heat treated	10.026.673	59.499.862	206.205	1.675.785
2517200000	Macadam of slag, dross or similarindustrial waste	0	50.000	0	38.300
2517300000	Tarred macadam	0	97	0	54
2517410000	Granules, chippings and powder of marblwhether or not heat trated	1.475	32.122.409	1.463	675.342
2517490000	Granules, chippings & powder of stones owhethet or not heat treated	178.815	2.325.556	49.856	864.499
2518100000	Dolomite, not calcined or sintered	0	60.000	0	10.980
2518200000	Dolomite, calcined or sintered	264.000	2.622.502	68.640	420.084
2518300000	Dolomite, ramming mix	1.056.000	5.921.800	258.600	1.060.134
2519100000	Natural magnesium carbonate (magnesite)	1.852.074	10.891.357	645.040	3.226.573
2519900000	Fused magnesia; dead-burned magnesia	1.296.767	11.892.490	453.087	5.102.445
2520100000	Gypsum, anhydrite	78.439.500	948.035.247	2.371.830	28.912.069



**I.3. IMPOR MENURUT KOMODITI / IMPORT BY HS COMMODITY**  
**\*\*\*NOVEMBER / NOVEMBER 2009 \*\*\***

H S	Uraian Komoditi Commodity Description	Berat Bersih / Net Weight (Kg)		Nilai / Value C.I.F (US\$)	
		Bulan ini Current Month	Kumulatif Cum.Jan. to date	Bulan ini Current Month	Kumulatif Cum.Jan. to date
2520201000	Plasters, for use in dentistry	8.500.000	24.876.599	263.500	883.662
2520209000	Other plasters	16.044.950	104.029.267	1.005.129	8.661.060
2521000000	Limestone flux; limestone and other calcareous stone	21.832.737	131.574.302	1.213.565	6.327.834
2522100000	Quicklime	591.910	8.471.394	60.292	961.207
2522200000	Slaked lime	772.803	6.444.487	193.960	1.118.888
2522300000	Hydraulic lime	50.000	76.079	14.425	24.806
2523101000	Cement clinkers, for white cement	20.804	34.022.682	7.240	1.952.865
2523109000	Other cement clinkers	5	60.067.503	55	2.608.730
2523210000	Portland cement, white cement, whether or not artificially colored	10.668	53.586	17.728	69.432
2523291000	Portland cement, colored cement	23.491.000	664.110.220	1.135.118	32.081.381
2523299000	Other portland cements	4.892.000	261.674.394	220.873	13.255.501
2523300000	Aluminous cement	97.835	2.603.719	97.291	1.884.932
2523900000	Other hydraulic cements	50.888.000	338.893.780	2.297.590	15.844.231
2524900010	Chrysotile	6.568.275	70.254.860	3.050.106	32.232.227
2524900090	Other asbestos, crocidolite & chrysotile	1.895	23.254	2.824	13.421
2525100000	Crude mica and mica rifted into sheets or splittings	218	302.036	386	171.369
2525200000	Mica powder	301.324	2.071.459	149.787	2.323.391
2525300000	Mica waste	0	50.010	0	6.226
2526100000	Natural steatite, not crushed, not powdered	0	4.039.486	0	355.124
2526201000	Talc powder, crushed or powdered	5.755.590	85.231.872	1.165.672	11.209.766
2526209000	Oth natural steatite, crushed/powdered	176.105	10.135.930	43.513	1.210.469
2528100000	Natural sodium borates and concentrates thereof (whether or not calcined)	30	300	587	4.774
2528900000	Natural boric acid containing not more than 85% of h3bo3 on the dry weight	272.001	1.909.729	146.402	1.221.229
2529100000	Felspar	31.563.694	203.250.335	2.063.520	14.435.927
2529210000	Fluorspar, containing by weight 97% or less of calcium fluoride	20.000	822.591	10.140	209.469
2529220000	Fluorspar, containing by weight more than 97% of calcium fluoride	121.000	717.424	66.946	392.734
2529300000	Leucite; nepheline & nepheline syenite	144.314	2.219.478	66.891	774.751
2530100000	Vermiculite, perlite and chlorites, unexpanded	528.445	3.528.639	136.928	1.185.254
2530201000	Kieserite	6.296.000	89.232.151	688.490	11.402.195
2530202000	Epsomite	0	16	0	285
2530900000	Other mineral substances not elsewhere specified or included	2.730.058	20.311.565	1.558.598	6.601.207
2601110000	Iron ores and concentrates, other than roasted iron pyrites: non agglomerated	160.144.792	1.157.316.443	18.252.535	155.041.126
2601120000	Iron ores and concentrates, other than roasted iron pyrites: agglomerated	0	40.426.854	0	10.937.622
2601200000	Roasted iron pyrites	2.756	416.199	5.344	220.428
2602000000	Manganese ores & concentrates, including ferruginous manganese, m. content >= 2	20.001	284.768	41.635	445.168
2603000000	Copper ores and concentrates	8.645	10.033.198	38.648	14.527.948
2604000000	Nickel ores and concentrates	0	379	0	1.294
2605000000	Cobalt ores and concentrates	5.000	23.280	195.650	817.586
2606000000	Aluminium ores and concentrates	132.971	925.005	46.061	567.231
2607000000	Lead ores and concentrates	53.960	2.167.871	41.802	1.314.001
2608000000	Zinc ores and concentrates	3.757	35.079	4.416	123.248
2609000000	Tin ores and concentrates	0	125.738	0	165.121
2610000000	Chromium ores and concentrates	154.000	858.028	57.750	331.702
2611000000	Tungsten ores and concentrates	0	15.448	0	15.999
2612100000	Uranium ores and concentrates	0	2	0	6
2613900000	Molybdenum ores and concentrates, other than roasted	0	11	0	332
2614001000	Titanium ores and concentrates, ilmenite ores and concentrates	0	12.448	0	29.900
2614009000	Titanium ores and concentrates, other than ilmenite ores & concentrates	245.000	1.686.080	209.080	1.340.890
2615100000	Zirconium ores and concentrates	1.432.075	12.943.684	1.616.605	14.338.120
2615900000	Other niobium, tantalum ores and concentrates vanadium or zirconium ores	44.165	574.113	49.282	762.801
2616900000	Precious metal ores other than silver ores	0	84	0	10.292
2617100000	Antimony ores and concentrates	3.861	49.599	23.503	260.667
2617900000	Other ores and concentrates.	0	81.563	0	44.967
2618000000	Granulated slag (slag sand) from the manufacture of iron or steel	0	253.075	0	37.487
2619000000	Slag, dross (not granula slag), & othwaste from the manufac. of iron or steel	41.800	1.025.657	5.016	118.263
2620110000	Ash & residues containing mainly zinc, hard zinc spelter	0	13	0	191
2620190000	Ash & residues containing mainly zinc, other than hard zinc spelter	0	247	0	4.955
2620290000	Ash & residues containing mainly lead, other than leaded gasoline sludges	0	157	0	8.568
2620910000	Ash & residues containing antimony, beryllium, cadmium, chromium or their mix	0	531	0	4.512
2621900000	Seaweed ash (kelp)	0	14.212	0	11.931
2701110000	Anthracite	2.895.360	64.590.488	667.485	16.905.723
2701121000	Bituminous coal: coking coal	0	205.438	0	91.654
2701129000	Bituminous coal: other than coking coal	6.000	491.187	1.860	113.479
2701190000	Other coal	70.077	2.034.144	40.986	4.773.068
2701200000	Briquettes, ovoids & similar solid fuels manufactured from coal	683.854	1.015.204	149.947	237.656
2702100000	Lignite, whether or not pulverised, but not agglomerated	3.533	33.553	4.388	76.711
2702200000	Agglomerated lignite	3.426	343.577	41.524	739.549
2703001000	Peat, whether or not compressed into bales, but not agglomerated	0	148.227	0	31.852
2703002000	Agglomerated peat	46.080	267.668	5.069	49.669
2704001000	Coke & semi-coke of coal	6.391.301	42.438.688	2.173.622	13.852.769
2704003000	Retort carbon	400.000	10.158.278	72.000	2.139.778
2705000000	Coal gas, water gas, producer gas and similar gases other than petroleum gas	18	1.742	3.143	22.360

**I.3. IMPOR MENURUT KOMODITI / IMPORT BY HS COMMODITY**  
**\*\*\*NOVEMBER / NOVEMBER 2009 \*\*\***

H S	Uraian Komoditi Commodity Description	Berat Bersih / Net Weight (Kg)		Nilai / Value C.I.F (US\$)	
		Bulan ini Current Month	Kumulatif Cum.Jan. to date	Bulan ini Current Month	Kumulatif Cum.Jan. to date
2706000000	Tar distilled from coal,from lignite orfrom peat & other mineral tars	72.000	1.037.963	38.106	598.739
2707100000	Benzol (benzene)	0	21.058	0	50.971
2707200000	Toluol (toluene)	0	2.584	0	12.286
2707300000	Xylol (xylenes)	1.550	17.781	8.934	102.927
2707400000	Napthalene	587	86.038	1.479	398.219
2707500000	Oth. aromatic hydrocarbon mix.of >= 65%by volume,distils at 250.c, astm d 86 m	1.324.056	15.750.059	1.141.887	11.546.211
2707910000	Creosote oils	0	49.030	0	80.910
2707992000	Carbon black feedstock	7	15.891	132	32.221
2707999000	Other products of the distilled of hightemperature coal tar	2.649.670	11.887.472	1.976.467	9.828.451
2708100000	Pitch	37.162	16.529.187	13.510	9.046.438
2708200000	Pitch coke	0	5.741.000	0	4.086.276
2709001000	Crude petroleum oil	1.309.934.508	13.916.131.901	797.948.332	6.527.169.758
2709002000	Condensate	0	58.959	0	58.177
2709009000	Other petroleum oil, crude	14.160	217.180	20.532	256.748
2710111100	Motor spirit, premium leaded	5.828.629	5.938.212	4.124.053	4.251.320
2710111200	Motor spirit, premium unleaded	442.889.589	6.704.330.453	303.806.162	3.907.267.383
2710111300	Motor spirit, regular leaded	0	16.600	0	14.678
2710111400	Motor spirit, regular unleaded	72.921.383	278.397.994	49.309.546	165.679.700
2710111500	Other motor spirit, leaded	0	48.800	0	52.380
2710111600	Other motor spirit, unleaded	48.716.151	723.474.435	34.059.900	421.982.967
2710112000	Aviation spirit	79.460	17.704.893	160.692	9.161.689
2710113000	Tetrapropylene	3.112.767	7.383.841	2.992.346	5.845.261
2710114000	White spirit	42.287	7.673.339	69.178	6.037.307
2710115000	Low aromatic solvents containing byweight <= 1 % aromatic content	991.058	10.270.786	1.117.961	10.342.645
2710116000	Other solvent spirits	219	843.013	1.131	809.123
2710117000	Naphtha, reformato or preparations forpreparing spirits	112.791.509	1.118.988.806	69.879.822	587.603.970
2710119000	Other petroleum oil, light oil & otherthan crude	636.733	14.379.317	811.742	14.158.553
2710191300	Aviation turbine fuel (jet fuel) havinga flash point of not less than 23-c	360	21.235.071	3.673	10.340.017
2710191400	Aviation turbine fuel (jet fuel) havinga flash point of less than 23-c	0	142.903.743	0	74.686.597
2710191600	Kerosene	19.987	42.485	32.910	77.328
2710191900	Other medium oils and preparations	3.525.558	85.839.873	3.863.135	77.117.292
2710192000	Topped crudes	15.160	638.247	20.724	806.673
2710193000	Carbon black feedstock oil	6.850	72.389.717	93.880	28.792.717
2710194100	Lubricating oil basestock	7.741.655	77.124.260	7.552.433	63.879.062
2710194200	Lubricating oils for aircraft engines	811	6.317	6.146	46.524
2710194300	Other lubricating oils	9.588.522	101.091.435	17.076.459	179.645.322
2710194400	Lubricating greases	1.016.623	8.980.820	2.153.006	23.842.080
2710195000	Hydraulic brake fluid	5.189	54.954	12.810	191.120
2710196000	Transformer and circuit breakers oils	592.952	8.665.398	651.243	8.598.426
2710197100	High speed diesel fuel	595.430.802	6.354.784.354	379.162.925	3.383.682.046
2710197200	Other diesel fuel	16.056.975	154.132.240	10.268.775	75.075.273
2710197900	Other fuel oils	169.585.713	1.422.307.850	82.573.098	572.921.117
2710199000	Oth petroleum oils & oils obtained frombituminous minerals (other than crude)	1.078.969	9.868.067	1.710.163	13.469.044
2710990000	Other waste oils	6	150.262	110	383.678
2711110000	Liquid natural gas	0	3.931.307	0	2.148.964
2711120000	Liquid propane	20.628.388	450.021.366	13.982.564	218.339.777
2711130000	Liquid butanes	22.507.867	416.724.960	15.255.832	206.351.135
2711141000	Liquid ethylene	0	2	0	365
2711149000	Liquid propylene, butylene & butadiene	0	43.014	0	93.387
2711190000	Other liquid petroleum gas	0	52.440.509	0	26.657.110
2711210000	Natural gas in gaseous state	0	126	0	7.925
2711290000	Other petroleum gas in gaseous state	652	47.878	10.162	213.485
2712100000	Petroleum jelly	114.134	2.458.199	206.256	4.043.826
2712200000	Paraffin wax containing by weight lessthan 0.75% of oil	357.418	3.002.047	525.460	3.585.645
2712901000	Other paraffin wax	1.338.945	12.486.162	1.628.090	13.269.845
2712909000	Microcrystalline petroleum wax, slackwax, ozokerite, lignite wax, peat wax	314.468	3.640.429	624.424	6.455.581
2713110000	Petroleum coke, not calcined	5.578.299	30.218.999	3.418.827	15.084.957
2713120000	Petroleum coke, calcined	260.971	53.875.300	241.099	28.792.981
2713200000	Petroleum bitumen	52.786.636	431.388.064	25.322.026	180.178.692
2713900000	Other residues of petroleum oils or ofoils obtained from bituminous minerals	6.435	7.898.969	12.809	4.471.097
2714100000	Bitumen and asphalt, natural bituminous oil shale and tar sands	115.505	822.385	94.601	416.735
2714900000	Bitumen and asphalt, natural asphalt sand asphaltic rocks	4.964.261	43.614.937	2.321.903	20.758.933
2715000000	Bituminous mix. based on natur. asphalt on natur. bitumen, on petroleum bitumen	57.917	549.025	165.892	1.287.481
2801100000	Chlorine	119.285	1.637.915	82.650	1.357.673
2801200000	Iodine	58	1.927	4.401	52.920
2801300000	Fluorine; bromine	20	95.169	2.113	106.080
2802000000	Sulphur, sublimed or precipitated, colloidal sulphur	61.345	36.990.439	86.217	4.415.520
2803001000	Rubber grade carbon black	10.029.008	84.167.674	10.483.120	76.306.496
2803002000	Acetylene black	540.786	5.614.186	1.016.423	10.680.799
2803003000	Other carbon blacks	1.522.896	15.557.361	1.825.775	16.406.926
2803009000	Other carbon	882.764	9.667.671	1.296.409	10.176.162
2804100000	Hydrogen	102.668	886.356	35.891	1.161.580

**I.3. IMPOR MENURUT KOMODITI / IMPORT BY HS COMMODITY**  
**\*\*\*NOVEMBER / NOVEMBER 2009 \*\*\***

H S	Uraian Komoditi Commodity Description	Berat Bersih / Net Weight (Kg)		Nilai / Value C.I.F (US\$)	
		Bulan ini Current Month	Kumulatif Cum.Jan. to date	Bulan ini Current Month	Kumulatif Cum.Jan. to date
2804210000	Argon	655.843	3.994.141	536.522	3.095.667
2804290000	Other rare gases	614.813	3.709.173	962.201	4.213.958
2804300000	Nitrogen	1.005.541	11.217.893	180.851	2.069.473
2804400000	Oxygen	2.128.261	23.226.325	754.294	6.895.404
2804500000	Boron; tellurium	8	120	360	1.596
2804610000	Silicon, containing by weight >= 99.99%	2.647	36.762	10.481	91.317
2804690000	Silicon, containing by weight < 99.99%	1.021.686	5.817.589	1.684.463	9.803.864
2804700000	Phosphorus	33.259	207.806	600.313	3.616.822
2804800000	Arsenic	0	75.001	0	91.729
2804900000	Selenium	1.069	11.719	81.809	598.165
2805110000	Sodium	6.477	394.598	16.503	1.421.964
2805120000	Calcium	12.734	235.483	13.636	1.006.004
2805190000	Other alkali or alkaline-earth metals	96.807	2.338.295	336.640	2.872.792
2805300000	Rare-earth metals, scandium & yttrium whether or not intermixed or interalloy	38	517	875	1.578
2805400000	Mercury	440	9.887	12.913	154.581
2806100000	Hydrogen chloride (hydrochloric acid)	133.581	1.187.890	35.942	739.768
2806200000	Chlorosulphuric acid	9	76	175	1.084
2807000000	Sulphuric acid; oleum.	3.955.183	87.412.664	252.249	3.692.355
2808000000	Nitric acid; sulphonitric acids	727.993	8.860.678	290.555	3.876.834
2809100000	Diphosphorus pentaoxide	39	43.686	633	72.052
2809203000	Phosphoric acids, hypophosphoric acids and hypophosphoric acids	1.633.390	10.196.598	1.113.969	6.974.507
2809209000	Other phosphoric acids, hypophosphoric acids and hypophosphoric acids	891.190	37.869.410	588.106	17.829.983
2810000000	Oxide of boron; boric acids	155.779	2.347.078	127.626	1.839.148
2811110000	Hydrogen fluoride (hydrofluoric acid)	79.319	620.620	62.939	674.427
2811191000	Arsenic acid	20.000	1.610.201	7.800	740.096
2811199000	Other inorganic acids	94	580.410	2.477	661.801
2811210000	Carbon dioxide	154.081	2.430.174	147.446	1.797.112
2811221000	Silica powder	951.622	13.161.281	1.051.563	12.603.099
2811229000	Silicon dioxide, other form	1.202.197	11.221.720	1.212.070	11.149.414
2811291000	Diarsenic pentaoxide	7	29.142	180	24.474
2811299000	Other inorganic oxygen compounds of non metals	185.900	1.042.901	283.673	1.692.572
2812100000	Chlorides and chloride oxides	2	52.402	56	97.499
2812900000	Other halides and halide oxides of nonmetals	21.265	160.141	92.820	802.393
2813100000	Carbon disulphide	1.864.250	4.984.621	1.628.640	4.201.315
2813900000	Other sulphides of non-metal	0	64	0	1.429
2814100000	Anhydrous ammonia	970	49.044.634	290	10.580.508
2814200000	Ammonia in aqueous solution	3.118	75.387	19.066	202.244
2815110000	Sodium hydroxide (caustic soda), solid	1.354.866	7.462.972	566.730	3.239.752
2815120000	Sodium hydroxide (caustic soda), in aqueous solution (lye or liquid soda)	2.266.815	11.153.830	491.164	2.981.801
2815200000	Potassium hydroxide (caustic potash)	1.188.222	8.425.122	1.398.194	10.977.490
2815300000	Peroxides of sodium or potassium	2.008	33.313	4.355	85.528
2816100000	Hydroxide and peroxide of magnesium	77.784	1.334.731	255.185	1.792.807
2816400000	Oxides, hydroxides & peroxides, of strontium or barium	21	250.595	380	130.083
2817001000	Zinc oxide	596.695	4.904.480	993.317	7.979.615
2817002000	Zinc peroxide	16.452	260.864	33.418	405.743
2818100000	Artificial corundum, whether or not chemically defined	130.258	4.806.982	120.644	1.789.337
2818200000	Aluminium oxide, other than artificial corundum	1.016.942	303.551.047	576.457	84.542.957
2818300000	Aluminium hydroxide	6.191.056	78.792.136	1.821.728	21.943.852
2819100000	Chromium trioxide	79.510	513.870	256.981	1.800.677
2819900000	Other chromium oxides and hydroxides	20.465	155.544	52.928	665.221
2820100000	Manganese dioxide	1.366.689	16.751.613	2.251.401	29.660.148
2820900000	Other manganese dioxide	305.077	1.853.387	464.128	2.660.030
2821100000	Iron oxides and hydroxides	919.204	9.418.502	932.820	6.661.650
2821200000	Earth colors	5.293	19.136	7.740	52.482
2822000000	Cobalt oxides and hydroxides, commercial	8.550	138.756	159.774	1.973.156
2823000000	Titanium oxides.	855.101	7.796.621	2.145.871	17.698.693
2824100000	Lead monoxide (litharge, massicot)	12.016	307.916	81.063	798.360
2824900000	Other lead monoxide	22.629	98.037	59.274	237.166
2825100000	Hydrazine, hydroxylamine, inorganic salt	68.573	1.037.109	266.616	3.241.227
2825200000	Lithium oxide and hydroxide	0	83.940	0	804.779
2825300000	Vanadium oxides and hydroxides	2	5.809	318	108.916
2825400000	Nickel oxides and hydroxides	22.693	121.155	403.418	1.732.472
2825500000	Copper oxides and hydroxides	65.475	571.632	404.385	2.765.699
2825600000	Germanium oxides and zirconium dioxide	0	14.251	0	67.737
2825700000	Molybdenum oxides and hydroxides	38	931	713	25.210
2825800000	Antimony oxides	33.721	580.748	165.803	2.971.716
2825900000	Other inorganic bases	192.055	2.845.681	3.137.422	9.587.095
2826120000	Fluorides of aluminium	0	192.000	0	227.692
2826190000	Other fluorides	48.633	924.729	35.179	856.877
2826300000	Sodium hexafluoroaluminate (synthetic cryolite)	2.544	40.879	5.904	54.115
2826900000	Other complex fluorine salt.	70.527	963.903	210.126	2.421.126
2827100000	Ammonium chloride	421.055	4.246.268	160.495	1.465.421

**I.3. IMPOR MENURUT KOMODITI / IMPORT BY HS COMMODITY**  
**\*\*\*NOVEMBER / NOVEMBER 2009 \*\*\***

H S	Uraian Komoditi Commodity Description	Berat Bersih / Net Weight (Kg)		Nilai / Value C.I.F (US\$)	
		Bulan ini Current Month	Kumulatif Cum.Jan. to date	Bulan ini Current Month	Kumulatif Cum.Jan. to date
2827201000	Calcium chloride, commercial grades	265.012	1.741.087	56.501	383.664
2827209000	Calcium chloride, not commercial grades	1.349.598	13.026.758	364.802	3.571.407
2827310000	Other chlorides of magnesium	52.559	750.513	30.091	348.837
2827320000	Other chlorides of aluminium	884.313	7.895.668	330.111	3.077.761
2827350000	Other chlorides of nickel	10.139	157.997	34.703	598.385
2827390010	Other chlorides of zinc	176.128	1.314.816	140.039	1.034.488
2827390090	Other chlorides of iron, cobalt and of other materials	213.277	1.358.200	105.684	1.191.829
2827410000	Chloride oxides & chloride hydroxides, of copper	1.500	23.523	4.050	61.697
2827490000	Other chloride oxides & chloride hydroxides	170.905	1.882.250	138.076	1.680.533
2827510000	Bromides of sodium or of potassium	62.035	739.396	122.334	1.273.569
2827590000	Other bromides	23.701	83.451	32.300	398.940
2827600000	Iodides and iodide oxides	3.348	83.746	80.166	496.052
2828100000	Commercial calcium hypochlorite & other calcium hypochlorites	325.062	4.741.640	319.356	4.177.625
2828901000	Sodium hypochlorite	3.066	61.715	15.303	129.066
2828909000	Other hypochlorite	304.883	1.710.942	403.407	2.419.434
2829110000	Chlorates of sodium	250.177	1.194.607	150.258	1.559.212
2829190000	Other chlorates	284.016	1.680.153	325.850	1.856.442
2829900000	Bromat dan perbromat, iodat & periodat	97.141	392.237	343.918	1.472.425
2830100000	Sodium sulphides	824.553	5.170.706	331.573	2.604.743
2830900000	Other sulphides	2.545	874.488	14.871	516.088
2831100000	Dithionites and sulphoxylates of sodium	454.465	5.933.490	363.010	4.972.010
2831900000	Other dithionites and sulphoxylates	18.002	148.259	34.288	286.881
2832100000	Sodium sulphites	707.481	7.750.142	297.192	3.236.859
2832200000	Other sulphites	88.014	663.726	33.054	277.277
2832300000	Thiosulphates	101.595	1.425.798	39.376	538.722
2833110000	Disodium sulphate	10.806.024	152.529.161	1.207.360	16.465.901
2833190000	Other sodium sulphates	19.543.171	91.019.005	2.187.321	10.586.694
2833210000	Magnesium sulphate	578.274	6.689.920	131.827	1.512.399
2833221000	Aluminium sulphate :commercial grade	0	42.027	0	74.232
2833229000	Aluminium sulphate:other grade	700	247.188	434	71.878
2833240000	Nickel sulphate	46.236	600.732	385.512	2.848.290
2833250000	Copper sulphate	819.677	5.970.112	1.207.949	8.976.391
2833270000	Barium sulphate	138.058	1.524.925	133.805	1.240.505
2833291000	Of chromium or zinc	321.198	3.232.504	425.934	3.146.202
2833292000	Tribasic lead sulphate	21.651	349.594	60.816	489.598
2833299000	Other sulphate of other material	436.638	4.538.363	177.382	2.417.614
2833300000	Alums	70.128	1.306.107	21.379	367.196
2833400000	Peroxosulphates (persulphates)	53.607	997.413	64.827	1.148.130
2834100000	Nitrites	199.487	3.051.548	106.674	1.605.743
2834210000	Nitrates of potassium	24.001	1.195.811	26.681	1.317.745
2834290000	Other nitrates	255.727	3.448.091	187.131	2.303.945
2835100000	Phosphinates (hypophosphites) and phosphonates (phosphites)	59.653	532.282	82.145	1.273.493
2835220000	Phosphates of mono- or disodium	157.220	3.002.333	230.368	2.932.495
2835240000	Phosphates of potassium	170.302	1.621.552	346.824	4.464.180
2835251000	Dicalcium phosphate, feed grade	2.826.233	28.949.926	1.109.112	11.893.899
2835259000	Other hypophosphites, phosphonates and phosphates, polyphosphates	232.827	6.406.294	111.826	2.993.798
2835260000	Other phosphates of calcium	2.751.982	24.153.348	1.410.300	16.284.337
2835290000	Other phosphates	353.104	2.999.097	234.707	3.617.593
2835310000	Sodium triphosphate (sodium tripolyphosphate)	1.913.397	32.763.735	1.404.913	25.501.720
2835391000	Tetranatrium pirofosfat	20.284	428.988	34.753	669.223
2835399000	Other polyphosphates	317.323	5.131.643	457.976	7.590.113
2836200000	Disodium carbonate	82.225.499	651.858.739	15.224.785	139.493.732
2836300000	Sodium hydrogen carbonate (sodium bicarbonate)	6.112.688	74.302.819	1.496.054	18.183.470
2836400000	Potassium carbonates	396.531	5.025.616	403.061	5.981.951
2836501000	Calcium carbonate, food or pharmaceutical grade	1.241.624	10.473.412	462.457	3.838.024
2836509000	Calcium carbonate, other grade	4.725.764	47.769.028	1.470.961	10.573.687
2836600000	Barium carbonate	224.675	2.663.301	114.480	1.265.549
2836910000	Lithium carbonates	6.000	92.142	39.195	309.519
2836920000	Strontium carbonate	24.000	242.168	11.640	112.142
2836990000	Other carbonates	781.181	9.858.354	782.666	8.378.517
2837110000	Cyanides and cyanide oxides, of sodium	365.500	4.035.582	684.812	7.610.569
2837190000	Other cyanides and cyanide oxides	200	13.574	1.883	127.845
2837200000	Complex cyanides	0	21.097	0	28.915
2839110000	Sodium metasilicates	181.451	2.590.488	78.659	1.108.325
2839191000	Sodium silicates	1.911.354	16.138.429	526.960	4.993.350
2839199000	Other silicates of sodium	615.401	6.588.438	411.399	3.908.343
2839900000	Other silicates; commercial alkali metal silicates	285.165	3.027.326	450.609	4.504.125
2840110000	Disodium tetraborate (refined borax), anhydrous	1.200	1.250	4.297	4.993
2840190000	Other disodium tetraborate (refined borax)	1.220.832	20.647.260	754.857	12.807.455
2840200000	Other borates	24.000	102.863	15.360	187.226
2840300000	Peroxborates (perborates)	0	207.381	0	281.605
2841300000	Sodium dichromate	97	320.787	2.711	481.952

**I.3. IMPOR MENURUT KOMODITI / IMPORT BY HS COMMODITY**  
**\*\*\*NOVEMBER / NOVEMBER 2009 \*\*\***

H S	Uraian Komoditi Commodity Description	Berat Bersih / Net Weight (Kg)		Nilai / Value C.I.F (US\$)	
		Bulan ini Current Month	Kumulatif Cum.Jan. to date	Bulan ini Current Month	Kumulatif Cum.Jan. to date
2841500000	Other chromates and dichromates,peroxochromates	22.535	76.046	92.103	316.994
2841610000	Potassium permanganate	0	325.264	0	887.091
2841690000	Other manganit	0	816	0	3.500
2841700000	Molybdates	2.181	19.195	17.143	229.973
2841800000	Tungstates (wolframates)	0	8.834	0	28.675
2841900000	Oth salts of oxometallic orperoxometallic acids	9.816	250.398	54.192	1.304.101
2842100000	Double/complex silicates,includ aluminosilicates w.or not chemical defined	1.109.690	12.796.585	496.446	6.085.701
2842901000	Sodium arsenite	20.008	101.413	18.933	100.852
2842902000	Copper and/or chromium salts	2	9.353	21	32.293
2842909000	Oth salts of inorganic acids/peroxoacid	108.795	829.762	704.111	3.424.139
2843100000	Colloidal precious metals	150	1.462	635	12.734
2843210000	Silver nitrate	726	2.637	85.037	391.428
2843290000	Other silver compounds	5.708	14.874	230.992	779.393
2843300000	Gold compounds	2.730	8.658	100.760	1.978.058
2843900000	Other amalgams and other compoundcolloidal precious metals	1.247	5.808	117.062	673.383
2844109000	Ceramic products & mixtures containinatural uranium	0	3.968	0	586.795
2844301000	Uranium depleted in u235 & its compoundthorium and its compunds	2	2	2.324	2.324
2844401900	Other radioactive elements & isotopes &compounds, radioactive residues	0	94	0	151.415
2844409000	Ceramic products & mixtures containin isotop or compound,radioactive residues	614	12.496	256.555	2.020.621
2845100000	Heavy water (deuterium oxide)	0	17	0	391
2845900000	Other isotops other than those heading28.44	6.761	9.520	11.826	38.201
2846100000	Cerium compounds	5	4.801	924	34.823
2846900000	Other compounds, inorganic or organicof rare-earth metal	7.011	19.139	32.414	101.004
2847001000	Liquid hydrogen peroxide,whether or notsolidified with urea	1.206.845	8.561.464	439.696	3.628.827
2847009000	Hydrogen peroxide, whether or notsolidified with urea other form	111.312	378.743	44.193	177.287
2848000000	Phosphides, whether or not chemicallydefined excluding ferrophosphorus.	10.896	69.566	91.237	253.869
2849100000	Carbides, whether or not chemicallydefined of calcium	756.862	8.646.917	387.219	4.515.960
2849200000	Carbides, whether or not chemicallydefined of silicon	435.756	1.759.990	303.191	1.527.083
2849900000	Carbides, whether or not chemicallydefined of other material	4.913	181.515	67.573	732.820
2850000000	Hydrides, nitrides, azides, silicidesand borides	365	11.717	24.321	165.942
2852001000	Mercury sulphate	55	153	3.708	18.030
2852002000	Mercury compounds of a kind used as	1	10	49	172
2852009000	Other compounds, inorganic/organic, ofmercury, excluding amalgams	191	2.514	16.694	64.231
2853000000	Liquid, compressed air, other inorganic(incl distil/conductivity water,similar)	1.039	49.964	22.872	462.764
2901100000	Saturated acyclic hydrocarbons.	1.071.611	7.235.647	1.117.073	8.223.747
2901210000	Ethylene	37.065.225	595.499.395	33.687.115	451.916.671
2901220000	Propene (propylene)	21.558.046	255.669.780	21.525.301	209.471.232
2901230000	Butene (butylene) and isomers thereof	900.000	20.935.001	1.180.251	24.246.288
2901240000	Buta-1, 3-diene and isoprene	2.250.951	31.825.594	3.222.574	29.205.916
2901291000	Acetylene	1.610	180.676	3.633	134.524
2901299000	Other unsaturated acyclic hydrocarbons	33.040	7.075.440	84.021	6.647.426
2902110000	Cyclohexane	67.995	495.151	105.891	804.122
2902190000	Other cyclanes	85.784	1.058.435	200.227	1.806.295
2902200000	Benzene	10.530.188	155.071.262	8.020.226	95.976.688
2902300000	Toluene	8.344.542	101.342.979	6.716.005	73.630.425
2902410000	O-xylene	3.003.369	22.673.451	2.769.923	18.531.923
2902420000	M-xylene	0	780.653	0	577.572
2902430000	P-xylene	45.355.838	608.014.878	42.749.055	549.328.605
2902440000	Mixed xylene isomers	4.695.180	33.210.556	3.919.384	25.643.805
2902500000	Styrene	2.125.677	16.850.738	2.446.621	16.110.536
2902600000	Ethylbenzene	6.236	101.626	34.000	279.449
2902700000	Cumene	2	2.851.382	53	2.469.071
2902901000	Dodecylbenzene	135.440	530.881	176.496	731.654
2902902000	Alkylbenzenes	11.945	420.453	32.225	515.870
2902909000	Other cyclic hydrocarbons.	469.135	5.507.120	717.324	8.291.022
2903111000	Methyl chloride used in the manufactureof herbicides	32.000	818.589	74.512	1.036.697
2903119000	Other methyl chloride	0	35.765	0	90.352
2903120000	Dichloromethane (methylene chloride)	707.108	7.598.148	474.026	4.415.494
2903130000	Chloroform (trichloromethane)	37.794	485.058	152.340	1.831.292
2903150000	1,2-dichloroethane (ethylene dichloride)	2	60	70	1.021
2903190010	1,1,1-trichloroethane(methyl chloroform)	0	12.400	0	11.036
2903190090	Other halogenated derivatives ofhydrocarbons	40.359	156.694	39.518	199.410
2903211000	Vinyl chloride monomer (vcn)	5.953.908	95.228.112	4.108.196	59.499.100
2903219000	Other vinyl chloride (chloroethylene)	21.775	286.366	50.011	634.321
2903220000	Trichloroethylene	167.340	1.828.929	157.904	1.582.319
2903230000	Tetrachloroethylene (perchloroethylene)	58.795	1.248.847	37.762	1.025.210
2903290000	Other unsaturated chlorinated derivatives of acyclic hydrocarbons	39.328	1.124.782	233.335	4.775.563
2903310000	Ethylene dibromide (iso)(1,2-dibromoethane)	20.000	63.355	60.600	223.090
2903390000	Oth fluorinated, brominated/iodinated	70.783	471.916	260.903	1.863.242
2903410000	Trichlorofluoromethane	31.280	58.010	138.921	240.823
2903420000	Dichlorodifluoromethane	0	1.880	0	8.566
2903440000	Dichlorotetrafluoroethanes and chloropenta fluoroethane	0	63	0	10.682

**I.3. IMPOR MENURUT KOMODITI / IMPORT BY HS COMMODITY**  
**\*\*\*NOVEMBER / NOVEMBER 2009 \*\*\***

H S	Uraian Komoditi Commodity Description	Berat Bersih / Net Weight (Kg)		Nilai / Value C.I.F (US\$)	
		Bulan ini Current Month	Kumulatif Cum.Jan. to date	Bulan ini Current Month	Kumulatif Cum.Jan. to date
2903470000	Other perhalogenated derivatives	0	664	0	16.671
2903490000	Derivatives of methane, ethane/propane,halogenated with flourine & chlorine	308.731	5.633.137	531.721	10.175.968
2903510000	1, 2, 3, 4, 5, 6-hexachlorocyclohexane	31.410	191.860	72.298	426.267
2903590000	Other halogenated derivatives of cyclanic cyclenic/cycloterpenic hydrocarbon	0	16.467	0	78.909
2903610000	Chlorobenzene, o-dichlorobenzene andp-dichlorobenzene	476.801	5.096.452	747.484	7.373.365
2903690000	Other halogenated derivatives ofaromatic	75.291	852.139	163.183	1.879.713
2904100000	Derivatives containing only sulphogroups their salts and ethyl esters	541.160	3.145.112	566.238	3.585.156
2904200000	Derivatives containing only nitro oronly nitroso groups	7.500	240.910	43.374	927.503
2904900000	Other derivatives of hydrocarbons,whether or not halogenated	1.978	125.870	21.232	1.489.227
2905110000	Methanol (methyl alcohol)	8.717.837	71.820.196	2.185.537	15.644.758
2905120000	Propan-1-ol(propyl alcohol) & propan-2-ol (isopropyl alcohol)	2.700.842	16.679.224	2.748.176	15.504.989
2905130000	Butan-1-ol (n-butyl alcohol)	1.028.847	30.459.854	1.118.257	26.640.824
2905140000	Other butanols	488.817	5.301.996	538.338	4.706.321
2905160000	Octanol (octyl alcohol) and isomersthereof	2.162.352	25.148.022	2.827.998	25.692.871
2905170000	Dodecan-1-ol (lauryl alcohol), hexadecan-1-ol, and octadecan-1-ol	54.059	580.548	124.041	1.060.076
2905190000	Other sulphonated, nitrated/nitrosated	849.143	5.074.616	988.677	5.553.498
2905220000	Acyclic terpene alcohols	144.329	1.105.761	1.088.376	8.865.999
2905290000	Other unsaturated monohydric alcohols	13.766	249.952	248.225	2.349.565
2905310000	Ethylene glycol (ethanediol)	24.393.325	291.185.307	18.862.058	189.877.058
2905320000	Propylene glycol (propane-1, 2- diol)	1.753.934	21.961.050	2.716.868	32.441.736
2905390000	Other diols	76.207	2.307.430	347.232	5.951.251
2905410000	2-ethyl-2-(hydroxymethyl) propane-1,3-(trimethylolpropane)	49.901	291.153	87.025	544.577
2905420000	Pentaerythritol	697.072	4.119.838	740.414	4.522.539
2905430000	Mannitol	16.004	286.243	61.129	1.293.061
2905440000	D-glucitol (sorbitol)	20.915	735.078	18.607	643.869
2905450000	Glycerol	588.216	3.773.068	334.014	2.729.224
2905490000	Other polyhydric alcohols	9.989	551.591	74.981	1.727.803
2905510000	Ethchlorvynol (inn)	0	172	0	958
2905590000	Other halogenated, sulphonated,nitratedderivatives of acyclic alcohols	14.151	94.105	42.644	346.374
2906110000	Menthol	25.723	350.769	202.286	3.520.908
2906120000	Cyclohexanol, methylcyclohexanols anddimethylcyclohexanols	0	6.775	0	24.536
2906130000	Sterols and inositols	37.270	352.016	237.900	2.337.235
2906190000	Other cyclanic, cyclenic/cycloterpenic	20.211	331.090	120.344	2.550.493
2906210000	Benzyl alcohol	69.858	438.315	136.422	1.032.942
2906290000	Other aromatic alcohol	37.670	444.767	81.675	2.452.256
2907110000	Phenol (hydroxybenzene) and its salts	1.954.006	12.843.126	2.025.500	12.672.425
2907120000	Cresols and their salts	80.248	407.282	115.272	764.976
2907130000	Octylphenol, nonylphenol and theirisomers, salts thereof	94.671	1.353.554	160.914	2.104.955
2907150000	Naphthols and their salts	538	104.968	2.895	402.310
2907190000	Other monophenols	129.615	1.031.522	274.068	2.611.967
2907210000	Resorcinol and its salts	29.758	378.703	162.007	2.115.341
2907220000	Hydroquinone (quinol) and its salts	66.465	333.667	477.205	2.650.504
2907230000	4,4-isopropylidenediphenol (bisphenola, diphenylolpropane) and its salts	49.000	260.438	74.338	378.930
2907290000	Other polyphenols; phenol-alcohols	33.840	118.397	130.707	609.899
2908110000	Pentachlorophenol (iso)	0	147.083	0	1.120.201
2908190000	Oth derivatives containing only halogensubstituents and their salts	11	6.221	204	26.467
2908910000	Dinoseb (iso) and its salts	19.961	192.301	78.145	738.332
2908990000	Oth derivatives containing only sulphogroups their salts and esters	7.451	119.805	19.120	485.469
2909110000	Diethyl ether	0	24.951	0	146.226
2909191000	Methyl tertiary butyl ether	0	50.943	0	96.237
2909199000	Other acyclic ethers and their halogenated	5.466	65.090	38.148	1.576.642
2909200000	Cyclanic, cyclenic or cycloterpenicethers & their halogenated derivatives	1.834	13.524	16.200	241.871
2909300000	Aromatic ethers & their halogenated,sulphonated, or nitrosated derivatives	40.072	561.446	225.590	2.557.622
2909410000	2,2-oxydiethanol (diethylene glycol,digol)	205.944	5.681.242	140.370	4.117.019
2909430000	Monobutyl ethers of ethylene glycol orof diethylene glycol	984.637	10.581.714	1.403.597	13.846.307
2909440000	Other monoalkylethers of ethyleneglycol or of diethylene glycol	660.289	5.849.880	956.521	7.758.019
2909490000	Other ether-alcohols, their halogenatedsulphonated, nitrated derivatives	582.646	6.247.278	1.391.268	14.464.200
2909500000	Ether-phenols, ether-alcohol-phenols &their halogenated, nitrated derivatives	7.455	137.683	103.532	2.213.831
2909600000	Alcohol peroxides, ether peroxides, ketone peroxides & their halogenated drv	75.368	986.302	164.418	2.149.457
2910100000	Oxirane (ethylene oxide)	0	55.589	0	199.195
2910200000	Methylloxirane (propylene oxide)	4.016.422	16.098.839	5.197.250	20.957.977
2910300000	1chloro2, 3epoxypropane(epichlorohydrin)	18.655	232.067	26.615	342.358
2910900000	Other epoxides, epoxyalcohols, epoxyphenols & their halogenated derivatives	647	21.144	3.859	147.159
2911000000	Acetals & hemiacetals, whether or notwith other oxygen function	1.788	12.540	43.878	271.776
2912111000	Formalin	45	78.368	1.245	25.616
2912119000	Other methanal (formaldehyde)	0	602	0	6.878
2912120000	Ethanal (acetaldehyde)	1	2.643	14	49.279
2912190000	Other acyclic aldehydes without otheroxygen function	197.910	1.541.069	320.461	4.402.729
2912210000	Benzaldehyde	421	34.866	1.005	136.636
2912290000	Other cyclic aldehydes without otheroxygen function	73.824	1.322.838	548.590	6.889.242
2912300000	Aldehyde-alcohols	26.119	111.282	223.713	884.940
2912410000	Vanillin (4-hydroxy-3-methoxybenzal-dehyde)	21.075	312.501	297.685	2.905.225

**I.3. IMPOR MENURUT KOMODITI / IMPORT BY HS COMMODITY**  
**\*\*\*NOVEMBER / NOVEMBER 2009 \*\*\***

H S	Uraian Komoditi Commodity Description	Berat Bersih / Net Weight (Kg)		Nilai / Value C.I.F (US\$)	
		Bulan ini Current Month	Kumulatif Cum.Jan. to date	Bulan ini Current Month	Kumulatif Cum.Jan. to date
2912420000	Ethylvanillin (3-ethoxy-4-hydroxyben-zaldehyde)	28.640	192.010	592.615	3.859.532
2912490000	Other aldehyde-ethers,aldehyde-phenols& aldehydes with other oxygen function	2.124	54.956	20.511	347.292
2912500000	Cyclic polymers of aldehydes	2.334	29.671	13.598	204.740
2912600000	Paraformaldehyde	500.931	3.868.529	326.332	2.444.684
2913000000	Halogenated,sulphonated,nitrated or nitrosated derivat.of products of h 29.12	16.059	119.955	70.613	653.735
2914110000	Acetone	732.035	14.878.342	576.063	10.429.651
2914120000	Butanone (methyl ethyl ketone)	1.345.973	24.489.063	1.317.455	21.334.601
2914130000	4-methylpentan-2-one (methyl isobutylketone)	290.773	2.448.631	395.877	3.254.599
2914190000	Other acyclic ketones without otheroxygen function	9.197	169.997	36.743	1.278.284
2914210000	Camphor	27.113	169.955	70.021	493.874
2914220000	Cyclohexanone and methylcyclohexanones	273.686	2.132.862	471.067	2.880.504
2914230000	Ionones and methylionones	4.736	204.096	46.815	2.351.991
2914290000	Other cyclanic, cyclenic or cycloterpepenic ketones without oth. oxygen func.	102.105	1.568.255	1.101.994	13.787.047
2914390000	Other aromatic ketones without otheroxygen function	7.481	102.698	41.916	924.338
2914400000	Ketone-alcohols and ketone-aldehydes	194.175	1.574.085	398.426	2.419.329
2914500000	Ketone-phenols & ketones without otheroxygen function	8.493	120.658	291.602	1.833.178
2914610000	Anthraquinone	0	4.235	0	59.585
2914690000	Other quinones	561	77.028	19.191	878.380
2914700000	Halogenated, sulphonated, nitrated or nitrosated derivatives	4.447	33.547	75.091	376.333
2915110000	Formic acid	370.332	1.521.139	382.760	1.533.062
2915120000	Salts of formic acid	525.210	2.210.234	210.227	1.064.844
2915130000	Esters of formic acid	3.881	115.543	10.140	424.953
2915210000	Acetic acid	7.464.200	82.199.583	3.457.749	36.897.655
2915240000	Acetic anhydride	877	63.315	2.970	121.328
2915290000	Other acetic acid and its salts	101.031	1.375.871	222.442	2.811.887
2915310000	Ethyl acetate	215.629	7.398.624	224.260	6.114.152
2915320000	Vinyl acetate	3.036.010	34.491.333	2.501.835	29.254.473
2915330000	N-butyl acetate	43.276	3.138.370	48.154	3.580.272
2915360000	Dinoseb (iso) acetate	294	68.076	2.439	108.623
2915390000	Other esters of acetic acid	800.350	7.935.665	1.879.417	20.523.943
2915400000	Mono-, di- or trichloroacetic acids,their salts and esters	209.888	2.466.133	202.456	2.538.055
2915500000	Propionic acids, its salts and esters	67.035	1.932.274	188.976	4.453.598
2915600000	Butanoic acids, pentanoic acids, theirsalts and esters	158.326	1.962.365	432.878	4.895.027
2915701000	Palmitic acid, its salts and esters	108.377	1.790.178	251.609	3.981.747
2915702000	Stearic acid	193.730	2.921.955	228.556	3.250.060
2915703000	Salts and esters of stearic acid	318.198	2.762.190	554.735	4.732.909
2915901000	Acetyl chloride	15.367	150.968	20.439	313.855
2915902000	Lauric acid, myristic acid, their saltsand esters	268.217	3.956.662	288.676	4.146.929
2915909000	Other saturated acyclic monocarboxylicacids & their anhydrides & halides	192.046	2.201.040	613.025	6.294.313
2916110000	Acrylic acid and its salts	342.111	7.373.066	575.631	11.086.903
2916120000	Esters of acrylic acid	1.718.666	27.338.660	2.603.927	37.008.669
2916130000	Methacrylic acid and its salts	164.630	1.007.371	411.551	2.444.051
2916141000	Methyl methacrylate	2.584.452	29.149.826	4.263.619	48.087.554
2916149000	Other esters of methacrylic acid	157.657	1.487.181	445.318	4.238.510
2916150000	Oleic,linoleic or linolenic acids,theirsalts and esters	15.512	810.437	27.934	1.129.682
2916190000	Oth unsaturated acyclic monocarboxylicacids, their anhydrides & halides	76.591	750.841	347.581	3.254.346
2916200000	Cyclanic, cyclenic or cycloterpenicmonocarboxylic acids, their anhydrides	97.750	698.618	1.889.244	15.385.820
2916310000	Benzoic acid, its salts and esters	612.589	4.855.937	915.180	6.738.419
2916320000	Benzoyl peroxide and benzoyl chloride	58.897	277.574	78.394	551.248
2916340000	Phenylacetic acid and its salt	0	2.217	0	12.644
2916350000	Esters of phenylacetic acid	4.556	36.248	1.123.930	5.320.221
2916360000	Binapacryl (iso)	0	1	0	87
2916391000	2,4-dichlorophenyl acetic acid & itsalts and esters	386.000	1.339.887	898.620	3.204.931
2916399000	Other aromatic monocarboxylic acids,their anhydrides, halides & peroxides	53.065	549.720	352.032	3.898.671
2917110000	Oxalic acid, its salts and esters	124.259	1.133.769	85.368	910.842
2917121000	Diocetyl adipate (doa)	124.981	1.508.288	239.888	1.983.228
2917129000	Other adipic acid, its salts & esters	108.167	605.289	198.491	1.222.313
2917130000	Azelaic acid, sebacic acid, their saltsand esters	33.728	144.573	122.436	647.058
2917140000	Maleic anhydride	23.389	1.529.961	34.438	1.541.907
2917190000	Other acyclic polycarboxylic acids,their anhydrides, halides & peroxides	148.275	1.899.964	270.414	3.793.477
2917200000	Cyclanic, cyclenic or cycloterpenicpolycarboxylic acids, their anhydrides	13.929	269.070	22.760	533.542
2917320000	Diocetyl orthophthalates	100.083	1.959.373	78.360	1.984.020
2917330000	Dinonyl or didecyl orthophthalates	19.720	683.611	33.918	1.104.565
2917340000	Other esters of orthophthalic acid	346.865	1.627.478	505.240	2.364.233
2917350000	Phthalic anhydride	1.125.309	15.154.035	1.099.615	13.738.989
2917360000	Terephthalic acid and its salts	1.009.274	8.756.535	906.107	7.046.523
2917370000	Dimethyl terephthalate	43.000	147.000	44.220	152.570
2917391000	Triocetyltrimellitate (totm)	131.299	1.217.740	174.976	1.598.231
2917392000	Other phthalic plasticizers & esters ofphthalic anhydride	1	813.748	211	1.062.670
2917399000	Other aromatic polycarboxylic acids,their anhydrides, halides & peroxides	443.001	4.554.487	501.155	5.884.580
2918110000	Lactic acid, its salts and esters	187.618	1.647.463	420.339	3.550.723
2918120000	Tartaric acid	37	223.012	444	603.637

**I.3. IMPOR MENURUT KOMODITI / IMPORT BY HS COMMODITY**  
**\*\*\*NOVEMBER / NOVEMBER 2009 \*\*\***

H S	Uraian Komoditi Commodity Description	Berat Bersih / Net Weight (Kg)		Nilai / Value C.I.F (US\$)	
		Bulan ini Current Month	Kumulatif Cum.Jan. to date	Bulan ini Current Month	Kumulatif Cum.Jan. to date
2918130000	Salts and esters of tartaric acid	50.381	331.675	122.463	830.040
2918140000	Citric acid	3.088.206	21.783.883	2.693.138	20.819.377
2918151000	Calcium citrate	67.186	610.386	45.175	744.773
2918159000	Other salts and esters of citric acid	501.926	4.349.941	730.655	6.667.158
2918160000	Gluconic acid, its salts and esters	377.116	2.212.811	304.749	2.148.486
2918190000	Oth carboxylic acids with alcohol function but without other oxygen function	308.582	1.268.233	368.083	2.262.733
2918210000	Salicylic acid and its salts	101.551	348.898	286.819	1.037.353
2918220000	O-acetylsalicylic acid,its salts andesters	19.201	307.264	54.619	1.006.577
2918230000	Other esters of salicylic acid & theirsalts	81.945	1.425.335	195.534	3.847.777
2918291000	Alkyl sulphonic ester of phenol	0	6.891	0	32.022
2918299000	Other carboxylic acids with phenol function but without other oxygen function	32.228	496.203	229.135	3.778.138
2918300000	Carboxylic acids with aldehyde/ketonefunction but without other oxygen func.	8.986	314.597	227.385	5.152.931
2918910000	2,4,5-t(iso) (2,4,5-trichlorophenoxy)acetic	19.760	411.549	27.680	686.265
2918990000	Oth carboxylic acids with additionaloxygen function,their anhydrides,halides	54.351	1.129.162	487.933	6.254.177
2919100000	Tris(2,3-dibromopropyl) phosphate	9.332	85.594	14.538	417.857
2919900000	Oth.phosphoric esters,their salts,incllactophosphates, their halogenated	8.175	86.895	61.081	490.217
2920110000	Parathion (iso) & parathion-methyl (iso)	1.396	15.627	11.254	120.825
2920190000	Oth thiophosphoric esters,(phosphorothioates) & their salts	9.935	198.445	36.759	480.469
2920901000	Dimethyl sulphate (dms)	20.617	189.713	11.428	394.946
2920909000	Other esters of other inorganic acidsof non metals and their salts	93.616	405.427	344.111	1.034.347
2921110000	Methylamine, di- or trimethylamine andtheir salts	159.870	1.274.497	264.624	2.121.523
2921190000	Other acyclic monoamines & their derivatives; salts thereof	896.524	6.169.117	1.654.970	13.075.762
2921210000	Ethylenediamine and its salts	94.180	1.362.632	272.448	4.581.826
2921220000	Hexamethylenediamine and its salts	8.350	177.940	42.192	652.246
2921290000	Other acyclic polyamines & their derivatives; salts thereof	215.546	2.806.974	514.534	5.736.002
2921300000	Cyclanic, cyclenic or cycloaterpenicmono-or polyamines,& their derivatives	624.701	5.541.994	1.269.737	11.180.641
2921410000	Aniline and its salts	50.401	1.575.608	126.076	4.086.138
2921420000	Aniline derivatives and their salts	59.275	585.586	125.192	1.479.184
2921430000	Toluidines & their derivatives; saltsthereof	1	10.563	25	59.471
2921440000	Diphenylamine & its derivatives; saltsthereof	11	31.562	809	182.285
2921450000	1-naphthylamine (alpha-naphthylamine),2-naphthylamine (beta-naphthylamine)	14	305.358	2.859	840.741
2921490000	Oth aromatic monoamines & their deri-vatives; salts thereof	266	72.501	3.112	276.941
2921510000	O-,m-,p-phenylenediam, diaminotoluenes & their derivatives; salts thereof	214.846	2.092.192	759.242	7.629.215
2921590000	Oth aromatic polyamines & their derivatives; salts thereof	151.089	2.414.264	918.219	11.686.937
2922110000	Monoethanolamine and its salts	121.898	994.903	166.649	1.394.149
2922120000	Diethanolamine and its salts	71.538	2.166.428	114.293	3.301.402
2922130000	Triethanolamine and its salts	30.566	327.049	56.448	712.668
2922140000	Dextropropoxyphene (inn) and its salts	0	1	0	600
2922191000	Ethambutol & its salts, esters & otherdrv suitable for produc of anti tbc pr	5.381	129.116	182.953	3.071.264
2922192000	D-2-amino-normal-butyl-alcohol	0	109.271	0	393.832
2922199000	Oth amino-alcohols,phenylpropanolamin hcl, tramadol, ketamin hcl	3.387	463.165	634.141	4.780.436
2922210000	Amino hydroxynaphthalene sulphonicacids and their salts	24.822	1.310.981	115.755	4.533.693
2922290000	Other amino-naphthols & other aminophenols	17.516	559.709	100.939	2.317.990
2922310000	Amfepramone (inn), methadone (inn) & normethadone (inn); salts thereof	0	2	0	227
2922390000	Other amino-aldehydes,amino-ketones& aminno-quinones	6.324	15.067	58.527	384.007
2922410000	Lysine and its esters; salts thereof	272.363	3.461.777	333.182	5.726.765
2922421000	Glutamic acid	6.027	111.798	42.680	441.096
2922422000	Monosodium glutamate	1.379.751	14.235.893	1.585.267	15.202.429
2922429000	Salts of glutamic acid	2.609	101.181	16.979	242.991
2922430000	Anthranilic acid and its salts	0	3.685	0	18.805
2922491000	Mephenamic acid and its salts	57.251	514.032	586.626	4.690.321
2922499000	Oth amino acids,o.t.t containing morethan one kind of oxygen function	117.492	1.649.269	588.086	11.713.213
2922501000	P-aminosalicylic acid & its salts,esterand other derivatives	17.502	253.019	40.292	632.881
2922509000	Oth amino-alcohol-phenols,amino-acidphenols oth amino-comp with oxyg funct.	31.055	224.004	634.733	3.626.250
2923100000	Choline and its salts	485.451	4.851.884	614.030	5.230.607
2923201000	Lecithins, whether or not chemicallydefined	384.044	6.059.583	432.422	6.458.223
2923209000	Other phosphoaminolipids	185.936	1.644.767	306.229	2.498.161
2923900000	Oth quarternary ammonium salts andand hydroxides	413.951	4.280.346	670.322	5.851.854
2924110000	Meprobamate (inn)	25	26	2.498	2.794
2924120090	Other fluoroacetamide (iso), monocrothopos (iso), phosphamidon (iso)	1	14.898	9	75.455
2924190000	Oth acyclic amides (including acycliccarbamates), & their thrf, salts thrf	199.638	2.547.345	708.588	5.638.019
2924211000	4-ethoxyphenylurea (dulcin)	400	867	3.424	8.345
2924212000	Diuron and monoureon	0	188.792	0	681.465
2924219000	Other ureines & their derivatives;saltsthereof	25.198	224.789	116.658	1.142.407
2924230000	2-acetamidobenzoic acid(n-acetylan-thranilic acid) and its salts	18	18	988	988
2924291000	Aspartame	44.048	618.900	620.031	9.214.703
2924292000	Butylphenylmethyl carbamate, methylisopropyl phenyl carbamate	32.000	334.420	85.600	1.216.752
2924299010	Asetaminophen (paracetamol), salcylimide, ethoxybenzamide	477.850	4.995.490	1.902.080	18.175.431
2924299090	Oth carboxamide-function compounds	216.822	2.594.679	2.185.462	22.907.128
2925110000	Saccharin and its salts	66.614	227.056	405.063	1.667.665
2925190000	Other imides & their derivatives, saltsthereof	16.283	164.608	94.501	836.076
2925210000	Chlordimeform (iso)	8	2.482	307	13.052



**I.3. IMPOR MENURUT KOMODITI / IMPORT BY HS COMMODITY**  
**\*\*\*NOVEMBER / NOVEMBER 2009 \*\*\***

H S	Uraian Komoditi Commodity Description	Berat Bersih / Net Weight (Kg)		Nilai / Value C.I.F (US\$)	
		Bulan ini Current Month	Kumulatif Cum.Jan. to date	Bulan ini Current Month	Kumulatif Cum.Jan. to date
2925290000	Other imines and their derivatives;and salts thereof	6.309	213.027	53.751	1.745.105
2926100000	Acrylonitrile	553.865	5.764.429	917.593	7.222.683
2926200000	1-cyanoguanidine (dicyandiamide)	2.749	203.627	4.199	421.883
2926900000	Other nitrile-function compounds.	84.357	1.945.901	1.361.313	28.572.693
2927001000	Azodicarbonamide	324.700	3.756.433	533.839	6.800.297
2927009000	Oth diazo-, azo- or azoxy-compounds.	279.716	1.696.919	627.064	3.563.835
2928009000	Other organic derivatives of hidrazineor of hydroxylamine	29.073	375.571	194.401	1.978.941
2929100000	Isocyanates	3.111.670	36.351.084	6.202.845	65.168.463
2929901000	Sodium cyclamate	39.000	188.440	76.323	354.553
2929909000	Other compounds with other nitrogenfunction	115	65.667	118.306	1.227.293
2930200000	Thiocarbamates and dithiocarbamates	132.614	2.688.120	448.180	15.698.173
2930300000	Thiuram mono, di or tetrasulphides	12.736	237.120	42.436	751.947
2930400000	Methionine	1.275.920	17.005.863	5.064.198	73.063.913
2930500000	Captafol (iso) & methamidophos (iso)	0	277.042	0	664.645
2930900000	Other organo-sulphur compounds	415.079	6.990.030	1.487.340	24.571.086
2931001000	Tetraethyl lead	23.762	98.476	42.568	231.745
2931002000	N-(phosphonomethyl)glycine and saltsthereof	1.252.331	12.015.761	4.170.291	42.904.950
2931003000	Ethephone	23.300	76.490	80.349	420.504
2931004000	Organo-arsenic compounds	0	203	0	1.416
2931009000	Other organo-inorganic compounds	227.929	2.614.391	818.865	8.271.319
2932110000	Tetrahydrofuran	14.604	154.065	32.321	354.844
2932120000	2-furaldehyde (furfuraldehyde)	582	448.003	4.664	546.932
2932130000	Furfuryl alcohol and tetrahydrofurfuryl alcohol	43.322	453.779	62.181	704.470
2932190000	Oth compounds containing an unfusedfuran ring in the structure	9.570	73.450	303.074	3.867.221
2932210000	Coumarin, methylcoumarins &ethylcoumarins	7.947	154.329	110.049	1.503.420
2932290000	Other lactones	65.829	751.348	382.404	5.442.124
2932930000	Piperonal	0	22.756	0	692.931
2932991000	Carbofuran	114.317	907.142	1.650.321	12.654.361
2932999000	Other heterocyclic compound withoxygen hetero-atom(s) only.	143.809	2.188.547	807.355	8.939.664
2933111000	Dipyrone (antalgin)	11.000	567.271	145.855	3.753.015
2933119000	Other phenazone (antipyrin) and itsderivatives	6.472	282.821	123.808	4.072.910
2933190000	Oth compounds containing an unfusedpyrazole ring in the structure	10.867	369.246	636.190	4.894.531
2933210000	Hydantoin and its derivatives	19.596	306.322	41.747	924.969
2933291000	Cimetidine	22.325	67.484	95.663	917.022
2933299000	Oth compounds containing an unfusedimidazole ring in the structure	51.870	256.676	486.629	4.872.428
2933310000	Pyridine and its salts	17.302	1.232.624	84.085	6.138.304
2933320000	Piperidine and its salts	0	213	0	97.691
2933330000	Alfentanil (inn), anileridine (inn),bezitramide (inn), bromazepam (inn)	0	235	0	201.900
2933391000	Chlorpheniramine and isoniazid	10.378	85.066	157.962	1.623.600
2933392000	Isonicotinic acid hydrazide,& its saltsesters,derived of pharmaceutical grade	5	1.683	326	98.815
2933393000	Paraquat salts	661.680	11.813.229	1.662.656	33.414.805
2933399000	Oth compounds containing an unfusedpyridine ring in the structure	199.847	2.050.739	3.124.149	26.593.605
2933410000	Levorphanol (inn) and its salts	0	118	0	14.530
2933490000	Oth compounds containing in the struc.a quinoline or isoquinoline ring-system	11.871	238.765	62.037	2.597.821
2933520000	Malonylurea (barbituric acid) and itsalts	2	43	444	2.399
2933530000	Allobarbital(inn),amobarbital(inn), barbital(inn),butalbital(inn),butobarbitol	5	4.860	472	135.987
2933540000	Other derivatives of malonylurea(barbituric acid), salts thereof	1	19	20	1.541
2933591000	Diazinon	62	55.607	6.398	324.433
2933599000	Oth compounds contain a pyrimidinering or piperazine ring in the structur	43.777	602.743	512.669	9.686.155
2933610000	Melamine	886.173	8.413.705	1.073.456	10.058.047
2933690000	Oth compounds containing an unfusedtriazine ring in the structure	210.983	4.007.051	497.686	8.059.389
2933710000	6-hexanelactam (epsilon-caprolactam)	5.542.000	40.487.532	11.076.813	69.419.625
2933720000	Clobazam (inn) and methypylon (inn)	0	170	0	691.577
2933790000	Other lactams	21.848	168.983	202.695	2.034.798
2933910000	Alprazolam(inn), camazepam(inn),chlordiazepoxide(inn), clonazepam	1.226	37.866	33.845	1.112.723
2933991000	Mebendazole and parbendazole	9.185	19.313	402.278	734.663
2933999000	Other heterocyclic compounds with nitrogen hetero-atom(s) only.	142.148	1.610.157	1.145.784	15.039.412
2934100000	Compounds containing an unfusedthiazole ring in the	29.629	195.493	152.736	2.548.864
2934200000	Comp containing in the structure a benzothiazole ring-system, not futher fused	163.524	1.621.722	435.403	4.312.548
2934300000	Comp containing in the structure a phenothiazine ring-system,not further fused	15.434	127.445	136.790	1.469.871
2934910000	Aminorex(inn), brotizolam(inn), clotiazepam(inn),cloxazolam(inn),oxazolam	39	4.615	4.837	192.552
2934991000	Nucleic acid and its salts	5.651	539.170	65.575	6.839.752
2934992000	Sultones, sultams, diltiazem	5.533	17.012	112.293	2.614.380
2934993000	6-amino penicillanic acid	0	100.217	0	2.173.588
2934999000	Other nucleic acids and their salts,whether or not chemically defined	55.362	977.487	1.981.353	27.981.679
2935000000	Sulphonamides.	63.251	836.187	565.274	16.217.701
2936210000	Vitamins a & their derivatives	24.976	218.895	515.446	5.821.931
2936220000	Vitamins b1 & its derivatives	19.802	271.919	416.551	5.619.235
2936230000	Vitamin b2 & its derivatives	8.911	87.155	352.452	2.761.198
2936240000	D-or dl-pantothenic acid (vit b3or vit b5 & its derivatives	53.851	418.967	561.050	4.272.751
2936250000	Vitamin b6 & its derivatives	46.608	261.060	635.329	4.138.110
2936260000	Vitamin b12 & its derivatives	2.422	32.724	371.102	2.658.071

**I.3. IMPOR MENURUT KOMODITI / IMPORT BY HS COMMODITY**  
**\*\*\*NOVEMBER / NOVEMBER 2009 \*\*\***

H S	Uraian Komoditi Commodity Description	Berat Bersih / Net Weight (Kg)		Nilai / Value C.I.F (US\$)	
		Bulan ini Current Month	Kumulatif Cum.Jan. to date	Bulan ini Current Month	Kumulatif Cum.Jan. to date
2936270000	Vitamin c & its derivatives	83.073	1.860.302	925.667	23.926.104
2936280000	Vitamin e & its derivatives	42.950	649.108	1.105.963	13.364.573
2936290000	Oth vitamins & their derivatives	91.112	857.746	1.350.319	13.847.231
2936900000	Oth vitamin, incl natural concentrates	116.562	1.439.793	932.539	11.561.511
2937120000	Insulin & its salts	0	38	0	4.745
2937190000	Oth poluptide hormones, proteinhormones	2.559	3.914	144.363	352.914
2937210000	Cortisone,hydrocortisone, prednisone &prednisolone (dehydrohydro cortison)	489	4.890	344.038	3.303.333
2937220000	Halogenated derivatives ofcorticosteroidal hormones	621	5.027	666.484	6.607.973
2937230000	Oestrogens & progestogens	933	5.288	1.500.371	6.821.991
2937290000	Oth steroidal hormones	191	25.261	327.085	3.679.662
2937310000	Epinephrine	0	6	0	19.022
2937400000	Amino-acid derivatives	951	11.640	41.984	1.025.645
2937500000	Prostaglandins,thromboxanes &leukotrienes & their derivatives	0	106	0	48.707
2937900000	Oth hormones	0	2.046	0	323.187
2938100000	Rutoside (rutin) & its derivatives	301	2.518	4.251	179.393
2938900000	Oth glycoside, natural or reproduc andtheir salts, ethers, esters & oth drv	2.034	21.193	35.618	617.670
2939110000	Concent of poppy straw, buprenorphinecodein,ethylmorphin,etorphine,heroin	0	3.864	0	663.343
2939190000	Oth alkaloids of opium	320	4.836	26.500	605.113
2939200000	Alkaloids of chinchona andtheir derivatives, salts thereof	2.501	5.610	42.550	406.748
2939300000	Caffeine & its salts	35.501	403.136	322.161	3.295.056
2939410000	Ephedrine & its salts	502	11.954	24.953	646.326
2939420000	Pseudoephedrine (inn) & its salts	1.851	32.814	121.373	1.792.086
2939490010	Phenylpropanolamine hcl (ppa)	509	25.887	19.800	1.003.330
2939490090	Other ephedrines and their salts	0	5.035	0	170.827
2939510000	Fenetyline(inn) & its salts	80	742	6.600	54.650
2939590000	Oth theophylline & aminophylline	6.546	79.887	78.042	1.888.883
2939610000	Ergometrine (inn) & its salts	0	3	0	23.728
2939620000	Ergotamine (inn) & its salts	1	18	5.400	64.789
2939690000	Oth alkaloids of rye ergot	13	69	87.698	408.315
2939919000	Oth cocaine, levometamfetamine	120	426	31.794	154.180
2939991000	Nicotine sulphate	0	1.007	0	12.872
2939999000	Oth vegetable alkaloids, natural orreproduc by synthesis & their salts	841	10.240	249.223	1.695.595
2940000000	Sugars, chemically pure, oth thansucrose, lactose, maltose	41.851	611.677	383.072	3.759.597
2941101100	Amoxicillins & its salts non-sterile	32.430	335.728	1.186.727	11.271.996
2941101900	Oth amoxicillins	27.050	129.065	710.074	3.965.220
2941102000	Ampicillin & its salts	1.248	39.963	582.268	5.415.270
2941109000	Other penicillins, their derivatvs withpenicillanic acid structure; salts thrf	7.096	91.089	1.122.712	7.065.677
2941200000	Streptomycins & their derivated, saltthereof	11	82.074	801	688.523
2941300000	Tetracyclines & their derivated, saltthereof	22.440	228.366	305.179	3.500.199
2941400000	Chloramphenicol & its derivated, saltthereof	16.295	145.255	411.862	3.763.086
2941500000	Erythromycin & its derivated, saltthereof	4.552	30.309	213.975	3.732.693
2941900000	Oth antibiotics(rifampicin, cephalosporin, their deriv,salts thrf, quinolon)	109.474	1.164.232	2.908.177	32.186.584
2942000000	Oth organic compounds.	128.896	2.000.839	1.033.899	13.596.119
3001200000	Extracts of glands or oth organsor of their secretions	0	107.876	0	643.651
3001900000	Oth human or animal substanc. prepar.for therapeutic/prophylactic uses, nes	300	12.230	24.753	234.834
3002101000	Plasma protein solution	0	20.902	0	4.848.890
3002102000	Antisera & modified immunologicalprods with or not obtain	12	5.430	8.128	3.861.599
3002109000	Oth antisera & blood fractions & modifimmunological prods	3.243	135.450	1.160.575	14.652.012
3002202000	Pertusis, measles, meningitis a/c& poliovaccine	0	7.261	0	1.874.814
3002209010	Hepatitis vaccine	586	17.770	101.263	2.096.630
3002209090	Oth vaccine for human medicine	3.769	1.460.336	905.558	20.675.461
3002300000	Vaccines for veterinary medicine	45.541	608.183	1.678.795	22.733.957
3002900000	Oth human blood; animal blood prepfor therapeutic	19.116	154.812	1.725.428	8.390.246
3003101000	Medicaments cont amoxiciclin (inn) notput up in measur doses-for retail sale	0	8.238	0	25.500
3003109000	Oth medicam cont penicillins or drv notput up in measur. doses - for ret sale	0	1	0	288
3003200000	Medicaments cont oth antibiotics	12.234	157.616	116.454	2.044.294
3003390000	Oth medicaments cont hormones oroth prod. - for retail sale	9.697	101.354	74.615	863.766
3003400090	Oth medicaments cont alkaloids orderivated thrf but not cont hormones	2.157	39.596	321.903	1.896.159
3003900000	Oth medicaments cont >=2 constituent	62.897	1.310.500	995.539	5.634.389
3004101500	Containing penicillin g (excluding	40	40	1.178	1.178
3004101600	Containing ampicillin,amoxycillin orsalts thereof, of a kind taken orally	0	10.517	0	71.452
3004101900	Oth medicam cont penicillins or drv putup in measured doses-for retail sale	145	22.139	3.002	258.796
3004102900	Medicam cont oth streptomycins ortherderivat other than ointment	242	21.491	86.141	1.084.896
3004203100	Medicam cont erythromycin or drvthereof for taking orally	0	319	0	81.559
3004203900	Medicaments cont erythromycin or drvother for taking oralling or ointment	297	2.218	123.934	391.455
3004207100	Medicam cont tetracycllins or drvthereof for taking orally	945	1.441	68.049	94.039
3004207900	Medicam cont chloramphenicols or drvother for taking oralling or ointment	7.878	111.476	84.460	1.354.125
3004209100	Medicam cont linc, sulf,iso,pyr or drvthereof for taking orally	0	28.026	0	2.010.027
3004209900	Medicam cont gentamycins or drvthereof for injection	10.700	444.888	910.479	7.905.318
3004310000	Medicam cont insulin-but not contantibiotics	2.475	125.839	960.882	10.303.250
3004324000	Containing hydrocortisone sodiumsuccinate or fluocinolone aceton	0	787	0	190.671
3004329000	Medic cont oth corticosteroid hormone	2.072	13.925	205.974	1.601.823

**I.3. IMPOR MENURUT KOMODITI / IMPORT BY HS COMMODITY**  
**\*\*\*NOVEMBER / NOVEMBER 2009 \*\*\***

H S	Uraian Komoditi Commodity Description	Berat Bersih / Net Weight (Kg)		Nilai / Value C.I.F (US\$)	
		Bulan ini Current Month	Kumulatif Cum.Jan. to date	Bulan ini Current Month	Kumulatif Cum.Jan. to date
3004390000	Oth medicam cont hormon, adrenalin, othprod of hd 29.37, not cont insuline	11.184	1.188.719	1.390.785	8.748.813
3004401000	Medicam cont morphine/its derivativesfor injection	184	1.477	20.209	170.054
3004402000	Medicam cont quinine hydrochloride ordihydro-chloride, for injection	1.314	1.314	21.356	21.356
3004403000	Medicam cont quinine sulphate orbisulphate, for taking orally	0	3.888	0	12.448
3004404000	Medicam cont quinine or its salts &antimalaria substances	0	4.699	0	281.584
3004407000	Medicaments cont atropin sulphate	0	37	0	50
3004409010	Medicaments cont morphine or its drv,for taking orally	207	1.226	59.719	695.215
3004409090	Medicaments cont morphine or its drv,not for taking orally	3.936	87.351	218.271	1.770.437
3004501000	Oth medicam cont syrups & drops ofvitamins of a kind suitable for children	9.902	56.177	96.292	487.236
3004508100	Medicam cont b complex vitamins	0	188	0	5.294
3004508900	Medicam cont oth b complex vitamin	0	17.759	0	724.787
3004509000	Oth medicaments cont vitamins oroth prods of heading 29.36	42.807	574.585	345.254	7.798.143
3004901000	Specialised medicines for cancer,aids or oth intractable diseases	84.501	143.598	3.486.203	18.334.998
3004902000	Oth medicam put up in measurdosesclosed sterile water for	1.275	7.889	241.450	2.139.182
3004903000	Antiseptics	20.910	170.261	55.140	1.119.826
3004904900	Oth anaesthetics cont ketaminlidocain	1.742	61.543	186.760	3.653.086
3004905900	Oth analgesics, antipyretics & medcont chlorp maleat,diclof, tramadol	5.615	49.487	7.124	1.114.865
3004906000	Antimalarials cont artemisinin,primaqartesunate or chloroquine (inn)	0	244	0	42.600
3004908000	Transdermal therapeutic systems (tts)patches for cancer or heart diseases	0	1.075	0	151.669
3004909100	Oth medicam put up in measur doses-cont sulpiride(inn),cimetidine,rantidin	321.742	729.706	352.866	2.282.780
3004909200	Oth medicam put up in measur doses-cont piroxicam(inn) or ibuprofen(inn)	43.235	168.737	20.796	985.969
3004909910	Oth medicam put up in measur doses-doses cont phenobarbital,	1.500	4.564	46.750	242.135
3004909990	Oth infusion fluids; nutritional orelectrolytic solutions	377.635	4.881.214	18.327.364	154.926.804
3005101000	Adhesive dressing & oth articles coverimpregnant w/ pharmaceutical substc	2.407	44.064	39.253	736.415
3005109000	Oth adhesive dressings & otharticles having an adhesive layer	13.328	755.361	234.711	2.190.730
3005901000	Bandages	17.978	138.031	150.917	1.552.509
3005902000	Gauze	1.338	35.309	27.727	150.244
3005909000	Oth wadding, impregnat/coated withpharmaceutic subst or put up in forms	5.951	160.664	80.670	1.878.403
3006101000	Sterile absorbable surgical or dentalyarn; sterile surgical or dental	4.438	9.048	108.192	274.521
3006109000	Sterile surgical catgut,similar sterilesuture matt & sterile tissue	3.949	108.980	548.299	6.230.469
3006200000	Blood-grouping reagents	36	7.026	2.447	1.097.862
3006301000	Barium sulfate (for taking orally)	0	511	0	771
3006302000	Reagents of microbial origin forveterinary	0	7.181	0	15.209
3006303000	Oth microbial diagnostic reagents	310	9.611	14.355	54.547
3006309000	Oth opacyfng prep for x-ray exam,diagnostic reagents design to be	455.140	2.381.442	683.873	6.263.032
3006401000	Dental cements & oth dental fillings	1.349	73.261	88.786	550.007
3006402000	Bone reconstruc cements	5	308	876	21.991
3006500000	First-aid boxes & kits	1.463	17.313	8.044	151.084
3006600000	Chemical contraceptive prepbased on hormones	6.987	257.911	116.991	4.650.768
3006700000	Gel prep designed to be used in humanor vet medic for parts of the body	1.227	31.945	46.910	464.318
3006910000	Appliances identifiable for ostomy use	5.665	58.487	20.259	195.283
3006920000	Waste pharmaceuticals	0	1	0	9
3101001100	Supplement fertilizers in liquid form,not chemical treat-of solely vegetable	100	126.870	21.708	340.969
3101001900	Oth thn supplemnt fertilizr in liquidform,not chemical treat solely vegetable	21.519	2.058.221	19.936	654.156
3101009100	Oth animal or vegetable fertilisers,supplement fertilizers in liquid form	0	15.414	0	45.867
3101009900	Oth animal or vegetable fertilisers,oththn supplemnt fertilizr in liquid form	0	403.014	0	128.124
3102100000	Urea, with or not in aqueous solution	744	31.551.425	7.658	10.013.607
3102210000	Ammonium sulphate	27.752.000	279.774.140	3.655.880	38.872.012
3102290000	Oth double salts & mix of ammoniumsulphate & ammonium nitrate	0	104.937	0	22.585
3102300000	Ammonium nitrate, with or not inaqueous solutions	33.075.770	311.334.373	17.935.303	175.509.703
3102400000	Mixt of ammonium nitrate with calciumcarbonate or oth inorganic non-fertilis	0	160.007	0	279.973
3102500000	Sodium nitrate	566.021	5.612.104	269.147	3.330.298
3102600000	Double salts & mixtures of calciumnitrate & ammonium nitrate	534.370	4.512.100	201.790	1.619.353
3102900000	Oth mineral or chem fertilisers,nitrogenous inc mixt	134.000	162.377	12.730	661.214
3103101000	Superphosphates, feed grade	0	2.950.000	0	713.900
3103109000	Other suoerphosphates	62.782.300	242.063.284	11.296.472	55.208.058
3103901000	Calcined phosphatic fertiliser	0	102.094.693	0	19.390.854
3103909000	Oth mineral or chemical fertilisers,phospatic	29.162.000	247.636.709	2.804.214	28.433.958
3104200000	Potassium chloride	9.195.175	499.043.934	5.124.746	309.835.568
3104300000	Potassium sulphate	18	2.124.923	419	1.748.153
3104900000	Oth potassium salts	1.223.600	16.530.982	485.535	7.729.448
3105100000	Mineral or chemic fertilisers,tablet orsimilar forms-pack of a weight < 10kg	3.375	504.134	9.676	218.419
3105200000	Mineral or chemical fertiliser cont theelements nitro,phosphor & potassium	16.030.435	93.324.880	7.953.956	49.624.418
3105300000	Diammonium hydrogenorthophosphate(diammonium phosphate)	30.057.720	48.194.823	10.055.065	16.820.849
3105400000	Ammonium dihydrogenorthophosphate(monoammonium phosphate)	10.500	14.486.450	14.868	5.623.314
3105510000	Oth mineral or chemical fertiliserscont nitrates & phosphates	307.289	25.079.135	87.922	7.864.034
3105590000	Oth mineral or chemical fertiliserscont nitrogen & phosphorus	303.817	41.604.833	139.075	20.292.192
3105600000	Mineral or chemical fertilisers contelements phosphorus & potassium	0	283.657	0	479.472
3105900000	Oth mineral or chemical fertilisers, intablets or in pack < 10kg	120.000	1.205.365	480.000	888.237
3201100000	Quebracho extract	18.636	511.389	105.719	1.284.356
3201200000	Wattle extract	30.534	359.718	44.660	491.641
3201901000	Gambier	0	105.603	0	140.810

**I.3. IMPOR MENURUT KOMODITI / IMPORT BY HS COMMODITY**  
**\*\*\*NOVEMBER / NOVEMBER 2009 \*\*\***

H S	Uraian Komoditi Commodity Description	Berat Bersih / Net Weight (Kg)		Nilai / Value C.I.F (US\$)	
		Bulan ini Current Month	Kumulatif Cum.Jan. to date	Bulan ini Current Month	Kumulatif Cum.Jan. to date
3201909000	Oth tanning extract of vegetable origintannis & their salts, esters & oth drv	204.594	1.586.073	201.979	1.019.616
3202100000	Synthetic organic tanning substances	482.189	4.723.639	447.702	4.356.962
3202900000	Oth inorgan tanning subst;tanning prepwith or not cont natural tanning subs	159.920	1.725.211	195.878	2.456.605
3203001000	Coloring matter of vegetable or animalsuitable for use in food or drink	9.333	232.874	139.610	1.683.491
3203009000	Oth coloring matter of vegetable oranimal not suitable for use in food	13.108	118.564	128.599	1.371.065
3204111000	Disperse dyes crude & prep based& preparat based thereon, crude	232.112	3.198.686	726.613	11.890.494
3204119000	Other disperse dyes and preparationbased thereon	524.113	6.747.989	2.160.875	27.021.126
3204121000	Aciddyes whether or not premetallised	6.995	257.232	38.512	1.441.366
3204129000	Oth acid dyes whether or not premetallised & preparation based thereon	26.349	322.100	142.544	1.875.153
3204130000	Basic dyes & preparat based thereon	62.634	605.867	177.346	2.373.107
3204140000	Direct dyes & preparat based thereon	562.629	4.912.457	2.355.087	21.436.772
3204150000	Vat dyes (incl those usable in thatstate pigments) & prep based thereon	184.903	2.223.470	709.597	8.982.302
3204160000	Reactive dyes & preparations basedthereof	461.943	6.342.183	2.123.215	29.270.288
3204170010	Synthet organ pigment in powder form	762.191	7.605.267	5.360.324	52.892.161
3204170090	Other pigments & preparat basedthereon	491.345	5.488.717	2.386.760	24.649.073
3204190000	Oth synthetic organic coloring matter,incl mix of coloring	370.965	5.291.916	1.318.947	14.245.704
3204200000	Synthetic organic prods of a kindused as fluorescent brightening agent	225.952	2.438.411	1.500.995	17.154.167
3204900000	Oth synthetic organic coloring,matter, w/ or not chemically defined	64.709	2.118.519	220.674	5.840.822
3205000000	Color lakes; preparat as specified inbased on color lakes	61.053	1.447.744	204.095	3.360.335
3206111000	Pigment base on titanium dioxidecont weight >= 80 %, on dry matter	3.483.518	38.339.815	7.699.512	82.046.536
3206119000	Preparate base on titanium dioxide,cont weight >= 80 %, on dry matter	406.829	2.236.110	1.315.831	6.322.565
3206191000	Pigment base on titanium dioxidecont weight < 80 %, on dry matter	119.171	1.189.098	722.536	5.028.696
3206199000	Preparate base on titanium dioxide,cont weight < 80 %, on dry matter	39.747	773.531	323.201	4.585.535
3206201000	Chrome yellow,chrome green,molybdatorange/red base on chromium comp	71.397	655.509	300.728	2.413.796
3206209000	Oth pigments & prep based onchromium compounds	21.851	256.878	71.473	1.198.847
3206411000	Preparations of inorganic pigmentsultramine pre based thereon	321	20.264	1.359	83.246
3206419000	Oth ultramarine & preparationsbased thereon	84.602	1.348.513	97.807	1.755.002
3206421000	Prep of inorganic pigments- lithophonebased on sulphide	254	97.326	1.800	160.950
3206429000	Oth lithophone & oth pigments & prepbased on sulphide	220	335.528	3.647	292.452
3206491000	Prep of inorganic pigment based on othhexacyanoferrat (ferro&ferrycyanides)	86.657	893.291	292.305	2.930.251
3206499000	Oth pigment & prep based on hexacyanoferrates(ferrocyanides & ferricyanides)	133.397	1.571.485	1.018.064	8.897.408
3206501000	Prep of inorganic pigment of akind used luminophores	7.544	289.022	52.027	1.743.476
3206509000	Oth inorganic prods of a kindused as luminophores	139.393	1.409.222	195.138	2.740.534
3207100000	Prepared pigments, prep opacificersprep colors & similar prep	648.815	6.233.261	2.057.201	17.400.651
3207201000	Enamel frits	565.978	4.901.796	514.215	4.124.960
3207209000	Oth vitrifiable enamels & glazes,engobe (slips) similar prep	433.292	6.222.677	513.649	5.502.084
3207300000	Liquid lustres & similar preparations	26.679	332.487	91.852	1.253.857
3207400000	Glass frit & oth glass, in the formof powder granules or flakes	6.809.184	57.526.866	3.264.759	28.159.788
3208101100	Varnishes>100-c hr,based on polyesterfor dental use, dispersed in a non aqueo	57	154.356	763	590.992
3208101900	Oth varnishes based on polyesters<100-c hr,disper in a nonaqueous	98.773	762.594	409.408	3.422.704
3208109000	Other paints & varnishe (incl enamels & lacquers polyester dispers, non aqueous	280.013	2.926.706	1.052.099	10.471.037
3208204000	Anti-fouling/anti-corrosive paints forships hull base on acrylic/vinyl polymer	304.814	3.848.981	1.066.960	12.860.363
3208207000	Varnishes (including lacquers), of akind used in dentistry	14.532	29.616	38.623	99.265
3208209000	Other paints & varnishes (incl enamels&lacquers) based on acrylic/vinyl polymer	372.437	3.537.811	1.850.786	14.071.486
3208901100	Varnishes (incl.lacquers),exceed >=100Cheat-resistant used in dentistry	33.153	339.216	154.175	2.398.672
3208901900	Varnishes (incl.lacquers),exceed >=100Cheat-resistant used in oth than dentist	209.007	1.828.011	1.365.309	9.663.537
3208902100	Varnishes (incl.lacquers),exceed <100Cheat-resistant used in dentistry	0	834	0	7.789
3208902900	Varnishes (incl.lacquers),exceed <100Cheat-resistant used in oth than dentist	238.685	2.327.880	1.015.527	12.960.257
3208909000	Oth paints & varnishesdispersin a nonaqueous	421.290	3.754.487	2.075.952	18.549.543
3209101000	Varnishes(inc lacquer)>100C hr-acrylicvinyl polymer, dispers in a aqueous	91.971	932.335	238.862	2.626.455
3209104000	Leather paints-based on acrylic orvinyl polymers dispers in a aqueous	9.008	256.332	23.471	548.869
3209105000	Anti-fouling/corrosive paints for shipshulls-acrylic/vynil polymers	3.171	188.590	11.130	370.409
3209109000	Oth paints & varnishes dispersa aqueous medium	418.812	4.138.918	751.130	8.444.376
3209900000	Oth paints based on others varnishesdispers in a aqueous medium	380.491	4.523.074	1.162.408	12.180.491
3210001100	Varnishes (incl lacquers) > =100C hrof a kind used for finishing leather	313	754.556	1.081	600.424
3210001900	Varnishes (incl lacquers) < 100C hrof a kind used for finishing leather	15.208	165.422	135.530	708.093
3210002000	Distempersof a kind used for finishing leather	0	98	0	983
3210003000	Prepared water pigments of a kindused for finishing leather	57.059	543.861	83.898	1.373.804
3210005000	Polyurethane tar coatingof a kind used for finishing leather	88	215.014	2.275	878.346
3210009000	Other paints & varnishesof a kind used for finishing leather	109.626	1.481.018	267.653	4.425.257
3211000000	Prepared driers	34.427	478.330	133.007	1.840.535
3212100000	Stamping foils	56.851	677.736	299.793	3.349.747
3212901100	Aluminium paste	149.329	1.277.964	984.256	7.285.113
3212901200	Oth pigments (incl metallic powder & flakes),for leather-dispers,non aqueous	15.960	169.336	35.914	419.017
3212901900	Oth pigments (incl metallic powder & flakes), dispers in non-aqueous media	30.642	381.907	177.135	2.236.434
3212902100	Dyes or oth coloring matter in formsfor ret sale-suitable for food or drink	0	5.519	0	28.727
3212902900	Oth dyes or oth coloring matter informs or pack for retail sale	26.736	397.367	224.827	2.104.078
3213100000	Colors in set, in tablet, tubes, jars,bottles, pans or in similar forms/pack	72.265	616.651	388.131	2.093.305
3213900000	Oth artist, students or signboard, intablet,tubes,jars,bottles, pans or other	12.936	210.675	182.005	1.023.441
3214100000	Glaziers putty, grafting putty, cementscaulking compound	295.479	2.798.944	1.599.993	14.516.573
3214900000	Oth painters fillings; non-refractorysurfacing preparat for facades	672.581	6.329.476	1.611.699	7.778.198
3215111000	Printing uv curable inks-black	19.353	67.188	268.942	1.158.897

**I.3. IMPOR MENURUT KOMODITI / IMPORT BY HS COMMODITY**  
**\*\*\*NOVEMBER / NOVEMBER 2009 \*\*\***

H S	Uraian Komoditi Commodity Description	Berat Bersih / Net Weight (Kg)		Nilai / Value C.I.F (US\$)	
		Bulan ini Current Month	Kumulatif Cum.Jan. to date	Bulan ini Current Month	Kumulatif Cum.Jan. to date
3215119000	Printing other than uv curable inks-black	138.042	1.436.884	784.399	8.236.765
3215190000	Printing inks, other than black	380.439	4.840.548	3.530.905	41.000.967
3215901000	Carbon mass for one time carbon paper	7.524	123.564	38.861	437.996
3215906000	Drawing ink and writing ink	17.935	298.136	153.726	2.366.813
3215909000	Oth printing ink, writing/drawing inkwith or not concentrated or solid	48.688	1.039.194	347.766	6.781.450
3301120000	Pharmaceutical grade - of orange andoth essential oils of orange	43.437	456.292	260.975	2.012.804
3301130000	Pharmaceutical grade - of lemons andoth essential oils of lemons	13.059	98.698	352.281	2.741.775
3301190000	Other essential oils of citrus fruit	39.451	1.093.596	183.173	2.639.569
3301240000	Essential oils - of peppermint(mentha piperita)	85.157	325.140	443.443	3.011.967
3301250000	Pharmaceutical grade - of oth mintsoth essential oils of oth mints	16.563	243.451	134.888	1.222.110
3301291100	Pharmaceutical grade of lemon grass ofcitronella, cinnamon, ginger, cardamon	18.143	27.014	139.710	196.451
3301291200	Pharmaceutical grade of sandalwood	2.785	50.985	1.140	256.220
3301291900	Oth pharmaceutical grade-essential oilsoth than those of citronella	181.162	795.218	1.077.153	3.732.129
3301299100	Oth pharmaceutical grade of lemongrass of citronella, cinnamon, ginger	15.208	27.237	128.550	295.731
3301299200	Essential oils of sandalwood, oth thanpharmaceutical grade	0	110	0	3.127
3301299900	Oth essential oils-oth thanpharmaceutical grade	77.521	710.971	785.148	7.851.208
3301300000	Resinoids	992	21.699	39.741	609.193
3301901000	Aqueous distillates & solutions ofessential oils suitable for medic use	6.942	48.274	11.161	87.686
3301909000	Oth essential oils (terpeneless or not),incl concretes& absolutes; resinoids	15.305	257.209	260.778	2.728.259
3302101000	Odoriferous alcoholic prep for thealcohol beverages, liquid form	0	1.086	0	18.974
3302102000	Odoriferous alcoholic prep for thealcoholic beverag, in oth form	0	77	0	1.090
3302109000	Oth mixed of odoriferous of a kind usedin the food or drink industries	165.074	1.738.736	1.554.738	17.797.455
3302900000	Oth prep based on odoriferous substancesfor the manufacture of beverages	1.623.754	17.778.145	20.893.892	227.499.713
3303000000	Perfumes & toilet waters	26.399	742.833	637.558	10.465.707
3304100000	Lip make-up preparations	25.836	314.851	696.103	5.498.034
3304200000	Eye make-up preparations	23.617	267.291	586.079	6.305.534
3304300000	Manicure or pedicure preparation	3.714	69.912	55.976	783.599
3304910000	Powders, whether or not compressed	35.092	422.309	551.940	5.863.617
3304991000	Face & skin creams & lotions	441.957	4.935.096	3.499.219	32.229.326
3304992000	Anti-acne creams	311	35.012	8.030	280.836
3304999000	Oth beauty/make-up prep & prep for thecare of the skin (oth than medicamts)	57.111	1.299.224	1.144.400	15.304.149
3305100000	Anti-mycosis shampoos & othershampoos	1.079.462	25.807.624	5.074.108	75.909.661
3305200000	Preparat for permanent waving orstraightening	927	125.051	8.886	735.032
3305300000	Hair lacquers	14.410	122.069	253.917	1.614.008
3305900000	Others preparations for use on the hair	207.871	3.502.974	1.156.571	12.865.932
3306101000	Prophylactic pastes & powders	59.481	735.046	289.519	4.007.459
3306109000	Others dentifrices	16.330	111.859	59.023	1.215.783
3306200000	Yarn used to clean between the teeth(denital-floss)	128	7.977	1.659	116.489
3306900000	Oth prep for oral/dental hygiene, incl.denture fix-ative pastes & powder,retail	3.218	120.512	47.694	581.962
3307100000	Pre-shave, shaving or after-shavepreparations	5.811	78.652	45.274	511.348
3307200000	Personal deodorants & antiperspirants	96.613	1.232.390	688.753	7.577.055
3307300000	Perfumed bath salts & oth bathpreparations	59.802	572.738	141.247	1.184.835
3307410000	Oth agarbatti & oth odoriferous prep.which operate by burning	322.400	3.504.555	231.898	2.308.463
3307491000	Room perfuming preparations	18.698	283.686	141.058	1.875.494
3307499000	Oth prep for perfuming or deodor rooms,incl odoriferous preparat use religious	45.401	921.665	246.647	2.895.004
3307901000	Animal toilet preparations	0	91.429	0	186.600
3307902000	Contact lens solution	39.631	445.535	165.044	1.570.993
3307903000	Papers & tissues, impregnated or coatedwith perfume or cosmetics	591	177.334	1.221	152.688
3307904000	Other perfumery or cosmeticsincluding depilatories	0	4.665	0	15.041
3307909000	Oth pre-shave, cosmetic or toilet prep,prep rooms deodorisers, w/ or perfuming	3.870	132.471	26.270	554.730
3401111000	Soap, organic surface-active-for toiletuse-medicated prods	57.055	593.056	221.313	1.559.928
3401112000	Bath soap	300.233	2.903.561	492.930	4.563.132
3401113000	Oth toilet use,of felt or nonwovens, impregnated,coat with soap or detergent	1.495	2.189	15.494	20.874
3401119000	Oth soap & organic surface fortoilet use	10.228	119.994	109.495	620.783
3401191000	Oth than for toilet use-felt/nonwovensimpregnated,coat with soap or detergent	0	583	0	4.054
3401199000	Oth soap & organic surface other thanfor toilet use	73	40.568	1.466	140.979
3401201000	Soap in oth form for flotation deinkingor recycled paper	0	1.280	0	13.002
3401209000	Soap in oth forms, other than chips	170.787	2.514.692	425.396	4.401.851
3401300000	Organic surface-active prods & prep forwashing in the liquid, put for ret sale	18.161	205.716	172.597	2.240.507
3402111000	Organic surface-active agents, with/notfor retail sale; sulphated fatty alcohol	44.977	611.547	121.422	1.478.262
3402112000	Wetting agents used in the manufactureof herbicide	0	56.834	0	139.719
3402119000	Oth anionic-organic surface-active agentwith or not put up for retail sale	346.127	3.346.732	897.592	8.007.193
3402121000	Wetting agents used in the manuf ofherbiced-cationic	406.837	2.235.472	461.761	2.541.010
3402129000	Oth cationic-organic surface-activeagent with/not put up for retail sale	338.095	7.912.982	763.890	17.387.748
3402130000	Organic surface-active agents,with ornot for retail sale; non-ionic	1.739.240	16.210.958	3.736.095	34.379.420
3402190000	Oth organic surface-active agents,withor not up for retail sale	652.678	7.748.654	1.693.359	18.356.524
3402201100	Anionic surface active prep. in liquidform-put up for retail sale	26.968	720.001	64.789	615.553
3402201200	Anionic washing prep & cleaning prep,incl bleach cleans,liquid form, retail	16.236	220.622	195.273	1.615.671
3402201300	Oth surface active preparations- inliquid form, for retail sale	74.799	551.030	86.641	671.990
3402201900	Oth wash prep & clean prep,incl bleachcleans & degreas prep,liquid, retail	77.007	871.102	401.408	3.039.599
3402209100	Anionic surface active prep. oth thanin liquid form-for retail sale	18.729	222.020	21.449	246.128
3402209200	Anionic washing prep &clean prep, inclbleach,cleans-oth than liquid,retail	2.997	47.786	12.434	112.715

**I.3. IMPOR MENURUT KOMODITI / IMPORT BY HS COMMODITY**  
**\*\*\*NOVEMBER / NOVEMBER 2009 \*\*\***

H S	Uraian Komoditi Commodity Description	Berat Bersih / Net Weight (Kg)		Nilai / Value C.I.F (US\$)	
		Bulan ini Current Month	Kumulatif Cum.Jan. to date	Bulan ini Current Month	Kumulatif Cum.Jan. to date
3402209300	Oth surface active preparation-oth thanin liquid-for retail sale	1.269	38.557	7.409	163.152
3402209900	Oth wash prep & clean prep,incl bleachcleans, oth than liquid, retail sale	94.093	902.182	229.149	2.456.463
3402901100	Anionic surface active preparat-liquidnot put up for retail sale	273.718	2.691.564	688.654	6.670.286
3402901200	Oth anionic wash prep & clean prep,incl bleach,liquid,not for retail sale	14.801	1.070.086	48.909	3.080.562
3402901300	Anionic washing prep.or cleaningincl.bleaching, cleansing or degreasing	389.621	3.290.967	421.585	4.137.716
3402901400	Oth organic surface active in liquidform, wetting agents	8.143	96.136	23.985	226.448
3402901500	Oth organic surface active in liquidform, not wetting agents	121.417	1.289.833	280.759	3.144.961
3402901900	Oth wash prep & clean prep,incl bleachcleans, in liquid-not for retail sale	191.837	2.432.019	454.482	4.904.172
3402909100	Anionic surface active preparations,oththan liquid- not for retail sale	34.505	287.320	94.370	760.674
3402909200	Anionic wash prep & clean prep,inclbleach,cleans-not liquid-not retail	90.158	534.783	247.244	1.359.829
3402909300	Anionic surface-active prep,not liquidform not for retail sale	251.952	2.866.254	211.973	2.356.549
3402909400	Anionic surface-active prep, not liquidform, wetting agents not for retail sale	2.308	23.561	4.837	115.920
3402909500	Anionic surface-active prep, not liquidform,not wett agents not for retail sale	312.566	6.650.644	424.502	8.346.923
3402909900	Oth wash/lean prep,incl bleach cleansoth than liquid-not for retail sale	236.596	2.976.793	629.787	8.676.972
3403111100	Liquid lubricating oil prep, for treatmf textile,or oth materials, cont petrol	91.586	615.250	129.833	1.513.270
3403111900	Oth liquid preprtion for the treatmenttextile or oth materials, cont petroleum	3.897	199.373	13.572	521.770
3403119000	Oth prepar for the treatment of textilematerials,oth than liquid,cont petroleum	8.422	475.989	89.256	2.373.991
3403191100	Liquid oil for aircraft engine cont.petroils/oils obtain. bituminous mineral	5.455	41.888	46.552	387.661
3403191200	Other liquid prep content silicone oil,cont petrole oils,or bituminous mineral	0	2.995	0	24.645
3403191900	Other liquid for other purposes contpetrol oil or bituminous mineral oils	5.521.417	25.748.451	10.925.758	50.651.656
3403199000	Oth lubricating prep cont petroleum oil	855.515	6.786.031	2.281.362	18.111.839
3403911100	Liquid prep cont silicone oil-for treatof textile,or oth matt,not cont petrol	63.703	649.886	259.405	2.450.632
3403911900	Liquid prep for treatment of textilemater,not cont petroleum oil & silicone	180.281	2.211.826	529.995	6.065.882
3403919000	Liquid preparat for treatment of textilor the materials, not cont petroleum oil	582.164	5.592.139	1.408.074	13.740.556
3403991100	Liquid oil for aircraft engine not contpetroleum oils or oils obtain bitumin	17.356	47.859	59.356	212.043
3403991200	Other liquid prep content silicone oilcont petrol oil,or bituminous mineral	6	184	236	6.557
3403991900	Other liquid for other purpose not contpetroleum oil or bituminous mineral oils	33.113	2.415.375	78.329	3.260.044
3403999000	Preparat for treat of textile,leatheroth mater,not cont petrol oil,not liquid	242.224	3.055.074	1.213.503	11.624.959
3404200000	Artificial waxes & prepared waxes.ofpoly(oxyethylene) (polyethylene glycol)	359.976	3.148.095	630.469	5.956.331
3404900000	Oth artificial waxes & prepared waxes.	830.339	10.062.826	1.854.037	20.757.762
3405100000	Polishes, creams & similar preparat forwear or leather	12.219	171.588	109.525	1.073.650
3405200000	Polishes,creams & similar prep for themaintenance of wooden furniture	3.676	37.750	7.326	94.835
3405300000	Polishes & similar prep for coachwork,other than metal polishes	179	121.529	3.838	435.168
3405401000	Abrasive lapping & honing,in the formof flour,scouring pastes & powder	4.292	30.753	20.594	272.965
3405409000	Oth scouring pastes & powders & otherscouring preparations	4.264	495.929	76.319	1.205.325
3405901000	Metal polishers	28.734	273.424	94.661	870.815
3405909000	Oth polishes & cream, for footwear,furniture, floors	106.996	696.898	185.738	1.632.308
3406000000	Candles, tapers & the like.	54.838	647.421	82.044	854.406
3407001000	Modelling pastes, incl those put up forchildrens amusement	16.225	148.747	110.585	642.196
3407002000	Prep known as "dental wax", in sets, inpackings,retail sale or in plates	1.559	4.983	4.640	46.196
3407003000	Other preparations for use in dentistry,with a basis of plaster (of calcined	1.303	22.054	48.084	156.132
3501100000	Casein	270.791	2.464.003	1.693.813	17.130.248
3501901000	Caseinates & other casein derivatives	100.992	626.866	684.874	4.374.051
3501902000	Casein glues	732	5.594	15.306	37.162
3502100000	Egg albumin - dried	17.187	49.815	75.118	265.667
3502190000	Egg albumin - oth than dried	0	569	0	10.523
3502200000	Milk albumin,incl concentrates of >= 2whey proteins	66.819	452.661	460.948	3.208.619
3502900000	Oth egg albumin	0	18.237	0	300.547
3503001000	Glues of animal origin	6.758	324.588	43.206	1.111.579
3503002000	Gelatin in powder form with bloatinglevel a-250 or b-230 or more	73.504	607.578	218.254	2.119.109
3503003000	Isinglass	0	160	0	8.198
3503009000	Oth gelatin derivatives,isinglass,otherglue of animal origin,excl casein glues	138.516	2.258.757	814.163	12.283.521
3504000000	Peptones and their derivatives, otherprotein substances and their	501.402	4.525.292	1.561.935	13.452.102
3505101000	Dextrins, soluble or roasted starches	5.433.029	36.252.785	2.491.453	20.061.363
3505109000	Oth dextrins & oth modified starches	9.139.402	69.924.412	5.367.329	44.818.065
3505200000	Glues based on starches/dextrins	371.443	3.836.206	699.879	7.254.222
3506100000	Prods suitable for use as glues/adhesivefor ret sale as glues/adhesives < 1 kg	232.673	2.201.724	1.144.771	9.104.307
3506910000	Adhesives based on polymers of heading39.01 to 39.13 or on rubber	1.199.992	11.394.853	3.056.070	30.080.370
3506990000	Oth prepared glues & oth preparedadhesives, nes	854.550	9.085.273	3.358.723	34.899.019
3507100000	Rennet & concentrates thereof	8.427	28.014	18.180	309.643
3507900000	Oth enzymes; prepared enzymes nes orinclude	322.679	3.370.312	1.789.316	18.447.714
3601000000	Propellent powders	0	3.281	0	58.283
3602000000	Prepared explosive, oth than propellentpowders	376.755	2.046.592	616.484	6.016.387
3603001000	Semi-fuses, elemented caps, signal tubes	430	246.352	3.571	6.058.711
3603002000	Safety fuses or detonating fuses	18.604	96.441	640.059	3.419.101
3603009000	Oth safety fuses, detonat fuses, percussion detonat caps,igniters,electric dtnt	522.240	1.641.113	3.570.273	23.726.770
3604100000	Firecrackers and other fireworks	65.252	10.800.147	80.628	10.282.640
3604901000	Distress signal equipment	1	1.657	4	10.918
3604909000	Oth signalling flares, rain rocket, forsignal & oth pyrotechnic articles	28.510	214.563	59.896	499.363
3605000000	Matches,oth than pyrotechnic article of36.04, in pack of >= 100 matches	0	3.242	0	14.474
3606100000	Liquid/liquified-gas fuel in containersused for filling or refilling <= 300 cm	12.693	56.042	8.881	74.109
3606901000	Solid or semi-solid fuels, solidifiedalcohol & oth similar prepared fuels	309	23.557	854	51.509

**I.3. IMPOR MENURUT KOMODITI / IMPORT BY HS COMMODITY**  
**\*\*\*NOVEMBER / NOVEMBER 2009 \*\*\***

H S	Uraian Komoditi Commodity Description	Berat Bersih / Net Weight (Kg)		Nilai / Value C.I.F (US\$)	
		Bulan ini Current Month	Kumulatif Cum.Jan. to date	Bulan ini Current Month	Kumulatif Cum.Jan. to date
3606902000	Lighter flints	2.524	37.686	21.495	262.502
3606903000	Oth ferro-cerium & oth pyrophoric alloyin all forms	0	113	0	1.474
3606904000	Resin torches, firelighters & the like	0	1.089	0	1.428
3606909000	Oth articles of combustible material aspecified note 2 to this chapter.	182	34.647	4.890	262.930
3701100000	Photographic plates & film in the flatfor x-ray	41.326	557.553	672.872	8.262.392
3701200000	Instant print film	222	7.684	8.647	41.513
3701300000	Oth plates & film, with any side>255 mmspecially for printing industri	261.026	2.687.532	2.108.497	18.068.775
3701910000	Oth plates &film for color photogrhy(polychrome)	371	4.593	1.543	10.306
3701990000	Oth plats &film photograp(polychrome)specially manuf for printing indust	45.085	925.947	112.977	1.667.423
3702100000	Film for x-ray	3.001	21.020	103.552	658.133
3702310000	Oth film,without perforat,of width notexceed 105 mm for photograp(polychrome)	0	5.577	0	189.054
3702324000	Instant print film in bands of width >=16 mm & length >=120m	0	38.137	0	115.246
3702329000	Oth film with silver halide emulsi,of a width < 105 mm	0	238	0	1.314
3702393000	Oth infra red transparent film,of a width < 105 mm	9.390	10.504	70.605	82.416
3702395000	Oth film, without perforat, of a width <105 mm special prep for medical serv	17	17	490	490
3702399000	Oth film without perforations of awidth < 105 mm	0	21.196	0	28.730
3702419000	Film for use oth than in medical,surgical,dental or veterinary sciences	0	4.823	0	86.588
3702424000	Film oth than for color photogr',width>610mm, length >200m, prep for	0	14.200	0	12.750
3702429000	Film oth than for color photogr',width> 610mm, length >200m	0	176	0	3.400
3702433000	Infra red transparent film, width >610 mm, length < 200 m	2.886	23.735	49.935	414.889
3702435000	Film, width > 610mm, length < 200mspecially prepared for medical service	5.961	54.504	58.037	615.727
3702439000	Oth film of width > 610 mm & length <120 m	6.376	76.995	59.838	611.352
3702443000	Infra red transparent film, 105mm< width < 610mm	1.621	14.801	28.040	241.630
3702445000	Film, 105mm< width<610mm,specially prepared for medical service	2.041	64.721	14.135	838.008
3702449000	Oth film, 105mm < width < 610 mm &length < 120m	13.678	78.083	120.376	591.369
3702522000	Film for color photo width<6mm, length>14 m, for cinematography	66	1.154	6.129	60.943
3702529000	Film for color photo width<16mm,length > 14 m	0	174	0	13.261
3702549000	Oth film for color photo16mm<width<35mm,length<30m, oth than for slides	971	42.872	3.478	148.066
3702552000	Film for color photo 16mm< width<35mm,length<30m, for cinematography	37	18.062	3.495	619.154
3702559000	Oth film 16mm< width<35mm, length> 30mfor color photography	10.295	69.325	289.026	2.379.461
3702565000	Film width>35mm,for color photographyspecially prepared for medical service	0	166	0	4.787
3702569000	Oth film width> 35mm, for colorphotography	0	315	0	7.319
3702914000	Infra red transparent film oth thancolor photog width < 16mm	0	4	0	457
3702915000	Film oth than for color photo width< 16mm, specially for medical service	0	73	0	210
3702919000	Oth film oth than for color photowidth < 16mm	0	101	0	6.445
3702935000	Film oth than for colorphoto 16mm<width< 35mm, length<30m, for medic serv	0	9	0	60
3702939000	Oth film oth than for color photo 16mm<width<35mm, length<30m	0	2.957	0	4.000
3702949000	Oth film 16mm< width<35mm, length<30m,oth than for color photography	176	176	2.751	2.751
3702952000	Film oth than for color photo width >35 mm for cinematography	0	1.274	0	2.524
3702956000	Film oth than for color photo width >35 mm prepared for medical service	0	4.875	0	80.419
3702959000	Oth film oth than for color photography	150	1.575	469	36.527
3703100000	Photographic paper, paperboard&textil,unexposed, rolls,width of 610-1000mm	22.069	349.761	119.291	2.108.734
3703200000	Oth photograph paper, sensitis, unex-posed for color photography	81.968	778.549	273.839	2.042.986
3703900000	Oth photograph paper, paperboard & textsensitised, unexposed.	22.590	1.130.861	57.616	3.749.097
3704001000	Plate & film for x-ray,unexposed but notdeveloped	219	2.150	1.025	7.348
3704009000	Oth photograph plates,film,paper,paper-board & textiles,expos but not developed	9	85.315	798	195.613
3705100000	Photograph plates & film, exposed &developed,for offset reproduc	34.636	189.082	23.402	168.834
3705901000	Photograph plates & film, exposed &developed,for x-ray	0	5.555	0	75.877
3705902000	Microfilms, exposed and developed	0	6.352	0	33.552
3705909000	Oth photograph plates & film,expos &developed,oth than cinematographic film	28.307	207.254	36.582	412.901
3706101000	Newsreels,travelogues,technical & scien-tic film exposed&developed,width>=35mm	4.572	42.120	329.352	3.073.128
3706109000	Oth cinematograph film, expos & deve-losed of a width >= 35 mm	151	2.446	4.876	104.393
3706909000	Oth cinematgrphic film,expos & developwith or not incorporating soundtrack	11	1.297	719	28.528
3707100000	Sensitising emulsion,for photo use (oththan varnishes, glues, adhesives),retail	7.773	80.455	12.814	229.475
3707901000	Flashlight materials, unmixed prods forphotog uses,put up in measur portions	10	36.813	4.520	93.750
3707909000	Oth chemical prep for photographic uses,put in measur portions, ready for use	366.305	5.470.823	1.285.735	14.046.245
3801100000	Artificial graphit,in the form of pasteblocks,plates or oth semimanufacts	196.353	1.295.821	398.684	3.008.824
3801200000	Colloidal/semi-colloidal graphite, inpastes,blocks,plates or oth semimanufac	38.805	59.509	68.427	186.322
3801300000	Carbonaceous pastes for electrodes &similar paste & for furnace linings	1.391.742	8.108.955	1.565.044	7.760.677
3801900000	Oth artificial graphit;colloidal or semigraphite,pastes, blocks or plates	60.718	413.890	202.046	1.567.149
3802100000	Activated carbon, including spentanimal black	517.017	4.416.243	696.064	5.876.580
3802901000	Activated bauxite, including spentanimal black	0	220.071	0	48.866
3802902000	Activated clays & activated earth, inclspent animal black	110.419	697.402	80.182	266.577
3802909000	Oth activat natural mineral prod,animalblack include spent animal black	329.564	8.330.163	228.092	3.806.131
3803000000	Tall oil, whether or not refined.	33.688	171.638	65.231	312.052
3804001000	Concentrated sulphite lye	9.141	776.557	11.910	706.166
3804009000	Oth residual lyes from woodpulp with ornot concentrat,desugar or chemical treat	499.869	3.183.334	907.488	5.738.053
3805100000	Gum, wood or sulphate turpentine oils	6.314	188.009	59.070	293.037
3805900000	Oth terpenic oil produc by the distillat of coniferous wood & oth crude paracy	184.029	1.510.724	410.737	3.360.956
3806100000	Rosin & resin acids	32.667	448.444	73.940	1.024.130
3806200000	Salt of rosin,of resin acid, of drv orresin acid,oth than salt of rosin addict	0	38.589	0	117.807
3806301000	Ester gums - in blocks	0	10.783	0	21.330

**I.3. IMPOR MENURUT KOMODITI / IMPORT BY HS COMMODITY**  
**\*\*\*NOVEMBER / NOVEMBER 2009 \*\*\***

H S	Uraian Komoditi Commodity Description	Berat Bersih / Net Weight (Kg)		Nilai / Value C.I.F (US\$)	
		Bulan ini Current Month	Kumulatif Cum.Jan. to date	Bulan ini Current Month	Kumulatif Cum.Jan. to date
3806309000	Ester gums - in oth forms	146.390	1.420.872	393.817	3.507.291
3806901000	Run gums in blocks	0	8	0	92
3806909000	Oth derivates rosin & resin acidsthereof	426.430	3.217.402	525.711	4.663.814
3807000000	Wood creosote	5.401	116.135	30.335	235.320
3808501100	Intermediate preparations for themanufacture of insecticides,subhd note 1	11.782	1.181.137	118.371	10.114.144
3808501200	Insectisides in the form of mosquito coils/mosquito coil powder, subhd note 1	0	37.563	0	283.331
3808501300	Insecticides in aerosol containerssubhd note 1	0	39.404	0	103.951
3808501900	Insecticides, in oth form, subhd note 1	147.235	2.126.864	457.302	7.897.565
3808502000	Fungicides, subhd note 1	182.852	2.099.133	652.605	9.694.655
3808503000	Herbicides, anti-sprouting products andplant-growth regulators, subhd note 1	844.414	4.387.999	1.532.996	10.479.653
3808504000	Disinfectants, subhd note 1	24.733	224.970	180.424	1.518.407
3808509100	Wood preserv, being prep oth than surface coat,cont insect/fungi subhd note 1	7.510	45.056	28.827	170.060
3808509900	Oth disinfect,smlar product,put up inform/pack for retl sale, subhd 1	10.646	71.436	116.156	821.171
3808911000	Intermediate preparation for the mnfactof insecticides, not subhd note 1	63.335	882.235	1.619.149	31.497.006
3808912000	Insecticide in the form of mosquito coil/mosquito coil powder, not subhd note 1	0	27.600	0	55.330
3808919000	Insecticides, in oth form, not subhdnote 1	173.091	2.511.826	828.634	15.676.937
3808920000	Fungicides, not subhd note 1	917.275	5.607.915	4.844.262	29.865.045
3808930000	Herbicides, anti-sprouting products andplant-growth regulator, not subhd note 1	2.095.621	12.531.457	3.167.746	30.821.335
3808940000	Disinfectants, not subhd note 1	33.289	342.040	163.578	1.394.862
3808991000	Wood preserv,being prep oth than surface coat,cont insect/fungi not subhd note 1	1.932	12.303	1.877	75.638
3808999000	Oth disinfect,smlar product, put up inform/pack for retl sale,not subhd note 1	175.007	347.711	398.465	1.042.327
3809100000	Oth finish agent,dye carriers to accelewith a basis of amylaceous substances	148.179	2.063.984	283.170	2.672.521
3809910000	Oth finish agent,dye carriers to accelekind used in the textile or like indust	777.368	10.705.355	1.907.615	25.752.513
3809920000	Oth finish agent,dye carriers to accelekind used in the paper or like indust	2.010.935	18.496.216	4.794.823	39.719.038
3809930000	Oth finish agent,dye carriers to accelekind used in the leather or like indust	250.958	2.385.846	526.802	5.835.517
3810100000	Pickling prep for metal surfac,soldering, brazing, welding powders	681.125	7.069.712	2.215.017	20.172.825
3810900000	Other prep of a kind used as cores orcoating for weld electrodes or rods	453.885	6.859.052	1.672.614	15.465.858
3811110000	Anti-knock preparation, based on leadbased on lead compound	13.690	41.652	93.847	189.255
3811190000	Oth anti-knock preparations	106.626	1.227.481	366.634	3.909.378
3811211000	Additive for lubricat oils,cont petroloil & oil obtain from bitumin,retail	41.591	133.835	128.405	362.937
3811219000	Additive for lubricat oils,cont petroloil & oil obtain from bitumin,not retail	3.724.424	38.729.027	12.577.441	127.735.244
3811290000	Oth additive for lubricat oils,contpetrol oil & oil obtain from otmn minera	315.157	2.882.808	1.123.074	9.815.479
3811901000	Anti knock prep., rust preventativ& corrosion inhibitors	301.224	2.116.047	1.188.935	8.999.882
3811909000	Oth anti-knock prep.,for mineral oilliquid used as mineral oils	308.736	12.382.925	964.030	21.950.966
3812100000	Prepared rubber accelerators	997.233	10.725.331	2.580.945	24.606.094
3812200000	Compound plasticisers for rubber orplastics	910.666	7.373.083	1.555.426	11.687.753
3812301000	White carbon	162.497	1.032.344	284.566	1.765.313
3812309000	Oth anti oxidising prep & oth compoundstabilisers for rubber or plastics	1.797.263	17.094.171	4.274.827	43.061.863
3813000000	Prep. & charge for fire-extinguishercharged fire-extinguishing grenades	235.898	1.834.364	644.360	4.194.815
3814000000	Organic composite solvents & thinners,prepared paint or varnish removers	526.758	5.478.783	1.387.652	14.729.020
3815110000	Supported catalyst,with nickel/nickelcompounds as the active substance	78.818	670.050	756.693	10.064.060
3815120000	Supported catalyst, with precious metalcompounds as the active substance	379.527	545.089	2.548.328	8.604.657
3815190000	Oth supported catalysts	432.300	8.346.711	2.218.468	43.065.803
3815900000	Oth reaction initiators,reaction accelerators catalytic prep,nes or incld	1.198.645	12.133.119	8.110.472	48.333.817
3816001000	Refractory cements, mortars, concretes	781.087	13.716.499	694.448	8.806.055
3816009000	Oth refractory cements, mortars, concret	1.030.794	10.653.748	807.658	7.817.254
3817000000	Mixed alkylbenzenes & mixed alkylnaphthalanes oth than head 2707 or 2902	305.222	26.488.145	464.682	33.966.746
3818000000	Wafers/discs with silicon content	5.232	137.401	306.058	3.626.782
3819000000	Hyd brake fluids&oth for hyd trnsmssionwhether or not cont<70% weight of petrolm	489.690	3.089.164	958.343	7.276.066
3820000000	Anti-freezing preparations & preparedand prepared de-icing fluids	130.478	570.008	288.714	1.490.292
3821001000	Prepared culture media for development	19.625	129.259	272.807	2.040.697
3821009000	Oth prepared culture media fordevelopment	738	28.601	45.646	565.854
3822001000	Plate,sheet,film, foil&strip of plasticimpreghtd/coated with diag. reagents	24.043	92.958	1.688.296	6.745.783
3822002000	Paperboard,cellulose wadding&web fibreimpreghtd/coated with diag. reagents	3.222	6.034.839	131.446	2.286.162
3822003000	Sterilisation indicator strips & tapesoth thn heading 3002 or 3006	92	24.082	1.498	309.542
3822009000	Oth diagnostic/lab reagents & preparedwhether or not head 30.02 or 30.06	175.834	5.665.109	3.094.703	28.420.956
3823110000	Stearic acids	793.693	4.069.012	639.832	3.541.414
3823120000	Oleic acids	25.001	475.655	36.303	625.807
3823130000	Tall oils fatty acids	29.938	1.684.490	31.508	1.634.410
3823191000	Acids oil from refining	14.482	57.935	21.061	121.106
3823199000	Oth industrial monocarboxylic fatty acid	796.312	6.445.782	1.434.431	11.895.763
3823701000	Industry fatty alcohols in the formof wax	0	11.838	0	28.723
3823709000	Oth industry fatty alcohols in the formof wax	319.110	11.477.401	635.036	13.211.339
3824100000	Prepared binders for foundry mouldsor core	281.747	2.638.325	470.648	3.831.331
3824300000	Non-agglomerated metal carbides mixedtogether with metallic binders	2.109	33.316	1.554	145.266
3824400000	Prepared additives for cements, mortarsor concretes	1.198.160	13.842.869	3.266.069	34.289.541
3824500000	Non-refractory mortars & concretes	75.895	1.138.298	44.416	732.150
3824600000	Sorbitol oth than that ofsubheading 2905.44	98.660	513.842	99.443	425.422
3824720000	Mix cont halogenated, drv methane,ethanecont bromochlorodi(tri)fluoromethane	9.819	30.379	110.709	336.194
3824750000	Mix cont halogenated, drv methane,ethanecontaining carbon tetrachloride	1.000	19.779	360	31.380
3824760000	Mix cont halogenated, drv methane,ethanecont 1,1,1-3-chloroethan(methyl chlfrmr	0	835	0	1.447
3824770000	Mix cont halogenated, drv methane,ethanecont bromomethane or bromochlorome	1.500	4.821	9.750	36.075



**I.3. IMPOR MENURUT KOMODITI / IMPORT BY HS COMMODITY**  
**\*\*\*NOVEMBER / NOVEMBER 2009 \*\*\***

H S	Uraian Komoditi Commodity Description	Berat Bersih / Net Weight (Kg)		Nilai / Value C.I.F (US\$)	
		Bulan ini Current Month	Kumulatif Cum.Jan. to date	Bulan ini Current Month	Kumulatif Cum.Jan. to date
3824780000	Mix cont halogenated, drv methane,ethanecont PFC or HCFC but not CFC or HCl	5.170	136.284	18.384	355.033
3824790000	Other mix cont halogenated, drv methane,ethane	296.581	2.317.157	893.744	5.638.212
3824810000	Mix & preparation containing oxirane(ethylene oxide)	23.424	207.737	38.721	321.425
3824820000	Mix & preparation containing pbbs, PCBs, PCTs	383	4.247	9.549	39.838
3824830000	Mixtures & preparation containingtris(2,3-dibromopropyl) phosphat	218	1.065	2.112	6.237
3824901000	Ink removers, stencil correctors&oth.corrector fluids in package	68.900	496.533	220.500	1.733.833
3824902000	Mixtures of chemical, of a kind used inmanufactured of foodstuff	109.702	2.032.138	327.498	7.328.756
3824903000	Copying pastes with a basis of gelatinpresented in bulk/ready to use	933	88.132	18.373	337.643
3824904000	Composite inorganic solvents	21.127	798.675	122.736	3.124.068
3824905000	Acetone oil	3.600	45.630	31.947	341.658
3824906000	Preparations/mixtures cont monosodiumglutamate	19.900	167.771	18.999	518.026
3824909000	Oth prods & preparations cont cfc-11,12,115, and halon	2.737.917	32.047.463	7.413.785	89.830.956
3825100000	Municipal waste	0	10	0	121
3825900000	Oth residual prods of the chemical/allied industry	0	504	0	4.287
3901103000	Polyethylene < 0,94 in liquids orpastes	24.261	835.049	182.726	2.271.418
3901109010	Polymers of ethylene, in granule form	14.531.339	159.344.842	18.535.327	180.274.034
3901109090	Polymers of ethylene other form	2.828.088	26.711.115	3.598.050	32.152.754
3901200000	Polyethylene having a specific gravity0.94 or more	8.034.385	80.708.096	10.337.165	92.327.820
3901303000	Ethylene-vinyl acetate copolymersin liquid or pastes	1.670.594	13.643.313	1.663.381	14.036.537
3901309000	Ethylene-vinyl acetate copolymersin other form	1.540.643	21.841.377	2.735.613	38.087.029
3901903000	Oth polymers of ethylene in liquidor pastes	22.653	614.859	534.472	3.416.070
3901909000	Oth polymers of ethylene in other form	5.898.307	68.357.837	8.141.989	80.558.143
3902101000	Polypropylene in powder form	140.337	1.138.691	223.140	1.470.359
3902102000	Polypropylene in granule form	26.292.643	270.982.290	30.722.318	287.526.344
3902109000	Polypropylene in other form	1.774.908	28.243.402	3.078.324	33.343.877
3902203000	Polysobutylene liquids/pastes	38.355	630.387	118.902	1.508.011
3902209000	Polysobutylene in oth forms	246.699	2.077.807	363.974	3.146.082
3902303000	Propylene copolymers in liquidor pastes	45.302	1.693.167	72.852	2.063.069
3902309010	Propylene copolymers in granule form	12.314.461	138.621.055	16.016.887	159.755.573
3902309090	Propylene copolymers in other form	725.876	9.016.756	957.608	10.340.390
3902903000	Oth polymers of propylene in liquidor pastes	505	160.391	4.047	311.079
3902909000	Oth polymers of propylene in other form	741.713	8.487.156	1.746.591	16.889.931
3903110000	Expansible polymers of styrene	1.074.991	13.827.823	1.831.553	19.857.162
3903190000	Other polymers of styrene	3.890.763	36.805.177	5.536.437	47.570.087
3903203000	Styrene-acrylonitrile (SAN) copolymersin aquaeous dispersion	134.790	1.375.812	144.224	1.633.770
3903209000	Oth styrene-acrylonitrile (SAN)copolymers	412.304	4.747.777	727.118	7.438.408
3903303000	Acrylonitrile-butadiene-styrene (ABS)copolymers in aquaeons dispersion	235.357	3.663.331	720.927	7.493.295
3903309000	Acrylonitrile-butadiene-styrenecopolymers in other form	5.047.377	45.621.484	8.911.089	76.728.426
3903903000	Oth polymers of styrenein aquaeons dispersion	53.092	1.029.243	87.881	1.377.507
3903909000	Oth polymers of styrenein other form	216.803	2.161.162	518.873	4.695.304
3904101000	PVC homopolymers, suspension typenot mixed with oth substances	1.272.668	2.952.432	1.048.543	3.065.340
3904109000	PVC in other form	1.572.415	24.066.817	1.620.458	23.786.801
3904210000	Oth poly(vinyl chloride) non plasticised	69.202	846.925	116.901	963.075
3904220000	Oth poly(vinyl chloride) plasticised	452.862	5.455.043	532.085	6.399.996
3904300000	Vinyl chloride-vinyl acetate copolymers	199.752	1.625.240	509.462	3.736.124
3904400000	Other vinyl chloride copolymers	51.995	835.913	158.423	2.739.888
3904504000	Vinylidene chloride polymr in dispersion	14.400	15.631	55.584	90.076
3904509000	Vinylidene chloride polymersin other form	263.216	2.807.453	556.780	4.786.858
3904610000	Fluoro-polymerspolytetrafluoroethylene	3.951	190.882	85.113	1.058.258
3904693000	Fluoro-polymers polytetrafluoroethylenedispersions	0	16.473	0	90.711
3904699000	Oth fluoro-polymers in other form	5.340	132.955	34.146	860.380
3904903000	Oth fluoro-polymer polytetrafluoroethyldispersions	0	388	0	4.459
3904909000	Oth polymers vinyl chloride in oth forms	26.320	56.789	45.916	213.603
3905120000	Poly(vinyl acetate) in aqueousdispersions	11.971	702.191	22.254	878.011
3905190000	Other poly(vinyl acetate)	88.964	775.328	188.707	2.522.013
3905210000	Vinyl acetate copolymers in aqueousdispersions	234.937	2.576.455	228.337	2.762.009
3905290000	Other vinyl acetate copolymers	29.268	554.425	73.561	1.363.678
3905301000	Poly (vinyl alcohol) in aqueousdispersions	107.417	616.297	112.109	1.261.678
3905309000	Poly (vinyl alcohol)in other form	1.455.200	14.534.670	3.191.666	32.042.639
3905910000	Copolymers of vinyl acetate or of othervinylester	21.968	478.126	239.824	3.936.887
3905990000	Oth polymer of vinyl acetate/oth vinylesters;oth vinyl polymers; primary form	39.296	634.944	472.971	4.962.412
3906101000	Poly(methyl methacrylate) in aqueousdispersions	33.850	522.620	92.043	1.450.694
3906109000	Oth poly(methyl methacrylate)in other form	383.860	4.262.127	856.243	9.844.829
3906901100	Oth acrylic copolymers in aqueousdispersions	432.481	4.089.252	713.404	6.806.603
3906901900	Oth acrylic copolymers in other forms	1.038.218	8.693.382	2.538.767	19.583.706
3906909100	Oth acrylic polymers in aqueousdispersions	539.922	5.864.486	739.430	7.226.895
3906909900	Oth acrylic polymers in other forms	2.795.422	24.230.145	6.423.288	62.736.510
3907100000	Polyacetals	547.763	5.112.522	1.407.238	12.216.575
3907200000	Other polyethers	3.435.047	35.122.294	6.840.957	63.761.390
3907302000	Epoxide resins based powder coating	59.156	933.666	281.987	3.911.503
3907303000	Epoxide resins in liquids/pastes	926.519	10.704.668	2.557.353	26.927.165
3907309000	Epoxide resins in oth form	707.365	9.207.834	1.964.758	24.209.764

**I.3. IMPOR MENURUT KOMODITI / IMPORT BY HS COMMODITY**  
**\*\*\*NOVEMBER / NOVEMBER 2009 \*\*\***

H S	Uraian Komoditi Commodity Description	Berat Bersih / Net Weight (Kg)		Nilai / Value C.I.F (US\$)	
		Bulan ini Current Month	Kumulatif Cum.Jan. to date	Bulan ini Current Month	Kumulatif Cum.Jan. to date
3907400000	Polycarbonates	2.446.393	26.656.056	6.457.982	61.951.368
3907500000	Alkyd resins	58.716	1.168.236	127.920	2.449.632
3907601000	Poly(ethylene terephthalate) in aqueousdispersions	12.471	121.415	39.660	292.579
3907609000	Poly(ethylene terephthalate) in oth form	6.678.849	60.639.859	9.042.955	70.666.883
3907700000	Poly(lactic acid)	18.297	172.104	38.023	394.695
3907912000	Oth polyesters unsaturated in chip form	1.438	19.775	16.479	144.961
3907919000	Oth polyesters unsaturated in oth form	309.455	3.197.076	598.186	5.732.341
3907994000	Oth polyester saturated based powdercoating	41.578	737.609	118.286	1.511.760
3907999000	Oth polyesters saturated in oth form	3.229.435	31.204.417	4.968.528	43.283.802
3908101000	Polyamides in primary forms, polyamide-6	3.977.125	37.354.590	9.386.775	82.264.454
3908109000	Oth polymde-6,-11,-12,-6,6,-6,9,-6,10	1.003.836	11.829.883	2.998.814	28.229.184
3908900000	Other polyamides	449.075	3.141.807	1.661.897	10.677.610
3909101000	Urea resins, thiourea resin in mouldingcompound	89.689	1.350.485	203.683	2.642.781
3909109000	Other urea resins	327.996	2.517.928	420.566	4.377.205
3909201000	Melamine resins in moulding compound	453.167	3.558.753	1.110.156	8.765.775
3909209000	Other melamine resins	114.441	2.074.500	509.743	4.133.893
3909301000	Oth amino-resins in moulding compound	248.028	2.401.681	383.496	3.654.683
3909309000	Oth amino-resins, oth thn mouldingcompound	127.651	3.038.038	444.829	7.111.405
3909401000	Phenolic resins in moulding compound	72.846	508.163	224.280	1.733.981
3909409000	Other phenolic resins	952.654	12.760.555	2.133.894	22.013.950
3909500000	Polyurethanes	1.604.140	15.991.561	4.956.049	50.278.517
3910002000	Silicones in dispersions or in the formof solutions	341.096	5.156.953	1.407.131	20.068.161
3910009000	Silicones in oth forms	445.656	5.303.605	2.023.234	24.160.972
3911101000	Petroleum,coumarone,indene/coumaroneinde in liquid or pastes	83.252	661.053	173.988	1.247.814
3911109000	Petroleum, coumarone, indene/coumaroneindene in oth form	1.374.333	15.892.708	2.567.315	26.635.453
3911900000	Oth petroleum, coumarone, indene/coumaroneindene in oth form	893.249	8.284.465	2.267.613	20.755.582
3912110000	Cellulose acetates non-plasticised	0	4.820	0	80.978
3912120000	Cellulose acetates plasticised	16.853	52.292	40.622	238.573
3912201100	Water-based semi-finished nitrocellulosecellulose nitrates non plasticised	1.962	4.289	5.215	20.804
3912201900	Oth cellulose nitrates non plasticised	143.890	3.593.239	294.727	7.350.402
3912202000	Cellulose nitrates plasticised	0	110.958	0	280.646
3912310000	Carboxymethylcellulose & its salts	582.680	6.254.132	1.442.631	15.487.964
3912390000	Oth cellulose ethers	342.542	2.668.941	1.914.291	16.409.163
3912902010	Regenerated cellulose	19.964	65.567	76.429	265.599
3912902090	Other regenerated cellulose	156.583	909.638	704.499	3.974.945
3912909000	Oth cellulose in other form	237.319	1.774.000	1.265.787	8.888.731
3913100000	Alginic acid, its salts & esters	23.606	693.608	210.782	4.292.626
3913900000	Oth natural polymers & its modified, inprimary form	336.678	2.396.800	1.254.350	10.568.758
3914001000	Ion-exchangers based on plymrs of headof a kind used	152.021	1.411.378	435.506	3.295.690
3914009000	Oth ion-exchangers based on plymrs ofhead of a kind used	248.783	2.301.173	758.611	7.349.518
3915100000	Waste, parings & scrap, of polymers ofethylene	142.415	768.686	36.042	257.399
3915300000	Waste, parings & scrap, of polymers ofpolymers of vinyl chloride	0	9	0	90
3915901000	Waste, parings & scrap, of copolymers ofvinyl acetate	0	40.060	0	88.460
3915909000	Waste, parings & scrap, of other plastic	278.316	1.343.646	159.514	589.443
3916101000	Monofilament of polymers of ethylenechloride	0	18.088	0	37.377
3916102000	Monofilament of polymers of ethylenetrods, sticks and profile shapes	2.766	24.950	17.262	110.140
3916201000	Monofilament of polymers of vinylchloride	26.367	199.450	87.467	622.925
3916202000	Monofilament of polymers of vinyltrods, sticks and profile shapes	62.320	553.299	186.915	1.202.117
3916904000	Monofilament of other plasticsof hardened proteins	7.457	94.431	51.176	897.610
3916909000	Oth monofilament of other plastics	43.326	723.352	327.475	4.444.288
3917101000	Artificial guts (sausage casings) ofhardened proteins	5.003	50.330	152.432	1.370.762
3917109000	Artificial guts (sausage casings) ofcellulosic materials	46.100	809.316	777.566	5.497.327
3917210000	Tube,pipe,hose,fitting therefor ofplastic of polymers of ethylene	119.502	564.946	534.779	1.878.178
3917220000	Tube,pipe,hose,fitting therefor ofplastic of polymers of propylene	35.991	267.620	176.446	1.244.130
3917230000	Tube,pipe,hose,fitting therefor ofplastic of polymers of vinyl chloride	140.518	906.577	198.631	3.097.043
3917290000	Tube,pipe,hose,fitting therefor ofplastic of other plastics	383.139	2.519.608	1.999.643	8.869.293
3917310000	Flexible tubes, pipes and hoses havea minimum burst pressure of 27.6 mpa	18.493	801.739	235.548	3.941.074
3917321000	Sausage & ham casings, without fittingsof plastics	955	45.633	3.838	601.873
3917329000	Oth unflexible tubes, pipes & hoses, notreinforced, without fittings	107.807	1.570.225	601.449	12.801.560
3917330000	Oth, not reinforced/otherwise combinedwith oth materials/fittings of 3917.30	936	47.744	12.580	347.739
3917390000	Oth tubes, pipes and hoses	175.366	3.390.224	628.883	9.243.438
3917400000	Fittings of plastics	280.981	2.782.949	1.460.510	11.953.680
3918101100	Tiles of polymers of vinyl chloride	38.976	452.391	32.946	487.322
3918101900	Oth floor covering of polymers of vinylchloride	1.911.563	16.132.352	864.813	7.799.850
3918109000	Wall or ceiling coverings of polymers ofvinyl chloride	280.712	6.308.217	369.326	5.141.897
3918901100	Tiles, of polyethylene	1.650	183.888	20.295	572.789
3918901300	Oth floor coverings of polyethylene	154.782	1.507.886	299.006	2.263.882
3918901900	Oth floor coverings of oth plastics	23.870	751.302	69.251	1.060.655
3918909100	Wall or ceiling covering of polyethylene	27.735	1.422.151	43.444	2.779.549
3918909900	Wall or ceiling coverings of oth plastic	87.104	585.618	200.179	1.510.497
3919101000	Tape in roll,width=<20cm,of polymers of vinyl chloride	60.467	621.887	461.251	3.722.935
3919102100	Tape in roll,width=<20cm,of polyethyleneused in mnfctre of telephonc/elect wire	141.967	428.252	292.210	1.436.668

**I.3. IMPOR MENURUT KOMODITI / IMPORT BY HS COMMODITY**  
**\*\*\*NOVEMBER / NOVEMBER 2009 \*\*\***

H S	Uraian Komoditi Commodity Description	Berat Bersih / Net Weight (Kg)		Nilai / Value C.I.F (US\$)	
		Bulan ini Current Month	Kumulatif Cum.Jan. to date	Bulan ini Current Month	Kumulatif Cum.Jan. to date
3919102900	Tape in roll,width=<20cm,of polyethyleneused for other	130.703	1.480.305	1.398.621	10.332.275
3919109000	Oth self-adhesive plate, sheet, film, in roll, width =<20 cm, of oth plastics	356.339	3.868.557	2.488.095	22.334.512
3919901000	Oth self-adhesive plates, sheets, film, foil, tape of polymers of vinyl chloride	89.387	1.460.342	382.487	5.761.435
3919909000	Oth self-adhesive plates, sheets, film, foil, tape, strip of plastics	2.168.603	20.078.040	6.154.848	59.788.690
3920100000	Oth tape of polymer of ethylene, not formfg of telephonic/electric wire	1.771.857	17.351.439	4.483.167	41.003.032
3920200010	Bopp film, of polymers of propylene	2.906.148	25.064.355	4.756.175	38.967.252
3920200090	Oth tape of polymer of propyleneused as an adhesive by melting	588.459	9.442.381	1.050.155	15.659.731
3920301000	Polymers of styrene used as an adhesive by melting	148	257.530	289	346.525
3920309000	Polymers of styrene not used as an adhesive by melting	43.340	471.212	297.580	1.136.792
3920430000	PVC tape weight >6% of plasticiser used ot than mfg of telephonic/electric wire	383.115	4.844.804	897.985	8.819.945
3920490000	Other of polymers of vinyl chloride	713.770	8.021.816	1.640.654	16.375.602
3920510000	Oth plate, sheet, film, foil or strip of acrypolymers of methyl methacrylate	9	11.864	68	29.108
3920590000	Oth plates, sheets, film, foil & strip of thacrylic polimer of methyl methacrylate	14.607	174.977	71.227	874.009
3920610000	Film, of polycarbonates	232.029	3.435.637	922.419	9.786.616
3920621000	Film, of poly(ethylene terephthalate) used as an adhesive by melting	557.531	7.164.624	1.451.860	17.561.842
3920629000	Oth plate, sheet, foil & strip of poly-(ethylene terephthalate)	70.768	729.992	325.497	3.569.255
3920630000	Tapes, of unsaturated polyesters,	34.785	141.645	57.202	293.394
3920690000	Tapes, of oth polyesters, used as an adhesive by melting	980.499	10.448.874	2.304.117	22.744.629
3920711000	Cellophane film	70.505	503.768	347.612	2.509.312
3920712000	Viscose tear-off ribbon, foil	10.680	87.483	57.792	446.616
3920719000	Oth plate, sheet & strip of regenerated cellulose used ot than adhesive by melti	201	43.832	5.049	78.023
3920730000	Cellulose acetate, plasticized, used as an adhesive by melting	0	1.557	0	26.096
3920790000	Plate, sheet, foil & strip of oth cellulose derivatives	1.508	4.833	2.152	36.094
3920911000	Film of poly(vinyl butyral), thickness 0.38-0.76mm width <= 2m	126.119	922.423	618.039	6.071.291
3920919000	Oth film of poly(vinyl butyral), plate,	67.179	1.063.008	356.897	3.636.694
3920921000	Plate, sheet, foil & strip of nylon 6 of polyamides	409	14.387	14.426	324.054
3920922000	Plate, sheet, foil & strip of polyamides, used as an adhesive by melting	317	4.572	1.080	26.191
3920929000	Plate, sheet, foil & strip of oth polyamides	39.288	323.669	147.370	1.175.663
3920931000	Plate, sheet, foil & strip of melamine, of amino-resins	0	5.415	0	39.705
3920939000	Oth plate, sheet, foil & strip of aminoused oth than an adhesive by melting	181	7.443	805	87.543
3920941000	Phenol formaldehyde (bakelite) sheets	51.829	345.356	116.846	945.800
3920949000	Oth plate, sheet, foil & strip of phenolic resins	66.526	162.488	50.313	347.037
3920990010	Corrugated sheets & plates, of other plastics	166.421	612.798	160.010	1.651.193
3920990090	Oth plate, sheet, foil & strip of other plastics	275.939	2.334.716	602.516	8.391.246
3921111000	Plates & sheets, cellular, of polymers of styrene	113.489	1.383.668	243.735	2.145.755
3921119000	Film, foil & oth strip, cellular, of oth than plate and sheet	45.857	677.028	148.220	1.546.981
3921120000	Tapes of PVC, in plates & sheets formused as mfg telepn/elect.wire	1.806.159	12.551.413	1.472.145	11.660.302
3921130000	Plates & sheets of polyurethanes	102.079	1.214.631	545.442	5.023.117
3921141000	Plates and sheets of regenerated cellulose	2.616	62.982	800	169.747
3921149000	Film, foil & oth strip of regenerated cellulose used in mfg telepn/elect.wir	7.085	292.440	27.600	648.586
3921191000	Tapes in plate & sheet, of oth plastics	217.326	3.120.239	562.340	6.216.019
3921199000	Tapes in oth form, used in the oth than mfg of telephonic/electric wire	1.594.897	12.751.861	1.520.226	15.303.157
3921902000	Plates & sheets, not cellular, oth than plate and sheet	326.957	3.780.462	631.374	6.779.945
3921909000	Film, foil & oth strip, not cellular, oth than plate and sheet	956.726	8.149.249	2.293.234	19.006.380
3922100000	Baths, shower-baths, sinks & washbasins	51.790	1.008.615	257.449	3.035.278
3922201000	Lavatory covers of plastic	21.852	285.009	75.828	989.463
3922202000	Lavatory seats, of plastics	5.035	57.727	10.302	130.776
3922901100	Parts of flushing cisterns, of plastics	15.183	68.386	114.020	423.187
3922901900	Flushing water closets (lavatory pans) and urinals	6.588	57.144	32.074	438.563
3922909000	Similar sanitary ware, of plastics	107.292	814.650	200.530	1.484.942
3923100000	Boxes used for cinematographic films, tape and disks	920.873	8.343.353	2.888.199	25.900.407
3923211000	Aseptic bag of polymers of ethylene with aluminium foil in forcing material	64.522	606.915	284.582	2.792.800
3923219000	Oth sacks & bags, of polymers of ethylene	448.945	5.422.175	1.390.689	14.577.663
3923290000	Oth articles for the conveyance or packing of goods of oth plastics	423.280	5.946.756	1.828.229	23.001.552
3923301000	Toothpaste tubes container, of plastic	507	17.947	10.392	141.729
3923309000	Carboys, bottles, flasks & similar article, not toothpaste tube container	785.996	7.347.707	2.658.194	25.230.804
3923400000	Spool, cop, bobbin & similar support	138.146	924.080	1.388.137	7.659.298
3923500000	Stoppers, lids, caps and other closures	556.787	4.772.849	3.165.471	26.488.437
3923900000	Oth articles for the conveyance/packing goods of plastics	685.397	5.086.262	2.999.676	27.047.469
3924100000	Tableware & kitchenware	449.415	5.465.712	2.522.762	21.959.320
3924901000	Bed pans, urinals (portable type) & chamber pots	11.787	123.230	52.850	496.275
3924909000	Oth household & toilet articles, of plastics	285.295	3.182.908	839.698	8.949.315
3925100000	Reservoirs, tanks, vats & similar contain. capacity <= 300l	39.882	473.982	101.609	1.148.605
3925200000	Doors, windows & their frames & threshold for doors	174.240	1.331.645	241.128	1.550.927
3925300000	Shutters, blinds (includ venetian blinds) and similar articles and parts	49.555	670.936	128.257	1.144.096
3925900000	Oth builders ware of plastics, not elsewhere specified	283.796	2.856.050	306.845	3.441.742
3926100000	Office or school supplies of plastics	102.615	1.900.528	265.723	3.977.740
3926206000	Articles of apparel used for protection of plastics	31.384	390.126	257.807	2.851.014
3926209000	Oth articles of plastics, including belt	431.434	4.166.757	2.132.852	24.263.535
3926300000	Fittings for furniture, coachwork or the like	81.354	577.883	278.375	3.439.369
3926400000	Statuettes & ornamental articles	56.249	478.651	158.644	1.300.242
3926901000	Floats for fishing nets, of plastics	45.754	809.536	498.755	9.057.972

**I.3. IMPOR MENURUT KOMODITI / IMPORT BY HS COMMODITY**  
**\*\*\*NOVEMBER / NOVEMBER 2009 \*\*\***

H S	Uraian Komoditi Commodity Description	Berat Bersih / Net Weight (Kg)		Nilai / Value C.I.F (US\$)	
		Bulan ini Current Month	Kumulatif Cum.Jan. to date	Bulan ini Current Month	Kumulatif Cum.Jan. to date
3926902000	Fan & handscreen, frame & handlethereof and parts	44.893	449.567	357.132	2.634.630
3926903200	Plastic moulds with denture prints	0	16.159	0	115.231
3926903900	Oth hygienic, medical & surgical	162.280	894.819	2.128.743	9.276.601
3926904100	Police shields, of plastics	271	497	2.532	4.359
3926904200	Protective mask & similar article focused in welding & similar works	11.011	160.963	171.066	1.335.664
3926904400	Life saving cushions for protection of persons falling from height	39	1.475	2.391	14.038
3926904500	Reflected light nails, of plastics	1.234	15.049	3.602	148.235
3926904900	Oth safety & protective devices,	84.027	754.260	1.429.329	3.978.020
3926905300	Transmission or conveyor belts or beltin	27.583	286.475	265.651	3.623.666
3926905500	Plastic j-hooks & bunch blocks for detonator	10.547	76.953	304.490	1.296.775
3926905900	Oth industrial articles, of plastics	378.130	3.713.399	3.461.503	33.808.717
3926906000	Nipple former, breastshell, nipple shield, hand expression funnel	9.045	10.185	12.097	18.984
3926907000	Corset busks & similar supports for articles of apparel or clothing accessor	13.580	158.129	122.098	1.705.326
3926908000	Cards for jewellery or small objects of personal adornment	63.272	1.174.735	150.864	1.803.440
3926909000	Oth articles of plastics & other material	1.985.888	21.636.848	7.423.101	74.181.064
4001101100	Natural rubber latex, containing ammonia >=0.5% concentrate	1.032.981	5.880.531	1.455.189	7.049.733
4001101900	Natural rubber latex, containing ammonia >=0.5% processed by other methods	116.401	1.351.228	163.092	1.708.649
4001102100	Natural rubber latex, containing ammonia <0.5% centrifuge concentrate	60.320	160.373	129.057	270.478
4001102900	Natural rubber latex, containing ammonia <0.5% processed by other methods	220.480	1.360.111	482.689	2.340.914
4001211000	Natural rubber in smoked sheets, RSS grade 1	0	20.116	0	28.612
4001212000	Natural rubber in smoked sheets, RSS grade 2	0	153	0	3.151
4001219000	Natural rubber in other forms	20.359	230.486	50.311	405.769
4001221000	Tsnr, standard Indonesian rubber SIR 3 cv	76.800	189.599	183.436	334.122
4001222000	Tsnr, other standard Indonesian rubber	0	534.509	0	1.251.652
4001229000	Oth technically specified natural rubber (TSNR)	26.523	288.874	80.570	817.852
4001291000	Air-dried sheet, other natural rubber in other form	12.800	27.912	37.212	77.083
4001293000	Sole crepe	0	96	0	863
4001297000	Skim rubber	0	21.000	0	27.720
4001299000	Oth natural rubber in other forms	0	90.450	0	491.626
4001301900	Jelutong in other forms	0	16.302	0	59.144
4001309900	Oth balata, gutta-percha, guayule, chicle similar, in other form	2.330	246.394	10.834	490.250
4002110000	Styrene-butadiene rubber (SBR), in latex form	1.917.540	10.618.460	1.862.654	12.952.419
4002190000	Carboxylated styrene-butadiene rubber (SBR) in other form	8.969.153	83.347.440	17.732.627	129.085.327
4002200000	Butadiene rubber (BR)	3.812.922	42.986.751	8.277.100	72.383.832
4002310000	Isobutene-isoprene (butyl) rubber (IIR)	747.697	8.247.370	2.671.057	25.405.322
4002390000	Halo isobutane-isoprene rubber (CIIR of BIIR)	641.925	4.530.026	2.333.359	15.183.623
4002410000	Chloroprene (chlorobutadiene) rubber in latex form	55.095	1.490.921	77.468	2.420.371
4002490000	Chloroprene (chlorobutadiene) rubber in other form	340.015	3.626.372	1.011.119	11.934.274
4002510000	Acrylonitrile-butadiene rubber (NBR), in latex form	785.498	5.168.263	993.077	5.468.021
4002590000	Acrylonitrile-butadiene rubber (NBR), in other form	441.560	3.901.732	1.121.114	7.871.195
4002601000	Isoprene rubber (IR) in primary forms	0	78.924	0	231.596
4002609000	Isoprene rubber (IR) in other forms	81.360	920.258	246.597	2.242.412
4002700000	Ethylene-propylene-non-conjugated diene rubber (EPDM)	467.652	5.029.359	1.348.501	14.059.315
4002801000	Mixture of natural rubber latex with synthetic rubber latex	803	17.840	7.332	80.248
4002809000	Oth mixture of natural rubber latex with synthetic rubber latex	35.855	379.668	66.188	887.243
4002911000	Oth synthetic rubber latex & factice derived from oils of poly graft natural	107.441	3.287.742	188.976	3.563.136
4002919000	Oil synthetic rubber & factice derived from oils of other latex	265.167	1.535.878	282.906	1.417.424
4002991000	Oth synthetic rubber & factice derived from oils in other form	1.864	680.998	24.132	1.998.978
4002999000	Oth synthetic rubber latex & factice derived from oils	108.233	963.506	464.899	3.618.776
4003000000	Reclaimed rubber in primary form so in plates, sheets or strips	1.476.692	13.359.140	664.647	5.893.763
4004000000	Waste, paring & scrap of rubber (other than rubbers)	869.639	4.607.360	567.811	3.093.554
4005100000	Compounded rubber with carbon black silica, unvulcanised	253.925	1.943.683	1.180.017	9.443.221
4005200000	Compounded rubber with solutions, other subheading 4005.10	85.637	626.912	113.556	1.070.501
4005910000	Compounded rubber, unvulcanised, in plates, sheets, & strip	250.568	3.222.462	524.853	4.777.958
4005990000	Compounded rubber, unvulcanised, in other form	335.770	3.537.198	463.723	4.180.566
4006100000	"camel-back" strips for retreading rubber tyres, unvulcanised	84.003	978.447	94.116	964.567
4006900000	Oth forms & articles of unvulcanised rubbers	21.660	2.699.468	216.691	5.515.039
4007000000	Vulcanised rubber thread & cord.	123.212	1.421.984	542.880	4.880.899
4008110000	Plates, sheets, & strip of cellular rubber	203.515	1.563.448	476.024	4.305.460
4008190000	Oth forms of cellular rubber	51.856	1.129.944	147.953	1.714.899
4008210000	Plates, sheets & strip of non-cellular rubber	56.972	702.070	223.997	3.447.842
4008290000	Oth forms of non-cellular rubber	65.503	921.427	443.599	2.430.958
4009110000	Tube, pipe & hose, not reinforced/other material without fitting	1.617.479	5.149.972	5.149.248	22.891.593
4009120000	Tube, pipe & hose, not reinforced/other material with fitting	53.783	436.972	440.684	3.117.319
4009211000	Mining slurry suction & discharge hose, without fitting	1.658	18.185	4.020	206.583
4009219000	Oth tube, pipe & hose, reinforced with materials without fittings	77.878	1.057.833	808.448	9.771.878
4009221000	Mining slurry suction & discharge hose, with fittings	1.442	13.531	31.043	210.144
4009229000	Oth tube, pipe & hose, reinforced with materials with fitting	36.982	1.266.063	312.275	10.091.692
4009311000	Mining slurry suction & discharge hose, reinforced with textile, without fitting	25.152	50.838	19.404	42.174
4009319000	Oth tube, pipe & hose, reinforced with textile, without fitting	123.904	1.134.304	1.164.041	6.157.448
4009321000	Mining slurry suction & discharge hose, reinforced with textile, with fitting	105	3.894	15.438	67.791
4009329000	Oth tube, pipe & hose, reinforced with textile, with fitting	20.111	80.380	209.160	1.168.228

**I.3. IMPOR MENURUT KOMODITI / IMPORT BY HS COMMODITY**  
**\*\*\*NOVEMBER / NOVEMBER 2009 \*\*\***

H S	Uraian Komoditi Commodity Description	Berat Bersih / Net Weight (Kg)		Nilai / Value C.I.F (US\$)	
		Bulan ini Current Month	Kumulatif Cum.Jan. to date	Bulan ini Current Month	Kumulatif Cum.Jan. to date
4009411000	Mining slurry suction & discharge hose, reinforced w oth materials, without fitt	959	151.647	2.197	133.069
4009419000	Oth tube, pipe & hose, reinforced withoht material, without fitting	121.886	1.370.517	774.436	5.932.397
4009421000	Mining slurry suction & discharge hose, reinforced w oth materials, with fitting	0	15.509	0	88.651
4009429000	Oth tube, pipe & hose, reinforced withoht material, with fitting	302.313	3.058.035	3.669.948	32.246.793
4010111000	Conveyor belts/belting, reinforced withmetal, width > 20cm	11	181.675	750	1.064.304
4010119000	Conveyor belts/belting, reinforced withmetal, width <= 20cm	120.464	676.063	839.285	5.380.810
4010121000	Conveyor belts/belting, reinforced withtextile, width > 20cm	18.658	264.814	18.974	813.618
4010129000	Conveyor belts/belting, reinforced withtextile, width <= 20cm	51.143	1.718.511	218.054	5.035.035
4010191000	Oth conveyor belts/belting, reinforcedwith oth; width > 20cm	189.589	996.248	1.126.244	6.091.103
4010199000	Oth conveyor belts/belting, reinforcedwith oth; width <= 20cm	306.611	2.925.539	825.304	8.884.870
4010310000	V-belts, V-ribbed, 60cm<outside circum ference<=120cm	37.980	311.096	288.638	2.853.625
4010320000	V-belts, oth than V-ribbed, 60cm<outside circum ference<=120cm	8.310	78.342	253.197	1.754.860
4010330000	V-belts, V-ribbed, 120cm<outside circum ference<=240cm	4.501	28.982	148.692	1.062.645
4010340000	V-belts, oth than V-ribbed, 120cm<outside circum ference<=240cm	101	1.434	2.357	43.182
4010350000	Endless synchronous belt, 60cm<outside circum ference<=150cm	1.381	3.411	22.580	87.344
4010360000	Endless synchronous belt, 150cm<outside circum ference<=198cm	188	229	218	1.128
4010390000	Oth transmission belts/belting	222.475	1.550.775	2.002.629	16.576.859
4011100000	New pneumatic tyres, of rubber of a kindused on motor cars	546.376	3.903.911	1.891.105	12.134.418
4011201000	New pneumatic tyre, of rubber used onbuses/lorries, width<450mm	1.747.154	16.484.412	4.250.424	32.456.392
4011209000	New pneumatic tyre, of rubber used onbuses/lorries, width>=450mm	455.581	5.984.670	1.033.206	22.652.641
4011300000	New pneumatic tyres, of rubber of akind used on aircraft	39.215	367.388	455.457	3.700.116
4011400000	New pneumatic tyres, of rubber of akind used on motorcycles	40.178	840.169	87.572	1.681.517
4011500000	New pneumatic tyres, of rubber of akind used on bicycles	153.803	1.540.714	342.012	2.050.695
4011610000	New pneumatic tyres, of rubber used onagricultural/forestry vehicles & machine	34.756	339.758	96.366	1.093.493
4011620000	New pneumatic tyres, of rubber, rimsize<61 cm, used on const/ind.vehicles mach.	6.358	226.562	34.771	777.677
4011630000	New pneumatic tyre, of rubber, rim size>=61cm, used on const/ind.vehicles mach	106.391	568.651	637.120	3.398.233
4011690000	New pneumatic tyre, of rubber, used for oth purpose	617.591	6.787.395	3.133.501	38.896.879
4011920000	Oth new pneumatic tyre, of rubber, usedon agricul./forestry vehicles mach.	183.893	920.129	364.874	2.224.631
4011930000	Oth new pneumatic tyre, of rubber, rimsize<61 cm, used on const/ind.vehicles mach	313.216	2.810.920	178.562	2.840.457
4011941000	Oth new pneumatic tyre, of rubber, rimsize>=61cm, used on earth mov.mach.	87.660	520.746	633.549	2.576.106
4011949000	Oth new pneumatic tyre, of rubber, rimsize>=61cm, used for oth. purposer	663.923	4.836.261	4.526.600	33.919.295
4011991000	Oth new pneumatic tyre, of rubber, used on vehicles of chap.87	2.228.514	14.924.513	13.539.989	101.525.326
4011992000	Oth new pneumatic tyre, of rubber, used on earth moving mach.	85.824	1.028.735	462.686	6.066.573
4011993000	Oth new pneumatic tyre, of rubber, used for oth, width<450mm	0	49.978	0	375.928
4011999000	Oth new pneumatic tyre, of rubber, used for oth, width>450mm	371.636	4.606.062	2.239.791	29.538.056
4012110000	Retreaded tyres, used on motor cars	165	2.500	473	11.476
4012129000	Retreaded tyres, used on buses/lorries, width>=450mm	5.856	15.145	3.721	20.520
4012130000	Retreaded tyres, used on aircraft	447	52.501	3.228	284.858
4012191000	Retreaded tyres, used on motorcycles	1.190	1.214	4.373	4.411
4012192000	Retreaded tyres, used on bicycles	3.285	11.011	3.842	11.553
4012193000	Retreaded tyres, used on earth movingmachinery	0	54	0	298
4012194000	Retreaded tyres, used on oth vehiclesof chapter 87	0	917	0	6.336
4012199000	Retreaded tyres, used for oth purpossed	12.979	28.623	25.062	110.728
4012202100	Used pneumatic tyres, used on buses/lorries, width<450mm	15.552	58.777	17.388	92.200
4012202900	Used pneumatic tyres, used on buses/lorries, width>=450mm	122	122	50	50
4012203000	Used pneumatic tyres, used on aircraft,	0	14.302	0	410.700
4012209900	Used pneumatic tyres, used on othpurposes, oth than of furskin	67	217	115	1.058
4012901100	Solid tyres, of ext dia < 100 mmfor vehicles of chapter 87	1.208	12.664	9.319	86.246
4012901200	Solid tyres, 100 mm< ext dia < 100 mmfor vehicles of chapter 87	23	1.984	177	17.322
4012901300	Solid tyres, external diameter >250 mm, width<450mm, used of chap.87.09	0	480	0	8.310
4012901400	Oth solid tyres, external diameter > 250width<450mm, used of chap.87.	3.938	9.776	8.892	39.130
4012901500	Oth solid tyres, external diameter >250, width>450mm, used of chap.87.09.	0	442	0	1.614
4012901600	Oth solid tyres, external diameter>250mm, of a width > 450 mm	25.160	28.480	102.240	120.933
4012901900	Other solid tyres	4.432	63.798	31.495	282.895
4012902100	Solid tyres, enternal diameter <100 mm,	0	14	0	1.315
4012902200	Solid tyres, external diameter >100mmand >250mm	0	3	0	458
4012902900	Oth cushion tyres	20	2.940	140	13.037
4012907000	Replaceable tyre treads, width<450mm	0	24.434	0	29.669
4012908000	Tyre flaps	6.758	33.654	35.791	129.488
4012909000	Oth retreaded/used pneumatic, solid/cushion tyres, of rubber	53.838	402.212	119.824	1.495.890
4013101100	Inner tubes, of rubber, used on motor carwidth tyres<450mm	34.508	737.945	25.763	1.292.327
4013101900	Inner tubes, of rubber, used on motor carwidth tyres>450mm	0	139.030	0	160.882
4013102100	Inner tubes, of rubber, used on bus/lorriwidth tyres<450mm	10.044	171.051	37.879	331.024
4013102900	Inner tubes, of rubber, used on bus/lorriwidth tyres>450mm	22.656	381.120	71.256	773.709
4013200000	Inner tubes, of rubber, used on bicycles	49.549	508.695	53.895	592.988
4013901100	Inner tube, of rubber, use on earth movingwidth tyres<450mm	2.910	20.171	16.371	122.782
4013901900	Inner tube, of rubber, use on earth movingwidth tyres>450mm	4.288	90.266	17.475	79.230
4013902000	Inner tube, of rubber, used on motorcycleor motor scooters	264.779	3.758.937	237.785	3.051.099
4013903100	Inner tube, of rubber, used on oth vehicleof chap.87, width tyres<450mm	3	1.351	15	6.248
4013903900	Inner tube, of rubber, used on oth vehicleof chap.87, width tyres>450mm	0	80.446	0	62.942
4013904000	Inner tube, of rubber, used on aircraft	0	370	0	16.579
4013909100	Oth inner tube, of rubber, suitable forfitting to tyres of width<450mm	14.196	107.282	19.233	307.131

**I.3. IMPOR MENURUT KOMODITI / IMPORT BY HS COMMODITY**  
**\*\*\*NOVEMBER / NOVEMBER 2009 \*\*\***

H S	Uraian Komoditi Commodity Description	Berat Bersih / Net Weight (Kg)		Nilai / Value C.I.F (US\$)	
		Bulan ini Current Month	Kumulatif Cum.Jan. to date	Bulan ini Current Month	Kumulatif Cum.Jan. to date
4013909900	Oth inner tube,of rubber,suitable forfitting to tyres of width>450mm	107.397	763.242	189.676	999.498
4014100000	Sheath contraceptives	24.257	446.123	402.355	4.950.136
4014901000	Teats for feeding bottles & similar kind	19.152	119.823	126.371	1.142.613
4014904000	Stoppers for pharmaceutical use	35.759	228.282	684.857	4.443.625
4014909000	Oth hygienic/pharmaceutical articles,ofvulcanised rubber	13.785	167.682	119.355	1.498.785
4015110000	Gloves, mittens & mitts, surgical	72.686	967.601	470.348	5.237.959
4015190000	Gloves, mittens & mitts, for otherpurposed	55.484	689.413	345.577	3.583.383
4015900000	Oth article of apparel, clothing accessfor all purposed	15.721	212.992	109.897	1.414.962
4016100000	Oth articles of vulcanised rubber otherof cellular rubber	32.286	254.038	147.633	1.384.695
4016911000	Mats	56.698	480.786	165.213	1.241.673
4016919000	Floor coverings	36.141	371.451	143.901	923.097
4016921000	Eraser tips	33.683	415.302	198.053	1.976.647
4016929000	Other erasers	23.010	397.590	135.799	1.541.153
4016931000	Gaskets, coverings & oth, packing forelectrolytic capacitor	43.162	269.505	435.410	3.630.082
4016939000	Oth gaskets, washers & oth seals	516.802	5.708.539	6.305.101	60.708.612
4016940000	Boat/dock fenders,whether/not inflatable	16.520	770.169	88.684	2.706.065
4016950000	Oth articles of vulcanised rubber,	27.621	200.196	69.565	1.112.962
4016991100	Oth article of vulcanised rubber,for vhc of heading 87.02-87.05&87.11	185.840	2.295.600	2.528.583	26.600.538
4016991200	Oth article of vulcanised rubber,forvehicles 87.09,87.13,87.15&87.16	3.096	81.341	49.443	617.268
4016991700	Oth article of vulcanised rubber,forfor bicycles of heading 87.12	731	25.537	316	66.746
4016991900	Oth parts & access for vehicles ofrubber	14.245	217.356	146.446	1.510.372
4016992000	Parts & access of rotochutes ofheading 88.04	11.899	30.698	219.683	467.532
4016993000	Rubber bands	10.349	382.863	160.915	2.404.870
4016995100	Rubber rollers	145.362	1.350.862	645.294	4.525.663
4016995900	Oth article of a kind used in machinery/mechanical/electrical appliances, & oth	37.905	496.299	866.082	7.533.299
4016996000	Rail pad, of rubber	5.658	8.219	6.340	146.913
4016997000	Structural bearings including bridgebridge bearings, oth than rail pad	208	62.309	4.667	486.975
4016998000	Rubber grommets & rubber cover forautomotive wiring harness	32.027	492.607	622.639	6.940.981
4016999000	Oth articles of vulcanised rubber foroth purposed	586.691	2.902.774	3.713.864	17.625.528
4017000000	Hard rubber in all form,include waste & scrap, articles of hard rubber	63.360	554.745	216.699	2.180.118
4101200000	Whole hide & skin,weight/skin<8kg(simplydried), 10kg(dry-salt), 16kg(fresh)	660.957	4.310.904	275.559	1.931.519
4101500000	Whole hide & skin,of a weight >16 kg	20.377	1.352.932	13.388	770.977
4101900000	Oth raw hides & skin of bovine/equineanimals	74.800	3.172.157	29.272	1.137.102
4102100000	Raw skins of sheep/lambs with wool on	7.315	381.333	119.785	541.329
4102210000	Raw skins of sheep/lambs without wool on, pickled	19.440	519.853	13.500	1.567.283
4102290000	Oth raw skins of sheep/lambs withoutwool on, not pickled	459.935	2.047.849	154.901	1.073.823
4103200000	Raw hide & skin of reptiles	135	816	4.218	23.917
4103900000	Raw hide & skin of oth animal	100.469	2.586.373	38.259	1.469.490
4104110010	Bovine leather,vegetable pre-tannedfull grains, wet state	186.758	1.377.170	417.413	5.270.488
4104110090	Oth tanned/crust hide & skin of bovine,wet state, full grains	889.660	7.634.705	1.247.500	10.461.155
4104190000	Oth tanned/crust hide & skin of bovine,wet state, not full grains	70.055	2.677.324	323.146	5.986.548
4104410000	Crust vegetable (semi-tanned) hide & skins, full grains	106.159	2.189.198	1.212.235	31.620.414
4104490000	Oth crust vegetable (semi-tanned) hide& skin, full grains	288.090	2.188.150	2.162.589	19.997.291
4105100000	Tanned/crust skins of sheep/lamb,without wool on, in the wet state	106.242	736.960	790.188	5.527.712
4105300000	Tanned/crust skins of sheep/lamb,without wool on, in dry state	4.161	29.364	297.185	1.832.986
4106210000	Tanned/crust hide & skin of goat/kid,in the wet state	0	792	0	7.613
4106220000	Tanned/crust hide & skin of goat/kid,in the dry state	2.351	2.833	86.199	95.396
4106310000	Tanned/crust hide & skin of swinein the wet state	0	10	0	145
4106320000	Tanned/crust hide & skin of swinein the dry state	535	9.551	15.192	219.237
4106401000	Tanned/crust hide & skin of reptiles,	0	1	0	4
4106920000	Oth tanned/crust hide & skin of oth,animals in the dry state	340	42.522	31.984	3.413.405
4107110000	Whole hides&skins,full grains,unsplitsof bovine/egune animals	71.012	572.744	1.078.772	9.505.754
4107120000	Whole hides & skins,grains splits,ofbovine/egune animals	132.930	652.560	2.092.800	10.557.175
4107190000	Oth whole hides & skins,of bovine/egune animals, in oth form	163.336	1.674.328	2.769.005	30.222.617
4107910000	Oth whole hide & skin,including side,ofbovine/egune animals, full grains	18.266	233.766	340.499	4.224.998
4107920000	Oth whole hide & skin,including side,ofbovine/egune animals, grain splits	2.462	397.274	50.908	6.603.838
4107990000	Oth whole hide & skin,including side,ofbovine/egune animals, in oth forms	134.495	1.347.659	1.409.847	13.379.455
4112000000	Leather further prepared after tanning,oth than leather of heading 41.14	25.374	264.235	441.534	5.644.333
4113100000	Leather further prepared after tanning,of goats or kids	13.505	147.290	517.015	5.475.035
4113200000	Leather further prepared after tanning,of swine	32.621	296.528	365.633	3.712.224
4113300000	Leather further prepared after tanning,of reptiles	0	780	0	97.574
4113900000	Leather further prepared after tanning,of oth animals	3.663	49.360	122.554	1.165.779
4114100000	Chamois (including combinationchamoss leather	59.383	395.149	194.005	2.544.669
4114200000	Patent leather & patent laminatedleather, metalised leather	79.747	934.632	789.929	12.282.209
4115100000	Composition leather with basis ofleather in slabs, sheets/strip	9.248	131.491	342.195	2.480.692
4115200000	Paring&oth waste/of composition leather,not suitable for manuf. of leather artic	25.487	69.622	34.693	114.035
4201000000	Saddlery & harness for any animalof any materials	4.260	74.476	30.961	384.962
4202111000	School satchel,with outer surface ofleather, compositions/patent leather	39.028	252.358	157.140	769.684
4202191000	Trunk,suit, vanity, executive,brief-caseswith outer surface of leather	4.236	395.420	66.511	2.720.592
4202121000	School satchel,with outer surface ofplastics/textile materials	2.681	255.788	10.561	434.342
4202129000	Trunk,suit, vanity, executive,brief-casesw out surface of plastics/textile mat.	557.401	4.710.923	1.625.434	12.884.880
4202191000	School satchel,trunk,suit, vanity,brief,of wood, iron, steel or zinc	0	47.376	0	37.766

**I.3. IMPOR MENURUT KOMODITI / IMPORT BY HS COMMODITY**  
**\*\*\*NOVEMBER / NOVEMBER 2009 \*\*\***

H S	Uraian Komoditi Commodity Description	Berat Bersih / Net Weight (Kg)		Nilai / Value C.I.F (US\$)	
		Bulan ini Current Month	Kumulatif Cum.Jan. to date	Bulan ini Current Month	Kumulatif Cum.Jan. to date
4202199000	School satchel,trunk,suit,vanity,brief,ot oth materials	137.892	1.249.054	934.235	5.164.945
4202210000	Hand bag with outer surface of leatheror of patent leather	68.966	2.571.501	429.616	6.301.298
4202220000	Hand bag with outer surface of plasticsheeting or of textile materials	174.833	4.379.223	1.741.966	14.807.810
4202290000	Hand bag with other outer surface	327.231	2.552.163	1.140.613	9.327.410
4202310000	Artcl in pocket/hand bag with outersurface of leather or of patent leather	24.851	245.375	212.618	1.947.492
4202320000	Artcl in pocket/hand bag with outersurface of plastics or of textile	43.858	394.729	330.966	2.791.003
4202390000	Article of kind normally carried pocketor in handbag with outer srfc of other	24.952	319.771	63.321	1.037.470
4202911000	Sport bags,with outer surface of leathercomposition leather/of patent leather	1.020	17.961	3.596	100.691
4202919000	Oth artcls with outer surface of leatheror of patent leather	2.967	95.977	25.992	955.545
4202921000	Bowling bags with outer surface ofplastic or of textile materials	7.311	19.475	19.481	115.858
4202929000	Other articles with outer surface ofplastic or of textile materials	43.499	393.924	394.966	2.951.959
4202991000	Bags, with outer surface of copper	315	1.423	2.715	11.157
4202999000	Oth than trunk, suit-cases,handbags,& similar containers	52.268	645.395	230.556	2.245.477
4203100000	Articles of apparelof leather or of composition leather.	4.819	37.153	65.173	788.528
4203210000	Gloves,mittens & mitts speciallydesigned for use in sports of leather	832	21.268	20.956	201.354
4203291000	Protective work gloves of leather orof composition leather	33.898	318.673	95.900	1.003.169
4203299000	Oth gloves, mittens & mitts of leatheror of composition leather	3.741	58.279	20.633	253.968
4203300000	Belts & bandoliers of leatheror of composition leather	42.529	708.863	149.498	2.746.481
4203400000	Oth clothing access of leatheror of composition leather	8.382	44.420	88.408	652.380
4205001000	Oth articles of leather or ofcomposition leather, boot laces ; mats	3.123	50.679	68.178	691.915
4205002000	Oth articles of leather,industrial safety belt & harnesses	12.387	96.481	43.289	457.538
4205003000	Leather strings or cords for jewelry orfor personal adornment	239	20.381	2.213	67.718
4205004000	Oth articles of leather/of compositionleather of a kind used in machinery	40.084	94.094	9.928	789.271
4205009000	Oth articles of leather oth thanboot laces,safety belt & leather string	5.179	117.370	18.086	697.224
4206000000	Articles of gut of goldbeaters skinof bladders or of tendons	0	232	0	2.247
4301100000	Raw furkins of mink, whole, with orwithout head, tail or paws	11.911	40.314	100.327	148.728
4301300000	Raw furkins of lamb, the followingastrakhan,broadtail, caracul, persian	2	76	568	1.614
4301800000	Oth furskins, whole, with orwithout head, tail or paws	0	750	0	99.223
4301900000	Raw furkins, head, tails, paws & othpieces/cuttings,suitable for furriersus	56	56	227	227
4302190000	Tanned or dressed furskins, oth thanof mink & of lamb	0	4.552	0	65.491
4302300000	Tanned or dressed furskins, whole skins& pieces or cuttings thereof assembled	0	1	0	15
4303100000	Articles of apparel, clothing accessof furskin	221	13.874	2.401	249.391
4303902000	Article for industrial purposes,oth than of furskin	31	402	3.008	4.338
4303909000	Oth than sport bag & article for industpurposes, oth than of furskin	0	448	0	4.840
4304001000	Artificial fur	0	480	0	4.494
4304002000	Article for indust purposesof artificioal fur	1.537	3.683	5.714	54.346
4304009100	Sport bags of artificial fur	0	6.896	0	20.107
4304009900	Artificial fur&articles thereof otharticle find purposes&sport bags	0	10.254	0	68.213
4401100000	Fuel wood,in logs,in billets,in twigsfaggots or in similar forms	1.855.209	5.527.408	441.395	1.567.754
4401210000	Coniferous, wood in chips or particles	0	5.009.131	0	442.449
4401220000	Non-coniferous	318.930	381.404	69.142	92.083
4401300000	Sawdust & wood waste & scrap,whetheror not agglomerat in logs,briquet,pellet	49.500	1.348.613	18.810	523.438
4402900000	Wood charcoal(including shell or nutcharcoal), of oth than bamboo	0	99.778	0	129.875
4403101000	Baulks, wood in the rough,treated withpaint,stains,creosote/oth preservatives	101	201.209	2.413	228.328
4403109000	Oth baulk,sawlog,pit-props,poles,pilestreated with paint	119.112	6.229.974	53.711	2.683.910
4403209010	Coniferous,oil damar, pulpwood	0	1.505	0	10.110
4403209090	Oth wood in the rough	96.841	1.031.520	71.193	345.129
4403411000	Baulks of dark red meranti, lightred meranti & meranti bakau	0	102.049	0	56.654
4403419090	Oth pulp,baulk,of dark red merantilight red meranti & meranti bakau	175.502	1.659.801	7.675	73.926
4403491000	Oth baulks of dark red meranti lightred meranti & meranti bakau	0	6.665	0	9.863
4403499010	Pulpwood of oth tropical wood	10.812	64.362	30.511	237.435
4403499090	Oth pulp,baulk,sawlog,pit props,poles of tropical wood	0	95.021	0	147.293
4403911000	Baulks, sawlogs and veneer logs of oak	0	3.020.846	0	1.012.254
4403919010	Pulpwood of oak	0	98.430	0	31.438
4403919090	Oth pulp,baulk,sawlog,pit props,polesof oak	450.480	12.210.981	164.691	4.400.423
4403921000	Baulks, sawlogs and veneer logs of beech	22.260	199.469	21.093	71.204
4403929090	Oth pulp,baulk,sawlog,pit props,pole ofbeech,oth thn pulpwood	0	280.572	0	137.734
4403991000	Baulks, oth meranti,beech,oak,tropical wood,ramin,keruing,kapur	25.339	138.817	75.049	385.013
4403999090	Oth pulp,baulk,sawlog,pit props,poles ofmeranti,tropic wood,ramin,keruing,kapur	482.684	3.166.542	58.671	447.639
4404200000	Hoopwood, split poles;piles, picket& the like of non coniferous	12.384	202.829	3.787	41.207
4405000000	Wood wool, wood flour.	204.700	1.131.884	135.374	755.093
4406100000	Railway or tramway sleepers(cross-ties)of wood not impregnated	0	12	0	655
4406900000	Railway or tramway sleepers(cross-ties)of wood impregnated	11.654	70.938	17.710	109.912
4407100010	Coniferous,planed of a thickness > 6mm	550.727	8.151.027	251.678	4.605.883
4407100020	Coniferous,sanded or end jointedthickness>6mm	63.123	372.048	54.806	323.488
4407100090	Coniferous,oth sanded or end jointed& planed, thickness>6mm	3.071.594	49.948.183	1.191.894	25.239.709
4407210010	Mahogany, planed, thickness>6mm	0	4.333	0	13.500
4407210020	Mahogany,sanded or end jointedthickness>6mm	0	22.640	0	34.633
4407210090	Mahogany,oth planed, sandedend jointed,thickness>6mm	0	174.629	0	127.278
4407220090	Virola,imbuia&balsa,oth planed, sandedor end jointed,thickness>6mm	0	472	0	607
4407251010	Dark meranti/light red meranti,planedthickness>6mm	0	920.432	0	959.161
4407251020	Dark meranti/light red meranti,sandedor end jointed,thickness>6mm	0	213	0	487

**I.3. IMPOR MENURUT KOMODITI / IMPORT BY HS COMMODITY**  
**\*\*\*NOVEMBER / NOVEMBER 2009 \*\*\***

H S	Uraian Komoditi Commodity Description	Berat Bersih / Net Weight (Kg)		Nilai / Value C.I.F (US\$)	
		Bulan ini Current Month	Kumulatif Cum.Jan. to date	Bulan ini Current Month	Kumulatif Cum.Jan. to date
4407251090	Dark meranti/light red meranti, othplaned,sanded thickness>6mm	235.286	10.319.921	130.485	5.378.924
4407252090	Meranti bakau oth sanded endjointed&planed, thickness>6mm	0	5.906	0	10.363
4407260090	White lauan,meranti,seraya,yellowmeranti,alan,oth planed&sanded,thick>6mm	0	14.777	0	10.656
4407270090	Sapelli other planed, sanded orend jointed,thickness>6mm	0	1.495	0	3.705
4407280090	Iroko other planed, sanded orend jointed,thickness>6mm	20.000	277.039	44.994	312.978
4407291110	Wood, planed of jelutongthickness>6mm	0	22.178	0	16.473
4407293110	Kempas wood,planedthickness>6mm	0	1.971	0	4.746
4407293900	Kempas oth planed&sanded orend jointed, thickness>6mm	23.053	297.218	22.872	309.994
4407295900	Ramin wood, oth planed&sanded orend jointed,thickness>6mm	0	1	0	3.864
4407296120	Teak wood sanded or end-jointed,thickness>6mm	0	164.849	0	59.308
4407296900	Teak wood,oth planed&sanded orend jointed, thickness>6mm	11.820	1.091.326	17.700	1.424.264
4407297010	Balau wood, planedthickness>6mm	0	302	0	562
4407297090	Balau wood,oth planed&sanded orend jointed, thickness>6mm	0	149.903	0	305.282
4407298090	Mengkulang wood,oth planed&sandedor end jointed, thickness>6mm	0	5.858	0	4.556
4407299900	Oth tropical wood, oth sanded or endjointed&planed,thickness>6mm	120.380	2.878.967	83.220	2.430.026
4407910010	Oth of oak wood, planedthickness>6mm	0	291.904	0	193.247
4407910020	Oth of oak wood, sanded or endjointed, thickness>6mm	0	98.004	0	140.579
4407910090	Oth of oak wood,oth planed&sandedor end jointed, thickness>6mm	1.315.187	13.461.107	794.352	9.270.394
4407920010	Oth of beech wood,planedthickness>6mm	23.800	55.594	9.659	44.888
4407920020	Oth of beech wood, sanded or endjointed, thickness>6mm	0	103.035	0	108.380
4407920090	Oth of beech wood,oth planed&sandedor end jointed, thickness>6mm	43.980	1.876.669	31.939	1.097.641
4407930010	Oth of maple wood,planedthickness>6mm	0	178.751	0	397.404
4407930020	Oth of maple wood, sanded or endjointed, thickness>6mm	0	795.146	0	617.274
4407930090	Oth of maple wood,oth planed&sandedor end jointed, thickness>6mm	95.637	3.589.903	58.287	2.127.227
4407940090	Oth of cherry wood,oth planed&sandedor end jointed, thickness>6mm	0	868.453	0	436.989
4407950010	Oth of ash wood,planedthickness>6mm	23.763	25.909	18.882	32.463
4407950020	Oth of ash wood, sanded or endjointed, thickness>6mm	0	8.285	0	12.767
4407950090	Oth of ash wood,oth planed&sandedor end jointed, thickness>6mm	90.500	848.665	94.230	1.342.079
4407990010	Oth wood sawn or chipped lengthwise,sliced or peeled, planed thikness>6mm	110.211	3.972.004	119.593	1.778.179
4407990020	Oth wood sawn or chipped lengthwise,sanded or end jointed thikness>6mm	0	355.830	0	314.375
4407990090	Oth wood sawn or chipped lengthwise,planed or sanded thikness>6mm	1.532.393	18.354.749	1.392.571	13.512.734
4408101000	Cedar wood slats prepared for pencilmanufact;radiata pinewood for blockboard	23.532	547.417	16.036	776.762
4408103000	Face veneer sheets, coniferous	265.664	2.122.900	230.945	1.695.214
4408109000	Coniferous,oth cedar wood slats,faceveneer sheets	587.317	2.630.634	330.287	2.380.768
4408310000	Dark red meranti, light red meranti andmeranti bakau of the tropical wood	94.237	861.512	58.947	536.145
4408391000	Jelutong wood slats prepared forpencil manufact	0	138	0	3.559
4408399000	Oth jelutong wood and oth woodprepared for pencil manufact	199.800	2.247.200	294.128	3.626.651
4408900000	Oth sheets for veneering and of thertropical wood of thickness < 6 mm	418.087	5.377.946	824.890	9.034.652
4409100000	Coniferous wood cotin shaped	0	241.928	0	266.639
4409210000	Non coniferous wood cotin shapedof bambo	25.124	132.472	19.359	111.036
4409290000	Oth non coniferous oth teak stripsfriezes for parquet flooring	39.566	674.948	41.984	784.911
4410110000	Particle board & similar board of wood	14.442.801	150.397.289	3.258.118	33.483.350
4410120000	Oriented strand & waferboard of wood	187	253.867	2.559	116.327
4410190000	Oth particle board,oriented strand board(osb) of wood	528.998	7.564.728	154.624	3.019.012
4410900000	Particle board & similar board ofother ligneous materias	63.891	1.863.984	35.215	756.034
4411120000	Medium density fibreboard (mdf)of a thickness < 5mm	3.373.608	24.761.644	1.125.192	9.331.600
4411130000	Medium density fibreboard (mdf)of a thickness > 5mm and < 9 mm	714.853	4.755.489	390.968	2.301.360
4411140000	Medium density fibreboard (mdf)of a thickness > 9 mm	3.489.475	34.617.175	1.250.377	13.205.534
4411920000	Oth fibreboard of a density >0.8g/cm3	448.115	5.307.431	250.094	3.018.005
4411930000	Oth fibreboard of 0,5g/cm<density<0,8g/cm3	2.366.829	13.347.160	848.251	4.769.027
4411940000	Oth fibreboard of a density <0.5g/cm3	460.193	2.635.792	164.815	946.662
4412100000	Plywood,veneered panel&similar laminated of bamboo	0	321.939	0	564.905
4412310000	Oth plywood,each thick.<6mm with atleast one outer ply of tropical wood	113.920	2.242.152	103.901	1.522.511
4412320000	Oth plywood,each thick.<6mm with atleast one outer ply of non coniferous	0	17.292	0	134.229
4412390000	Oth plywood consisting solely of sheetsof wood of each thick < 6 mm	2.070.225	16.477.356	1.291.982	9.064.593
4412940000	Oth plywood of blockboard,laminboardand battenboard	3.505	297.489	8.631	304.220
4412990000	Veneered panels&similar w/at least oneother wood	1.840.703	12.546.711	949.227	7.179.370
4413000000	Densified wood, in blocks,plates,strips of profile shapes.	45.808	337.202	129.347	1.155.447
4414000000	Wooden frames for paintings, photo-graphs mirrors or similar objects.	38.599	258.345	31.535	428.453
4415100000	Cases, boxes, crates, drums & similarpackings; cable-drums	9.024	1.370.460	11.068	988.178
4415200000	Pallets,box pallets& other load boards;pallet collars	204.001	1.122.028	835.688	3.329.817
4416009000	Casks,barrels,vats,tubs&other coopersproducts & parts thereof, of wood	2	5.427	48	19.224
4417000000	Tools,tool bodies,tool handles,broom orbrush bodies & handles, of wood	125.199	1.137.424	299.428	2.886.606
4418100000	Windows.french-windows&their framesof wood	0	3.432	0	7.587
4418200000	Doors & their frames & thresholdsof wood	1.635	190.900	1.214	429.947
4418400000	Shuttering for concrete construal workof wood	4.003	4.390	55.875	56.739
4418500000	Shingles & shakes of wood	0	119.131	0	265.489
4418600000	Posts and beams of wood	0	23.654	0	28.340
4418710000	Assembled flooring panels for mosaicfloors of wood	0	104	0	687
4418720000	Assembled flooring panel for multilayerof wood	0	86.517	0	158.726
4418790000	Oth assembled flooring panels of wood	22.536	807.894	6.930	708.434
4418901000	Cellular wood panelscellular wood panels	0	8	0	1.828



**I.3. IMPOR MENURUT KOMODITI / IMPORT BY HS COMMODITY**  
**\*\*\*NOVEMBER / NOVEMBER 2009 \*\*\***

H S	Uraian Komoditi Commodity Description	Berat Bersih / Net Weight (Kg)		Nilai / Value C.I.F (US\$)	
		Bulan ini Current Month	Kumulatif Cum.Jan. to date	Bulan ini Current Month	Kumulatif Cum.Jan. to date
4418909000	Other builders joinery & carpentry of wood	109.686	2.792.698	93.740	2.535.581
4419000000	Tableware and kitchenware, of wood.	971	130.476	2.056	178.745
4420100000	Statuettes & oth ornaments, of wood	7.495	41.503	18.629	171.498
4420901000	Wooden articles of furniture not falling in chapter 94	10.843	75.102	44.878	200.078
4420909000	Oth wood marquetry and inlaid, casket and similar articles of wood	30.895	273.175	113.632	1.729.097
4421100000	Clothes hangers of wood	24.460	428.870	83.682	1.812.743
4421901000	Spools, cops & bobbins, sewing thread reels and the like of wood	1.998	11.532	15.516	79.941
4421902000	Match splints	0	2.111	0	18.433
4421903000	Wooden pegs or pins for footwear	0	25.221	0	32.582
4421904000	Candy-sticks, ice-cream sticks & ice cream spoons	27.000	535.190	19.170	368.041
4421907000	Fans & hand screens, frames & handles of wood	193	63.024	231	56.875
4421908000	Toothpicks of wood	41.290	425.663	24.737	264.012
4421909100	Horse and bullock gear of wood	240	1.470	3.929	11.835
4421909200	Prayer beads of wood	628	20.169	10.890	50.922
4421909900	Other wooden articles	64.986	527.362	220.003	1.746.635
4501100000	Natural cork, raw or simply prepared	299	8.078	4.364	60.989
4501900000	Waste cork; crushed, granulated or ground cork.	1	7.598	1	39.829
4502000000	Natural cork, debarked or roughly squared or in rectangular (incl. square) blocks	2.814	22.606	7.242	77.318
4503100000	Corks and stoppers	1.244	18.914	15.245	75.469
4503900000	Other articles of natural cork.	9.484	112.850	11.528	161.210
4504100000	Blocks, plates, sheets & strip; tiles of any shape; of agglomerated cork	5.614	43.034	20.983	290.152
4504900000	Other articles of agglomerated cork	30.117	294.023	131.241	881.174
4601210000	Mats, matting and screens of vegetable materials of bamboo	28.752	282.680	4.315	257.562
4601220000	Mats, matting and screens of vegetable materials of rattan	466	817	11.319	22.786
4601290000	Oth mats, matting & screens of vegetable material	0	27.816	0	72.503
4601921000	Plaits and similar products of plaiting material of bamboo	0	16.809	0	29.838
4601929000	Other products of bamboo	26.000	55.352	9.668	84.755
4601939000	Other products of rattan	96	198	84	168
4601941000	Plaits and similar products of plaiting material of vegetable materials	0	125	0	2.010
4601949000	Other products of vegetable material	0	258	0	16.193
4601991000	Mats and matting of other material	14.867	22.455	24.642	64.721
4601992000	Plaits & similar products of plaiting of other material	10	24.765	214	86.176
4601999000	Screens of other material	5.432	50.798	17.136	110.520
4602110000	Basketwork, wickerwork & other articles of vegetable material of bamboo	863	104.863	2.351	331.815
4602120000	Basketwork, wickerwork & other articles of vegetable material of rattan	0	1.568	0	5.583
4602190000	Basketwork, wickerwork & other articles, other vegetable material	0	19.228	0	66.557
4602900000	Basketwork, wickerwork & other articles, of other materials	282	22.196	2.656	99.939
4701000000	Mechanical wood pulp.	15.650.733	132.884.199	8.195.614	60.406.683
4702000000	Chemical wood pulp, dissolving grades.	15.568.223	190.623.598	13.802.469	148.059.402
4703110000	Chemical wood pulp, soda, oth than dissolving grades, unbleached, coniferous	2.640.405	24.270.927	1.485.314	12.881.552
4703210000	Chemical wood pulp, soda, oth than dissolving grades, bleached, coniferous	48.560.379	425.428.227	29.457.704	229.808.451
4703290000	Chemical wood pulp, soda, oth than dissolving grades, bleached, non coniferous	12.028.330	135.744.871	6.600.716	63.955.854
4704110000	Chemical wood pulp, sulphite, oth than dissolving grades, unbleached, coniferous	1.061.723	13.443.032	555.788	5.658.541
4704210000	Chemical wood pulp, sulphite, oth than dissolving grades, bleached, coniferous	1.931.488	16.206.849	1.163.704	10.267.275
4704290000	Chemical wood pulp, sulphite, oth than dissolving grades, bleached, non coniferous	3.878	105.803	7.875	190.626
4705000000	Wood pulp obtained by a combination of mechanical & chemical pulping processes	4.492.666	49.603.501	2.470.825	22.245.114
4706100000	Cotton linters pulp	357.010	4.777.769	998.241	11.246.558
4706200000	Pulps of fibres derived from recovered (waste & scrap) paper or paperboard	235	374	1.491	4.376
4706300000	Pulps of fibres derived from recovered of oth than bamboo	0	5.499	0	83.968
4706910000	Mechanical pulps of fibres derived from recovered paper or paperboard	392.817	2.613.357	243.583	1.543.424
4706920000	Chemical pulps of fibres derived from recovered paper or paperboard	541.323	3.063.213	329.785	4.956.166
4707100010	Unbleached kraft paper or paperboard for paper making purposes	120.684.045	1.187.175.059	19.550.370	155.919.381
4707100090	Unbleached kraft paper or paperboard for oth purposes	4.669	10.644	8.811	29.808
4707200010	Oth paper, bleached chemical pulp, not colored, for paper making purposes	2.187.243	15.981.116	693.135	4.294.851
4707200090	Oth paper, bleached chemical pulp, not colored, for oth purposes	4.393	11.203	15.813	37.461
4707300010	Paper made mainly of mechanical pulp for paper making purposes	69.233.353	672.701.146	12.789.639	102.531.537
4707300090	Paper made mainly of mechanical pulp for oth purposes	1.690	14.369	2.861	21.877
4707900010	Other paper, unsorted waste & scrap, for paper making purposes	12.032.345	163.847.270	1.827.377	16.620.464
4707900090	Other paper, unsorted waste & scrap, for oth purposes	29	18.538	648	46.571
4801001000	Newsprint, in rolls or sheets, weighing not more than 55 g/m <sup>2</sup>	11.716	1.590.262	13.020	834.910
4801009000	Newsprint, in rolls or sheets, weighing more than 55 g/m <sup>2</sup>	758.811	2.097.804	448.370	1.250.770
4802100000	Hand-made paper and paperboard	3.600	39.583	29.515	250.294
4802200000	Paper and paperboard of a kind used as for photo sensitive, heat-sensitive	33.329	641.763	124.190	1.195.093
4802400000	Wallpaper base	38.202	227.255	72.449	640.112
4802541000	Paper, no fibres used in manufac gyps board computer cards, weight <40g/m <sup>2</sup>	2.975	211.238	8.161	330.785
4802549010	Aluminium base paper weighing <20g/m <sup>2</sup> in rolls >15cm	17.234	453.970	72.654	509.391
4802549090	Oth carbonising base paper weighing <20g/m <sup>2</sup> in rolls >15cm	1.313.144	5.164.020	551.842	2.667.386
4802552100	Fancy paper and paperboard, in rolls of width of ≤ 15 cm	1.569	2.777	8.345	43.346
4802552900	Fancy paper and paperboard, other than in roll of width of >15cm	100	4.811	13.493	40.238
4802559000	Paper, no fibres, for other purpose <40 weight <150 g/m, roll	1.785.744	12.143.486	1.813.453	11.820.255
4802562100	Fancy paper and paperboard, in rectangular = <36cm oth side = 15cm	0	411	0	5.056
4802562900	Oth fancy paper & paperboard	1.331	4.603	15.003	32.934

**I.3. IMPOR MENURUT KOMODITI / IMPORT BY HS COMMODITY**  
**\*\*\*NOVEMBER / NOVEMBER 2009 \*\*\***

H S	Uraian Komoditi Commodity Description	Berat Bersih / Net Weight (Kg)		Nilai / Value C.I.F (US\$)	
		Bulan ini Current Month	Kumulatif Cum.Jan. to date	Bulan ini Current Month	Kumulatif Cum.Jan. to date
4802569000	Paper,no fibres, for other purpose<40< weight <150 g/m, sheet	194.077	1.613.231	145.640	1.293.279
4802570000	Other paper & paperboard, weight>40g/m2 and =< 150g/m2	296.196	2.979.241	263.329	2.537.208
4802582100	Fancy paper and paperboard, in roll width<=15cm/in rectang sheet<36cm&othside	0	4.032	0	15.397
4802582900	Fancy paper and paperboard, oth in rollwidth<=15cm/in rectang sheet<36cm	39.810	161.641	28.367	192.765
4802589000	Oth paper, no fibres, for other purpose weight >150 g/m	893.982	8.618.576	511.493	5.246.212
4802611000	Paper, fibres>10%, aluminium paper paper, in rolls	0	7.086	0	5.092
4802612000	Paper, fibres>10%, for banknotes, manufAC of gypsum board, in rolls	0	1.415	0	9.255
4802619000	Paper, fibres>10%, oth aluminium paper, banknotes, printing, writing, in rolls	207.052	4.338.883	176.242	3.773.390
4802621000	Paper, fibres, aluminium paper base in sheets with 435< one side <297mm	17	2.102	14	5.607
4802629000	Oth paper, fibres, for other purpose, in sheets with 435< one side <297mm	9.217	93.515	20.275	195.746
4802690000	Oth paper, fibres, for other not purpose, of fibres>10%, paper in roll	179.936	6.966.194	222.541	6.871.202
4803003000	Cellulose wadding not further worked than being color, marble throughout the mass	14.586	49.559	41.687	187.622
4803009000	Oth cellulosa wading & tissue paper for toilet/facial tissue stock&similar paper	79.488	1.832.520	207.872	3.998.297
4804111000	Kraftliner paper&paperboard, in rolls or sheets, unbleached	79	288.016	1.011	482.106
4804119000	Kraftliner paper&paperboard, in rolls or sheets, bleached	3.022.684	31.048.635	1.270.641	13.869.338
4804191000	Kraftliner paper&paperboard, oth than of kind used in mnfr of gypsum boards	11	24.310	619	53.556
4804199000	Oth kraftliner paper&paperboard	1.377.588	12.244.807	829.717	6.549.553
4804211000	Sack kraft paper for making cement bag in rolls or sheets, unbleached	9.760.319	62.317.354	8.875.026	56.904.279
4804219100	Sack kraft paper for making cement bag in rolls or sheets, bleached	159.248	596.827	148.763	535.258
4804219900	Oth sack kraft paper for making cement bag in rolls or sheets, unbleached	273.966	2.498.238	214.528	1.949.153
4804291000	Composite papers, in rolls or sheets	0	261.132	0	162.530
4804299000	Oth composite papers, in rolls or sheets	831.687	3.668.468	868.964	3.192.293
4804311000	Elect grade insulating kraft paper, weighing 150 g/m, unbleached	830	75.396	10.852	1.061.413
4804313000	Wet strength 40g to 60g, for plywood adhesive tape, weigh 150g/m, unbleached	222.861	382.396	273.981	473.064
4804319000	Other kraft paper & wet strength weighing 150 g/m, unbleached	1.287.446	7.063.364	592.644	5.975.328
4804391000	Adhesive tape, 40-60g, used in mnfrct. weight <= 150g/m2, bleached	220.189	1.610.676	182.949	1.355.762
4804399000	Adhesive tape, 40-60g, not used in mnfrct., weigh <= 150g/m2, bleached	182.828	1.843.757	206.647	1.980.996
4804411000	Elect grade insulating kraft paper, 150<weighing< 225 g/m, unbleached	0	331.170	0	426.331
4804419000	Oth elect grade insulating kraft paper, 150<weighing <225 g/m, unbleached	209.769	2.874.037	144.103	1.775.151
4804420000	Bleached uniformly throughout the mass &>95% wood fibres, 150<weigh<225 g/m	0	957.017	0	1.805.077
4804490000	Other kraft paper& paperboard 150<weighing< 225 g/m	14.982	832.770	41.447	621.964
4804511000	Elect grade insulating kraft paper, pressboard weighing >600g/m, unbleached	0	21.149	0	16.533
4804519000	Oth wet strength 40g to 60g, for plywood adhesive tape, weigh>225g/m, unbleached	31.841	1.742.090	30.563	969.871
4804529000	Bleached oth of kind used in mnfr of gypsum boards	0	93.386	0	34.690
4804590000	Other kraft paper& paperboard weighing 225 g/m or more	133.429	1.037.733	144.451	1.057.266
4805110000	Uncoated paper&paperboard, semichemical fluting paper, rolls or sheets	759.387	8.853.784	287.449	3.645.415
4805129000	Uncoated paper&paperboard, oth semichemical, straw fluting paper, rolls, sheets	0	267.721	0	287.539
4805191000	Uncoated paper&paperboard, oth fluting paper	27.308	2.035.891	71.158	1.110.368
4805199000	Oth uncoated paper and paperboard, in rolls or sheets	1.696.123	12.342.031	771.956	4.641.850
4805240000	Uncoated paper&paperboard, testliner weighing 150 g/m2 or less	708.686	6.223.253	263.098	1.937.926
4805251000	Uncoated paper&paperboard, testliner weighing >= 150 g/m2	94.694	1.102.209	42.194	406.472
4805259000	Uncoated paper&paperboard, testliner oth of weighing >= 150 g/m2	1.059.045	8.297.681	548.188	3.671.783
4805301000	Paper, sulphite wrapping paper, colored match wrapping paper	1.190	11.698	3.665	14.364
4805309000	Paper, sulphite wrapping paper, oth colored match wrapping paper	31.991	179.955	29.011	221.982
4805400000	Filter paper and paperboard	432.283	3.303.106	1.355.222	10.824.707
4805500000	Felt paper and paperboard	13.205	24.155	30.564	95.331
4805911000	Paper used as packing of flat glass product, resin<0,6%, wg<150g/m	152	3.983	2.582	40.057
4805919000	Uncoated paper&paperboard, oth blotting, &joss paper, weighing 150g/m or less	380.943	2.180.335	209.495	1.410.275
4805929000	Uncoated paper&paperboard of oth 150<weighing<225g/m	806.348	9.514.409	400.334	7.034.846
4805931000	Multi-ply paper and paperboard of weighing > 225g/m2	22.966	284.951	11.942	149.990
4805939000	Uncoated paper&paperboard, of other weighing > 225g/m2	874.673	4.637.473	739.838	3.466.057
4806100000	Vegetable parchment	45.205	723.114	122.996	1.723.401
4806200000	Greaseproof papers	264.088	946.569	375.427	1.442.188
4806300000	Tracing papers	221	151.822	820	334.671
4806400000	Glassine and other glazed transparent or translucent papers	349.787	5.321.483	473.169	9.576.736
4807000000	Composite paper and paperboard not surface-coated or impregnated	1.071.278	10.220.213	552.614	5.862.061
4808100000	Corrugated paper&paperboard, whether or not perforated, in rolls or sheets	837.706	5.186.253	483.612	2.802.681
4808200000	Sack kraft paper, creped, crinkled, whether or not embossed or perforated, rolls or sheets	0	88.621	0	575.693
4808300000	Oth kraft paper, creped or crinkle, whether or not embossed or perforated	30.424	254.186	108.331	530.487
4808901000	Paper&paperboard, embossed paper fancy paper used printing, cover, lining	10.780	20.960	21.955	54.794
4808909000	Paper&paperboard, oth embossed fancy paper used printing, cover, lining	74.174	804.346	115.217	1.227.501
4809200000	Self-copy paper	2.010	302.294	5.402	513.734
4809900000	Other self-copy paper	244.679	1.394.222	428.511	2.670.521
4810134000	Paper&paperboard for photo, heat, elect. in rolls papers of width <15cm	59	18.157	707	63.406
4810135000	Paper&paperboard for photo, heat, elect. in rolls papers of oth width <15cm	7.736	96.295	23.273	216.803
4810139010	Banknotes paper, in rolls of a width <= 15 cm	287.223	1.063.087	4.155.337	15.514.358
4810139090	Oth coated writing and printing paper banknotes paper, in rolls	1.339.830	15.872.947	1.103.241	15.118.973
4810145000	Paper&paperboard for photo, heat, elect. sensitive 297<one side<435mm, in sheets	0	94	0	1.767
4810146000	Paper&paperboard for photo, heat, elect. of width < 15cm	0	4.321	0	18.452
4810149090	Oth coated writing & printing paper banknotes paper, in sheets	46.576	78.743	88.220	159.071
4810190010	Other Banknotes paper	478.317	1.929.972	4.024.437	17.595.836
4810190090	Oth banknotes paper, coated writing & printing paper, one side>435mm	68.084	1.676.533	269.477	5.317.074

**I.3. IMPOR MENURUT KOMODITI / IMPORT BY HS COMMODITY**  
**\*\*\*NOVEMBER / NOVEMBER 2009 \*\*\***

H S	Uraian Komoditi Commodity Description	Berat Bersih / Net Weight (Kg)		Nilai / Value C.I.F (US\$)	
		Bulan ini Current Month	Kumulatif Cum.Jan. to date	Bulan ini Current Month	Kumulatif Cum.Jan. to date
4810223000	Paper&paperboard for photo,heat,elect.sensitive,light weight coated paper	0	230.975	0	245.883
4810224000	Paper&paperboard, oth in rollof a width 15cm<one side<36cm,unfolded	0	18	0	293
4810229000	Oth aluminium paper base, light-weightcoated paper	1.501.894	10.166.262	1.354.592	9.608.588
4810294000	Oth paper&paperboard for photo,heat,.elect oth light weight coated paper	0	356	0	1.743
4810295000	Oth paper&paperboard, oth in rollof a width 15cm<one side<36cm,unfolded	0	20.213	0	27.505
4810299000	Oth aluminium paper base and artpaper oth light weight coated paper	662.844	8.692.609	760.101	6.631.212
4810312000	Kraftpaper,for separate batery plate,width<=15cm,15cm<side>36cm,bleached	0	28	0	536
4810313000	Kraftpaper,for separate batery plate,width<=15cm,15cm<side>36cm,unbleached	0	7	0	255
4810319000	Kraft paper,paperboard, not for writing,printing, other grafic purp, <=150 g/m2	758	1.002.972	6.086	500.238
4810329000	Kraft paper,paperboard, not for writing,printing, other grafic purp, >150 g/m2	1.087.202	6.638.039	693.173	6.058.016
4810392000	Paper as interleaf mtrl in proc batteryroll < 15cm, rect < 15 x 36 cm2	922	8.192	8.585	71.797
4810393000	Oth kraft paper, roll < 15 cm, rectang< 15 x 36 cm2	0	1	0	378
4810399000	Kraft paper and paperboard in other size	176.370	480.254	161.201	496.074
4810921000	Gray backboard, multi ply	563.629	1.784.510	375.441	1.193.279
4810923000	Paper colored for computer card,oth multi ply	25	46.340	117	23.302
4810929000	Oth paper colored for computercard & gray backboard, multi ply	2.183.652	8.770.116	1.448.029	5.643.408
4810992000	Oth paper and paperboardof multi ply	0	8	0	3.886
4810999000	Oth paper colored for computer card,oth multi ply	205.176	4.279.053	283.010	4.107.477
4811101000	Tarred, bituminised/asphalted paper &paperboard, in roll <15cm, rect<15x36cm2	4.374	27.541	26.581	171.714
4811109000	Tarred, bituminised/asphalted paper &paperboard, in other size	396.415	1.720.605	765.013	3.080.307
4811411000	Gummed or adhesive paper&paperboard,self-adhesive	325.418	2.651.633	932.970	7.192.082
4811419000	Gummed or adhesive paper&paperboard,oth self-adhesive	389.670	4.927.761	883.063	10.771.337
4811491000	Oth gummed or adhesive paper&paperboardself-adhesive	6.464	171.098	125.113	722.646
4811499000	Oth gummed or adhesive paper&paperboardoth self-adhesive	365.353	3.261.662	571.666	5.127.795
4811511000	Paper coated,impregnated or coveredwith plastic, bleached,wg>150g/m	737	7.553	1.915	22.614
4811512000	Paper coated,impregnated or coveredoth in sheets 15<oneside<36cm unfolded	0	811	0	17.515
4811519000	Paper coated,impregnated or coveredwith plastic, unbleached,wg>150g/m	1.337.480	9.034.562	1.571.601	11.425.073
4811591000	Paper coated,impregnated or coveredoth for mnftr of papercup bottoms	16.831	345.347	139.007	2.258.281
4811592000	Oth paper coated,impregnated or coveredand with a lining of aluminium foil	906.653	11.739.082	3.100.031	36.046.131
4811593000	Oth paper coated,impregnated or coveredoth in sheets 15<oneside<36cm unfolde	0	445	0	1.932
4811599000	Oth paper coated,impregnated or coveredwith plastic,oth bleached,wg>150g/m	683.418	4.828.575	1.717.615	12.481.082
4811601000	Paper coated,impregnated or coveredwith wax,paraffin,stearin,oil,glycerol	1.191	10.187	16.236	112.650
4811609000	Paper coated,impregnated or coveredwith oth wax,paraff,stearin,oil,glycerol	8	1.033.324	56	1.429.535
4811903000	Oth paper, paperboard,cellulose waddingweb of cell fibr roll<15cm,rect<15x36cm2	12.240	73.933	60.882	252.628
4811909000	Oth paper, paperboard,cellulose waddingweb of cell fibres other size	776.890	8.712.093	2.565.865	23.288.902
4812000000	Filter blocks,slabs&plates,of paperpulp	1.101	139.015	14.756	718.425
4813100000	Cigarette paper,in the formof booklets or tubes	40.500	429.532	253.702	2.512.368
4813200000	Cigarette paper,in the form in rolls ofa width not exceeding 5 cm	389.049	2.606.912	1.940.028	11.521.930
4813900000	Cigarette paper,oth in the of booklets,tubes & in rolls	471.513	6.565.545	1.726.775	25.117.632
4814100000	Wallpaper&similar wall coverings,"ingrain" paper	39	1.271	816	12.700
4814200000	Wallpaper&similar wall coverings,the face side,with a grained,embossed,	125.812	1.048.694	297.521	2.259.778
4814900000	Wallpaper&similar wall coverings,oth with transparant protective plastics	299.827	2.237.022	505.874	4.870.824
4816200000	Self-copy paper (other than of 48.09)	448	125.128	4.918	182.300
4816900000	Other heat transfer paper & offsetplates of paper	209.959	3.149.066	195.532	3.684.379
4817100000	Envelopes	14.237	291.847	122.690	1.939.294
4817200000	Letter cards,plain postcards andcorrespondence cards	2.725	383.703	37.904	502.780
4817300000	Boxes,pouches,wallets & writingcompendiums,of paper or paperboard,	9.293	73.114	53.978	323.036
4818100000	Toilet paper	36.746	63.918	72.483	145.808
4818200000	Handkerchiefs,cleansing or facialtissues & towels	206.108	581.740	712.050	2.315.147
4818300000	Tablecloths and serviettes	80	48.305	184	312.144
4818401100	Napkins & napkin liners for babies &similar sanitary articles	521.935	7.840.609	1.266.646	18.578.194
4818401900	Oth napkins & napkin liners for babies &similar sanitary articles	761.432	68.817.574	2.802.716	28.401.988
4818402000	Sanitary towels,tampons & similararticles	1.477.838	14.993.044	5.264.286	51.522.135
4818500000	Articles of apparel & clothing,surgical face masks	372	29.426	18.419	164.444
4818900000	Oth articles of apparel & clothing,oth surgical face masks	84.818	1.374.178	219.117	4.320.474
4819100000	Cartons,boxes & cases, of corrugatedpaper or paperboard	1.168.201	10.506.259	1.893.236	21.324.478
4819200000	Boxes, of non corrugated paper &paperboard	1.177.886	13.631.525	4.014.889	45.519.209
4819300000	Sacks&bags,base of a width>40cmfor cement or fertizer packing	209.159	2.660.104	336.370	5.671.552
4819400000	Other sacks and bags, including cones	90.666	1.617.116	395.958	5.017.682
4819500000	Other packing containers,includ recordsleeves	171.590	2.302.933	834.869	12.041.207
4819600000	Box files,letter trays,storage boxes&similar articles,used in offices,shops	17.121	300.377	44.227	828.645
4820100000	Registers,account books,note books,receipt books,&similar articles	27.349	469.239	125.376	1.717.765
4820200000	Exercise books	9.941	289.501	13.949	468.414
4820300000	Binders(other than book covers),folders&file covers	3.327	91.528	17.677	247.865
4820400000	Manifold business forms& interleavedcarbon sets	2.670	25.339	7.853	96.435
4820500000	Albums for samples or for collections	3.574	91.464	18.499	238.534
4820900000	Other exercise book,binders,manifold,albums	35.915	580.426	104.868	1.300.610
4821101000	Printed,labels that form of packing forjewellery,small objects & the like	117.775	1.300.373	1.487.856	17.484.207
4821109000	Printed,oth labels that form of packingfor jewellery,small objects & the like	385.262	2.684.180	3.651.527	31.905.747
4821901000	Oth printed,labels that form of packingfor jewellery,small objects & the like	19.801	266.353	168.870	2.569.959
4821909000	Oth printed,oth label that form of packfor jewellery,small objects & the like	111.861	1.898.179	1.443.521	17.332.747
4822100000	Bobbins,spools,cops&similar of pulpof a kind used for winding textile yarn	889	45.887	14.466	116.391

**I.3. IMPOR MENURUT KOMODITI / IMPORT BY HS COMMODITY**  
**\*\*\*NOVEMBER / NOVEMBER 2009 \*\*\***

H S	Uraian Komoditi Commodity Description	Berat Bersih / Net Weight (Kg)		Nilai / Value C.I.F (US\$)	
		Bulan ini Current Month	Kumulatif Cum.Jan. to date	Bulan ini Current Month	Kumulatif Cum.Jan. to date
4822900000	Bobbins, spools, cops & similar of pulpoth of a kind used for wind textile yarn	155.306	1.301.976	568.757	5.069.909
4823200000	Filter paper in rolls or sheets	154.202	2.329.236	816.307	11.957.356
4823401000	Cardiograph recording paper	868	2.823	30.519	94.853
4823409000	Oth paper for self recording for other apparatus	43.783	599.521	206.362	3.445.168
4823610000	Trays, dishes, plates, cups & the like, of paper or paperboard of bamboo	0	598	0	1.336
4823690000	Trays, dishes, plates, cups & the like, of paper or paperboard of oth than bamboo	18.337	265.733	91.523	1.098.931
4823700000	Gaskets and washers, moulded or pressed articles of paper pulp	39.566	403.233	104.769	1.016.546
4823901000	Other paper, cocooning frames for silk-worms	9.664	124.414	34.121	788.065
4823902000	Sterilization indicators, not gummed, cocooning frames for silk-worms	6.680	30.576	44.393	186.829
4823903000	Cup stock board (i.e. polyethylene (pe) in rels of width of less than 10 cm	1.964	99.115	23.796	223.047
4823904000	Telegraph or teleprinter paper in strip or rolls	48	2.053	517	15.987
4823905000	Display cards for jewellery/for small objects of personal adornment	9	854	191	3.926
4823906000	Punched jacquard cards	250	6.423	3.455	21.195
4823907000	Fans & hand screens, with paper mounts or leaves & frames of any materials	95	18.778	74	109.062
4823909000	Other, cut to size/shape, other than in strips, rolls or sheets	415.188	4.007.459	1.357.445	13.535.418
4901100000	Print books in official language of impctry for educations, in single sheet	90.333	1.194.800	245.189	18.363.817
4901910000	Dictionaries, wholly/essentially in the official language of the import country	2.389	53.970	33.437	363.340
4901991000	Oth educational, wholly/essential in the official language of the import country	45.861	841.429	288.760	4.091.771
4901999000	Oth educational, oth wholly/essential in official language of the import country	104.370	1.368.270	969.206	12.311.670
4902100000	Newspapers, journals & periodicals appearing at least four times a week	0	19.543	0	57.774
4902900000	Oth newspapers, journals and periodicals	9.320	289.410	71.370	692.067
4903000000	Childrens picture, drawing or coloring books.	3.038	215.375	6.954	737.333
4904000000	Music, printed or in manuscript, whether or not bound or illustrated.	23	18.440	767	215.710
4905100000	Maps & hydrographic or similar charts of all kinds, globes	0	60.922	0	771.420
4905910000	Maps & hydrographic or similar charts of all kinds, in book form	0	245	0	1.577
4905990000	Maps & hydrographic or similar charts of all kinds, in other form	2.957	18.274	4.092	15.776
4906001000	Plans & drawings, including photographic reproducible & carbon copies of plans & drawings	6	1.689	20.369	52.478
4906009000	Plans & drawings, being originals drawn by hand, hand-written texts	975	11.670	8.292	223.612
4907001000	Banknotes, being legal tender	0	6	0	6
4907002000	Unused postage stamps	0	3	0	3
4907004000	Stock, share/bond certificates & similar documents of title; cheque forms	3	232	202	108.457
4907009000	Other banknotes, unused postage, revenue, stock, share & the like	49	9.797	1.042	1.604.536
4908100000	Transfers (decalcomanias), vitrifiable	27.916	251.406	293.416	4.325.121
4908900000	Oth than transfers (decalcomanias), vitrifiable	45.111	332.889	334.303	2.181.545
4909000000	Printed/illustrated postcards, card greetings, messages/the like	19.851	30.096	19.161	92.864
4910000000	Calendars of any kind, printed, including calendar blocks.	37.081	119.457	117.704	287.226
4911100000	Trade advertising material, commercial catalogues & the like	52.291	933.917	188.760	3.623.281
4911912000	Printed matter, wall pictures & diagram for instruct purposes; designs & photograph	33	3.350	559	17.247
4911913000	Printed matter, oth printed pictures and photographs	9	46.342	105	110.274
4911919000	Printed matter, oth anatomical & botanical diagram & wall picture	4.270	45.355	50.991	386.098
4911991000	Printed card for jewellery, small object person adornment, carried in the pocket	512	30.410	4.750	281.463
4911992000	Printed stickers for explosives	0	942	0	2.283
4911999000	Oth printed matter, oth printed sticker & printed card	52.763	316.501	395.868	2.946.100
5001000000	Silkworm cocoons suitable for reeling.	30	316.311	81	2.311.651
5002000000	Raw silk (not thrown).	2.944	36.682	24.000	181.451
5003000000	Silk waste (incl. cocoons unsuitable for reeling, yarn waste & garneted stock).	2	1.725	15	13.870
5004000000	Silk yarn (oth than yarn spun from silk waste) not put up for retail sale.	16.311	241.585	69.615	782.800
5005000000	Yarn spun from silk waste, not put up for retail sale.	59	20.554	2.284	256.056
5006000000	Silk yarn & yarn spun from silk waste, put up for retail sale; silk-worm gut.	0	54.785	0	159.711
5007100010	Fabrics of noil silk, bleached/unbleached	4.900	34.465	16.417	1.011.517
5007100090	Fabrics of noil silk, oth than bleached/unbleached	262	11.072	3.892	214.413
5007200010	Oth fabrics, silk/silk waste >85%, oth than noil silk, bleached/unbleached	24.466	159.165	234.913	1.176.721
5007200090	Oth fabrics, silk/silk waste >85%, oth than noil silk, oth bleach/unbleach	464	10.465	12.020	82.041
5007900010	Oth fabrics, silk/silk waste < 85%, oth than noil silk, bleached/unbleached	523	5.344	18.635	146.454
5007900090	Oth fabrics, silk/silk waste < 85%, oth than noil silk, oth bleach/unbleach	804	21.013	7.652	301.906
5101100000	Shorn wool, not carded/combed, greasy, including fleece-washed wool	13	34.050	100	85.589
5101190000	Oth shorn wool, not carded/combed, greasy, including fleece-washed wool	3.818	33.454	27.070	176.734
5101210000	Shorn wool, not carded/combed, degreased, not carbonised	0	517	0	7.951
5101290000	Oth shorn wool, not carded/combed, degreased, not carbonised	45	372.430	94	978.901
5102100000	Fine animal hair, not carded/combed of kashmir (cashmere) goats	0	19.948	0	35.404
5102200000	Coarse animal hair, not carded/combed	0	191	0	12.276
5103200000	Oth waste of wool/of fine animal hair incl yarn waste but excl garnet stock	0	12.461	0	92.694
5104000000	Garnetted stock of wool/of fine/coarse animal hair.	0	8	0	325
5105100000	Carded wool	0	63.900	0	247.289
5105290000	Combed wool not in fragments	73.909	745.819	594.863	4.859.643
5105310000	Fine animal of kashmir (cashmere) goats	0	167	0	20.233
5105390000	Other fine animal hair, carded/combed	0	2.285	0	37.459
5106100000	Yarn, carded, wool > 85% by weight not put up for retail sale	4.476	72.973	37.539	838.289
5106200000	Yarn, carded, wool < 85% by weight not put up for retail sale	33	308.401	476	2.978.652
5107100000	Yarn, combed, wool > 85% by weight not put up for retail sale	9.198	52.973	60.809	521.571
5107200000	Yarn, combed, wool < 85% by weight not put up for retail sale	852	56.540	22.084	407.817
5108100000	Yarn of fine animal hair not put up for retail sale., carded	0	411	0	4.265

**I.3. IMPOR MENURUT KOMODITI / IMPORT BY HS COMMODITY**  
**\*\*\*NOVEMBER / NOVEMBER 2009 \*\*\***

H S	Uraian Komoditi Commodity Description	Berat Bersih / Net Weight (Kg)		Nilai / Value C.I.F (US\$)	
		Bulan ini Current Month	Kumulatif Cum.Jan. to date	Bulan ini Current Month	Kumulatif Cum.Jan. to date
5108200000	Yarn of fine animal hair not put up for retail sale., combed	0	72	0	2.399
5109100000	Yarn,wool/animal hair > 85%, for retail sale	0	2.183	0	119.568
5109900000	Yarn,wool/animal hair < 85%, for retail sale	78	24.577	97	88.335
5110000000	Yarn,coarse animal hair/of horsehairwether not put up for retail sale	0	13.648	0	74.620
5111110000	Woven fabric,carded,wool/animal hair>85%, weight < 300 g/m	1.516	224.761	46.061	6.160.831
5111190000	Woven fabric,carded,wool/animal hair>85%, weight > 300 g/m	36	25.179	1.123	325.105
5111200000	Woven fabric,carded, wool/animal hairmix. mainly w/made filament	0	15.800	0	320.577
5111300000	Woven fabric,carded, wool/animal hairmix. mainly w/made stapel	0	221.464	0	2.232.403
5111900000	Woven fabric,carded, wool/animal hairroth mixed	0	26.985	0	444.202
5112110000	Woven fabrics,combed wool/animal hair>85%, weight < 200 g/m	675	123.345	14.916	3.297.271
5112190000	Woven fabrics,combed wool/animal hair>85%, oth weight > 200 g/m	1.767	518.254	52.202	13.217.904
5112200000	Woven fabrics,combed wool/animal hairmix. mainly w/made filament	8.585	64.713	69.333	1.013.077
5112300000	Woven fabrics,combed wool/animal hairmix. mainly w/made stapel	0	73.947	0	1.255.076
5112900000	Woven fabrics,combed wool/animal hairroth mixed	14.110	120.251	153.014	1.679.107
5113000000	Woven fabrics of coarse animal hair/of horsehair	0	17.367	0	148.010
5201000000	Cotton, not carded/combed.	53.678.934	502.327.340	72.832.312	667.068.160
5202100000	Cotton waste,yarn waste	0	900.278	0	1.304.610
5202910000	Cotton waste,garnetted stock	130	330	2.564	22.233
5202990000	Oth yarn waste & garnetted stock	409.046	2.161.773	366.456	2.135.472
5203000000	Cotton, carded/combed.	84.868	1.337.711	778.028	14.846.375
5204110000	Cotton sewing thread,not for salecont 85%/more by weight of cotton	124.816	687.123	111.136	1.717.468
5204190000	Cotton sewing thread,not for retail saleoth cont 85%/more of cotton	49.030	618.329	879.985	4.399.178
5204200000	Cotton sewing thread, for retail sale	2.867	92.023	8.931	121.818
5205110000	Single yarn,of uncombed fibres measur714.29 decitex/more, cotton>85%	566.413	6.825.024	1.019.734	13.664.911
5205120000	Single yarn,of uncombed fibres232<measuring<714.29dec,cotton>85%	593.796	5.863.635	1.037.303	10.319.309
5205130000	Single yarn,of uncombed fibres192.31<measuring<232.56 dec,cotton>85%	793	20.268	8.400	62.307
5205140000	Single yarn,of uncombed fibres125<measuring<192.31dec,cotton>85%	47.420	609.376	251.415	3.061.064
5205150000	Single yarn,of uncombed fibres measuring<125dec (>80metric number),cotton>85	0	1.003	0	6.280
5205210000	Single yarn,of combed fibresmeasuring 714.29dec/more,cotton>85%	56.455	1.435.721	154.953	3.603.464
5205220000	Single yarn,of combed fibres232.56<measuring<714.29dec,cotton>85%	66.810	1.858.919	103.762	2.801.488
5205230000	Single yarn,of combed fibres192.31<measuring<232.56dec,cotton>85%	36.009	272.466	141.995	817.831
5205240000	Single yarn,of combed fibres125<measuring<192.31dec,cotton>85%	25.207	657.667	43.310	2.053.876
5205260000	Single yarn,of combed fibres106.38<measuring<125dec,cotton>85%	0	22.691	0	71.106
5205280000	Single yarn,of combed fibres measuring<83.33 decitex (>120metric),cotton>85%	0	17.237	0	49.375
5205310000	Cable yarn,of uncombed fibres persingle yarn 14.29dec/more,cott>85%	0	109.134	0	382.782
5205320000	Cable yarn,of uncombed fibres persingle yarn 232.56<measur<714.29,cott>85%	17.856	560.393	39.406	1.990.211
5205350000	Cable yarn,of uncombed fibres persingle yarn<125 (>80 metric), cotton>85%	988	45.542	5.119	240.218
5205410000	Cable yarn,of combed per single yarn714.29 decitex/more(<14metric),cott>85%	475	38.405	6.128	143.516
5205420000	Cable yarn,of combed per single yarn232.56<measuring<714.29dec,cotton>85%	4.901	243.651	26.138	800.518
5205430000	Cable yarn,of combed per single yarn192.31<measuring<232.56dec,cotton>85%	6.000	18.257	31.200	81.797
5205440000	Cable yarn,of combed per single yarn125<measuring<192.31dec,cotton>85%	13.273	172.352	67.397	2.083.023
5205470000	Cable yarn,of combed per single yarn83.33<measuring<106,38dec,cotton>85%	144	26.901	542	204.264
5205480000	Cable yarn,of combed per single yarn<83,33decitex(>120metric),cotton>85%	12.720	46.276	78.274	315.328
5206110000	Single yarn of uncombed fibres, 714,29or more (<14 metric),cotton<85%	1.093	275.418	9.440	1.123.332
5206120000	Single yarn of uncombed fibres,232<measuring<714.29dec,cotton<85%	0	348.123	0	544.849
5206130000	Single yarn of uncombed fibres,192.31<measuring<232.56dec,cotton<85%	0	67	0	1.061
5206140000	Single yarn of uncombed fibres,125<measuring<192.31dec,cotton<85%	806	13.147	4.264	82.660
5206150000	Single yarn of uncombed fibres,<125dec(exceeding 80 metric),cotton<85%	0	966	0	2.608
5206210000	Single yarn, of combed fibres,measure>714.29(not>14 metric),cott<85%	1	18.985	1	27.373
5206220000	Single yarn, of combed fibres,232.56<measure<714.29 dec,cotton<85%	74.350	257.917	205.294	583.428
5206230000	Single yarn, of combed fibres,192.31<measuring<232.56dec,cotton<85%	0	325.179	0	731.245
5206240000	Single yarn, of combed fibres125<mesuring<192.31 dec	0	9.658	0	64.647
5206250000	Single yarn,of combed fibres measuring<125 decitex (> 80 metric number)	0	102	0	3.418
5206310000	Cabled yarn,of uncombed measuringper single yarn > 714.29 decitex	0	264	0	7.583
5206320000	Cabled yarn,of uncombed persingle yarn232.56<measuring<714.29dec	2.218	41.747	27.950	267.032
5206350000	Cabled yarn,of uncombed measuringper single yarn<125(>= 80 metric number)	0	15.683	0	138.078
5206410000	Cable yarn,of combed fibres measuringper single yarn 714.29 decitex/more	10	4.476	10	24.256
5206420000	Cable yarn,of combed fibres persingle yarn 232.56<measuring<714,29 decitex	5	38.711	77	540.372
5206430000	Cable yarn,of combed fibres persingle yarn 192.31<measuring< 232.56decitex	0	8.803	0	76.904
5206450000	Cable yarn,of combed fibres measuringper single yarn<125decitex (>80 metric)	0	242	0	5.897
5207100000	Cotton yarn(oth than sewing thread) putcont 85%/more by weight of cotton	6.722	346.921	26.519	746.875
5207900000	Cotton yarn sewing thread put upcont 85%/more by weight of cotton	2.867	441.328	15.912	1.691.809
5208110000	Unbleached plain weave, weight >=85% of cotton, weighing <= 100 g/m	192.956	3.929.517	1.276.998	24.549.774
5208120000	Unbleached plain weave >=85% of cotton,weighing > 100 g/m	160.150	1.493.933	905.307	7.788.542
5208130000	Unbleached 3-thread/4-thread twill,incl. cross twill >=85% of cotton	10.474	216.545	130.706	3.892.388
5208190000	Other unbleached fabrics>=85% of cottonweighing <= 200 g/m	240.024	4.238.937	2.175.924	28.741.693
5208210000	Absorbent fabric bleached for surgicaluse, cotton >=85%, weighing <=200 g/m	279.500	1.278.762	2.494.467	8.869.550
5208220000	Bleached plain weave, weighing > 100g/m	67.995	325.332	763.232	3.444.818
5208230000	Bleached 3-thread/4-thread twill, incross twill >=85% of cotton	14.617	571.619	140.851	3.734.643
5208290000	Other bleached fabrics >85% of cottonweighing <= 200 g/m	639.967	4.484.443	4.771.481	34.363.818
5208310010	Plain weave dyed; voile/chemi voileweighing < 100 g/m	12.236	431.857	170.257	3.559.480
5208310020	Cambrics dyed weighing < 100 m/gweighing < 100 g/m	17.525	258.386	275.370	2.358.306

**I.3. IMPOR MENURUT KOMODITI / IMPORT BY HS COMMODITY**  
**\*\*\*NOVEMBER / NOVEMBER 2009 \*\*\***

H S	Uraian Komoditi Commodity Description	Berat Bersih / Net Weight (Kg)		Nilai / Value C.I.F (US\$)	
		Bulan ini Current Month	Kumulatif Cum.Jan. to date	Bulan ini Current Month	Kumulatif Cum.Jan. to date
5208310030	Other garments matter weighing < 100 m/g	6.763	100.066	67.442	739.096
5208310090	Other dyed fabrics weighing < 100 m/g	160.573	2.501.343	1.383.094	14.489.892
5208320000	Plain weave dyed, weighing > 100 g/m	394.781	3.081.933	4.042.473	31.034.239
5208330000	3-thread/4-thread twill dyed,including twill	50.561	387.852	499.443	3.443.808
5208390000	Other dyed fabrics >85% weighing < 200 m	80.906	1.737.952	719.510	12.264.302
5208410010	String fabrics plain weave of differentcolor , weight <= 100 m/g	0	15.930	0	220.972
5208410090	Other plain weave of different color,weight <= 100 m/g	8.955	147.422	107.769	1.486.185
5208420010	String fabrics of different colorweighing > 100 g/m	271.711	1.577.406	2.219.557	14.585.559
5208420090	Plain weave other than string fabrics ofcolor, weighing > 100 g/m	219.110	3.063.744	2.380.723	37.181.391
5208430000	Diff.colour,3 or 4-thread twill, wovenfabrics, 85% cotton,weight>200g/m2	293	91.823	5.642	733.769
5208490000	Other fabrics of different color	10.616	163.734	234.706	1.770.498
5208510000	Plain weave printed of different color,<= 100 m/g	11.805	248.084	234.666	3.032.433
5208520000	Plain weave printed of different color,> 100 m/g	8.755	329.659	113.012	3.049.837
5208590000	Other fabrics printed of differentcolor	34.264	580.580	316.275	4.945.544
5209110000	Plain weave unbleached cont.>=85% ofcotton, weight >200 g/m	54.068	478.508	318.831	3.754.045
5209120000	3-thread/4-thread twill unbleached,cont.85% of cotton, weight > g/m	5.867	42.540	45.105	298.843
5209190000	Other fabrics unbleached con.85% ofcotton, weight > 200 g/m	591.195	4.927.466	5.677.531	47.820.404
5209210000	Plain weave unbleached , cont.85% ofcotton, weight > 200 g/m	2.147	25.139	21.566	198.569
5209220000	Bleached, 3 or 4-thread twill, wovenfabrics, 85% cotton,weight>200g/m2	4.049	30.042	27.089	244.886
5209290000	Other fabrics unbleached. cont.85% ofcotton, weight>200 g/m	427.382	3.395.170	3.251.681	24.299.359
5209310000	Plain weave dyed, cont.85% of cotton,weight > 200 g/m	578.919	2.493.290	4.628.426	18.053.704
5209320000	Dyed, 3 or 4-thread twill, incl. twillcont.85% of cotton, weight>200g/m	350.377	1.923.219	3.330.691	15.676.641
5209390000	Other fabrics dyed, cont.85% of cottonweight > 200 g/m	289.312	2.551.410	2.451.389	18.959.896
5209410000	Plain weave of yarns of diff color,cont 85% of cotton, wght>200 g/m	19.797	219.761	208.221	1.975.060
5209420000	Denim of yarns diff color, cotton>85%,weight > 200 g/m	370.003	4.117.742	1.761.639	18.942.738
5209430000	Oth fabrics of 3-thread /4-threadcont 85% of cotton, wght>200 g/m	12.516	153.468	18.197	632.484
5209490000	Other fabrics of yarns diff colorscont 85% of cotton, wght>200 g/m	429.668	3.646.322	3.398.500	27.178.062
5209510000	Printed plain weave, cont.85% of cottonweight > 200 g/m	2.881	29.579	36.225	339.507
5209520000	Oth.thn plain weave 3 or 4-thread twill,printed, 85% of cotton, wght>200 g/m	14.954	77.741	112.884	614.633
5209590000	Other printed fabric cont.85% of cottonweight > 200 g/m	22.093	533.767	252.392	3.697.652
5210110000	Unbleached plain weave, cont. <85% ofcotton, mixed with m-m-f weight<=200g/m	464.826	4.778.001	2.500.903	25.267.785
5210190000	Oth unbleached fabrics, cont.<85%mixed with m-m-f weight<=200g/m	135.521	2.754.283	1.205.438	15.067.518
5210210000	Bleached plain weave cont.<85% ofcotton, mixed with m-m-f weight<=200g/m	9.019	68.884	188.054	1.028.077
5210290000	Oth bleached fabrics, cont.<85% ofcotton, mixed with m-m-f weight<=200g/m	93.277	486.649	572.876	3.501.408
5210310000	Dyed plain weave cont. <85% ofcotton, mixed with mmf weight<=200g/m	220.107	1.914.011	2.239.648	18.727.944
5210320000	3-thrd/4-thrd twill, incl.twill<85%of cotton, mix w/m-m-f weight<=200g/m	6.600	57.750	55.814	527.835
5210390000	Other dyed fabrics cont. <85% ofcotton, mixed with m-m-f weight<=200g/m	14.707	311.276	287.744	3.739.606
5210410010	String fabrics of yarns of diff color<85%of cotton, with mmf weight<=200g/m	0	30.082	0	446.411
5210410090	Plain weave other than string fabrics<85%of cotton, with mmf weight<=200g/m	7.256	210.083	67.288	1.918.691
5210490000	Oth fabrics of diff color cont.<85% ofcotton, mixed with mmf weight<=200g/m	155.766	2.249.511	933.304	8.418.543
5210510000	Printed plain weave cont.<85% ofcotton,mixed with mmf weight<=200g/m	276	21.219	4.147	126.043
5210590000	Other printed fabrics cont.85% ofcotton, mixed with mmf weight<=200g/m	149.585	571.828	963.657	3.589.481
5211110000	Unbleached plain weave, cont. <85% ofcotton, mixed with m-m-f weight>200g/m	5.213	134.467	49.139	1.369.450
5211120000	3-thread/4-thread twill unbleachd,inctwill<85% of cotton w/mmff weight>200g/m	194	87.382	4.942	677.453
5211190000	Oth unbleached fabrics, cont.<85%mixed with m-m-f weight>200g/m	43.960	1.201.811	290.785	9.437.194
5211200000	Bleached plain weave cont.<85% ofcotton, mixed with m-m-f weight>200g/m	92.491	1.185.547	644.453	7.872.305
5211310000	Dyed plain weave cont. <85% ofcotton, mixed with m-m-f weight>200g/m	11.155	633.509	171.849	4.687.751
5211320000	3-thrd/4-thrd twill, incl.twill<85%of cotton, mix w/m-m-f weight>200g/m	4.418	15.357	27.722	143.486
5211390000	Other dyed fabrics cont. <85% ofcotton, mixed with m-m-f weight>200g/m	87.299	1.276.638	610.007	8.952.324
5211410010	String fbrcs of yarn of diff color<85%of cotton, mixed with mmf weight>200g/m	77	3.032	683	50.928
5211410090	Yarns of diff clour oth than string fab<85% of cotton, mxd w/mmff>200 g/m	51	61.133	600	358.617
5211420000	Denim of yarns diff color, cotton<85%,mix wth man-made fibr weight>200g/m	231.198	3.162.216	443.913	5.998.943
5211430000	Oth fabrics of 3-thread/4-thrd<85%ofcotton, mixed with mmf weight>200g/m	0	12.222	0	13.968
5211490000	Oth fabrics of diff color cont.<85% ofcotton, mixed with mmf weight>200g/m	309	17.551	427	157.788
5211510000	Printed plain weave cont.<85% ofcotton, mixed with mmf weight>200g/m	2.550	145.483	14.900	227.832
5211520000	3-thre/4-thread twill,incl.twill<85%of cotton, mixed with mmf weight>200g/m	0	19.611	0	166.167
5211590000	Oth printed fabrics cont.<85% ofcotton, mixed with mmf weight>200g/m	2.525	97.392	7.391	761.283
5212110000	Unbleached woven fabrics of cottonweight <=200 g/m	2.160	62.392	20.426	511.921
5212120000	Bleached woven fabrics of cottonweight <=200 g/m	36.569	868.899	138.893	4.925.803
5212130000	Dyed woven fabrics of cottonweight <=200 g/m	8.290	79.825	147.641	833.304
5212140000	Woven fabrics of cotton of yarns ofdifferent color weight <=200 g/m	251.989	1.359.286	1.634.431	8.760.935
5212150000	Printed woven fabrics of cottonweight <=200 g/m	0	40.217	0	367.149
5212210000	Unbleached woven fabrics of cottonweight > 200 g/m	667	1.703	3.499	9.326
5212220000	Bleached woven fabrics of cottonweight > 200 g/m	974	26.470	9.002	386.514
5212230000	Dyed woven fabrics of cottonweight > 200 g/m	7.238	36.351	80.338	351.213
5212240000	Woven fabrics of cotton of yarns ofdifferent color weight > 200 g/m	0	17	0	981
5212250000	Printed woven fabrics of cottonweight > 200 g/m	4.663	84.108	26.546	845.180
5301100000	Flax, raw/retted-flax, raw/retted	25	13.530	10	80.391
5301210000	Broken/scutched flax,broken,scutch-ed/other processed but not spun	44	44	370	370
5301290000	Other flax, raw/processed but notspun; falx waste	0	4	0	456
5301300000	Flax tow & waste raw/processedbut not spun	0	2.324	0	10.815
5302100000	True hemp, raw/retted	0	1.404	0	1.472

**I.3. IMPOR MENURUT KOMODITI / IMPORT BY HS COMMODITY**  
**\*\*\*NOVEMBER / NOVEMBER 2009 \*\*\***

H S	Uraian Komoditi Commodity Description	Berat Bersih / Net Weight (Kg)		Nilai / Value C.I.F (US\$)	
		Bulan ini Current Month	Kumulatif Cum.Jan. to date	Bulan ini Current Month	Kumulatif Cum.Jan. to date
5302900000	Other hemp raw and processed but not spun	0	150	0	2.190
5303100000	Jute & oth textile bast fibres, raw/retted	74.193	2.059.956	38.580	1.158.792
5303900000	Jute & oth textile bast fibres,processed but not spun	220	1.686	1.860	35.509
5305000011	Raw coir coconut fibres	14.149	14.199	8.511	9.551
5305000021	Raw abaca fibres	0	207.224	0	202.108
5305000029	Abaca fibres processed	0	82	0	51
5305000090	Oth than coconut, abaca, ramietextile fibres	141.060	865.050	102.826	732.335
5306100000	Single flax yarn	0	65.140	0	205.291
5306200000	Multiple (folded)/cabled flax yarn	0	1.164	0	7.561
5307100000	Single yarn of jute/of oth textilebast fibres of heading 53.03.	19.245	221.991	19.520	216.583
5307200000	Multiple (folded)/cabled of jute/oth fibres bast fibres of heading 53.03.	1.112.433	6.881.571	867.474	4.933.460
5308100000	Coir yarn of ther textile bast fibres of5303	186	18.397	1.236	145.935
5308200000	True hemp yarn of other textile basffibres of head 5303	0	1.250	0	20.452
5308901000	Paper yarn	1.141	51.473	6.070	186.955
5308909000	Other paper yarn	22.261	217.331	38.049	298.208
5309110000	Unbleached/bleached woven fabricsof flax cont.>=85% of weight of flax	12.127	55.836	176.250	863.071
5309190000	Other woven fabrics of flax cont.>=85%of weight of flax	114.103	694.129	1.788.591	9.330.049
5309210000	Unbleached/bleached woven fabricsof flax cont.<85% of weight of flax	0	27.293	0	172.021
5309290000	Other woven fabrics of flax cont.<85%of weight of flax	35.150	284.992	598.513	3.402.554
5310100010	Unbleached plain woven fabrics of othertextile bast fibres of head 5303	81.408	494.117	64.196	539.364
5310100090	Bleached plain woven fabrics of othertextile bast fibres of head 5303	1.130	1.999	22.613	32.960
5310900000	Other woven fabrics of jute/of othrbast fibres of heading 53.03.	869	7.544	5.806	69.443
5311000000	Woven fabrics of oth vegetable textilefibres; woven fabrics of paper yarn.	18.384	264.877	137.559	1.441.144
5401100000	Sewing thread of man-made filmentof synthetic filaments	391.742	4.941.847	1.282.340	14.047.589
5401200000	Sewing thread of artificial flmntfor retail sale	15.248	98.420	66.011	374.527
5402110000	High tenacity yarn of nylon/otherspolyamide of aramids	41.262	431.108	544.516	4.829.685
5402190000	High tenacity yarn of nylon/otherspolyamide of oth aramids	473.675	4.356.888	2.344.729	17.566.374
5402200000	High tenacity yarn of polyesters	501.430	5.843.229	1.290.450	13.879.259
5402310000	Textured yarn of nylon/oth polyamidesmeasuring single yarn <= 50 tex	134.738	1.754.368	945.369	14.643.772
5402320000	Textured yarn of nylon/other poly-amides, measuring single yarn <= 50 tex	80.389	621.026	159.896	1.552.868
5402330000	Textured yarn of polyesters	851.027	10.108.208	3.359.900	37.445.205
5402340000	Textured yarn of polypropylenesynthetic filament	60.505	263.726	134.999	470.100
5402390000	Other texture synthetic filament yarn	43.043	1.291.553	212.543	3.650.256
5402440000	Oth yarn, single, of elastomeric<=50 turns/m	339.006	2.600.401	2.642.988	18.792.570
5402450000	Oth yarn, single, oth, of nylonor oth polyamides, <=50 turns/m	200.485	2.721.479	788.746	8.901.614
5402460000	Oth yarn, single, oth, of polyesters,partially oriented, <=50 turns/m	562.070	4.703.767	1.029.004	7.072.618
5402470000	Oth yarn, single, of oth polyestersfor mdical/srgical use, <=50 turns/mtr	453.712	8.374.944	999.111	13.967.587
5402480000	Oth yarn, single, oth, ofpolypropylene, <=50 turns/m	101.003	662.787	109.347	671.824
5402490000	Oth yarn, single, oth thn, of elast,nylon,polyeste,polypropylene,<=50 trn/mt	209.033	1.905.583	1.144.410	8.866.425
5402510000	Oth yarn, single,twist,of nylon/oth polyamides, > 50 turns/m	6.718	123.050	19.483	248.880
5402520000	Oth yarn,single,twist, of polyester> 50 turns/mtr	3.363	533.438	9.514	1.053.747
5402590000	Oth yarn,single,twist,oth th of nylonor oth plyamide&polyester,>=50 trn/mtr	0	14.229	0	93.990
5402610000	Oth yarn of nylon/oth polyamides,multiple/cable	10.939	519.150	58.194	714.055
5402620000	Other yarn of polyester,multiple/cable	97.428	1.417.517	284.677	3.748.670
5402690000	Oth yarn,multiple/cable,oth thnof nylon/oth polyamides&polyester	66.502	858.282	133.844	2.069.117
5403100000	High tenacity yarn of viscose rayon	985	249.268	14.313	878.711
5403310000	Other single yarn of viscose rayon, untwisted/with a twist <120 turns/m	221.854	981.538	630.996	2.858.195
5403320000	Other single yarn of viscose rayon, withtwist exceeding 120 turns/m	290	23.411	5.917	84.150
5403330000	Other single yarn of cellulose acetate	9.282	33.484	48.731	314.156
5403390000	Other single yarn	28.069	962.840	160.102	3.649.572
5403410000	Other multiple (folded)/cable yarn ofyarn of viscose rayon	77.714	962.609	523.521	3.410.720
5403420000	Other multiple (folded)/cable yarn ofof cellulose acetate	68.990	1.079.015	348.774	5.179.349
5403490000	Other artificial filament yarn	19.102	125.586	130.668	992.639
5404110000	Synth monfilament of elastomeric>=67dctx,dim.<=1mm, width<=5mm	35.070	682.360	138.510	2.624.707
5404120000	Synth.monfilmnt oth,of pypropylne>=67dctx,dim.<=1mm, width<=5mm	144	95.984	6.076	345.282
5404190000	Synth.mnfilmnt oth thn elast&plyrpln>=67dctx,dim.<=1mm, width<=5mm	94.219	1.120.247	633.448	6.962.754
5404900000	Synthetics other than filamentsexceeds 1 mm, width <= 5 mm	104.599	1.244.466	146.223	2.928.224
5405000000	Artificial monofilament >=67 dec, nocross-sect,dim>=1mm,strip and the like	0	3.969	0	97.982
5406000000	Man-made flamnt yarn(oth thn sewingthread), put up for retail sale.	7.019	110.077	20.209	534.445
5407101100	Unbleached tyre woven fabrics &conveyor duck	82.871	827.077	500.453	5.588.545
5407101900	Other unbleached other than tyre wovenfabrics & conveyor duck	10.468	769.198	171.117	7.013.970
5407109100	Tyre woven fabrics & conveyor duckof other woven fabrics of synthtcs flmnt	5.541	132.640	22.201	872.151
5407109900	Other woven fabrics of synthetics flmntobtained materials of head 54.04	10.909	240.285	67.870	2.483.395
5407200000	Woven fabric, bleached/no,obtained from strip/the like	301.978	1.742.936	2.941.333	11.993.708
5407300000	Fabrics specified in note 9 to section	3.040	58.295	42.655	716.562
5407411000	Woven nylon mesh fabric of untwistedweight >=85% of flmnt of nyln/polyamd	2.782	85.483	67.402	703.243
5407419000	Woven fabrics obtaind from high tencitymaterials of heading 54.04.	165.627	2.872.063	761.485	12.122.781
5407420000	Dyed woven fabrics weight>=85% offfilament of nylon/polyamides	159.289	2.272.710	2.229.695	27.961.502
5407430000	Woven fabrics of yarn of diff colorsweight >=85% of flmnt of nyln/polyamd	398	7.092	4.150	140.698
5407440000	Printed woven fabrics weight>=85%of flmnt of nyln/polyamds	56	65.387	115	541.135
5407510000	Woven fabrics, bleachd/no,con.>=85% of txdtd polyester flmnt	321.946	2.096.683	1.659.492	9.510.063
5407520000	Dyed woven fabrics cont.>=85% ofweight of textured polyester flmnt	783.441	7.505.405	6.058.627	60.013.668

**I.3. IMPOR MENURUT KOMODITI / IMPORT BY HS COMMODITY**  
**\*\*\*NOVEMBER / NOVEMBER 2009 \*\*\***

H S	Uraian Komoditi Commodity Description	Berat Bersih / Net Weight (Kg)		Nilai / Value C.I.F (US\$)	
		Bulan ini Current Month	Kumulatif Cum.Jan. to date	Bulan ini Current Month	Kumulatif Cum.Jan. to date
5407530000	Oth woven fabrics of yarn of diff colorweight>=85% of textrd polyester filament	13.212	517.663	89.644	2.765.869
5407540000	Printed woven fabrics cont.>=85%,weight>=85% of textrd polyester filament	162.135	1.588.323	1.240.145	13.398.246
5407610000	Oth woven fabrics, cont >=85% of byweight of non textured polyester filamnt	888.064	13.981.398	6.721.327	81.965.998
5407690000	Oth bleached/unbleached woven fabricscont.>=85% of polyester polymnts	407.370	4.162.469	3.072.157	35.789.008
5407710000	Oth woven fabric,bleachd/no,con.>=85% of txturd polyester flmnt	62.299	422.149	339.573	2.501.655
5407720000	Dyed woven fabrics cont.>=85% ofweight of synthetics filament	98.887	1.183.552	654.814	8.854.114
5407730000	Oth woven fabrics of yarn of diff color>=85% weight of synthetic filaments	10.699	91.794	79.641	712.752
5407740000	Printed woven fabrics cont.>=85%,weight of synthetics filament	14.642	325.844	85.261	1.746.760
5407810000	Woven fabrics,bleachd/no,cont.<85% weight of synth flmnt with cotton	35.870	276.857	590.807	3.206.442
5407820000	Dyed woven fabrics cont.<85% ofweight of synth flmnt with cotton	33.021	578.206	248.773	4.205.908
5407830000	Oth woven fabrics of yarn of diff colorweight<85% of synth flmnt with cotton	561	85.742	6.455	426.973
5407840000	Printed woven fabrics cont.<85%,weight of synth flmnt with cotton	16.701	404.591	118.542	2.047.461
5407910000	Woven fabric,bleachd/no,obtaindothor than synthetics/cotton filament	6.475	171.352	97.272	1.329.143
5407920000	Dyed woven fabrics obtained otherthan synthetics/cotton filaments	116.543	1.407.531	996.923	11.971.510
5407930000	Oth woven fabrics of yarn of diff colorother than synthetics/cotton filament	0	99.974	0	531.884
5407940000	Printed wiven fabrics obtained otherthan synthetics/cotton filaments	1.842	67.568	13.862	620.112
5408101000	Unbleached woven fabrics obtainedfrom high yarn of viscose rayon	8	29.906	18	284.002
5408109000	Bleached woven fabrics obtainedfrom high yarn of viscose rayon	332.699	783.473	915.402	3.138.269
5408210000	Woven fabrics, bleachd/no,cont.>=85%wght of artificial flmnts/strip	36	3.907	2.528	21.617
5408220000	Dyed woven fabrics cont.>=85%weight of artificial flmnts/strip	6.549	286.684	69.817	2.709.793
5408230000	Oth woven fabrics of yarn of diff color>=85%wght of artifcl flmnt/strip	0	5.591	0	44.454
5408240000	Printed woven fabrics cont.>=85%weight of artificial flmnts/strip of	9.552	131.730	93.120	1.122.289
5408310000	Woven fabrics,bleachd/no, obtaindof oth artificial flmnt/strip	140	14.229	450	91.533
5408320000	Dyed woven fabrics obtained of otherartificial flmnt/strip of the like	2.638	159.557	46.174	944.081
5408330000	Oth woven fabrics of yarn of diff colorobnd of oth artifcl flmnt/strip	4.915	30.328	4.644	134.778
5408340000	Printed woven fabrics obtained of otherartificial flmnt/strip of the like	0	27.565	0	209.737
5501100000	Synthetic filament tow of nylon/other polyamides	65.347	412.272	172.900	1.436.321
5501200000	Synthetic filament tow of polymers	35.802	198.229	110.721	594.623
5501300000	Synthetic filament tow of acrylic/modacrylic	2.776.739	35.212.802	6.889.760	67.857.916
5501400000	Synth. filament tow of polypropylene	0	8.750	0	27.125
5501900000	Other synthetic filament tow	38.512	309.348	323.197	1.453.446
5502000000	Artificial filament tow.artificial filament tow.	1.931.603	23.447.431	9.644.211	114.960.147
5503110000	Synthetic staple fibres of nylon/othrpolyamides of aramids	2.324	161.979	12.937	1.256.292
5503190000	Synthetic staple fibres of nylon/othrpolyamides oth thn aramids	10.716	106.161	48.970	511.508
5503200000	Synthetic staple fibres of polyesters	3.194.552	40.563.949	4.081.211	46.922.537
5503300000	Synthetic staple fibres of acrylic/modacrylic	2.138.533	24.092.613	4.770.090	50.742.408
5503400000	Synthetic staple fibres of poplypropylene	216.361	2.131.990	366.701	3.505.306
5503900010	Other synthetic staple fibres of polivinil alcohol	172.055	757.453	396.304	2.481.556
5503900090	Other synthetic staple fibres of otherthan polivinil alcohol	210.571	1.370.303	608.950	4.579.973
5504100000	Artfcl staple fibres of viscose rayon,carded/othwise procsd for spring	2.825.337	22.200.578	6.344.777	43.733.092
5504900000	Artfcl staple fibres of viscos rayonnot crded/othwise procs for spin	34.014	824.034	178.853	3.684.925
5505100000	Waste of man-made fibres ofsynthetic fibres	24.838	137.625	48.551	130.306
5505200000	Waste of man-made fibres ofartificial fibres	23	103.549	137	103.040
5506100000	Synth staple fibres of nylon/oth polyamides crded,comb othwse procs for spng	20.477	147.442	268.052	1.598.807
5506200000	Synth staple fibres of polyester crded,combed othwse procs for spinning	43.924	1.362.533	85.090	2.517.010
5506300000	Synth staple fibres of arcylic/moda-crylic combed othwse procs for spinning	96.754	559.742	245.388	1.495.026
5506900000	Oth synth staple fibres, carded, combbothwise processed for spinning.	39.577	247.211	87.537	405.910
5507000000	Artificial staple fibres, carded, combbothwise processed for spinning	126	39.370	731	542.876
5508100000	Sewing thread of man-made staplefibre of synthetic staple fibres for rta	697.866	2.695.114	2.245.198	11.142.168
5508200000	Sewing thread of man-made staplefibre of artficial staple fibres for reta	28.729	102.479	374.502	1.811.835
5509110000	Single yarn cont >=85% by weight ofstaple fibres of nylon/oth polyamides	0	2.451	0	66.912
5509120000	Multiple/cabled yarn cont>=85% bywght of staple fibre of nylon/oth poly	584	23.362	766	35.069
5509210000	Single yarn cont >=85% by weight ofpolyester staple fibres	43.106	1.066.618	73.573	1.977.867
5509220000	Multiple (folded)/cabled yarn cont.>=85% of polyester staple fibres	174.242	1.655.121	661.904	4.135.055
5509310000	Single yarn cont >=85% by weight ofacrylic/modacrylic staple fibres	0	123.050	0	306.109
5509320000	Multiple/cabled yarn cont>=85% byweight of acrylic/modacrylic staple fbrs	0	118.169	0	519.339
5509410000	Single yarn cont >=85% by weight ofsynthetic staple fibres	0	8.261	0	44.838
5509420000	Multiple (folded)/cabled yarn cont.>=85% of synthetic staple fibres	1.543	35.002	17.917	419.000
5509510000	Oth yarn of polyester staple fibresmixed mainly with artificial staple fbrs	40.316	400.771	100.521	1.006.680
5509520000	Oth yarn of polyester staple fibresmixed wool/animal hair	0	5.912	0	56.033
5509530000	Oth yarn of polyester staple fibreswith cotton	0	433.642	0	1.371.770
5509590000	Oth yarn of polyester staple fibresoth than mixed mainly	28	36.425	86	93.866
5509610000	Oth yarn of acrylic/modacrylicstaple fbr mixed with wool/animal hair	30	2.752	1.386	50.551
5509620000	Oth yarn of acrylic/modacrylicstaple fibre mixed with cotton	0	10.268	0	59.090
5509690000	Oth yarn of acrylic/modacrylicstaple fibre oth thn cotton&animal hair	8.237	135.472	71.525	841.025
5509910000	Other yarn mixed mainly ot solelywith wool/animal fine hair	0	928	0	10.501
5509920000	Other yarn mixed mainly/solely withcotton	0	4.524	0	57.535
5509990000	Other yarn of synthetic staple fibresoth thn mix with animal hair&cotton	7.525	244.386	39.496	872.561
5510110000	Single yarn cont >=85% by weight ofartificial staple fibres	312.742	1.871.810	909.919	5.164.797
5510120000	Multiple/cabled yarn cont.>=85%by weight/artificial staple fibres	0	275	0	3.055
5510200000	Oth yarn, mixed mainly/solely withcont>=85% of weight of artficial stpl fbr	188	4.844	2.740	40.529
5510300000	Other yarn, mixed mainly/solelycont>=85% of weight of cotton	3.849	67.862	87.741	1.036.495



**I.3. IMPOR MENURUT KOMODITI / IMPORT BY HS COMMODITY**  
**\*\*\*NOVEMBER / NOVEMBER 2009 \*\*\***

H S	Uraian Komoditi Commodity Description	Berat Bersih / Net Weight (Kg)		Nilai / Value C.I.F (US\$)	
		Bulan ini Current Month	Kumulatif Cum.Jan. to date	Bulan ini Current Month	Kumulatif Cum.Jan. to date
5510900000	Other yarn of artificial staple fibrescont>=85% of weight of cotton	5.153	184.676	26.535	1.106.106
5511100000	Yarn of synthetic staple fibres, cont.>=85% weight of such fibres	37.532	287.484	245.533	1.477.363
5511200000	Yarn of synthetic staple fibres, cont.<85% weight of such fibres	33	3.323	185	63.023
5511300000	Yarn of artificial staple fibres put upfor retail sale	1.642	38.976	23.646	456.069
5512100000	Woven fabrics of synthetic staple fibrecont>=85% weight of polyester staple fbr	19.107	671.649	52.057	3.030.889
5512190000	Woven fabrcs of synth staple fbr cont>=85% wght,oth than polyester stple fbr	101.251	1.984.024	750.911	11.164.315
5512210000	Woven fabrics of synthetic staple fibrecont>=85% weight of acrylic/mdcrylic	973	5.389	20.330	100.874
5512290000	Woven fabrcs of synth staple fbr cont>=85% wght of oth thn acrylic/mdcrylc	44.814	343.256	589.114	3.635.932
5512910000	Oth woven fabrics of synth stple fibrecont>=85% weight of acrylic/mdcrylic	17	41.309	189	486.147
5512990000	Oth woven fabrics cont>=85% of wghtof acrylic/modacrylic staple fibres	11.966	135.112	262.554	2.007.626
5513110000	Woven fbrcs of polyester staple fibresplain weave <=85% mix w/cotton <170g/m	60.662	1.158.671	268.276	6.089.455
5513120000	3-thread /4-thread twill, incl twillpolyester staple fibres <=85% w/cotton	4.983	251.043	52.889	1.981.045
5513130000	Oth woven fbrcs of polyester stple fbr<=85% mixed wght <170 g/m of cotton fbr	567	98.624	4.677	878.209
5513190000	Oth woven fabrics <85% mixed cottonweight <170 g/m of cotton	61.086	340.023	282.340	2.002.685
5513210000	Dyed polyester staple fbrs, plain weavestaple fbrs<85%, cotton >170 g/m,dyed	182.683	1.368.903	1.139.101	8.024.299
5513230000	Oth dyed woven fabrics of polyesterstaple fibres <85%, cotton<170 g/m	29.248	284.424	48.527	1.609.357
5513290000	Oth woven fabrics <85% such fibres,mixed cotton <170 g/m	31.381	252.538	328.526	2.345.788
5513310000	Wvn fabrics of yarn of diff color ofpolyester stpe fbrs,plain weave<85% fbrs	47.047	451.851	227.320	1.311.365
5513390000	Oth woven fabrics<85% of such fibresweight <170 g/m of cotton	76.456	456.376	684.233	4.161.429
5513410000	Printed polyester staple fibres, plainweave <85% of fbr, cotton>170 g/m	562.464	5.737.400	670.532	7.191.219
5513490000	Other woven fabrics<85% of fibresweight <170 g/m of cotton	102.157	1.351.909	551.126	5.213.142
5514110000	Woven fbrcs of polyester staple fibresplain weave <=85%,cotton >170g/m	5.497	32.522	45.879	288.812
5514120000	Bleached or no,3 or 4-thread twill,polyester stpl fbrs<85%,cotton>170g/m2	2.119	37.909	9.311	400.427
5514190000	Other woven fabrics<85% of fibresmixed weight >170g/m of cotton	187.130	2.498.582	686.692	10.554.093
5514210000	Dyed polyester staple fbrs, plain weavestaple fbrs<85%, cotton >170 g/m,dyed	5.810	28.797	29.364	140.127
5514220000	Dyed, 3 or 4-thread twill, incl. twillpolyester stpl fbrs<85%,cotton>170g/m2	4.272	117.422	26.784	670.676
5514230000	Oth dyed woven fabrics of polyesterstaple fbre<85%, cotton >170 g/m,dyed	9.822	127.960	29.889	424.988
5514290000	Other woven fabrics<85% of fibresmixed weight >170g/m of cotton , dyed	31.834	310.557	152.113	2.296.686
5514300000	Woven fabrics of synth stple fibre<85%, cotton >170 g/m, diff color	62.970	123.547	352.840	555.372
5514410000	Printed polyester staple fibres, plainweave <85% of fbr, cotton >170 g/m	6.978	60.537	91.506	360.199
5514420000	Prnt 3-thread/4-thread twill,incl twlpolyester stple fbr<85%, cotton >170g/m	79.175	271.607	367.388	1.457.615
5514430000	Oth printd woven fabrics of polyesterstpl fbr <85%, cotton >170 g/m	1.483	37.786	6.000	241.448
5514490000	Other printed woven fabrics<85% suchfibres, weight >170 g/m of cotton	1.249	744.942	16.688	3.947.183
5515110000	Oth woven fabrcs of synth stple fbrs ofpolyester stpl fbr mixed w/viscose rayon	216.425	2.150.867	1.544.285	21.240.209
5515120000	Oth woven fabrcs of synth stple fbrs ofpolyester stpl fbr mixed w/m-made filmnt	48.074	240.227	296.291	1.256.548
5515130000	Oth woven fabrcs of synth stple fbrs ofpolyester stpl fbr mix w/wool/anml hair	27.431	168.744	176.881	2.080.664
5515190000	Other woven fabrics of synth stple fbrof other polyester staple fibres	120.546	758.044	698.224	6.652.769
5515210000	Oth wvn fbrcs of acrylic/modacrylicmixed/solely with man-made filament	7.122	21.878	111.858	643.792
5515220000	Oth wvn fbrcs of acrylic/modacrylicmixed/solely w/wool/fine anml hair	0	3.025	0	29.420
5515290000	Oth wvn fbrcs of acrylic/modacrylic mixw/other than man-made filmnt/wool	6.180	104.726	54.082	753.203
5515910000	Oth woven fabrics mixed mainly/solelyman-made filaments	4.732	10.742	40.137	126.513
5515990000	Oth woven fabrics mixed mainly/solelywith other than man-made filmnt/wool	30.005	197.317	208.344	1.764.255
5516110000	Unbleached/bleached woven fabrics ofartificial staple fibre;weight>=85%	48	29.698	402	186.529
5516120000	Dyed fbrcs of artificial staple fibre;weight>=85% of artificial staple fibres	10.965	191.200	146.428	1.140.539
5516130000	Woven fabrics of yarns of diff colorweight>=85% of artificial staple fibres	0	8.861	0	95.018
5516140000	Printed woven fabrics of yarns of diffcolor; wght>=85% of artificial staple fb	9.845	124.517	76.110	1.078.841
5516210000	Un/bleached woven fabrics of artificialstaple fibre mix m-m-f;weight<85%	0	8.581	0	105.382
5516220000	Dyed woven fabrics of artificialstaple fibre mix m-m-f;weight<85%	12.190	218.472	164.644	2.751.075
5516230000	Woven fabrics of yarn of diff colorartificial staple fibre;weight<85%	0	25.070	0	240.883
5516240000	Printed woven fabrics of artficl staplefibre mixed with m-m-f;weight<85%	1.039	16.794	14.885	168.854
5516320000	Dyed woven fabrics of artificial staplefibre mixed with wool;weight<85%	152	46.835	4.809	457.137
5516340000	Printed woven fabrics of staple fibremixed with wool;weight<85%	0	3	0	71
5516410000	Un/bleached woven fabrics of artificialstaple fibre mixed cotton;weight<85%	0	1.320	0	12.992
5516420000	Dyed woven fabrics of artificial staplefibre mixed with cotton;weight<85%	970	20.255	7.795	212.603
5516430000	Woven fabrics of yarn of diff colorsmixed with cotton;weight<85%	2.317	82.302	17.218	469.316
5516440000	Printed woven fbrcs of artficl staplefibre mixed with cotton;weight<85%	32.810	36.307	158.780	180.672
5516910000	Other un/bleached woven fabrics ofstaple fbr mixed w/cotton;weight<85%	0	9.860	0	58.145
5516920000	Other dyed woven fabrics of artificialstaple fibre mixed cotton;weight<85%	4.817	60.756	111.435	563.295
5516930000	Oth woven fabric of yarn of diff colorsstaple fibre mixed cotton;weight<85%	3.973	29.364	41.945	231.573
5516940000	Other printed woven fabrics of artficalstaple fibre mixed cotton;weight<85%	0	40.917	0	414.271
5601100000	Sanitary towels & tampons, napkinsliners for baby&similar sanitary article	22.899	57.303	55.000	153.194
5601210000	Wadding & its articles of man-madefibres	24	10.380	1.567	136.463
5601221000	Wrapped cigarette tow of man-madefibres	0	4.333	0	36.429
5601229000	Other wrapped cigarette tow of man-made fibres	9.985	59.290	53.626	443.683
5601290000	Wrapped cigarette tow of other thanman-made fibres	45.973	430.930	53.336	1.518.759
5601301000	Polyamide fibre flock of waddingmaterial not exeeding 5 length.	13.895	70.074	60.479	295.086
5601309000	Textile flock & dust mill neps otherthan polyamide fibre flock;<=5 flock	9.965	38.164	111.369	359.833
5602100000	Needleloom felt & stitch-bonded fibrecovered/laminated.	98.458	1.085.958	632.762	6.857.808
5602210000	Oth felt of wool/fine animal hair,notimpregnated,coated,covered	309	4.297	15.798	101.941
5602290000	Oth felt of oth textile materials,notimpregnated,coated,covered	2.071	34.968	62.562	566.719
5602900000	Felt, oth thn needleloom&oth felt notimpregnated, coated, covered	16.403	159.746	51.778	702.373
5603110000	Non woven of man-made filament, notimprgnatd,cvred/lminated;wght<=25g/m	426.655	4.438.922	1.312.497	14.665.172

**I.3. IMPOR MENURUT KOMODITI / IMPORT BY HS COMMODITY**  
**\*\*\*NOVEMBER / NOVEMBER 2009 \*\*\***

H S	Uraian Komoditi Commodity Description	Berat Bersih / Net Weight (Kg)		Nilai / Value C.I.F (US\$)	
		Bulan ini Current Month	Kumulatif Cum.Jan. to date	Bulan ini Current Month	Kumulatif Cum.Jan. to date
5603120000	Non woven of m-m-f, not imprgnated,covred/lminated; 25g/m<weight<70g/m	447.732	2.212.126	2.041.799	10.104.672
5603130000	Non woven of m-m-f, not imprgnated,covred/lminated; 70g/m<weight<150g/m	192.009	1.761.596	920.636	6.376.267
5603140000	Non woven of m-m-f, not imprgnated,covred/lminated; weight>150g/m	290.675	3.169.917	3.323.288	18.672.158
5603910000	Non woven of other, weight=<25g/m2	378.725	4.055.799	933.887	9.134.213
5603920000	Non woven of other25g/m2 < weighing =<70g/m2	149.123	2.031.930	715.424	6.933.611
5603930000	Non woven of other70g/m2 < weighing =<150g/m2	15.152	243.189	140.877	1.369.276
5603940000	Non woven of other, weight=<150g/m2	238.673	2.606.323	1.100.826	14.559.519
5604100000	Rubber thread & cord, textile coveredand the like head 5404/5405	72.165	812.506	276.290	3.817.953
5604900000	Oth thn rubber thread&cord, textilecoverd&the like head 5404/5405	13.992	1.341.218	111.149	2.843.647
5605000000	Metallised yarn, whether/not gimped,metallised yarn, whether/not gimped,	13.347	152.728	79.658	745.529
5606000000	Gimped yarn, strip & the like of headgimped yarn, & strip & the like of headi	22.732	1.115.361	65.353	2.443.329
5607210000	Binder/baler twine of sisal/othertextile fibres of genus agave	45.689	126.396	19.812	369.148
5607290000	Othr binder/baler twine of sisal/othertextile fibres of genus agave	41.368	687.445	204.703	1.553.668
5607410000	Binder/baler twine of polyethylene/polypropylene	6.524	39.083	24.170	253.515
5607490000	Gimp yarn,oth thn binder/balertwine,of polyethyln/polypropyln	496.703	6.190.372	735.992	7.685.079
5607501000	V-belt cord of man-made fibres treatedresorcinol formaldehyde>=10000 dec	11.789	184.804	137.104	1.772.211
5607509000	V-belt cord of othr synth fbrs treatedmeasuring more than 10,000 decitex	66.880	853.322	156.182	2.898.342
5607901000	Other gimped yarn, of artificialsfibres, like of heading 5404/5405	5.909	119.751	76.289	1.087.257
5607902000	Other gimped yarn, of abaca/othhard fbrs,like of headng 5404/5405	292	10.548	3.219	145.093
5607909000	Other gimped yarn, oth thn of abacaand artificials fibres	93.643	1.014.626	232.373	1.905.740
5608110000	Made up fishing net of man-made textilematerials	277.835	2.720.967	430.137	3.809.724
5608192000	Net bags of man-made textile material	18.115	170.516	57.608	633.799
5608199000	Knotted of twine,oth than man-madetexti. matr.,fishg net&net bags	72.979	206.420	233.557	709.403
5608900000	Other knotted of twine,cordage/ropemade up fishg net and oth	93.630	816.023	209.888	2.237.126
5609000000	Articles of yarn,strip/the like of head5404/5405,twine,cordage,rope/cable	79.366	1.016.869	220.741	3.045.761
5701100000	Articles of yarn,like of head. 5404/5405,of wool/fine animal hair	582	12.502	15.985	134.377
5701901000	Articles of yarn,like of head. 5404/5405,of cotton, oth text.matr.	0	4.615	0	48.653
5701909000	Articles of yarn,like of head. 5404/5405,oth than cotton, oth text.matr.	758	17.386	1.200	21.896
5702100000	Kelem,schumacks,karamanie&smlarhand-woven rugs, not tufted/flocked	0	682	0	12.010
5702200000	Floor covering of coconut fibres (coir)not tufted/flocked	4.860	65.288	3.675	69.869
5702310000	Floor cov of pile construct of wool/fineanimal hair,not made up, not tufted/floc	4.640	7.388	16.000	100.504
5702320000	Floor cov of pile construct of man-madetxt mat, not made up,not tufted/flocked	15.698	156.225	44.923	265.776
5702391000	Floor cov of pile construct of cottonnot made up, not tufted/flocked	0	21.378	0	109.255
5702399000	Floor cov of pile construct of othertextile materials, not made up,not tuft	181	34.943	1.864	151.575
5702420000	Oth floor cov.of pile construct made up,of man-made textile matrsl	187.435	1.894.392	394.891	3.396.132
5702491000	Oth floor cov.of pile construct made up,of cotton,oth textile matrsl	48	96.695	354	56.244
5702492000	Oth floor cov.of pile construct made up,of jute fibres,oth textile matrsl	0	431	0	1.545
5702499000	Oth floor cov.of pile construct made up,oth thn cotton&jute,oth textile matrsl	0	4.040	0	5.549
5702920000	Oth floor cov.not of pile construct,made up,of man-made textl matrsl	10.027	108.785	12.191	119.926
5702991000	Oth flr cov.not of pile cnstrct,made upof cotton,oth textile matrsl	0	800	0	1.830
5703100000	Carpet&oth txtl flr cov.,tufted, whthr/not made up, of wool/fine anim.hair	828	2.382	10.449	45.224
5703200000	Carpet&oth txtl flr cov.,tufted, whthr/not made up,of nyln/oth plyamid	88.077	796.123	263.101	2.153.656
5703300000	Carpet&oth txtl flr cov.,tufted, whthr/not made up,of oth man-md-txtl mtrsl	181.299	1.970.278	494.900	5.493.804
5703901000	Carpet&oth txtl flr cov.,tufted, whthr/not made up,of cotton,oth textile matrsl	272	46.076	1.862	139.719
5703902000	Carpet&oth txtl flr cov.,tufted, whthr/not made up,of jute fbrs,oth txtl mtrsl	2	6.070	8	23.524
5703909000	Carpet&oth txtl flr cov.,tufted, whthr/nt md up,not cttn&jute fbr,oth txtl mtrl	4.851	16.927	10.034	151.480
5704100000	Tiles, having a surface <=0,3m,felt,notuffed/flocked,made up/not	0	223	0	6.157
5704900000	Tiles, having a surface >0,3m,felt,nottuffed/flocked,made up/not	194.753	1.700.525	302.327	2.454.840
5705100000	Oth carpet&oth txtl flr cov.,whthr/not made, of cotton	24.402	34.665	22.615	50.162
5705200000	Oth carpet&oth txtl flr cov.,whthr/not made, of jute fibres	0	39	0	1.940
5705900000	Oth carpet&oth txtl flr cov.,whthr/not made,oth thn cotton&fibres	165.949	1.412.288	240.621	2.024.868
5801100010	Woven pile&chenille fbrc,of wool/fine animals hairs,melton cloth(tennis)	6.822	88.149	98.827	997.612
5801100090	Woven pile&chenille fbrc,of wool/fine anml hairs,oth melton cloth(tennis)	817	8.779	2.605	63.348
5801210000	Uncut weft pile fabrics of cotton otherthan fabrics of head 5802/5806	2.042	20.255	17.064	220.515
5801220000	Cut corduroy of cotton oth than fabricof head 5802/5806	26.730	825.786	135.721	5.841.256
5801230000	Oth weft pile fabrics of cotton oth thnfabrics of head 5802/5806	3.907	24.631	14.292	157.160
5801240000	Warp pile fabrics, epingle£(uncut) ofcotton oth than fabrics of head 5802/06	0	2.384	0	19.051
5801250000	Warp pile fabrics of cotton, cut, otherthan fabrics of head 5802/5806	0	66.184	0	449.414
5801260000	Chenille fabrics of cotton other thanfabrics of head 5802/5806	0	8.727	0	56.734
5801310000	Uncut weft pile fbrcs of man-made fbrsother than fabrics of head 5802/5806	1.130	29.537	7.865	129.180
5801320000	Cut corduroy of man-made fibres otherthan fabrics of head 5802/5806	32	62.461	137	407.113
5801330000	Oth weft pile fabrics of man-made fbrsother than fabrics of head 5802/5806	0	43.292	0	347.701
5801340000	Warp pile fbrcs, epingle(uncut) of man-made fbrs othr thn fabric of head 5802/06	0	1.344	0	9.085
5801350000	Warp pile fabrics of man-made fbrs,cut,other than fabrics of head 5802/5806	24.810	93.211	205.676	733.366
5801360000	Chenille fabrics of man-made fribesother than fabrics of head 5802/5806	164	110.972	2.248	270.789
5801901000	Othr carpet & text floor covrng of silkthan fabrics of head 5802/5806	85	7.750	1.141	59.211
5801909000	Othr carpet & text floor covrng of oththan silk/fabrics of head 5802/5806	17.924	285.580	115.377	1.661.276
5802110000	Unbleachd terry towelling&smlar wovenfabrcs of cotton oth than head 5806	183	48.934	9.364	219.318
5802190000	Bleachd terry towelling&smlar wovenfabrcs of cotton oth than head 5806	10.615	130.632	65.360	769.368
5802200000	Terry towelling & imilar ofothr textilematr fabrcs of cotton oth than head 5806	621	373.328	2.907	2.040.372
5802300000	Tufted textile fabrics of cotton otherthan fabrics of head 5806	0	335.442	0	1.747.558
5803001000	Gauze, oth thn narrow fbrcs of heading58.06, of cotton	27.818	214.588	284.129	2.319.530

**I.3. IMPOR MENURUT KOMODITI / IMPORT BY HS COMMODITY**  
**\*\*\*NOVEMBER / NOVEMBER 2009 \*\*\***

H S	Uraian Komoditi Commodity Description	Berat Bersih / Net Weight (Kg)		Nilai / Value C.I.F (US\$)	
		Bulan ini Current Month	Kumulatif Cum.Jan. to date	Bulan ini Current Month	Kumulatif Cum.Jan. to date
5803009000	Gauze, oth thn narrow fbrcs of heading58.06, oth thn cotton	1.315	92.293	21.325	980.884
5804101000	Tulles & other net fabrics of silk,notincl woven fabrics of head 6002 to 6006	916	32.403	14.175	487.066
5804102000	Tulles & other net fbrcs of cotton,notincl woven fabrics of head 6002 to 6006	0	4.165	0	75.282
5804109000	Tulles&oth net fbrc oth than silk/cottoninc woven fabrics of head 6002 to 6006	16.647	292.031	139.042	2.126.689
5804210000	Mechanically made lace of man-made fbrsexcl fabrics of head 6002 to 6004	29.477	354.971	887.872	9.941.803
5804290000	Mechanically made lace of oth textilemat. excl fabrics of head 6002 to 6004	35.227	341.691	602.520	10.802.137
5804300000	Mechanically hand-made lace excl.fabricof head 6002 to 6004	4.268	462.352	62.116	1.523.582
5805001000	Hand-woven tapestries of cotton, whetheror not made up	668	5.254	6.332	77.577
5805009000	Hand-woven tapestries of other thancotton, whether/not made yp	0	32.763	0	55.464
5806101000	Woven pile fabrics of silk other thangoods of head 5807	2.813	114.780	33.824	1.380.726
5806102000	Woven pile fabrics of cotton otherthan goods of head 5807	584	41.759	6.754	461.894
5806109000	Woven pile fabrics of other than silk/cotton other than goods of head 5807	9.395	99.827	67.948	1.074.494
5806200000	Oth woven fabrics;weight>=5% of elasto-meric yarn/thread	125.141	1.106.673	2.318.573	18.538.807
5806311000	Narrow woven fabrics of cotton for mfgof inkd ribbon oth thn goods of head 580	705	20.023	14.974	450.212
5806312000	Backing for electrical insulating paperother than good of head 5807	2.022	6.213	33.035	124.157
5806313000	Slide fastener ribbons;width<=12mmother than good of head 5807	5.769	188.145	35.114	1.048.993
5806314000	Webbings used in covering piping, polesand the like but goods of head 5807	5.175	61.599	26.320	493.146
5806319000	Other woven fabrics excluding goods ofhead 5807	15.589	110.172	532.173	2.518.929
5806321000	Narrow woven fabrics of man-made fibresfor seat belt webb excl goods of head 58	51.695	631.754	431.095	5.767.393
5806322000	Slide fastener ribbon;width<=12mm of mfor seat belt webb excl goods of head 58	2.183	22.243	44.473	340.670
5806323000	Webbings used in covering piping, poles,other than good of head 5807	74	17.012	3.211	65.933
5806329000	Woven fbrcs of oth than cotton/man-madefbr other than goods of head 5807	149.980	1.606.554	1.226.624	11.514.785
5806391000	Woven fabrics of silk other than goodsof head 5807	119	11.193	1.340	155.069
5806399010	Woven fabrc for covering,piping, poles,other than goods of head 5807	3.968	26.520	46.177	291.192
5806399020	Narrow woven fabrics for mfg of ribbonstypewitr, no ink oth than good of head	18.641	23.483	156.727	196.875
5806399030	Narrow fabrics used for slide fastener;width<=12mm	0	1.622	0	18.688
5806399090	Narrow fabrics used for slide fastener;width>12mm	11.438	109.771	179.556	1.369.990
5806400000	Fabrics consist of warp without assbldby means of an adhesive	1.329	5.929	27.231	78.955
5807100000	Labels,badges, similar mat of woven,inpiece,strip,shape/size,not embroidere	197.544	2.097.364	3.013.587	33.052.381
5807900010	Labels,badges, similar mat of non wovenfbr in piece,strip,shape/size,not emb	37.442	382.021	483.038	4.147.589
5807900090	Labels,badges, similar mat of oth wovenfbr in piece,strip,shape/size,not emb	45.756	421.794	396.243	4.618.699
5808101000	Braid in the piece combined with rubberthreads, without embroidery, not knit/cr	7.069	181.340	57.736	2.753.638
5808109000	Braids not in the piece combined withthreads, without embroidery, not knit/cr	1.541	33.453	60.323	879.301
5808901000	Oth braids combined with rubber threadswithout embroidery, not knittd/crocheted	32.735	391.889	216.219	3.421.933
5808909000	Oth braid combined with oth than rubberthreads, without embroidery, not knit/cr	11.571	180.096	79.276	850.027
5809000000	Woven fabrics of metal thread & wovenfbrs of metallised yarn of head 5605	691	44.106	14.554	382.114
5810100000	Embroidery without visible ground,in piein strip motifs	63	9.055	3.241	161.693
5810910000	Embroidery of cotton, without visiblegorund in piece,in strip motifs	58.441	553.065	1.065.602	8.594.183
5810920000	Embroidery of man-made fibres, withoutvisible goround,in piece,in strip motifs	59.100	760.114	910.909	6.761.097
5810990000	Embroidery of other textile material,visible goround,in piece,in strip motifs	143.498	1.175.065	1.368.326	11.160.824
5811000000	Quilted textile prods in the piece,with mat aseembld oth than embdrdy of 5	2.392	89.616	43.769	847.668
5901100000	Textile fabrics coated w/gum/amylaceused for covers books and the like	15.357	84.517	73.371	552.000
5901901000	Textile fabrics coated w/gum/amylacefor tracing cloth	924	48.234	8.223	270.114
5901902000	Textile fabrics coated w/gum/amylaceprepared painting canvas	10	27.751	423	139.771
5901909000	Textile fabrics coated w/gum/amylacefor other than tracing cloth/paintg c	6.849	137.123	59.171	517.507
5902101000	Chafar canvas type of nylon/oth poly-amides, high tenacity, rubberised	61.034	301.315	435.917	2.047.158
5902109000	Chafar canvas type of nylon/oth poly-amides, high tenacity, not rubberised	1.103.665	8.196.750	4.261.016	32.481.044
5902202000	Chafar canvas type of polyester, highnylon, tenacity, rubberised	1.732	34.678	24.206	203.680
5902209000	Chafar canvas type of polyester, highnylon, tenacity, not rubberised	453.451	3.965.810	1.828.755	15.707.027
5902900000	Tyre cord fabric of high tenacity yarn,oth thn nylon/oth polymrd&polystr	419	143.220	21.079	352.629
5903100000	Textile fabrics impregnat,coat.coverwith polyvinyl chloride	1.096.524	17.538.935	1.374.952	20.816.288
5903200000	Textile fabrics impregnat,coat.coverwith polyurethane	509.523	5.715.165	3.779.868	50.145.025
5903901000	Impregnated textile fbrcs of nylon canvcoated with plastics oth than of head 59	44.523	544.266	329.249	4.365.790
5903909000	Oth imprgntd text fbrc of oth han nyloncanvas coated w/plastic oth thn of head	315.795	2.411.509	2.186.276	18.921.905
5904100000	Linoleum, cut to shape/not,coatingapplied on textile backing	8.066	16.819	36.692	71.880
5904900000	Oth linoleum, cut to shape/not,coating applied on textile backing	54	8.100	513	56.513
5905000000	Textile wall coverings.textile wall coverings.	1.726	30.409	2.547	50.842
5906100000	Adhesive tape;width<=20cm, oth than ofheading 5902	16.148	245.310	165.894	2.460.127
5906910000	Knitted/crocheted linoleum, whetherof not to shape	62.902	522.854	311.740	2.637.781
5906991000	Linoleum for hospital rubber sheeting,whether/not cut to shape.	0	2.728	0	34.777
5906999000	Linoleum not for hospital rbr sheetinwhether/not cut to shape.	60.573	705.905	262.673	3.921.011
5907001000	Fabrics impregnated,coated/covered oilof oil-based preparation	5.488	10.138	59.237	314.250
5907003000	Textile fbrcs impregnated, coated/covrwith fire resistant chemical	0	185	0	1.779
5907004000	Fabrics imprgntd,coated/covered flockvelvet, the entire surface of textile fl	2.764	112.918	26.469	653.379
5907006000	Fabrics impregnated,coated/covered othmaterials	144.107	532.420	220.384	942.826
5907009000	Othe textile fabrics not impregnated,covered with othe materials	9.539	53.659	151.000	682.849
5908001000	Wick; incandescent gas mantleswhether/not impregnated	8.252	42.273	24.946	163.266
5908009000	Textile oth than wick; incandescent gasmantles, whether/not impregnated	17	7.792	160	68.676
5909001000	Fire hoses and similar textile tubing	61.861	360.781	188.210	1.485.248
5909009000	Othe textile hosepiping & similartextile tubing	46.087	422.282	58.923	976.198
5910000000	Transmssn/convyr belts/belting,of textl matr, whether/not impregnated,	12.052	271.965	256.629	2.670.809
5911100000	Textile fabrics, felt&felt-lined wovencoated with rubber,leather/oth materi	70.588	768.923	879.927	10.505.420

**I.3. IMPOR MENURUT KOMODITI / IMPORT BY HS COMMODITY**  
**\*\*\*NOVEMBER / NOVEMBER 2009 \*\*\***

H S	Uraian Komoditi Commodity Description	Berat Bersih / Net Weight (Kg)		Nilai / Value C.I.F (US\$)	
		Bulan ini Current Month	Kumulatif Cum.Jan. to date	Bulan ini Current Month	Kumulatif Cum.Jan. to date
5911200000	Bolting cloth, whether/not made up	16.014	90.163	91.839	1.100.252
5911310000	Textile fabrics&felts;weight< 650 g/m,in making/similar machinery	25.398	120.191	1.223.289	8.484.204
5911320000	Textile fabrics&felts;weight>= 650 g/m,in making/similar machinery	44.760	515.653	2.740.967	28.523.082
5911400000	Straining cloth of a kind used in oilor the like incl that of hair	72	12.421	360	141.878
5911901000	Textile packings & gaskets used inmaking/similar machinery	5.742	78.338	20.578	521.593
5911909000	Othe than textile packings & gasketsused in making/similar machinery	111.369	1.121.489	1.126.747	11.147.728
6001101000	Unbleached long pile, knitted/crocheted,mercerised	20.082	89.112	114.392	610.977
6001109000	Bleached long pile, knitted/crocheted,not mercerised	9.606	152.725	82.961	1.335.973
6001210000	Looped pile fabrics of cotton,knitted/crocheted	59.547	272.590	310.763	1.829.496
6001220000	Looped pile fabric of man made fibre,knitted/crocheted	21.181	308.708	134.697	2.490.712
6001290000	Looped pile fabric of oth texts matrls,knitted/crocheted	4.482	120.029	50.664	827.320
6001910000	Oth pile fabrics, of cotton,knitted/crocheted	2.771	484.257	32.269	2.889.585
6001921000	Oth pile fabrics, of man made fibres,unbleached	45.977	664.642	496.594	3.816.634
6001929000	Oth pile fabrics, of man made fibres,othe than unbleached	142.915	1.150.984	823.397	6.280.793
6001991000	Unbleached fabrics of othe textilematerials,not mercerised	18.371	65.871	137.273	540.982
6001999000	Bleached fabrics of othe textilematerials,not mercerised	30.124	316.614	249.021	2.075.014
6002400000	Knit/croch fbrcs;weight>5% of elastomeyarn,no rubber thread, oth than of head	216.670	2.986.090	1.655.926	23.866.460
6002900000	Knit/croch fbrcs;weight<5% of elastomeyarn,no rubber thread, oth than of head	946.283	12.476.782	7.909.218	102.681.517
6003100000	Knit/croc fbrcs of wool/fine animalhair, width<=30cm oth than 6001/6002	27	22.390	249	164.719
6003200000	Knit/crocheted fabrics of cottonwidth<=30cm oth than 60.01/60.02	1.663	297.125	36.310	1.617.057
6003300000	Knit/crocheted fabrics of syntheticfibr, width<=30cm oth than 6001/6002	3.624	294.514	63.162	2.580.230
6003400000	Knit/crocheted fabrics of artificialwidth<=30cm oth than 60.01/60.02	1.963	10.457	29.641	149.305
6003900000	Othr knit/croc fabrics, width<=30cmoth than 60.01/60.02	22.416	283.302	154.052	1.903.979
6004101000	Knitted swimwear fabric;weight 80%synth yarn; 20% elastic yarn	694.829	4.623.342	5.594.611	38.459.554
6004109000	Knitt/crochet fabr, width<=30cmcon.>20%, oth thn of heading 6001	755.002	6.794.033	5.458.867	46.878.872
6004900000	Othe knitted/crocheted fabrics; width<=30cm othe than of heading 6001	80.587	1.130.350	768.753	11.489.042
6005210000	Warp knit fabrics of cotton othe thanof heading 60.01-60.04	25.512	229.867	200.534	1.702.054
6005220000	Dyed warp knit fabrics of cotton othethan of heading 60.01-60.04	19.604	267.247	121.182	2.062.412
6005230000	Warp knit fabrics of yarn of diff coloroth than of heading 60.01-60.04.	2.684	279.529	38.702	2.261.344
6005240000	Printed warp knit fabrics of cotton oththan of heading 60.01-60.04	33.533	553.402	279.536	4.157.366
6005311000	Wrp knit fbr, of synthc,bleach/no,swimwr, of polyester&polybutylene	19.537	143.217	245.297	1.260.761
6005319000	Wrp knit fbr, of synthc,bleach/no,oth thn swimwr, of polystr&polybutyl	215.315	2.038.080	1.369.169	15.527.268
6005321000	Warp knit fabr, of synthc,dyed,swimwr, of polyester&polybutylene	92.671	819.461	870.909	6.882.047
6005329000	Warp knit fabr, of synthc,dyed,oth thn swimwr, of polystr&polybutyl	153.958	1.750.619	1.276.068	13.790.945
6005331000	Wrp knit fbr, of synthc,yarn diff cls,swimwr, of polyester&polybutylene	9	13.570	42	173.074
6005339000	Wrp knit fbr, of synthc,yarn diff cls,oth thn swimwr, of polystr&polybutyl	110.860	681.539	1.335.032	8.654.407
6005341000	Warp knit fabr, of synthc,printed,swimwr, of polyester&polybutylene	0	15.449	0	134.687
6005349000	Warp knit fabr, of synthc,printed,oth thn swimwr, of polystr&polybutyl	173	168.229	2.410	501.183
6005410000	Warp knit fabrics of artifical fibres ofthan of heading 60.01-60.04	0	1.745	0	18.696
6005420000	Dyed warp knit fabrics of artifical fibroth than of heading 60.01-60.04.	5.671	51.738	51.186	334.890
6005430000	Warp knit fbr, of artfcl fbrs yarn ofdiff cls,oth than of heading 60.01-60.04	0	170	0	3.082
6005440000	Printed warp knit fabrics of artificialoth than of heading 60.01-60.04.	0	2.443	0	4.037
6005900000	Oth warp knit fabrics oth than ofheading 60.01-60.04	38.684	505.292	270.841	3.010.355
6006100000	Oth knit/crochtd fbrcs of wool/fineanimal hair oth than of head 6001-6004	37.116	420.852	346.760	5.314.558
6006210000	Oth knit/crochtd fbrcs of cottonoth than of heading 60.01-60.04.	27.089	895.924	164.421	6.584.445
6006220000	Oth dyed knit/crochtd fbrcs of cottonoth than of heading 60.01-60.04.	2.548.373	21.028.988	18.909.617	143.965.046
6006230000	Oth knit/crochtd fbrcs of yarn of difcolor oth than of heading 60.01-60.04	119	156.676	371	972.873
6006240000	Oth printed knit/crochtd fbrcs ofcotton oth than of heading 60.01-60.04.	90.663	780.692	626.233	6.370.187
6006311000	Oth warp knit fbrcs of nylon fibr meshfor as a backng material for mosaic tile	16.701	131.914	119.773	892.089
6006319000	Oth warp knit fbrcs of oth than ofheading 60.01-60.04.	12.898	239.391	91.532	1.685.110
6006321000	Dyed nylon fibre mesh for use as backngmat for mosaic tiles oth than head 6001-	595.033	4.038.050	4.562.322	31.707.563
6006329000	Oth dyed nylon fibres material formosaic tiles oth than head of 6001-6004	220.954	2.817.047	1.545.248	21.610.364
6006330000	Oth knitted/crochetd fabr synthc, of yarn of diff colors	751	11.004	5.865	106.974
6006340000	Oth knitted/crochetd fabr synthc,printed	5.665	256.961	24.895	2.336.589
6006410000	Oth warp knit fabrics of artificialfibres oth than of heading 60.01-60.04.	1.412	14.576	7.360	95.871
6006420000	Oth dyed warp knit fabrics of artifi-cial fibres oth than of head 60.01-60.04	104.445	1.419.787	912.645	10.253.703
6006430000	Oth warp knit fabrics of yarn of diffcolor oth than of heading 60.01-60.04	0	1.555	0	16.234
6006440000	Oth warp knit fabrics of artificialfibres printed oth than of head 60.01-60	2.142	73.552	18.261	528.573
6006900000	Oth warp knit fabrics oth than of artfical fibres oth than of head 6001-6004	440.780	4.257.474	2.949.357	28.204.231
6101200000	Male's wear of cotton oth than ofhead 61.03	7.754	39.082	76.484	414.942
6101300000	Male's wear of man-made oth thanof head 61.03	796	5.112	22.007	104.306
6101900000	Male's wear of oth textile materialoth than of head 61.03	0	30.553	0	221.392
6102100000	Female's wear of wool/fine animalhair knitted/crocheted oth than of he	29	398	1.790	22.248
6102200000	Female's wear of cotton,knitted/crocheted oth than of head 6104	1.104	13.184	14.067	211.692
6102300000	Female's wear of man-made fibres,knitted/crocheted oth than of head 61	298	3.524	16.602	67.947
6102900000	Female's wear of oth textile materials,knitted/crocheted oth than of head 61	320	12.324	7.915	197.507
6103100000	Mens/boys suits(oth thn swimwr)knitted/crocheted	34	10.222	520	91.873
6103220000	Male' ensembles of cotton	1.099	13.851	3.084	180.274
6103230000	Male' ensembles of synthetic fibres	71	3.267	149	6.904
6103290000	Men/boy ensembl of oth textls matrls(oth thnswimwr)knitt/crochet	85	8.206	588	64.850
6103310000	Male's jackets & blazers of wool/fineanimal hair	0	82	0	3.974
6103320000	Male's jackets & blazers of cotton	1.442	13.107	3.807	142.209

**I.3. IMPOR MENURUT KOMODITI / IMPORT BY HS COMMODITY**  
**\*\*\*NOVEMBER / NOVEMBER 2009 \*\*\***

H S	Uraian Komoditi Commodity Description	Berat Bersih / Net Weight (Kg)		Nilai / Value C.I.F (US\$)	
		Bulan ini Current Month	Kumulatif Cum.Jan. to date	Bulan ini Current Month	Kumulatif Cum.Jan. to date
6103330000	Male's jackets & blazers of syntheticfibres	399	17.096	27.623	169.079
6103391000	Male's jackets & blazers of ramie,linenor silk	0	3.515	0	47.592
6103399000	Male's jackets & blazers of oth textilmaterials	2.127	6.022	16.547	59.371
6103410000	Male's trousers,bib&brace overall,breeches&shorts of wool/fine animal hair	0	83	0	3.995
6103420000	Male's trousers,bib&brace overall,breeches&shorts of cotton	15.784	86.490	27.350	458.290
6103430000	Male's trousers,bib&brace overall,breeches&shorts of synthetic fibres	374	22.397	16.767	354.398
6103490000	Men/boy trouser,bib&brace overrll,breech&short of oth textl matrl,knitt/crochet	95	6.645	1.915	40.682
6104130000	Female's suits of synthetic fibres	0	5.972	0	23.696
6104192000	Women/girl suits,of cotton synthtcfibres,of oth textl matrl,knitt/crochet	0	1.338	0	4.821
6104199000	Female's suits of oth textile material	11.315	65.239	110.439	666.850
6104220000	Female's ensembles of cotton	1.502	44.943	3.008	142.520
6104230000	Female's ensembles of synthetic fibres	197	10.848	485	19.870
6104290000	Womens/girls ensembles,of oth textl matrl,knitted/crocheted	24	3.281	30	48.540
6104310000	Female's jackets & blazers of wool/fine animal hair	0	60	0	2.198
6104320000	Female's jackets & blazers of cotton	363	24.930	8.896	147.228
6104330000	Female's jackets & blazers of syntheticfibres	342	19.701	14.047	129.450
6104390000	Women/girl jackets&blazers,of oth textl matrl,knitt/crochet	11	774	78	18.785
6104410000	Dresses of wool/fine animal hair, knitted/crocheted	89	530	6.606	41.661
6104420000	Dressed of cotton	18.836	212.070	66.972	864.123
6104430000	Dressed of synthetic fibres	9.920	114.115	50.892	478.885
6104440000	Dressed of artificial fibres	1.212	11.093	67.503	527.666
6104490000	Dresses of other textile materials	1.096	8.336	23.371	182.701
6104510000	Female's skirts & divided skirt of woolor fine animal hair	0	1	0	16
6104520000	Female's skirts & divided skirts ofcotton	18.271	83.241	51.080	226.750
6104530000	Female's skirts & divided skirts ofsynthetic fibres	14.455	186.007	37.469	464.734
6104590000	Women/girl skirts&devided skirts,of oth textl matrl,knitt/crochet	12.299	73.425	113.627	657.761
6104620000	Female's trousers, bib & brace overallsbreeches & shorts of cotton	210.774	1.533.894	570.197	4.424.477
6104630000	Female's trousers, bib & brace overallsbreeches & shorts of synthetic fibres	68.040	837.035	161.644	1.926.839
6104690000	Womn/girl trouser,bib&brace overrll,brh&short f oth textl matrl,knitt/crochet	608	36.976	30.907	640.895
6105100000	Male's wear of cotton, knitted/crocheted	15.647	286.396	206.344	3.328.279
6105201000	Male's wear of synthetic fibres, knittedor crocheted	985	25.313	51.323	500.126
6105202000	Male's wear of artificial fibres, knitteor crocheted	19	1.371	1.010	34.235
6105900000	Men/boy shirts of oth textls matrsl,knitt/crochet	1.612	26.861	7.121	187.110
6106100000	Female's wear of cotton, knitted/crocheted	108.579	1.328.264	468.362	7.002.920
6106200000	Female's wear of man-made, knittedor crocheted	13.590	264.551	43.087	952.415
6106900000	Womn/girl blous,shirt&shirtblous,oth textl matrl,knitt/crochet	23.693	187.309	209.351	2.012.757
6107110000	Male's underpants & briefs of cotton	17.204	136.536	141.169	1.081.630
6107120000	Male's underpants & briefs of man-madefibres	12.689	102.522	70.219	325.611
6107190000	Male's underpants & briefsof oth textls matrsl	2.507	17.166	21.822	146.714
6107210000	Male's nightshirts & pyjamas of cotton	4.677	61.396	17.290	165.897
6107220000	Male's nightshirt & pyjama of man-madefibres	0	10.088	0	18.936
6107290000	Male's nightshirt&pyjamasof oth textls matrsl	98	13.269	1.642	127.324
6107910000	Oth wear articles of cotton	41.456	358.426	86.921	648.201
6107990000	Oth wear male of oth textls matrsl	106	2.985	326	23.212
6108110000	Female's slips & petticoats of man-made fibres	214	1.418	9.435	47.398
6108192000	Female's slips & petticoats of wool/fine animal hair	0	117	0	1.732
6108193000	Female's slips & petticoats of cottonof oth textls matrsl	0	584	0	1.069
6108199010	Female's slips & petticoats of silkof oth textls matrsl	0	1	0	12
6108199090	Female's slips & petticoats oth thnsilk, of oth textls matrsl	208	3.807	11.761	92.741
6108210000	Briefs & panties of cotton	134.552	769.082	445.636	2.492.837
6108220000	Briefs & panties of man-made fibres	253.003	1.973.827	643.259	4.524.322
6108290000	Female's brief&pantie,knitt/crochetof oth textls matrsl	10.570	50.687	124.862	484.414
6108310000	Nightdresses & pyjamas of cotton	45.824	328.685	99.606	694.359
6108320000	Nightdresses & pyjamas of man-madefibres	15.467	170.247	37.184	335.613
6108390000	Female nightdress&pyjama,of othtextls matrsl,knitt/crochet	779	3.601	2.042	18.484
6108910000	Negliges, bathrobes, dressing gowns ofcotton	1.646	32.687	10.454	100.058
6108920000	Negliges, bathrobes, dressing gowns ofman-made fibres	1.340	54.529	4.345	149.409
6108990000	Oth famale wear,of oth textl matrl,knitted/crocheted	694	1.679	915	23.195
6109101000	Men/boys't-shirts, singlets & othvests, knitted/crocheted of cotton	28.528	515.495	301.670	4.747.871
6109102000	Women/girls't-shirts,singlets & othvests, knitted/crocheted of cotton	40.561	751.597	427.702	5.476.765
6109901000	Men/boys't-shirts,singlets & oth vestsknit./crocheted of ramie, linen/silk	0	24.306	0	174.657
6109902000	Men/boys't-shirts,singlets & oth vestsknitted/crocheted of oth materials	4.160	103.847	207.374	1.999.839
6109909000	T-shirt,singlet&oth vest,knitte/crochet,of oth txtl mtrl,oth thn f rami,linn&slk	23.666	219.387	288.204	1.853.565
6110110000	Jerseys,pullovers, cardigans, waistcoatof wool	1.291	94.762	41.556	687.185
6110120000	Jerseys,pullovers, cardigans, waistcoatof kashmir (cashmere) goats	666	30.177	9.886	283.504
6110190000	Jerseys,pullovers, cardigans, waistcoatof oths wool/fine animal hair	33.071	56.977	266.042	479.066
6110200000	Jerseys,pullovers, cardigans, waistcoatof cotton	199.672	2.509.401	1.509.209	16.386.030
6110300000	Jerseys,pullovers, cardigans, waistcoatof man-made fibres	15.003	104.552	292.168	1.766.703
6110900000	Jersey,pullovr,cardign,waistcoat&similrarticle,knitt/crochet,of oth txtl mtrl	10.205	163.348	83.428	1.059.257
6111200000	Babie garment&clothing accessorie,knitt/crochet,of cotton	2.206	136.759	51.489	1.666.889
6111300000	Babie garment&clothing accessorie,knitt/crochet,of synthtc fibres	4.173	82.445	16.912	283.089
6111900000	Babie garment&clothing accessorie,knitt/crochet,of oth txtl mtrl	5	29.328	154	296.914

**I.3. IMPOR MENURUT KOMODITI / IMPORT BY HS COMMODITY**  
**\*\*\*NOVEMBER / NOVEMBER 2009 \*\*\***

H S	Uraian Komoditi Commodity Description	Berat Bersih / Net Weight (Kg)		Nilai / Value C.I.F (US\$)	
		Bulan ini Current Month	Kumulatif Cum.Jan. to date	Bulan ini Current Month	Kumulatif Cum.Jan. to date
6112110000	Track suits of cottonknitted/crocheted	0	2.907	0	23.939
6112120000	Track suits of synthetic fibresknitted/crocheted	0	974	0	16.029
6112190000	Track suits of oth txtl mtrl,knitted/crocheted	0	874	0	10.100
6112310000	Male's swimwear,of synthtc fibr,knitted/crocheted	582	12.684	8.105	311.441
6112390000	Male's swimwear,of oth txtl mtrl,knitted/crocheted	20	623	1.095	12.791
6112410000	Female swimwear,of synthtc fibr,knitted/crocheted	1.637	19.656	38.277	726.877
6112490000	Female swimwear,of oth txtl mtrl,knitted/crocheted	25	2.644	174	15.940
6113001000	Diver wetsuit,made up of knitt/cochet,fabrics of heading 5903, 5906/5907	0	1.159	0	33.787
6113002000	Protectve/safety garmnt fr worker,made-up of knitt/cochet,head 5903;5906;5907	1.639	8.786	13.488	57.738
6113009000	Oth garment,made up of knitt/crochetfabrics of heading 5903,5906/5907	84	2.664	753	10.908
6114200000	Oth garments, knitted/crocheted ofcotton	131	231.664	3.794	1.376.049
6114300000	Oth garments, knitted/crocheted ofof man-made fibres	3.663	7.641	18.834	161.065
6114900000	Oth garments, knitted/crocheted ofof oth textile materials	60.549	545.359	434.747	4.396.533
6115100000	Panty hose & tights of graduatedcompression hosiery	6	1.293	87	51.315
6115210000	Panty hose & tights of synthetic fibres,single yarn<67 decitex, elastic/rubber	64	7.487	2.342	44.177
6115220000	Panty hose & tights of synthetic fibres,single yarn<67/>67 decitex,	10	14.680	211	48.390
6115291000	Stockings,socks,sockettes of cottonsingle yarn<67 decitex, elastic/rubber	208	1.804	4.934	13.766
6115299000	Panty hose & tights of oth than cottonelasticated/rubberised	3.745	22.434	19.291	112.210
6115301000	Women's full-length,knee-length hosieryof cotton, single yarn < 67 decitex	0	10.971	0	27.029
6115309000	Women's full-length,knee-length hosieryof oth than cotton, single yarn<67 dtex	171	6.062	2.930	30.033
6115940000	Oth stockings,socks, of wool/fineanimal hair,single yarn < 67 decitex	58	427	2.526	15.206
6115950000	Oth stockings,socks, of cotton,single yarn < 67 decitex	5.069	150.504	66.450	881.946
6115960000	Oth stockings,socks,sockettes ofsynthetic fibres,single yarn < 67 dtex	23.296	308.242	62.511	951.944
6115990000	Oth stockings,socks,sockettes of othtextile materials, single yarn<67 dtex	980	5.641	2.160	23.381
6116100000	Gloves,mittens, mitts, knitted,croch.impregn., coated/covered plastics/rubber	9.633	57.439	74.128	594.411
6116910000	Gloves,mittens,of wool/fine animal hairknit. not impregn.coat.plastics/rubbers	128	4.949	3.385	138.171
6116920000	Gloves,mittens,of cotton knitted,croch.not impregnated coated plastics/rubbers	603	109.396	1.768	169.395
6116931000	Gloves,mittens,of synthetic fibresknit.not impregn.coat.plastics/rubbers	11	204	610	1.804
6116939000	Gloves,mittens,of oth th synthetic fbrsknit.not impregn.coat.plastics/rubbers	5.636	130.389	39.397	390.323
6116990000	Gloves,mittens,of oth textile materialsknit.not impregn.coat.plastics/rubbers	234	18.173	534	38.421
6117101000	Shawls, scarves, mufflers, mantillas,& the like of cotton	2.373	23.168	19.043	167.321
6117109000	Shawls, scarves, mufflers, mantillas,& the like of oth textile materials	670	26.647	10.917	417.424
6117801100	Ties, bow ties & cravats of wool/fineanimal hair	777	8.096	6.925	120.984
6117801900	Ties, bow ties & cravats of oth thanwool/fine animal hair	46	6.803	507	148.482
6117809000	Oth access of oth than wool/fineanimal hair	19.785	277.022	283.197	5.034.627
6117900000	Oth parts of garment	63.701	491.778	1.195.837	5.300.787
6201110000	Men/boys'overcoats,raincoats,car-coats,cloaks of wool/fine animal hair	8	66.162	507	161.635
6201120000	Men/boys'overcoats,raincoats,car-coats,cloaks of cotton	1.335	9.039	4.313	83.069
6201130000	Men/boys'overcoats,raincoats,car-coats,cloaks of man-made fibres	3.875	13.133	13.103	103.251
6201190010	Men/boys'overcoats,raincoats,car-coatscapes,cloaks of silk	0	2.474	0	26.805
6201190020	Men/boys'overcoats,raincoats,car-coatscapes,cloaks of ramie	0	24	0	170
6201190090	Men/boys'overcoats,raincoats,car-coats,cloaks of oth man-made fibres	479	2.273	2.544	14.445
6201910000	Men/boys' anorak, wind-cheaters/jacketsof wool/fine animal hair	24	448	902	21.878
6201920000	Men/boys' anorak, wind-cheaters/jacketsof cotton	4.145	40.732	21.654	229.561
6201930010	Men/boys' anorak, wind-cheaters/jacketsof batik	8	1.805	88	44.247
6201930090	Men/boys' anorak, wind-cheaters/jacketsof oth man-made fibres	324	14.122	15.034	259.120
6201990090	Men/boys' anorak, wind-cheaters/jacketsof oth textile materials	53	1.703	2.853	36.074
6202110000	Women/girls'overcoats,raincoats, car-coats, capes of wool/fine animal hair	954	2.849	52.035	147.262
6202120000	Women/girls'overcoats,raincoats, car-coats, capes of cotton	2.750	17.664	7.322	166.372
6202130010	Women/girls'overcoats,raincoats, car-coats, capes of batik	0	93	0	4.175
6202130090	Women/girls'overcoats,raincoats, car-coats, capes of oth man-made fibres	2.616	8.962	34.538	200.473
6202190010	Women/girls'overcoats,raincoats, car-coats, capes of silk	0	261	0	792
6202190090	Women/girls'overcoats,raincoats, car-coats, capes of oth textile materials	235	2.984	1.431	50.080
6202910000	Women/girls'anorak,wind-cheater/jacketsof wool/fine animal hair	108	325	5.045	15.490
6202920000	Women/girls'anorak,wind-cheater/jacketsof cotton	7.174	31.533	65.107	267.912
6202930090	Women/girls'anorak,wind-cheater/jacketsof oth man-made fibres	386	5.878	19.483	129.034
6202990010	Oth female wear,of oth txtl matr,of silk	0	356	0	5.581
6202990090	Oth female wear,of oth txtl matr,oth than silk & ramie	6	7.390	324	47.268
6203110000	Men/boys'suits of wool/fine animalhair	5	1.694	1.125	165.478
6203120000	Men/boys' suits of synthetic fibres	8	3.403	558	25.586
6203191000	Men/boys' suits of cotton	23	7.959	1.549	35.946
6203199090	Male's suits, of oth txtl matr,oth thn silk&ramie,oth thn cotton	1.478	4.521	3.756	23.053
6203220000	Men/boys' ensembles of cotton	0	13.227	0	30.971
6203230000	Men/boys' ensembles of synthetic fibres	0	2.024	0	4.100
6203290010	Male's ensembles, of oth txtl matr,of silk	0	375	0	1.487
6203290090	Male's ensembles, of oth txtl matr,oth than silk & ramie	0	1.522	0	18.662
6203310000	Men/boys' jackets & blazers of woolor fine animal hair	256	7.809	14.956	405.084
6203320000	Men/boys' jackets & blazers of cotton	32.875	318.314	109.475	989.815
6203330000	Men/boys' jackets & blazers of syntheticfibres	5.481	55.008	41.192	438.349
6203390010	Male jact&blazr, of oth txtl matr,of silk	0	230	0	5.066
6203390090	Male jact&blazr, of oth txtl matr,oth than silk & ramie	127	5.863	6.087	173.626
6203410000	Trouser,bib&brace overll,breech&short,of wool/fine animal hair,male wear	630	6.781	18.690	250.637

**I.3. IMPOR MENURUT KOMODITI / IMPORT BY HS COMMODITY**  
**\*\*\*NOVEMBER / NOVEMBER 2009 \*\*\***

H S	Uraian Komoditi Commodity Description	Berat Bersih / Net Weight (Kg)		Nilai / Value C.I.F (US\$)	
		Bulan ini Current Month	Kumulatif Cum.Jan. to date	Bulan ini Current Month	Kumulatif Cum.Jan. to date
6203421000	Men/boys' bib & brace overalls of cotton	843	11.633	7.247	163.640
6203429000	Men/boys' trousers of cotton	194.275	2.172.643	904.236	8.277.838
6203430000	Trouser, bib & brace overall, breech & short, of synthetic fibres, male wear	4.808	75.742	74.341	1.221.614
6203490010	Trouser, bib & brace overall, breech & short, of other textile material, of silk, for mens/boys	9	595	614	18.889
6203490020	Trouser, bib & brace overall, breech & short, of other textile material, of ramie, for mens/boys	0	1.223	0	15.188
6203490090	Trouser, bib & brace overall, breech & short, of other textile material, of other than silk & ramie, for men	9.200	69.507	39.803	422.148
6204110000	Women/girls' suits of wool/fine animal hair	2	3.377	20	49.927
6204120000	Women/girls' suits of cotton	3.349	6.951	10.871	36.553
6204130000	Women/girls' suits of synthetic fibres	0	1.948	0	17.616
6204190010	Female suit, of other textile material, of other than swimwear, of silk	0	169	0	4.171
6204190020	Female suit, of other textile material, of other than swimwear, of ramie	0	13	0	745
6204190090	Female suit, of other textile material, of other than swimwear, of other than silk & ramie	828	18.020	3.696	187.195
6204210000	Women/girls' ensembles of wool/fine animal hair	0	104	0	475
6204220000	Women/girls' ensembles of cotton	2.914	42.016	6.539	111.410
6204230000	Women/girls' ensembles of synthetic fibres	6.780	23.650	14.648	58.086
6204290090	Female ensemble, of other textile material, of other than swimwear, of silk & ramie	0	1.237	0	16.867
6204310000	Women/girls' jackets & blazers of wool/fine animal hair	184	1.961	8.716	129.078
6204320000	Women/girls' jackets & blazers of cotton	6.680	71.162	31.854	484.201
6204330000	Women/girls' jackets & blazers of synthetic fibres	950	20.112	54.753	403.163
6204390010	Female jacket & blazer, of other textile material, of other than swimwear, of silk	14	697	947	48.402
6204390020	Female jacket & blazer, of other textile material, of other than swimwear, of ramie	0	1	0	204
6204390090	Female jacket & blazer, of other textile material, of other than swimwear, of silk & ramie	2.958	8.541	16.348	329.107
6204410000	Dresses of wool/fine animal hair not knitted/crocheted	40	816	2.135	65.384
6204420000	Dresses of cotton	31.277	435.694	134.941	2.151.603
6204430000	Dresses of synthetic fibres	28.296	188.536	199.380	1.225.424
6204440000	Dresses of artificial fibres	806	26.131	40.910	557.680
6204490010	Female dresses, of other textile material, of other than swimwear, of silk	204	9.232	13.282	602.793
6204490090	Female dresses, of other textile material, of other than swimwear, of silk & ramie	659	9.885	21.356	448.020
6204510000	Skirts & divided skirts of wool/fine animal hair	56	749	3.411	42.617
6204520000	Skirts & divided skirts of cotton	12.147	283.954	69.601	1.196.049
6204530000	Skirts & divided skirts of synthetic fibres	5.978	68.976	96.843	606.302
6204590010	Female skirt & divided skirt, of other textile material, of other than swimwear, of silk	21	956	1.305	75.478
6204590090	Female skirt & divided skirt, of other textile material, of other than swimwear, of silk & ramie	501	25.948	14.869	400.643
6204610000	Women/girls' trousers, bib & brace overall, breech, short of wool/fine animal hair	150	925	7.964	79.113
6204620000	Women/girls' trousers, bib & brace overall, breeches, shorts of cotton	154.898	3.395.670	662.542	9.610.622
6204630010	Women/girls' trousers, bib & brace overall, breeches, shorts of batik	0	675	0	5.603
6204630091	Women/girls' flyers coveralls	0	204	0	1.830
6204630099	Other women/girls' flyers coveralls	10.253	231.520	118.694	1.177.262
6204690010	Trouser, bib & brace overall, breech & short, of other textile material, of silk, for women/girls	11	4.521	619	80.265
6204690020	Trouser, bib & brace overall, breech & short, of other textile material, of ramie, for women/girls	0	234	0	8.591
6204690090	Trouser, bib & brace overall, breech & short, of other textile material, of other than silk & ramie, for women/girls	2.249	146.661	55.658	1.034.681
6205200000	Men/boys' shirts of cotton	25.766	408.675	427.223	4.562.525
6205300000	Men/boys' shirts of man-made fibres	486	41.183	18.219	271.512
6205900010	Male's shirts, of other textile material, of ramie	0	4.348	0	13.541
6205900020	Male's shirts, of other textile material, of ramie	0	27	0	558
6205900090	Male's shirts, of other textile material, of other than silk & ramie	6.445	88.617	56.437	996.216
6206100000	Women/girls' blouses, shirts & shirts-blouses of silk/silk waste	661	20.234	39.350	809.211
6206200000	Women/girls' blouses, shirts & shirts-blouses of wool/fine animal hair	25	24.759	647	365.562
6206300000	Women/girls' blouses, shirts & shirts-blouses of cotton	120.986	1.458.945	543.223	6.160.246
6206400000	Women/girls' blouses, shirts & shirts-blouses of man-made fibres	52.812	565.602	305.774	2.549.091
6206900010	Female's wear, of other textile material, of silk	40	3.322	2.649	147.425
6206900020	Female's wear, of other textile material, of ramie	1	700	25	3.261
6206900090	Female's wear, of other textile material, of other than silk & ramie	10.045	105.004	209.310	1.015.391
6207110000	Men/boys' underpants & briefs of cotton	82	2.934	2.717	54.813
6207190000	Men/boys' underpants & briefs of other textile materials	99	2.776	4.259	20.786
6207210000	Men/boys' nightshirts & pyjamas of cotton	4.741	35.988	13.880	81.365
6207220000	Men/boys' nightshirts & pyjamas of man-made fibres	2.072	10.853	6.526	31.663
6207290090	Male night shirt & pyjama, of other textile material, of other than silk & ramie	0	229	0	2.839
6207910000	Other male wear, of cotton	214	3.451	4.371	34.174
6207990000	Other male wear, of other textile material	0	9.249	0	21.831
6208110000	Women/girls' slippers & petticoats of man-made fibres	9	2.506	84	32.267
6208190010	Female slip & petticoat, of other textile material, of silk	50	64	2.502	3.176
6208190090	Female slip & petticoat, of other textile material, of other than silk & ramie	2.342	5.471	9.528	51.093
6208210000	Women/girls' nightdresses & pyjamas of cotton	59.970	504.422	155.440	1.037.921
6208220000	Women/girls' nightdresses & pyjamas of man-made fibres	20.848	142.930	56.703	318.478
6208290010	Female nightdress & pyjama, of other textile material, of silk	0	24	0	257
6208290090	Female nightdress & pyjama, of other textile material, of other than silk & ramie	4.982	7.566	12.654	52.561
6208911000	Panties of cotton	0	3.779	0	21.121
6208919000	Women/girls' singlets of cotton	13	12.759	352	164.869
6208920000	Female wear of man-made fibres	640	34.994	2.627	134.557
6208999000	Female wear of other textile material, of other than wool/fine animal hair	96	5.343	1.775	53.483
6209202000	Babies' t-shirts, shirts, pyjamas, napkins (diapers), & similar articles of cotton	10.354	60.450	48.721	372.868

**I.3. IMPOR MENURUT KOMODITI / IMPORT BY HS COMMODITY**  
**\*\*\*NOVEMBER / NOVEMBER 2009 \*\*\***

H S	Uraian Komoditi Commodity Description	Berat Bersih / Net Weight (Kg)		Nilai / Value C.I.F (US\$)	
		Bulan ini Current Month	Kumulatif Cum.Jan. to date	Bulan ini Current Month	Kumulatif Cum.Jan. to date
6209209010	Babie garmnt&cloth accessri,of cotton,oth wear,suit,pant&similr articl	156	8.032	6.643	126.110
6209209090	Babie garmnt&cloth accessri,of cotton,oth wear,oth thn suit,pant&similr articl	212	14.267	5.167	310.955
6209301000	Babies' suits, pants & similar articlesof synthetic fibres	137	14.575	3.215	187.848
6209302000	Babies' t-shirts,shirts,pyjama, napkins& similar articles of synthetic fibres	541	3.914	15.156	183.028
6209303000	Babies clothing access of syntheticfibers	17	5.189	138	51.180
6209900000	Babies garment&clothing accessories, of oth textiles materials	630	7.097	9.761	90.390
6210101000	Garmnt,made up of fabr of head 5602or 5603,protective works garments	0	27.717	0	144.499
6210109000	Garmnt,made up of fabr of head 5602or 5603,oth thn protective work garmnt	2	1.138	90	11.749
6210201000	Oth garmnt of subhead 620111-620119,protective works garments	8.267	19.612	28.891	65.743
6210209000	Oth garmnt of subhead 620111-620119,oth thn protective work garmnt	6.771	36.723	22.464	136.829
6210301000	Oth garmnt of subhead 620211-620219,protective works garments	0	1.212	0	11.261
6210309000	Oth garmnt of subhead 620211-620219,oth thn protective work garmnt	1.835	8.325	36.655	144.665
6210400000	Oth male garmnt,made up of fabr ofhead 5602;5603;5903;5906;5907	871	14.176	19.207	191.351
6210500000	Oth female garmnt,made up of fabr ofhead 5602;5603;5903;5906;5907	2.624	6.704	53.608	152.603
6211110090	Men/boys' swimwear of oth than batik	833	11.760	17.202	279.210
6211120010	Women/girls' swimwear of batik	0	56	0	1.977
6211120090	Women/girls' swimwear of oth than batik	833	6.197	15.644	104.150
6211200000	Garments ski suits	0	26	0	297
6211320000	Men/boys' track suits of cotton	33.675	172.060	46.997	252.278
6211330000	Oth garments, mens/boys,of man-made fibres	133	3.942	5.603	83.666
6211390000	Oth garments, mens/boys,of oth textile materials	0	7.027	0	46.710
6211410000	Oth garments, women/girls'of woolor fine animal hair	10	46	1.172	2.862
6211420000	Oth garments, womens/girls,of cotton	5.549	33.411	12.386	223.091
6211431000	Women/girls' surgical gowns of man-made fibres	0	22	0	350
6211439000	Oth garmnt,males,of man-made fibres,oth than surgical gowns	6.743	166.158	23.708	358.064
6211490000	Oth garmnt,males,of oth textilesmaterials	21	1.345	1.786	53.345
6212101000	Brassieres of cotton	22.187	133.939	56.601	933.193
6212109000	Brassieres of oth textile materials	507.807	3.633.078	1.490.260	12.142.100
6212201000	Girdles & panty-girdles of cotton	18	1.928	2.706	11.778
6212209000	Girdles & panty-girdles of oth textilematerials	3.807	16.224	12.211	159.465
6212301000	Corselettes of cotton	0	483	0	7.589
6212309000	Corselettes of oth textile materials	2.394	4.610	9.562	110.307
6212901000	Suspenders, garters of cotton	51	8.268	2.732	118.926
6212909000	Suspenders, garters of oth textilematerials	54.646	364.771	968.684	6.294.136
6213200010	Handkerchiefs, of cottonbatik	0	775	0	4.441
6213200090	Handkerchiefs, of cottonoth than batik	14.169	91.546	42.180	235.668
6213900011	Handkerchiefs of oth textile materials,of silk, batik	0	1	0	24
6213900019	Handkerchiefs of oth textile materials,of silk, oth thn batik	0	2	0	440
6213900099	Handkerchiefs of oth textile materials,oth thn of silk&batik	0	26.631	0	134.560
6214100010	Shawls, scarves, mufflers, mantillas,veils'batik of silk/silk waste	3	10	805	878
6214100090	Shawls, scarves, mufflers, mantillas,veils'not batik of silk/silk waste	169	3.980	30.744	205.803
6214200000	Shawl,scarve,muffler,mantilla,veils &the like, of wool/fine animals hair	2.213	5.862	16.065	65.447
6214300090	Shawls, scarves, mufflers, mantillas,veils' not batik of synthetic fibres	10.581	65.174	28.600	185.246
6214400090	Shawls, scarves, mufflers, mantillas,veils' not batik of artificial fibres	69	5.811	4.234	126.319
6214900010	Shawls, scarves, mufflers, mantillas,veils' batik of textile materials	0	252	0	4.293
6214900090	Shawls, scarves, mufflers, mantillas,veils'not batik of oth textile materials	619	51.765	5.694	376.587
6215100010	Ties, bow ties & cravats' batik of silkor silk waste	0	16	0	15
6215100090	Ties, bow ties & cravats' not batik of silk/silk waste	528	9.613	27.468	279.217
6215200010	Ties, bow ties & cravats' batik of man-made fibres	2.335	2.456	50.997	53.642
6215200090	Ties, bow ties & cravats' not batik ofman-made fibres	4.486	44.409	41.207	370.528
6215900010	Ties, bow ties & cravats of othtextiles materials, batik	0	6	0	2.362
6215900090	Ties, bow ties & cravats of othtextiles materials, oth thn batik	430	1.183	2.218	16.155
6216001000	Protective work gloves, mittens & mitts	1.063	40.650	12.461	243.816
6216009200	Oth gloves, mittens of cotton, oth than subheading 6216.00.10	0	12.404	0	54.947
6216009900	Oth gloves, mittens of oth textilematerials	1.914	20.908	11.919	164.096
6217100000	Accessories of clothing access oth thanof heading 62.12	63.888	460.337	781.515	4.855.665
6217900000	Parts of clothing access oth thanof heading 62.12	39.049	616.956	1.493.407	11.672.077
6301100000	Electric blankets	0	576	0	9.905
6301200000	Blankets not electric and travellingrugs, of wool/fine animal hair	0	8	0	6
6301300000	Blankets not electric and travellingrugs, of cotton	2.013	112.235	8.633	398.852
6301400010	Blankt(oth thn elctrc blankt)&travlngrug,of synthc fibr,of nonwoven fabr	79	7.601	450	41.778
6301400090	Blankt(oth thn elctrc blankt)&travlngrug,of synthc fibr,oth nonwoven fabr	5.926	297.526	52.217	964.188
6301900010	Oth blankets&travelling rugs,of nonwoven fabrics	0	3.827	0	32.457
6301900090	Oth blankets&travelling rugs,oth thn nonwoven fabrics	4.084	21.268	6.832	120.829
6302100000	Bed linen, knitted/crocheted	2.538	5.352	5.483	24.033
6302210000	Bed linen, printed of cotton	8	72.961	306	397.917
6302221000	Bed linen, printed of man-made fibresof nonwoven fabrics	0	26.459	0	39.250
6302229000	Bed linen, printed of man-made fibresof woven fabrics	152	5.192	1.457	14.441
6302290000	Bed linen, printed of oth textilematerials	1.283	1.654	1.690	23.974
6302310000	Oth bed linen of cotton	33.616	198.562	369.755	1.117.258
6302321000	Oth bed linen of man-made fabricsof nonwoven fabrics	0	60	0	159
6302329000	Oth bed linen of man-made fabricsof woven fabrics	20.800	163.034	17.365	226.626



**I.3. IMPOR MENURUT KOMODITI / IMPORT BY HS COMMODITY**  
**\*\*\*NOVEMBER / NOVEMBER 2009 \*\*\***

H S	Uraian Komoditi Commodity Description	Berat Bersih / Net Weight (Kg)		Nilai / Value C.I.F (US\$)	
		Bulan ini Current Month	Kumulatif Cum.Jan. to date	Bulan ini Current Month	Kumulatif Cum.Jan. to date
6302390000	Oth bed linen of oth textile materials	31	1.372	104	12.860
6302400000	Table linen, knitted/crocheted	1.056	1.240	11.730	12.426
6302510010	Oth table linen's batik of cotton	195	3.177	1.469	17.829
6302510090	Oth table linen's not batik of cotton	72	54.979	584	325.557
6302530090	Oth table linen,of man-made fibresoth than batik	1.200	14.012	11.470	58.374
6302590010	Oth table linen batik of oth textilematerials	0	22	0	362
6302590090	Oth table linen not batik of oth txtlmaterials	0	1.094	0	6.838
6302600010	Toilet,kitchen linen,of terry towelling/similar terry fabrics batik, of cotton	0	51	0	538
6302600090	Toilet,kitchen linen,of terry towelling/similar terry, not batik, of cotton	132.336	1.440.718	365.876	2.656.340
6302910090	Oth bed linen not batik of cotton	114.864	1.629.214	308.959	3.176.805
6302930090	Oth linen, of man-made fibres,oth thn batik	2.846	13.308	18.424	68.046
6302990000	Oth linen, of oth textile materials	13.773	99.704	95.907	646.099
6303120000	Curtain, blinds, valances, knitted/crocheted of synthetic fibres	4.411	29.532	47.262	183.572
6303191000	Curtain,knitted/crocheted,of othtextiles materials,of cotton	0	153	0	1.021
6303199000	Curtain,knitted/crocheted,of othtextiles materials,oth thn cotton	1.151	69.800	3.499	282.361
6303910000	Curtain not knitted/crochetedof cotton	0	1.450	0	15.712
6303920000	Curtain not knitted/crochetedof synthetic fibres	37.016	214.911	169.724	563.496
6303990000	Curtain not knitted/crochetedof oth textile materials	629	7.185	1.445	39.469
6304110000	Bedspreads, knitted/crocheted	0	4.862	0	19.074
6304191090	Oth furnshng artcl,bedsprd,of cotton,oth thn knitt/crochett,oth thn batik	8.000	118.942	69.561	760.719
6304192090	Oth furnshng artcl,bedsprd,oth nonwvn,oth thn knitt/crochett,oth thn batik	0	185	0	941
6304199090	Oth furnshng artcl,bedsprd,oth thn cttnonwvn knitt/crochett,oth thn batik	2.333	28.122	4.763	78.942
6304911000	Oth furnshng artcl,oth thn bedsprd,kntt/crocheted, mosquito nets	26.310	1.436.463	35.035	9.405.413
6304919000	Oth furnshng artcl,oth thn bedsprd,kntt/crocheted, oth thn mosquito nets	0	20.360	0	145.334
6304920000	Oth furnshng artcl,oth thn bedsprd,notknitt/crochet,of cotton	4	26.842	168	99.354
6304930000	Oth furnshng artcl,oth thn bedsprd,notknitt/crochet,of synthtc fibres	600	47.487	5.248	111.512
6304990000	Oth furnshng artcl,oth thn bedsprd,notknitt/crochet,of oth txtl mtrl	998	9.048	8.243	44.445
6305101100	Sack&bag,oth bast fibr head 5303,new,of jute	907.277	12.558.709	690.307	9.916.195
6305101900	Sack&bag,oth bast fibr head 5303,new,oth thn jute	0	74.535	0	233.978
6305102100	Sack&bag,oth bast fibr head 5303,used,of jute	134.430	962.450	16.860	121.152
6305102900	Sack&bag,oth bast fibr head 5303,used,oth thn jute	8	3.116	106	22.344
6305200000	Sacks and bags, of cotton	4.644	43.962	193.066	609.678
6305321000	Flexible intermediate bulk containersof nonwovens	0	30	0	846
6305322000	Flexible intermediate bulk containersknitted/crocheted	0	1	0	1
6305329000	Flexible intermediate bulk containersnot knitted/crocheted	18.403	86.992	34.900	192.025
6305331000	Sack,bag of polyethylene/polypropylenestrip knitted/crocheted	5.332	59.213	18.273	125.328
6305332000	Sacks, bags of woven fabrics of stripor the like	0	3.618	0	2.140
6305339000	Sack,bag of polyethylene/polypropylenestrip not knitted/crocheted	7.443	37.639	10.765	63.365
6305391000	Oth sacks, bags of nonwovensof polyethylene/polypropilene	0	5.721	0	37.166
6305392000	Oth sacks, bags of knitted/crochetedof polyethylene/polypropilene	50	572	2.097	28.810
6305399000	Oth sacks,bags of not knitted/crochetedof polyethylene/polypropilene	5.700	5.951	16.500	22.035
6305901000	Sacks and bags,of oth txtl mtrl,of hemp of heading 53.05	0	16.968	0	34.079
6305909000	Oth sacks, bags	0	27.957	0	27.682
6306120000	Tarpaulins, awnings & sunblinds of synthetic fibres	263.656	1.184.475	338.600	1.637.730
6306191000	Tarpaulins, awnings & sunblinds of hemp of heading 53.04/coconut head. 53.05	0	140	0	140
6306199000	Tarpaulins, awnings & sunblinds of oth textile materials :	2.505	21.163	6.685	41.978
6306220000	Tents of synthetic fibres	6.377	120.038	34.114	362.437
6306299000	Tents of oth textiles materialsoth than cotton	92	532	911	3.716
6306300000	Sails	0	743	0	6.314
6306401000	Pneumatic mattresses of cotton	0	22	0	17
6306409000	Pneumatic mattressesoth than cotton	8.048	79.061	43.955	298.186
6306910000	Oth camping goods of cotton	4.045	4.046	13.609	13.619
6306991000	Oth camping goods of oth textilematerials, non wovens	0	20.000	0	33.250
6306999000	Oth camping goods of oth textilematerials, wovens	0	30.618	0	76.260
6307101000	Floor-cloths,dish-cloths,dusters, cleaning cloths of nonwovens	1.742	21.073	15.458	280.425
6307102000	Floor-cloths,dish-cloths,dusters, cleaning cloths of felts	0	1.346	0	7.229
6307109000	Floor-cloths,dish-cloths,dusters, cleaning cloths of not felts, woven	30.905	326.625	180.756	1.592.756
6307200000	Life-jackets and life-belts	5.640	45.001	66.635	325.909
6307903000	Umbrella covers in pre-cut triangularform	58.034	148.529	584.176	1.652.676
6307906000	Life harnesses	3.883	27.565	79.076	253.882
6307909000	Oth made up articles	37.849	327.164	246.646	2.660.803
6308000000	Sets consisting of woven fabric&yarn	6	2.732	94	26.575
6309000000	Worn clothing & oth worn articles.	0	21.089	0	24.448
6310101000	Used/new rags, sorted	34.785	35.193	226.992	230.126
6310109000	Scrap twine, cordage, rope and cables worn out articles of those, sorted	56.419	127.670	395.819	404.282
6310901000	Used/new rags, unsorted	6.276	9.909	39.913	60.871
6310909000	Scrap twine, cordage, rope and cables worn out articles of those, unsorted	68	27.506	587	106.004
6401100000	Waterproof footwear incorp. protectivemetal toe-cap with outer soles, rubbers	25.125	141.722	43.307	439.649
6401920000	Waterproof footwear, covering the anklebut not cover the knee,with outer soles	2.963	34.809	5.791	84.297
6401990000	Oth waterproof footwear with outer soleplastic by stitching, riveting, nailing	65.921	673.770	121.533	1.151.116
6402120000	Ski-boots, cross-country ski footwear & snowboard boot with outer soles,rubber	0	1	0	1
6402190000	Sports footwear with outer soles,rubber or plastics	169.442	2.755.144	1.581.651	15.567.704

**I.3. IMPOR MENURUT KOMODITI / IMPORT BY HS COMMODITY**  
**\*\*\*NOVEMBER / NOVEMBER 2009 \*\*\***

H S	Uraian Komoditi Commodity Description	Berat Bersih / Net Weight (Kg)		Nilai / Value C.I.F (US\$)	
		Bulan ini Current Month	Kumulatif Cum.Jan. to date	Bulan ini Current Month	Kumulatif Cum.Jan. to date
6402200000	Footwear with upper straps/thongs assembled to the sole by means of plugs	0	19.047	0	96.195
6402911000	Oth footwear covering the ankle,diving boots	0	2.689	0	73.209
6402919000	Oth footwear covering the ankle,oth than diving boots	48.503	313.921	262.174	1.279.511
6402990000	Footwear not covering the ankle withouter soles, rubbers, plastics	731.944	8.910.203	1.239.460	16.372.130
6403120000	Ski-boots, cross-country ski footwear & snowboard boot, outer soles,leathers	91	8.310	1.160	15.123
6403191000	Sports footwear fitted with studs, bar& the like,foot ball,running,golf shoes	4.263	24.050	70.226	791.429
6403199000	Sports footwear not fitted with studs,bar & the like	33.586	330.381	540.118	5.216.267
6403200000	Footwear,outer soles of leather, uppersof leather straps accros,instep big toe	734	5.154	10.029	92.845
6403400000	Footwear,incorp. a protective metal toecap base/platform of wood	2.423	300.571	10.754	2.294.750
6403510000	Oth footwear with outer sole of leathercovering the ankle	263	2.206	5.493	66.467
6403590000	Oth footwear with outer sole of leatheroth thn covering the ankle	33.270	111.694	168.479	811.113
6403910000	Oth footwear covering the ankle	723	15.618	32.044	274.845
6403990000	Oth footwear oth thn covering the ankle	24.999	403.433	523.286	4.879.137
6404111000	Footwear with outer sole f rubbr/plastcsprt footwr fitt w spik, cleat/the like	494	7.602	13.997	112.578
6404119000	Footwear with outer sole f rubbr/plastcsprt footwr fitt w/o spik, cleat/th like	64.261	695.610	718.386	5.958.228
6404190000	Sports footwear for oth purposedwith outer incl. textile materials	44.832	1.046.297	436.127	6.134.276
6404200000	Footwear with outer soles of leather/composition leather	411	22.060	8.741	142.843
6405100000	Oth footwear, with uppers of leather/composition leather	202	55.175	64.184	1.404.056
6405200000	Oth footwear,with uppers of oth textilematerials	285	18.096	19.783	326.942
6405900000	Oth footwear	110.506	1.227.485	523.206	4.834.042
6406101000	Uppers & parts thereof, oth than stiffeners of metal	30.063	489.908	147.211	1.973.778
6406109000	Uppers & parts thereof, oth than stiffeners of oth than metal	78.014	1.220.635	597.069	7.388.774
6406200000	Parts of footwear with outer soles & heels, of rubber/plastics	632.418	7.568.557	1.912.645	26.359.978
6406910000	Parts of footwear of wood	523	7.870	3.715	72.660
6406991100	Oth part of footwear of oth materialsof iron/steel	38.270	368.684	313.869	3.741.255
6406991200	Oth part of footwear of oth materialsof copper	751	27.315	22.179	356.512
6406991900	Oth part of footwear of oth materialsoth thn iron/steel, copper	18.127	82.069	89.254	326.522
6406992100	Oth part of footwear of oth materialsof rubber/plastic in-soles	9.307	225.404	60.131	1.044.567
6406992900	Oth part of footwear of oth materialsof rubber/plastic out-soles	9.153	158.707	63.379	913.368
6406999000	Oth parts of footwear	118.341	1.790.150	922.453	11.027.528
6501000000	Hat-forms,bodies,hood of felt,not blockshape, not brims, plateau, manchons	212	7.855	3.310	226.131
6502000000	Hat-shapes, plaited,by assembling stripof any material, no block shape,lined	0	114	0	1.656
6504000000	Hats,oth headgear/plaited,by assemblingstrips of any material, trimmed/not	2.393	26.647	19.778	208.988
6505100000	Hat&oth headgear, knitt/crochet,hair-nets	9.834	95.201	109.096	1.158.924
6505900000	Hat&oth headgear, knitt/crochet,oth than hair-nets	21.048	131.431	170.536	1.209.096
6506101000	Protective helmets for motorcyclistswhether/not lined/trimmed	42.626	397.499	182.077	1.364.669
6506102000	Industrial safety helmets, oth thansteel helmets whether/not lined	9.368	104.531	50.489	592.263
6506103000	Steel helmets	6	6.617	38	26.259
6506109000	Oth safety headgear	7.725	216.733	64.454	1.125.613
6506910000	Oth headgear of rubber/of plastics	12.885	154.378	10.710	289.332
6506991000	Nonwoven disposable headgear of othmaterials	0	2	0	108
6506999000	Nonwoven oth than disposable headgearof oth materials	10.735	62.825	65.905	569.785
6507000000	Head-band,lining,cover,hat foundation,hat frame,peak&chinstrap,for head-gear	25.234	243.885	111.590	1.094.199
6601100000	Garden/similar umbrellas	28.630	141.398	40.602	261.904
6601910000	Umbrellas having a telescopic shaft	110.599	729.740	193.546	1.099.134
6601990000	Umbrellas not having a telescopic shaft	600.899	2.367.306	739.719	2.806.300
6602000000	Walking-sticks, seat-sticks, whips,riding crops & the like.	441	32.717	1.434	115.216
6603200000	Umbrella frames, including framesmounted on shafts (sticks)	34.912	540.752	53.658	650.183
6603901000	Parts for articles of heading 66.01	2.980	106.661	6.811	133.559
6603902000	Parts for articles of heading 66.02	44	4.108	63	42.305
6701000000	Skin&oth part f bird w their feathr/down, feathr/down,feathr,part of feathrs	7.396	71.277	7.544	216.524
6702100000	Artificial flower, foliage,fruit, partsof plastics	37.021	474.708	107.952	1.331.736
6702900000	Artificial flower, foliage,fruit, partsof oth materials	48.800	338.932	111.774	922.225
6703000000	Human hair, dressed, thinned,bleached,othwise worked for wigs/the like	969	25.741	65.461	1.937.525
6704110000	Complete wigs of synthetic materials	1.159	37.736	168.140	402.434
6704190000	False beards, eyebrows,eyelashes,switches of synthetic materials	2.011	30.982	11.859	219.826
6704200000	Wigs, false beards, eyebrows,eyelashes,of human hair	62	1.464	13	6.610
6704900000	Wigs, false beards, eyebrows,eyelashes,of oth materials	1.097	21.985	10.277	62.321
6801000000	Setts, curbstones & flagstones, ofnatural stone (except slate)	69.753	1.826.866	15.960	417.823
6802100000	Tiles, cubes,similar articles, square<7 cm, art. colored, chipping & powder	0	236	0	3.258
6802210000	Marble, travertine & alabaster, simplycut/sawn a flat/even surface	1.046.489	12.198.606	648.313	4.957.652
6802230010	Oth monumntl/buildng ston&artcl thereof,granite polished slabs	1.072.148	13.565.081	344.249	4.211.931
6802230090	Oth monumntl/buildng ston&artcl thereof,granite oth thn polished slabs	72.694	374.944	24.779	288.960
6802290000	Monumental/building stone, simplycut/sawn a flat/even surface	65.139	454.287	18.977	107.452
6802910000	Marble, travertine & alabaster, futherworked	448.771	1.939.563	160.212	767.826
6802920000	Calcareous stone, further worked	0	898	0	2.784
6802930000	Granite further worked	96.403	1.937.563	45.122	561.385
6802990000	Monumental/building stone, furtherworked	514	127.491	4.990	205.459
6803000010	Slate(work&article/of agglomerat)slabs/roofing slates	59.070	92.237	47.355	87.489
6803000090	Slate(work&article/of agglomerat)oth thn slabs/roofing slates	3.284	182.522	3.721	69.571
6804100000	Millstones & grindstones for milling,grinding/pulping	411.926	4.858.643	1.113.421	7.173.304
6804210000	Millstones, grindstones, grinding ofagglomerated synthetic/natural diamond	48.201	861.254	168.037	2.040.027

**I.3. IMPOR MENURUT KOMODITI / IMPORT BY HS COMMODITY**  
**\*\*\*NOVEMBER / NOVEMBER 2009 \*\*\***

H S	Uraian Komoditi Commodity Description	Berat Bersih / Net Weight (Kg)		Nilai / Value C.I.F (US\$)	
		Bulan ini Current Month	Kumulatif Cum.Jan. to date	Bulan ini Current Month	Kumulatif Cum.Jan. to date
6804220000	Oth millstone,grindstone,grinding wheel&the like of oth agglomert abrasv/ceramic	337.745	4.656.984	1.383.540	10.476.857
6804230000	Oth millstone,grindstone,grinding wheel&the like of natural stone	164.697	1.559.613	219.315	1.881.625
6804300000	Hand sharpening/polishing stones	270.784	4.244.525	219.489	3.464.901
6805100000	Natural, art. abrasive powder,grainon a base of woven textile fabric only	255.993	952.811	1.083.601	3.876.276
6805201000	Polishing discs on base of paper/paperboard only	13.465	92.075	73.140	421.068
6805209000	Oth natural abrasive on base of paperor paperboard only	182.647	1.760.125	397.554	3.837.620
6805300010	Abrasiv powder/grain,natural/artificial,base of oth materl,polishing discs	20.989	253.991	137.626	949.664
6805300090	Abrasiv powder/grain,natural/artificial,base of oth materl,oth thn polish disc	69.515	749.003	191.519	2.098.879
6806100000	Slag wool, rock wool & similar mineralwools, in bulk, sheets/rolls	845.913	6.612.270	902.619	11.054.642
6806200000	Exfoliated vermiculite, expanded clays,foamed slag,similar exp.mineral mtrials	13.931	179.786	15.667	196.676
6806900000	Insulating, sound-insulating/sound-absorbing mineral materials	420.503	2.328.067	536.447	4.247.654
6807100000	Articles of asphalt/of similarmaterial in rolls	345.721	4.152.035	223.276	2.521.343
6807900000	Oth articles asphalt/similar material	650.069	3.996.554	448.822	2.726.996
6808000000	Panels, boards, tiles, & similar art.of vegetable fibre, agg with cement etc	71.095	1.623.973	53.935	1.986.773
6809110000	Boards, sheets faced, reinforced withpaper/board only	355.028	5.486.063	63.859	940.294
6809190000	Board, sheet not faced, reinforced withpaper/board only	1.909.757	15.035.020	296.385	3.226.646
6809909000	Articles of plaster/of compositionsbased on plaster oth than dental moulds	275	131.532	202	50.546
6810110000	Tile,flagstone,brickssimilar articlebuilding blocks & bricks	25.496	600.306	10.711	305.935
6810190000	Tile,flagstone,brickssimilar articleoth thn building block&brick	49.715	1.035.213	80.051	1.032.842
6810910010	Prefabrcat structrl componnt for build/civil engineering concrete building pile	0	954.905	0	100.281
6810910090	Prefabrcat structrl componnt for build/civil engineer oth thn concr build pile	1.265	114.236	2.760	145.293
6810990090	Oth prefabricated structural component	9.666	1.845.545	6.587	456.987
6811400000	Article of cemnt,cellulosefibr/the likecontaining asbestos	258.965	3.663.822	66.300	831.238
6811810000	Article of cemnt,cellulosefibr/the likenot containing asbestos corrugated sheet	13	16	28	40
6811820000	Article of cemnt,cellulosefibr/the likeoth sheet,panel,tile&similar article	912.292	4.798.883	180.002	2.687.162
6811830000	Article of cemnt,cellulosefibr/the liketubes, pipes and tubes/pipe fittings	65.101	266.546	64.821	343.731
6811890000	Oth article of cement,cellulosefibr/the like	721	76.575	17.540	251.795
6812801000	Cloth&accessori,paper,millboard&felt,fabricated crocidolite fibres	2.112	17.907	18.685	77.695
6812809000	Oth thn cloth&accessori,millboard&felt,paper,fabricated crocidolite fibres	46.330	543.888	290.487	3.505.244
6812910000	Oth fabricat asbestos fibres;mix with aasbestos,cloth&accessr,footwear&headgea	29	7.731	248	88.882
6812920000	Oth fabricat asbestos fibres;mix with aasbestos,paper,millboard&felt	658	75.503	8.208	355.012
6812930000	Oth fabricat asbestos fibres;mix with aasbstos,compres fbrs joint,in sheet/roll	43.508	245.587	50.508	492.600
6812991000	Oth fabricat asbestos fibres;mix with aasbests,cloth&accessori,paper,millboard	753	3.789	6.878	26.547
6812999000	Oth fabricat asbestos fibres;mix with aasbestos,oth woven/knitted fabrics	42.107	666.619	98.645	1.025.985
6813200000	Friction material and articles thereofcontaining asbestos	12.325	177.351	54.292	1.160.151
6813810000	Friction material&article thereof notcontaining asbestos brake lining&pad	92.210	831.825	739.855	7.510.353
6813890000	Friction material&article thereof notcontaining asbests oth brake lining&pad	56.406	879.517	1.293.931	8.400.539
6814100010	Worked mica & articles of mica, agglomerated,sheets,strips, simply cut to shape	15.322	92.448	112.146	366.376
6814100090	Oth worked mica & articles of mica,agglomerated, reconstituted	10	27.970	11.560	141.616
6814900010	Worked mica & articles of mica, in rolls & pieces, simply cut to shape	2.522	18.911	26.722	134.526
6814900090	Oths worked mica & articles of mica	66	9.091	2.390	71.636
6815101000	Yarn/thread non-electrical articlesgraphite/carbon	9.249	13.335	23.548	74.861
6815102000	Bricks, paving slabs, floor tiles, etcnon electrical articles graphite/carbon	267.281	1.951.518	484.933	1.366.872
6815109000	Oth non electrical articles graphiteor carbon	26.694	144.672	118.597	697.091
6815200000	Articles of peat	0	8.092	0	15.394
6815910000	Articles of stone, contents magnesite,dolomite/chromite	0	365.282	0	122.344
6815990000	Oth articles of stone,oth thn contentmagnesite,dolomite/chromite	13.058	80.773	48.595	223.318
6901000000	Bricks,blocks,tiles & oth ceramic goods of siliceous fossil meals/of similar	21	58.795	563	139.357
6902100000	Goods of siliceous cont by weight,singly/together mg,ca,cr > 50%	1.530.987	12.794.677	1.550.001	12.720.175
6902200000	Goods of siliceous cont by weight,singly/together alumina,silica > 50%	990.962	14.609.408	1.284.842	18.356.745
6902900000	Goods of siliceous cont by weight, ofoth metals compound	2.840.452	29.333.501	2.623.821	38.248.724
6903100000	Oth refractory ceramic goods cont byweight, graphite/carbon > 50 %	14.278	140.427	106.972	692.309
6903200000	Oth refractory ceramic goods cont byweight, alumina/silica > 50%	58.735	945.841	214.549	2.826.624
6903900000	Oth refractory ceramic goods cont byweight, oth metal compound > 50%	154.978	2.863.560	941.324	8.943.445
6904100000	Ceramics building bricks	38.612	218.230	32.266	254.963
6904900000	Flooring blocks, support/filler tiles& the like	2.330	40.195	6.187	104.041
6905100000	Roofing tiles of ceramic	0	397.341	0	251.380
6905901000	Lining bricks for ball millslining bricks for ball mills	1	146.589	57	184.445
6905909000	Chimney-pots,cowls,chimney liners, architectural ornaments & oth ceramic constr	1.132	24.734	5.550	36.622
6906000000	Ceramic pipes, conduits, guttering,pipefittings.	330	14.394	8.639	180.963
6907100000	Tile,cube&similar article,whether/notrectangular,circle <7cm	96	135.449	936	130.899
6907900000	Oth thn tile,cube&similar article,whether/not rectangular,circle<7cm	9.304.366	76.447.679	2.654.910	20.512.516
6908100000	Oth thn tile,cube&similar article,whether/not rectangular,circle>=7cm	2.335	174.694	1.665	156.890
6908901000	Oth thn tile,cube&similar articl,whethr/not rectangular,circle>=7cm,plain tile	43.925	2.417.411	14.849	651.161
6908909000	Oth tiles	2.397.666	26.289.973	765.934	7.491.376
6909110000	Ceramic wares for laboratory, chemicalor oth technical of porcelain/china	298.440	1.311.007	404.685	5.958.216
6909120000	Ceramic wares having a hardness >= 9the mohs scale	197.082	2.276.796	241.106	3.101.434
6909190000	Oth ceramic wares for laboratory,chemical/oth technical uses	15.923	420.748	37.334	1.796.559
6909900000	Ceramic trough,tub,used in agricultureceramic pots, jars for packing of goods	4.749	67.706	20.411	306.446
6910100000	Ceramic sinks, wash basins, wash basinof porcelain/china	321.960	5.995.186	295.763	5.468.738
6910900000	Ceramic sinks, wash basins, wash basinof oth than porcelain/china	196.685	1.751.654	416.098	1.882.751
6911100000	Tableware & kitchenware of porcelain/china	2.200.981	20.202.984	801.434	8.204.283

**I.3. IMPOR MENURUT KOMODITI / IMPORT BY HS COMMODITY**  
**\*\*\*NOVEMBER / NOVEMBER 2009 \*\*\***

H S	Uraian Komoditi Commodity Description	Berat Bersih / Net Weight (Kg)		Nilai / Value C.I.F (US\$)	
		Bulan ini Current Month	Kumulatif Cum.Jan. to date	Bulan ini Current Month	Kumulatif Cum.Jan. to date
6911900000	Oth household, toilet articles of porcelain/china	19.880	96.345	17.142	174.317
6912000000	Tableware & kitchenware, oth household toilet art, oth than porcelain/china	139.852	765.344	132.539	868.447
6913100000	Statuettes & oth ornamental ceramic art.of porcelain/china	33.021	799.384	22.014	607.795
6913900000	Statuettes & oth ornamental ceramic art.of oth than porcelain/china	50.375	163.159	51.315	212.361
6914100000	Oth ceramic articles of porcelain/china	28.260	416.758	23.816	390.263
6914900000	Oth ceramic articles of oth than porcelain/china	7.314	182.336	60.578	438.694
7001000000	Cullet & oth waste & scrap of glass;glass in the mass.	6.076.803	29.362.491	378.545	2.127.829
7002100000	Glass in balls	10.103	396.472	24.979	167.639
7002200000	Glass in rods	240	3.117	3.402	34.745
7002311000	Fused quartz/oth fused silica for vacuum tubes	0	2.706	0	232.601
7002319010	Fused quartz/oth fused silica forenamel glass	93	4.018	2.972	24.825
7002319090	Glass in ball,tube of fused quartz/oth fused silica,oth thn boro silic glas tube	20.393	221.926	261.437	1.720.117
7002321000	Glass having a linear coefficient 0-300celcius for vacuum tubes	0	769	0	98.898
7002329010	Glass having a linear coefficient 0-300celcius for venamel glass	662.773	4.666.955	1.260.980	9.105.836
7002329090	Glass having a linear coefficient 0-300celc oth thn vacuum/boro silic glas tube	5.807	64.421	216.992	814.050
7002391000	Oth transparent neutral glass for vacuum tubes	208	15.342	5.139	97.813
7002399010	Oth transparent neutral glass for enamel glass	0	231	0	20.920
7002399090	Oth glass having linear coeff. 0-300coth thn vacuum&boro silic glas tube	0	19.020	0	211.743
7003121000	Optical colored glass, not optically worked	12.260	135.021	119.874	1.358.069
7003122000	Non wired sheets,in squares/rectangularshape incl.1,2,3,4 corners cut, colored	31.277	1.822.444	15.938	445.872
7003129000	Oth non-wired sheets colored glass	151.889	1.082.903	45.722	924.644
7003199000	Oth non-wired sheets not colored glass or profiles	785.375	4.680.494	223.697	1.359.935
7003200000	Cast glass and rolled glass,wired sheets	0	48.103	0	65.880
7003300000	Cast glass and rolled glass,profiles	0	35.229	0	89.278
7004209000	Optical drawn, blown glass, optically worked, flashed, opacified, absorbent	514	666.932	865	501.579
7004909000	Oth optical drawn,blown glass,optically worked,flashed,opacified, absorbent	267.794	4.128.089	90.661	1.340.224
7005101000	Optical float glass,not optically worked,flashed,opacified, absorbent	0	283	0	373
7005109000	Float glass in sheet, optically worked,flashed, opacified, absorbent	82.764	3.541.525	661.938	2.443.749
7005211000	Oth non-wired glass, colored, opacified optical glass, not optically worked	364.090	1.003.436	147.002	395.764
7005219000	Oth non-wired glass, colored, optically worked, flashed, opacified	0	6.364.911	0	2.349.540
7005299000	Oth non-wired glass, not colored,optically worked	443.406	6.243.862	197.549	2.159.226
7005300000	Float glas&surface ground/polish glas,wired glass	8	8	163	163
7006001000	Optical glass, not optically worked for glass of heading 70,03,70.04,70.05	148	76.608	639	131.901
7006009000	Optical glass, optically worked for glass of heading 70,03,70.04,70.05	143.639	1.486.708	169.486	1.556.209
7007111000	Toughened (tempered) safety glass suitable for vehicles of chapter 87	31.499	446.889	111.639	2.171.871
7007112000	Toughened (tempered) safety glass suitable for aircraft,spacecraft of chap 88	0	4	0	20
7007113000	Toughened (tempered) safety glass suitable for railway/tramway, chapter 86	0	76	0	1.372
7007114000	Toughened (tempered) safety glass suitable for ships,boats,floating chapter 89	54	1.414	4.221	8.735
7007191000	Toughened (tempered) safety glass suitable for earth moving machinery	4	6.156	255	53.287
7007199000	Toughened (tempered) safety glass suitable for oth machinery	4.961	500.704	22.988	1.919.956
7007211000	Laminated safety glass suitable for vehicles of chapter 87	25.592	188.137	76.868	934.865
7007212000	Laminated safety glass suitable for aircraft/spacecraft of chapter 88	0	8	0	273
7007213000	Laminated safety glass suitable for railway/tramway locomotives, chapter 86	0	3	0	15
7007214000	Laminated safety glass suitable for ships,boats,floating struct, chapter 88	0	17	0	151
7007291000	Laminated safety glass suitable for earth moving machinery	10	621	149	13.453
7007299000	Laminated safety glass suitable for oth machinery	4.483	111.691	20.795	395.082
7008000000	Multiple-walled insulating units of glass.	219.736	1.265.011	186.920	1.303.959
7009100000	Rear-view mirrors for vehicles	138.480	1.184.917	1.040.556	9.315.542
7009910000	Glass mirros, unframed	8.178	962.422	43.212	1.667.714
7009920000	Glass mirros, framed	19.191	558.534	55.307	1.224.573
7010100000	Ampoules of glass	11.337	391.827	107.011	1.608.468
7010200000	Stoppers, lids & oth closures of glass	28.131	196.417	44.700	460.737
7010901000	Carboys, demijohns & bottles for injectables of a capacity > 1 ltr, of glass	404	40.639	2.239	50.360
7010902000	Bottles & vials for antibiotics, serums & oth injectables of capacity < 1 ltr	482.777	2.046.536	304.682	2.090.113
7010903000	Oth bottles for intravenous fluids of glass	22.806	616.622	63.482	853.850
7010909000	Flask, jars, pots, phials, oth container of glass	5.827.092	56.586.940	2.817.148	30.013.257
7011101000	Stem for electric lighting	1.052	212.262	27.223	621.049
7011109000	Glass envelopes for electric lighting oth than stem	309.720	3.863.992	221.237	3.467.729
7011201000	Television tubes, cathode-ray tubes	688.975	7.187.413	544.695	5.627.167
7011209000	Cathode-ray tubes, oth than television	0	90.743	0	146.002
7011900000	Oth glass envelopes, bulbs,tubes,open& glass parts thrf, without fitting	79	214.898	660	279.576
7013100000	Glassware of a kind used for table,kitchen, toilet, office of glass-ceramic	79.908	1.103.747	185.270	2.057.891
7013220000	Stemware drinking glasses, of lead crystal	0	423	0	41.746
7013280000	Stemware drinking glasses, neither glass-ceramics nor lead crystal	71.235	1.950.497	121.474	2.509.478
7013330000	Other drinking glasses, of lead crystal	0	17.902	0	24.250
7013370000	Other drinking glasses, neither glass-ceramics nor lead crystal	102.328	1.120.089	132.990	1.840.516
7013410000	Glassware for table (not drinking glass)kitchen purposes, of lead crystal	0	14.192	0	24.164
7013420000	Glassware for table (not drinking glass)kitchen,linear coef<5x10-6/Kelvin,0-3000C	0	2.128	0	3.077
7013490000	Oth glassware for table(not drink glass)kitchen purposes, not ceramics	54.126	1.212.809	115.450	1.712.341
7013910000	Other glassware of lead crystal	360	21.832	945	54.516
7013990000	Other glassware	304.136	3.127.992	370.077	4.671.692
7014001000	Signalling glassware & optical element for motor vehicles	55	21.548	1.480	34.081

**I.3. IMPOR MENURUT KOMODITI / IMPORT BY HS COMMODITY**  
**\*\*\*NOVEMBER / NOVEMBER 2009 \*\*\***

H S	Uraian Komoditi Commodity Description	Berat Bersih / Net Weight (Kg)		Nilai / Value C.I.F (US\$)	
		Bulan ini Current Month	Kumulatif Cum.Jan. to date	Bulan ini Current Month	Kumulatif Cum.Jan. to date
7014009010	Lighthouse lamp,ship/locomotive/railwaylenter, aircraft, beacons aerodromes	11	6.870	190	7.468
7014009090	Other signalling glassware & opticalements of glass, not optically worked	65.654	97.210	86.899	245.488
7015100000	Glasses for corrective spectacles	74.280	314.977	510.371	4.412.538
7015901000	Clock or watch glasses	149	324.865	5.248	260.283
7015909000	Glasses for non-corrective spectacles;hollow glass spheres & their segments	367	28.540	7.443	106.643
7016100000	Glass cubes & oth glass smallwares,for mosaics or decorative purposes	19.447	210.540	32.427	269.848
7016900000	Oth articles of moulded glass; leadedlights; multicellular & smrlr forms	56.302	2.476.768	55.203	8.844.150
7017101000	Quartz reactor tubes and holders,for production of semiconductor	0	575	0	6.560
7017109000	Other laboratory or pharmaceuticalof fused quartz or oth fused silica	7.095	124.360	118.907	1.870.319
7017200000	Laboratry, hygienic/pharmaceutical withcoef< 5x10-6/kelvin, 0 - 3000 c	1.612	31.721	58.643	436.075
7017900000	Laboratory, hygienic/pharmaceuticalglassware, fused quartz/oth fused silica	15.242	85.852	117.136	761.135
7018100000	Glass beads, imitation pearls,imitation precious & glass smallwares	242.432	3.329.729	399.209	3.727.760
7018200000	Glass microspheres <=1mm in diameter	29.705	352.047	14.413	126.651
7018900000	Glass eyes, not prsthtc artcls, ornamntof lamp-worked glass,not imitn jewelry	35.109	294.919	45.445	724.317
7019110000	Chopped strands,of a length <= 50 mm	60.745	443.493	82.241	623.284
7019120000	Rovings of glass fibres	554.975	2.553.468	364.170	1.826.297
7019191000	Yarn of glass fibres	20.000	117.527	9.400	101.699
7019199000	Sliver & chopped strand of glass fibers	65.321	959.305	778.937	4.084.180
7019310000	Mats of glass fibres	580.943	4.789.430	687.234	5.581.553
7019320000	Thin sheets (voiles) of glass fibres	98.552	322.636	384.453	983.622
7019391000	Asphalt/coal-tar impregnad glass-fibreouterwrap for pipelines	54.857	248.613	237.493	1.574.416
7019399000	Mattresses,boards and similamonwoven products of glass fibres	157.059	1.333.727	241.781	2.093.476
7019400000	Woven fabrics of glass fibres rovings	260.702	1.705.216	276.707	1.753.689
7019510000	Oth woven fabric,of a width <= 30 cm	0	1.194	0	26.349
7019520000	Oth woven fabric,of a width > 30 cmlain weave, of single yarn	16.426	50.241	25.168	130.961
7019590000	Oth woven fabric,of a width > 30 cm	8.364	159.335	41.300	507.640
7019903000	Escape chutes of glass fibres	0	634	0	9.234
7019909000	Other articles of glass fibres	265.282	2.662.271	400.640	5.785.766
7020001100	Glass moulds for the manufacture ofacrylic goods	5	33.703	20	49.941
7020001900	Glass moulds for other purposes	1.107	17.042	29.577	324.140
7020002000	Quartz reactor tubes & holders designedfor production of semiconductor wafers	279	8.942	4.482	70.104
7020009000	Other articles of glass.	425.659	2.408.693	558.814	3.505.876
7101100000	Natural pearls	124	2.924	3.784	59.911
7101210000	Cultured pearls, unworked	0	67	0	7.169
7101220000	Cultured pearls, worked	0	4	0	886
7102290000	Diamonds, worked, not mounted or set,industrial	0	78	0	4.056
7103100000	Precious stones, unworked or simplsawn or roughly shaped	0	61	0	1.011
7103990000	Other precious stones, worked	0	541	0	7.023
7104102000	Piezo-electric quartz, worked	0	4	0	11.908
7104900000	Other synthetic precious stones,worked	2	6.188	344	496.792
7105100000	Dust and powder of diamonds	104	1.799	53.358	256.353
7105900000	Dust & powder of other natural orsynthetic precious/semi precious stones	0	500	0	7.277
7106100000	Silver powder	0	182	0	29.799
7106910000	Silver, unwrought	1.085	17.113	551.481	4.759.271
7106920000	Silver, semi-manufactured	2.592	8.281	201.811	5.449.990
7107000000	Base metals clad with silver,notfurther worked than semi-manufactured.	0	372	0	163.580
7108110000	Gold powder	235	4.614	19.179	542.726
7108121000	Gold in lumps, ingots or cast bars	5.187	15.840	1.168.937	3.619.197
7108129000	Gold in other unwrought forms :	4.789	50.681	831.931	5.053.837
7108130000	Gold,non monetary,oth semi-manufacturedform	115	10.547	1.521.442	11.662.119
7109000000	Base metals/silver,clad with gold notfurther worked than semi-manufactured	7	329	7.524	100.356
7110111000	Platinum, in lumps, ingots, cast bars,powder or sponge	371	806	1.051	9.469
7110119000	Platinum in oth form, unwrought	26	1.153	294	16.822
7110190000	Platinum, wrought	48	176	1.827	9.186
7110212000	Palladum in lumps, ingots, cast bars,powder or sponge	9	189	465	4.935
7110219000	Palladum, unwrouht, in other form	0	923	0	1.890
7110290000	Palladum, wrought	0	6	0	3
7110319000	Rhodium, unwrouht, in other form	9	10	2.862	2.990
7110390000	Rhodium, wrought	9	10	45	263
7110411000	Iridium, osmium & ruthenium in lumpingots,cast bars,powder or sponge	0	90	0	985
7110490000	Iridium, osmium & ruthenium, wrought	0	1.688	0	50.079
7111009000	Base metals, clad with platinumsemi-manufactured	0	2	0	4.021
7112300000	Ash containing precious metal orprecious metal compounds	0	61	0	798
7112910000	Waste & scrap of gold, incl. metalclad with gold	1	1	1	1
7113111000	Parts of jewellery of silver	667	57.450	581.767	5.840.408
7113119000	Jewellery of silver	1.562	7.550	17.904	129.602
7113191000	Parts of jewellery of other preciousmetal	3	14	48.249	87.400
7113199000	Jewellery of other precious metal	191	16.259	110.409	2.124.627
7113201000	Parts of jewellery of base metal,clad with precious metal	8	41	401	10.198
7113209000	Jewellery of base metal, clad withprecious metal	0	4.020	0	27.233
7114110000	Articles of silversmiths wares ofsilver, whether or not plated or clad	0	267	0	4.082
7114190000	Articles of goldsmiths wares ofoth precious metal,	0	85	0	1.084

**I.3. IMPOR MENURUT KOMODITI / IMPORT BY HS COMMODITY**  
**\*\*\*NOVEMBER / NOVEMBER 2009 \*\*\***

H S	Uraian Komoditi Commodity Description	Berat Bersih / Net Weight (Kg)		Nilai / Value C.I.F (US\$)	
		Bulan ini Current Month	Kumulatif Cum.Jan. to date	Bulan ini Current Month	Kumulatif Cum.Jan. to date
7114200000	Articles of goldsmiths wares of base metals, clad with precious metal	0	2	0	48
7115100000	Catalysts of platinum, in the form of wire cloth or grill	10	503	329	13.063
7115901000	Other articles of golds or silver	0	1	0	4.094
7115909000	Other articles of precious metal/ of metal clad with precious metal	0	101.968	0	241.458
7116100000	Articles of natural/cultured pearls	67	89	460.867	864.695
7116200000	Articles of precious/semi-precious stones (natural/synthetic/reconstructed)	0	1.385	0	249.170
7117111000	Parts cuff-links and studs, of base metal, whether or not plated	2	590	43	20.653
7117119000	Cuff-links and studs of base metal whether/not plated with precious metal	10.395	69.578	28.093	204.303
7117191000	Bangles of base metal, whether or not plated with precious metal	3.315	53.080	23.876	257.086
7117192000	Parts of other imitation jewellery of base metal, whether or not plated	245	6.608	2.689	9.901
7117199000	Other imitation jewellery of base metal whether or not plated	118.485	1.015.316	790.089	6.785.360
7117901000	Bangles	7.968	56.288	20.080	116.435
7117902000	Other imitation jewellery	206.295	1.912.874	365.757	3.858.813
7117909000	Parts of imitation jewellery	21.359	108.321	57.314	776.056
7118101000	Silver coin, not being legal tender	0	83	0	1.919
7118109000	Other coin (not gold coin), not being legal tender	0	4.803	0	11.525
7118902000	Silver coin, being legal tender	0	385	0	159
7118909000	Other coin (other than gold/silver coin)	1	19.882	18	82.246
7201100000	Non-alloy pig iron cont. by weight 0.5% or less of phosphorus	1.391.931	43.158.690	612.154	15.116.708
7201200000	Non-alloy pig iron cont. by weight more than 0.5% of phosphorus	0	159	0	4.017
7201500000	Alloy pig iron; spiegeleisen	0	40.929.486	0	15.109.776
7202110000	Ferro-manganese, cont. by weight more than 2% of carbon	611.000	7.919.257	798.375	5.509.520
7202190000	Ferro-manganese, cont. by weight <= than 2% of carbon	101.000	1.924.859	271.907	4.490.963
7202210000	Ferro-silicon, cont. by weight more than 55% of silicon	1.641.490	11.676.736	1.967.902	13.939.234
7202290000	Ferro-silicon, cont. by weight <= than 55% of silicon	290.252	1.838.909	599.084	3.403.888
7202300000	Ferro-silico-manganese	2.750.763	23.187.266	3.351.182	24.247.651
7202410000	Ferro-chromium, cont. by weight more than 4% of carbon	160.724	439.844	293.051	712.728
7202490000	Ferro-chromium, cont. by weight <= than 4% of carbon	22.382	199.821	72.975	571.255
7202500000	Ferro-silico-chromium	0	56.397	0	112.336
7202600000	Ferro-nickel	180	1.576	570	17.714
7202700000	Ferro-molybdenum	8.703	152.487	57.558	2.237.534
7202800000	Ferro-tungsten & ferro-silico-tungsten	0	2.509	0	2.400
7202910000	Ferro-titanium and ferro-silico-titanium	30.000	142.130	58.360	442.895
7202920000	Ferro-vanadium	0	27.316	0	366.534
7202930000	Ferro-niobium	0	44.385	0	1.008.057
7202990000	Other ferro-alloys	138.089	1.957.849	278.993	4.022.531
7203100000	Ferrous products obtained by direct reduction of iron ore	39.715	161.721.011	20.632	49.606.027
7203900000	Other ferrous products	189.291	261.848	173.821	436.049
7204100000	Waste and scrap of cast iron	804.100	23.001.348	209.850	6.924.291
7204210000	Waste and scrap of stainless steel	132	124.595	246	87.773
7204290000	Waste and scrap of other alloy steel	80.109.546	307.338.765	24.259.976	92.045.821
7204300000	Waste & scrap of tinned iron or steel	2.280.685	11.281.496	821.064	3.353.799
7204410000	Turnings, shavings, chips, milling waste, sawdust, filings, trimmings & stampings	1.607.740	6.898.134	414.938	1.846.520
7204490000	Other ferrous waste and scrap :	149.677.834	921.290.533	49.683.239	273.802.988
7204500000	Remelting scrap ingots	0	14.150	0	124.518
7205100000	Granules of pig iron, spiegeleisen, iron or steel	643.504	4.948.874	769.288	5.490.559
7205210000	Powder of alloy steel	139.696	976.174	282.014	2.290.188
7205290000	Powder of pig iron, spiegeleisen, iron or steel (other than alloy steel)	167.054	2.505.131	278.133	3.668.029
7206101000	Iron and non-alloy in ingots containing by weight > 0.6% of carbon	0	226.201	0	171.594
7206109000	Iron and non-alloy in ingots containing by weight <= 0.6% of carbon	22.936	911.973	54.048	766.526
7206900000	Iron and non-alloy in primary form other than ingots	184.426	2.760.387	1.397.718	11.118.714
7207110000	Semi-finished iron/non-alloy cont. < 0,25% carbon, rectangular, square	29.051.247	501.298.090	13.958.554	202.465.932
7207121000	Slabs of iron/non alloy, cont. < 0,25% of carbon, other than square	267.449.494	1.188.297.205	125.660.381	504.260.062
7207129000	Other semi-finished iron/non-alloy cont. < 0,25% carbon, rectangular, not square	9.965.716	112.335.585	4.796.200	50.761.421
7207190000	Other semi-finished iron/non-alloy cont. < 0,25% of carbon	320.250	12.272.072	161.951	6.643.401
7207201100	Slabs of iron/non alloy, cont. by weight > 0.6% of carbon	50.493	87.350	43.678	75.364
7207201900	Other semi-finished iron/non-alloy cont. by weight > 0.6% of carbon	11.298	2.591.831	22.771	2.049.124
7207209100	Slabs of iron/non alloy, cont. by weight 0,25% <= carbon <= 0.6%	159.017	913.006	144.393	744.878
7207209900	Other semi-finished iron/non-alloy cont. by weight 0,25% <= carbon <= 0,6%	822.982	15.568.740	698.623	14.632.628
7208100000	Flat-rolled iron/nas, HRC, relief width > 600 mm	9.478.172	39.295.776	5.683.621	22.026.162
7208251000	Flat-rolled iron/nas, HRC, pickled, width > 600 mm, thick >= 4.75 mm for re-rolling	20	14.167.461	14	7.307.067
7208259000	Flat-rolled iron/nas, HRC, pickled, width > 600 mm, thick >= 4.75 mm, not re-rolling	2.699.962	19.967.047	2.020.942	21.287.498
7208260000	Flat-rolled iron/nas, HRC, pickled, width > 600 mm, thick > 3 mm or but thick < 4,75 mm	6.826.223	46.566.809	5.059.777	37.715.684
7208270000	Flat-rolled iron/nas, HRC, pickled, width > 600 mm, of a thickness of less than 3 mm	14.455.874	96.161.420	10.413.749	76.444.641
7208360000	Flat-rolled iron/nas, HRC, width > 600 mm, thick > 10 mm	68.667	13.024.554	53.496	14.254.859
7208370000	Flat-rolled iron/nas, HRC, width > 600 mm, of a 4,75 < thick < 10 mm	2.247.055	26.509.047	1.545.460	19.503.932
7208380000	Flat-rolled iron/nas, HRC, width > 600 mm, of a 3 < thick < 4,75 mm	3.947.427	28.560.572	2.435.487	16.408.716
7208390000	Flat-rolled iron/nas, HRC, width > 600 mm, thick < 3 mm	25.803.779	231.052.120	16.107.821	122.763.785
7208400000	Flat-rolled iron/nas, HRnCre relief	1.929.176	4.865.010	1.157.431	3.235.678
7208510000	Flat-rolled iron/nas, HRnCr, width > 600 mm, of a thickness > 10 mm	9.490.102	98.063.666	13.490.640	93.599.392
7208520000	Flat-rolled iron/nas, HRnCr, width > 600 mm, 4,75 < thickness < 10 mm	2.678.421	67.055.410	3.286.683	50.719.731
7208530000	Flat-rolled iron/nas, HRnCr, width > 600 mm, 3 < thickness < 4,75 mm	102.974	1.496.211	327.155	1.614.127

I.3. IMPOR MENURUT KOMODITI / IMPORT BY HS COMMODITY

\*\*\*NOVEMBER / NOVEMBER 2009 \*\*\*

H S	Uraian Komoditi Commodity Description	Berat Bersih / Net Weight (Kg)		Nilai / Value C.I.F (US\$)	
		Bulan ini Current Month	Kumulatif Cum.Jan. to date	Bulan ini Current Month	Kumulatif Cum.Jan. to date
7208540000	Flat-rolled iron/nas, HRnC,width>600 mm, thickness < 3 mm	7.542	2.385.171	14.276	1.698.508
7208900000	Other Flat-rolled iron/nas	4.166.010	21.776.242	3.623.506	20.741.967
7209150000	Flat-rol in coils, cold-rolledwidth > 600 mm, thickness >3 mm	349.891	3.842.541	246.134	4.023.961
7209160010	Flat-crc, pickled or not, 1<thick<3mm,600 < width < 1250 mm	9.322.197	65.227.421	6.839.497	49.544.714
7209160090	Flat-crc, pickled or not, 1<thick<3mm,width > 1250 mm	2.664.535	18.686.739	1.567.565	15.899.601
7209170010	Flat-crc, pickled or not, 0.5<thick<1mm,600 < width < 1250 mm	23.278.272	143.538.349	16.387.429	103.803.594
7209170090	Flat-crc, 0.5<thickness<1mmwidth > 1250 mm	6.236.685	57.653.417	4.782.846	47.791.854
7209181000	Tin-mill blackplate (tmbp), crcof a thickness < 0.5 mm	9.296.339	73.068.976	7.080.780	60.139.773
7209182000	Flat-crc, thickness<= 0,17 mmcontaining by weight<= 0.6% of carbon	0	6.955.960	0	4.068.937
7209189000	Flat-crc, 0,17< thickness< 0,5 mmcontaining by weight<= 0.6% of carbon	18.899.813	142.003.017	13.390.869	90.927.004
7209250000	Flat of iron/non-alloy, not in coilcold rolled, of a thickness >= 3 mm	578.595	7.909.349	618.112	6.827.328
7209260010	Flat of iron/non-alloy, not coil,coldrolled,1mm<thickness<3mm,width<=1,250 mm	201.865	1.398.548	94.872	717.592
7209260090	Flat of iron/non-alloy, not coil,coldrolled,1 mm<thickness<3mm,width>1,250 mm	15.457	1.133.476	10.820	545.559
7209270010	Flat of iron/non-alloy,not coil,coldrolled,0.5mm<thickness<1mm,width<1,250mm	145.827	721.247	68.542	451.233
7209270090	Oth flat of iron/non-alloy,not incoil,cold rolled,0.5mm =< thickness<1 mm	0	779.806	0	458.080
7209281000	Flat-CRnC, thickness<= 0,17 mmcontaining by weight<= 0.6% of carbon	0	2.401.313	0	2.091.294
7209289000	Flat-CRnC, 0,17< thickness< 0,5 mmcontaining by weight<= 0.6% of carbon	150.978	1.093.380	72.088	635.348
7209901000	Flat of iron/non-alloy, cold-rolled,corrugated form	65.687	229.101	143.677	486.032
7209909000	Flat of iron/non-alloy, cold-rolled,other than corrugated form	628.107	4.922.540	88.371	1.544.670
7210111000	Flat-rolled of iron/nas,carbon>=0.6%plated or coated with tin,thick > 0,5mm	80.383	1.772.842	88.810	2.367.502
7210119000	Flat-rolled of iron/nas,carbon< 0.6%plated or coated with tin,thick > 0,5mm	2.633	12.536.721	4.976	12.253.557
7210121000	Flat-rolled of iron/nas,carbon>=0.6%plated or coated with tin,thick < 0,5mm	3.130.915	24.715.135	3.258.619	29.571.164
7210129000	Flat-rolled of iron/nas,carbon< 0.6%plated or coated with tin,thick < 0,5mm	8.599.293	48.251.192	8.023.562	49.333.920
7210201000	Flat-rolled of iron/nas,carbon>=0.6%plated or coated with lead, thick <1,5mm	58.700	2.398.811	83.071	3.558.459
7210209000	Flat-rolled of iron/nas,carbon>=0.6%plated or coated with lead, thick >1,5mm	24.221	1.589.070	85.844	2.210.827
7210301000	Flat-rolled of iron/nas,carbon < 0.6%plated or coated with lead, thick <1,5mm	5.414.100	31.760.910	4.739.451	27.513.032
7210309000	Flat-rolled of iron/nas,carbon < 0.6%plated or coated with lead, thick >1,5mm	1.335.679	16.584.795	1.878.646	22.777.939
7210419000	Flat-rollof iron/nas,othwise plated zinc,carbon< 0.6% ,corrugated,thick> 1,5mm	0	208.033	0	156.407
7210491000	Flat-rolled of iron/non-alloy, othwiseplated zinc,not corrugated,thick <=1.2mm	5.318.766	37.009.615	4.526.682	34.401.803
7210492000	Flat-rollof iron/nas,othwise plated zinccarbon< 0.6% ,n-corrugated,thick<= 1,5mm	2.390.820	6.060.752	1.921.366	4.883.466
7210499000	Flat-rolled of iron/non-alloy, othwiseplated zinc,not corrugated,thick > 1.2mm	1.782.100	8.616.630	1.600.074	8.396.225
7210500000	Flat-rolled iron/non-alloyplated with cromium & or chromium oxides	2.365.147	18.093.713	2.321.158	20.021.091
7210611000	Flat-rolled iron/non-alloyplated with alumnm-zinc,thickness<=1.2mm	8.175.260	39.052.527	6.815.744	32.281.486
7210619000	Flat-rolled iron/non-alloyplated with alumnm-zinc,thickness >1.2mm	3.351.849	21.616.476	3.132.418	15.916.474
7210691000	Flat-rolled iron/non-alloyplated with oth alumnm,thickness<=1.2mm	218.614	9.303.000	247.575	6.251.719
7210699000	Flat-rolled iron/non-alloyplated with oth alumnm,thickness >1.2mm	156.500	1.727.821	147.547	1.604.047
7210701000	Flat-rollof iron/nas,painted, varnished,coated plastics,carbon<0.6%,thick<=1,5mm	8.171.613	31.892.843	8.344.994	33.101.066
7210709000	Flat-rollof iron/nas,painted, varnished,coated plastics,carbon<0.6%,thick>1,5mm	12.595	2.923.151	23.059	3.189.289
7210901000	Flat-rollof iron/nas,plated,coated othmetal,carbon<0.6%,thick<=1,5mm	25	698.723	50	841.941
7210909000	Flat-rollof iron/nas,plated,coated othmetal,carbon<0.6%,thick>1,5mm	286.898	5.100.856	715.545	8.272.481
7211131000	Hoop,strip iron/not alloy, HR, not clad150 mm<width<600mm,thick <= 4mm	0	11.987	0	67.248
7211132000	Rolled on 4 faces/in closed box,HR, notclad, corrugated,carbon<=0,6%,thick<=4m	0	3.464	0	12.777
7211139000	Rolled on 4 faces/in closed box,HR, notclad, oth shape,thick<=4mm, width>150m	201.402	7.289.491	142.648	5.121.578
7211141000	Hoop&strip iron/not alloy, HR, not cladcarbon<=0,6%,thick>=4,75mm, width<400m	0	198.659	0	274.392
7211142000	Flat-rolled iron/not alloy, HR,not cladcorrugated, carbon <=0,6%,thick>=4,75mm	130	8.863	4.279	81.843
7211149000	Oth flat-rolled iron/not alloy,not cladhr, carbon <=0,6%,thick>=4,75mm	119.953	1.970.552	187.570	2.573.866
7211191000	Hoop&strip iron/not alloy, HR, not cladcarbon<=0,6%,thick<4,75mm, width<400mr	100.477	894.001	146.254	976.033
7211192000	Flat-rolled iron/not alloy, HR,not cladcorrugated, carbon <= 0,6%,thick <4,75mm	0	1.178	0	4.891
7211193000	Oth flat-rolled iron/not alloy,not cladhr, carbon <=0,6%,thick < 0.17 mm	0	2	0	56
7211199000	Oth flat-rolled iron/not alloy,not cladhr, carbon <=0,6%, 0.17<thick<4.75 mm	451.676	5.028.331	381.647	3.573.443
7211232000	Hoop&strip iron/not alloy,CR, not cladcarbon<=0,25%, width < 400mm	29.128	314.989	28.422	268.013
7211239010	Oth flat-rolled iron/not alloy,not cladcr, carbon < 0,25%,thick < 40 mm	0	903	0	900
7211239090	Oth flat-rolled iron/not alloy,not cladcr, carbon < 0,25%, thick >= 40 mm	266.520	1.374.145	246.982	1.549.627
7211291000	Flat-rolled iron/not alloy,CR,not cladcorrugated, carbon >= 0,25%	0	15.008	0	52.662
7211292000	Hoop&strip iron/not alloy,CR, not cladcarbon >= 0,25%, width < 400mm	377.723	2.281.474	410.513	2.317.701
7211293000	Oth flat-rolled iron/not alloy,not cladcr, carbon >= 0,25%,thick < 0.17 mm	0	9	0	158
7211299000	Oth Hoop&strip iron/not alloy,not cladcr, carbon >= 0,25%, width < 400mm	346.546	1.858.443	554.820	3.149.923
7211901000	Oth Hoop&strip iron/not alloy,not cladwidth < 400mm	23.120	712.557	27.771	1.034.381
7211902000	Oth flat-rolled iron/not alloy,not cladcorrugated, carbon < 0,6%	0	19.379	0	163.304
7211903000	Oth flat-rolled iron/not alloy,not cladthickness <= 0.17 mm	0	19	0	359
7211909000	Oth flat-rolled iron/not alloy,not cladthickness > 0.17 mm	363.851	5.841.855	699.291	5.863.433
7212101000	Hoop,strip iron/not alloy, coated tin,width < 400mm	6.454	134.084	9.674	197.729
7212109000	Flat-rolled iron/not alloy, coated tin,400 mm <= width < 600mm	97.660	475.766	107.973	593.585
7212201000	Hoop,strip iron/not alloy, width<400mm,elect coated with zinc	396.499	646.308	289.677	558.024
7212202000	Flat-rolled iron/not alloy,width<600mm,carbon<0.6%,thick<=1,5mm,elect coat zinc	2.106	28.699	12.188	77.738
7212209000	Flat-rolled iron/not alloy, other shapeelect coated with zinc	571.190	1.776.640	455.039	1.535.775
7212301000	Hoop,strip iron/not alloy, coated zinc,width < 400mm non-elect coated zinc	87.359	514.410	79.897	548.238
7212309000	Flat-rolled iron/not alloy, other shape,non-elect coated with zinc	13.084	88.723	19.357	171.134
7212401000	Hoop,strip iron/not alloy, coated zinc,width < 400mm, coated with plastic	272.223	2.443.688	315.304	3.312.481
7212402000	Flat-rolled iron/not alloy, carbon<0.6%,thick > 1.5 mm, coated with plastic	40	798.720	1.152	982.919
7212409000	Flat-rolled iron/not alloy, other shape,painted, varnished/coated with plastics	480.365	10.459.513	689.083	14.195.239
7212501010	Hoop,strip iron/not alloy, width<400 mm,coated with aluminium-zinc alloys	33.077	185.382	101.120	543.158

**I.3. IMPOR MENURUT KOMODITI / IMPORT BY HS COMMODITY**  
**\*\*\*NOVEMBER / NOVEMBER 2009 \*\*\***

H S	Uraian Komoditi Commodity Description	Berat Bersih / Net Weight (Kg)		Nilai / Value C.I.F (US\$)	
		Bulan ini Current Month	Kumulatif Cum.Jan. to date	Bulan ini Current Month	Kumulatif Cum.Jan. to date
7212501020	Hoop,strip iron/not alloy, width<400 mm,coated with chromium	72	593.581	453	479.592
7212501090	Other hoop,strip iron/not alloy,width < 400 mm	0	125.738	0	170.238
7212502090	Other flat-rolled iron/not alloy,carbon<0,6%, thick > 1.5 mm	88.294	652.253	191.477	1.872.133
7212509000	Flat-rolled iron/not alloy, otherwiseplated or coated	172.556	5.035.817	149.283	3.425.318
7212601000	Hoop,strip iron/not alloy, cladwidth < 400mm	44.627	597.226	182.836	2.628.994
7212609000	Flat-rolled iron/not alloy, clad	7.869	1.083.375	45.764	1.006.216
7213100010	Containing indentations,ribs,grooves ofcircular crosssection <= 50 mm2	0	111.525	0	122.885
7213100020	Containing indentations,ribs,grooves ofrectangular, square <= 20 mm2 in width	0	773.054	0	485.774
7213100090	Containing indentations,ribs,grooves ofshape	8.312	2.091.300	28.685	1.793.180
7213200000	Other bars, rods, hot-rolled ,in irregularly, of free-cutting steel	746.688	1.458.697	690.125	1.987.467
7213910000	Other bars, rods, hot-rolled, circularcross-section < 14 mm in diameter	15.512.521	68.683.064	9.819.450	46.617.453
7213990000	Other bars, rods, hot-rolled , notcircular	3.102.708	45.878.670	2.200.849	31.878.335
7214101100	Oth bars,rods of iron, non-alloy steelforged,carbon<0.6%,circlr cross-section	846.794	9.610.924	562.169	5.425.846
7214101900	Oth bars,rods of iron, non-alloy steelforged,carbon<0.6%,not circular	35.238	436.307	36.554	1.184.598
7214102100	Oth bars,rods of iron, non-alloy steelforged,carbon>=0.6%,circlr cross-section	68	4.360.685	1.397	2.423.956
7214102900	Oth bars,rods of iron, non-alloy steelforged,carbon >= 0.6%,not circular	25.311	1.476.157	76.586	2.464.722
7214201100	Containing indentations, ribs, groovescarbon < 0.6%, circular cross-section	0	481	0	13.905
7214201900	Containing indentations, ribs, groovescarbon < 0.6%, not circular	40.305	1.158.063	28.962	708.568
7214202100	Containing indentations, ribs, groovescarbon >= 0.6%, circular cross-section	0	5	0	559
7214202900	Containing indentations, ribs, groovescarbon >= 0.6%, not circular	2.918	984.010	4.885	696.785
7214300000	Other bars & rods, not forged, offree-cutting steel	86.414	364.194	75.809	479.783
7214911010	Concrete steel, hot-rolled,hot-drawn,hot-extruded, carbon < 0.6%	450.389	9.591.746	276.112	7.135.402
7214911020	Shaft bars, manganese steel, hot-rolled,hot-drawn, hot-extruded, carbon < 0.6%	199.261	1.930.634	205.234	2.551.870
7214911090	Other bars & rods, hot-rolled,hot-drawnor hot-extruded, carbon < 0,6 %	292.503	3.235.277	186.420	2.512.874
7214912010	Concrete steel, hot-rolled,hot-drawn,hot-extruded, carbon >= 0.6%	0	1.275.405	0	646.928
7214912020	Shaft bars, manganese steel, hot-rolled,hot-drawn, hot-extruded, carbon >= 0.6%	23	22.103	205	172.544
7214912090	Other bars & rods, hot-rolled,hot-drawnor hot-extruded, carbon >= 0,6 %	223.441	1.117.830	323.275	1.858.945
7214991010	Carbon,oth than of circularcross-section: concrete steel	0	87.262	0	81.961
7214991020	Carbon, other than of circularcross-sect:shaft bars; manganese steel	83.148	1.613.337	112.966	2.497.218
7214991090	Oth. carbon, other than of circularcross-section	1.448	84.367	2.498	99.238
7214999010	Oth. carbon, other than of circularcross-section concrete steel	0	2.517.003	0	2.085.906
7214999020	Oth. carbon, other than of circularcross-sect:shaft bars; manganese steel	3.705.985	33.563.208	3.576.454	31.138.366
7214999090	Oth.Than Concrete steel, Shaft bars, manganes steel	45.619	296.728	57.934	561.469
7215100000	Oth bars & rods of iron/non-alloy steelfree-cutting steel,cold-formed/finished	479.707	5.379.038	873.860	7.780.315
7215509000	Oth bars & rods of iron/non-alloy steel	178.012	2.885.440	268.924	7.068.052
7215900010	Manganese steel/shaft bars,containingby weight less than 0.6% of carbon	25.415	469.497	26.788	455.116
7215900020	Oth Mangan steel/shaft bars,containingby weight less than 0.6% of carbon	128.974	1.851.947	138.262	1.979.837
7215900030	Manganese steel/shaft bars, containingby weight 0.6 % or more of carbon	44	1.614.320	848	1.184.190
7216100000	U, i or h sections , not further workedthan hot-rolled, of a height < 80 mm	825.683	20.108.587	1.029.207	16.702.463
7216210000	L section of iron/non-alloy steel, notworked than hot-rolled,of a height<80 mm	2.552.956	5.181.329	2.626.975	6.153.799
7216220000	T section of iron/non-alloy steel, notworked than hot-rolled,of a height<80 mm	51.572	174.169	28.944	158.477
7216310000	U, I or H sections, not further workedu sections	493.683	6.239.492	398.994	4.128.722
7216320000	U, I or H sections, not further workedi sections	703.013	10.483.234	545.213	6.819.199
7216330000	U, I or H sections, not further workedh sections	4.809.161	32.965.832	2.763.492	24.094.799
7216400000	L/T sect,not further work than hot-rollhot-drawn/extrud,a height of 80mm /more	452	2.096.136	1.018	1.644.023
7216501000	Oth angles,shapes&sections,not furtherof a height of less than 80 mm	85.149	1.085.306	111.246	1.175.541
7216509000	Oth angles, shapes & sect,not furtherof a height of more than 80 mm	3.739.268	51.405.379	2.485.059	43.937.244
7216610000	Angles,shapes&sections,not worked thancold-formed,obtain from flat-rolled prod	0	13.422	0	10.235
7216690000	Angle,shape&sect,not workthan cold formoth than obtain from flat-rolled product	93.414	1.587.098	146.404	2.086.834
7216910000	Oth angles,shapes&sect,not further workcold form/finish from flat roll product	44	22.038	896	53.731
7216990000	Oth angles,shapes&sect,not further workoth than cold form/finish,flat roll prod	480.466	7.626.826	317.699	8.265.519
7217101000	Wire of iron/non-alloy steel,not platd/coated,cont.carbon < 0.25% by weight	1.737.601	15.050.522	575.517	5.055.182
7217102200	Bead wire;flat hard steel reed wire;notplated/coated; 0.25%=< carbon<0.6%	254.919	2.589.390	376.635	3.244.913
7217102900	Other wire of iron or non-alloy steel,not plate/coated, 0.25% =< carbon < 0.6%	1.032.974	11.135.508	861.853	8.298.231
7217103100	Spokes wire;bead wire;flat hard steelreed wire;not plated/coated,carbon>=0.6%	774.644	4.930.355	761.673	4.817.062
7217103900	Other wire of iron or non-alloy steel,not plated/coated, cont. carbon >= 0.6%	897.942	7.140.701	538.691	5.057.900
7217201000	Wire of iron/non-alloy steel,plated w/zinc, cont.carbon < 0.25% by weight	1.244.470	18.837.076	791.230	10.617.681
7217202000	Wire of iron/non-alloy steel,plated w/zinc,cont.carbon>0.25% & <0,45%by weight	192.876	964.441	84.190	612.841
7217209100	High carbon steel core wire,for almniumconductors steel reinforced (acsr)	1.922	59.732	24.092	477.640
7217209900	Oth than high carbonsteel core wire,foraluminium conduct steel reinforced(acsr)	713.793	4.284.247	675.037	5.876.384
7217301000	Wire of iron/non-alloy steel,plated w/oth base metal,cont.crbn<0.25% by weight	0	52.363	0	306.867
7217302000	Wire of iron/non-alloy steel,plated w/oth base metal,cont.0.25% =<carbon <0.6%	260.096	4.370.803	272.149	2.456.276
7217303110	Copper alloy coated high carbon steelwire coated with brass	2.097.391	18.708.187	2.545.648	25.005.217
7217303190	Copper alloy coated high carbon steelsteel coated with other copper alloys	319.266	3.757.661	365.369	4.656.485
7217303900	Other wire of iron or non-alloy steelplated with oth base metal,carbon>=0.6%	924.353	11.693.068	447.589	4.439.475
7217901000	Oth wire of iron/non-alloy steel,platedzinc>=240g/m?, silicon<=0.1%,cover by pvc	63.089	941.553	174.328	1.334.314
7217909010	Oth wire of iron/non-alloy steel,platedcontaining by weight 0.6% or more	51.085	360.223	155.502	906.994
7217909090	Oth wire of iron/non-alloy steel,platedexcluding goods of subheading 7217.90.10	665.382	3.144.402	557.277	3.501.808
7218100000	Ingots & oth primary forms of stainlesssteel	18.967	20.653	11.933	28.721
7218910000	Semi-finished prod.of stainless steelof rectangulr (not square) cross-section	65	8.654	575	70.161
7218990000	Oth semi-finished prod.of stainlesssteel	87.736	879.921	669.046	4.859.043
7219110000	Flat-roll prod of stainless steel,hotrolled,in coil of a thick exceed 10mm	14.210	218.172	54.345	573.131



**I.3. IMPOR MENURUT KOMODITI / IMPORT BY HS COMMODITY**  
**\*\*\*NOVEMBER / NOVEMBER 2009 \*\*\***

H S	Uraian Komoditi Commodity Description	Berat Bersih / Net Weight (Kg)		Nilai / Value C.I.F (US\$)	
		Bulan ini Current Month	Kumulatif Cum.Jan. to date	Bulan ini Current Month	Kumulatif Cum.Jan. to date
7219120000	Flat-roll prod of stainless steel,hotrolled,in coil of a 4.75mm=<thick<=10mm	266.180	2.099.347	597.475	4.461.826
7219130000	Flat-roll prod of stainless steel,hotrolled,in coil of a 3mm=<thick<=4.75mm	10.134.533	68.923.533	17.136.100	101.501.924
7219140000	Flat-roll prod of stainless steel,hotrolled,in coil of a thickness<=3mm	485.429	4.010.542	972.829	6.065.722
7219210000	Flat-roll prod of stainless steel,hotrolled,not in coil of a thick > 10mm	1.789.655	20.816.007	1.598.004	17.345.471
7219220000	Flat-roll prod of stainless steel,hotroll,not in coil of 4.75mm=<thick<=10mm	1.144.339	44.004.411	1.808.731	37.795.439
7219230000	Flat-roll prod of stainless steel,hotroll,not in coil of a 3mm=<thick<=4.75mm	615.649	5.376.458	1.550.827	15.070.168
7219240000	Flat-roll prod of stainless steel,hotrolled,not in coil of a thickness<=3mm	248.703	1.156.314	1.016.683	2.759.423
7219310000	Flat-rolled prod.of stainless steel,cold rolled, of a thickness >= 4.75 mm	12.657	134.673	50.862	807.930
7219320000	Flat-rolled prod.of stainless steel,cold rolled, 3 mm =< thickness < 4.75 mm	149.354	1.276.378	375.511	2.821.404
7219330000	Flat-rolled prod.of stainless steel,cold rolled, 1 mm < thickness < 3 mm	1.233.094	8.390.435	2.102.009	14.218.893
7219340000	Flat-rolled prod.of stainless steel,cold rolled, 0.5 mm =< thickness <= 1 mm	1.045.890	8.009.725	2.131.867	14.960.025
7219350000	Flat-rolled prod.of stainless steel,of a thickness < 0.5 mm	492.574	5.349.671	1.085.857	10.012.434
7219901000	Oth flat-roll prod.of stainless steel,thick>=1.5mm & <125mm patterns from roll	0	28.717	0	135.025
7219902000	Oth flat-rolled prod.of stainless steel,of a thickness < 0.5 mm	0	46.678	0	123.187
7219909000	Oth flat-rolled prod.of stainless steel,of a thickness >0.5 mm	157.067	5.059.812	225.747	4.237.554
7220111000	Hoop & strip of stainless steel, hotrolled,of a thick >= 4.75 mm,widht<400mm	83.061	1.768.581	125.924	2.587.757
7220119000	Hoop & strip of stainless steel, hotrolled,of a thick >= 4.75 mm,width>400mm	26.576	12.458.235	54.990	9.779.316
7220121000	Hoop & strip of stainless steel, hotrolled,of a thick < 4.75 mm,width<400mm	65.437	419.026	171.080	755.788
7220129000	Hoop & strip of stainless steel, hotrolled,of a thick < 4.75 mm,width>400mm	133.308	2.003.252	262.976	3.506.772
7220201000	Hoop & strip of stainless steel, coldrolled, width < 400mm	115.085	1.035.775	342.255	2.307.073
7220209000	Hoop & strip of stainless steel, coldrolled, width>400mm	197.142	8.392.473	359.895	15.783.580
7220901000	Hoop & strip of stainless steel, notcold rolled, width < 400mm	41.335	150.424	324.119	1.374.999
7220909000	Hoop & strip of stainless steel, notcold rolled, width > 400mm	340.453	62.746.377	431.214	122.556.661
7221000000	Bars & rods, hot-rolled,in irregularlywound coils, of stainless steel.	85.094	1.179.074	114.126	1.408.546
7222110000	Bars,rods, hot-rolled, in irregularlyof circular cross-section	113.393	1.046.042	190.209	2.290.161
7222190000	Bars,rods, hot-rolled, in irregularlyof not circular cross-section	221.315	1.946.929	333.448	3.632.425
7222201000	Bars,rods, cold-formed or cold-finishedof circular cross-section	123.187	865.987	333.731	3.528.395
7222209000	Bars,rods, cold-formed or cold-finishedof not circular cross-section	119.251	3.562.634	522.538	7.745.681
7222301000	Other bars and rods of circularcross-section	120.175	512.753	149.609	1.092.507
7222309000	Other bars and rods of not circularcircular cross-section	133.160	4.268.544	255.531	4.898.998
7222400000	Angles, shapes and sections ofstainless steel	79.264	2.768.834	118.290	3.433.800
7223001000	Wire of stainless steel having a cross-sectional dimension exceeding 13 mm	15.922	241.587	229.406	1.022.697
7223009000	Wire of stainless steel having a cross-sectional dimension <= 13 mm	275.498	3.435.131	1.218.610	12.789.981
7224100000	Ingots & oth primary forms of oth alloysteel	249.657	1.480.580	329.776	1.743.181
7224900000	Semi-finished prod. of oth alloy steel	138.922	5.994.464	268.898	6.772.507
7225110000	Grain-oriented of silicon-elect steela width of 600 mm or more.	811.544	8.644.469	2.444.484	28.943.543
7225190000	Oth than Grain-orient of silicon-electsteel a width of 600 mm or more.	1.737.676	20.248.573	1.491.023	20.029.285
7225300000	Flat-roll product of oth alloy steel,ofnot further worked than hot-roll,in coil	745.925	8.513.897	567.514	7.143.906
7225400000	Flat-roll prod of oth alloy steel,of notfurther worked than hot-roll,not in coil	3.205.562	31.696.313	3.471.338	37.421.507
7225500000	Flat-roll prod of oth alloy steel,of notfurther worked than cold-rolled	1.465.338	12.676.967	1.103.778	9.938.960
7225910000	Oth flat-rolled prod.of oth alloy steel,electrolytically plated/coated with zinc	1.014.263	9.864.271	2.901.373	21.136.315
7225920000	Oth flat-rolled prod.of oth alloy steel,otherwise plated or coated with zinc	22.622	402.539	19.667	794.838
7225990000	Oth flat-rolled prod.of oth alloy steel,otherwise plated or coated with not zinc	1.499.867	8.066.113	955.976	9.250.238
7226111000	Hoop & strip, grain-oriented of siliconelectrical steel, of a width <= 400 mm	31.321	342.147	109.235	1.284.918
7226119000	Hoop & strip, grain-oriented of siliconelect steel, of a width >400 mm,<600mm	94.809	3.140.490	449.359	14.367.850
7226191000	Hoop,strip,oth than grain-orient ofsilicon elect steel,of a width<= 400 mm	9.862	239.770	93.255	1.013.478
7226199000	Hoop,strip,oth than grain-orient ofsilii elect steel,of width>400mm,<600mm	25.066	468.198	106.529	1.103.424
7226209000	Hoop & strip of high speed steelof a width > 400 mm, < 600mm	0	338.203	0	492.256
7226911000	Hoop,strip of oth alloy steel,hot rolled, of a width <= 400 mm	2.522	189.514	9.402	283.063
7226919000	Hoop,strip of oth alloy steel,hot rolled, width >400 mm, <=600mm	242.316	2.097.593	403.075	3.237.571
7226921000	Hoop,strip of oth alloy steel,cold rolled, of a width <= 400 mm	121.930	612.140	149.826	837.883
7226929000	Hoop,strip of oth alloy steel,cold rolled, width >400 mm, <= 600mm	414.321	844.145	443.702	987.712
7226991000	Hoop & strip of oth alloy steel,width <= 400 mm	69.027	208.855	211.196	851.393
7226999000	Hoop & strip of oth alloy steel,width > 400 mm and <= 600mm	246.740	2.127.497	354.489	3.840.405
7227200000	Bars & rods, hot-rolled, in irregularlywound coils, of silico-manganese steel	0	8.371.460	0	6.356.412
7227900000	Oth bars & rods, hot-rolled, inirregularly wound coils	1.141.952	15.518.921	1.671.972	13.129.136
7228101000	Bars & rods, of high speed steel, ofcircular a cross-section	9.337	250.001	50.463	843.794
7228109000	Bars & rods, of high speed steel,not ofcircular a cross-section	367.990	1.253.728	599.005	2.276.959
7228201000	Bars & rods, of silico-manganese steel,circular a cross-section	1.036.744	8.401.261	900.942	6.491.229
7228209000	Bars & rods, of silico-manganese steel,not circular a cross-section	309.921	6.241.800	450.032	8.606.457
7228301000	Oth bars&rods,of silico-manganese steelof circular cross-section	3.385.476	28.084.706	4.722.986	36.104.668
7228309000	Oth bars&rods,of silico-manganese steelnot of circular cross-section	4.517.001	33.935.762	4.617.209	38.349.772
7228401000	Oth bars,rods,not further worked thanforget, of circular cross-section	212.752	2.212.500	121.046	1.071.632
7228409000	Oth bars,rods,not further worked thanforget, not of circular cross-section	1.211.518	7.730.911	979.811	5.276.610
7228501000	Oth bars,rods,not formed/cold finishedof circular cross-section	218.369	1.506.936	382.926	2.640.915
7228509000	Oth bars,rods,not formed/cold finishednot of circular cross-section	294.774	7.165.048	549.316	11.985.760
7228601000	Other bars and rods :of circular cross-section	46.471	3.482.037	54.488	5.383.166
7228609000	Other bars and rods :not of circular cross-section	523.523	5.986.022	670.069	7.863.790
7228700000	Angles, shapes and sections of otheralloy steel	1.730.303	11.251.012	1.025.265	8.183.061
7228801100	Hollow drill bars,rods, weight >=0.6%of circular cross-section	213.527	1.440.387	784.466	46.658.209
7228801900	Hollow drill bars,rods, weight >=0.6%not of circular cross-section	48.603	132.719	156.956	364.195
7228809000	Oth. Hollow drill bars and rods	1.063.618	1.820.682	1.310.404	6.539.135

**I.3. IMPOR MENURUT KOMODITI / IMPORT BY HS COMMODITY**  
**\*\*\*NOVEMBER / NOVEMBER 2009 \*\*\***

H S	Uraian Komoditi Commodity Description	Berat Bersih / Net Weight (Kg)		Nilai / Value C.I.F (US\$)	
		Bulan ini Current Month	Kumulatif Cum.Jan. to date	Bulan ini Current Month	Kumulatif Cum.Jan. to date
7229200000	Wire of silico-manganese steel	305.435	5.359.595	384.265	5.820.794
7229900010	Wire of other alloy steel.of high speed steel	358.945	1.325.668	195.590	1.260.997
7229900090	Wire of other alloy steel.not of high speed steel	1.250.497	16.504.905	1.940.829	18.852.411
7301100000	Sheet piling of iron or steel	597.263	18.013.931	634.103	13.921.912
7301200000	Angles, shapes and sections of ironor steel	72.066	4.846.454	139.718	3.710.699
7302100000	Rails of iron or steel	522.028	11.316.204	273.726	11.979.622
7302300000	Switch-blades, crossing frogs, pointrods and other crossing pieces	8.866	71.685	20.125	212.385
7302400000	Fish-plates and sole plates of ironor steel	13.401	259.162	47.468	454.650
7302901000	Sleepers, of iron or steel	58.817	1.071.588	226.403	3.674.750
7302909000	Other than sleepers, of iron or steel	10.428	4.608.929	89.415	6.814.098
7303001010	Tubes,pipes of cast with an externaldiameter not exceeding 100 mm	34.068	351.355	301.652	1.723.105
7303001020	Tubes,pipes of cast with an externaldiameter not exceeding 150 mm	3.116	28.786	18.687	63.482
7303001030	Tubes,pipes of cast with an externaldiameter >150 mm and <=600 mm	28.617	1.854.901	30.683	1.664.810
7303001090	Oth.Tubes, pipes	2.392.529	10.322.507	438.404	2.522.445
7303009010	Hollow profiles, of cast iron withan external diameter < =100 mm	50.949	111.410	65.750	178.346
7303009090	Hollow profiles, of cast iron withan external diameter > 100 mm	725.256	7.770.562	1.435.458	15.251.949
7304110000	Tubes, pipes and hollow profiles,seamless, of stainless steel	855.571	33.844.419	1.753.337	70.320.563
7304190000	Oth.tube,pipe&hollow profile,seamless,line pipe of a kind use for oil/gas pipe	18.375.537	148.331.492	18.112.672	229.149.126
7304220010	Oth.tube,pipes&hollow profile,seamless,unfinished drill pipe (green pipe) with	35.450	635.461	5.000	3.427.976
7304220090	Oth.tube,pipes&hollow profile,seamless,unworked pipe end	2.927.893	5.628.032	3.457.027	11.072.008
7304230010	Unfinished drill pipe (green pipe) withyield strength less than 75,000 psi	0	206.766	0	582.406
7304230090	Oth. unfinished drill pipe (green pipe)	4.773	2.187.482	31.970	15.125.666
7304240010	Unfinsh case&tube, yield strgh<75000Psioth.of stanlss stel for drill	208	177.187	241	524.124
7304240090	Oth.unfinish casetube&unworked,stainlesswith yield strength less than 75,000 psi	44	2.020.459	1.815	3.131.532
7304290010	Unfinish casetube&unworked pipe endwith yield strength less than 75,000 psi	3.052.772	65.759.993	8.653.160	122.964.811
7304290090	Oth.unfinish casetube&unworked pipe endwith yield strength less than 75,000 psi	3.252.487	62.553.968	6.119.599	120.353.306
7304311000	High press. conduits,of circular cross-sect.of iron/non-alloy steel,cold rolled	53.670	1.398.112	197.992	3.393.465
7304319000	Oth.drill Rod Casing&tubing withpin and box threads	874.875	8.413.466	1.891.176	19.575.734
7304390000	Oth. Drill Rod Casing and tubingwith pin and	1.140.350	11.014.379	2.461.419	21.334.742
7304410000	Cold-drawn or cold-rolled (cold-reduced)stainless steel	130.884	1.408.808	217.995	3.913.823
7304490000	Oth. Cold-drawn or cold-rolled(cold-reduced) stainless steel	74.252	1.205.399	487.223	4.267.599
7304511000	High press. conduits,of circular cross-sect.of oth alloy steel,cold rolled	0	20.007	0	84.986
7304519000	Oth tubes/pipes/hollow profiles,seamlesscold rolled,crclr c-s of oth alloy steel	17.657	538.206	34.076	3.573.282
7304590000	Oth.Drill rod casing&tubing with pin&sect.of oth alloy steel,cold rolled	444.121	3.477.022	1.793.352	12.624.749
7304900000	Oth.Drill rod casing&tubing with pin&cold rolled,crclr c-s of oth alloy steel	110.039	9.317.521	733.677	32.428.596
7305110000	Lines pipe, for oil or gas longitudinallsubmerged arc welded of iron/steel	168.604	1.453.026	244.529	5.234.289
7305120000	Lines pipe, for oil or gas other,longitudinally welded of iron/steel	39.725	461.114	54.177	972.778
7305190000	The oth.line pipe of iron/steel for oil,external diameter > 406.4mm	229.978	10.773.265	859.203	46.219.011
7305200000	Casing of iron/steel used in drillingfor oil/gas external diameter 406.4mm	12.295	3.169.190	158.753	6.707.659
7305311000	Lines pipe, for oil or gas longitudinallstainless steel pipes & tubes	37.202	1.166.765	54.233	2.219.104
7305319000	Oth.lines pipe,for oil/gas longitudinallstainless steel pipes & tubes	25.000	2.318.776	42.547	5.451.487
7305390000	Oth.lines pipe,for oil/gas longitudinall	14.590	1.475.374	57.252	2.723.437
7305900000	Oth.lines pipe,for oil/gas longitudinalloth.stainless steel pipes & tubes	631.021	2.500.124	1.224.591	3.166.180
7306110000	Line pipe of kind use for oil/gas pipewelded, of stainless steel	24.568	467.708	82.811	2.830.869
7306190000	Oth.line pipe of kind use for oil/gaspipe,welded,of stainless steel	102.826	27.792.584	314.535	73.634.766
7306210000	Casing&tubing of a kind use in drillingwelded, of stainless steel	603	118.360	3.227	920.954
7306290000	Oth.casing&tubing of a kind use indrilling,welded,of stainless steel	5.256	4.085.196	59.637	5.832.982
7306301010	Boilr tube weld,of circlur cross-sect ofiron/non ally stel intrnl diamtr<12.5mm	46.890	292.126	52.781	397.123
7306301020	Boilr tube weld,of circlur cross-sect ofiron/non ally stel intrnl diamtr=>12.5mm	173.442	1.353.426	1.028.359	7.667.944
7306302010	Boilr tube weld,of single/double walled,coppr plate,intrnl diamtr<12.5mm	46.291	269.371	312.340	1.674.540
7306302020	Boilr tube weld,of single/double walled,coppr plate,intrnl diamtr=>12.5mm	14.993	1.060.223	23.953	1.063.628
7306303000	Boilr tube weld,of single/double walled,coppr plate,sheath pipe for heating	4.193	6.047	18.659	28.737
7306309010	Oth.boilr tube weld,of single/doublewalled,coppr plate,intrnl diamtr<12.5mm	44.560	447.483	217.780	2.285.153
7306309020	Oth.boilr tube weld,of single/doublewalled,coppr plate,intrnl diamtr=>12.5mm	510.827	4.789.925	1.030.944	8.038.985
7306401010	Oth.weld,of circlur cross-section ofweld boilr tube w intrnl diamtr<125 mm	9	65.049	1.197	2.495.029
7306401090	Oth.weld,of circlur cross-section ofweld boilr tube w intrnl diamtr>125 mm	177.503	1.162.455	310.923	2.671.940
7306402000	Welded boiler tubes of stainless steelwith internal diametre >12.5 mm	51.898	732.629	137.318	2.215.510
7306403000	St'less steel pipes & tubes welded ofcirclr cross sec. w extrl dmtr>105mm	0	3.551	0	43.220
7306409000	Oth,not welded of circular cross sect.with internal diameter > 12,5 mm	455.540	3.299.146	1.259.331	11.350.242
7306501010	Oth.boilr tube,weld,of circlr cross-sectn,oth alloy steel int.dmtr<=12.5mm	650	1.640	231	1.186
7306501020	Oth.boilr tube,weld,of circlr cross-sectn,oth alloy steel int.dmtr>12.5mm	189.575	4.695.702	3.026.454	34.210.015
7306509010	Oth.boilr tube,weld,of circlr cross-high pressure conduits	45	54.536	504	309.559
7306509020	Oth.boilr tube,weld,oth.thn high prssrconduit,oth alloy steel int.dmtr<=12.5mm	6.762	31.170	55.413	207.706
7306509030	Oth.boilr tube,weld,oth.thn prssrconduit,oth alloy steel int.dmtr>12.5mm	404.638	1.244.564	1.311.280	14.738.861
7306610010	Oth.boilr tube,weld,square/rectangularcross sectin,with int.diamtr<=12,5mm	0	282.608	0	504.908
7306610090	Oth.boilr tube,weld,square/rectangularcross sectin,with int.diamtr>12,5mm	1.377.132	4.465.013	963.707	4.144.291
7306690010	Oth.boilr tube,non circlur crss-sectionwith internal diameter<=12,5mm	11	11.695	97	46.506
7306690090	Oth.boilr tube,non circlur crss-sectionwith internal diameter>12,5mm	87.321	863.250	240.452	4.703.327
7306901010	Bundy-weld pipes and tubes,with internal diameter <= 12,5mm	27	81.508	197	673.231
7306901090	Bundy-weld pipes and tubes,with internal diameter > 12,5mm	159.744	554.883	355.340	1.153.442
7306909010	Oth.thn bundy-weld pipes & tubes,with internal diameter <= 12,5mm	16.109	363.820	97.316	1.176.216
7306909090	Oth.thn bundy-weld pipes & tubes,with internal diameter > 12,5mm	1.012.279	21.745.618	5.056.752	45.267.814

**I.3. IMPOR MENURUT KOMODITI / IMPORT BY HS COMMODITY**  
**\*\*\*NOVEMBER / NOVEMBER 2009 \*\*\***

H S	Uraian Komoditi Commodity Description	Berat Bersih / Net Weight (Kg)		Nilai / Value C.I.F (US\$)	
		Bulan ini Current Month	Kumulatif Cum.Jan. to date	Bulan ini Current Month	Kumulatif Cum.Jan. to date
7307110000	Cast fitting of non-malleable cast iron	10.352	379.677	51.843	537.704
7307190000	Cast fitting of other than non-malleablecast iron	78.167	5.331.555	528.626	17.125.782
7307210000	Other, of stainless steelflanges	197.096	5.747.097	716.061	13.121.581
7307220000	Other, of stainless steelthreaded elbows, bends and sleeves	62.637	1.253.758	512.854	8.308.314
7307230000	Other, of stainless steelbutt welding fittings	38.404	907.529	313.049	4.896.892
7307290000	Oth.,of stainss steel oth.than flanges,butt welding,threaded elbow,bend&sleeve	198.054	3.203.865	1.099.768	11.684.932
7307910000	Tube or pipe fittings (couplings)flanges	531.919	10.506.561	1.095.181	34.251.420
7307920000	Tube or pipe fittings (couplings)threaded elbows, bends and sleeves	492.313	3.448.602	1.283.312	18.279.782
7307930000	Tube or pipe fittings (couplings)butt welding fittings	557.435	5.091.935	3.605.060	29.571.085
7307990000	Other tube/pipe fittings (couplings)	818.650	20.171.280	6.710.578	91.553.937
7308101000	Bridges and bridge sect. w prefab'tedtype joined by shear connectors	139	29.641	1.044	155.423
7308109000	Other bridges and bridge sections	2.505.513	3.403.689	7.248.454	9.697.118
7308201100	Towers with prefabricated modular type joined by shear connectors	0	6.068.735	0	27.667.344
7308201900	Other towers	87.697	1.440.505	333.953	3.402.060
7308202100	Lattice masts w prefabricated modular type joined by shear connectors	0	144.939	0	553.015
7308202900	Other lattice masts	91	2.524.132	307	7.612.505
7308300000	Doors, windows and their framesand thres hold for doors	114.651	1.505.759	537.938	6.173.850
7308401000	Equip. for scaffolding w prefabricatedmodlr type joined by shear connectors	0	149.686	0	230.174
7308409000	Other equipment for scaffolding,shuttering, propping or pit propping	240.592	2.335.885	708.154	7.114.508
7308902000	Other, prefabricated modular type joined by shear connectors	7.898	79.979	185.520	446.639
7308903000	Oth. corrug,curved/bent galv'd plt fass'bly.into undgrnd conduits&culvert	48.974	598.968	75.410	1.232.095
7308904000	Oth parts of tub/tunnels,made of formd&bended corrugated sheet of iron/steel	14.437	1.271.556	32.748	2.334.222
7308905000	Other, prefabricated modularrail for ships	0	61.631	0	271.072
7308909000	Other structures and partsof structures of iron or steel	11.749.872	107.135.703	38.644.472	265.827.492
7309000000	Reservoir,tank,vat&similar containerof iron/steel, capacity > 300 ltr	1.481.904	7.301.544	1.958.667	32.369.885
7310100010	Tank,cask,drum,can,boxe&similarfor transporting or coagulating latex	1.528	73.699	12.544	164.253
7310100020	Tank,cask,drum,can,boxe&similarof iron or steel casting in the rough	602	309.626	7.581	727.429
7310100030	Tank,cask,drum,can,boxe&similarother of iron/steel forging/stamping	14.788	269.336	64.018	614.553
7310100090	Oth.tank,cask,drum,can,boxe&similar	443.008	5.870.325	669.739	15.790.302
7310211010	Cans <1L,closed by soldering ofiron/steel casting in the rough	2.213	39.011	7.175	81.485
7310211020	Cans <1L,closed by soldering ofiron/steel forging or stamping in	0	18.516	0	59.021
7310211090	Oth.cans <1L,closed by soldering ofiron/steel	0	300.279	0	742.683
7310219010	Cans >1L & <50L,closed by soldering ofiron/steel casting in the rough	7.050	33.485	32.206	321.878
7310219020	Cans >1L & <50L,closed by soldering ofiron/steel forging or stamping in	3.862	107.138	31.829	127.921
7310219090	Oth.cans >1L & <50L,closed by soldering ofiron/steel	126.234	1.481.627	337.678	3.843.045
7310291010	Cans <1L,not soldering ofiron/steel casting in the rough	0	5.574	0	92.773
7310291020	Cans <1L,not soldering ofiron/steel forging or stamping in	0	12	0	1.986
7310291090	Oth.cans <1L,not soldering ofiron/steel	190.002	730.086	604.722	2.181.986
7310299010	Cans >1L & <50L,not soldering ofiron/steel casting in the rough	21	2.893	192	18.906
7310299020	Cans >1L & <50L,not soldering ofiron/steel forging or stamping in	0	8.336	0	226.641
7310299090	Oth.cans >1L & <50L,not soldering of iron/steel	865.851	5.829.077	115.690	5.277.130
7311001100	Cont'ners for compressed/liquefied gasseamless stl cylinders, capacity< 30 ltr	1.780	355.342	8.246	1.021.758
7311001900	Other seamless steel cylinders	557.811	4.258.689	2.241.081	10.930.140
7311009100	Other containers of iron or steelwith capacity of less than 30 l	946	22.078.789	17.490	46.649.462
7311009900	Other containers of iron or steel	70.853	1.450.327	1.349.270	5.270.335
7312101000	Standed wr,ropes & cables for lockedcoil,flatt'ed strands&non rotting wr rp	267.653	1.205.684	193.044	3.341.509
7312102000	Stranded wire,rope&cables by plated/coatd wth brass,& of a nom.d<=3mm	634.132	4.464.309	1.607.019	11.276.236
7312104000	Stranded wire, rope and cables withstranded wire of diameter of< 3 mm	14.964	258.596	133.662	1.614.690
7312109000	Other stranded wire, rope and cables	2.522.791	22.719.492	5.084.386	48.445.284
7312900000	Oth stranded wire, rope and cables,plaitd bnds,slings&of ir/stl not elect	209.924	8.201.642	543.841	13.606.899
7313000000	Barbed wr of iron/steel; twisted hoop&of a kind used f fencing of iron/stl	55.732	1.212.067	40.942	692.738
7314120000	Woven cloth with endless bandsfor machinery, of stainless steel	577	37.417	17.389	601.564
7314140000	Woven cloth, of stainless steel	50.827	176.497	425.126	2.155.785
7314191000	Endless bands for machinery oth thn ofstainless steel	807	95.027	4.800	175.433
7314199000	Other woven cloth, not stainless steel	7.943	77.521	36.823	627.441
7314200000	Grill&fencing,welded at the intersectofwr wth a max.sect.d>3mm&mesh s>100cm	281.081	4.792.076	223.752	3.328.368
7314310000	Other grill, netting & fencing,weldedat the intersect.by pltd/coatd w zinc	670.172	3.840.180	287.949	1.802.625
7314390000	Oth grill, netting and fencing,weldedat the intersection	871.080	4.526.625	1.049.617	6.142.880
7314410000	Oth cloth, grill, netting and fencingby plated or coated with zinc	116.152	1.114.241	84.341	808.240
7314420000	Oth cloth, grill, netting and fencingby coated with plastics	99.290	920.917	47.644	571.978
7314490000	Oth cloth, grill, netting and fencing	211.256	2.128.260	113.193	1.466.063
7314500000	Expanded metal	11.707	161.987	16.176	210.345
7315111100	Roller chain for bicyclesof mild steel	55.531	559.723	173.390	1.142.858
7315111200	Roller chain for motorcyclesof mild steel	303.613	3.776.108	1.286.613	14.394.172
7315111900	Other mild steel for roller chain	86.380	597.011	252.243	1.679.369
7315112100	Other roller chain for bicycles	19.688	210.995	17.412	164.761
7315112200	Other roller chain for motorcycles	496.787	5.505.299	1.309.906	14.200.709
7315112300	Oth roller chain transmis. type6mm < pitch length <= 3mm	16.679	160.035	265.772	1.343.917
7315112900	Other roller chain	194.389	2.042.570	371.022	6.235.001
7315120000	Other roller chainof mild steel	339.627	4.642.618	1.324.779	14.845.071
7315191100	Roller chain for bicyclesof bicycle chain	0	82	0	3.063
7315191200	Roller chain for motorcyclesof motorcycle chain	4.792	79.528	154.840	1.834.242

**I.3. IMPOR MENURUT KOMODITI / IMPORT BY HS COMMODITY**  
**\*\*\*NOVEMBER / NOVEMBER 2009 \*\*\***

H S	Uraian Komoditi Commodity Description	Berat Bersih / Net Weight (Kg)		Nilai / Value C.I.F (US\$)	
		Bulan ini Current Month	Kumulatif Cum.Jan. to date	Bulan ini Current Month	Kumulatif Cum.Jan. to date
7315191900	Other roller chain of other mild steel	36.456	142.386	44.129	617.999
7315199100	Other roller chain for bicycles of bicycle chain	0	2.886	0	21.738
7315199200	Other roller chain for motorcycles of motorcycle chain	1.629	34.328	81.299	1.282.697
7315199900	Other roller chain of other than bicycle chain & motorcycle chain	49.586	246.986	59.858	786.174
7315201000	Skid chain of mild steel	18	42.347	179	337.536
7315209000	Other Skid chain of mild steel	4.218	115.287	19.458	343.074
7315811000	Stud-link of mild steel	0	30.680	0	114.194
7315819000	Other Stud-link of mild steel	200.719	2.050.709	235.798	4.547.834
7315821000	Other, welded link of mild steel	0	9.084	0	86.951
7315829000	Other, welded link	122.597	859.823	330.893	1.137.124
7315891100	Other chain for bicycles of mild steel	0	36	0	530
7315891200	Other chain for motorcycles of mild steel	53.855	580.327	782.339	8.837.136
7315891900	Other chain of mild steel not for motorcycles and bicycles	9	55.829	197	438.987
7315892100	Other chain for bicycles of other than mild steel	0	11.034	0	58.032
7315892200	Other chain for motorcycles of other than mild steel	4.756	70.765	1.005	45.721
7315892900	Other chain not mild steel, not for motorcycles and bicycles	78.321	947.385	332.313	4.069.580
7315901000	Other parts of chain for motorcycles and bicycles	54	20.755	1.152	248.475
7315909000	Other parts of chain not for motorcycles and bicycles	184.875	2.658.577	494.453	11.252.459
7316000000	Anchors, grapnels and parts thereof, of iron or steel	388.749	4.787.823	672.081	12.479.590
7317001000	Wire nails	52.029	4.842.011	52.746	2.250.578
7317002000	Staples	253.628	1.359.896	240.047	1.143.864
7317009010	Dog spikes for rail sleepers, carding tacks & similar articles, of iron or steel,	0	273.306	0	177.368
7317009020	connector & anti-splitting, connector and Hob nails for footwear, ring nails	21.955	215.516	23.936	506.967
7317009030	connector and anti-splitting, connector Hook nails	1.287	429.037	10.006	218.489
7317009040	connector and anti-splitting, connector Corrugated nails, drawing pins and tacks	833.259	6.176.661	286.279	2.186.882
7317009090	Oth.connector and anti-splitting, connector and anti splitting	3.584.119	32.050.601	1.068.285	10.751.791
7318110000	Threaded articles for coach screws	3.292	150.962	13.382	251.434
7318121000	Other wood screws with an external diameter not exceeding 16 mm	1.145	111.182	2.936	267.081
7318129000	Other wood screws	40.354	851.616	318.687	3.394.621
7318131000	Screw hooks and screw rings with an external diameter not exceeding 16mm	430	15.259	9.636	188.948
7318139000	Other screw hooks and screw rings	60.085	340.335	172.038	1.583.399
7318141000	Self tapping screw with an external diameter not exceeding 16 mm	36.504	160.498	116.663	851.671
7318149000	Other self tapping screws	13.437	202.200	131.262	1.790.026
7318151100	Screw metal with/without nuts/washers with an external diameter <= 16 mm	172.952	1.741.352	1.711.127	13.538.107
7318151200	Bolts for metal, with/ without nuts of an external diameter <= 16mm	813.526	8.955.824	5.585.822	47.726.219
7318151900	Oth screws & bolts whether/ not without -their nut/washers with an ext'l diameter >16mm	148.278	1.473.451	405.573	4.695.436
7318159100	Other screws for metal with or without nuts or washers	61.475	811.090	545.730	4.532.489
7318159200	Other bolts for metal, with or without nuts	312.281	3.096.777	1.149.966	11.198.217
7318159900	Other screws and bolts whether or not with their nut or washers	744.812	3.460.529	2.891.279	14.674.446
7318161000	Nuts with an external diameter not exceeding 16 mm	341.663	2.180.949	1.297.515	9.935.792
7318169000	Other nuts	773.091	7.809.763	3.718.612	31.178.558
7318191000	Other threaded articles of an external diameter not exceeding 16 mm	15.035	167.041	160.341	1.542.725
7318199000	Other threaded articles of iron and steel	593.925	3.630.939	1.097.005	7.941.955
7318211000	Non threaded artic. for spring washers & oth lock washers with an ext'nal d<16mm	4.013	51.698	24.474	289.795
7318219000	Other spring washers and other lock washers	51.970	745.667	608.101	5.680.712
7318221000	Other washers with an external diameter not exceeding 16 mm	33.975	419.849	552.105	5.010.100
7318229000	Other washers	259.501	2.289.372	2.805.459	20.793.487
7318231000	Rivet with an external diameter not exceeding 16 mm	23.063	142.143	129.573	1.110.718
7318239000	Other rivets	11.147	124.919	100.592	1.272.167
7318241000	Cotters & cotters pins with an external diameter not exceeding 16 mm	62.811	489.521	440.548	2.808.261
7318249000	Other cotters and cotter pins	60.367	507.021	762.996	7.028.050
7318291000	Oth non threaded articles with an external diameter <= 16 mm	30.751	324.927	581.587	4.748.521
7318299000	Other non threaded articles	194.216	4.063.101	2.128.825	28.932.446
7319200000	Safety pins	9.522	205.314	23.476	451.216
7319300000	Other pins	115.389	1.429.069	1.135.959	11.498.905
7319900000	Oth similar articles for use in hand, of iron or steel	31.119	470.465	183.067	2.110.904
7320101000	Leaf springs and leaves for motor vehicles	23.452	374.855	153.977	1.935.045
7320109000	Other leaf springs and leaves	26.984	303.965	436.366	5.035.484
7320201000	Helical springs for motor vehicles	76.881	872.728	768.248	7.763.713
7320209010	Other Helical springs for motor vehicles For motor vehicles or earth moving	30.110	394.985	425.941	4.691.208
7320209090	Other Helical springs for motor vehicles	61.259	574.469	499.222	4.728.575
7320901000	Other springs and leaves for motor vehicles	44.807	587.583	451.164	5.188.505
7320909000	Other springs and leaves	108.309	1.061.324	629.471	7.016.868
7321110000	Cooking appliances and plate warmers For gas fuel or for both gas and other	48.488	665.019	208.903	2.404.737
7321120000	Cooking appliances and plate warmers with liquid fuel	20.143	174.217	33.153	473.719
7321190000	Other Cooking appliances & plate warmers including appliances for solid fuel	4.300	78.735	16.018	224.143
7321810000	Other appliances with gas fuel or for both gas and other fuels	1.353	36.088	4.704	71.641
7321820000	Other appliances with liquid fuel	0	18.101	0	39.103
7321890000	Other appliances with solid fuel	413	71.693	1.800	174.758
7321901000	Oth cooking appliances & plate warmers Of burner for kerosene stoves	2.754	131.515	5.783	315.467
7321909000	Other Cooking appliances and plate warmers	304.183	7.843.175	875.990	17.946.421
7322110000	Radiators and parts of cast iron	33	39.099	992	468.180

**I.3. IMPOR MENURUT KOMODITI / IMPORT BY HS COMMODITY**  
**\*\*\*NOVEMBER / NOVEMBER 2009 \*\*\***

H S	Uraian Komoditi Commodity Description	Berat Bersih / Net Weight (Kg)		Nilai / Value C.I.F (US\$)	
		Bulan ini Current Month	Kumulatif Cum.Jan. to date	Bulan ini Current Month	Kumulatif Cum.Jan. to date
7322190000	Other parts of radiators	17.888	361.735	182.979	3.208.834
7322900000	Other radiators for central heating	61.619	951.254	1.750.767	20.661.117
7323100000	Iron/steel wool; pot scourers&scouring or polishing pads, gloves and the like	104.188	896.956	149.070	1.212.271
7323911000	Kitchenware of cast iron ,not enamelled	5.951	434.267	71.431	1.185.129
7323919000	Household articles of cast ironnot enamelled	31.287	638.590	172.571	1.762.072
7323920000	Household articles of cast iron, enamelled	214.543	808.704	267.506	998.548
7323931000	Kitchenware of stainless steel	279.872	3.158.654	811.888	7.736.702
7323939000	Other household articlesof stainless steel	131.332	1.358.203	333.699	2.998.646
7323940000	Household of iron(oth. than cast iron)or steel, enamelled	219.956	1.852.763	218.592	2.236.819
7323991000	Other kitchenware	394.729	2.273.446	600.337	4.063.488
7323999000	Other household articlesof iron or steel	199.026	1.262.213	294.212	2.830.664
7324100000	Sinks and wash basins,of stainless steel	136.570	1.350.688	341.025	2.742.709
7324210000	Bath of cast iron, whetheror not enamelled	0	41.913	0	156.765
7324290000	Bath of stainless steel	6.663	210.619	24.565	782.935
7324901000	Sanitary ware for flushing waterclosets or urinals (fixed type)	1.074	61.374	19.451	189.849
7324902000	Sanitary ware of bedpans,urinals( portable type ) and chamber pots	1.154	7.698	3.673	41.378
7324909000	Other sanitary ware	119.432	1.064.589	339.146	2.735.342
7325101000	Other cast articles of non malleablecast iron by latex spouts & latex cups	62	23.122	220	75.681
7325109000	Other cast articles ofnon malleable cast iron	85.268	932.583	356.315	3.776.465
7325910000	Grinding balls and similar articlesfor mills	2.824.139	25.683.927	3.218.793	26.008.210
7325991000	Other cast articles of malleable castiron by latex spouts and latex cups	0	24.086	0	12.563
7325999000	Other cast articles ofmalleable cast iron	233.196	1.473.653	805.850	5.661.601
7326110000	Grinding balls&similar artic.for millsforged/stamped but not further works	3.491.453	33.047.814	3.133.287	39.549.929
7326190000	Other articles of iron or steelbut not forged or stamped	271.533	3.855.592	1.264.743	13.808.183
7326202000	Articles of iron or steel wirefor rat traps	0	9.394	0	19.042
7326205000	Articles of iron or steel wireWire poultry cages and the like	27.839	466.819	40.824	702.045
7326209000	Other articles of non ironor steel wire	93.120	1.993.617	307.021	4.424.625
7326901000	Ships' rudders not forged or stamped	39.290	453.377	199.745	3.547.023
7326903000	Stainless stl shield&clamp assembly wthrub.sl for hubless cast ir&pipes fit.	80.096	1.343.780	405.838	5.646.832
7326904000	Latex spouts and latex cupsbut not forged or stamped	9	12.376	76	287.039
7326905000	Rat traps but not forged or stamped	4	6.577	59	47.388
7326907000	Stainless steel shield, clamp assemblyHorsesshoes; riding boot spurs	13.239	76.147	184.146	1.111.263
7326909000	Other articles not forged or steamed	3.729.589	32.947.354	17.387.447	120.960.614
7401000000	Copper mattes, cement copper(precipitated)	59	123.682	1.025	2.750.371
7402000000	Unrefined copper,copper anodes for elec-trolytic refining.	469	31.840	8.101	176.683
7403110000	Refined copper for cathodes andsections of cathodes	4.406.177	43.318.531	27.919.574	214.982.606
7403120000	Refined copper for wire-bars	47.106	188.527	36.672	195.398
7403130000	Refined cooper for billets	0	51.176.692	0	23.095.111
7403190000	Other refined copper, unwrought	325.473	630.716	2.026.819	3.463.835
7403210000	Copper alloys for copper-zinc basealloys (brass)	239.900	2.230.271	1.683.698	15.587.642
7403220000	Copper alloys for copper-tin basealloys (bronze)	1.142	203.351	10.051	1.179.842
7403290000	Copper alloys for oth copper alloys(oth than master alloys of head.74,05)	46.620	353.774	515.836	2.748.109
7404000000	Copper waste and scrap.	800.121	5.727.968	4.564.620	24.785.276
7405000000	Master alloys of copper.	1.186	19.802	12.856	130.578
7406100000	Powders of non-lamellar structure	27.288	215.426	275.196	1.886.535
7406200000	Powders of lamellar structure; flakes	10.066	287.353	103.880	2.597.489
7407103000	Profiles of refined copper	4.140	176.123	52.753	970.234
7407109000	Other Profiles of refined copper	90.100	1.453.188	336.453	7.545.257
7407210000	Profiles of refined copperOf copper-zinc base alloys (brass)	303.894	4.097.255	1.435.423	15.570.032
7407290000	Other of copper alloys	39.158	653.885	230.603	6.631.394
7408110000	Copper wire.Of which the maximum cross-sectional	78.210	3.719.924	539.354	16.644.336
7408190000	Other wire of refined copperr	623.140	6.858.373	2.173.810	25.861.427
7408210000	Copper wire of copper alloys withcopper zinc base alloys (brass)	59.294	1.320.776	448.992	7.847.863
7408220000	Copper wire of copper alloys w copper-nick bs alloys/c-nickel-zinc bs alloys	9.557	67.416	101.860	642.098
7408290000	Other copper alloys for copper wire	42.637	344.791	526.533	2.479.841
7409110000	Copper plates, sheets and strips, of refined copper in coils	58.115	1.531.815	344.674	8.901.801
7409190000	Copper plates, sheets and strips, of refined copper, not in coils	54.159	1.032.932	523.635	6.814.413
7409210000	Copper plates, sheets,strips, of copperzinc base alloys (brass), in coils	372.200	2.306.897	2.501.266	13.862.187
7409290000	Copper plates, sheets,strips, of copperzinc base alloys (brass), not in coils	57.742	1.040.789	334.657	4.464.804
7409310000	Copper plates, sheets,strips, of coppertin base alloys (brass), in coils	210.481	1.448.887	1.606.832	9.960.086
7409390000	Copper plates, sheets,strips, of coppertin base alloys (brass), not in coils	42.957	204.123	173.228	1.059.417
7409400000	Copper-nickel base alloy (cupro-nickel),copper-nickel-zinc base alloys unrefined	12.550	128.870	112.433	1.367.560
7409900000	Other copper alloys, unrefined	336	50.926	5.823	295.626
7410110000	Copper foil, refined, thickness < 0.15mm, not backed	51.995	436.919	422.815	2.835.760
7410120000	Copper alloys, refined, thickness< 0.15 mm, not backed	51.558	314.418	360.250	1.755.481
7410210010	Reinforced sheets/plates of polyamide,of refined copper, backed	15	919.502	450	3.852.718
7410210020	Reinforced sheets/plates of polyamide,Copper clad laminate for PCBs	490.279	4.403.166	2.154.349	18.473.027
7410210090	Reinforced sheets/plates of polyamide,Copper clad laminate not for PCBs	28.963	416.170	217.343	2.438.384
7410220000	Reinforced sheets/plates of polyamide,Of copper alloys, unrefined	3.474	160.751	27.816	942.197
7411100000	Copper tubes & pipes of refined copper	244.854	2.752.855	1.624.972	14.462.935
7411210000	Copper tubes & pipes of copper alloyswith copper-zinc base alloys (brass)	128.884	869.864	628.756	4.945.567
7411220000	Copper tubes & pipes of copper alloyswith cupro-nickel or nickel silver	3.340	51.800	82.662	892.907

**I.3. IMPOR MENURUT KOMODITI / IMPORT BY HS COMMODITY**  
**\*\*\*NOVEMBER / NOVEMBER 2009 \*\*\***

H S	Uraian Komoditi Commodity Description	Berat Bersih / Net Weight (Kg)		Nilai / Value C.I.F (US\$)	
		Bulan ini Current Month	Kumulatif Cum.Jan. to date	Bulan ini Current Month	Kumulatif Cum.Jan. to date
7411290000	Other copper tubes and pipes	176.575	1.883.916	1.089.175	9.805.137
7412100000	Copper tube or pipe fitting of refined copper	14.336	58.257	65.440	328.220
7412201000	Copper tube or pipe fitting of copper-zinc base alloys (brass)	28.455	345.540	153.716	2.132.249
7412209000	Copper alloys, not brass, refined	25.637	826.167	145.417	3.390.014
7413000000	Stranded wire, cable, plaited bands, of copper, not electrically insulated.	37.643	681.071	339.037	2.812.458
7415101000	Nails & tacks (incl. drawing pins) of copper iron or steel with head of copper	5.329	265.274	44.480	526.101
7415102000	Staples and similar articles of copper	0	8.808	0	15.583
7415109000	Tacks, drawing pins, & similar articles	20.277	501.367	165.308	2.267.981
7415210000	Washers (including spring washers) but not threaded	6.127	146.518	42.278	733.441
7415290000	Other articles of copper, not threaded	6.938	187.799	122.292	953.997
7415331000	Screws	28.295	303.722	187.788	1.582.536
7415332000	Bolts and nuts	50.243	508.608	167.598	2.237.510
7415390000	Other articles of copper, threaded	47.144	513.511	230.058	2.019.444
7418110000	Pot scourers and scouring or polishing pads, gloves and the like	0	1.250	0	6.104
7418190000	Other Pot scourers & scouring/polishing	11.565	101.350	21.782	133.057
7418200000	Sanitary ware and parts thereof	9.561	63.572	79.018	463.453
7419100000	Chain and parts thereof of copper	2.087	29.585	3.961	74.208
7419910010	Fittings for fire hoses, of copper	2.317	56.015	8.050	313.328
7419910020	Reservoirs, tanks, vats and similar of copper	24	37.295	832	189.774
7419910030	Electroplating anodes, machine belt for ships or other vessel	34.670	203.549	171.049	954.988
7419910090	Oth table, kichen, cast, moulded, stamped/ forged but not further worked	20.137	197.535	153.461	1.118.135
7419991000	Electroplating anodes, machine belt fastener, fitting for ships, fire hoses	5.546	625.702	208.851	3.290.726
7419992000	Similar containers not fitted with mech./terminal equip. of a cap. of <=300l	3.419	29.121	37.704	352.280
7419993100	Grill and netting of copper wire for machinery	1.617	34.342	62.846	801.874
7419993910	Grill and netting of copper wire Cloth suitable for making mosquito nets	857	13.889	2.130	18.135
7419993990	Other grill and netting of copper wire	92	8.255	1.507	245.083
7419994000	Other grill and netting of copper wire Springs	27.875	56.227	52.353	388.265
7419995000	Other grill and netting of copper wire Cigarette cases or boxes and similar	4	5.772	6	31.487
7419999000	Other articles of non copper	13.185	183.530	93.140	894.327
7501100000	Nickel mattes	7	133	105	1.418
7501200000	Nickel oxide sinters & oth intermediate product of nickel metallurgy	0	2.722	0	7.773
7502100000	Nickel, not alloyed	40.074	464.552	679.533	4.952.491
7502200000	Nickel alloys	0	6	0	45
7504000000	Nickel powders and flakes.	1.509	29.882	32.402	562.817
7505110000	Bars, rods and profiles of nickel, not alloyed	918	9.745	51.666	179.282
7505120000	Bars, rods & profiles of nickel alloys	281	10.148	6.733	320.658
7505210000	Wire of nickel, not alloyed	3.412	76.159	109.658	1.363.948
7505220000	Wire of nickel alloys	23.442	138.435	273.533	1.975.340
7506100000	Nickel plates, sheets, strip & foil of nickel, not alloyed	34	10.778	12.951	444.135
7506200000	Nickel plates, sheets, strip and foil of nickel alloys	39.955	322.681	577.042	4.563.910
7507110000	Tubes and pipes of nickel, not alloyed	2.303	11.790	19.898	434.505
7507120000	Tubes and pipes of nickel alloys	15	20.137	629	755.392
7507200000	Tube or pipe fittings	2.304	104.052	113.743	653.911
7508100000	Cloth, grill and netting, of nickel wire	685	5.031	29.262	57.192
7508903000	Bolts and nuts of non nickel	24.676	145.972	28.246	464.465
7508904000	Other articles suitable for use in building of non nickel	0	461	0	4.697
7508909010	Electro-plating anodes, wrought or un-wrought, including those produced by	53.920	246.861	867.639	2.203.130
7508909020	Screens for printing machines	14.683	49.745	158.880	1.063.652
7508909090	Other Nickel tubes, pipes, tube, pipe fittings	8.139	38.421	179.700	1.877.019
7601100000	Aluminium, not alloyed	18.662.218	122.785.995	36.788.614	216.899.361
7601200000	Aluminium alloys	11.058.978	95.603.483	21.337.530	171.705.116
7602000000	Aluminium waste and scrap.	3.719.205	27.629.999	5.228.131	33.448.064
7603100000	Aluminium powders of non-lamellar structure	71.767	697.139	196.084	1.940.245
7603200010	Aluminium powders and flakes of flakes	0	55.567	0	74.176
7603200020	Aluminium powders and flakes, powder of lamellar structure	23.079	233.881	65.575	986.919
7604101000	Bars and rods of aluminium not alloyed	55.219	282.130	233.311	938.070
7604109010	Profiles suitable for use as heat sink with cross-sect. dimension < 17,5x17,5 cm	1.591	8.092	19.247	116.926
7604109090	Oth profiles suitable for use as heat sink	35.311	1.391.885	152.139	2.712.954
7604211000	Perforated tube profile for evaporator coils of mtr veh. ac mach. of alum. ally	86	103.804	2.160	354.618
7604219000	Oth hollow profiles of aluminium alloys	169.712	2.346.971	951.508	10.653.570
7604291010	Extruded bars and rods not surface treated	13.943	269.483	77.848	829.578
7604291020	Extruded bars and rods surface treated	51	28.468	222	80.625
7604293000	Y-shaped profiles for zip fasteners, in coils of non aluminium alloys	2.224	25.068	37.377	298.991
7604299000	Other bars, rods and profiles of non aluminium alloys	356.376	4.235.911	798.885	12.826.807
7605110000	Alum. wire of aluminium not alloyed which the max. cross-sect'l dim. exceeds	19.457	135.541	91.564	566.173
7605191000	Aluminium wire of non aluminium not alloyed with a diameter < 0.0508 mm	1	3.105	1.231	56.492
7605199000	Other aluminium wire of non aluminium not alloyed	77.643	467.840	202.238	1.838.575
7605210000	Alum. wire of aluminium alloys which the max. cross-sect'l dimension > 7 mm	0	38.847	0	133.841
7605291000	Aluminium wire of non aluminium alloys with a diameter not exceeding 0.254 mm	1.079	28.727	22.957	342.206
7605299000	Other aluminium wire of non aluminium alloys	73.575	519.576	197.317	1.837.129
7606110010	Aluminium plates, sheets & strip of plain figured by rolling of thick. > 0.2 mm	54.047	567.752	212.304	1.901.607
7606110090	Oth aluminium plates, sheets & strip of plain/figured by rolling of thick. > 0.2 mm	1.183.523	3.244.557	3.011.898	13.536.154

**I.3. IMPOR MENURUT KOMODITI / IMPORT BY HS COMMODITY**  
**\*\*\*NOVEMBER / NOVEMBER 2009 \*\*\***

H S	Uraian Komoditi Commodity Description	Berat Bersih / Net Weight (Kg)		Nilai / Value C.I.F (US\$)	
		Bulan ini Current Month	Kumulatif Cum.Jan. to date	Bulan ini Current Month	Kumulatif Cum.Jan. to date
7606121010	Can stock (alloy 3004,3104 or 5182, ofthickness > 0,25 mm, in coil	11.863	403.842	47.619	1.889.283
7606121090	Oth.Can stock (alloy 3004,3104, 5182,of thickness > 0,25 mm, in coil	3.385	640.000	43.691	6.023.540
7606123100	Sheets o alum. rigid cont.sheets alloy5182,5082,hardnessh19<1,000mm in width	238.873	1.120.760	937.015	4.491.780
7606123910	Other aluminium sheet/coilnot exceeding 1,000 mm in width	402.832	8.142.045	1.241.749	21.290.910
7606123920	Other aluminium sheet / coil exceeding 1,000 mm in width	4.765.700	27.546.232	11.005.544	63.829.408
7606123930	Aluminium Litho Grade sheet/coil alloyha 1052 hardness temper h19 and alloy	0	68.179	0	169.645
7606123990	Other aluminum sheet	564.486	3.441.280	2.075.376	12.984.369
7606124000	Oth, plain/figured by roll./press. butnot surface treatedof non alum. alloys	93.339	1.320.797	381.707	3.629.661
7606129000	Other aluminium plate rectanguler ofaluminium alloys	395.642	3.111.382	661.380	9.979.567
7606912000	Oth alum. not alloyed,plain/figured byrolling/pressing b not surface treated	1.422	43.717	27.213	137.508
7606919000	Oth aluminium plate, not rectanguler ofaluminium, not alloyed	20.677	121.945	79.329	1.393.910
7606923010	Venetian blind slat,whether or notrolled or cut, in width ϕ1,000 mm	6.930	68.533	15.130	148.341
7606923020	Sheet or coil of alum. rigid containersheet alloy 5182,5082,hardness h19	14.182	370.907	53.512	1.352.819
7606923090	Oth.than Sheet/coil of aluminium rigidcontainer sheet alloy 5182,5082,hard h19	171.759	1.436.271	225.589	1.648.729
7606929010	Oth venetian blind slat,whether or notrolled or cut, in width ϕ1,000 mm	0	16.351	0	86.015
7606929020	Oth.sheet/coil of alum.rigid containersheet alloy 5182,5082,hardness h19	0	224	0	2.181
7606929090	Other aluminium alloys	266.981	1.396.254	592.263	2.817.717
7607110000	Aluminium foil not backed, rolledbut not further worked	960.156	6.209.194	3.338.001	21.824.315
7607191000	Foil of aluminium alloy A1075 or A3903not back,oth than rolled but not worked	26.619	353.778	141.699	2.449.244
7607199000	Oth than foil aluminium alloy A1075/a3903 not back,oth than roll but notwork	307.145	2.740.831	1.524.136	18.302.680
7607204000	Aluminium foil backed for imitationgold or silver	833	70.168	4.059	280.955
7607209010	Aluminium foil laquer coated (white orof thickness >0,05 mm or < 0,15 mm	106.840	1.015.117	1.143.901	6.212.305
7607209090	Oth.aluminium foil, backed,thickness <=0.2 mm	114.375	1.356.268	694.617	9.256.292
7608100000	Aluminium tubes and pipes ofaluminium, not alloyed	21.747	588.195	76.091	2.239.372
7608200000	Aluminium tubes and pipesof aluminium alloys	101.060	704.858	514.305	3.453.874
7609000000	Aluminium tube or pipe fittings (forexample, coupling,elbows,sleeves)	60.373	508.685	372.144	3.368.313
7610100000	Alum. structures for doors, windows &their frames and thresholds for doors	98.186	1.267.396	294.526	7.448.868
7610901000	Oth alum. structures for bridges andbridge section, towers, lattice masts	1.016	204.023	6.891	364.040
7610909000	Other aluminium structures	876.944	5.522.737	606.239	5.433.483
7611000000	Aluminium reservoirs, tanks, vats andsimilar containers for any material	15.350	118.515	81.905	515.018
7612100000	Alum. collapsible tubular containers	11.422	151.161	89.803	1.446.217
7612901000	Aluminium casks, drums, cans, boxes andseamless containers for fresh milk	347	5.793	3.486	34.769
7612909000	Oth.aluminium casks,drums,cans, boxes& containers, for any material	294.639	3.308.447	1.699.317	15.051.830
7613000000	Aluminium containers for compressedor liquified gas	1.731	44.030	46.308	238.743
7614101100	Cable with steel core of circularcross section not exceeding 500 mm	15	113.574	127	437.633
7614101200	Cable with steel core of crclr crosssection > 500 mm but < 1,000 mm	0	6	0	42
7614101900	Other cable wth steel core	0	380.867	0	621.260
7614109000	Other stranded wire with steel core	58.000	715.282	284.801	2.734.548
7614901100	Cable without steel core of circularcross section not exceeding 500 mm	14	59	834	1.607
7614901900	Other cable without steel core	2.950	49.492	31.370	639.000
7614909000	Other stranded wire without steel core	177	141.869	5.907	610.642
7615110000	Pot scourers and scouring or polishingpads,/gloves and the like of aluminium	2.753	43.659	1.160	42.397
7615190000	Oth table, kitchen/oth householdarticles & parts thereof of aluminium	119.582	1.056.686	381.632	2.517.745
7615201000	Bedpans, urinals ( portable type )and chamber	14	37	453	1.058
7615209000	Other sanitary ware and parts thereofof aluminium	33.288	471.290	107.612	1.499.408
7616101000	Nails of aluminium	10.049	118.319	14.632	306.873
7616102000	Staples and hooks of aluminium	29.625	332.983	171.617	1.511.792
7616109000	Tacks, rivets,cotters,cotter pinsand washers of aluminium	60.352	591.029	720.470	6.230.835
7616910000	Other cloth, grill, nettingand fencing, of aluminium wire	53.560	441.334	24.900	350.333
7616992000	Ferrules for use in the manufactureof pencils	11.385	81.699	394.904	2.127.646
7616993000	Alum.slugs, round, of such dim. thatthe thick's>one tenth of the diameter	83.437	832.566	277.462	2.832.411
7616994000	Bobbins, spools, reels and similarsupports for textile yarn	17.553	49.834	24.355	198.162
7616996000	Latex spouts and latex cups	5	150	34	684
7616999010	Venetian blinds	2.864	117.536	7.737	1.667.930
7616999090	Other articles of aluminium	257.833	2.870.951	2.114.056	18.580.028
7801100000	Refined lead	4.312.413	36.759.891	9.524.178	62.328.638
7801910000	Oth unwrought lead&containing by wgtantimony as the principal oth element	2.812.299	25.171.424	5.418.168	38.940.698
7801991000	Oth unwrought lead&containing by wgtunrefined	826.404	2.871.154	1.541.058	5.035.870
7801999000	Oth unwrought lead&containing by wgt	226.846	1.922.842	467.751	2.725.371
7804110000	Sheets, strip and foilof a thickness < 0,2 mm	923	5.968	16.276	79.157
7804190010	Lead embossed, cut to shape, perfortd,coated,printed, backed, reinforce mtrial	10.187	69.398	409.836	1.202.774
7804190090	Oth.lead plates, sheets, strip andfoil, lead	30.023	723.075	461.493	3.799.977
7804200000	Powders and flakes	200	29.396	920	11.895
7806002000	Other articles of lead,bars,rods,profiles and wire	3.397	32.094	132.360	544.891
7806003000	Other articles of lead,tubes,pipesand tube or pipe fittings (for	2.111	109.369	15.721	212.764
7806009010	Lead wool,washers,electro-plating anodes	277	21.374	1.016	190.064
7806009090	Other articles of lead	2.029	71.161	29.666	614.123
7901110000	Zinc not alloyed containingby weight 99.99% or more of zinc	5.045.216	49.036.017	10.619.001	76.749.525
7901120000	Zinc not alloyed containingby weight < 99.99% of zinc	2.769.819	28.372.393	5.776.504	47.052.291
7901200000	Zinc alloys	983.032	13.634.037	2.223.886	23.401.687
7902000000	Zinc waste and scrap.	0	3	0	44
7903100000	Zinc dust	72.909	1.165.496	179.705	2.600.675

**I.3. IMPOR MENURUT KOMODITI / IMPORT BY HS COMMODITY**  
**\*\*\*NOVEMBER / NOVEMBER 2009 \*\*\***

H S	Uraian Komoditi Commodity Description	Berat Bersih / Net Weight (Kg)		Nilai / Value C.I.F (US\$)	
		Bulan ini Current Month	Kumulatif Cum.Jan. to date	Bulan ini Current Month	Kumulatif Cum.Jan. to date
7903900000	Zinc powders and flakes	42.334	1.124.467	164.411	3.471.611
7904000010	Zinc wire,bars,rods,not surface treated	123	195.861	3.242	644.069
7904000090	Zinc profiles	34.867	2.301.702	78.200	854.383
7905001010	Zinc plates, sheets, strip not surfacetreated	9.275	1.661.697	20.409	1.799.809
7905001020	Zinc plates, sheets, strip surfacetreated	100.932	344.323	93.296	411.464
7905002010	Zinc foil not surface treated	0	287.441	0	255.391
7905002090	Zinc foil Surface treated	562	84.504	2.591	227.607
7907003000	Gutters, roof capping, skylight frames& oth fabricated building components	2.435	1.211.384	6.972	1.238.155
7907004000	Zinc tubes, pipes,tube, pipe fittings(cuoplings, elbows, sleeves)	18.938	129.517	23.442	139.318
7907009010	Electro-plating anodes; stencil plates	54.352	476.748	89.505	842.759
7907009020	Domestic articles and parts thereof	20.879	124.475	39.346	195.471
7907009090	Oth articles of zinc oth than domestic	158.413	2.660.613	381.313	5.561.913
8001100000	Tin, not alloyed	589	55.800	13.640	400.035
8001200000	Tin alloys	4.151	23.761	44.160	271.728
8002000000	Tin waste and scrap.	0	14.441	0	150.431
8003000000	Tin bars, rods, profiles and wire.	41.755	375.954	1.165.643	7.845.698
8007002000	Other articles of tin, sheets and strip,Plates, thickness > 0,2mm	14.121	645.407	1.159.929	2.326.697
8007003000	Tin-foil (whether or not printed or backper),thick < 0,2 mm,powder & flakes	9	4.127	645	29.620
8007004000	Tin-Tubbes, pipes and tube or pipe fitti(for example, couplings, elbows, sleeves	5.101	7.820	13.508	32.944
8007009010	article of tin, Collapsible tubes fordentifrices, colours, and the like,	0	2.959	0	58.875
8007009090	Other articles of tin	89.721	733.434	215.172	1.026.330
8101100000	Tungsten (wolfram) powders	1.408	29.161	28.004	354.850
8101940000	Unwrought tungsten, including barsand rods obtained simply by sintering	101	3.573	13.002	52.063
8101960000	Tungsten wire	478	12.426	26.935	344.535
8101970000	Tungsten waste and scrap	0	134	0	3.887
8101990010	Tungsten bar&rods,oth than those obtaineplly by sintering,profiles, sheet, strip	2.927	50.033	130.509	1.575.583
8101990090	Other tungsten (wolfram)	5.424	58.670	200.063	1.608.742
8102100000	Molybdenum powders	0	394	0	12.943
8102940000	Unwrought molybdenum, including barsand rods obtained simply by sintering	0	67	0	1.482
8102950000	Molybdenum bar&rods,o.than those obt'dsimp. by sintering,profiles,strip&foil	14	29.822	865	301.320
8102960000	Molybdenum wire	943	10.230	90.373	711.962
8102990000	Other molybdenum	0	528	0	1.978
8103200000	Unwrought tantalum, including bars androds obt'd simp.by sintering; powders	3.506	18.257	1.807.693	6.832.854
8103900000	Other tantalum	0	203	0	4.741
8104110000	Unwrought magnesium containingat least 99.8 % by weight of magnesium	101.293	1.123.167	272.704	2.950.162
8104190000	Other unwrought magnesium	2.584	65.744	18.206	173.447
8104200000	Magnesium waste and scrap	0	529	0	359.948
8104300000	Magnesium raspings,turnings &granules,graded according to size; powders	0	48.461	0	429.702
8104900000	Other magnesium	3.196	24.331	3.124	73.170
8105201000	Unwrought cobalt	0	10.154	0	71.121
8105209000	Mattes cobalt; cobalt powders	859	1.233	22.045	40.771
8105900000	Other cobalt mattes	253	1.598	20.996	333.733
8106009000	Other bismut	0	7.508	0	48.044
8107200000	Unwrought cadmium, powders	8	234	1.770	9.770
8107900000	Other cadmium	0	44	0	774
8108200000	Unwrought titanium; powders	203	670	12.511	18.395
8108900000	Other titanium	251.778	810.854	3.044.783	13.897.769
8109200000	Unwrought zirconium; powders	106	8.520	37	32.617
8109900000	Other zirconium	284	29.753	1.500	134.754
8110100000	Unwrought antimony; powders	62.060	182.676	364.238	922.835
8110200000	Antimony waste and scrap	0	70	0	5.364
8110900000	Other antimony	0	19.895	0	88.587
8111000000	Manganese and articles thereof, includewaste and scrap.	0	20.185	0	62.133
8112120000	Unwrought beryllium; powders	0	3.753	0	6.030
8112190000	Other beryllium	315	5.211	12.213	140.235
8112210000	Unwrought chromium; powders	3.000	37.277	39.300	366.378
8112290000	Other Chromium	0	497	0	30.190
8112990000	Other thallium	81.700	582.168	278.031	2.223.593
8113000000	Cermets and articles thereof,including waste	5	6	39	222
8201100000	Spades and shovels	5.683	62.516	8.350	94.183
8201200000	Forks	0	30.711	0	41.486
8201301000	Hoes (mamooties) and rakes	198	1.167	475	5.355
8201309000	Mattocks and picks	5.669	16.560	6.128	23.193
8201400000	Axes, bill hooks and similar hewing tool	26	2.327	71	6.525
8201500000	Secateurs & similar one-handed prunersand shears (including poultry shears)	1.252	87.866	2.138	140.343
8201600000	Hedge shears,two-handed pruning shearsand similar two handed shears	0	2.089	0	1.140
8201900000	Other hand tools of a kind used inagriculture, horticulture or forestry	0	3.013	0	15.456
8202100000	Hand saws	136.441	996.393	181.663	1.364.410
8202200000	Band saw blades	145.973	640.247	417.574	2.759.695
8202310000	Circular saw blades with working partof steel	16.417	78.172	67.445	362.147
8202390000	Other circular saw blades,including parts	43.015	402.191	66.229	1.089.008
8202400000	Chain saw blades	38.616	223.513	86.502	373.599



**I.3. IMPOR MENURUT KOMODITI / IMPORT BY HS COMMODITY**  
**\*\*\*NOVEMBER / NOVEMBER 2009 \*\*\***

H S	Uraian Komoditi Commodity Description	Berat Bersih / Net Weight (Kg)		Nilai / Value C.I.F (US\$)	
		Bulan ini Current Month	Kumulatif Cum.Jan. to date	Bulan ini Current Month	Kumulatif Cum.Jan. to date
8202910000	Straight saw blades for working metal	18.427	75.268	22.914	109.584
8202991000	Straight saw blades	605	13.359	14.749	129.181
8202999000	Other saw blades	59.851	779.064	257.384	3.574.925
8203100000	Files, rasps and similar tools	27.170	328.054	75.179	710.574
8203200000	Pliers (including cutting pliers),pincers, tweezers and similar tools	216.220	2.028.973	334.375	3.670.523
8203300000	Metal cutting shears and similar tools	34.361	480.695	159.158	2.077.402
8203400000	Pipe-cutters, bolt croppers,perforating punches, and similar tools	32.108	379.019	138.652	1.704.596
8204110000	Hand operated spanners and wrencheson - adjustable	201.910	2.183.687	568.663	5.303.865
8204120000	Hand operated spanners and wrenchesadjustable	144.823	2.171.325	300.316	4.454.207
8204200000	Interchangeable spanner sockets,with or without handles	108.325	665.813	318.638	2.364.226
8205100000	Drilling, threading or tapping tools	94.862	660.646	507.775	3.086.129
8205200000	Hammers and sledge hammers	281.821	3.559.016	347.541	5.772.526
8205300000	Planes, chisels, gouges andsimilar cutting	93.230	1.169.268	154.474	1.598.355
8205400000	Screwdrivers	177.049	1.282.491	295.418	2.587.310
8205511000	Flat irons	1	4.299	59	29.524
8205519000	Other household tools	7.533	181.871	58.677	813.066
8205590000	Other hand tools , oth than househlootools	218.919	2.039.907	819.410	5.537.045
8205600000	Blow lamps	4.900	61.231	10.392	100.846
8205700000	Vices, clamps and the like	89.293	1.580.198	301.876	4.108.470
8205800000	Anvils; portable forges; hand-/pedal-op'ted grinding wheels with frameworks	23.077	230.452	37.044	461.541
8205900000	Sets of articles of two or moreof the foregoing subheadings	22.958	505.414	341.394	2.877.510
8206000000	Tools of two/more of the headings82.02to82.05 put up in sets for retail sale	225.595	1.628.054	760.001	6.780.377
8207130000	Rock drilling or earth boring toolswith working part of cermets	10.097	84.394	241.066	1.878.553
8207190000	Other rock drilling or earth boringtools, including parts	309.202	1.395.903	3.123.890	37.809.732
8207200000	Dies for drawing or extruding metal	31.058	564.763	660.434	11.106.135
8207300000	Tools for pressing, stampingor punching	69.276	833.275	1.472.652	15.229.281
8207400000	Tools for tapping or threading	6.765	180.861	264.980	3.015.638
8207500000	Tools for drilling,other than for rock drilling	69.724	707.292	799.841	8.882.823
8207600000	Tools for boring or broaching	2.860	68.909	225.033	2.067.436
8207700000	Tools for milling	15.292	86.709	384.393	2.575.071
8207800000	Tools for turning	6.965	315.931	279.415	3.807.207
8207900000	Other interchangeable tools	47.347	527.756	1.184.339	15.280.236
8208100000	Knives and cutting bladesfor metal working	4.443	127.972	267.901	3.158.108
8208200000	Knives and cutting bladesfor wood working	42.844	539.939	308.366	3.181.040
8208300000	Knives&cutting blades f kitchen app'es/for mach. used by the food industry	438	21.881	13.727	286.781
8208400000	Knives&cutting blades for agricultural, horticultural or forestry machines	2.626	79.982	57.492	362.838
8208900000	Other knives and cutting blades	100.563	1.622.726	1.262.789	12.196.520
8209000000	Plates, sticks, tipsand the like for tools,	23.753	341.821	640.429	7.149.068
8210000000	Hand-operated mechanicalappliances, weighing	82.285	915.149	80.102	983.697
8211100000	Knives with cutting blades,serratedor not and sets of assorted articles	14.985	145.883	49.459	475.359
8211910000	Table knives having fixed blades	7.217	131.164	89.778	596.305
8211925010	knives ,fix blades, handle of base metalfor agricultural, horticultural/forestry	0	1.699	0	9.882
8211925090	knives ,fix blades,handle oth than metalfor agricultural, horticultural/forestry	554	35.246	300	35.904
8211929010	Flick or spring knives; hunting,divingand scouts knives,penknives;blades>15 cm	176	12.322	199	66.969
8211929020	Other knives having fixed bladeswith handle of base metal	566	6.213	5.862	63.304
8211929090	Other knives having fixed bladeswith handle oth than base metal	1.110	57.589	39.885	245.773
8211932010	Knives,oth than fixed blades,with handlebase metal, for agricultural, forestry	0	506	0	3.918
8211932090	Knives,oth than fixed blades,handle oththan metal, for agricultural, forestry	7	11.007	211	27.395
8211939010	Knives having other than fixed bladeswith handle of base metal	752	1.276	1.180	12.488
8211939090	Knives having other than fixed blades,with handle oth than base metal	618	57.812	3.581	253.747
8211940000	Blades with handle of base metal	13.286	288.516	30.436	1.352.159
8211950000	Knives with handles of base metal	7.687	63.860	70.795	419.448
8212100000	Razors	6.085	144.437	78.035	860.628
8212201000	Safety razor bladeswith double-edged razor blades	44.654	754.650	555.335	9.241.711
8212209000	Other razors and razor blades	21.293	491.174	52.306	964.102
8212900000	Other parts of razors and razor blade	4.338	12.435	20.477	247.515
8213000000	Scissors, tailors' shearsand similar shears,	71.853	755.244	112.815	1.262.355
8214100000	Ppr knives,ltr openers,erasing knives,pencil sharpeners and blades therefor	30.289	685.672	45.320	1.338.651
8214200000	Manicure or pedicure setsand instruments	25.575	463.812	40.602	930.271
8214900000	Other articles of cutlery	11.359	481.736	23.697	1.046.470
8215100000	Spoons,forks,ladles,skimmer,cake serv.&fish knives sets of assorted articles	25.567	267.555	29.145	320.704
8215200000	Similar kitchen and tableware,other sets of assorted articles	26.902	252.139	83.933	631.141
8215910000	Similar kitchen and tablewareplated with precious metal	0	2.353	0	25.927
8215990000	Other similar kitchen and tableware	270.478	2.366.461	470.856	4.046.128
8301100000	Padlocks	330.316	2.668.774	501.303	4.343.804
8301200000	Locks of a kind used f motor vehicles	121.772	1.141.390	1.091.528	11.685.237
8301300000	Locks of a kind used for furniture	292.566	2.933.981	393.901	3.352.905
8301400000	Other locks	804.393	6.097.303	1.247.779	9.816.772
8301500000	Clasps and frames with clasps,incorporating locks	19.466	144.409	245.183	1.520.855
8301600000	Parts of padlocks and lock	588.301	3.371.220	1.926.534	15.911.772
8301700000	Keys presented separately	24.661	174.322	48.399	492.977
8302100000	Hinges	989.311	8.991.759	1.250.565	12.089.659

**I.3. IMPOR MENURUT KOMODITI / IMPORT BY HS COMMODITY**  
**\*\*\*NOVEMBER / NOVEMBER 2009 \*\*\***

H S	Uraian Komoditi Commodity Description	Berat Bersih / Net Weight (Kg)		Nilai / Value C.I.F (US\$)	
		Bulan ini Current Month	Kumulatif Cum.Jan. to date	Bulan ini Current Month	Kumulatif Cum.Jan. to date
8302200000	Castors	215.432	2.726.003	412.459	3.863.983
8302300000	Oth mountings, fittings and similar articles suitable for motor vehicles	208.878	1.831.715	1.531.878	13.701.293
8302413010	Hasps ; suitable for buildingsuitable for building	144.002	1.739.211	135.504	1.570.619
8302413090	Bolts, hooks, eyes and staplessuitable for building	40.484	621.144	38.709	660.549
8302419000	Other mountingsuitable for building	591.107	5.145.915	850.998	7.241.330
8302421000	Bolts and haspssuitable for furniture	54.940	414.959	64.812	653.084
8302429000	Other Mounting ; suitable for furniture	1.001.354	8.608.320	1.751.668	16.191.964
8302491000	Mounting of a kind suitable for saddlery	810	162.774	7.101	363.978
8302499000	Other mounting ; oth than of a kindsuitable for saddlery	596.506	2.906.847	6.420.183	10.604.634
8302500000	Hat-racks,hat-pegs, bracketsand similar fixtures	91.835	523.362	107.800	1.038.118
8302600000	Automatic door closers	65.876	561.515	149.501	1.411.433
8303000000	Armoured/reinforced safes, strong-boxesand doors and safe deposit lockers	273.533	2.061.235	464.743	3.545.402
8304001000	Filing cabinets or card-index cabinets	23.569	335.972	44.839	697.503
8304002000	Office or desk equipment of copper orof lead	83	8.378	349	22.694
8304009000	Other similar office or desk equipment	205.471	2.074.598	3.972.744	14.016.691
8305101000	Fittings for double loop wire bindersdouble loop wire binders	8.229	237.189	5.853	388.245
8305109000	Fittings for loose-leaf binders or filesoth than double loop wire binders	73.030	1.191.486	76.820	1.512.694
8305200000	Staples in strips	123.202	1.539.536	143.146	1.898.118
8305900000	Letter coners, paper clips, indexingtagsoffice articles	221.847	1.958.915	558.492	5.361.329
8306101000	Bells for cycles	14.158	69.307	19.961	134.738
8306102000	Bells, gongs and the like, of copper	0	2.455	0	12.583
8306109000	Bells, gongs and the like,oth than of copper	3.530	34.444	24.537	115.882
8306210000	Statuetes and other ornamenplated with precious metal	160	1.569	350	10.496
8306291000	Statuetes and other ornamen, of copperor lead	0	1.605	0	8.858
8306299000	Statuetes and other ornamen, of oth thancopper or lead	1.465	65.972	6.074	209.485
8306301000	Photograph, picture or similar frames;mirrors : of copper	0	1.294	0	8.991
8306309000	Photograph, picture or similar frames;mirrors : of oth than copper	9.669	342.941	24.583	759.835
8307100000	Flexible tubing of base metal, withor without fitting of iron or steel	49.574	903.718	401.634	6.725.626
8307900000	Flexible tubing of base metal, with orwithout fitting of other base metal	23.694	411.578	317.015	5.378.919
8308100000	Hooks, eyes&eyelet o base metal of a k.used f cloth, footwear, awnings&handbags	257.694	2.186.192	1.921.876	17.235.893
8308200000	Tubular/bifurcated rivets of bs metalof a kind used for clothing, footwear	34.084	231.090	237.091	2.228.860
8308901000	Beads of base metal	36.570	315.283	317.143	2.104.929
8308902000	Spangles of base metal	228	76.108	10.258	869.797
8308909000	Other clups and parts	396.904	3.658.769	2.129.639	16.959.148
8309100000	Crown corks of packing accessoriesof base metal	14.669	111.424	38.284	341.779
8309901000	Capsules for bottles of base metal	7.358	77.728	44.625	720.782
8309902000	Top ends of alum. cans of base metal	233.168	2.293.089	1.411.740	13.534.402
8309903000	Other caps for cans of base metal	77.046	1.236.896	253.142	3.445.088
8309904000	Bungs for metal drums; bung covers; seals; case corner protectors	24.101	275.576	164.920	1.216.746
8309905000	Oth packing accessories, of aluminium	83.382	608.528	776.706	5.536.270
8309909000	Oth packing accessories, of base metal	753.645	1.498.032	1.519.325	9.321.826
8310000000	Sign , name, address and similar plates, numbers, and oth symbols, of base metal	13.784	163.281	123.435	1.485.261
8311101000	Coated electrodes of base metal, for electric arc-welding : In rolls	458.841	6.636.648	566.437	8.144.756
8311109000	Coated electrodes of base metal, for electric arc-welding, In oth than rolls	1.522.356	15.862.607	2.299.853	26.618.251
8311201000	Cored wire of base metal, for electric arc-welding : In rolls	371.211	3.776.992	766.916	7.519.298
8311209000	Cored wire of base metal, for electric arc-welding : In oth than rolls	45.757	1.809.934	123.479	3.806.850
8311301000	Coated rods & core wire of base metalfor sold, braz/welding by flame in roll	477.448	4.577.237	1.067.387	8.204.139
8311309000	Coated rods & core wire, base metal, for sold, braz/weld by flame in oth than roll	272.320	2.791.992	1.363.911	11.129.045
8311900000	wire and rods, of agglomerated basemetal powder, used for metal spraying.	459.349	4.322.420	1.201.325	8.506.273
8401100000	Nuclear reactors	13.180	19.421	727.882	8.342.000
8401200000	Machin and app for isotopic separation, and parts thereof non-irradiated	0	39.460	0	3.605.304
8401300000	Fuel elements (cartridges),	0	911	0	17.850
8401400000	Parts of nuclear reactors	0	427	0	94.259
8402111000	Watertube boiler electric with a steamproduction exceeding 45 tons per hour	234.834	3.546.024	2.036.040	11.284.761
8402120000	Watertube boiler not electric with asteam production exceeding 45 tons/ hour	0	11.083.463	0	36.193.669
8402121100	Watertube boilers elect. with a steam15 tons <= steam prod.< 45tons/hours	204.446	5.032.995	485.000	13.229.430
8402121900	Watertube boilers electric with asteam prod < 15 tons /hours	25.123	3.108.208	219.863	7.795.413
8402122100	Watertube boilers not elect. with steam15 tons <= steam prod.< 45tons/hours	0	310.112	0	1.161.830
8402122900	Watertube boilers not electric with a15 tons <= steam prod.< 45tons/hours	0	3.940.101	0	10.672.171
8402191100	Electric boilers with a steamprod.< 15 tons/hours	462.502	2.007.061	1.240.382	4.874.057
8402191900	Oth vapour elect generating boilers, inclhybrid boilers, steam prod<=15 ton/hours	1.544.808	2.860.900	1.921.513	4.330.219
8402192100	Oth not-elect generating boilers, inclhybrid boilers, steam prod >15 ton/hours	0	13.272	0	52.500
8402192900	Oth not-elect generating boilers, inclhybrid boilers, steam prod<=15 ton/hours	25.000	1.539.257	55.550	9.880.977
8402201000	Electric super heated water boilerselectrically operated	8.098	488.538	330.000	4.587.760
8402202000	Electric super heated water boilers not electrically operated	8.095	1.101.634	42.170	6.197.990
8402901000	Boiler bodies or shellsgenerating boilers	241.771	2.454.351	757.830	10.908.659
8402909000	Other parts of steam or other vapourgenerating boilers	2.409.098	26.890.818	8.552.020	124.084.511
8403100000	Boilers of central heating boilers otherthan those of heading 84.02.	393.721	4.275.791	1.253.729	11.503.805
8403901000	Boiler bodies or shells central heatingboilers oth than those of heading 84.02.	11.167	16.431	79.576	138.231
8403909000	Other part of central heating boilersoth than those of heading 84.02.	2.239.912	4.707.782	1.689.611	17.468.620
8404101010	Soot remover for use with boilers ofheading 84.02	2.520	628.653	27.600	2.425.607
8404101090	Oth auxiliary plant for use with boilersof heading 84.02	1.775.108	34.874.148	4.722.739	127.074.413

**I.3. IMPOR MENURUT KOMODITI / IMPORT BY HS COMMODITY**  
**\*\*\*NOVEMBER / NOVEMBER 2009 \*\*\***

H S	Uraian Komoditi Commodity Description	Berat Bersih / Net Weight (Kg)		Nilai / Value C.I.F (US\$)	
		Bulan ini Current Month	Kumulatif Cum.Jan. to date	Bulan ini Current Month	Kumulatif Cum.Jan. to date
8404102000	Oth auxiliary plant for use with boilersof heading 84.03	106	730.504	3.500	2.632.019
8404200000	Condensers for steam orother vapour power units	205.615	1.106.848	2.825.450	17.594.542
8404901100	Boiler bodies or shells of goods of subheading 8404.10.10 :	146	794	6.679	14.376
8404901900	Part oth than boiler bodies or shells of goods of subheading 8404.10.10 :	0	72.670	0	994.798
8404902100	Boiler bodies or shells of goods of subheading 8404.10.20 :	0	291	0	2.849
8404902900	Part oth than boiler bodies or shells of goods of subheading 8404.10.20 :	67	24.204	2.963	312.761
8404909000	Other parts of auxiliary machineryfor use with boilers	6.959.305	45.207.798	28.052.622	214.494.100
8405100000	Producer gas/water gas generators,withor without purifiers; acetylene gas	46.811	1.291.506	210.711	29.474.321
8405900000	Parts of producer gasor water generators	199.120	909.200	1.121.829	7.760.357
8406100000	Turbines for marine propulsion	9	506.360	144	13.069.926
8406810000	Turbines oth than marine propulsionof an output exceeding 40 MW	17.081	10.742.648	3.503.510	75.892.033
8406820000	Turbines oth than marine propulsionOf an output not exceeding 40 MW	375.489	5.660.850	2.694.185	51.970.315
8406900000	Parts of steam turbines and parts	5.290.356	20.893.072	23.637.899	212.352.849
8407100000	Spark-ignition rcprctg piston enginesfor aircraft	4.182	168.605	821.756	32.403.278
8407210000	Outboard motors, marine propulsion engines	56.398	633.276	1.479.266	15.577.119
8407291000	Spark-ignition rcprctg piston engn foroth marine prop engn, output =< 22.38kw	86.445	643.252	343.990	2.452.486
8407299000	Spark-ignition rcprctg piston engn foroth marine prop engn, output >750kw	21.884	438.640	52.447	7.307.088
8407310000	Reciprocating piston engine of vichileof chapter 87 ,capacity <=50 cc	2	28.825	830	14.711
8407320000	Reciprocating piston engine of vichileof chapter 87 ,50cc< capacity <=250 cc	266.832	2.690.294	1.664.193	17.695.404
8407330000	Reciprocating piston engine of vichileof chapter 87 ,250cc< capacity <=1000 cc	133	1.447	1.716	29.090
8407341000	Piston engine for pedestrian controlledtractors, cylinder capacity <= 1,100 cc	5.279	58.307	114.183	1.192.093
8407343000	Spark ignition rcprctg piston engn of acyl.capa exc.1000 cc for vhc.of hd 87.11	4.830	34.665	104.400	771.502
8407349000	Piston engn of a capacity exc. 1000 ccoth.for tractors,vhc.of hd 87.11, 87,01	498.973	4.366.292	3.300.326	33.541.851
8407901000	Oth spark-ignition recipro pist engineof a power not exceeding 18.65 kw	358.337	3.111.300	1.784.390	12.177.747
8407902000	Oth spark-ignition recipro pist enginepower > 18.65 kw and <= 22.38	18.806	27.536	87.687	145.945
8407909000	Oth spark-ignition recipro pist engineof a power > 22.38kw (30hp)	105.714	887.434	518.430	2.722.172
8408104000	Comprss-igntn piston eng.for marinepropulsion of a power not exceed 750 kw	923.633	7.592.569	1.606.029	16.282.178
8408109000	Comprss-igntn piston eng.for marinepropulsion of a power exceeding 750 kw	253.634	3.619.638	7.523.152	67.445.458
8408201100	Comprss-igntn piston engines for vhcls8701.10, output <= 60 kw	0	26.299	0	156.188
8408201200	Comprss-igntn piston eng oth for vhcls8701.10, output <= 60kw,fully ass	387.095	3.091.767	403.793	3.838.238
8408201900	Comprss-igntn piston engines for vhcls8701.10, not fully assemble,output < 60kw	471	700.408	12.354	8.574.394
8408209100	Comprss-igntn piston engines for vhcls8701.10, oth output not exceed 60 kw	0	15.810	0	232.900
8408209200	Comprss-igntn piston eng oth for vhcls8701.10,oth.output <= 60kw,full ass	476.549	5.130.514	6.034.232	69.012.341
8408209900	Comprss-igntn pist engines oth for vhcl8701.10,oth.output <= 60kw,not fully ass	5.757	365.600	102.073	3.226.864
8408901010	Compr-ign piston engn for earth movemach. of an output not exc. 18,65 kw	0	9.469	0	286.644
8408901020	Comprss-igntn piston engn,railway loc/tramway vhc.of output not exc.18,65 kw	0	5.445	0	11.102
8408901090	Compr-ign piston engn oth for earth movemach,railway loc.output not exc.18,65kw	116.204	5.520.763	284.488	7.993.754
8408905010	Comprss-igntn piston engn for earth movemach. of an output exc. 100 kw	164.127	617.582	1.893.604	7.518.258
8408905020	Comprss-ign piston engn for railway loc/tramway vhc.of an output exc. 100 kw	0	58.661	0	2.380.500
8408905090	Compr-ign piston engn oth.for earth movemach,railway loc. an output exc. 100 kw	30.479	946.669	362.265	10.810.705
8408909100	Compr-ign piston eng for earth move machoth.an output>100kw, and <=18,65 kw	103.944	497.478	490.910	3.130.383
8408909200	Compr-ign piston eng for railwy loc/tramvhc.oth.output > 100kw,and <= 18,65kw	0	4.069	0	96.859
8408909900	Comp.ign.piston eng.oth,earth move machrail loc. oth output exc.100kw,not18,65	583.485	4.542.232	817.866	11.342.005
8409100000	Parts suitable for aircraft engines	2.564	16.824	17.856	3.487.801
8409911100	Carburettors & parts thereof for earthmoving machinery, spark-ignition	9.909	140.998	163.740	2.911.516
8409911200	Cylinder blocksfor earth mov machinery,spark-ignition	5.987	19.049	32.406	245.954
8409911300	Cylinder linersfor earth mov machinery,spark-ignition	913	60.457	4.399	365.412
8409911400	Heads and head coverfor earth machinery,spark-ignition	12.432	115.200	132.542	982.018
8409911500	Pistons for earth mov machinery,spark-ignition	16.611	132.223	330.939	2.175.507
8409911600	Piston rings,gudgeon pinsfor earth movemachinery, spark-ignition	5.833	131.208	249.863	3.740.415
8409911900	Oth parts suitable for earthmoving machinery, spark-ignition	6.512	246.947	129.581	1.447.175
8409912100	Carburettors&part thereof for vhcles of87.01, power =< 22.38 kw, spark-ignition	1.620	25.284	22.423	392.695
8409912200	Cylinder blocks for vehicle of head 87.01power =< 22.38 kw, spark-ign	2.868	50.331	55.474	472.508
8409912300	Cylinder liners for vehicle of head 87.01power =< 22.38 kw, spark-ign	392	3.183	515	11.447
8409912400	Heads and head cover for vhcls of 87.01power =< 22.38 kw, spark-ign	2.014	13.357	3.285	43.213
8409912500	Pistons for vehicles of 87.01,power =< 22.38 kw, spark-ign	3.352	58.488	58.168	896.439
8409912600	Piston rings & gudgeon pins for vhcls of87.01,power =< 22.38 kw, spark-ign	1.200	2.373	864	10.268
8409912900	Oths parts suitable for vehicles 8701,power =< 22.38 kw, spark-ignition	1.390	134.085	45.946	896.345
8409914100	Carburettors and parts thereof for vehicles 87.11, spark-ignition	252.534	3.306.298	7.585.615	84.721.989
8409914200	Cylinder blocks, crank casesfor vhcls 87.11,spark-ignitio	148.552	2.160.500	1.306.337	17.786.643
8409914300	Cylinder linersfor vehicles 87.11,spark-ignition	1.516	15.619	35.002	99.792
8409914400	Heads and head coverfor vehicles 87.11,spark-ignition	175.241	2.145.147	5.385.505	56.884.778
8409914500	Pistons for vehicles 87.11,spark-ignitio	83.394	697.694	438.124	4.499.569
8409914600	Piston rings and gudgeon pins forfor vehicles 87.11,spark-ignition	20.769	200.168	582.156	5.212.344
8409914900	Oth parts suitable for vehiclesheading 87.11, spark-ignition	265.123	2.553.269	6.153.423	51.381.482
8409915100	Caburettors and parts thereof for othvehicles of chapter 87, spark-ignition	74.471	1.102.363	1.217.481	8.206.027
8409915200	Cylinder blocks, crank cases for othvehicles of chapter 87, spark-ignition	564.213	8.260.832	5.561.961	51.590.452
8409915300	Cylinder liners for othvehicles of chapter 87, spark-ignition	10.855	156.610	142.331	711.237
8409915400	Heads and head cover for othvehicles of chapter 87, spark-ignition	37.739	664.763	482.938	6.495.386
8409915500	Pistons for oth vehicles of chapter 87,spark-ignition	72.922	540.880	865.551	8.128.847
8409915600	Piston rings and gudgeon pins for othvehicles of chapter 87, spark-ignition	22.135	999.055	120.434	5.460.954
8409915900	Oth parts suitable for vehicles foroth vehicles 87, spark-ignition	512.200	4.488.623	10.123.220	61.255.542

**I.3. IMPOR MENURUT KOMODITI / IMPORT BY HS COMMODITY**  
**\*\*\*NOVEMBER / NOVEMBER 2009 \*\*\***

H S	Uraian Komoditi Commodity Description	Berat Bersih / Net Weight (Kg)		Nilai / Value C.I.F (US\$)	
		Bulan ini Current Month	Kumulatif Cum.Jan. to date	Bulan ini Current Month	Kumulatif Cum.Jan. to date
8409916100	Cyl.block,crank case,marine propul eng.power<= 22.38kw for vssl of 89 spark-ign	0	11.570	0	41.428
8409916200	Piston for marine propuls eng, power<=22.38 kw for vssls of 89, spark-ign	543	3.373	639	12.747
8409916300	Oth.for vssls chapt.89,marine propl engof a power <= 22.38 kw, spark-ignition	7.156	222.370	67.021	869.460
8409916400	Cyl.block,crank cases,marine propls engpower>22.38kw for chapter 89,spark-ign	22.180	42.196	138.135	272.292
8409916500	Pistons for marine propuls eng.of power>22.38 kw for vssls of 89,spark-ign	2.779	7.744	45.338	214.659
8409916600	Oth.for chapt.89 for marine propuls eng.of a power>22.38 kw, spark-ignition	61.968	166.500	216.082	1.134.117
8409917100	Carburettors & parts thereof for othengines, spark-ignition	3.465	108.977	12.984	717.086
8409917200	Cylinder block for oth eng,spark-ign	29.222	242.470	258.946	1.591.687
8409917300	Cylinder liner for oth eng,spark-ign	23.409	278.223	143.516	1.042.861
8409917400	Heads and head cover for oth engines,spark-ignition	7.444	149.866	46.027	790.801
8409917500	Pistons for oth engines,spark-ignition	21.409	226.057	391.780	4.800.069
8409917600	Piston rings and gudgeon pins for othengines, spark-ignition	3.342	25.192	69.118	1.947.248
8409917900	Oth parts for oth engines,spark-ignition	115.710	2.686.646	1.393.924	21.939.568
8409991100	Carburettors & parts thereof for earthmoving machinery, comp-ignition	5.958	24.290	88.664	783.011
8409991200	Cylinder blocks for earth moving mach,comp-ignition	2.860	61.318	121.250	1.109.587
8409991300	Cylinder liners for earth moving mach,comp-ignition	1.694	145.473	32.947	344.384
8409991400	Heads and head cover for earth movingmachinery, comp-ignition	39.442	423.193	825.617	4.086.707
8409991500	Pistons for earth moving machinery,comp-ignition	8.133	128.914	130.502	1.277.243
8409991600	Piston ring & gudgeon pin for earth movemachinery, comp-ignition	8.629	157.554	139.388	1.034.153
8409991900	Oth parts suitable for earthmoving machinery, comp-ignition	46.141	574.227	347.153	5.590.480
8409992100	Carburettors&part thereof for vehiclesof 87.01 comp-ignition	0	53.062	0	57.435
8409992200	Cylindr blocks for vehicles of 87.01comp-ignition	0	267.662	0	311.295
8409992300	Cylindr liners for vehicles of 87.01comp-ignition	495	45.340	8.526	128.925
8409992400	Heads and head cover for vhcls of 87.01comp-ignition	2.855	33.534	32.222	271.737
8409992500	Pistons for vehicles of 87.01,comp-ignition	4.796	33.009	7.715	145.018
8409992600	Piston ring&gudgeon pin for vhcls of87.01 comp-ignition	159	5.086	1.743	18.998
8409992900	Oths parts suitable for vhcls 87.01,comp-ignition	184	254.729	4.955	520.224
8409994100	Caburettors and parts thereof for othvehicles of chapter 87, comp-ignition	54.828	712.751	785.369	9.351.302
8409994200	Cylinder blocks for oth vhcls of chapt87, comp-ignition	149.582	2.179.756	1.321.047	15.552.132
8409994300	Cylinder liners for oth vehicles ofchapter 87,comp-ignition	56.581	480.689	308.399	2.724.624
8409994400	Heads and head cover for vehicles ofchapter 87,comp-ignition	111.950	1.008.006	1.266.593	11.700.701
8409994500	Pistons for oth vehicles ofchapter 87,comp-ignition	44.465	541.990	320.322	2.054.307
8409994600	Pistons ring & gudgeon pins for vhcls ofchapter 87, comp-ignition	34.015	433.932	517.509	3.229.176
8409994900	Oth parts suitable for vehicles foroth vehicles 87, comp-ignition	358.210	4.876.340	4.174.438	49.232.629
8409995100	Cyl.block,crank case,marine propuls.eng.power<= 22.38kw for vssl of 89,comp-igr	5	3.250	315	9.780
8409995200	Piston for marine propul eng of power<=22.38 kw for vssls of 89,comp-ignition	111	1.689	2.478	8.338
8409995300	Oth.for vssls chapt.89,marine propul engof a power<= 22.38 kw, comp-ignition	1.455	135.862	9.102	179.806
8409995400	Cyl.block,crank cases,marine propuls engof power>22.38kw for vssl 89, comp-ign	0	4.093	0	26.820
8409995500	Pistons for marine propuls eng.of power> 22.38 kw for vssls of 89,comp-ign	0	4.363	0	16.662
8409995600	Oth.for vssls,chap89,marine propuls engof a power>22.38 kw, comp-ignition	5.429	91.159	28.419	1.238.660
8409996100	Carburettors & parts thereof for othengines, comp-ignition	4.457	34.607	49.489	300.788
8409996200	Cylinder blocks for oth engines,comp-ignition	11.565	135.691	62.304	1.890.714
8409996300	Cylinder liners for oth engines,comp-ignition	40.028	383.570	221.070	2.618.410
8409996400	Heads and head cover for oth engines,comp-ignition	31.481	248.206	173.879	3.861.955
8409996500	Pistons for oth engines, comp-ignition	17.248	246.496	238.650	2.971.786
8409996600	Piston rings and gudgeon pins for othengines, comp-ignition	1.935	53.473	21.267	488.803
8409996900	Oth parts for oth engines,comp-ignition	686.544	6.545.157	6.622.892	60.850.058
8410110000	Hydraulic turbine&water wheels of power<= 1,000 kw	34.666	475.390	45.293	1.794.444
8410120000	Hydraulic turbines and water wheels of apower>1,000 kw but not exceed 10,000 k	0	1.753	0	105.196
8410130000	Hydraulic turbines and water wheels ofa power exceeding 10,000 kw	0	480.019	0	24.758.683
8410900000	Parts hydraulic turbines, water wheels,including regulators	154.318	1.978.160	1.132.093	13.568.948
8411110000	Turbo-jets of a thrust not exceed 25 kn	0	18.381	0	12.014.077
8411120000	Turbo-jets of a thrust exceeding 25 kn	235	105.806	4.580	61.436.598
8411210000	Turbo-propellers of a power not exceed1,100 kw	360	18.034	6.000	9.421.025
8411220000	Turbo-propellers of a power exceeding1,100 kw	893	19.083	100.701	3.682.873
8411810000	Oth gas turbines of a power not exceed5,000 kw	2.691	212.197	126.679	8.447.652
8411820000	Oth gas turbines of a power exceeding5,000 kw	7.502	870.960	1.125.280	79.425.271
8411910000	Parts of turbo-jets/turbo-propellers	1.070	19.026	10.776	5.930.442
8411990000	Oth parts of gas turbines	153.911	3.017.044	14.782.142	265.281.560
8412100000	Reaction engines oth than turbo-jets	200	45.224	15.146	745.661
8412210000	Hydraulic power engines and motorswith linear acting (cylinders)	97.203	867.771	922.734	9.930.639
8412290000	Oth hydraulic powerengines and motors	328.954	2.536.669	2.672.751	30.412.086
8412310000	Linear act (cylinders), for pneumaticpower engines and motors	4.467	38.479	170.299	1.482.499
8412390000	Oth linear acting (cylinders) forpneumatic power engines and motors	30.072	221.214	584.389	3.362.358
8412800000	Oth engines and motors	18.176	555.551	340.741	13.911.698
8412901000	Parts of reaction engines of subhead8412.10.00	344	19.066	20.046	220.620
8412909000	Oth parts of power engines & motors	139.919	947.303	8.193.287	22.426.296
8413110000	Pump fitted/design to a measu device fordispnsng fuel/lubric,used in fill stat	42.598	583.399	801.595	5.947.548
8413191000	Pumps fitted/Designed to a measuringdevice electrically operated	77.601	1.573.325	874.747	22.933.981
8413192000	Pumps fitted/Designed to a measuringdevice and not electrically operated	9.206	169.306	167.330	2.631.815
8413201000	Water pump for hand pump,oth than thoseof subheading 8413.11or 8413.19	855	200.608	7.997	679.489
8413209000	Oth hand pumps, oth than thoseof subheading 8413.11or 8413.19	95.289	892.319	333.360	3.473.503

**I.3. IMPOR MENURUT KOMODITI / IMPORT BY HS COMMODITY**  
**\*\*\*NOVEMBER / NOVEMBER 2009 \*\*\***

H S	Uraian Komoditi Commodity Description	Berat Bersih / Net Weight (Kg)		Nilai / Value C.I.F (US\$)	
		Bulan ini Current Month	Kumulatif Cum.Jan. to date	Bulan ini Current Month	Kumulatif Cum.Jan. to date
8413301100	Fuel,lubric.,cool medium pump,earth movemach/motor vhcle, reciproc/rotary type	158.817	1.827.692	2.297.520	16.134.877
8413301900	Fuel,lubric.,cool medium pump,earth movemach/motor vhcl,not reciproc/rotary type	673.007	7.683.413	9.084.346	99.034.310
8413309100	Oth fuel,lubric,cool medium pumps,intercombust piston eng reciproc/rotary type	39.624	539.340	824.493	8.729.754
8413309900	Oth fuel,lubric,cool medium pumps,intercombust piston eng oth reciproc/rotary typ	135.718	1.142.237	2.010.848	14.542.704
8413401000	Concrete pumps, electrically operated	24.752	119.891	229.151	1.235.774
8413402000	Concrete pumps, not electric operated	0	63.806	0	345.089
8413501000	Oth reciprocating positivedisplacement pumps, electric operated	41.734	810.264	326.654	11.900.381
8413502000	Oth reciprocating positivedisplacement pumps,not electric operated	70.117	436.420	270.214	6.592.203
8413601000	Oth rotary positive displacement pumps, electrically operated	99.375	1.239.388	463.661	4.936.169
8413602000	Oth rotary positive displacement pumps, not electrically operated	34.127	933.917	438.241	10.139.212
8413701000	Single stage,water pump for belt driveror direct coupling	326.392	2.946.357	650.185	12.542.586
8413702200	Impulse-turbo water pumps of < 100 w&electrically operated for household use	445	122.422	1.524	1.013.460
8413702900	Impulse-turbo water pumps of a capacity>100w electric operated for household us	524.981	6.289.475	6.070.318	55.475.524
8413703000	Oth centrifugal pumps not electricallyoperated	296.320	1.779.947	1.031.977	5.986.537
8413811000	Oth pumps, electrically operated	525.444	6.474.580	4.043.410	54.103.651
8413812000	Oth pumps, not electrically operated	435.181	4.481.521	2.093.939	28.369.641
8413821000	Liquid elevators, electrically operated	600.805	3.167.869	2.278.439	17.700.981
8413822000	Liquid elevators,not electric operated	21.604	540.424	292.415	6.476.484
8413911000	Parts of pumps of subheading 8413.20.10	7.757	122.669	282.080	2.013.566
8413912000	Parts of pumps of subheading 8413.20.90	36.223	173.977	63.800	425.725
8413913000	Parts of pumps of subheading 8413.70.10	53.810	500.574	318.320	4.970.006
8413914000	Parts of pumps of oth centrifugal pumps	51.122	1.280.595	474.414	12.351.867
8413915000	Parts of oth pumps,electric operated	1.177.961	10.740.250	3.935.958	48.327.861
8413919000	Parts of oth pumps,not electric operated	246.977	2.032.755	2.400.741	21.804.188
8413921000	Part of liquid elevator,electric operate	805.238	3.317.372	1.085.700	4.652.529
8413922000	Part of liquid elevators, nonelectrically operated	149	190.915	7.901	667.016
8414101000	Electrically operated, vacuum pumps	56.712	811.886	294.673	8.582.465
8414102000	Not electrically operated, vacuum pumps	55.117	127.513	348.112	1.259.083
8414201000	Bicycle pump,hand/foot operated air pump	90.053	801.923	119.582	781.038
8414209000	Oth than bicycle pump,hand/foot operatedair pumps	71.992	517.489	156.330	1.344.440
8414301000	Compressor, capacity>21kw/hourhaving displace/revolution >220cc	592.940	5.467.415	2.137.319	18.703.143
8414309000	Compress,oth.capacity>21kw/hour,have displace/revolution > 220cc	1.585.930	23.611.223	7.905.723	108.561.768
8414400000	Air compressors mounted on a wheeledchasis for towing	1.048.960	4.660.392	32.475.908	52.980.876
8414511000	Table fans & box fan with a self contelectric motor of an output <= 125 w	7.178	35.745	45.832	313.262
8414519000	Oth than table fan box fan with self contelectric motor of an output <= 125 w	52.248	776.637	286.942	4.273.849
8414591000	Oth fans of a capacity <= 125 kw	113.886	889.083	797.188	6.277.603
8414599000	Oth fans oth of a capacity <= 125 kw	321.030	1.125.071	5.351.754	16.128.888
8414601000	Hoods having a max horizontal side notexceeding 120 cm, fitted with a filter	42.247	252.526	156.219	1.041.110
8414609000	Hoods having a max horizontal side notexceed 120 cm,not fitted with a filter	11.303	972.011	209.533	3.859.458
8414801100	Hoods having a maximum horizontal sideexceeding 120 cm, fitted with filter	5.924	383.855	74.942	1.279.493
8414801200	Hoods having a maximum horizontal side>120cm,not fit with filter for ind use	19.068	193.712	227.523	1.470.958
8414801900	Hoods have a max horizontal side>120cmnot fit with filt oth than for ind use	96	19.437	2.726	190.686
8414803000	Free piston generators for gas turbines	11.747	118.278	251.123	2.463.793
8414804100	Gas compr modul for use in oil drill oththan those of subhd 841430 and 8414.40	0	2.147.567	0	75.747.867
8414804200	Oth than gas compres,capacity>21kw/hourdisplace/revolution > 220cc	21.126	1.061.350	167.134	13.258.245
8414804900	Oth than gas compres,oth capa>21kw/hourhave a displace/revolution > 220 cc	200.839	1.988.581	3.464.902	27.455.996
8414805100	Electrically operated, air pumps	22.017	219.829	309.726	2.028.816
8414805900	Not electrically operated, air pumps	1.489	384.138	40.447	7.854.334
8414809110	Electrically operated,blowers & the like	132.888	1.467.947	1.315.412	15.892.503
8414809190	Electrically operated, oth thanblowers & the like	52.336	1.029.740	643.638	8.986.658
8414809900	Oth air pumps, not electrically operated	1.003	41.035	2.146	400.658
8414901100	Parts of pumps/compressors,of electricoperated equipment	292.893	2.439.930	5.322.709	34.496.271
8414901200	Parts of electric operated equipment ofsub headings 8414.60/8414.80	21.474	561.626	122.094	7.479.934
8414901900	Oth parts of electrically operatedequipment	783.697	7.671.281	4.994.198	28.139.183
8414909100	Parts of non electric operated equip ofsubheading 8414.10, 8414.20/8414.40	29.948	263.358	86.599	1.997.190
8414909900	Oth parts of non electrically operatedequipment	126.326	2.056.793	1.184.942	13.027.475
8415100000	Air conditioning mach,windows/wall typesself-contained/split system'	2.238.110	31.804.383	13.635.555	181.882.949
8415811100	Inc.refri,versible heat pump,used inaircraft of an output <= 21.10 kw	20.414	185.461	27.507	338.051
8415811200	Inc.refri,reverse heat pump,used in aircraft ouput>21.10kw,air flow>67.96m3/m	918	971	6.822	21.590
8415811900	Inc.refri,reverse heat pump,used in aircraft oth.of output >21,10kw/not	600	94.229	39.800	1.180.009
8415812000	Inc.refri,reverse heat pump,used in rilway rolling stock	0	5.534	0	10.672
8415813000	Inc.refri.reverse heat pump of road invehicles oth those of subhd 8415.20	0	1.311	0	3.785
8415819100	Refri.reverse heat pump,oth.used aircafrail,road,output>21.10kw,airfl>67.96m3/m	913	77.667	17.665	1.209.316
8415819900	Refri.revrsr heat pump,oth.used aircafrail,road,output<21.10kw,airfl>67.96m3/m	26.420	267.750	131.944	1.728.390
8415821100	Oth,incorp a refrigerat unit of usedaircraft,output>21.10kw,airfl>67,96m3/m	1	19.359	12	13.653
8415821900	Oth,incorporat.a refri unit of used aircraft oth.output>21.10kw,airfl>67,96m3/m	540	34.036	3.004	344.825
8415822000	Oth,incorporating.a refrigerating unitof a kind used in railway rolling stock	0	64.011	0	1.193.843
8415823000	Oth,incorporat.a refri unit of a kinduse in road vhcle oth.those subhd8415.20	45	3.201	2.172	46.719
8415829000	Oth,incorporat.refri unit oth.of a kindused in aircraft,railway,road vehicles	61.052	1.244.079	588.431	8.853.537
8415831100	Not incorporat.a refri unit of used inaircraft,output>21.10kw,airflw>67.96m3/m	680	10.701	14.957	47.700
8415831900	Not inc. a refri unit,used in aircraftoth of output>21.10kw,airflow >67.96m3/m	8.496	16.491	156.000	196.881
8415833000	Not incorporat.a refri unit of a kindused in road vhcl oth.those subhd8415.20	0	48	0	2.923

**I.3. IMPOR MENURUT KOMODITI / IMPORT BY HS COMMODITY**  
**\*\*\*NOVEMBER / NOVEMBER 2009 \*\*\***

H S	Uraian Komoditi Commodity Description	Berat Bersih / Net Weight (Kg)		Nilai / Value C.I.F (US\$)	
		Bulan ini Current Month	Kumulatif Cum.Jan. to date	Bulan ini Current Month	Kumulatif Cum.Jan. to date
8415839000	Not incorp a refri unit oth.of a kindused in aircraft,railway,road vehicles	345.276	2.293.405	1.914.308	14.586.581
8415901200	Chassis/cabinet,welded&paint,parts ofmachines of an output <= 21.10 kw	56.825	780.709	69.660	1.230.039
8415901900	Oth chassis/cabinet,welded&paint,partof machines of an output<= 21.10 kw	208.872	3.007.243	1.157.792	13.972.220
8415902100	Chassis/cabinet,welded&paint,parts ofmach.of output>21.10 kw,airflow>67.96m3/	0	4.209	0	10.263
8415902200	Oth chassis/cabnt,welded&paint,part ofmach.of output>21.10 kw,airflow>67.96m3/	62.886	459.070	188.412	1.212.450
8415902300	Chass/cabinet,welded&paint,part of machof output>21.10 kw,oth aiflow>67.96m3/	0	1	0	24
8415902900	Oth.chass/cab,welded&paint,part of machof output>21.10kw,oth aiflow>67.96m3/	13.894	91.835	101.515	649.868
8415903190	Cab,weld/paint,part of mach output 26.38-52.75kw,airflow>67.96,oth use air/rail	48.662	92.762	204.534	571.291
8415903200	Oth cabinet,weld/paint,part of mach ofoutput 26.38-52.75kw,air flow>67.96	1.000	98.779	18.318	429.483
8415903390	Cab,weld/paint,part mach output 26.38-52.75kw,oth airflow>67.96,oth use air/rail	0	54	0	411
8415903900	Oth cab,weld/paint,part mach of output26.38-52.75kw,airflow>67.96,use air/rail	21	11.658	672	34.611
8415904110	Chas/cab,weld/paint,part mach a output>52.75kw,air flow>67.96,use air/railway	0	73	0	120
8415904190	Chas/cab,weld/paint,part mach a output>52.75kw,airflow>67.96,oth use air/railw	0	3.499	0	102.417
8415904200	Oth chas/cab,weld/paint,part of mach ofoutput > 52.75kw,air flow>67.96	72.697	841.818	1.220.606	13.300.142
8415904390	Chas/cab,weld/paint,part mach a output>52.75kw,oth airflow>67.96,use air/rail	44.968	763.299	143.374	3.237.022
8415904900	Chas/cab,weld/paint,part mach output>52.75kw,oth airflow>67.96,oth use air/rail	112.910	1.117.932	862.473	7.416.438
8416100000	Furnace burners for liquid fuel	6.309	120.425	450.435	2.955.164
8416200000	Oth furnace burner,includ combinationburners	112.536	1.917.464	439.167	12.332.807
8416300000	Mechanical stokers,including their mechgrate,mach ash discharg&similar app	26.586	1.881.427	515.106	7.439.557
8416900000	Parts of furnaces burners for liquid/solid/gas fuel, mechanical stokers	136.993	3.644.392	1.694.508	29.670.229
8417100000	Furnaces & ovens for the roast,melt/othheat treat, of ore,pyrite metal non-elect	387.097	3.605.996	1.816.602	41.063.631
8417200000	Bakery ovens,including biscuit oven,nonelectric	43.951	489.982	147.617	2.779.944
8417800010	Incinerators, non-electric	2.845	51.507	49.717	633.195
8417800090	Oth than incinerators, non-electric	449.237	2.689.984	2.794.085	19.269.112
8417900000	Part furnaces & ovens for the roasting,melting non-electric	401.866	1.805.103	2.376.277	23.063.871
8418101010	Household type, comb refrigrtr-freezecapacity < 230 l	133.166	1.768.928	577.629	7.633.969
8418101090	Household type, comb refrigrtr-freezecapacity > 230 l	200.794	2.355.427	1.027.832	11.266.159
8418109000	Comb refrigrtr-freeze fitted with seprtextnl doors, oth than household type	250.370	1.910.180	1.155.137	6.658.073
8418210010	Refrigerator,household typ with comprestype of capacity not exceeding 230 l	115.789	1.216.234	414.007	4.228.979
8418210090	Refrigerator,household typ with comprestype of capacity > 230 l	94.280	627.172	501.818	3.380.035
8418290010	Refrigerator,household type oth thancompress type of capacity<=230 l	15.809	96.338	147.805	556.661
8418290090	Refrigerator,household type oth thancompres type of capacity > 230 l	691	36.839	1.020	324.272
8418300000	Freezer of the chest type, not exceed800 i capacity	381.007	2.079.136	1.277.287	6.447.739
8418400000	Freezer of the upright type, not exceed900 i capacity	4.769	24.702	18.980	317.697
8418501000	Refrigerating chambers, capacity > 200 l	137.812	767.419	387.977	2.753.078
8418509000	Refrigerating chambers not exceeding 200capacity	222.344	3.088.855	945.066	14.442.856
8418610000	Heat pump oth than ACMachinesof heading 84.15	0	44.009	0	396.379
8418691000	Beverage coolers	66.324	442.053	390.316	2.381.915
8418692000	Water chillers with a refrigeratingcapacity of 100,000 i/more	59.423	779.349	529.035	7.218.928
8418693000	Drinking water coolers	123.227	280.545	1.422.735	2.968.866
8418695000	Scale ice-maker units	161	88.344	1.411	875.245
8418699000	Oth refrigr/freez equip,oth than heatpump oth than air condition mach hd84.15	94.692	1.281.793	751.344	11.777.621
8418911000	Part for good,sub 8418.(10,21,29,30,40),furniture to refri/freez	32.491	789.730	208.262	2.463.125
8418919000	Oth parts furniture designed to receiverefrigerat/freezing equipment	36.433	842.467	180.779	3.436.086
8418991000	Evaporators and condensers	140.454	2.463.923	599.912	10.064.230
8418992000	Cabinets and doors, welded/painted	333.060	2.642.782	406.358	4.178.636
8418994000	Aluminium rollbonds for sub 8418.10.10,8418.21, 8418.22 and 8418.29	16.224	359.908	90.784	1.723.500
8418999000	Oth part refrig & freezers equipteelectric/oth	370.978	3.550.025	1.394.509	14.567.400
8419111000	Instant gas water heaters,for householdtype, non electric	3.261	174.027	50.385	1.389.917
8419119000	Instant gas water heaters for oth thanhousehold type, non electric	4.136	86.792	34.857	527.783
8419191000	Oth instant gas water heaters for household type,non electric	2	69.063	456	347.703
8419199000	Oth instant gas water heaters for oththan household type,non electric	6.703	58.686	89.093	522.226
8419200000	Medical,surgical/laboratory sterilisers	13.873	330.038	290.677	4.897.506
8419311010	Evaporators,dryers for agri products,electrically operated	108.127	403.708	173.934	1.534.195
8419311090	Oth.than evaporators,dryers for agriproducts, electrically operated	100.037	591.976	506.260	4.949.594
8419312010	Evaporators,dryers for agri products,non electrically operated	0	694.949	0	4.687.805
8419312090	Oth.than evaporators, dryers for agriproducts,non electrically operated	257	70.641	402	175.004
8419321000	For wood, paper pulp, paper/paperboard,electrically operated	4.669	842.617	40.461	15.734.802
8419322000	For wood, paper pulp, paper/paperboard,non electrically operated	16.627	109.323	32.164	161.815
8419391100	Machinery by a proces involving heatingfor the printed of electrical operated	102	75.856	46.156	2.169.911
8419391900	Oth machinery by a process involvingheating for the printed of elect oper	111.942	2.297.006	3.212.106	23.974.454
8419392000	Machinery by a proces involving heatingfor the printed of not electric operat	0	153.125	0	1.584.135
8419401000	Distilling/rectifying plantelectrically operated	22.459	2.023.283	391.093	42.542.333
8419402000	Distilling/rectifying plantnot electrically operated	43.852	1.667.731	331.765	12.529.134
8419501000	Cooling towers	227.015	1.850.243	920.112	7.481.106
8419502000	Condensers for air conditionersfor motor vehicles	88.579	842.377	1.576.524	13.136.535
8419503000	Oth condensers for air conditioners	81.118	1.076.975	314.479	10.357.894
8419504000	Oth condensers electrically operated	95.534	3.070.049	1.745.382	23.624.784
8419509000	Oth condensers not electricallyoperated	234.069	1.701.451	1.885.092	40.634.917
8419601000	Machinery for liquefying air/oth gaseselectrically operated	744	334.318	27.006	6.878.315
8419602000	Machinery for liquefying air/oth gasesnot electrically operated	9.476	120.107	200.100	8.861.361
8419811000	Oth.mach,plant & equip for making hotdrinks/for cook/heat food,elect operated	38.698	236.042	234.771	1.187.997

I.3. IMPOR MENURUT KOMODITI / IMPORT BY HS COMMODITY

\*\*\*NOVEMBER / NOVEMBER 2009 \*\*\*

H S	Uraian Komoditi Commodity Description	Berat Bersih / Net Weight (Kg)		Nilai / Value C.I.F (US\$)	
		Bulan ini Current Month	Kumulatif Cum.Jan. to date	Bulan ini Current Month	Kumulatif Cum.Jan. to date
8419812000	Oth.mach.plant&equip for make hot drink/for cook/heat food,not elect operated	14.533	121.979	121.597	819.324
8419891100	Evaporators for air-conditioning machfor motor vehicles,electricall operated	66.438	697.791	1.128.324	10.651.434
8419891300	Machinery by a proces involving heatingelectr for the manuf of PCB/PWB's/PCA's	2.385	53.596	19.899	871.441
8419891900	Oth mach for making hot drinks/forcooking/heating food,electricall operate	253.877	4.354.836	4.998.176	52.982.525
8419892000	Oth mach for making hot drinks/forcooking/heating food,not electri operate	29.450	167.836	286.782	1.406.197
8419901200	Part mach for the treat.matrial by procinvolve heat,print circuit,wiring,elect	2.288	99.986	118.742	630.857
8419901900	Oth.part mach,the treat.matrial by procinvolve heat,print circuit,wiring,elect	263.922	3.722.481	2.453.711	26.806.597
8419902000	Part mach,plant/laboratory equipment,of non-electrically operated articles	129.055	1.459.234	1.314.713	12.983.424
8420101000	Apprts for the app of dry film/liquidphoto resist,etc, calender/oth roll mach	3.920	90.707	61.814	1.902.914
8420102100	Roller-type ironing mach suitable for domestic use	0	416	0	35.200
8420102900	Wringers suitable for domestic use	3.500	28.189	14.250	303.523
8420109000	Oth calendering/oth rolling machin	32.233	785.134	154.418	2.321.967
8420911000	Parts cylinders of apparatus for theappl of dry film,liquid photo resis,etc	422	16.233	9.197	25.362
8420912000	Parts cylinders for ironing machinesor wringers suitable for domestic use	0	191	0	9.060
8420919000	Oth parts cylinders for calenderingor oth rolling machines	39.444	270.668	198.760	1.157.361
8420991000	Oth parts of apparatus for the applicof dry film,liquid photo resist,etc	8.430	12.377	6.518.399	6.788.584
8420999000	Oth parts for calendering/othrolling machines	771	32.050	17.704	205.102
8421110000	Centrifuges,including centrifugaldryers for cream separators	5.136	16.105	130.081	322.459
8421120010	Clothes-dryers, of capacity notexceeding 30 i	107	12.005	4.792	624.550
8421120020	Clothes-dryers, of capacityexceeding 30 i	1.800	15.209	4.800	83.849
8421191000	Centrifuges,including centrifugaldryers for sugar manufacture	4.471	1.322.395	155.030	13.823.301
8421199000	Oth centrifuges,including centrifugaldryers	292.394	815.638	1.134.981	9.954.671
8421211100	Filtering machin & appar water electricfor domestic use of a cap <= 500 l/h	75.038	630.376	565.137	4.011.460
8421211900	Oth filter machin& appar water electricof a capacity <= 500 l/h	181.668	1.739.817	2.413.060	20.408.457
8421212100	Filtering machin & apparat water electricfor domestic use of a capacity > 500 l/h	26.268	327.309	83.322	961.840
8421212900	Oth filter machin& appar water electricof a capacity > 500 l/h	108.683	3.537.587	702.734	27.734.702
8421221000	For filter/purify beverages oth thanwater of a capacity <= 500 l/hr	2.086	10.227	224.012	332.339
8421222000	For filter/purify beverages oth thanwater of a capacity >500 l/hr	379	73.123	1.967	1.227.542
8421231100	Oil filters for earth moving machineryinternal cobustion engines	128.220	1.290.316	1.650.376	15.578.551
8421231900	Oth oil filters for earth movingmachinery internal cobustion engines	27.214	294.223	370.210	3.815.044
8421232100	Oil filters for motor vehiclesof chapter 87	75.930	784.488	644.382	7.463.300
8421232900	Oth oil filters for motor vehiclesof chapter 87	67.816	509.192	722.920	5.364.672
8421239100	Oil filters for oth earth movingmachin and motor vehicles of chapter 87	43.027	410.937	375.323	4.381.460
8421239900	Oth oil filters for oth earth movingmachin & motor vehicles of chapter 87	45.784	481.004	781.322	6.929.536
8421291000	Filtering/purifying machin & appar formedical/laboratory use	6.836	96.079	278.754	1.854.444
8421292000	Filter/purify mach&apparatus for liquidof a kind used for sugar manufacture	16.531	48.534	201.640	549.224
8421293000	Filter/purify mach&apparatus for liquidof a kind used in oil drill operations	5.016	213.369	307.165	4.289.739
8421294000	Filter/purify mach&apparatus for liquid,petrol filters	5.908	99.273	148.074	1.638.209
8421295000	Filter/purify mach&apparatus for liquidoil filter oth than those subhd 8421.23	15.858	189.739	165.854	2.080.780
8421299000	Oth filtering machinery & apparatusfor liquids not electrically operated	314.832	2.729.724	3.751.370	35.349.623
8421311000	Intake air filters for inter combustionengines for earth moving machinery	25.479	317.288	343.158	3.372.536
8421312000	Intake air filters for inter combustionengines for motor vehicles of chap 87	61.955	620.780	745.642	7.212.313
8421319000	Oth intake air filters for internalcombustion engines	101.622	1.038.569	1.153.394	10.181.527
8421391000	Laminar flow units oth than intake airfilter for internal cobustion engines	20.475	122.433	192.242	3.314.185
8421399000	Oth.laminar flow units oth intake airfilter for internal cobustion engines	315.666	5.251.492	4.210.493	64.029.149
8421911000	Parts of goods of subheading 8421.12,of centrifuges,includ centrifugal dryers	275	3.672	27.022	335.894
8421912000	Parts of goods of subheading 8421.19.10of centrifuges,includ centrifugal dryers	0	45.068	0	1.377.576
8421919000	Parts of subhd 8421.11.00/8421.19.90of centrifuges,includ centrifugal dryers	30.046	117.784	368.871	2.146.754
8421992000	Parts filter cartridges of filter,subhd8421.23	19.925	238.280	394.135	4.434.760
8421993000	Parts of goods of subheading 8421.31	78.996	561.517	719.846	5.582.327
8421999100	Oth parts of goods of subheading8421.29.20	8.445	21.254	10.502	130.665
8421999200	Oth parts of goods of subheading8421.21.11/8421.21.21	72.192	710.967	389.662	3.874.060
8421999300	Oth part of subhd 8421.31,8421.23.11,8421.23.19,8421.23.91/8421.23.99	19.428	275.689	354.700	4.322.255
8421999900	Oth parts of sentrifugal, includingcentrifugal dryers	153.370	2.378.405	3.736.203	29.398.500
8422111000	Dish washing machin of the household type,electrically operated	1.459	39.768	21.858	282.264
8422112000	Dish washing machin of the household typenot electrically operated	0	826	0	3.152
8422190000	Dish washing machines of the othhousehold type	5.866	97.964	92.194	1.528.481
8422200000	Machinery for cleaning/drying bottlesoth containers	19.667	206.658	306.602	4.845.915
8422300000	Machinery for filling,closing, sealing,or labelling bottles, cans, boxes,etc	102.995	1.305.645	3.085.933	41.833.383
8422400000	Oth packing/wrapping machinery(including heat-shrink wrapping mach)	327.265	2.836.154	20.988.257	149.976.421
8422901000	Parts of goods of subheading 8422.11	428	7.127	11.724	154.889
8422909000	Part goods of subhd 8422 of oth thansubheading 8422.11	54.322	394.780	3.132.482	23.299.303
8423101000	Personal weighing machin,including baby&household scales,electrically operated	4.118	109.573	44.380	1.751.510
8423102000	Personal weighing machin,including baby& household scales,not electric operate	99.914	752.636	159.280	1.267.587
8423201000	Scales for continuous weighing of goodson conveyors, electrically operated	3.322	251.939	265.111	2.564.902
8423202000	Scales for continuous weighing of goodson conveyors, not electrically operated	3	58.050	122	164.107
8423301000	Constan weight scales,predetermin weightscales & hopper scales,electric operat	58.387	141.302	2.542.202	4.941.578
8423302000	Constan weight scales,predetermin weightscales&hopper scales,not electr operat	2.815	36.384	16.853	76.925
8423811000	Oth weighing machinery,max capacity<=30 kg, electrically operated	30.375	151.107	175.916	1.296.955
8423812000	Oth weighing machinery,max capacity<=30 kg, not electrically operated	27.954	328.450	119.666	1.096.285
8423821100	Oth.weigh mach,having a maximum weighngcapacity <= 1 000kg,electric operate	2.170	56.100	15.056	595.631
8423821900	Oth.weigh mach,oth.having a max weighngcapacity <= 1 000kg,electric operated	5.467	33.298	7.824	93.028

**I.3. IMPOR MENURUT KOMODITI / IMPORT BY HS COMMODITY**  
**\*\*\*NOVEMBER / NOVEMBER 2009 \*\*\***

H S	Uraian Komoditi Commodity Description	Berat Bersih / Net Weight (Kg)		Nilai / Value C.I.F (US\$)	
		Bulan ini Current Month	Kumulatif Cum.Jan. to date	Bulan ini Current Month	Kumulatif Cum.Jan. to date
8423822100	Oth.weigh mach, having a maximum weighngcapacity <= 1 000kg, not electric	11.824	46.601	20.795	82.580
8423822900	Oth.weigh mach, oth. having a max weighngcapacity <= 1 000kg, not electric	13.915	131.846	162.672	819.726
8423891000	Oth weigh mach, oth. capacity exceed 30kg or not but not exceeding 5 000kg, elect	49.052	515.636	379.663	2.887.689
8423892000	Oth weighing mach, oth. capacity > 30kg and <= 5,000 kg, not elect	21.228	163.233	70.947	436.256
8423901000	Weighing machine weights	4.747	45.705	35.963	357.505
8423902100	Weighing machin weights, not electrical operated	31.191	328.352	545.477	8.642.868
8423902900	Parts of weighing machinery, electrically electrically operated	23.262	169.000	133.815	878.459
8424101000	Fire extinguishers, whether/not charged suitable for aircraft use	0	1	0	517
8424109000	Fire extinguishers, whether/not charged for oth aircraft use	49.906	500.799	166.464	2.155.299
8424201900	Spray guns & similar appliances for oth agricultural/horticultural, electric operat	6.043	27.960	20.489	491.298
8424202900	Spray guns & similar appliances for oth agricultural/horticultural, not electric	25.813	31.196	991.755	1.031.399
8424301000	Steam/sand blasting machines, electrically operated	106.501	1.224.947	697.541	12.020.851
8424302000	Steam/sand blasting machines, not electrically operated	8.211	147.299	62.491	798.729
8424811000	Oth. mech appliances for agricultural/horticultural, drip irrigation systems	173	27.140	293	255.465
8424812000	Oth. mech appliances for agricultural/horti, oth drip irrigation systems, elect	25	99.875	327	979.571
8424813000	Oth. mech appliances for agricultural/horti, hand-operated insecticide sprayers	11.349	287.691	54.660	1.181.078
8424814000	Oth. mech appliances for agricultural/horticultural, not electrically operated	35.026	251.880	80.201	812.290
8424891000	Hand operated household sprayers of capacity not exceeding 3 l	32.620	130.610	53.968	1.601.591
8424892000	Oth appliances oth. agri/horticultural, spray heads with dip tubes	38.700	466.137	205.986	2.468.058
8424894000	Wet processing equipment, by projecting, dispersing/spraying of chemical, etc	4.108	45.271	5.132	455.759
8424895000	Oth appliance for projecting, dispersing/spraying liquids/powders/fire, electric	72.435	467.286	292.793	2.974.468
8424899000	Oth appliance for projecting, dispersing/spray liquid/powders/fire, not electric	49.296	828.139	399.804	8.842.486
8424901100	Parts of fire extinguisher, electrically operated	35.046	138.921	80.632	1.290.967
8424901900	Parts of fire extinguisher, not electric operated	353.943	1.124.794	1.102.465	9.270.051
8424902100	Parts of spray guns, of good of subhead 8424.20.11, electrically operated	13	921	22	3.285
8424902300	Parts of spray gun, oth of good of subhd 8424.20.11, electrically operated	3.431	35.950	12.065	323.719
8424902400	Parts of spray gun, of goods of subhead 8424.20.11, not electrically operated	5.352	18.186	13.728	58.983
8424902900	Oth parts of spray guns and similar appliances	5.509	50.446	87.333	1.120.122
8424903100	Parts of steam/sand blasting mach & similar jet projecting mach, electric	2.324	48.911	74.682	509.628
8424903200	Parts of steam/sand blasting mach & similar jet projecting mach, non electric	2.249	76.338	33.467	434.349
8424909100	Parts of oth appliance of subhead 8424.81.10/8424.81.20	0	60.774	0	69.290
8424909200	Parts of oth appliance of subhead 8424.81.30/8424.81.40	555	59.612	3.417	172.622
8424909900	Oth mechanical appliances (whether/not hand operated)	28.331	1.240.900	462.503	8.697.029
8425110000	Pulley tackle & hoists oth than skip for raising vehicles, by electric motor	90.487	979.672	932.195	9.896.217
8425190000	Pulley tackle & hoists oth than skip for raising vchles, oth by electric motor	169.098	1.268.543	355.181	7.091.074
8425310000	Oth winches; capstans, powered by electric motor	202.499	869.836	2.388.821	7.279.944
8425390000	Oth winches; capstans, oth than powered by oth electric motor	655.534	6.458.039	5.978.736	49.958.975
8425410000	Jacks hoists of built in jacking system of a type used in garages	42.601	653.682	102.696	2.064.726
8425421000	Jacks used in tipping mechanism for lorries	675	117.697	4.182	389.721
8425429000	Oth jacks and hoists, hydraulic	473.216	5.774.558	1.018.874	21.484.500
8425491000	Oth jacks; hoists of a kind used for raising vehicles, electrically operated	18.568	319.335	70.815	1.761.099
8425492000	Oth jacks; hoists of a kind used for raising vehicles, not electric operated	71.741	992.213	225.515	5.243.332
8426110000	Overhead traveling cranes on fixed support	478.224	5.206.654	2.100.586	20.042.243
8426120000	Mobile lifting frames on tyres and straddle carries	428.640	2.686.021	1.120.925	12.588.347
8426191000	Bridge cranes and gantry cranes	94.985	2.771.490	73.112	12.207.874
8426199000	Oth bridge cranes and gantry cranes	445.748	20.775.757	2.377.327	73.958.915
8426200000	Tower cranes	141.005	2.756.182	138.570	7.086.993
8426300000	Portal/pedestal jib cranes	4.625	841.737	14.753	9.125.389
8426410000	Oth machinery, self propelled, on tyres	135.759	2.116.637	388.299	13.068.987
8426490000	Oth machinery, self propelled, oth than on tyres	229.490	3.877.988	1.051.490	31.124.816
8426910000	Oth derricks machin designed for mounting on road vehicles	129.305	1.130.697	542.351	2.259.463
8426990000	Oth derricks mach oth designed for mounting on road vehicles	14.009	1.108.909	190.139	8.196.747
8427100000	Self-propelled trucks powered by an electric motor	252.791	2.238.130	1.498.692	11.806.971
8427200000	Oth self-propelled trucks	976.833	7.941.026	4.506.416	38.664.391
8427900000	Oth trucks	151.830	3.111.648	437.636	14.421.272
8428101000	Passenger lifts	868.305	7.417.123	3.681.387	29.981.582
8428102100	Oth lifts of a kind used in buildings	8.791	82.347	21.721	186.194
8428102900	Oth lifts oth than of a kind used in buildings	749.686	5.513.175	2.353.328	23.336.094
8428109000	Skip hoists	193	37.562	700	163.490
8428201000	Pneumatic elevators and conveyors for agricultural use	25	160.983	743	1.058.520
8428202000	Automated machines for the transport, handling & storage of PCB/PWBs/PCAs	393	35.817	4.372	769.566
8428209000	Oth pneumatic elevators & conveyors	28.502	917.875	153.319	11.268.738
8428310000	Oth continuous act elevators & conveyors specially designed for underground use	94.288	338.770	1.005.692	1.693.411
8428321000	Oth continuous act elevators & conveyors of bucket type, used for agri type	0	31.368	0	520.538
8428329000	Oth continuous act elevators & conveyors of bucket type, oth used for agri type	16.287	1.834.062	281.158	7.248.427
8428331000	Oth continuous act elevators & conveyors of belt type, of agricultural type	0	110.806	0	562.919
8428332000	Automated mach for the transport, hand & storage of PCB/PWBs, belt type	672	292.088	11.817	1.284.180
8428339000	Oth continuous act elevators & conveyors, oth of belt type	431.160	2.784.952	3.404.094	19.681.782
8428391000	Pneumatic elevators and conveyors of agricultural type	57.855	726.080	141.110	1.363.317
8428393000	Oth automated machin for transport, hand & storage of PCB/PWBs/PCAs	0	129.521	0	903.075
8428399000	Oth continuous-action elevators & conveyors, for goods/materials	121.503	2.703.729	1.452.510	19.752.015
8428400000	Escalators and moving walkways	620.588	3.578.598	1.367.347	8.153.902



**I.3. IMPOR MENURUT KOMODITI / IMPORT BY HS COMMODITY**  
**\*\*\*NOVEMBER / NOVEMBER 2009 \*\*\***

H S	Uraian Komoditi Commodity Description	Berat Bersih / Net Weight (Kg)		Nilai / Value C.I.F (US\$)	
		Bulan ini Current Month	Kumulatif Cum.Jan. to date	Bulan ini Current Month	Kumulatif Cum.Jan. to date
8428600000	Teleferics, chair-lifts, ski-draglines;traction mechanisms for funiculars	0	11.052	0	208.569
8428902000	Oth lifting,handling, loading/unloadingmach,hand&storage of PCB/PWBs/PCAs	0	9.153	0	216.751
8428909000	Oth mach,oth than lift,handl,load/unloadmach,hand&storage of PCB/PWBs/PCAs	75.455	1.582.787	250.801	15.776.228
8429110000	Track laying, bulldozers and angledozers	344.965	10.139.227	1.967.102	84.155.774
8429190000	Bulldozer & angledozers oth track laying	121.476	4.033.479	369.896	25.827.021
8429200000	Graders and levellers	4.364.715	12.599.843	19.429.911	83.286.680
8429300000	Scrapers	483	28.476	8.911	239.393
8429401000	Road rollers	132.972	1.851.222	330.035	4.408.837
8429403000	Tamping machines	215.640	2.130.902	1.050.002	10.587.465
8429510000	Front-end shovel loaders,mechanicalextractors and shovelloaders	529.508	7.323.815	2.737.184	40.520.238
8429520000	Mach with a 360,revolving super struct,mch shovels,excavators and shove load	6.895.957	53.870.731	31.094.089	302.288.580
8429590000	Mech shovels,excavators & shove loaderoth front-end shovel, mach. with a 360	1.063.757	8.434.526	7.921.060	53.432.893
8430100000	Pile-drivers and pile-extractors	626.632	2.955.179	3.127.691	16.430.730
8430200000	Snow-ploughs and snow-blowers	0	10.893	0	28.004
8430310000	Coal/rock cutters and tunnelingmachinery, self-propelled	15.736	211.593	294.815	1.937.410
8430390000	Coal/rock cutters and tunnelingmachinery,oth than self-propelled	64.755	365.852	391.393	3.016.064
8430410000	Oth boring/sinking machineryself-propelled	360.190	2.337.491	1.037.677	28.971.963
8430491000	Wellhead platforms & integrated producmodules for use in drilling production	2.643	5.599.781	68.108	40.571.023
8430499000	Oth wellhead platforms & integrat prodmodules for use in drilling production	388.029	10.763.251	7.310.230	84.743.576
8430500000	Oth moving,grading,levelling,scrapingmachinery, self-propelled	47.688	1.427.203	522.736	7.423.526
8430610000	Tamping/compacting machinery,not self-propelled	1.325	199.894	23.908	1.231.313
8430690000	Oth machinery of hedaing 84.30, notself-propelled	24.095	189.905	267.938	1.945.726
8431101300	Parts suitable for of goods of subhead8425.19,8425.39or8425.49,electri operat	13.928	296.787	62.195	1.397.390
8431101900	Oth parts suitable for of goods ofheading 84.25,electrically operated	7.852	371.067	135.845	2.700.060
8431102200	Part suitable for goods of sub 8425.11,842520,8425.31,8425.41,8425.42,not elec	32.050	404.574	165.592	2.701.334
8431102900	Oth parts suitable for of goods ofheading 84.25,not electrically operated	37.785	299.904	71.316	2.409.045
8431200000	Parts suitable for goods of head 84.27	40.791	589.578	295.742	4.420.910
8431311000	Parts of goods of shd 8428.10.(21,29),8428.10.90,of lift skip hoist/escalators	83.803	1.433.200	524.484	4.500.008
8431312000	Parts of goods of shd 8428.10.10),8428.40.00,of lift skip hoist/escalators	112.107	1.031.954	473.549	3.978.322
8431391000	Part suitable for goods sub 8428.20.10,8428.32.10, 8428.33.10/8428.39.10	6.760	198.867	95.063	2.358.698
8431392000	Parts suitable for goods of subheading8428.90	335	120.560	10.308	1.816.940
8431394000	Part of auto mach. for trnsport/storageof PCB/PWBs/PCAs	1.596	30.046	19.563	412.022
8431399010	Part of oth lift,handl/load mach,telph/conveyor	138.780	2.314.283	1.365.273	29.487.478
8431399090	Oth parts of machinery of head 84.25	173.970	1.794.143	1.813.672	13.420.071
8431410000	Buckets, shovels, grabs and grips,ofmach of head 84.26, 84.29/84.30	270.683	4.407.457	1.126.578	19.746.923
8431420000	Bulldozer/angledozer blades of machof heading 84.26, 84.29/84.30	572.713	3.758.875	2.149.876	13.348.317
8431430000	Parts of boring/sinking mach of subhead8430.41/8430.49	1.214.443	20.755.610	21.464.278	314.296.564
8431491000	Parts of machinery of heading 84.26	54.715	1.257.352	851.446	14.269.763
8431492000	Cutting edges/end bits forscrapers,graders/levellers	366.814	4.618.940	1.071.708	13.251.267
8431493000	Parts of road rollers	74.610	1.442.691	213.739	3.261.247
8431499000	Oth parts of machinery of heading84.26, 84.29/84.30	3.701.437	32.669.342	21.726.995	215.101.041
8432100000	Ploughs	0	84.419	0	284.809
8432210000	Disc harrows	562	33.438	11.820	156.047
8432290000	Scarifiers, cultivators, weeders, hoesand oths harrows	2.744	183.204	19.946	786.261
8432300000	Seeders, planters and transplanters	670	18.916	8.464	191.322
8432400000	Manure spreaders & fertiliser distributo	1.315	22.371	17.608	447.116
8432801000	Oth machinery for soil preparation/cultivation;of agricult/horticultr typ	677	81.166	19.299	1.192.465
8432802000	Lawn/sports-ground rollers	0	4.330	0	76.305
8432809000	Oth machinery for soil preparation/cultivation	83	21.257	205	91.713
8432901000	Parts of machinery of subheading8432.80.90	852	23.538	4.127	180.193
8432902000	Parts of lawn/sport-ground rollers	0	352	0	11.057
8432909000	Parts oth machinery for soilpreparation/cultivation	1.715	367.649	34.754	3.014.489
8433110000	Mowers for lawns,parks/sports-groundswith the cutting device rotate horizont	80.797	472.854	205.968	1.576.315
8433191000	Mowers for lawns,parks/sports-groundsmannually operated	3.217	12.847	8.643	48.197
8433199000	Oth mowers for lawns, parks/sportgrounds,oth than manually operated	166.874	1.213.762	476.672	3.927.324
8433200000	Oth mowers,including cutter bars fortractor mounting	6.381	67.460	43.445	566.470
8433300000	Oth haymaking machinery	0	4.812	0	86.107
8433400000	Straw/fodder baler,including pick-up	0	5.560	0	68.268
8433510000	Combined harvester-threshers macinery	0	19.978	0	267.520
8433520000	Oth threshing machinery	4.800	18.560	43.950	219.896
8433530000	Root/tuber harvesting machines	0	390	0	6.963
8433591000	Cotton pickers and cotton gins	0	2.057	0	10.065
8433599000	Oth cotton pickers and cotton gins	6.116	16.885	62.514	109.639
8433601000	Machin for cleaning,sorting/grading eggfruit/oth agricultur prod,electric	4.412	241.553	27.397	953.396
8433602000	Machin for cleaning,sorting/grading eggfruit/oth agricultur prod,not electric	0	3.126	0	246.240
8433901000	Part mach:castor,of diameter(inc yres)>100mm,<= 250mm,width wheel =30mm	115	4.696	216	215.102
8433902000	Parts mach:castor,oth of goods of subhd8433.11/8433.19.90	14.203	94.850	29.113	290.308
8433903000	Parts mach:castor,oth of goods of subhd8433.19.10	0	6.715	0	41.709
8433909000	Parts mach: oth castors	23.304	143.563	45.287	463.400
8434101000	Milking machines, electricallyoperated	299	4.169	716	15.516
8434102000	Milking machines,not electricallyoperated	292	292	3.829	3.829
8434201000	Dairy machinery, electrically operated	36	76.599	57	2.873.612

**I.3. IMPOR MENURUT KOMODITI / IMPORT BY HS COMMODITY**  
**\*\*\*NOVEMBER / NOVEMBER 2009 \*\*\***

H S	Uraian Komoditi Commodity Description	Berat Bersih / Net Weight (Kg)		Nilai / Value C.I.F (US\$)	
		Bulan ini Current Month	Kumulatif Cum.Jan. to date	Bulan ini Current Month	Kumulatif Cum.Jan. to date
8434901000	Parts of milking & dairy mach.of electoperated machines	400	67.690	6.192	1.582.942
8434902000	Parts of milk & dairy mach of non electoperated machines	4.201	20.116	26.728	618.259
8435101000	Presses,crushers & manufacture of wine,cider,fruit juices,electric operated	73.005	241.260	378.374	1.223.533
8435102000	Presses,crushers & manufacture of wine,cider,fruit juices,not electri operated	1.407	19.495	2.989	31.814
8435901000	Parts of presses,crushers & manufactureof wine,cider,fruit juices,electr opera	14.476	148.249	89.956	794.582
8435902000	Parts of presses,crushers & manufactureof wine,cider,fruit juices,not electric	10	114.883	3.566	426.906
8436101000	Machinery for preparing animal feedingsuffs, electrically operated	2.412	380.605	27.740	3.221.580
8436102000	Machinery for preparing animal feedingsuffs, not electrically operated	21.535	173.330	132.968	548.040
8436211000	Poultry incubators & brooders,electrically operated	2.726	140.241	10.064	1.711.824
8436212000	Poultry incubators & brooders,not electrically operated	163	18.427	7.966	224.702
8436291000	Oth poultry-keeping machinery,electrically operated	344	253.841	4.007	1.319.647
8436292000	Oth poultry-keeping machinery,not electrically operated	112.590	470.351	236.477	1.076.693
8436801100	Germination plant mach, agriculturalor horticultural type,electric operated	100.625	183.246	597.873	957.790
8436801900	Oth germination plant machineryelectric operated	541	19.414	8.800	294.453
8436802100	Germination plant machin, agriculturalor horticultural type,not electric	17.748	189.899	32.594	278.917
8436802900	Oth germination plant machinery, notelectric operated	85	38.235	9.620	522.412
8436911000	Parts of poultry-keeping machinery/poultry,incubator & brooders,electric	27.274	540.629	235.910	3.053.106
8436912000	Parts of poultry-keeping machinery/poultry,incubator&brooders,not electric	4.957	58.396	38.889	460.725
8436991100	Parts oth of poultry-keeping machin,agri & horti type,electric operated	24.037	156.463	22.666	449.918
8436991900	Parts oth of poultry-keeping machin,oth than agri&horti type,elect operated	139.853	487.308	719.347	3.145.850
8436992100	Parts oth of poultry-keeping machin,agri & horti type,not electric operated	2.683	30.771	10.192	386.063
8436992900	Parts oth of poultry-keeping machin,oththan agri&horti type,not elect operated	65.894	426.892	181.729	2.831.750
8437101000	Machinery for bread grains:winnowing &cleaning machin, electrically operated	122.525	1.443.602	317.592	10.493.242
8437103000	Mach for clean,sorting/grad seed,graindried leguminous vegetables,oth, elect	75.283	651.516	263.196	3.923.562
8437104000	Mach for clean,sorting/grad seed,graindried leguminous vegetable,oth,not elect	8.130	20.901	85.884	249.658
8437801000	Macinery for rice hullers & cone typerice mills,electrically operated	45.185	626.214	78.248	1.142.186
8437802000	Macinery for rice hullers & cone typerice mills,not electrically operated	29.043	827.934	33.974	796.310
8437803000	Macinery for industrial type coffeand corn mills,electrically operated	0	37.012	0	566.922
8437804000	Macinery for industrial type coffee& corn mills,not electrically operat	33.490	286.444	33.367	291.811
8437805100	Polishing machines for rice,sifting andsieving,bran cleaner,electric operate	19.808	244.316	63.755	1.199.149
8437805900	Oth polishing mach for rice,sifting andsieving,bran cleaner,electric operate	55.766	694.490	85.995	2.311.020
8437806100	Polishing machines for rice,sifting andsieving,bran cleaner,not electric	99.031	982.511	128.645	1.085.650
8437806900	Oth polishing mach for rice,sifting andsieving,bran cleaner,not electric	5.622	261.081	18.461	658.469
8437901100	Parts of machin of subheading 8437.10,electrically operated	20.182	216.071	302.330	2.551.880
8437901900	Parts of machines oth than of subhead8437.10,electrically operated	80.050	938.723	104.433	1.754.915
8437902100	Parts of machines of subheading 8437.10,not electrically operated	9	27.559	814	267.624
8437902900	Oth parts of machines of subheading8437.10, not electrically operated	88.115	1.284.109	113.860	6.268.762
8438101000	Bakery mach,macaroni,spaghetti/similarproducts, electrically operated	63.259	1.296.838	626.996	13.673.954
8438102000	Bakery mach,macaroni,spaghetti/similarproducts, not electrically operated	20.664	269.176	33.643	2.253.122
8438201000	Mach for the manufac of confectionary,cocoa/chocolate, electrically operated	85.113	742.207	4.138.505	13.240.335
8438202000	Mach for the manufac of confectionary,cocoa/chocolate,not electric operated	327	25.921	17.599	676.304
8438301000	Mach for sugar manufac, electricallyoperated	163	253.808	1.860	2.554.992
8438302000	Machinery for sugar manufacture,not electrically operated	0	980.655	0	5.068.713
8438401000	Brewery machinery, electrically operated	0	10.414	0	504.995
8438402000	Brewery machinery, not electricallyoperated	0	255	0	13.716
8438501000	Mach for the preparation of meat/poultry,electrically operated	15.025	194.615	51.193	2.579.477
8438502000	Mach for the preparation of meat/poultry,not electrically operated	99	65.271	320	136.009
8438601000	Machiner for the preparation of fruits,nuts/vegetab, electrically operated	80.296	298.833	306.165	2.706.744
8438602000	Machiner for the preparation of fruits,nuts/vegetab, not electric operated	21.480	409.669	25.205	571.850
8438801100	Coffee pulpers, electrically operated	6.276	97.619	52.459	2.650.541
8438801200	Coffee pulpers, not electricallyoperated	12.420	16.100	22.140	63.880
8438809100	Oth coffee pulpers,electric operated	117.107	854.413	4.715.280	15.619.014
8438809200	Oth coffee pulpers,not electric operated	26.272	281.577	42.771	373.421
8438901100	Parts of goods of subheading 8438.30.10electrically operated	895	139.595	50.705	703.688
8438901200	Parts of coffee pulper,electric operatedmachines	400	8.400	109.324	170.035
8438901900	Parts of oths goods of heading 84.38electrically operated	52.534	347.908	1.033.481	9.065.813
8438902100	Parts of goods of subheading 8438.30.20not electrically operated	7.990	235.053	82.881	780.387
8438902900	Parts of oth goods of heading 84.38.20of coffee pulpers,not electric operated	49.472	1.100.409	98.417	5.447.285
8439100000	Machinery for making pulp of fibrouscellulosic material	143.469	481.413	2.626.495	7.329.619
8439200000	Machinery for making paper/paperboard	395.309	5.276.941	2.620.090	36.974.605
8439300000	Machinery for finishing paper/paperboard	34.764	1.879.243	109.312	27.030.245
8439911000	Part of machin for mak pulp of fibrouscellulosic material,electrically operat	56.505	277.257	806.790	6.716.913
8439912000	Part of machin for mak pulp of fibrouscellulosic material,not electric operat	47.407	782.394	879.380	7.226.237
8439991000	Parts for making/finishing paper/paperboard, electrically operated	386.688	5.263.860	5.770.476	89.421.649
8439992000	Parts for making/finishing paper/paperboard, not lectrically operated	86	3.808	43.979	152.780
8440101000	Book-binding mach, includ book-sewing,electrically operated	11.792	371.781	46.573	3.290.198
8440102000	Book-binding mach, includ book-sewing,not electrically operated	550	36.901	4.146	110.282
8440901000	Parts of book binding & sewing machineselectrically operated machines	4.324	7.736	36.741	230.613
8440902000	Parts of book binding & sewing machinesnot electrically operated machines	1.445	3.162	4.072	43.207
8441101000	Cutting machines, electrically operated	286.721	3.023.239	2.424.256	19.190.536
8441102000	Cutting mach, not electrically operated	5.159	158.015	19.798	1.019.945
8441201000	Machin for making bags,sacks/envelopeselectrically operated	12.671	416.508	82.080	5.247.877

**I.3. IMPOR MENURUT KOMODITI / IMPORT BY HS COMMODITY**  
**\*\*\*NOVEMBER / NOVEMBER 2009 \*\*\***

H S	Uraian Komoditi Commodity Description	Berat Bersih / Net Weight (Kg)		Nilai / Value C.I.F (US\$)	
		Bulan ini Current Month	Kumulatif Cum.Jan. to date	Bulan ini Current Month	Kumulatif Cum.Jan. to date
8441202000	Machin for making bags,sacks/envelopesnot electrically operated	950	10.903	3.000	407.133
8441301000	Mach for mak cartons,boxes,cases,tubedrum/similar containers,electric operat	57.151	433.439	475.809	3.397.982
8441302000	Mach for making carton,boxes,cases,tubedrums/similar containers,not electric	0	2.197	0	11.796
8441401000	Machines for moulding articles in paperpulp,paper/paperboard,electri operat	76.287	682.640	372.895	7.076.835
8441402000	Machines for moulding articles in paperpulp, paper/paperboard, not electric	0	175	0	28.547
8441801000	Oth machinery for making up paper pulp,paper/paperboard,electrically operat	94.230	1.270.325	503.011	12.225.506
8441802000	Oth machinery for making up paper pulp,paper/paperboard,not electric operat	0	38.266	0	257.632
8441901000	Part of machin for mak up paper pulp,paper/paperboa,cutting mach,elec opert	43.426	815.967	898.986	18.124.819
8441902000	Parts of machin for mak up paper pulp,paper/paperboa,cutting mach,not elec op	3.007	31.853	44.016	510.422
8442301000	Machinery, apparatus and equipment,electrically operated	17.398	233.178	427.972	5.950.869
8442302000	Machinery, apparatus and equipment,not electrically operated	5.384	27.641	46.308	297.951
8442401000	Parts of electrically operated machin,apparatus/equipment	7.532	57.175	595.994	1.249.908
8442402000	Parts of the foregoing mach,apparatus/equipment,non electrically operated	12	30.940	1.227	649.695
8442500000	Plate,cyls&oth.print comp.plates,cyl &lithograph stones,prepared print purpose	24.497	328.083	915.987	5.676.283
8443110000	Print.mach.used for print by mean platescyl&oth print,offset print mach,ree fed	97.473	2.124.996	397.347	9.565.776
8443120000	Print.mach.use,print by mean plate cyl&oth print,offset print mach,sheetfed,off	16.538	417.959	21.197	6.419.553
8443130000	Oth offset printing machinery	327.103	2.577.908	2.242.557	24.319.076
8443140000	Letterpress printing mach, reel-fed,excluding flexographic printing	77.675	200.385	2.137.477	2.649.669
8443150000	Letterpress printing mach,oth than reelfed, excluding flexographic printing	27.756	199.084	53.424	341.807
8443160000	Flexographic printing machinery	58.120	550.472	483.999	5.083.256
8443170000	Gravure printing machinery	65.105	611.287	603.961	6.286.564
8443190000	Oth than gravure,flexografhic,letterpress,oth offset printing mach	81.432	1.712.155	1.003.779	29.279.802
8443311010	Printer-copier,ink-jet,color,capable ofconnecting to a data machine/network	294.259	3.095.899	1.995.592	27.823.779
8443311090	Printer-copier,ink-jet proces,no color,capable of connect to data mach/network	13	59.516	614	634.327
8443312010	Printer-copier,laser proces,color,capable connect to data mach/network	2.151	47.418	76.577	1.890.911
8443312090	Printer-copier,laser proces,no color,capable connect to data mach/network	44.698	564.090	597.040	8.009.560
8443313010	Combination printer-copier-facs mach,color,connect to data mach/network	43.478	535.433	843.412	9.339.291
8443313090	Combination printer-copier-facs mach,no color,connect to data mach/network	33.047	271.297	513.034	4.127.212
8443319010	Oth mach which perform >= 2 functionof printing,copying/facsimile; color	0	7.857	0	459.281
8443319090	Oth mach which perform >= 2 function ofprinting,copying/facsimile,no color	51.669	173.225	780.007	3.127.344
8443321010	Dot matrix printer,color,capable ofconnect to data machine/network	232	16.898	46.733	748.989
8443321090	Dot matrix printer,no color,capable ofconnect to data machine/network	64.963	913.023	2.007.566	28.643.887
8443322010	Ink-jet printer,color,capable ofconnect to a data machine/network	424.096	4.618.865	3.831.387	42.162.544
8443322090	Ink-jet printer,no color,capable ofconnect to a data machine/network	25.192	198.446	563.355	3.837.146
8443323010	Laser printer,color,capable of connecto a data machine/network	14.870	125.761	252.110	2.233.004
8443323090	Laser printer,no color,capable ofconnect to a data machine/network	12.949	127.000	323.961	2.428.716
8443324090	Facsimile machine,no color,capable ofconnect to a data machine/network	4.441	67.580	79.658	1.107.626
8443325010	Mach of screen print machinery,color,capable of connect to data mach/network	0	659	0	38.902
8443325090	Mach of screen print machinery,no color,capable of connect to data mach/network	0	7.001	0	178.411
8443329010	Mach of oth material,color,capable ofconnect to data machine/network	2.176	20.195	61.256	526.502
8443329090	Mach of oth material,no color,capableof connect to data machine/network	284	12.244	40.045	359.264
8443391100	Electrostatic photocopy apparatus,directprocess, color	533	1.490	97.504	177.075
8443391900	Electrostatic photocopy apparatus,directprocess, no color	535.177	4.162.537	925.561	5.381.192
8443392010	Electrostatic photocopy apparatus,in-direct process,color	1.813	8.610	31.326	199.147
8443392090	Electrostatic photocopy apparatus,in-direct process,no color	16.376	201.537	310.113	4.805.677
8443393090	Oth photocopy apparatus incorporating,optical system,no color	2.704	83.042	79.980	924.224
8443394090	Ink-jet printer,no color,not capableof connect to data machine/network	0	124	0	18.720
8443399010	Oth print mach,color,not capable ofconnect to data machine/network	0	35	0	2.041
8443399090	Oth print mach,no color,not capable ofconnect to data machine/network	84	8.483	2.540	147.904
8443910000	Part & accessori of print machinery usedfor print by component of head 84.42	885.461	6.154.128	49.710.215	369.441.285
8443991000	Part & accessori of screen print machi-nerly for manufact of print circuit board	771	24.298	27.789	2.087.470
8443992000	Ink-filled printer cartridges	169.871	1.448.837	2.388.270	26.848.867
8443993000	Paper feeders and sorters	2.550	10.374	105.169	328.659
8443999000	Oth part & accessori of screen printingmachinery	233.648	4.489.437	6.913.384	107.518.320
8444100000	Mach for extrude,texture/cut man-madetextile material,electric operate	10.447	390.444	69.631	5.483.031
8444200000	Mach for extrude,texture/cut man-madetextile material,not electric operate	57	11.660	700	47.860
8445111000	Carding machines,electrically operated	89.453	913.040	82.389	5.700.177
8445112000	Carding machines,not electricallyoperated	19.167	25.552	399.917	524.868
8445121000	Combing machines, electrically operated	0	143.254	0	560.698
8445122000	Combing machines, not electricallyoperated	0	346	0	1.486
8445131000	Drawing/roving machines,electricallyoperated	119.945	475.056	643.897	3.463.454
8445132000	Drawing/roving machines,not electrically operated	0	12.900	0	59.500
8445191000	Other machines for preparing textilefibres; electrically operated	218.148	783.019	2.702.475	8.408.923
8445192000	Other machines for preparing textilefibres; not electrically operated	25	384	1.800	2.550
8445201000	Textile spinning machines;electrically operated	538.812	1.501.055	3.409.341	10.465.425
8445202000	Textile spinning machines;not electrically operated	18.740	26.733	516.039	584.825
8445301000	Textile doubling/twisting machines;electrically operated	94.067	689.891	272.842	2.075.601
8445302000	Textile doubling/twisting machines;not electrically operated	0	56.542	0	28.540
8445401000	Textile winding(including weft-winding)or reeling machin,electrically operated	132.770	963.265	1.007.552	12.817.132
8445402000	Textile winding(including weft-winding)or reeling machin,notelectric operated	2.159	26.926	5.343	40.317
8445901000	Oth machinery for preparing textile,electrically operated	57.962	470.975	794.317	3.144.107
8445902000	Oth machinery for preparing textile,not electrically operated	79.560	181.440	536.388	854.380

**I.3. IMPOR MENURUT KOMODITI / IMPORT BY HS COMMODITY**  
**\*\*\*NOVEMBER / NOVEMBER 2009 \*\*\***

H S	Uraian Komoditi Commodity Description	Berat Bersih / Net Weight (Kg)		Nilai / Value C.I.F (US\$)	
		Bulan ini Current Month	Kumulatif Cum.Jan. to date	Bulan ini Current Month	Kumulatif Cum.Jan. to date
8446101000	Machines for weaving fabrics of a width<= 30 cm, electric operated	2.862	386.360	16.260	1.897.736
8446102000	Machin for weaving fabrics of a width<= 30 cm,not electric operated	0	7.030	0	336.227
8446210000	Machine for weaving fabrics of a width> 30 cm, Power looms, shuttle type	35.963	195.561	80.000	721.407
8446290000	Machine for weaving fabrics of a width>30 cm, Oth than Pwr looms,shuttle type	947.405	5.234.166	3.879.515	22.387.577
8446300000	Machine for weaving fabrics of a width> 30 cm, shuttleless type	331.503	2.520.327	4.176.863	10.884.146
8447111000	Circular knitting mach,cylinder diamtr<= 165 mm, electrically operated	25.552	490.086	526.225	4.145.426
8447112000	Circular knitting mach,cylinder diamtr<= 165 mm,not electrically operated	8.400	43.030	73.500	640.110
8447121000	Circular knitting mach,cylinder diamtr>165 mm, electrically operated	35.040	699.084	317.463	5.450.444
8447201000	Flat knitting & stitch bonding machine,electrically operated	105.866	877.617	690.771	10.720.442
8447202000	Flat knitting & stitch bonding machine,not electrically operated	21.500	259.108	584.959	3.314.891
8447901000	Machines for making gimped yarn,tulle,lace&mach for tufting,electric operated	298.502	1.668.166	1.557.406	11.101.052
8447902000	Machines for making gimped yarn,tulle,lace&mach for tufting,not elec operated	9.525	281.439	34.839	956.765
8448111000	Dobbies & jacquards, card reducing,electrically operated	45.877	255.928	1.559.532	2.449.531
8448112000	Dobbies & jacquards, card reducing, notelectrically operated	4.681	22.625	8.965	100.856
8448191000	Oth auxiliary machin for mach of heading84.44, 84.45, 84.46, 84.47, electric	42.215	411.419	364.622	2.330.842
8448192000	Oth auxiliary machin for mach of heading8444, 8445, 8446, 84.47, not electric	565	67.538	6.798	351.722
8448200000	Parts&accessories of mach of heading84.44/their auxiliary machinery	50.636	1.513.580	816.112	15.195.859
8448310000	Card clothing of mach of heading 84.45	15.721	169.866	212.509	2.257.101
8448320000	Parts&accessories of mach for preparingtextile fibres,other than card clothing	7.994	188.561	164.202	1.605.027
8448330000	Spindles, spindle flyers,spinning rings,and ring travellers of mach 84.45	7.812	98.926	318.390	3.562.459
8448390000	Other parts & accessories of mach ofhead 84.45/their auxiliary machinery	308.525	1.874.328	3.228.792	25.789.290
8448420000	Reeds for looms, healds & heald-framesfor weaving machines	7.566	89.338	141.694	1.759.558
8448491100	Shuttles, for electrtrically operatedweaving machine	50	40.205	3.853	442.543
8448491900	Oth parts & acces, for elect operatedweaving machine	65.007	420.296	1.138.315	5.096.552
8448492000	Parts & acces, for non electricallyoperated weaving machine	899	1.378.938	28.872	259.118
8448510000	Sinkers, needles&other articles used informing stitches	3.002	75.924	564.772	7.278.579
8448590000	Othe parts&accessories of mach ofhead 8447/their auxiliary machinery	43.700	414.021	281.685	2.731.912
8449001000	Mach for the manufacture/finishing offelt/nonwovens,electrically operated	20.124	101.724	197.014	512.933
8449002000	Mach for the manufacture/finishing offelt/nonwovens, not elect operated	1	5.494	2.600	99.764
8450111000	Household/laundry-type washing machin;fully-automatic mach;capacity <= 6 kg	79.008	1.328.298	297.129	5.486.278
8450119000	Household/laundry-type wash mach;fully-automatic machine;capacity > 6 kg	875.663	7.944.710	3.590.318	31.979.471
8450120010	Household/laundry-type wash mach;built-in centrifugal drier,capacity <= 6 kg	43.530	921.567	183.029	3.882.825
8450120020	Household/laundry-type wash mach;built-in centrifugal drier,capacity > 6 kg	589.132	6.713.777	1.832.838	20.013.267
8450190010	Other household/laundry-type wash mach;dry linen capacity <= 6 kg	0	2.624	0	9.569
8450190020	Other household/laundry-type wash mach;dry linen capacity > 6 kg	424	684.141	1.554	1.286.010
8450200000	Household/laundry-type washing mach;a dry linen capacity >10 kg	65.474	1.004.125	417.460	5.357.618
8450901000	Parts of goods of subheading 8450.20	12.355	83.200	78.597	277.881
8450902000	Parts of goods of subheading 8450.11,8450.12 or 8450.19	282.659	3.387.595	1.001.594	10.957.630
8451100000	Dry-cleaning machines	121.778	191.276	200.624	1.000.527
8451210000	Drying machines,each of a dry linencapacity not exceeding 10 kg	9.164	128.479	56.110	657.364
8451290000	Drying machines,each of a dry linencapacity exceeding 10 kg	59.680	1.484.009	567.687	7.482.708
8451300000	Ironing machines and presses(including fusing presses)	16.125	213.521	187.596	1.539.808
8451400000	Washing, bleaching or dyeing machines	108.766	1.586.122	1.428.765	14.642.001
8451500000	Mach. for reeling,unreeling,folding,cutting/pinking textile fabrics	38.351	318.447	439.575	2.231.529
8451801000	Other machinery exclude machines of hd84.50; for domestic use	2.555	14.074	4.666	104.973
8451809000	Other machinery exclude machines of hd84.50; not for domestic use	188.118	1.215.325	1.364.017	10.899.496
8451901000	Parts of machines or dry linen capacityno exceeding 10 kg	432	15.844	7.850	186.099
8451909000	Parts of oth machines of heading 8451	80.641	520.363	553.363	2.853.402
8452100000	Sewing machines of the householdtype	158.148	1.115.205	475.577	2.373.593
8452210000	Oth sewing machines, automatic units	101.842	1.015.217	806.122	7.745.261
8452290000	Oth sewing machines, not automatic units	150.951	2.396.365	892.251	13.940.439
8452300000	Sewing machine needles	35.041	273.384	166.451	973.331
8452400000	Furniture, bases and covers for sewingmachines and parts thereof	22.691	138.810	41.525	259.226
8452901100	Arms,beds,stands,flywheel,belt guard;treadles/pedals of subhead 8452.10	17.901	117.724	60.421	379.175
8452901900	Oth part of sewing mach of machinery ofsubheading 8452.10	51.574	233.102	173.150	756.332
8452909010	Arms beds,foot & pedals of mach excludesubheading 8452.10	44.293	105.036	147.258	383.803
8452909090	Other parts of sewing mach of machineryexclude subheading 8452.10	256.076	1.608.302	694.785	4.380.048
8453101000	Machinery for prepare,tanning/work hides, skins/leather, elect operated	30.381	514.797	105.070	2.298.947
8453102000	Machinery for prepare,tanning/work hides, skins/leather, not elect operated	0	76.916	0	395.987
8453201000	Machinery for making/repairingfootwear, electrically operated	137.747	1.076.463	881.666	6.728.142
8453202000	Machinery for making/repairingfootwear, not electrically operated	1.080	93.844	33.044	487.583
8453801000	Mach for make/repaire other articles ofhides,skins,not sewing machine,electric	31.823	502.555	218.166	6.394.844
8453802000	Mach for make/repaire other articles ofhides,skins,not sewing machin,not elect	21.907	128.714	21.964	512.378
8453900000	Parts of goods of heading 84.53	22.490	453.241	278.453	3.149.589
8454100000	Converters	4.605	133.456	35.648	1.699.471
8454200000	Ingot moulds and ladles	414.703	1.094.813	1.522.982	12.596.450
8454300000	Castng machines	41.656	1.349.669	237.410	15.717.412
8454900000	Parts of goods of heading 84.54	132.747	1.551.952	705.224	9.625.463
8455100000	Tube mills	433	362.516	27.535	1.209.271
8455210000	Oth Rolling mills, hot or combination hocold	100.033	917.924	136.213	1.991.847
8455220000	Oth Rolling mills, cold	78.973	489.131	184.719	678.328
8455300000	Rolls for rolling mills	118.380	2.831.395	1.008.883	14.232.782

**I.3. IMPOR MENURUT KOMODITI / IMPORT BY HS COMMODITY**  
**\*\*\*NOVEMBER / NOVEMBER 2009 \*\*\***

H S	Uraian Komoditi Commodity Description	Berat Bersih / Net Weight (Kg)		Nilai / Value C.I.F (US\$)	
		Bulan ini Current Month	Kumulatif Cum.Jan. to date	Bulan ini Current Month	Kumulatif Cum.Jan. to date
8455900000	Other parts of metal-rolling mills and rolls therefor.	315.837	4.362.086	812.366	15.913.400
8456100000	Machines tool for work any material by removal material, operated by laser/photons	3.302	55.449	104.250	1.824.409
8456200000	Machines tool for work any material by removal material, operated by ultrasonic	5.269	107.739	56.892	328.494
8456300000	Machines tool for work any material by removal material, electro-discharge	11.710	183.823	157.500	3.294.577
8456901000	Mach tool for manufacture of printed circuit, numerical control, by plasma arc process	50	19.552	144	116.154
8456902000	Wet process equip for the application by immersion of electrochemical solutions	0	501	0	8.939
8456909000	Other mach tool for work any material by other operating processes	30.036	179.157	334.492	2.624.624
8457100000	Machining centres	101.102	1.769.313	1.078.163	21.941.231
8457200000	Unit construction machines (single-station)	21.012	235.686	33.777	955.321
8457300000	Multi-station transfer machines	20	41.327	1.460	357.845
8458100000	Horizontal lathes, numerically controlled	64.904	824.710	421.420	14.562.300
8458190000	Horizontal lathes, not numerically controlled	167.249	1.191.933	1.352.652	10.438.849
8458910000	Other lathes, numerically controlled	34.224	352.347	336.986	6.455.173
8458990000	Other lathes, not numerically controlled	290.703	2.292.236	1.391.332	22.116.769
8459101000	Way-type unit head machines electrically operated	32.320	203.914	95.369	1.812.551
8459102000	Way-type unit head machines, not electrically operated	8	68.028	62	1.236.948
8459210000	Drilling machines, numerically controlled	13	213.898	958	3.655.449
8459291000	Drilling machines, electrically operated	114.904	931.551	699.483	5.971.452
8459292000	Drilling machines, not electrically operated	8.588	89.228	37.159	365.771
8459310000	Boring-milling machines, numerically controlled	0	193.675	0	1.250.685
8459391000	Other boring-milling machines, electrically operated	7.457	281.785	175.991	1.240.956
8459392000	Other boring-milling machines, not electrically operated	0	23.651	0	429.045
8459401000	Other boring machines, electrically operated	38.792	473.601	398.062	4.651.014
8459402000	Other boring machines, not electrically operated	444	145.928	87.038	1.324.020
8459510000	Milling machines, knee-type, numerically controlled	2.610	28.699	26.573	157.226
8459591000	Other milling machines, knee-type, electrically operated	25.500	229.179	51.623	525.835
8459592000	Other milling machines, knee-type, not electrically operated	0	6.450	0	29.062
8459610000	Other milling machines, numerically controlled	0	128.131	0	1.052.852
8459691000	Other milling machines, not numerically controlled, electrically operated	92.856	753.834	600.698	8.367.985
8459692000	Other milling machines, not numerically controlled, not electrically operated	2.110	110.505	8.140	438.324
8459701000	Threading/tapping machines, electrically operated	37.864	459.993	482.595	4.238.468
8459702000	Threading/tapping machines, not electrically operated	3.484	69.850	24.750	586.135
8460100000	Flat-surface grinding mach, an accuracy of at least 0.01 mm, numerically controlled	0	55.027	0	900.077
8460191000	Other flat-surface grinding mach, accuracy of at least 0.01 mm, electric operated	45.978	625.703	495.426	5.919.591
8460192000	Other flat-surface grinding mach, accuracy of at least 0.01 mm, not electric operated	6.716	87.888	44.044	1.384.849
8460210000	Other grinding mach, an accuracy of at least 0.01 mm, numerically controlled	53.057	69.643	1.147.995	1.483.926
8460291000	Other grinding mach, an accuracy of at least 0.01 mm, electrically operated	43.918	618.021	737.681	9.391.596
8460292000	Other grinding mach, an accuracy of at least 0.01 mm, not electric operated	4.157	72.714	29.244	555.637
8460311000	Machine tools, numerically controlled, for sharpen carbide diamet <= 3.175 mm	0	1.428	0	30.157
8460319000	Other sharpening (tool/cutter grinding) machines, numerically controlled	1.935	43.176	23.622	555.342
8460391000	Other sharpening (tool/cutter grinding) machines, electrically operated	8.832	57.599	38.058	467.401
8460392000	Other sharpening (tool/cutter grinding) machines, not electrically operated	3.514	7.441	25.251	51.004
8460401000	Honing/lapping mach, electrically operated	18.156	158.562	522.028	4.024.248
8460402000	Honing/lapping mach, not electrically operated	0	2.205	0	53.569
8460901000	Other mach-tools for deburring, abrasives/polishing products, electric operated	5.152	204.390	139.411	4.139.058
8460902000	Other mach-tools for deburring, abrasives/polishing products, not electric operated	0	15.071	0	659.512
8461201000	Shaping/slotting machines, electrically operated	74.687	780.414	361.203	3.748.054
8461202000	Shaping/slotting mach, not electrically operated	17.432	59.842	2.276	391.284
8461301000	Broaching mach, electrically operated	6.706	39.677	100.321	815.175
8461401000	Gear cutting, gear grinding/gear finishing mach, electric operated	27.395	260.098	498.137	4.526.960
8461402000	Gear cutting, gear grinding/gear finishing mach, not electric operated	0	107.245	0	1.172.807
8461501000	Sawing/cutting-off machines, electrically operated	73.503	939.949	437.807	7.278.724
8461502000	Sawing/cutting-off machines, not electrically operated	23.005	85.505	49.437	314.888
8461901000	Other mach-tool for planing/shaping/slotting by cermets, electrically operated	32.789	317.180	152.867	3.105.869
8461909000	Other mach-tool for planing/shaping/slotting by cermets, not electrically operated	5.591	105.124	21.500	1.458.073
8462101000	Forging/die-stamping machines (including presses) & hammers, electric	1.054.519	7.287.260	3.925.431	38.722.070
8462102000	Forging/die-stamping machines (including presses) & hammers, not electric	57.067	591.705	523.479	4.674.237
8462210000	Bend, fold, straighten/flattening machine (including presses), numerically controlled	31.459	515.147	122.342	5.007.910
8462291000	Bend, fold, straighten/flattening machine (including presses), not numerically control, electric	186.752	1.799.112	705.110	13.303.037
8462292000	Bend, fold, straighten/flattening machine (including presses), not numerically control, not electric	52.621	153.882	40.899	773.281
8462310000	Shearing machine (including presses), other than combine punching mach, numerically controlled	456	313.574	762	3.886.956
8462391000	Shearing machine (including presses), other than combine punching mach, not numerically control, electric	74.222	1.435.698	832.196	8.110.461
8462392000	Shearing mach (including presses), other than combine punching mach, not numerically control, not electric	367	100.635	4.065	501.612
8462410000	Punching/notching mach, including combine punch & shearing mach, numerically controlled	3.262	235.891	8.939	2.797.244
8462491000	Punching/notching mach, including combine punch & shearing mach, not numerically control, electric	56.565	609.943	578.384	6.007.875
8462492000	Punching/notching mach, including combine punch & shear mach, not numerically control, not electric	15.670	88.715	34.615	251.055
8462910000	Hydraulic presses	167.252	1.892.209	879.557	8.219.673
8462991000	Mach for manufacture of boxes, cans & similar contain of tin plate, electric	905	447.377	11.528	5.091.595
8462992000	Mach for manufacture of boxes, cans contain tin plate, not electric operated	1.510	1.515	2.016	3.403
8462995000	Other machine for working metal by forging, hammering, electric operated	483.971	2.306.849	848.411	9.840.715
8462996000	Other machine for working metal by forging, hammering, not electric operated	440	25.914	4.100	124.032
8463101000	Draw-benches for bars, tube, profile, wire, or the like, electrically operated	73.078	273.898	442.176	1.894.812

**I.3. IMPOR MENURUT KOMODITI / IMPORT BY HS COMMODITY**  
**\*\*\*NOVEMBER / NOVEMBER 2009 \*\*\***

H S	Uraian Komoditi Commodity Description	Berat Bersih / Net Weight (Kg)		Nilai / Value C.I.F (US\$)	
		Bulan ini Current Month	Kumulatif Cum.Jan. to date	Bulan ini Current Month	Kumulatif Cum.Jan. to date
8463102000	Draw-benches for bars,tube,profile,wire,or the like, not electrically operated	0	46.690	0	53.800
8463201000	Thread rolling machines, electricallyoperated	3.880	84.565	18.517	653.838
8463202000	Thread rolling machines,notelectrically operated	0	44.603	0	49.257
8463301000	Machines for working wire,electricallyoperated	62.796	850.375	260.181	8.030.380
8463302000	Machines for working wire, notelectrically operated	0	32.976	0	287.128
8463901000	Oth mach tool for work metal/cerments,without remove material,elect operated	84.147	1.206.910	1.007.246	9.319.502
8463902000	Oth mach tool for work metal/cerments,without remove material,not elect operat	5	229.984	29	430.916
8464101000	Sawing mach for working stone,ceramics electrically operated	46.900	122.046	156.550	483.959
8464102000	Sawing mach for working stone,ceramicsnot electrically operated	0	380	0	5.740
8464201000	Grinding/polishing machines,electrically operated	41.959	290.413	212.532	1.364.601
8464202000	Grinding/polishing machines,not electrically operated	245	8.018	17.344	74.037
8464901000	Oth mach tool for work stone,ceramics/like mineral material,elect operated	52.179	1.039.785	113.581	4.676.705
8464902000	Oth mach tool for work stone,ceramics/like mineral material,not elect operate	21.141	312.352	229.470	764.911
8465100000	Mach, can carryout different type opera-tion without tool charge for such operat	23.209	314.828	178.484	1.383.921
8465911000	Sawing machines for scoring PCB/PWB's electrically operated	2.475	39.942	97.364	256.712
8465912000	Other sawing mach for scoring PCB/PWB's, electrically operated	128.283	655.771	265.737	2.291.434
8465919000	Other sawing mach for scoring PCB/PWB's, not electrically operated	35.891	410.677	182.560	1.517.242
8465921000	Mach tools for routing PCB/PWB'ssubstrates,shank dmttr <=3.175 mm	0	86.051	0	393.444
8465922000	Oth planing,milling/moulding (bycutting) mach,electrically operated	41.391	822.913	155.288	3.248.947
8465929000	Oth planing,milling/moulding (bycutting)machines,not electric operated	2.658	617.011	91.666	5.839.415
8465931000	Grinding, sanding/polishing machines,electrically operated	74.794	551.386	461.927	2.632.096
8465932000	Grinding, sanding/polishing machines,not electrically operated	4.097	33.074	6.070	186.306
8465941000	Bending/assembling machines,electrically operated	32.580	403.643	391.173	2.422.820
8465942000	Bending/assembling machines, notelectrically operated	0	3.794	0	69.971
8465951000	Drilling mach for manufac PCB/PWB's,with a spindle speed > 50.000 rpm	0	126.151	0	522.536
8465953000	Other drilling/morticing machines,electrically operated	19.457	331.754	51.961	642.407
8465959000	Other drilling/morticing machines, notelectrically operated	23.909	134.103	122.028	756.701
8465961000	Splitting, slicing/paring machines,electrically operated	15.659	423.757	76.964	7.619.374
8465962000	Splitting, slicing/paring machines,not electrically operated	2.773	32.381	4.119	99.294
8465993000	Lathes, electrically operated	3.571	178.270	22.078	460.470
8465994000	Lathes, not electrically operated	4.873	14.618	9.081	21.299
8465995000	Oth mach for deburring surfaces of PCB/PWB's, for scoring laminati presses	47.100	150.202	104.182	521.473
8465996000	Other mach-tools for nailing,stapling,glueing/otherwise assemb,electric	51.537	934.452	180.663	2.588.336
8465999000	Other mach-tools for nailing,stapling,glueing/otherwise assemb,not electric	88.568	714.952	437.459	6.633.805
8466101000	Tool hold.self-open dieheads for 8456.908460.31,8465.91,8465.92,8465.95,8465.	11.375	311.227	169.489	5.205.687
8466109000	Other tool holders & self-openingdieheads	110.044	717.217	635.451	6.659.857
8466201000	Work holders for sub 8456.99, 8460.31,8465.91, 8465.92, 8465.95, 8465.99	5.291	33.176	39.627	488.933
8466209000	Work holders for other machine	9.352	198.246	466.209	4.449.063
8466301000	Dividing head,special attach for 8456.908460.31,8465.91,8465.92,8465.95&8465	259	75.794	666	1.099.859
8466309000	Dividing heads & other specialattachments for oth machine-tools	37.397	194.905	435.743	3.608.110
8466910000	Parts&acces suitable for machine ofheading 84.64	221.038	1.504.719	1.117.162	5.538.927
8466921000	Parts&acces suitable for mach subhead8465.92.10, 8465.95.10, 8465.99.50	14.030	137.009	39.267	880.290
8466929000	Parts & acces suitable for mach ofother subheading 84.65	51.485	586.490	300.789	4.305.805
8466932000	Parts&acces suitable for mach subhead8456.90.10,8456.90.20,8460.31.10	6.221	18.700	71.269	286.472
8466939000	Parts&acces suitable for mach ofother headings 84.56 to 84.61	42.815	882.050	713.857	17.947.853
8466940000	Parts & acces suitable for machineother headings 84.62 or 84.63	129.490	1.619.222	1.059.000	20.316.834
8467110000	Tool for work in the hand,pneumatic,rotary type (incl rotary percussion)	7.837	123.372	409.767	3.406.492
8467190000	Tool for working in the hand,pneumatic,in other type	6.901	124.320	60.825	1.123.817
8467210000	Drills of all kinds with selfcontained electric motor	156.465	1.045.854	433.107	2.685.915
8467220000	Saws with self containedelectric motor	46.080	217.295	185.924	673.466
8467290000	Oth tool for working in the hand,with self-contained electric motor	395.291	3.781.592	968.278	8.180.160
8467810000	Chain saws	38.521	544.648	269.097	2.570.387
8467890000	Oth tool for working in the hand	106.805	915.978	775.957	7.369.146
8467911000	Part of chain saw,of elect-mechanic forwork in hand,self-cont. electric motor	11.009	70.700	19.705	201.441
8467919000	Part of other chain saw	66.374	613.252	173.801	2.002.777
8467920000	Parts of pneumatic tools	4.895	84.302	116.272	826.159
8467991000	Part of tool of subhead 8467.21, 8467.22or 8467.29	35.645	305.575	100.227	778.880
8467999000	Part of tool of of oth heading 8467	100.364	988.324	286.685	2.652.365
8468100000	Hand-held blow pipes	507	14.837	6.212	71.602
8468201000	Hand-operated gas welding, brazing/cutting appliances for metal	17.378	128.241	248.362	1.386.734
8468209000	Other gas-operated machinery &apparatus	41.371	527.663	1.329.586	7.192.096
8468800000	Other machinery and apparatus forsoldering, brazing/welding	15.066	284.119	95.167	2.280.870
8468901100	Parts of goods of subheading8468.10	4.206	12.024	20.095	69.579
8468901200	Parts of goods of subheading8468.20.10	2.870	86.451	117.245	671.483
8468909000	Parts of other Heading 8468	56.930	538.030	317.497	3.819.267
8469001000	Word-processing machines	79.102	463.604	3.537.243	20.395.673
8469009010	Automatic typewriters	2.673	14.863	40.635	199.856
8469009090	Other typewrites	20.290	154.828	59.894	850.904
8470100000	Electronic calculators, cpble of operatiwithout an extnl source electric power	92.551	693.093	390.217	7.337.265
8470210000	Electronic calculating machinesincorporating a printing device	0	14.276	0	173.202
8470290000	Other electronic calculating machines	27.009	135.532	231.038	947.868
8470300000	Other calculating machines	149.669	1.246.912	941.718	4.752.022

**I.3. IMPOR MENURUT KOMODITI / IMPORT BY HS COMMODITY**  
**\*\*\*NOVEMBER / NOVEMBER 2009 \*\*\***

H S	Uraian Komoditi Commodity Description	Berat Bersih / Net Weight (Kg)		Nilai / Value C.I.F (US\$)	
		Bulan ini Current Month	Kumulatif Cum.Jan. to date	Bulan ini Current Month	Kumulatif Cum.Jan. to date
8470500000	Cash registers	25.398	236.351	2.540.267	9.755.891
8470901000	Postage-franking machines	68	2.616	1.241	214.605
8470902000	Accounting machines	0	2.837	0	10.270
8470909000	Machines for pocket-size data record, reproduc, display mach with calculat	826	41.169	35.571	440.016
8471301000	Handheld computer incl palmtop & PDAs	1.912	37.924	159.106	2.237.967
8471302000	Laptop incl notebooks	763.685	5.311.762	70.052.909	461.004.981
8471309000	Oth portable digital automatic dataproc mach, weigh not more than 10 kg	279.374	1.936.972	1.198.267	10.149.938
8471411000	Personal computers excl 8471.30 with at least a CPU and an input/output	159.478	1.237.041	2.362.842	28.492.591
8471419000	Oth automatic data processing machines with at least a CPU and an input/output	44.458	470.970	2.350.894	20.620.175
8471491000	Personal computers excl 8471.30 presented in form of systems	207.610	1.652.222	7.284.084	52.885.793
8471499000	Oth automatic data processing machines presented in form of systems	42.164	573.775	3.642.559	51.223.394
8471501000	Processing units for personal computer other of subhd 8471.41 or 8471.49	113.875	1.193.306	3.681.378	44.100.177
8471509000	Oth Processing units other of subhd 8471.41 or 8471.49	152.714	1.864.021	5.031.922	49.447.018
8471603000	Computer keyboards	86.991	1.424.039	444.205	7.205.164
8471604000	X-y coordinate input devices, including mouse, light pens, joystick, track balls	146.373	1.908.624	640.076	9.033.553
8471605000	Plotters whether input/output units of heading 84.71 or of heading 90.17	9	31.148	36	814.155
8471609000	Other input/output units, whether/not contain storg units the same housing	119.804	3.388.255	1.848.681	26.976.835
8471701000	Floppy disk drives	83.108	693.421	5.869.434	54.338.329
8471702000	Hard disk drives	237.739	2.625.252	2.515.744	28.033.760
8471703000	Tape drives	6.238	31.791	356.251	2.876.866
8471704000	Optical disk drives, including cd-rom drives, dvd drives & cd-r drives	234.277	2.101.942	4.769.158	68.148.559
8471705000	Proprietary format storage device incl me-dia therefor for automat. dt proc. mach	15.464	122.810	1.449.234	9.979.623
8471709100	Backup management systems	2.469	123.832	183.233	5.133.121
8471709900	Other storage units of automatic data processing machine	65.755	485.002	3.846.363	19.788.546
8471801000	Control and adaptor units	36.586	427.566	430.516	5.894.806
8471807000	Sound card and video card	11.217	316.068	149.636	2.701.454
8471809000	Other units of automatic data processing machines	288.308	1.425.771	3.000.601	47.134.772
8471901000	Bar code readers	1.459	75.452	19.827	1.899.854
8471902000	Optical character readers, document/image scanners	7.094	245.292	518.183	6.425.890
8471909000	Other units automatic data processing machines	483.059	2.089.789	8.071.876	31.359.605
8472101000	Duplicating machines, electrically operated	1.655	20.633	27.137	181.454
8472102000	Duplicating machines, not electrically operated	0	1.134	0	2.462
8472301000	Machin for sorting/folding mail/for inserting mail in envelopes, electric	163	13.713	19.898	120.892
8472302000	Machin for sorting/folding mail/for inserting mail in envelopes, not elect.	42	4.362	9.088	33.044
8472901000	Automatic teller machines	387.135	3.055.694	4.651.192	42.073.055
8472902000	Electronic fingerprint identification system	3.167	49.704	49.724	714.171
8472903000	Other office machines, electrically operated	58.428	375.497	792.487	4.329.357
8472909000	Other office machines, not electrically operated	10.936	248.043	54.614	919.156
8473101000	Printed circuit assemblies for word-processing	316	18.234	2.958	545.391
8473109000	Other parts & access of the mach of heading 84.69	13.823	78.199	957.088	4.969.500
8473210000	Parts & access electronic calculating mach sub 8470.10, 8470.21/8470.29	960	6.684	31.362	192.712
8473290000	Parts & access of other machines of heading 84.70	2.742	40.454	180.861	2.621.521
8473301000	Assembled printed circuit boards for machines of heading 84.71	256.809	3.756.348	8.385.467	53.314.400
8473309000	Parts & access of other machines of heading 84.71	960.697	11.566.096	28.222.377	372.654.957
8473401100	Parts including printed circuit assembly for machines of heading 84.72	1	1.465	1	219.879
8473401900	Other parts & accessories of the mach of heading 84.72, for electric operate	3.475	47.270	118.709	1.378.646
8473402000	Other parts & accessories of the mach heading 84.72, for non electric operate	45	36.878	1.957	84.853
8473501100	Parts & accessories suitable for use with mach of heading 84.71, electric	62.555	495.135	3.654.578	24.645.172
8473501900	Parts & accessories suitable for use with mach head 84.69 & 84.72, electric	28.218	386.149	120.340	1.783.923
8473502000	Part & acces suitable for use with mach of heading 84.69-84.72, non-electric	39	37.824	876	621.457
8474101000	Sorting, screening, separating/washing machines, electrically operated	380.728	2.122.626	1.639.971	10.415.211
8474102000	Sorting, screening, separating/washing machines, not electrically operated	2.352	751.489	54.867	6.816.988
8474201100	Crushing/grinding machines for stone electrically operated	335.904	4.931.034	900.170	10.379.918
8474201900	Crushing/grinding mach for earth, oresoth mineral substances, electric operat	29.057	3.779.176	153.557	17.403.237
8474202100	Crushing/grinding mach for stone notelectrically operated	919.062	1.252.893	4.332.211	5.077.463
8474202900	Crushing/grinding mach for earth, oresoth mineral substances, not electric	14.593	1.322.732	24.542	4.619.305
8474311000	Concrete/mortar mixers, electrically operated	35.261	339.404	48.454	2.091.082
8474312000	Concrete/mortar mixers, notelectrically operated	18.290	198.119	358.060	2.262.033
8474321000	Mach for mixing mineral substances with bitumen, electrically operated	31.604	1.541.505	58.001	4.297.888
8474322000	Mach for mixing mineral substances with bitumen, not electrically operated	0	164.689	0	270.069
8474391000	Other mixing/kneading machines electrically operated	29.450	872.109	350.353	7.318.941
8474392000	Other mixing/kneading machines notelectrically operated	8.147	58.539	78.213	430.218
8474801000	Mach for agglomerating, shaping/mauld solid mineral fuels, electric operat	99.865	1.122.570	522.806	10.551.171
8474802000	Mach for agglomerating, shaping/mould solid mineral fuels, not elect. operat	47.189	249.040	96.495	684.686
8474901000	Parts of mach for heading 8474.10 to 8474.80 of electric operated machines	1.553.808	11.101.051	11.139.195	79.443.861
8474902000	Parts of mach for heading 8474.10 to 8474.80 of not electric operat mach	43.994	915.562	559.707	7.200.769
8475101000	Mach for assembl electric/electronic clamps tubes/valves, electric operat	13.152	241.370	246.547	3.045.370
8475102000	Mach for assembl electric/electronic clamps tubes/valves, not elect. operated	11	9.539	877	122.600
8475210000	Machines for making optical fibres and preforms thereof	0	6.327	0	181.483
8475290000	Other machines for manufacturing/hot working glass/glassware	18.434	428.239	66.493	6.305.214
8475901000	Parts of machine for heading 8475.10 to 8475.29 of electric operated machin	6.317	364.459	548.534	15.394.904
8475902000	Parts of machine for heading 8475.10 to 8475.29 of not elect. operated mach	542	21.267	20.040	149.144

**I.3. IMPOR MENURUT KOMODITI / IMPORT BY HS COMMODITY**  
**\*\*\*NOVEMBER / NOVEMBER 2009 \*\*\***

H S	Uraian Komoditi Commodity Description	Berat Bersih / Net Weight (Kg)		Nilai / Value C.I.F (US\$)	
		Bulan ini Current Month	Kumulatif Cum.Jan. to date	Bulan ini Current Month	Kumulatif Cum.Jan. to date
8476290000	Other automatic beverage-vendingmachines	19.660	198.654	162.330	2.285.843
8476810000	Other automatic goods-vending mach,incorporating heating/refrigerating	4.069	4.080	27.709	27.882
8476890000	Other automatic goods-vendingmachines	3.799	127.495	125.005	2.388.532
8476901000	Parts of automatic goods-vend machincorpor heating/refriger,elect.operat	137.024	921.298	1.282.932	11.324.206
8476909000	Parts of automatic goods-vendingmach	81.411	602.891	902.896	9.886.262
8477101000	Injection-moulding machines formoulding rubber	708.937	5.292.311	4.297.081	37.098.725
8477103100	P.v.c. injection moulding machine	378.930	4.206.840	1.236.519	16.924.990
8477103900	Other injection-moulding machinesfor moulding plastics	407.563	1.534.798	1.135.491	7.229.460
8477201000	Extruders for extruding rubber	7.620	286.172	49.152	2.002.762
8477202000	Extruders for extruding plastics	204.572	3.681.176	2.422.729	79.745.602
8477300000	Blow moulding machines	147.028	1.657.111	1.231.414	24.651.941
8477401000	Vacuum moulding & other thermo formingfor moulding/forming rubber	57.372	584.372	594.485	4.646.987
8477402000	Vacuum moulding & other thermo formingfor moulding/forming plastics	178.737	1.350.286	2.642.601	17.397.234
8477510000	Mach for mould/retread pneunt tyres,for moulding/othwise forming inner tub	83.246	1.660.296	343.005	14.716.124
8477591000	Other machine for moulding/otherwise-forming for rubber	74.327	621.514	212.004	4.335.056
8477592000	Other machine for moulding/otherwise-forming for plastics	4.200	138.094	18.132	338.424
8477801000	Other machinery for rubber,electrically operated	478.379	3.749.449	2.726.530	32.953.745
8477802000	Other mach for rubber,not electricallyoperated	199.558	1.617.362	710.519	21.053.894
8477803100	Lamination presses for the manufactrof PCB/PWBs	39.020	462.789	89.737	1.950.644
8477803900	Other machinery for plastics,electrically operated	27.781	234.599	148.626	2.110.178
8477804000	Other machinery for plastics, notelectrically operated	4.959	279.620	112.068	3.038.573
8477901000	Parts of electrically operatd mach forworking rubber/products from rubber	206.441	1.183.709	750.767	17.243.020
8477902000	Part of nonelectric opratd mach forworking rubb/fr the manuf product rubb	129.912	829.626	2.234.704	16.212.382
8477903200	Pars of lamination presses fr themanuf of PCB/PWBs	2.842	5.187	47.510	127.448
8477903900	Oth parts not in 8477.90.31-32	15.870	122.696	424.844	2.439.555
8477904000	Part of non elect.mach fr workig plast/manuf of prodct frm plastic material	24.386	600.075	399.898	5.061.311
8478101000	Machinery for preparing/making uptobacco, electrically operated	9.972	1.533.002	1.173.498	62.494.242
8478102000	Machinery for preparing/making uptobacco, not electrically operated	4.600	6.127	150.000	172.971
8478901000	Part of cigar/cigarette electricallyoperated mach	12.183	464.467	1.235.095	17.361.024
8478902000	Part of cigar/cigarette,nonelectrically operated mach	111	8.904	10.052	271.219
8479101000	Machinery fr public works,building/thelike electrically operated	157.250	1.262.164	504.697	7.300.459
8479102000	Machinery fr public works,building/thelike not electrically operated	30.132	66.143	584.577	964.744
8479201100	Machinery for making palm oilelectrically operated	753.605	12.317.647	3.483.427	45.645.185
8479201900	Machinery for preparing palm oilelectrically operated	45.908	3.253.097	458.193	11.503.939
8479202100	Machinery for making palm oil notelectrically operated	38.650	492.160	52.732	1.950.197
8479202900	Machinery forpreparing palm oil notelectrically operated	75.992	832.700	113.353	6.038.127
8479301000	Presses for the manufacture ofparticle board electrically operated	26.941	471.272	79.965	1.273.753
8479302000	Presses for the manufacture ofparticle board not electrically opertd	2	24.682	1.001	148.483
8479401000	Rope/cable making mach,electrically operated	62.647	416.493	936.920	3.391.718
8479402000	Rope/cable making mach, notelectrically operated	0	15.742	0	156.926
8479500000	Industrial robots, not elsewherespecified/included	17.512	161.714	935.284	5.555.389
8479600000	Evaporative air coolers	64.121	712.107	640.802	5.156.246
8479811000	Oth mach&mechanical appliance fortreating metal,electrically operated	162.766	1.812.433	3.257.126	38.122.812
8479812000	Oth mach&mechanical appliance fortreating mtl,nonelectrically operated	14.846	162.115	542.595	1.610.459
8479821000	Mixing,kneading,crush,grind,screen, &otherwise machine,electrically operated	1.449.571	4.446.111	9.182.402	41.246.157
8479822000	Mixing,kneading,crush,grind,screen, &otherwise machine,not elect operated	4.317	194.735	16.755	2.565.893
8479892000	Chemical vapour deposition app forflat panel display production	44.692	327.512	1.274.236	10.629.811
8479893000	Oth apparatus, electrically operated	43.706	1.995.978	1.047.649	37.120.452
8479894000	Oth apparatus,nonelectrically operated	95.005	1.432.352	2.069.358	23.097.413
8479902000	Part of goods of subheading8479.89.20	946	161.652	69.058	3.870.522
8479903000	Part of oth electrically operatedmachines	289.210	5.046.028	2.090.148	35.510.274
8479904000	Part of nonelectrically operatedmachines	51.880	415.014	1.075.519	8.734.701
8480100000	Moulding boxes for metal foundry	25.538	368.539	179.697	2.882.135
8480200000	Mould bases	191.812	1.478.704	1.805.679	10.710.100
8480301000	Moulding patterns, of copper	129	11.761	3.436	218.256
8480309000	Moulding patterns, of other material	144.795	1.882.617	1.011.151	17.610.013
8480410000	Moulds for metal/metal carbidesinjection/compression types	19.321	234.251	407.360	3.508.791
8480490000	Moulds for metal/metal carbides notinjection/compression types	113.817	1.093.205	1.279.745	15.031.618
8480500000	Moulds for glass	24.168	152.682	619.720	3.861.640
8480600000	Moulds for mineral materials	34.642	1.712.329	1.041.603	11.020.661
8480710000	Moulds for rubber,plastics, injection/compression type	224.221	3.922.349	3.189.305	64.320.807
8480790000	Mould for rubber,plastics, not injection, compression type	73.087	791.725	1.375.265	14.501.980
8481101100	Pres-reduce valve,iron/steel,manualoperate sluice,5 cm <=int dia <40cm	23.159	332.550	717.214	5.591.298
8481101900	Pres-reduce valve,iron/steel,automaticoperate sluice,5 cm<=int dia <40cm	96.452	1.979.324	612.986	18.197.897
8481102000	Pressure-reducing valves of copper/copper alloys	21.154	267.099	237.661	2.845.765
8481109000	Pressure-reducing valves not of iron/steel,not of oth metal,not of plastics	179.186	2.888.120	2.190.183	30.112.006
8481201000	Valve for pneumatic tran,manual operatesluice, 5 cm<=internal diameter<40cm	2.938	112.779	157.645	1.452.461
8481209000	Valves not of iron/steel, not of othmetal,not of plastics	85.489	901.238	1.363.191	17.387.332
8481301000	Cast iron valve of swing check-valvetype,40 <=inlets internal diamtr<600 mm	28.061	594.766	222.307	8.046.001
8481302000	Check (nonreturn) valve,copper/copperalloy, internal diameter < 25 mm	908	50.283	7.513	383.013
8481309000	Other check (nonreturn) valve	333.304	3.739.658	3.078.508	36.630.071
8481401000	Safety/relief valves of iron/steel	60.442	818.072	452.366	5.855.338



**I.3. IMPOR MENURUT KOMODITI / IMPORT BY HS COMMODITY**  
**\*\*\*NOVEMBER / NOVEMBER 2009 \*\*\***

H S	Uraian Komoditi Commodity Description	Berat Bersih / Net Weight (Kg)		Nilai / Value C.I.F (US\$)	
		Bulan ini Current Month	Kumulatif Cum.Jan. to date	Bulan ini Current Month	Kumulatif Cum.Jan. to date
8481409000	Oth safety/relief valves	259.307	3.289.776	3.200.709	41.904.407
8481801100	Valves fr inner tube of copper/copperalloys	160.199	1.480.587	1.048.768	11.411.213
8481801200	Valves for inner tubesof oth materials	3.033	205.102	46.620	3.559.941
8481801300	Valves for tubeless tyres of copper/copper alloys	2.240	30.241	13.962	212.015
8481801400	Valves for tubeless tyres of othmaterials	65.000	355.866	277.318	1.870.048
8481802100	Lpg cylinder valves having inlet &outlet internal diameters<=2.5cm	19.434	1.755.809	104.170	9.954.703
8481802200	Lpg cylinder valves having inlet &outlet internal diameters>2.5cm	1.790	28.061	1.480	128.999
8481803000	Cocks/valves,whether/not fitted withpiezo electric igniters for gas stove	62.664	1.380.970	264.164	7.467.055
8481804100	Soda water bottle valve;gas operat,of plastic, 1 cm < intern dia <= 2,5cm	129	4.960	1.493	18.693
8481804900	Oth soda water bottle valves;gas operatebeer dispensing units	5.228	716.677	123.369	4.098.852
8481805100	Mixing tapes and valves,of plastic,1 cm < internal diameter <= 2,5cm	35.635	222.761	61.710	314.214
8481805900	Others mixing tapes and valves	55.368	1.059.043	169.866	2.137.841
8481806100	Water pipeline valve,manual operatesluice,5cm<inlet/outlet int diamtr>=40cm	56.254	453.216	55.322	616.351
8481806200	Cast iron gate valve,inlet diamtr>=4cm &cast iron butterfly valve,inlet dia>=8cm	50.081	411.251	262.287	3.499.369
8481806300	Cast iron gate valve,inlet diamtr<4cm &cast iron butterfly valve,inlet dia <8cm	169.045	1.961.648	776.415	17.029.054
8481806400	Hog nipple waterer,of plastics,1 cm <=internal diameter < 2,5 cm	0	1.819	0	3.163
8481806500	Other hog nipple waterers	2.174	23.847	9.302	105.471
8481806600	Nipple joint valves,of plastics, 1 cm<=internal diameter < 2,5 cm	0	979	0	2.050
8481806700	Other nipple joint valves	28.751	222.662	193.722	1.294.422
8481807100	Ball valves,of plastics, 1 cm <=internaldiameter < 2,5 cm	30.422	491.803	100.241	12.570.996
8481807200	Other ball valves	193.100	4.015.002	1.601.158	58.367.031
8481807300	Gate valve,manual operate,of iron/steel,5cm<=inlet/outlet internal diamtr<40cm	268.627	2.386.249	1.945.796	10.505.461
8481807400	Gate valve,manual operate,of iron/steel,inlet/outlet internal diamtr < 40cm	12.188	533.552	436.067	4.727.537
8481807500	Manifold valves of plastics, 1 cm <=internal diameter < 2,5 cm	1.584	11.701	10.858	67.308
8481807600	Other manifold valves	81.114	1.611.538	783.939	11.682.163
8481808100	Pneumatic control valve,of plastics,1 cm <=internal diameter < 2,5 cm	565	8.763	24.550	1.934.038
8481808200	Other pneumatic controlled valve	9.381	144.699	1.151.261	5.823.927
8481808300	Oth valve of plastic,inlet diamtr>=1cm,outlet diamtr <= 2,5 cm	5.552	12.298	20.464	78.744
8481808400	Oth valve of plastic,inlet diamtr>=1cm,outlet diamtr > 2,5 cm	15	1.755	3.009	121.935
8481808500	Oth valve of plastic,with other size ofinlet/outlet diameter	36.869	625.366	440.389	7.008.104
8481808600	Other valve of stainless steel/nickle,manual operate,weighting < 3 kg	98.609	794.763	459.081	4.774.538
8481809100	Ball valves	264.824	765.632	838.304	4.506.681
8481809900	Other valves and similar appliances forpipes	808.123	7.864.860	21.772.650	160.910.753
8481901000	Parts of housing for sluice/gate valves	12.678	131.319	127.388	2.076.278
8481902100	Bodies, for water taps	2.483	78.834	7.288	269.900
8481902300	Others bodies for taps, cocks, valves,and similar appliances	20.485	169.826	35.345	1.071.093
8481902900	Others parts for taps, cocks, valves, &similar appliance of int. dimtr =< 25mm	76.016	750.118	1.363.875	10.304.056
8481903000	Valve bodies/stems of inner tube/tubeless tyres valves	53.896	480.985	885.787	5.432.454
8481904000	Valve cores of inner tube valves/tubeless tyres valves	9.603	96.469	110.928	815.949
8481909000	Others parts for taps, cocks, valves,and similar appliances	157.934	2.457.133	2.724.607	34.284.049
8482100000	Ball bearings	1.224.570	10.871.197	11.181.945	106.633.359
8482200000	Tapered roller bearings,includingcone&tapered roller assemblies	143.118	1.678.084	1.618.183	18.911.433
8482300000	Spherical roller bearings	177.552	1.613.265	1.093.857	8.202.950
8482400000	Needle roller bearings	31.790	381.146	722.387	8.626.017
8482500000	Oth cylindrical roller bearings	151.739	1.393.939	1.360.168	15.470.559
8482800000	Oth,including combined ball/rollerbearings	805.739	7.306.163	6.193.579	49.929.315
8482910000	Balls, needles and rollers	86.788	972.978	753.997	7.622.559
8482990000	Other parts of ball and roller bearings	464.527	3.703.627	3.824.255	23.010.152
8483101000	Transmission shafts for earth movingmachinery	73.836	561.543	621.666	7.145.700
8483102100	Transmissi shafts for enginesf veniclehead 87.01exc 8701.10/8701.90	32.379	234.536	322.840	1.933.291
8483102200	Transmission shafts for engines ofvehicles of subhead 8701.10/8701.90	326	39.576	15.125	597.316
8483102300	Transmission shafts for engines ofvehicles of heading 87.11	251.675	2.137.974	3.208.261	35.634.521
8483102400	Transmission shafts for engines ofoth vehicles of chapter 87	1.352.969	13.906.975	11.333.595	101.965.280
8483103100	Transmission shafts for marine propul-sion engines of an output<=22.38 kw	295	9.385	5.923	42.255
8483103900	Transmission shafts for marine propul-sion engines of an output>22.38 kw	135.375	888.335	3.662.549	13.287.007
8483109000	Oth transmission shafts	672.629	5.595.458	8.290.658	70.815.170
8483201000	Bearing housing incorporating forearth moving machinery	21.570	333.034	204.279	1.535.481
8483209000	Bearing housing incorporating not forearth moving machinery&motor vehicle	151.306	1.390.415	540.665	5.732.946
8483301000	Bearing housing not incorporating forearth moving machinery	44.779	370.680	516.660	4.062.458
8483309000	Bearing housing not incorporat not forearth moving machinery&motor vehicle	169.018	2.875.620	1.535.739	18.111.734
8483401100	Gear&gearing for engines of vehiclesof head 87.01exc subhead 8701.10/90	21.618	312.372	579.375	3.452.153
8483401300	Gear&gearing for engines of vehiclesof heading 87.11	183.051	1.938.206	2.198.805	29.935.104
8483401400	Gear&gearing for engines of othvehicles of chapter 87	434.818	4.062.347	6.310.197	49.537.645
8483402100	Gear&gearing for marine propulsionengines of an output<=22.38 kw	8.379	224.500	155.082	2.867.818
8483402900	Gear&gearing for marine propulsionengines of an output>22.38 kw	295.717	2.938.562	2.811.199	24.868.354
8483403000	Gear&gearing for the engines of earthmoving machinery	136.914	960.478	2.100.121	16.057.365
8483409000	Gears and gearing for oth engines	564.294	6.757.341	5.300.825	63.860.109
8483500000	Flywheels&pulleys,including pulleyblocks	397.086	4.409.850	2.798.812	29.679.604
8483600000	Clutches&shaft couplings(includinguniversal joint)	461.962	4.803.394	5.561.325	53.919.343
8483901100	Parts of 8783.10 for pedestrian controlltractors of subheading 8701.10	7.928	411.613	16.673	3.762.462
8483901300	Parts of 8783.10 for oth tractors ofheading 87.01	22.373	65.306	472.070	1.592.017
8483901400	Parts of 8783.10 for goods of heading87.11	34.869	546.724	235.358	8.982.481

**I.3. IMPOR MENURUT KOMODITI / IMPORT BY HS COMMODITY**  
**\*\*\*NOVEMBER / NOVEMBER 2009 \*\*\***

H S	Uraian Komoditi Commodity Description	Berat Bersih / Net Weight (Kg)		Nilai / Value C.I.F (US\$)	
		Bulan ini Current Month	Kumulatif Cum.Jan. to date	Bulan ini Current Month	Kumulatif Cum.Jan. to date
8483901500	Parts of 8783.10 for oth goods ofchapter 87	61.719	533.234	863.522	8.760.842
8483901900	Parts of 8783.10 for oth	33.329	408.300	226.283	3.413.473
8483909100	Oth toothed wheels for pedestriancontrolled tractors of subhead8701.10	4	1.051	1.464	19.668
8483909300	Oth toothed wheels for oth tractors ofheading 87.01	0	861	0	20.553
8483909400	Oth toothed wheels for goods ofheading 87.11	95.009	874.460	1.274.094	9.417.383
8483909500	Oth toothed wheels for oth goods ofchapter 87	63.080	853.534	982.069	10.764.192
8483909900	Oth toothed wheels for others	137.907	1.450.154	971.588	9.851.421
8484100000	Gaskets&similar joint metal sheetingcomb with oth material/2 more lays	247.847	2.728.532	3.740.478	43.085.060
8484200000	Mechanical seal	40.418	406.505	825.641	9.320.952
8484900000	Sets/assortments of gaskets&similarjoints	262.406	1.628.219	5.014.321	32.090.149
8486101000	Apparatus for rapid heating ofsemiconductor wafers	56	229	15.079	22.094
8486102000	Spin dryers for semiconductor waferprocessing	0	3.064	0	253.355
8486103000	Machines for produc semiconductor waferby removal of material,laser/photon bea	65	128	17.867	38.550
8486104000	Mach., app for sawing monocrystal semi-cond. boules into slice, wafer into chip	0	5.123	0	486.862
8486105000	Grinding, polishing,lapping machines forproces. of semiconductor wafers	27	102.992	2.983	814.407
8486106000	Apparatus for growing/pullingmonocrystal semiconductor boules	0	3.995	0	46.105
8486109000	Oth machines&apparatus for the manufactof boules/wafers	20.383	47.559	36.309	1.020.789
8486201100	Chemical vapour deposition app. forseiconductor production	23	16.834	150	55.743
8486201200	Epitaxial deposition mach., spinners forcoating photograph emulsi on semiconduc	0	36.840	0	471.730
8486201300	Physical deposition app. by sputteringon semicond wafer, for semicond product	0	112	0	2.566
8486201900	Other film formation equipment	0	1.828	0	44.429
8486202100	Ion implanters for doping semiconductormaterials	31	31	1.495	1.495
8486202900	Other doping equipment	67	76	121.052	121.542
8486203100	Deflash mach, spraying appliance foretching,stripping,cleaning semicon wafer	0	4.489	0	115.929
8486203200	Equipment for dry-etching patterns onsemiconductor materials	0	2	0	18
8486203300	App for wet etching, developing,stripping,cleaning semiconductor wafers	0	3.115	0	24.521
8486203900	Other etching and stripping equipment	166	3.707	3.181	162.090
8486204900	Other lithography equipment	48.920	48.965	395.243	398.479
8486205100	Dicing machines for scribing/scoringsemiconductor wafers	92	9.070	16.686	39.107
8486205900	Other equipment for developing exposedwafers	288	550	7.291	16.758
8486209100	Lasercutters for cut contact. tracks inseiconductor production by laser beam	200	5.616	3.100	154.180
8486209200	Mach. for bend, fold and straighteningsemiconductor leads	329	9.618	11.663	205.677
8486209300	Resistance heated furnaces, ovens forthe manufact of semicon device/on wafer	1.608	2.798	28.628	58.457
8486209400	Inductance/dielectric furnace, oven forthe manufact of semicon device/on wafer	0	71	0	7.915
8486209900	Other mach. & apprts for the mnfact ofsemicon. devices/of elect integ. circuit	128	18.046	3.338	154.547
8486301000	App. for dry etch pattern on flat paneldisplay substrates	0	3.273	0	36.933
8486303000	Chemical vapour deposition app.to prodspinners for coat,physic depo.flat panel	0	7	0	58.842
8486309000	Othetr mach. and app. for the manufactof flat panel displays	0	2.379	0	145.111
8486401000	Focused ion beam milling mach to prodce,repair mask,reticle for pattern s-device	0	5.653	0	375.770
8486402000	Die attach app, auto-tape/wire bonders,auto-mach.trans/handle/storage,wafer box	5.190	59.668	250.520	3.945.094
8486403000	Moulds for manufact. of semiconductordevices	8	11.576	5.678	102.198
8486404000	Optical stereoscopic microscopes withequip. design to handle of s-wafer/rtcle	200	329	2.502	14.551
8486405000	Photomicrographic microscope with equipdesign to handle of s-wafer/recticle	13	84	634	9.401
8486406000	Electron beam microscopes with equipdesign to handle of s-wafer/recticle	0	1	0	102
8486407000	Pattern generating app for produce mask/rtcle from photoresist coated substrate	0	273	0	34.365
8486409000	Other machines and apparatus specifiedin note 9(c) to this chapter	1.792	2.154	130.319	146.129
8486901100	Parts and accessories of app for rapidheating of semicondicator wafer	138	8.860	6.076	487.101
8486901200	Parts & accessories of spin dryers forseiconductor wafer prosesing	1	331	17	26.276
8486901300	Parts&accessories of mach. for prod.semicon wafers by removal/laser/photon bea	101	13.737	2.050	232.189
8486901400	Tool holders&self-open diehead, of machfor sawing s-boul to slice/wafer to chip	16	352	1.007	77.761
8486901500	Oth parts, access.of mach. for sawingm-crystal s-boule to slice/wafer to chip	90	14.743	2.400	459.856
8486901600	Parts & access.of grind, polish, lapmach for processing of semicon. wafers	282	8.581	4.519	146.136
8486901900	Oth parts, access.of mach. and app.for the manufact. of boules/wafers	146	8.300	7.328	227.776
8486902200	Parts & access. of epitaxial depo. mach,spinner for coat photo. emuls on s-wafer	0	7.429	0	17.742
8486902300	Parts & access. of ion implanter fordoping of app for physical depo, sputter	0	574	0	11.505
8486902400	Tool holder/self-open diehead; of sprayfor etch,strip s-wafer,dry-etch pattern	4	4	384	384
8486902500	Oth parts & access. of spray for etch,strip,clea,dev s-wafer,dry-etch pattern	161	1.027.887	5.219	1.887.997
8486902600	Tool holder/self-open diehead,of dicingmach laser cutters,fold,strighn s-lead	682	2.630	65.124	186.838
8486902700	Other part and accessories of dicingmach laser cutters,fold,strighn s-lead	128	2.282	1.739	143.086
8486902800	Part & access of resist heated, induct,dielectric furnaces/oven mnfact s-wafer	0	12.654	0	173.257
8486902900	Oth part & acces of mach & app.for mnfactof s-devices/of elect. integr-circuits	26	1.309	34.344	148.254
8486903100	Part & access of app for dry etchingpattern of flat panel display substrates	0	2	0	201
8486903200	Tool holder/self-open dieheads,of app.wet etch patterns on flat panel display	0	445	0	1.348
8486903300	Oth. part&access of app for wet etchingdevelope, strip/clean flat panel display	3.187	7.451	3.201	212.034
8486903400	Part & access of chemical vapour deposition for flat panel display production	115.200	115.200	231.500	231.500
8486903500	Part & access of spinners for coat.photoemuls/app.phys depo on flatpanel display	0	30	0	360
8486903900	Oth part & access of mach and apparatusfor the manufact. of flat panel displays	1.213	7.781	1.021	91.792
8486904100	Part & acces of focused ion beam millingmach to produce, repair mask, reticle	103	46.203	1.116	194.268
8486904200	Part&acces of die attach app, auto-tape/wire bonder, encapsul equip for assembl	378	16.363	11.297	422.264
8486904300	Part&acces of auto-mach transport, handlstorage of s-conductors, wafer casse/bc	1.306	2.469	36.306	72.356
8486904400	Part&acc of optic stereoscop microscopewith equip to hndle/tran of s-wafer/rtcl	13	666	610	48.187
8486904900	Part and acces of other mach & appspecified in note 9(c) to this chapter	4.190	45.010	42.467	739.019

**I.3. IMPOR MENURUT KOMODITI / IMPORT BY HS COMMODITY**  
**\*\*\*NOVEMBER / NOVEMBER 2009 \*\*\***

H S	Uraian Komoditi Commodity Description	Berat Bersih / Net Weight (Kg)		Nilai / Value C.I.F (US\$)	
		Bulan ini Current Month	Kumulatif Cum.Jan. to date	Bulan ini Current Month	Kumulatif Cum.Jan. to date
8487100000	Ships/boats propellers and blades	323.537	2.315.598	2.122.369	21.030.187
8487900010	Oil seal rings	166.316	1.251.895	2.059.666	13.262.264
8487900090	Oth mach. parts, not cont. electric con-necter,insulator,coil, oth elec.features	113.860	1.576.712	1.356.810	17.028.524
8501101100	Stepper dc motors of an output =<37.5w	202.446	436.476	838.207	9.369.689
8501101200	Spindle dc motors of an output =<37.5w	6.490	161.132	513.022	6.848.619
8501101900	Others dc motors of an output =<37.5w	240.444	2.200.554	2.260.754	20.081.585
8501109100	Stepper universal (AC/DC) motors ofan output =<37.5w	693	25.313	43.277	825.113
8501109200	Spindle universal (AC/DC) motors ofan output =<37.5w	1.396	64.378	27.229	2.414.836
8501109900	Others universal (AC/DC) motors ofan output =<37.5w	213.849	2.129.012	1.349.289	15.282.724
8501201100	Universal (AC/DC) motors ofan output >746 w and < 1 kw	5.212	56.254	60.318	408.420
8501201900	Universal (AC/DC) motors ofanoutput >37.5 w and <= 746 w	377.734	2.799.467	761.620	6.580.359
8501202000	Universal (AC/DC) motors ofan output>1 kw	45.145	279.949	486.158	1.712.129
8501311000	Dc motors an output =< 750 w	309.724	2.671.225	2.208.738	23.039.350
8501312000	Dc generators an output =< 750 w	111.234	1.210.698	1.119.541	14.642.785
8501320000	Dc motors/dc generator an output > 750wand <= 75 kw	172.791	1.395.448	765.642	3.653.307
8501330000	Dc motors/dc generator an output >75 kwand <= 375 kw	117.478	604.659	659.282	2.792.237
8501340000	Dc motors/dc generator an output > 375kw	39.762	433.728	199.477	6.057.862
8501401000	Oth AC motors, single-phase of anoutput <=1kw	375.740	3.439.578	776.771	7.391.587
8501402000	Oth AC motors, single-phase of anoutput >1kw	44.197	1.340.850	110.094	3.698.246
8501510000	Oth AC motors, multi-phase of anoutput <=750 w	326.806	2.709.156	1.388.418	10.312.556
8501521000	Oth AC motors, multi-phase of an output> 750w and <=1kw	31.393	510.419	256.822	2.744.118
8501522000	Oth AC motors, multi-phase of an output> 1 kw and <= 37.5 kw	531.239	4.718.742	1.308.009	12.264.007
8501523000	Oth AC motors, multi-phase of an output> 37.5 kw and <= 750 kw	225.853	1.387.634	918.803	6.031.959
8501530000	Oth AC motors,multi-phase of anoutput >75kw	466.513	1.587.057	10.709.811	19.095.068
8501611000	AC generator of an output <=12.5 kva	360.799	2.350.163	859.770	4.251.235
8501612000	AC generator of an output > 12.5 kva &<=75kva	169.776	1.820.020	1.498.986	7.998.994
8501621000	AC generator of an output > 75 kva &<= 150 kva	121.662	368.232	809.738	1.341.015
8501629000	AC generator of an output > 150 kva &<= 375 kva	4.656	200.138	18.168	432.248
8501630000	AC generator of an output > 375 kva &<=750kva	10.492	761.852	20.142	19.739.230
8501640000	AC generator of an output > 750 kva	176.627	2.297.496	1.341.684	51.167.994
8502110000	Generat sets with compression ignitioninter combus piston output <=75 kva	1.111.692	7.206.134	3.313.310	24.722.733
8502121000	Generating sets with spark-ignit interncombust pist output >75kva & <=125kva	52.692	2.062.494	520.951	3.589.358
8502129000	Generating sets with spark-ignit interncombust pist output >125kva & <=375kva	388.448	2.363.143	1.752.665	10.042.867
8502131000	Generating sets with spark-ignit interncombust pist output > 12500 kva	0	3.693.763	0	61.786.486
8502139000	Generating sets with spark-ignit interncombust pist output >375kva & <=12500 kva	461.738	5.653.068	5.678.560	71.863.210
8502201000	Generating sets with spark-ignit interncombust piston output <=75 kva	1.687.384	8.069.233	2.805.434	12.656.132
8502202000	Generating sets with spark-ignit interncombust piston output >75kva & <=100kva	322.959	2.302.512	471.369	2.901.149
8502203000	Generat sets with spark-ignition intrncombust piston outp>100kva & <=10000kva	49.903	1.565.814	87.899	35.353.862
8502204100	Generating sets with spark-ignit interncombust piston output >12500 kva	0	63.015	0	999.373
8502204900	Generating sets with spark-ignit interncombust piston output>10000kva & <=12500kv	398.324	2.458.267	597.652	4.921.985
8502311000	Oth generating sets wind-poweredof an output <=10,000 kva	0	6.113	0	53.356
8502319000	Oth generating sets wind-poweredof an output >10,000 kva	230	230	3.370	3.370
8502391000	Oth generating sets not wind-poweredof an output <=10 kva	16.102	467.317	16.321	1.098.047
8502392000	Oth generating sets not wind-poweredof an 10 kva<output<=10,000 kva	44.061	265.170	522.949	3.586.476
8502393900	Oth generating sets not wind-powered ofan output > 10,000 kva & <=12,500 kva	56.565	717.496	628.585	9.855.483
8502400000	Electric rotary converters	8.534	164.663	60.319	914.296
8503001100	Stators for ceiling fans for generatorsof an output <= 10000 kw	85.552	661.122	1.227.582	12.497.961
8503001200	Parts of motors for generators ofan output <=1.5 kw & >75kw	15.533	82.539	52.585	592.612
8503001300	Parts of motors for generators ofan output >1.5 kw & <=75kw	5.047	143.419	43.226	802.612
8503009000	Parts of motors for generators ofan output >75 kw & <= 10000 kw	613.704	8.932.996	6.726.195	105.825.070
8504100000	Ballasts, for discharge lamps/tubes	317.283	2.782.287	1.372.360	13.372.911
8504211000	Step-voltage regulators;instrumenttransformer with a power handl cap<=5kva	4.168	159.148	63.024	1.260.366
8504219100	Liquid dielect transformer with handlingcap>5kva & <=10kva, side voltage>=66 kv	1.706	349.449	46.532	4.740.885
8504219900	Liquid dielect transformer with handlingcap>5kva & <=10kva, side voltage <66 kv	23.315	446.289	529.368	9.295.432
8504221100	Step-voltage regulator, side voltage>=66kv & handling cap>650kva & <=10000kva	36	9.929	8.732	65.061
8504221900	Step-voltage regulator of a high sidevoltage of <66,000 volts	5.892	105.514	46.478	810.753
8504229100	Liquid dielect transformer, side voltage>=66 kv, handl cap >650 kva & <=10000kv	0	394	0	30.984
8504229900	Liquid dielect transformer, side voltage< 66 kv, handl cap >650 kva & <=10000kv	113.333	222.529	617.644	2.081.502
8504231000	Liquid dielectric transformers, powerhandl cap > 10000kva & <= 15000kva	0	69.726	0	841.541
8504232100	Liquid dielectric transformers, powerhandl cap > 15000kva & <= 20000kva	0	274.235	0	4.485.786
8504232900	Liquid dielectric transformers, powerhandl cap > 20000kva	257.306	2.690.077	1.360.675	31.257.458
8504311000	Instrum. potential transformer, powerhandling capacity <= 1 kva	28.799	140.797	366.269	2.222.420
8504312000	Instrum. current tranformer with powerhandling capacity <= 1 kva	79.949	778.145	1.221.084	10.008.374
8504313000	Flyback transformer, power handlingcapacity < 1 kva	74.699	554.063	458.768	3.649.450
8504314000	Intermediate frequency transformer,power handling capacity <= 1 kva	15.093	91.908	375.672	2.369.828
8504315000	Step up/down transformer,slide regulatorhandling capacity <= 1 kva	148.698	1.869.414	947.206	8.383.813
8504319000	Oth transformer having power handlingcapacity <= 1kva	169.927	2.121.453	2.114.598	27.398.386
8504321100	Matching transformers, power handlingcapacity > 1 kva and <= 5 kva	5.679	67.773	72.956	715.705
8504321900	Oth instrument transformator, powerhandling capacity > 1 kva and <= 5 kva	2.202	50.970	17.904	447.714
8504322000	Instrmt used with toys,scale modelsor similar recreational models	32	9.593	304	44.383
8504323000	Oth transformer, high frequency, powerhandling capacity > 1 kva and <= 5 kva	118	7.238	5.576	75.009
8504324100	Matching transformers, power handlingcapacity > 5 kva and <= 10 kva	232	1.488	6.193	21.468

**I.3. IMPOR MENURUT KOMODITI / IMPORT BY HS COMMODITY**  
**\*\*\*NOVEMBER / NOVEMBER 2009 \*\*\***

H S	Uraian Komoditi Commodity Description	Berat Bersih / Net Weight (Kg)		Nilai / Value C.I.F (US\$)	
		Bulan ini Current Month	Kumulatif Cum.Jan. to date	Bulan ini Current Month	Kumulatif Cum.Jan. to date
8504324900	Oth instrument transformer, powercapacity > 5 kva and <= 10 kva	0	3.341	0	85.161
8504325100	Matching transformers, power handlingcapacity > 10 kva and <= 16 kva	6.860	12.791	87.678	177.312
8504325900	Oth instrument transformer, powercapacity > 10 kva and <= 16 kva	9.080	103.263	91.048	934.353
8504331100	Matching transform.side voltage >= 66kv& power cap. > 16 kva and <= 500 kva	1.390	6.221	141.425	362.584
8504331900	Oth instrum transform.side voltage>=66kv& power cap. > 16 kva and <= 500 kva	1.583	49.450	32.950	876.168
8504339100	Matching transform. side voltage < 66kv& power cap. > 16 kva and <= 500 kva	339	3.744	2.976	67.807
8504339900	Oth instrum transform. side voltage<66kv& power cap. > 16 kva and <= 500 kva	12.002	292.715	166.736	4.009.436
8504341100	Matching transform.side voltage >=66kv &power cap >10000 kva & <=15000 kva	0	16.413	0	80.860
8504341200	Oth instrum transform.side voltage>=66kvpower cap >10000 kva & <=15000 kva	48	68.912	60	565.682
8504341300	Matching transform.side voltage < 66kv &power cap >10000 kva & <=15000 kva	0	680	0	22.062
8504341400	Oth instrum transform. side voltage<66kvpower cap >10000 kva & <=15000 kva	0	87.731	0	1.248.656
8504342100	Matching transform. having a powerhandling capacity >15000 kva	6.852	9.255	77.704	81.365
8504342900	Oth instrument transform. with powerhandling capacity >15000 kva	391.690	1.395.401	739.822	8.383.043
8504401100	Uninterrupted power supplies (ups)	421.490	4.973.977	2.801.684	39.788.688
8504401900	Other static converter for automaticdata processing machines	70.615	947.996	2.063.840	46.169.164
8504402000	Battery chargers having a rating>100 kva	34.436	401.606	230.947	3.139.387
8504403000	Other rectifiers	32.098	396.685	843.757	12.802.782
8504404000	Inverters	26.291	378.957	609.572	11.420.256
8504409000	Other static converter	229.198	3.864.804	1.570.884	26.663.404
8504501000	Inductors for power supply for automaticdata process mach&unit thrf,telecom app	28.810	543.463	1.101.923	25.727.115
8504502000	Chip type fixed inductors	17.755	176.335	704.804	6.581.861
8504509100	Other inductors, with power handlingcapacity > 2500 kva and <= 10000 kva	3.331	82.242	345.152	5.242.926
8504509200	Other inductors having a power handlingcapacity > 10000 kva	1.377	33.747	38.488	809.191
8504901000	Parts of goods of subheading 8504.10	665	25.912	18.076	399.250
8504902000	Parts of printed circuit assmb good sub8504.40.11,8504.40.19,8504.50.11	2.137	32.514	367.700	1.322.612
8504903100	Radiator panel,flat tube radiator assembfor distrib&power transformer <=10000kva	2.728	220.530	47.427	5.798.899
8504903900	Oth part of electrical transformers ofa capacity <= 10,000 kva	242.411	1.985.191	1.246.544	18.798.327
8504904100	Radiator panel,flat tube radiator assembfor distrib&power transformer >10000 kva	11.284	72.184	28.786	216.092
8504904900	Oth part of electrical transformers ofa capacity > 10,000 kva	29.388	171.113	36.539	3.419.529
8504905000	Other, for inductors of capacity<= 2500 kva	24.582	29.685	20.997	210.840
8504906000	Other, for inductors of capacity> 2500 kva	16	1.723	497	167.021
8504909000	Parts of goods of heading 8504 oth thansubheading 8504.10.	288.082	2.050.339	1.245.575	13.821.010
8505110000	Permanent magnet of metal	88.692	870.936	775.772	7.532.642
8505190000	Permanent magnet not of metal	342.019	3.534.566	4.280.605	43.835.513
8505200000	Electro magnetic couplings, clutchesand brakes	48.558	475.882	564.424	4.515.123
8505901000	Electro magnetic/permanent magnetchucks,clamps&similar holdg devices	7.441	246.152	133.989	4.643.120
8505902000	Parts of goods of subheading 8505.20	33.564	136.036	369.333	1.820.474
8505909000	Oth non-permanent magnet	147.682	1.108.066	1.533.124	11.628.154
8506101000	Manganese dioxide having external volume<=300 cm of primary cell/batteries	77.922	512.422	461.775	3.693.574
8506109000	Manganese dioxide having external volume> 300 cm of primary cell/batteries	38.220	893.482	445.929	5.603.916
8506300000	Mercuric oxide of primary cell/batteries	16	2.187	353	89.639
8506400000	Silver oxide of primary cell/batteries	0	1.737	0	7.594
8506500000	Lithium of primary cell/batteries	61.230	526.581	3.084.874	13.439.173
8506600000	Air-zinc of primary cell/batteries	537	2.836	8.988	25.566
8506801000	Zinc carbon, having an external volume<=300 cm of primary cell/batteries	6.607	91.163	35.825	477.754
8506802000	Zinc carbon, having an external volume> 300 cm of primary cell/batteries	800	21.234	6.120	122.587
8506809000	Other primary cell/batteries	549.810	3.336.855	2.396.695	45.999.850
8506900000	Parts of primary cells/batteries	75.389	1.611.383	543.762	26.597.936
8507101000	Lead-acid, for starting piston engineof a kind used for aircraft	39	105.101	653	434.988
8507109000	Lead-acid, for starting piston engineof a kind used not for aircraft	391.664	3.889.206	1.521.589	11.419.539
8507201000	Oth lead-acid accumulator of a kindused for aircraft	0	6.702	0	50.830
8507209000	Oth lead-acid accumulator of a kindused not for aircraft	952.016	8.723.738	3.610.921	31.560.365
8507300000	Nickel-cadmium of electric accumulatorsincluding separator therefor	16.547	303.300	109.080	9.926.496
8507400000	Nickel-iron of electric accumulatorsincluding separator therefor	0	816	0	10.046
8507801100	Lithium ion accumulators of a kind usedfor laptop (incl. notebook, subnotebook)	71	19.467	7.968	292.687
8507801900	Other lithium ion accumulators	15.231	114.484	74.663	5.418.461
8507802000	Oth accumulator of a kind used foraircraft	0	127	0	7.357
8507809000	Other accumulator	428.612	2.040.658	10.281.028	28.110.324
8507901100	Plate of goods of subheading 85.07.908507.10	16	257	128	43.900
8507901200	Plate of a kind used for aircraft	0	10.137	0	38.012
8507901900	Plates for other accumulators	11.430	100.013	32.325	377.445
8507909100	Other parts of a kind used for aircraft	0	2.382	0	26.448
8507909200	Battery separators in sheets, rolls/cutto size of materials oth than PVC	39.904	473.561	288.710	2.397.039
8507909300	Part of goods of subheading 8507.10.90	17.853	212.361	85.920	1.100.809
8507909900	Part of good of heading 8507.10 oth thansubheading 8504.10.90	89.587	418.196	1.714.711	10.289.906
8508110000	Vacuum cleaner with self-contained electa power < 1,500 w & a dust bag < 20 l	48.523	417.993	365.476	3.059.292
8508190000	Oth vacuum cleaners with self-containedelectric	29.137	271.416	126.695	1.415.964
8508600000	Other vacuum cleaners	32.070	260.857	199.548	1.817.222
8508700010	Part of vacuum cleaner for domestic use	5.608	49.472	60.991	582.773
8508700090	Part of vacuum cleaner other thandomestic use	1.396	740.608	20.108	2.522.439
8509400000	Food grinder&mixer,fruit/vegetable juiceextract with self-contained elect motor	330.210	2.624.740	1.640.178	12.077.151
8509801000	Floor polishers with self-containedelectric motor	3.070	110.988	36.909	452.337

**I.3. IMPOR MENURUT KOMODITI / IMPORT BY HS COMMODITY**  
**\*\*\*NOVEMBER / NOVEMBER 2009 \*\*\***

H S	Uraian Komoditi Commodity Description	Berat Bersih / Net Weight (Kg)		Nilai / Value C.I.F (US\$)	
		Bulan ini Current Month	Kumulatif Cum.Jan. to date	Bulan ini Current Month	Kumulatif Cum.Jan. to date
8509809000	Oth electro-mechanic domestic applianceswith self-contained electric motor	33.297	300.493	171.156	2.472.316
8509901000	Part of goods of subheading 8509.80.10	572	6.640	8.276	33.371
8509902000	Part of goods of subheading 8509.40.10or 8509.80.90	131.062	2.736.987	460.480	3.670.856
8510100000	Shavers, with self-contained electricmotor	3.148	112.508	22.730	690.715
8510200000	Hair clippers, with self-containedelectric motor	2.538	36.042	7.080	210.159
8510300000	Hair-removing appliances,with self-contained electric motor	18	930	445	13.123
8510900000	Parts of shavers, with self-containedelectric motor	10.671	104.412	132.395	2.254.914
8511101000	Sparking plugs suitable for aircraftengines	7	9.017	7.344	473.690
8511109000	Other sparking plugs	65.909	1.115.332	333.257	8.317.305
8511200000	Ignition magnetos, magneto-dynamos,magnetic flywheels	46.235	590.442	442.381	4.280.342
8511302000	Unassembled distributors/ignition coilexcluding those for aircraft engines	17.425	102.009	195.257	1.936.991
8511309000	Other distributors; ignition coils	203.836	1.798.064	3.173.361	25.610.587
8511401000	Starter motors & dual purpose starter-generators for aircraft engines	51	14.159	18.859	2.432.094
8511402000	Other unassembled starter motors	12.022	124.571	121.383	1.201.160
8511403000	Starter motors for vehicles of heading87.01 to 87.05	150.966	1.716.134	1.562.078	13.681.661
8511409000	Other starter motor	184.639	1.876.583	2.925.209	31.922.199
8511501000	Other generator suitable for aircraftengines	31	1.623	42.269	109.780
8511502000	Other unassembled alternators	494	6.124	6.630	85.308
8511503000	Oth alternators for vehicles of heading87.01 to 87.05	238.702	2.463.518	2.752.524	22.922.203
8511509000	Other generators	212.573	1.623.635	1.978.727	11.456.951
8511800000	Other equipment of electrical ignitionor internal combustion engines	23.093	323.037	301.370	3.052.869
8511900010	Parts of goods for aircraft engines	3.929	9.238	342.821	706.692
8511900091	Contact points	10.651	135.852	192.743	2.514.607
8511900099	Other parts of electrical ignition/internal combustion engines	324.005	3.534.465	4.115.932	47.103.971
8512100000	Lighting/visual signalling equipmentof a kind used on bicycles	36.408	345.830	73.394	709.322
8512201000	Lighting/visual signalling equipmentfor motor cars, assembled	364.953	4.626.889	6.119.207	54.311.905
8512202000	Unassembled lighting/visual signallingequipment	4.594	59.583	43.828	431.841
8512209000	Other lighting/visual signallingequipment	168.898	1.031.398	802.049	7.169.286
8512301000	Horns and serenes, assembled	39.521	528.967	226.800	2.183.695
8512302000	Unassembled sound signalling equipment	24	11.916	750	69.742
8512309000	Other sound signalling equipment :	63.221	347.678	520.026	2.591.056
8512400000	Windscreen wiper, defroster & demisters	52.431	518.551	615.717	5.094.788
8512901000	Parts of goods of subheading 8512.10	1.504	80.523	12.902	692.248
8512902000	Parts of goods of subheading 8512.208512.30,/8512.40	175.502	1.767.956	2.623.967	21.436.397
8513101000	Miners helmet lamps	297	12.875	13.152	548.868
8513102000	Quarrymens lamps	0	43.677	0	79.343
8513109000	Other portable electric lamps	323.215	2.746.889	876.587	9.843.424
8513903000	Parts of reflectors for flashlights;plastic switch	4.229	174.793	29.345	348.878
8513909000	Oth part of portable elect lamp designedto fuct by their own source of energy	72.065	1.165.254	181.742	3.306.917
8514100000	Resistance heated furnaces and ovens	26.383	355.003	443.679	6.473.714
8514202000	Oth furnace/oven function by inductionmanufact. of PCB/printed wiring board	0	101.436	0	20.830
8514209000	Oth furnaces/oven function by inductionor dielectric loss	5.850	297.998	48.290	2.379.348
8514302000	Oth elect furnace/oven for the manufactof PCB/printed wiring board	5.283	9.129	21.105	89.108
8514309000	Other furnaces and ovens	38.549	606.550	389.759	5.620.968
8514400000	Oth equipment for the heat treatment ofmaterials by induction/dielectric loss	16.147	110.199	383.023	2.192.696
8514902000	Part of industrial/laboratory electricfurnaces/oven for manufact.of PCB/PWB	55.727	94.461	499.695	1.191.685
8514909000	Other parts of furnaces and ovens	26.187	1.820.035	650.541	6.593.724
8515110000	Soldering irons and guns	35.060	410.849	112.746	3.003.660
8515191000	Mach and app for soldering componenton PCB/printed wiring boards	2.369	66.113	32.477	714.408
8515199000	Other brazing/soldering machines andapparatus	9.252	197.748	126.286	2.386.461
8515210000	Mach and app for resistance welding ofmetal fully/partly automatic	27.252	178.541	113.792	1.764.033
8515290000	Mach and app for resistance welding ofmetal non-automatic	65.791	817.214	357.352	3.670.778
8515310000	Mach and app for arc welding of metalfully/partly automatic	58.366	678.983	441.833	10.617.353
8515391000	AC arc welders, transformer type non-automatic	22.405	379.882	744.229	2.629.132
8515399000	Mach and app for arc welding of metalnon-automatic	87.862	1.375.266	561.879	9.967.590
8515801000	Electric mach & app for hot spraying ofmetals/sintered metal	551	5.110	14.796	165.710
8515809000	Electric mach & app not for hot sprayingof metals/sintered metal	28.586	478.959	262.695	4.088.144
8515901000	Parts of AC arc welder, transformer type	12.090	91.599	916.953	1.858.609
8515902000	Parts of mach & app for solderingcomponent on PCB/printed wiring boards	1.844	50.867	52.791	666.786
8515909000	Other parts in heading 8515	64.753	1.627.920	623.949	17.719.829
8516101000	Electric instantaneous/storage waterheaters	100.749	1.205.354	592.865	6.637.768
8516103000	Electric immersion water heaters	127	22.817	4.327	121.239
8516210000	Storage heating radiators	1.285	20.796	10.587	78.704
8516290000	Oth electric space heating app/electricsoil heating apparatus	5.108	67.780	32.469	1.059.805
8516310000	Hair dryers	12.964	130.658	76.059	866.566
8516320000	Other hair-dressing apparatus	29.020	313.524	86.287	1.133.791
8516330000	Hand-drying apparatus	695	28.902	13.423	190.844
8516401000	Electric smoothing irons of kind designto use steam from the indust boilers	791	41.854	32.248	126.811
8516409000	Other electric smoothing irons	32.409	559.536	139.475	2.332.888
8516500000	Microwave ovens	58.372	465.304	266.104	2.291.963
8516601000	Rice cookers	1.427.252	13.985.423	6.064.843	51.481.006
8516609000	Cooking plates,boiling rings,grillers &roasters	84.798	875.126	393.559	3.454.427

**I.3. IMPOR MENURUT KOMODITI / IMPORT BY HS COMMODITY**  
**\*\*\*NOVEMBER / NOVEMBER 2009 \*\*\***

H S	Uraian Komoditi Commodity Description	Berat Bersih / Net Weight (Kg)		Nilai / Value C.I.F (US\$)	
		Bulan ini Current Month	Kumulatif Cum.Jan. to date	Bulan ini Current Month	Kumulatif Cum.Jan. to date
8516710000	Coffee/tea makers	8.311	89.859	103.088	743.631
8516720000	Toasters	19.166	229.977	81.481	985.586
8516791000	Kettles	4.492	103.270	17.876	435.330
8516799000	Other electro-thermic appliances	151.036	1.068.351	656.315	4.944.529
8516801000	Elect heating resistor for type-founding/type-setting mach; for indust. furnaces	13.200	176.716	156.357	2.039.836
8516802000	Sealed hotplates for domestic appliances	615	35.534	80.409	338.081
8516803000	Other electric heating resistors fordomeestic appliances	10.177	98.877	39.370	313.272
8516809000	Other electric heating resistors not fordomeestic appliances	9.542	205.591	227.544	3.844.640
8516902000	Parts of goods of sub 8516.33,816.50,8516.60, 8516.71/8516.79.10	349.516	3.572.161	796.302	7.705.323
8516903000	Parts of goods of sub 8516.10	87.485	771.963	157.707	1.903.813
8516909000	Other parts of goods of sub 8516	1.338.668	11.350.501	5.675.115	54.406.477
8517110000	Line telephone sets with cordlesshandsets	1.593	24.566	52.740	850.309
8517120000	Telephones for cellular networks/forother wireless networks	883.050	8.528.650	162.687.161	1.521.815.428
8517180000	Other telephone sets	59.554	610.888	841.785	10.587.390
8517610010	Set top boxes which have a communicationfunctions of base station	1.281	105.161	150.276	4.052.270
8517610020	Base station for radio-broadcasting	0	742	0	15.992
8517610090	Other base stations	127.023	1.477.457	10.370.347	169.974.329
8517621000	Radio transmitters/receivers for simult.interpretaion at multiligual conference	1.553	4.801	158.278	1.129.649
8517622100	Control & adaptor units, incl. gateways,bridges and routers	15.193	368.239	1.308.621	40.441.906
8517622900	Oth unit of automatic data process machother than those of heading 84.71	921	41.313	207.570	3.936.280
8517623000	Telephonic/telegraphic switching app	10.698	89.034	207.369	4.311.782
8517624100	Modems including cable modems and modemcards	13.779	449.725	2.386.952	22.554.331
8517624200	Concentrators/multiplexers	14.322	398.029	2.397.222	24.964.872
8517624910	Set top boxes which have a communi-funcof app for carrier-current line system	0	96	0	12.799
8517624990	Oth app for carrier-current line systemor for digital line systems	12.742	31.690	531.063	1.292.464
8517625100	Wireless lans	10.370	80.863	213.810	2.455.823
8517625200	Transmission/reception app for simultaneinterpretaion at multiligual conference	0	810	0	261.854
8517625300	Other transmission apparatus for radio-telephony/radio-telegraphy	108.148	908.531	15.266.365	180.751.244
8517625900	Transmission/reception app.for simultaneinterpretaion at multiligual conference	63.424	666.498	3.713.835	10.208.666
8517626100	Transmission apparatus for radio-telephony/radio-telegraphy	0	2.539	0	228.329
8517626910	Data compression tools	78	1.370	3.186	238.372
8517629000	Oth mach for the reception, conversion &transmis/regenerate of voice,images,det	171.549	2.008.679	10.352.227	128.005.007
8517691000	Portable receiver for call, alert/page &paging alert devices, including pagers	41	120	769	3.755
8517692000	Oth app. for transmission/recept voicesfor radio-telephony/radio-telegraphy	389	5.265	20.695	207.363
8517699000	Oth app. for transmission/recept voices	14.306	259.927	982.108	19.933.683
8517701000	Parts of control and adaptor units incl.gateways, bridges, routers	7.329	125.266	775.378	11.296.553
8517702100	Parts of cellular telephones	11.162	94.928	242.066	3.369.749
8517702900	Oth parts of transmission app, oth thanradio-broadcasting/television trans app	51.402	920.065	7.967.369	101.454.102
8517703100	Other printed circuit boards, assembledfor line telephony/line telegraphy	440	21.839	53.038	1.932.174
8517703200	Other printed circuit boards, assembledfor radio-telephony/radio-telegraphy	1.279	11.356	134.482	1.109.545
8517703900	Other printed circuit boards, assembledfor other	5.322	715.555	358.239	27.168.676
8517704000	Antennae of a kind used with apparatusfor radio-telephony/radio-telegraphy	106.867	1.168.432	4.232.677	42.863.512
8517709100	Oth parts for line telephonyor line telegraphy	20.444	163.843	990.060	12.823.103
8517709200	Other parts for radio-telephonyor radio-telegraphy	0	23.276	0	5.479.628
8517709900	Other parts in subheading 85.17.70	320.803	5.604.460	38.733.713	410.934.783
8518101100	Microphones having a frequency rangeof 300 hz to 3.4 khz	16.330	132.802	82.291	876.328
8518101900	Oth microphones,whether/not withtheir stands	9.599	244.114	98.600	1.189.571
8518109000	Other microphones	28.318	382.079	301.133	5.202.246
8518210000	Single loudspeakers, mounted in theirenclosures	567.744	5.348.604	2.189.485	18.262.850
8518220000	Multiple loudspeaker, mounted inthe same enclosures	114.665	837.152	657.502	4.023.772
8518291000	Box assembly speakers	42.972	108.990	125.924	531.565
8518292000	Loudspeakers,without housing, havinga freq 300 hz to 3.4 khz	4.638	121.945	4.813	293.230
8518299000	Other loudspeakers	434.087	5.495.272	2.281.330	31.135.270
8518301000	Headphones	18.337	360.368	135.332	2.067.804
8518302000	Earphones	47.615	595.868	388.496	3.001.942
8518303100	Handsets for telephonic apparatus	1.072	18.372	12.676	194.273
8518303900	Other headphones and earphones,combined microphone/speaker sets	4.224	103.917	24.630	555.982
8518304000	Line telephone handsets	1.234	1.908	20.920	32.667
8518309000	Sets consisting of a microphone and oneor more loudspeakers	11.637	194.886	191.332	2.685.219
8518401000	Audio-frequency electric amplifiers,having 6/more inputs signal lines	5.862	23.439	19.616	195.775
8518402000	Audio-frequency electric amplifier usedas repeaters in line telephony	0	701	0	190.837
8518403000	Audio-frequency electric amplifier usedas repeater in telephony not line tlpny	0	1.221	0	93.514
8518409000	Other amplifier listrik audio-frekuensi	42.626	473.951	220.148	2.341.437
8518500000	Other electric sound amplifier sets	27.225	558.292	181.414	2.372.022
8518901000	Parts of subhead 8518.10.11,8518.29.208518.30.40, 8518.40.20,inc print circuit	610.951	3.735.305	2.429.068	18.948.627
8518902000	Parts of goods of subheadings 8518.40.10	119	6.502	8.259	180.201
8518909000	Parts of goods of subheadings 8518.50.108518.50.20	524.579	6.217.981	5.809.563	46.346.876
8519200000	App operated by coins, banknotes, bankcard, token/by other mean of payment	303	763	4.293	12.389
8519300000	Turntables (record-decks)	2	2.272	2.128	33.420
8519500000	Telephone answering machines	50.266	58.997	616.306	710.755
8519811000	Pocket size cassette recorders, thedimensions of which < 170 x 100 x 45 mm3	176	1.103	2.867	16.088
8519812000	Cassette recorders,with amplifiers/loud-speakers, operate with ext. source-power	0	9.559	0	150.966

**I.3. IMPOR MENURUT KOMODITI / IMPORT BY HS COMMODITY**  
**\*\*\*NOVEMBER / NOVEMBER 2009 \*\*\***

H S	Uraian Komoditi Commodity Description	Berat Bersih / Net Weight (Kg)		Nilai / Value C.I.F (US\$)	
		Bulan ini Current Month	Kumulatif Cum.Jan. to date	Bulan ini Current Month	Kumulatif Cum.Jan. to date
8519813000	Compact disc players	1.709	364.554	15.010	177.300
8519816000	Magnetic tape recorder incorp soundreproducing app, digital audio type	17.809	154.375	214.691	1.764.456
8519817000	Other sound reproducing app, cassettetype	0	31.090	0	78.282
8519819000	Other apparatus using magnetic, opticalor semi-conductor	21.287	187.495	339.942	3.353.488
8519891100	Cinematographic sound reproducers forfilm of a width of less than 16 mm	0	4	0	90
8519891200	Cinematographic sound reproducers forfilm of a width of 16 mm/more	0	5	0	123
8519892000	Record-players with/without loudspeakers	0	230	0	76.665
8519899000	Other apparatus not using magnetic,optical/semiconductor	8.198	167.412	105.643	1.285.582
8521100000	Magnetic tape-type of video recording/reproducing apparatus with video tuner	23	1.610	667	105.324
8521901100	Laser disc player for used in cinemato-graphy, television/broadcasting	317	1.106	2.442	56.017
8521901900	Other laser disc players	56.427	395.645	276.991	1.722.135
8521909100	Oth video recording for used in cinematography, television/broadcasting	22.395	281.430	110.528	1.441.260
8521909900	Oth video recording/reproducing app,whether/not incorp. a video tuner.	49.270	1.457.566	647.746	29.494.110
8522100010	Pick-up cartridges for special used incinemagraphy, television/broadcasting	156	440.531	4.045	1.949.225
8522100090	Other pick-up cartridges	16.468	385.754	42.930	1.193.482
8522901000	PCB assemblies for TV, broadcastingcinematograph sound recorder/reproducer	7.266	283.139	128.076	1.950.335
8522902000	Printed circuit boards assemblies fortelephone answering machines	9.424	50.898	1.497.911	7.961.340
8522904000	Audio/video tapedecks and compact discmechanisms	19.394	191.380	270.722	2.560.786
8522905000	Audio/video reproduction heads, magnetictype, magnetic erasing heads and rods	9.701	42.392	181.163	787.198
8522909100	Oth parts, accessories of cinematographysound recorders/reproducers	2.675	106.278	215.811	6.447.993
8522909200	Other parts of telephone answeringmachines	9	2.761	1.518	123.813
8522909300	Other parts and accessories for goods ofsubheading 8519.81/heading 85.21	34.852	545.564	1.711.813	26.542.815
8522909900	Other parts and accessories for goods ofsubheading 85.19 other than 85.19.81	230.508	2.634.669	4.296.028	85.189.022
8523211000	Cards incorporating a magnetic stripeunrecorded	398	15.876	35.063	759.491
8523212000	Cards incorporating a magnetic stripeunrecorded	1.375	8.251	223.564	562.675
8523291100	Magnetic tapes, of a width < 4mm forcomputer tapes, unrecorded	267	11.622	14.533	235.056
8523291200	Magnetic tapes, of a width < 4mm forvideo tapes, recorded	0	1.968	0	8.251
8523291910	Other magnetic tapes, of a width < 4mmunrecorded	0	70.259	0	399.017
8523291990	Other magnetic tapes, of a width < 4mmrecorded	1	760	1	23.193
8523292100	Magnetic tapes, of a width >= 4mm, and< 6.5 mm for computer tapes, unrecorded	16.384	172.665	52.985	613.454
8523292200	Magnetic tapes, of a width >= 4mm, and< 6.5 mm for computer tapes, recorded	0	63.085	0	149.832
8523292910	Other magnetic tapes, of a width >= 4mm,and < 6.5 mm, unrecorded	109.637	354.600	590.760	1.889.796
8523292990	Other magnetic tapes, of a width >= 4mm,and < 6.5 mm, recorded	0	28	0	16.767
8523293100	Magnetic tapes, of a width >=6.5 mm forcomputer tape,in pancake/jumbo,unrecon	210	6.822	23.576	339.943
8523293200	Magnetic tapes, of a width >=6.5 mm forother computer tapes, unrecorded	0	1.166	0	28.374
8523293300	Magnetic tapes, of a width >=6.5 mm foroth, in pancake/in jumbo form,unrecon	0	491	0	18.715
8523293910	Oth magnetic tapes, of a width >=6.5 mm,unrecorded	63.435	830.821	269.750	3.239.939
8523293990	Oth magnetic tapes, of a width >=6.5 mm,recorded	0	1.248	0	8.265
8523294100	Magnetic discs for reproducingphenomena other than sound/image	0	643	0	900.757
8523294200	Magnetic discs for reproducing representof instruction, data, sound, image	2.170	18.796	29.921	1.863.425
8523294300	Other magnetic discs, unrecorded	0	254.737	0	1.372.951
8523294400	Other magnetic discs, recorded	3	1.360	160	58.801
8523299100	Magnetic media for computer use, unrecorded	6.902	317.731	28.045	770.380
8523299300	Magnetic media for reproducing representof instruction, data, sound, image	29.426	160.122	732.585	3.791.071
8523299900	Other magnetic discs	8.170	186.028	55.512	1.962.201
8523401100	Discs for laser reading systems forcomputer use, unrecorded	96.349	509.145	562.698	3.202.913
8523401200	Discs for laser reading systems forreproducing phenomena not sound/image	0	48.851	0	277.312
8523401300	Discs for laser reading systems forreproducing sound only	0	629	0	14.760
8523401400	Discs for laser reading system for reprerepresent of instruct,data,sound,image	3.838	35.756	1.423.667	20.326.717
8523401900	Other discs for laser reading systems	2.325	35.681	54.409	894.313
8523409100	Optical media for computer use,unrecorded	0	16.194	0	82.268
8523409200	Optical media for reproducingphenomena not sound/image	1	28	32	185
8523409300	Optical media for laser reading systems of a kind for reproducing sound only	0	1	0	12.662
8523409400	Optical media for reproducing, representof instruction, data, sound, image	0	10.735	0	11.105.425
8523409910	Other optical media, unrecorded	0	15.554	0	731.468
8523409990	Other optical media, recorded	4.872	31.755	477.023	4.126.957
8523511000	Solid-state non-volatile storage devicessuitable for computer use, unrecorded	84	1.094	93.400	249.030
8523512000	Solid-state non-volatile storage devicesfor reproduce phenomena not sound/imag	0	2.387	0	676.514
8523513000	Solid-state non-volatile storage devicesrepresent. of instruct,data,sound,images	714	2.023	6.678	729.029
8523519010	Solid-state non-volatile storage devicesunrecon	1.087	24.724	288.453	400.613
8523519090	Solid-state non-volatile storage devicesrecorded	68	1.353	4.666	229.580
8523520000	Smart cards	123.373	1.001.549	5.333.236	73.118.801
8523591000	Proximity cards and tags	1.788	9.978	45.572	242.991
8523592000	Other semiconductor media, suitablefor computer use, unrecorded	1.499	15.336	58.457	309.782
8523593000	Other semiconductor media, suitablereproducing, phenomena not sound/image	2.832	3.459	4.895	14.978
8523594000	Oth semiconductor media, suitable repro,represent of instruct,data,sound,image	0	5.706	0	490.034
8523599010	Other semiconductor media, unrecorded	5.217	5.360	9.388	9.918
8523599090	Other semiconductor media, recorded	0	7.077	0	140.845
8523801000	Oth disc,tapes, solid-state non-volatilestorage for computer use, unrecorded	267	5.767	71.278	2.148.722
8523802000	Oth disc,tapes, solid-state non-volatilestorage for repro, pheno not sound/image	0	1	0	400
8523803000	Oth disc,tape,solid-state non-vlft forrepro,represent of instruct,data,sound	128.024	1.186.322	853.899	5.733.192
8523804000	Gramophone records	0	88	0	244

**I.3. IMPOR MENURUT KOMODITI / IMPORT BY HS COMMODITY**  
**\*\*\*NOVEMBER / NOVEMBER 2009 \*\*\***

H S	Uraian Komoditi Commodity Description	Berat Bersih / Net Weight (Kg)		Nilai / Value C.I.F (US\$)	
		Bulan ini Current Month	Kumulatif Cum.Jan. to date	Bulan ini Current Month	Kumulatif Cum.Jan. to date
8523809010	Oth discs,tapes,solid-state non-volatilestorage unrecorded	5	505	374	54.985
8523809090	Oth discs,tapes,solid-state non-volatilestorage recorded	209	28.953	6.622	491.504
8525500010	Transmission apparatus forradio-broadcasting	361	1.861	5.930	178.150
8525500020	Transmission apparatus for television	33.403	154.133	2.243.367	7.983.831
8525500090	Other transmission apparatus for other	5.849	24.192	573.533	2.857.294
8525600000	Transmission apparatus incorporatingreception apparatus	12	11.158	600	1.678.660
8525801000	Web cameras	12.284	134.028	56.628	2.053.549
8525802011	Digital still image video cameras	3.850	77.913	57.704	2.460.247
8525802019	Other digital camera	56.739	808.513	706.533	30.326.041
8525802020	Video camera recorders	33.618	201.867	996.799	4.845.345
8525809000	Television camera	37.131	327.839	696.241	10.149.190
8526101000	Radar app, ground base,/of a kind forincorp in civil aircraft/seagoing vessel	8	102.009	154	5.050.452
8526109000	Other radar apparatus	41.171	156.906	7.541.683	10.978.288
8526911000	Radio navigational aid app, for incorpin civil aircraft/seagoing vessel	354	37.687	13.670	1.502.288
8526919000	Other radio navigational aid apparatus	37.408	1.298.659	970.460	9.784.845
8526920000	Radio remote control apparatus	12.288	414.674	159.686	5.829.112
8527120000	Pocket-size radio cassette-players	0	17.447	0	70.616
8527131000	Oth app combined with sound, recordingor reproducing apparatus, portable	3.520	180.030	47.070	859.859
8527139000	Oth app combined with sound, recordingor reproducing apparatus, not portable	54	50.819	7.282	57.165.776
8527191100	Reception app capable of plan, manage,monitor electromagnet spectrum portable	0	522	0	12.990
8527191900	Reception app capable of plan, manage,monitor electromagnet spect not portable	46.874	89.076	231.393	585.992
8527199100	Oth radio-broadcast receiver can operatewithout extern source of power, portable	46	17.501	4.023	30.653
8527199900	Oth radio-broadcast receiver can operatewithout ext source of power,not portable	0	40.529	0	395.194
8527210000	Radio-broadcast receiver,use ext sourcepower combined with sound record app	8.680	193.633	336.180	7.115.125
8527290000	Radio-broadcast receivers,not capable ofoperate without extern source of power	25.369	262.603	1.330.565	19.290.456
8527911000	Oth recept app for radio-broadcast,combi-ned with sound record app. portable	0	2.406	0	36.673
8527919000	Oth recept app for radio-broadcast,combi-ned with sound record app. not portable	23.997	316.492	258.248	3.471.901
8527921000	Oth recept app for radio-broadcast, notcombined with sound record app. portable	1.337	15.098	17.075	210.768
8527929000	Oth recept app for radio-broadcast, notcombi with sound record app not portable	0	78.005	0	832.338
8527991000	Other reception app for radio-broadcast,portable	0	70.833	0	162.169
8527999000	Other reception app for radio-broadcast,not portable	946	52.614	24.370	138.769
8528411000	Colors cathode-ray tube monitor forused in auto data proc. system, hd 84.71	575.763	15.322.375	558.758	9.064.760
8528412000	B/w of cathode-ray tube monitor forused in auto data proc. system, hd 84.71	16.347	86.434	49.405	232.672
8528491000	Oth color cathode-ray tube monitor usedin auto data process system head. 84.71	8.329	50.908	554.736	4.132.156
8528492000	Oth b/w/monoch color cathode-ray tubemonitor in auto data proc system,hd 8471	5.254	9.743	28.583	161.552
8528511000	Projection type flat panel display unitfor auto data process system hd 84.71	158.251	878.210	5.233.943	21.195.766
8528512000	Oth color monitor use in an auto dataprocess system head. 84.71	755.427	4.333.662	19.520.976	64.498.469
8528513000	Other b/w/monochrome monitor used inautomatic data process system hd 84.71	88	15.461	2.463	385.796
8528591000	Oth colors monitors use in an auto data	909	68.278	21.579	1.077.177
8528592000	Other b/w/monochrome monitors	44	7.181	2.777	106.546
8528611000	Flat panel display types used in auto-data processing system head. 84.71	1.918	9.365	147.748	472.203
8528619000	Oth projector for used in an automaticdata process system head. 84.71	14.757	57.088	369.489	1.445.022
8528690000	Other projectors	3.236	53.666	17.636	1.313.060
8528711000	Recept app for TV, not design to incorpvideo display,with communication funct	1.617	14.439	19.138	351.746
8528719000	Other recept. app for TV, not design toincorporation a video display	32.525	178.958	325.570	3.383.105
8528721000	Other color receivers, battery operated	0	5.623	0	27.306
8528729000	Other color receivers, not batteryoperated	315.927	2.968.310	7.410.475	65.384.527
8528731000	Other b/w receivers, mains operated/battery operated	0	124	0	4.657
8528739000	Other b/w receiver, not battery operated	65	30.401	51.142	120.835
8529102000	Parabolic aerial reflector dishes fordirect broadcast,multi-media system&part	271.021	3.170.062	1.980.090	14.510.760
8529103000	Telescopic, rabbit & dipole antennae fortelevision/radio receivers	97.149	552.532	276.918	1.732.821
8529104000	Aerial filters and separators	14.923	88.744	276.908	984.163
8529106000	Feed horn (wave guide)	16.641	308.022	165.344	2.100.987
8529109200	Other aerial/reflector with transmitionapparatus for radio-broadcasting/tv	10.341	386.439	681.187	4.557.069
8529109900	Aerials&reflect.s of all kinds not forradio-telephony/radio-telegraphy	34.991	982.048	496.651	7.655.112
8529902000	Parts of decoders suitable for use withthe app of headings 85.25 to 85.28.	35.419	995.932	1.158.530	11.328.335
8529904000	Parts of digital cameras/video camerarecorders with app of hd 85.25 to 85.28	1.214.126	4.984.516	176.083.214	687.156.011
8529905100	Other PCB, assembled for goods ofsubheading 8525.50/8525.60	1	43.344	6	290.954
8529905200	Other PCB, assembled for goods of subhd8527.(13;19;21.29, 91 atau.99)	73.211	1.058.712	446.368	4.830.986
8529905300	Other PCB, assembled for flat paneldisplay of heading 85.28	5.552	109.212	141.354	2.909.962
8529905400	Other PCB, assembled for TV receiversof heading 85.28	105.309	878.260	366.487	3.666.601
8529905500	Other PCB, assembled for goods ofheading 85.28	406	22.417	10.136	76.291
8529905900	Other PCB	324.197	3.241.594	1.292.415	29.745.630
8529909100	Parts of TV receivers suitable forwith the apparatus of hd 85.25 to 85.28	1.459.044	18.389.047	11.051.396	128.792.098
8529909400	Parts of flat panel display for usewith the apparatus of hd 85.25 to 85.28	11.779	245.363	65.240	1.433.607
8529909900	Other parts suitable for usewith the apparatus of hd 85.25 to 85.28	271.699	2.919.494	2.718.392	34.572.458
8530100000	Elect. signall, safety/traffic controlequip for railways/tramways	3	41.950	85	1.972.068
8530800000	Elect. signall, safety/traffic controlequip for road,inland waterway,park fasc	11.607	157.897	243.908	3.508.509
8530900000	Part of electrical signall, safety/traffic control equipment	6.302	54.370	158.013	960.944
8531101000	Burglar alarms	2.530	107.992	33.125	711.413
8531102000	Fire alarms	12.511	286.090	273.387	4.220.972
8531103000	Smoke alarms	1.502	60.124	19.488	530.336



**I.3. IMPOR MENURUT KOMODITI / IMPORT BY HS COMMODITY**  
**\*\*\*NOVEMBER / NOVEMBER 2009 \*\*\***

H S	Uraian Komoditi Commodity Description	Berat Bersih / Net Weight (Kg)		Nilai / Value C.I.F (US\$)	
		Bulan ini Current Month	Kumulatif Cum.Jan. to date	Bulan ini Current Month	Kumulatif Cum.Jan. to date
8531109000	Other alarms and similar apparatus	42.654	529.939	712.686	8.444.278
8531200000	Indicator panel incorp liquid crystaldevices (lcd)/light emitting diode (led)	69.336	964.642	4.183.124	42.345.646
8531801100	Door bells, buzzers and dings	3.766	48.632	7.846	288.833
8531801900	Other electric bells	1.021	27.218	10.493	546.510
8531802000	Flat panel displays(including electroluminescence, plasma and other technolog	23.601	123.467	297.452	2.149.272
8531809010	Telegraphic apparatus for ships enginerooms	14	4.408	576	135.764
8531809090	Other electric sound/visual signallingapparatus	7.025	119.730	130.703	1.510.599
8531901000	Parts incl, printed circuit assembliesof subheading 8531.20/8531.80.20	929	23.452	30.345	1.717.410
8531902000	Parts of door bells/other door soundsignaling apparatus	12.526	13.943	285.661	308.928
8531909000	Other parts of electric sound/visualsignaling apparatus	11.899	152.833	517.462	5.338.761
8532100000	Fixed capacitor design for use in 50/60hz circuit, reactive power >0.5 kvar	103.271	1.117.546	4.827.793	47.568.091
8532210000	Tantalum fixed capacitors	3.463	104.572	454.877	5.787.571
8532220000	Aluminium electrolytic fixed capacitors	133.544	1.467.294	3.860.381	38.495.389
8532230000	Ceramic dielectric,single layer of fixedcapasitor	21.698	234.984	758.251	11.460.199
8532240000	Ceramic dielectric, multilayer	33.809	304.575	3.532.689	25.229.707
8532250000	Dielectric of paper/plastics of fixedcapasitor	31.750	327.954	543.579	4.377.775
8532290000	Other fixed capasitors	114.436	1.522.019	2.695.379	29.186.728
8532300000	Variable/adjustable(pre-set)capacitors	11.378	351.007	99.839	5.805.729
8532900000	Parts of other fixed capasitors	486.480	3.623.971	12.507.517	104.822.631
8533101000	Fixed carbon resistors, composition/filmtypes surface mounted	16.280	166.936	968.549	9.869.154
8533109000	Fixed carbon resistors, composition/filmtypes not surface mounted	45.366	539.891	1.927.723	23.873.522
8533210000	Oth fixed resistors for a power handlingcapacity <= 20w	53.361	295.328	1.969.067	13.860.534
8533290000	Oth fixed resistors for a power handlingcapacity > 20w	80.980	514.427	2.415.916	19.771.710
8533310000	Wirewound variable resistors, rheostats,for a power handling capacity <= 20w	2.974	30.081	18.096	238.357
8533390000	Wirewound variable resistors, rheostats,for a power handling capacity > 20w	5.082	78.433	124.037	2.160.566
8533400000	Other variable resistors, includingrheostats and potentiometers	34.371	304.525	1.490.758	12.506.818
8533900000	Parts of lectrical resistors	47.119	579.775	1.870.534	18.606.634
8534001000	Printed circuits, single-sided	105.036	837.557	3.477.312	20.236.657
8534002000	Printed circuits, double-sided	45.382	287.192	1.714.414	9.468.629
8534003000	Printed circuits, multi-layer	79.205	530.774	2.648.002	20.612.301
8534009000	Oth printed circuits	367.892	3.722.138	12.836.349	148.305.069
8535100000	Fuses for voltage >1000volts	18.018	107.613	211.750	1.351.609
8535211000	Automatic circuit breakers for a volt< 72.5 kv, moulded case type	1.471	32.959	112.902	887.864
8535219000	Automatic circuit breakers for a volt< 72.5 kv, other than moulded case type	69.872	615.426	1.892.605	14.817.184
8535290000	Automatic circuit breakers for a volt>= 72.5 kv, moulded case type	8.006	412.166	91.814	16.827.396
8535301000	Isolating switches, make-&-break switchsuitable for a volt > 1 kv & < 40 kv	2.400	52.274	85.085	585.521
8535302000	Isolating switches, make-&-break switchfor voltage >= 66 kv	1.576	83.523	43.029	903.317
8535309000	Isolating switches, make-&-break switchfor voltage >= 40 kv and < 66 kv	67.460	745.462	1.432.630	18.974.362
8535400000	Lightning arresters, voltage limitersand surge suppressors	126.828	514.774	633.156	6.649.051
8535901000	Bushing and tap changer assemblies forelectricity distrib/power transformers	43.220	398.667	803.239	8.572.605
8535909000	Oth elect app. for switch/protoc. electcircuits,for make connect elect circuits	540.788	4.577.546	4.154.788	36.333.684
8536101000	Thermal fuses; glass type fuses forvoltage <= 1000volts	20.183	305.106	837.051	7.904.025
8536109000	Other fuses for voltage <= 1000 volts	341.281	1.294.628	1.314.971	10.084.802
8536201000	Automatic circuit breakers mouldedcase type for voltage <=1000volts	155	66.376	7.180	1.504.176
8536202000	Auto-circuit breaker for incorp intoelec-thermic for voltage <=1000volts	87	4.016	5.185	84.078
8536209000	Other automatic circuit breakersfor voltage <=1000volts	14.173	368.697	229.833	5.081.042
8536300000	Oth apparatus for protecting electricalcircuits	60.662	923.873	1.122.234	15.191.225
8536410000	Relay for a voltage <= 60 voltscircuits	85.247	680.318	1.724.022	14.397.561
8536490000	Relay for a voltage > 60 volts and<= 1000 volts	90.974	1.230.129	1.999.836	24.927.057
8536502000	Over current, residual current automaticswitches for voltage <= 1000 volts	14.283	120.917	114.751	1.980.421
8536503100	High inrush switch, commutator for stoveranges, microphone switch, domestic use	2.257	52.712	9.516	506.514
8536503900	High inrush switch, commutator for stoverange,microphone switch,,not domestic us	288.501	1.283.950	3.313.131	12.136.726
8536504000	Miniature switches for rice cooker/oventoasters	0	437	0	3.221
8536505000	Electronic ACswitch consist of opticalcouple input,output circuits,elect switc	13.252	100.840	493.014	3.468.835
8536506100	Make, break switches for domestic usewith rated current carry cap < 16 amps	291	14.187	9.318	91.005
8536506900	Make, break switch not for domestic usewith rated current carry cap < 16 amps	12.634	92.882	43.639	823.337
8536509100	Starters for elect motor,fuses,switch,fuse, suitable for use in electric fans	261.884	729.141	893.526	6.598.678
8536509910	Smoke switches	1.571	110.728	94.761	783.947
8536509990	Oth electronic ACswitches for voltage< 1000 v & acurrent <= 11 amps	254.021	4.104.259	4.625.235	46.061.529
8536611000	Lamp-holders of a kind for compact lampor halogen lamps	453	63.852	1.768	437.586
8536619000	Lamp-holders oth than compact lamps/halogen lamps	160.419	1.487.133	345.728	3.032.742
8536691100	Telephone plugs for domestic use, ratecurrent carrying capacity < 16 amps	19.087	235.514	423.817	3.055.914
8536691900	Telephone plugs not for domestic use,rate current carrying capacity < 16 amps	55.450	316.161	945.430	3.955.968
8536692100	Av sockets,cathode ray tube sockets fortv,radio receiv, cap<16amp,domestic use	9	19.797	2.016	52.690
8536692900	Av sockets,cathode ray tube sockets fortv,radio recv,cap<16amp,,not domestic us	12.689	132.662	271.926	1.487.640
8536693100	Sockets,plug for co-axial cable,printedcirctms, domest use, radio equip,<16amps	39.125	89.301	82.870	350.404
8536693900	Sockets,plug for co-axial cable,printedcirctms,,not domest use,radio equip,<16amp	39.590	509.959	639.007	17.643.413
8536699100	Other plug and sockets, domestic use,radio equip., acapacity < 16 amps	32.181	179.913	230.872	2.015.064
8536699900	Other plug & sockets, not domestic use,radio equip., acapacity < 16 amps	19.962	455.325	323.138	6.223.823
8536700000	Connectors for optical fibres, opticalfibres bundles/cables	69.613	321.400	815.125	4.333.820
8536901100	Connection, contact elements for wiresand cables; wafer probers	72.764	693.658	1.666.606	7.831.340
8536901900	Other connection, contact elements forwires and cables; wafer probers	205.792	2.562.522	3.376.096	58.669.092

**I.3. IMPOR MENURUT KOMODITI / IMPORT BY HS COMMODITY**  
**\*\*\*NOVEMBER / NOVEMBER 2009 \*\*\***

H S	Uraian Komoditi Commodity Description	Berat Bersih / Net Weight (Kg)		Nilai / Value C.I.F (US\$)	
		Bulan ini Current Month	Kumulatif Cum.Jan. to date	Bulan ini Current Month	Kumulatif Cum.Jan. to date
8536902100	Junction boxes for domestic use,cap. <16 amps, for use elect fan/radio	16.555	360.111	224.704	7.147.107
8536902900	Junction boxes not for domestic use,cap. <16 amps, for use elect fan/radio	136.146	1.737.605	3.159.587	36.357.716
8536903100	Cable connectors consist of a jack plug,domestic use,<16amp, for elect fan/radio	54.665	258.367	656.833	5.101.128
8536903900	Cable connectors consist of a jack plug,not domestic,<16amp, for elect fan/radio	340.611	2.920.801	6.097.374	60.927.379
8536909100	Oth cable connect consist of jack plug,cap. <16 amps, for use elect fan/radio	22.218	351.042	306.351	5.062.831
8536909910	Connector & socket cable for ic,printedcircuit	75.964	1.168.902	1.925.650	26.246.698
8536909990	Other connector and socket cable	516.659	5.563.213	14.697.712	100.709.013
8537101000	Switchboards&control panels for voltage<= 1000 volt	125.072	526.088	916.486	10.168.339
8537102000	Distribution boards for use with goodsof hd.84.71,85.17,85.25 < 1000 volt	5.509	194.681	361.296	3.455.382
8537103000	Programmable logic controllers for auto-mach for trans. for voltage <=1000volt	36.679	155.046	183.510	10.312.131
8537109000	Oth board for elect control for voltage<= 1000volt	187.180	3.720.938	5.034.631	61.821.921
8537201100	Switchboards incorp. elect instrum forbreak, connect/protect elect circ<=66 kv	18.762	710.235	292.978	29.786.323
8537201900	Switchboards incorp. elect instrum forbreak,connect/protec e-circ<1000v&>66kv	27.841	831.061	276.738	5.639.912
8537202100	Control panel incorp. elect instrum forbreak,connect/protect e-circuit > 66 kv	6.236	245.744	40.739	3.072.930
8537202900	Other control panels for a voltage>1,000 volts	128.087	1.529.993	497.441	17.649.057
8537209000	Oth board for electric control fora voltage > 1000 volt	165.391	4.682.390	5.610.120	80.051.945
8538101100	Parts of programmable logic controllersfor auto mach for trans. for <=1000v	24.140	111.641	138.485	1.078.105
8538101200	Board,panel,console,desk,cabinets ofuse in radio equipment, voltage <= 1000v	8	1.880	1.033	364.507
8538101900	Oth board,panel,console,desk,cabinets ofused in radio equipment, voltage<=1000	37.028	447.076	317.261	5.226.348
8538102100	Parts of programmable logic control forauto-mach for trans. for voltage >1000 v	1.908	19.389	83.483	1.028.863
8538102200	Board,panel,console,desk,cabinets ofa used in radio equip, voltage>1000 v	0	18	0	4.194
8538102900	Board,panel,console,desk,cabinets ofused in radio equip, voltage>1000 v	87.215	728.193	1.647.556	15.213.473
8538901100	Oth board,panel,console,desk,cabinetsconnect for wires, wafer prober<=1000 v	95.199	673.363	1.270.764	9.646.757
8538901200	Parts of goods of subhd 8536.50.50,8536.69.30,8536.90.10 for voltage<=1000v	15.828	280.180	480.387	3.294.543
8538901300	Parts of goods of subheading8537.10.20 for voltage <=1000 volt	1.695	4.146	229.163	260.627
8538901900	Other parts of boards,panels consoles,for voltage <=1000 volt	38.763	418.440	486.887	6.431.708
8538902100	Parts/printed circuit ass. of telephoneplug connec for wires,wafer prober>1000v	986	77.505	1.462	844.671
8538902900	Other parts of boards,panels consoles,for voltage > 1000 volt	319.397	3.445.407	10.036.228	102.727.701
8539101000	Sealed beam lamp units for motorvehicles of chapter 87	82.148	551.475	327.710	2.853.358
8539109000	Other sealed beam lamp units	13.045	324.017	79.634	703.794
8539212000	Tungsten halogen for used in medicalequipment	176	15.318	6.073	6.824.584
8539213000	Tungsten halogen for used for vehicles	28.881	380.682	550.353	4.311.137
8539214000	Other reflector lamp bulbs of tungstenhalogen	5.413	21.739	12.022	121.153
8539219000	Oth tungsten halogen	34.767	278.826	278.309	2.702.022
8539222000	Other filament lamps, infra red, power<200 & voltage>100v in medical equip	0	311	0	8.193
8539223000	Other reflector lamp bulbs of a power<=200w & for voltage > 100 volt	4.053	14.397	25.695	146.403
8539229000	Other filament lamps, infra red, power<=200 w& voltage>100v	114.339	258.157	294.290	966.042
8539291000	Other filament lamps, excluding uvor infra-red lamps, in medical equipment	217	17.406	797	187.254
8539292000	Other filament lamps, excluding uvor infra-red lamps, for motor vehicles	94.947	874.194	1.444.061	13.361.780
8539293000	Other reflector lamp bulbs	6.422	122.574	69.017	967.018
8539294000	Flashlight bulbs; miniature indicatorbulbs, rated up to 2.25 v	7.793	44.496	129.170	302.916
8539295000	Other filament lamps, capacity > 200w &<=300w, voltage>100volts	0	9.447	0	128.103
8539296000	Other filament lamps, capacity < 200w &<=300w, voltage <= 100volts	721	12.786	11.396	166.854
8539299000	Other filament lamps, excl ultra-violetor infra-red lamps	54.429	965.237	537.177	5.652.451
8539311000	Tubes for compact fluorescent lamps	30.813	586.352	104.735	3.319.744
8539319010	Tube lamps	28.329	698.633	204.121	4.372.260
8539319020	Compact fluorescent lamps	91.836	769.924	954.337	8.027.100
8539319090	Other fluorescent, hot cathode	1.150.841	11.297.487	8.869.438	75.825.160
8539320000	Mercury/sodium vapour lamps; metalhalide lamps	33.478	325.094	559.438	4.938.403
8539391000	Tubes for compact fluorescent lamps,cold cathode types	42.380	899.723	107.289	1.798.490
8539392000	Discharge lamps for decorative andpublicity purposes	1.043	7.757	2.376	26.377
8539393000	Other fluorescent cold cathode types	0	18.990	0	85.917
8539394000	Electric lamps for mtr vehicle/cycles	61.578	440.971	537.160	4.128.317
8539399000	Discharge lamps, other than uv lamps	30.219	410.652	195.148	2.037.657
8539410000	Arc lamps	9	2.642	122	103.003
8539490000	Ultra-violet/infra-red lamps	7.678	132.426	158.095	1.266.260
8539901000	Part of alumi end caps for fluorescentlamps alum. screw caps for incand lamps	93.080	1.538.207	516.881	13.487.835
8539902000	Oth parts,for lamps of vehicles of allkinds	2.475	131.648	90.823	903.401
8539909000	Oth part of elect filament/dischargelamps including sealed beam lamp unit	334.968	3.736.785	1.317.018	16.675.891
8540100000	Color cathode-ray television picturetube incl video monitor cathode-ray tube	2.354.942	22.859.804	4.458.976	43.593.567
8540120000	B/w cathode-ray TV picture tubes,incl video monitor cathode-ray tubes	3.060	592.579	9.694	868.776
8540200000	Tv camera tubes; image converters andintensifiers; other photo-cathode tubes	9.408	48.217	104.824	405.207
8540401000	Data/graphic display tubes color foruse with articles of heading 85.25	39	4.186	2.292	695.689
8540409000	Data/graphic display tube color not foruse with articles of heading 85.25	28	3.935	1.637	198.849
8540500000	Data/graphic display tubes, black andwhite/other monochrome	1.050	16.474	15.468	190.684
8540600000	Other cathode-ray tubes	7.643	9.412	22.835	73.455
8540710000	Magnetrons of microwave tubes	73	586	17.748	56.587
8540720000	Klystrons of microwave tubes	0	30	0	2.828
8540790000	Travelling wave tube, carciotrons exclgrid-controlled tubes of microwave tubes	60	3.064	5.928	150.473
8540810000	Receiver/amplifier valves and tubes	16	2.433	186	380.073
8540890000	Other valves and tubes	7.815	28.609	150.834	1.078.844
8540910000	Parts of cathode-ray tubes	194.925	1.095.369	1.484.403	8.782.330

**I.3. IMPOR MENURUT KOMODITI / IMPORT BY HS COMMODITY**  
**\*\*\*NOVEMBER / NOVEMBER 2009 \*\*\***

H S	Uraian Komoditi Commodity Description	Berat Bersih / Net Weight (Kg)		Nilai / Value C.I.F (US\$)	
		Bulan ini Current Month	Kumulatif Cum.Jan. to date	Bulan ini Current Month	Kumulatif Cum.Jan. to date
8540991000	Parts of microwave tubes	8.000	11.303	16.401	195.519
8540999000	Other parts of thermionic, cold cathode or photo cathode valves and tubes	15	91.769	808	454.761
8541100000	Diodes, other than photosensitive/light emitting diodes	92.390	1.442.398	10.016.012	100.907.148
8541210000	Transistor with a dissipation rate of < 1 w	9.323	99.849	743.804	7.094.533
8541290000	Transistor with a dissipation rate of >= 1 w	113.299	1.000.398	4.056.051	48.835.962
8541300000	Thyristors, diacs and triacs, other than photosensitive devices	17.926	70.036	1.340.530	9.903.250
8541401000	Light emitting diodes	24.556	189.970	2.404.312	13.268.062
8541402000	Photocells, including photodiodes/photo-transistors	105.763	514.246	1.168.995	11.220.984
8541409000	Other photosensitive semiconductor device, including photovoltaic cells	93.122	934.043	4.991.051	44.454.845
8541500000	Other semiconductor devices	18.482	342.637	986.218	11.953.829
8541600000	Mounted piezo-electric crystals	22.515	140.490	595.548	8.592.027
8541900000	Parts of diodes, transistors & similar semiconductor devices	5.362	262.730	620.955	8.751.548
8542310000	Processors, controller, converter, logic circuit, amplifier, clock timing circuit	124.902	1.291.603	23.571.784	174.145.504
8542320000	Memories of elect integrated circuits	24.138	265.019	3.468.542	23.765.207
8542330000	Amplifiers of elect integrated circuits	5.679	141.371	152.358	2.236.519
8542390000	Other electronic integrated circuits	219.305	2.082.279	50.611.709	490.868.476
8542900000	Parts of electronic integrated circuits	154.762	1.546.276	22.138.472	238.289.987
8543100000	Particle accelerators	3.899	15.210	128.397	419.630
8543200000	Signal generators	624	32.454	82.136	662.503
8543302000	Wet processing equip. for the applic. by immersion of chemical/elect.chemical	322	2.970	18.919	233.961
8543309000	Oth machines & app for electroplating, electrolysis/electrophoresis	101.726	819.393	4.252.053	18.777.049
8543701000	Electric fence energisers	702	82.655	173.640	1.329.883
8543702000	Remote control apparatus, other than radio remote control apparatus	90.851	933.765	297.227	4.215.857
8543703000	Electrical machines with translation or dictionary functions	4.351	27.987	503.624	1.760.005
8543704000	Equip for the removal of dust particles or elimination of electrostatic charge	1.840	7.389	18.868	724.918
8543705000	Integrated receiver/decoder for direct broadcast multimedia systems	222.752	1.437.805	2.080.920	13.643.790
8543709010	Electrical mine detonators	0	11.826	0	397.114
8543709090	Other electrical detonators	277.237	2.609.028	1.962.679	18.881.125
8543901000	Parts of goods of subheading 8543.10/8543.20	6.093	39.743	190.708	1.334.714
8543902000	Parts of goods of subheading 8543.30.20	30.285	332.196	64.339	1.862.545
8543903000	Parts of goods of subheading 8543.70.30	7	40.811	310	413.532
8543904000	Parts of goods of subheading 8543.70.40	369	2.166	210.939	782.729
8543905000	Parts of goods of subheading 8543.70.50	2.299	64.799	22.884	174.491
8543909000	Other parts of goods of heading 8543	160.526	1.424.445	2.620.097	26.707.528
8544110010	Winding wire of copper, laquered/enamelled	235.607	2.592.592	1.968.010	19.520.505
8544110020	Winding wire of copper, cover with paper/textile material/PVC	86.127	1.425.539	715.714	9.379.095
8544110030	Winding wire of copper, laquer/enamelled & cover with paper, textile material/PVC	48.331	782.845	443.769	5.146.392
8544110040	Winding wire of copper, rect cross-sect. and without connectors	99.807	712.345	754.340	4.905.830
8544110090	Other winding wire of copper	428.426	5.640.161	3.354.221	40.773.428
8544191000	Winding wire not of copper, laquered/enamelled	769	25.787	45.070	307.237
8544192000	Winding wire not of copper of manganese resistance wire	3.826	117.318	24.064	2.737.411
8544199000	Other winding wire not of copper	181.232	3.130.022	1.537.855	20.404.657
8544201000	Insulated cables fitted with connectors, for a voltage <= 66.000 volts	281.468	2.993.422	3.522.860	18.553.623
8544202000	Insulated cable not fitted with connector for a voltage <= 66.000 volts	584.202	7.646.915	2.656.744	34.296.440
8544203000	Insulated cables fitted with connectors for a voltage > 66.000 volts	9.392	701.464	28.239	2.581.512
8544204000	Insulated cables not fitted with connectors for a voltage > 66.000 volts	54.926	1.978.980	300.770	11.774.434
8544301000	Wiring harnesses for motor vehicles	76.543	920.073	1.443.452	12.350.940
8544309000	Other ignition wiring sets, other wiring set for used in vehicles, aircraft/ships	709.675	4.652.039	8.018.615	43.502.067
8544421100	Telephone, telegraph, radio relay cable submarine, for communication, <= 80 v	7.252	120.809	118.493	1.424.418
8544421900	Other fitted with connectors for telecommunication, voltage <= 80 v	86.285	906.118	629.998	13.082.717
8544422000	Fitted with connectors for telecommunication voltage > 80 v & <= 1000 v	16.809	636.575	144.752	4.627.193
8544423000	Battery cables for voltage <= 1000 v	16.816	87.422	97.905	560.561
8544429000	Other fitted with connector, for voltage <= 1000 volts	153.065	2.952.185	2.095.656	32.170.620
8544491100	Telephone, telegraph, radio relay cable submarine, not for communication, <= 80 v	3.593	389.732	34.662	4.882.916
8544491900	Other fitted with connectors not for telecommunication, voltage <= 80 v	38.439	966.897	331.565	6.459.235
8544492100	Shielded wire for manufacture of auto-wiring harnesses, not for communication, <= 80 v	235.619	5.703.523	1.549.655	35.788.476
8544492900	Other fitted with connectors, <= 80 v, not for used for telecommunications	33.888	13.872.316	882.993	9.379.210
8544493100	Telephone, telegraph, radio relay cable submarine, for communication, > 80 v & <= 1000 v	9	26.440	774	262.256
8544493900	Other fitted with connectors for telecommunication, voltage > 80 v and < 1000 v	168.912	896.379	1.662.214	6.347.537
8544494000	Other fitted with connectors, > 80 v & <= 1000 v of a kind not used for telecom	214.892	1.353.413	1.282.454	11.696.669
8544601000	Other electric conductors, volt > 1 kv and <= 36 kv	52.047	918.169	327.088	6.169.069
8544602100	Plastic insulated elec. cable having cross sec <= 400mm for 36kv <= 66kv	1.587	152.037	16.039	702.496
8544602900	Plastic insulated elec. cable having cross sec > 400mm for 36kv <= 66kv	186.555	3.302.580	869.959	21.263.803
8544603000	Other electric conductors, for a voltage > 66 kv	392.601	1.393.706	1.283.116	10.206.548
8544701000	Optical fibre cables teleph, telegraph, radio relay cables, submarine	30.152	1.592.005	562.029	15.192.806
8544709000	Other optical fibre cables	48.170	503.982	382.507	5.289.108
8545110000	Electrode of a kind used for furnaces	1.154.772	10.249.978	4.777.896	45.449.139
8545190000	Electrode of a kind used not for furnace	23.613	313.788	237.020	2.009.310
8545200000	Carbon brushes for electrical purpose	71.669	421.917	795.151	6.819.332
8545900010	Battery carbons	79.858	1.599.272	575.137	6.479.883
8545900090	Lamp carbon, other articles of graphite/other carbon, with/without metal	24.755	231.522	126.266	2.492.362
8546100000	Electrical insulators of any material of glass	176.518	1.213.820	409.342	3.090.135

**I.3. IMPOR MENURUT KOMODITI / IMPORT BY HS COMMODITY**  
**\*\*\*NOVEMBER / NOVEMBER 2009 \*\*\***

H S	Uraian Komoditi Commodity Description	Berat Bersih / Net Weight (Kg)		Nilai / Value C.I.F (US\$)	
		Bulan ini Current Month	Kumulatif Cum.Jan. to date	Bulan ini Current Month	Kumulatif Cum.Jan. to date
8546200010	Ceramic bushing for tranformator	33.510	409.749	288.701	3.114.325
8546200090	Oth elect insulators of any material ofceramics	524.753	2.763.686	711.050	5.533.999
8546900000	Oth elect insulators not of glass andof ceramics	155.045	1.997.550	517.702	8.630.748
8547100000	Insulating fitting of ceramics	199.549	556.334	522.534	4.111.697
8547200000	Insulating fitting of plastics	107.528	967.160	2.631.262	19.548.214
8547901000	Elect conduit, joints therefor, of basemetal lined with insulating materials	21.341	778.137	1.126.203	32.112.247
8547909000	Oth insulating fittings for elect mach,appliances/equipment, being fittings	103.650	2.869.143	783.940	11.847.007
8548101100	Lead acid scrap of primary cells/battery/elect accumulators used in aircraft	0	36	0	2.120
8548102900	Other waste and scrap containing mainlyiron	0	4.299	0	19.383
8548103900	Other waste, scrap containing mainlycopper	0	150	0	39.082
8548109000	Other waste, scrap of primary cells,primary	0	2.195	0	54.853
8548901000	Image sensors contact type copmrisinga photo-conductive sensor element	18.114	133.338	836.752	3.296.908
8548902000	Printed circuit assemblies incl suchassemblies for external connections	54.650	408.824	3.762.269	33.713.936
8548909000	Other electrical parts of mach and app, nes	21.474	692.462	830.311	19.533.341
8601100000	Rail locomotives powered from anexternal source of electricity	0	269.430	0	961.257
8601200000	Rail locomotives powered by electricaccumulators	7.301	7.446	58.024	61.506
8602100000	Diesel-electric locomotives	0	160.517	0	3.229.574
8602900000	Locomotive tenders	0	8	0	600
8603100000	Self-propelled railway, tramway coach, vantruck powered from ext. source of elect	0	2.420	0	30.057
8603900000	Self-propelled railway, tramway coach, vantruck not power from ext source of elect	7	193	621	15.757
8604000000	Railway/tramway maintenance/servicevehicles, whether/not self-propelled	0	177.126	0	1.066.169
8605000000	Railway/tramway passenger coach, not selfpropelled, luggage van, post office coacl	0	37.916	0	78.044
8606100000	Tank wagons and the like	123	503	15.158	29.459
8606300000	Self-discharging vans, wagons, oth thanthose of subheading 8606.10	0	236	0	13.787
8606910000	Railway/tramway goods vans & wagonnot self-propelled covered and closed	44	600	5.343	9.274
8606920000	Railway/tramway goods vans&wagon notself prope open, removable height<=60cr	0	3.694	0	3.658
8606990000	Railway/tramway goods vans&wagon notself prope open, removable height > 60cr	4	22.003	2.000	213.835
8607110000	Driving bogies and bissel-bogies	325	61.114	1.730	422.068
8607120000	Other bogies and bissel-bogies	792	47.682	15.170	400.496
8607190000	Oth, including parts axles & wheels	160.718	4.084.355	855.878	22.267.178
8607210000	Air brakes and parts thereof	2.206	53.064	35.950	2.839.267
8607290000	Brakes and parts thereof other than airbrakes	1.512	239.898	113.432	670.005
8607300000	Hooks & oth coupling devices, buffers, and parts thereof	1.186	11.530	4.885	113.080
8607910000	Other parts of locomotives	753	10.425	5.991	557.380
8607990000	Other part of troling stone	6.929	276.351	216.156	6.818.904
8608002000	Electromechanic equip of railway/tramwaytrack fixtures, fitting, mechanic signal	657	78.864	15.386	2.021.306
8608009000	Non-electromech equip of railway/tramwaytrack fixtures, fitting, mechanic signal	8.934	59.334	300.356	610.330
8609001000	Containers of metal design & equip forcarriage by one/more modes of transport	39.881	651.439	18.225	17.460.989
8609002000	Containers of wood design & equip forcarriage by one/more modes of transport	0	1	0	1
8609009000	Other containers design & equip forcarriage by one/more modes of transport	90.107	714.899	782.902	3.419.625
8701101100	Pedestrian controlled tractors, power<=22.5 kw for agricultural use	0	71.416	0	351.102
8701101900	Pedestrian controlled tractors, power<=22.5 kw oth than for agricultural use	0	41.595	0	97.764
8701102100	Pedestrian controlled tractors, power> 22.5 kw for agricultural use	0	3.958	0	2.786
8701102900	Pedestrian controlled tractors, power> 22.5 kw oth than for agricultural use	218	29.935	500	103.887
8701201000	Road tractors for semi-trailers, ckd	0	18.230	0	124.000
8701209000	Road tractors for semi-trailers, not ckd	502.714	1.969.325	2.318.495	12.547.970
8701301000	Track-laying tractors of a cylinder cap<= 1100 cc	0	198.738	0	2.498.145
8701302000	Track-laying tractors of a cylinder cap> 1100 cc	0	72.070	0	677.335
8701901100	Agriculture tractors of a cylinder cap<= 1100 cc	18.079	416.129	80.203	1.914.672
8701901900	Agriculture tractors of a cylinder cap<= 1100 cc	174.772	1.395.322	1.101.821	8.362.569
8701909100	Other tractors of a cylinder capacity<= 1100 cc	0	3.673	0	18.111
8701909900	Other tractors of a cylinder capacity> 1100 cc	0	1.061.544	0	6.999.242
8702101400	Motor vehicles for the transport >=10 p, vehicle weight >= 24 t, ckd, diesel	0	74.890	0	1.215.603
8702102100	Motor vehicles for the transport >=10 p, vehicle weight < 6 t, not ckd, diesel	70.006	927.517	807.779	9.361.573
8702102200	Motor vehicles for the transport >=10 p, vhcl weight >=6t & <18t, not ckd, diesel	0	36.990	0	303.348
8702102400	Motor vehicles for the transport >=10 p, vehicle weight >= 24 t, not ckd, diesel	0	131.700	0	78.969
8702909910	Other motor vehicle, non diesel, >= 10 pa gross vehicle weight < 5 tons, not ckd	2.000	8.527	33.000	113.500
8702909920	Other motor vehicle, non diesel, >= 10 pvhcl weight >= 5 tons & < 24 t, not ckd	0	5.821	0	41.100
8703101000	Golf cars, including golf buggies	14.003	79.645	59.774	457.318
8703109000	Vehicles specially designed for travelon snow and similar vehicles	0	4.284	0	122.463
8703211000	Go-karts, cylinder capacity <= 1,000 ccinternal combust recipro piston engine	0	14.510	0	34.319
8703212190	Other motor cars, <= 1,000 cc, ckdinternal combust recipro piston engine	0	3.500	0	34.200
8703212910	Sedan/station wagons, <=1,000 cc, not ckdinternal combust recipro piston engine	0	6.230	0	73.129
8703212990	Other motor cars, <= 1,000 cc, not ckdinternal combust recipro piston engine	212.895	514.280	1.344.600	3.263.941
8703219000	Other vehicles, <= 1,000 cc, not ckdinternal combust recipro piston engine	0	627	0	3.201
8703221190	Other motor cars, 1,000-1500 cc, ckdinternal combust recipro piston engine	353.108	871.940	1.273.738	3.312.969
8703221910	Sedan/station wagon, 1,000-1500cc, not ckdinternal combust recipro piston engine	1.214.528	10.580.330	11.266.604	92.651.824
8703221990	Oth motor cars, 1,000-1500 cc, not ckdinternal combust recipro piston engine	1.376.639	10.381.256	11.462.164	81.745.457
8703229000	Other vehicles, 1,000-1500 cc, not ckdinternal combust recipro piston engine	0	2.114	0	9.368
8703231000	Ambulances, 1500-3000 cc intern combustreciprocating piston engine	10.082	85.300	335.295	617.927
8703234190	Other motor cars, 1500-1800 cc, ckdinternal combust recipro piston engine	0	2.500	0	6.879
8703234290	Other motor cars, 1800-2000 cc, ckdinternal combust recipro piston engine	412.410	2.473.238	2.792.792	16.735.539

**I.3. IMPOR MENURUT KOMODITI / IMPORT BY HS COMMODITY**  
**\*\*\*NOVEMBER / NOVEMBER 2009 \*\*\***

H S	Uraian Komoditi Commodity Description	Berat Bersih / Net Weight (Kg)		Nilai / Value C.I.F (US\$)	
		Bulan ini Current Month	Kumulatif Cum.Jan. to date	Bulan ini Current Month	Kumulatif Cum.Jan. to date
8703234390	Other motor cars, 2000-2500 cc, ckdinternal combust recipro piston engine	292.324	1.374.915	2.413.473	11.427.888
8703235110	Sedan/station wagons, 1500-1800 cc, notinternal combust recipro piston engine	283.504	3.364.819	3.144.927	37.806.749
8703235190	Other motor cars, 1500-1800 cc, not ckdinternal combust recipro piston engine	733.075	1.956.702	4.377.265	12.996.662
8703235210	Sedan/station wagons, 1800-2000 cc, notinternal combust recipro piston engine	81.537	1.286.038	1.028.954	14.050.827
8703235291	Oth motor car,1800-2000 cc, (4x2) system,not ckd,int combust recipro pist engine	24.356	114.658	224.427	1.168.433
8703235292	Oth motor car,1800-2000 cc, (4x4) system,not ckd,int combust recipro pist engine	0	26.141	0	413.898
8703235310	Sedan/station wagon,2000-2500cc,not ckdinternal combust recipro piston engine	433.948	2.406.175	6.000.564	31.240.486
8703235391	Oth motor car,2000-2500cc, (4x2) system,not ckd,int combust recipro pist engine	1.118.477	7.535.683	13.401.335	84.476.381
8703235392	Oth motor car,2000-2500cc, (4x4) system,not ckd,int combust recipro pist engine	0	115.320	0	1.254.915
8703235410	Sedan/station wagon,2500-3000cc,not ckdinternal combust recipro piston engine	12.283	899.940	215.235	16.204.755
8703235491	Oth motor car,2500-3000cc, (4x2) system,not ckd,int combust recipro pist engine	6.820	62.793	98.058	994.849
8703235492	Oth motor car,2500-3000cc, (4x4) system,not ckd,int combust recipro pist engine	81.284	318.404	982.710	5.053.442
8703239320	Oth vehicle, 2000-2500 cc, (4x4) system,not ckd,int combust recipro pist engine	0	15.890	0	305.770
8703239420	Oth vehicle, 2500-3000 cc, (4x4) system,not ckd,int combust recipro pist engine	0	4.400	0	29.820
8703241000	Ambulances, cylinder capacity > 3000 ccinternal combust recipro piston engine	0	6.600	0	125.885
8703245010	Sedan/station wagons, > 3000 cc,not ckdinternal combust recipro piston engine	69.843	640.801	1.453.893	15.056.833
8703245091	Oth motor cars, > 3000 cc, (4x2) system,not ckd,int combust recipro pist engine	8.200	239.917	119.950	3.377.349
8703245092	Oth motor cars, > 3000 cc, (4x4) system,not ckd,int combust recipro pist engine	245.085	1.887.376	3.123.922	26.504.931
8703249000	Other vehicle, > 3000 cc, not ckdinternal combust recipro piston engine	3.894	14.322	60.840	2.234.307
8703311010	Sedan/station wagon, <= 1500 cc, ckd,diesel	0	2.176	0	1.612
8703311090	Other motor cars,<= 1500 cc, ckd, diesel	0	3.735	0	2.508
8703312000	Other motor cars, <= 1500 cc, not ckd,diesel	0	3.740	0	1.920
8703319000	Other vehicles, <= 1500 cc, not ckd,diesel	18.088	143.164	68.831	779.190
8703325100	Sedan/station wagon,1500-2000cc,not ckd,diesel	168.624	1.822.741	1.420.152	14.441.765
8703325900	Other motor cars, 1500-2000 cc, not ckd,diesel	2.750.715	6.632.501	25.527.349	59.864.752
8703329900	Other vehicles, 2000-2500 cc, not ckd,diesel	195.274	1.823.322	1.570.317	15.439.893
8703334190	Other motor cars, 2500-3000 cc, ckd,diesel	0	7.071	0	122.000
8703335100	Other motor cars, 2500-3000 cc, not ckd,diesel	80.512	107.114	5.801.916	6.143.547
8703335200	Other motor cars, > 3000 cc, not ckd,diesel	37.994	259.525	812.508	4.513.030
8703339000	Other vehicles, > 2500 cc, not ckd,diesel	0	13.606	0	241.710
8703905400	Other motor car, > 2500 cc, not ckd	0	2.695	0	78.078
8703909000	Other vehicles, not ckd	0	2.950	0	91.168
8704101200	Damper designed for off highway, <=24 tnot ckd	58.505	62.205	21.005	30.731
8704102100	Damper designed for off highway, >24 t,ckd	0	8.085.282	0	134.562.510
8704102200	Damper designed for off highway, > 24 tnot ckd	2.667.762	35.335.025	26.552.482	378.390.903
8704211900	Other vans, <= 5 t, ckd, diesel	0	18.137	0	853.179
8704212900	Other vans, <= 5 t, not ckd, diesel	1.738.331	15.825.920	14.616.413	121.661.081
8704222300	Tanker vehicles, 5-6 t, not ckd, diesel	29.800	29.800	189.000	189.000
8704222900	Other vans, 5-6 t, not ckd, diesel	0	12.114	0	84.163
8704222911	Other vans, 6-10 t, ckd, diesel	331.757	2.384.326	2.109.679	14.487.499
8704222919	Other vans, 6-10 t, not ckd, diesel	0	2.826	0	4.809
8704224300	Tanker vehicles, 10-20 t, not ckd,diesel	0	53.698	0	53.064
8704224900	Other vans, 10-20 t, not ckd, diesel	5.820	18.010	71.436	113.705
8704232900	Other vans, 20-24 t, not ckd, diesel	0	630.300	0	766.115
8704233900	Other vans, > 24 t, ckd, diesel	455.040	491.269	2.268.108	2.536.471
8704234300	Tanker vehicles, > 24 t, not ckd, diesel	10.256	10.256	5.276	5.276
8704234900	Other vans, > 24 t, not ckd, diesel	334.140	3.131.717	2.034.724	22.076.533
8704312900	Other vans, <= 5 t, not ckd,internal combustion piston engine	642.720	4.452.716	3.702.302	24.324.495
8704322300	Tanker vehicles, 5-6 t, not ckd,internalcombustion piston engine	0	7.500	0	28.775
8704328900	Other vans, > 24 t, not ckd, internalcombustion piston engine	0	14.242	0	84.239
8704901000	Motor vehicles for the transport of good, ckd	0	172.389	0	1.087.882
8704909000	Motor vehicles for the transport of good, not ckd	0	9.552	0	128.000
8705100000	Crane lorries	4.472	1.261.842	27.200	3.994.980
8705200000	Mobile drilling derricks	0	224.563	0	3.248.855
8705300000	Fire fighting vehicles	2.003	819.612	1.788	17.225.648
8705400000	Concrete-mixer lorries	23.338	476.795	143.987	970.207
8705905000	Street clean vhcl, incl cesspit emptiermobile clinic;spray lorries of all kinds	2.529	1.044.572	73.883	1.480.926
8705909000	Other special purpose motor vehicles	208.153	2.201.817	2.040.343	30.448.502
8706001100	Chasis fitted with engines for agri.tractors of subhd 8701.10/8701.90	0	1.000	0	5.180
8706001900	Oth chasis fitted with engines for vhclsof heading 8701	0	72.166	0	65.359
8706002000	Chasis fitted with engines for vehiclesof heading 8702	24.400	182.541	262.500	793.538
8706003000	Chasis fitted with engines for vehiclesof heading 8703	0	5.505	0	89.720
8706004000	Chasis fitted with engines for vehiclesof heading 8704	52.920	211.478	1.071.265	4.071.040
8706005000	Chasis fitted with engines for vehiclesof heading 8705	0	62.390	0	495.648
8707100000	Bodies for the vehicles of heading 8703	10.964	106.730	51.979	517.746
8707901000	Bodies for the vehicles of heading 8701	1.957	6.974	2.386	43.676
8707903000	Bodies for the vehicles of heading 8705	22.000	81.287	692.036	1.446.315
8707909000	Bodies for the vehicles of heading 8702,8704	79.405	978.595	459.231	8.282.543
8708101000	Bumper & parts for vehicles heading 8701	147	321.717	2.311	5.790.901
8708109000	Bumper & parts for vehicles heading 8702;8703;8704; 8705	134.426	1.360.685	1.278.351	13.612.134
8708211000	Safety seat belt for vehicles 8701	326	2.040	5.007	27.740
8708219000	Safety seat belt for vehicles 8702; 8703; 8704; 8705	40.381	480.112	347.819	3.811.667

**I.3. IMPOR MENURUT KOMODITI / IMPORT BY HS COMMODITY**  
**\*\*\*NOVEMBER / NOVEMBER 2009 \*\*\***

H S	Uraian Komoditi Commodity Description	Berat Bersih / Net Weight (Kg)		Nilai / Value C.I.F (US\$)	
		Bulan ini Current Month	Kumulatif Cum.Jan. to date	Bulan ini Current Month	Kumulatif Cum.Jan. to date
8708291100	Component of door trim assembly for hd8701	749	12.429	16.258	178.173
8708291200	Component of door trim assembly for hd8703	38.078	526.447	455.581	5.009.521
8708291300	Component of door trim assembly for hd8705/subheading 8704.10	23.930	222.129	148.552	1.423.458
8708291900	Component of door trim assembly for hd8702 & 8704 (excl. 8704.10)	62.133	606.369	275.155	2.730.084
8708292000	Parts of safety seat belts of heading 8701-8705	96.349	746.290	709.646	5.283.468
8708299100	Oth part, access of bodies for agricul.tractors of subhead 8701.10/8701.90	60	11.168	197	43.628
8708299200	Oth part, access of bodies for agricul.vehicles of heading 8701	24	3.292	1.080	33.069
8708299300	Oth part, access of bodies for agricul.of heading 8703	210.493	4.409.449	1.882.478	36.904.590
8708299900	Oth part, access of bodies for agricul.of heading 8702; 8704; 8705	288.637	3.185.922	1.946.263	17.431.922
8708301000	Brakes,servo-brakes; parts thereof forvehicles of heading 87.01	15.173	126.213	115.923	1.194.238
8708302000	Brakes,servo-brakes; parts thereof forvehicles of heading 87.03	222.302	2.781.940	3.139.277	33.816.455
8708309000	Brakes,servo-brakes; parts thereof forvehicles of heading 8702; 8704; 8705	290.732	4.268.819	1.640.010	20.122.139
8708401100	Gear boxes, unassembled for vehicles of heading 87.03	242.539	1.563.329	4.785.586	29.147.091
8708401200	Gear boxes, unassembled for vehicles of subheading 8704.10/heading 8705	509	12.223	8.348	256.108
8708401900	Gear boxes, unassembled for vehicles of head 8701-8702 & 8704 (exlc 8704.10)	214.822	3.535.604	1.317.853	12.162.274
8708402100	Gear boxes, assembled for agri tractors of subheading 8701.10/8701.90	0	443	0	9.573
8708402200	Gear boxes, assembled for oth vehicle of heading 87.01	624	18.467	27.714	308.769
8708402300	Gear boxes, assembled for vehicle of hd87.03	176.890	686.095	1.680.805	7.661.865
8708402400	Gear boxes, assembled for vehicle of subheading 8704.10/heading 8705	809	98.374	19.942	294.622
8708402900	Gear boxes, assembled for vehicles of heading 8702 & 8704 (excl. 8704.10)	34.728	540.853	226.911	2.914.134
8708409000	Parts of gear boxes	131.512	705.646	495.781	3.886.128
8708501100	Drive-axles with differential, unassabl for vehicles of heading 87.03	269.256	2.351.962	4.388.275	37.826.856
8708501200	Drive-axles with differential, unassabl for vhcl of subhead 8704.10/head 8705	857	153.530	14.099	857.457
8708501900	Drive-axles with differential, unassabl for vhcl hd 8701-8702&8704(exlc 8704.10)	56.522	893.400	199.015	4.044.724
8708502100	Drive-axles with differential, assabled for agri tractor of subhd 870110,870190	0	65.203	0	107.336
8708502200	Drive-axles with differential, assabled for other vehicles of heading 87.01	14.130	56.395	272.401	975.787
8708502300	Drive-axles with differential, assabled for vehicles of heading 87.03	126.173	1.432.514	795.703	10.627.217
8708502400	Drive-axles with differential, assabled for vhcl of subhd 8704.10/hd 87.05	18.339	205.759	278.013	2.723.488
8708502900	Drive-axles with differential, assabled for vhcl of hd 8702,8704 (exlc 8704.10)	189.485	1.894.491	1.267.863	12.735.636
8708509000	Parts of drive-axles with differential,non-driving, axles	122.818	791.741	487.573	3.624.360
8708701100	Wheel centre discs and caps for agritractors of subheading 8701.10/8701.90	15.718	182.139	173.246	485.488
8708701200	Wheel centre disc & cap for oth vehicle of heading 87.01	4.855	79.419	46.164	369.782
8708701300	Wheel centre disc & cap for oth vehicle of heading 87.03	847.886	3.541.625	1.043.450	7.064.126
8708701400	Wheel centre disc & cap for oth vehicle of subheading 8704.10/heading 87.05	144.311	617.472	184.184	1.865.290
8708701900	Wheel centre disc & cap for oth vehicle of heading 8702 & 8704 (exlc 8704.10)	448.222	4.223.113	914.755	7.135.793
8708709100	Other road wheel for agri tractors of subheading 8701.10/8701.90	0	17.244	0	56.447
8708709200	Other road wheel for oth vehicles of hd87.01	0	200	0	1.878
8708709300	Other road wheel for vehicles of head87.03	27.099	337.143	132.038	1.900.215
8708709400	Other road wheel for vehicles of subhd8704.10/heading 87.05	23.806	285.988	49.089	1.619.395
8708709900	Other road wheel for vehicles of head8702 & 8704 (excl. 8704.10)	534.985	2.406.694	468.386	3.704.798
8708801100	Suspension systems for agri tractors of subheading 8701.10/8701.90	306	7.610	10.582	113.808
8708801200	Suspension systems for oth vehicles of heading 87.01	6.020	33.281	94.041	488.238
8708801300	Suspension systems for vehicles of head87.03	24.805	290.901	99.364	1.220.515
8708801400	Suspension systems for vehicle of sebhd8704.10/heading 87.05	17.911	74.097	53.130	830.744
8708801900	Suspension systems for vehicle of sebhd8702 & 8704 (excl. 8704.10)	88.905	919.909	455.991	2.745.891
8708809000	Parts of suspension systems (incl shock-absorbers)	184.645	2.682.752	2.047.631	20.400.285
8708911100	Radiators systems for agri tractors of subheading 8701.10/8701.90	24	9.903	648	48.438
8708911200	Radiators for other vehicles of heading 87.01	514	12.433	15.547	410.086
8708911300	Radiators for vehicles of heading 87.03	12.659	137.361	91.664	1.200.837
8708911400	Radiators for vehicles of subhd 8704.10 or heading 87.05	10.176	79.631	130.152	1.080.024
8708911900	Radiators for vehicles of heading 87.02,8704 (excl. 8704.10)	71.604	572.272	449.505	3.794.340
8708919000	Parts of radiator	128.223	1.206.196	1.463.756	12.265.695
8708921000	Silencers (mufflers),exhaust pipe; parts for vehicles of heading 87.01	176	2.279	958	39.609
8708922000	Silencers (mufflers),exhaust pipe; parts for vehicles of heading 87.03	258.865	4.786.476	2.729.626	27.499.303
8708923000	Silencers (mufflers),exhaust pipe; parts for vhcl of subhd 8704.10/head 87.05	1.502	5.506	44.764	111.560
8708929000	Silencers (mufflers),exhaust pipe; parts for vhcl of hd 8702,8704 (exlc 8704.10)	148.850	991.069	1.381.344	8.728.726
8708931000	Clutches and parts thereof for agritractors of subhd 8701.10/8701.90	9	29.372	149	460.593
8708932000	Clutches, parts thereof for oth vehicle of heading 87.01	2.023	14.563	19.062	123.080
8708933000	Clutches, parts thereof for oth vehicle of heading 87.03	265.459	2.099.387	2.990.269	25.454.832
8708934000	Clutches, parts thereof for vehicles of subheading 8704.10/heading 87.05	7.174	37.946	81.682	588.972
8708939000	Clutches, parts thereof for vehicles of heading 8702 & 8704 (excl. 8704.10)	232.326	1.935.197	1.014.968	10.131.960
8708941000	Steering wheels with airbag assemblies	584	58.550	15.805	347.987
8708949100	Oth steering wheels, columns,boxes for agri. tractors of subhd 8701.10,8701.90	5.941	11.380	16.321	43.903
8708949200	Oth steering wheels, columns,boxes for other vehicles of heading 87.01	486	3.467	25.674	118.747
8708949300	Oth steering wheels, columns,boxes for vehicles of subheading 87.03	364.895	3.572.731	4.943.952	47.948.856
8708949900	Oth steering wheels, columns,boxes for vehicles of head 8702, 8704, 8705	50.976	572.243	859.313	4.811.630
8708951000	Safety airbags with inflater system	118.826	664.467	653.036	5.321.311
8708959000	Parts of safety airbags with inflater system	160	34.196	42.776	345.711
8708991100	Unassembled fuel tank;engine bracket for vehicles of heading 87.01	1.553	603.312	21.371	5.750.679
8708991200	Unassembled fuel tank;engine bracket for vehicles of heading 87.03	76.233	812.344	861.481	8.012.064
8708991900	Unassembled fuel tank;engine bracket for vehicles of head 87.02; 87.04; 8705	72.807	955.857	479.368	4.980.181
8708999100	Other parts and accessories for agritractors of subhd 8701.10/8701.90	60.058	283.420	355.788	2.056.712

**I.3. IMPOR MENURUT KOMODITI / IMPORT BY HS COMMODITY**  
**\*\*\*NOVEMBER / NOVEMBER 2009 \*\*\***

H S	Uraian Komoditi Commodity Description	Berat Bersih / Net Weight (Kg)		Nilai / Value C.I.F (US\$)	
		Bulan ini Current Month	Kumulatif Cum.Jan. to date	Bulan ini Current Month	Kumulatif Cum.Jan. to date
870899200	Other parts, acces for other vehicles of heading 87.01	3.567	9.087	23.022	65.069
870899300	Other parts, acces for other vehicles of heading 87.03	1.365.147	14.266.667	11.139.135	115.697.592
870899900	Other parts, acces for other vehicles of heading 87.02, 8704, 8705	4.284.516	35.046.929	32.076.988	242.187.440
8709110000	Electrical vehicles	0	3.891	0	67.966
8709190000	Non elect work truck, self-propelled, not fitted with lift/handl equip, in factory	82.497	258.951	1.214.299	2.895.604
8709900000	Part of work trucks, self-propelled, not fitted with lift/handl equip, in factory	26.572	136.902	129.582	947.596
8710000000	Tanks, other armoured fighting vehicles, motorised, with weapons/not, & parts	94.502	522.670	19.232.346	44.397.753
8711101100	Motorcycle, incl moped, scooters, recipoint combust piston engine < 50 cc, ckd	9.864	39.807	27.690	121.359
8711101900	Other motorcycles, reciprocating internal piston engine < 50 cc, ckd	0	37.056	0	45.182
8711109100	Motorcycle, incl moped, scooters, recipoint combust piston engine < 50 cc, not ckd	0	48.830	0	69.485
8711109900	Other motorcycles, recipoint combust piston engine < 50 cc, not ckd	0	22.281	0	39.172
8711201090	Motocross motorcycles, with recipoint combust piston engine, 50-250 cc, not ckd	4.622	60.168	111.270	981.962
8711202100	Motorcycles, scooters, with recipoint combust piston engine, 50 -125 cc, ckd	0	28.715	0	55.503
8711202200	Motorcycles, scooters, with recipoint combust piston engine, 125 -150 cc, ckd	0	14.841	0	43.609
8711202300	Motorcycles, scooters, with recipoint combust piston engine, 150 -200 cc, ckd	0	812.726	0	3.066.107
8711202400	Motorcycles, scooters, with recipoint combust piston engine, 200 -250 cc, ckd	220	11.429	5.515	71.972
8711203000	Other motorcycles, recipoint combust piston engine, 50 -250 cc, ckd	0	42.512	0	59.987
8711204100	Motorcycles, scooters, with recipoint combust piston engine, 50-125 cc, not ckd	243	264.495	4.866	1.581.625
8711204200	Motorcycles, scooters, with recipoint combust piston engine, 125-150cc, not ckd	2.560	137.515	37.048	1.599.003
8711204300	Motorcycles, scooters, with recipoint combust piston engine, 150-200cc, not ckd	82.178	847.069	595.290	6.936.129
8711204400	Motorcycles, scooters, with recipoint combust piston engine, 200-250cc, not ckd	142.638	1.602.377	2.236.362	21.191.739
8711301090	Motocross motorcycles, with recipoint combust piston engine, 250-500 cc, not ckd	230	6.137	2.807	384.563
8711302090	3-wheeled light vehicle, recipoint combust piston engine, <356cc, 350kg, not ckd	0	180	0	1.093
8711309000	Other motorcycles, recipoint combust piston engine, 250 -500 cc, not ckd	178	1.693	5.897	51.705
8711401090	Motocross motorcycles, with recipoint combust piston engine, 500-800 cc, not ckd	0	3.398	0	59.478
8711409000	Other motorcycles, recipoint combust piston engine, 500 -800 cc, not ckd	0	12.385	0	288.449
8711509000	Other motorcycles, recipoint combust piston engine, > 800 cc, not ckd	3.531	13.869	74.708	397.770
8711905000	Other motorcycles, ckd	0	8.499	0	41.990
8711909000	Other motorcycles, not ckd	225	15.297	4.990	82.582
8712001000	Racing bicycles	2.493	96.044	44.827	179.762
8712002000	Bicycles designed to be ridden by children	840.254	12.023.853	471.054	8.373.166
8712003000	Other bicycles	923.438	3.925.816	452.496	2.572.955
8712009000	Other cycles	937.270	6.163.217	1.088.774	8.409.914
8713100000	Carriages for disabled persons, not mechanically propelled	29.566	273.018	77.777	697.261
8713900000	Carriages for disabled persons, mechanically propelled	0	191.286	0	439.704
8714110000	Saddles of motorcycles (incl. mopeds)	11.913	79.539	47.513	456.858
8714190010	Clutch assembly of motorcycles (incl. mopeds)	200.989	2.046.980	2.761.729	25.652.678
8714190020	Gear assembly of motorcycles (incl. mopeds)	223.024	3.373.819	1.129.050	17.586.413
8714190030	Spokes/nipples of motorcycles (incl. mopeds)	2.396.077	21.904.673	17.709.755	174.059.149
8714190040	Oth part & acces, for motorcycles of subheading, 8711.10, 8711.20/8711.90	298.402	3.240.436	660.804	12.046.076
8714190090	Oth part & acces, for motorcycles of subheading, 8711.30, 8711.40/8711.50	1.451.890	13.700.268	5.496.106	63.158.820
8714201200	Castors of a dia (incl. tyres) 101-250 mm that the wheel width > 30 mm	2.435	2.435	16.991	16.991
8714201900	Castors of a dia (incl. tyres) > 250 mm that the wheel width > 30 mm	1.171	17.985	6.483	92.223
8714209000	Other parts of carriages for disabled persons	15	43.893	395	109.825
8714911000	Frames & forks for bicycles of subheading 8712.00.20	66.092	653.338	109.950	908.473
8714919000	Oth parts of forks	339.714	2.935.343	1.271.971	13.081.170
8714921000	Wheel rims and spokes for bicycles of subheading 8712.00.20	22.702	165.416	19.024	208.076
8714929000	Other wheel rims and spokes	295.615	2.225.215	970.167	7.256.534
8714931000	Hubs, (exc. coaster brake hub, hub brake, free/sprocket-wheel), bicycle 8712.00.20	24.497	151.984	58.246	295.380
8714939000	Oth hub, (exc. coaster braking hub, hub brake, free/sprocket-wheel)	131.115	1.334.069	723.097	4.783.719
8714941000	Brakes, (incl. coast brake hub, hub brake) for bicycles of subheading 8712.00.20	129.241	486.968	48.501	459.482
8714949000	Oth brakes, (incl. coaster braking hubs, hub brakes)	455.606	2.506.032	1.499.163	11.744.304
8714951000	Saddles for bicycles of subhd 8712.00.20	19.601	179.831	27.344	161.933
8714959000	Other saddles	106.482	1.025.729	250.168	2.121.654
8714961000	Pedals and crank-gear, & parts thr for bicycles of subheading 8712.00.20	16.667	120.544	9.003	67.721
8714969000	Other pedals and crank-gear, & parts thr	197.845	1.521.677	561.579	4.461.352
8714991000	Parts & accessories of bicycle of subhd 8712.00.20	805.034	5.420.262	5.830.161	38.477.074
8714999000	Parts & accessories of vehicle of head 87.11 to 87.13. (exc. 8712.00.20)	982.679	10.127.028	2.491.062	34.928.601
8715000000	Baby carriages, trailers, semi-trailers, oth vhcl, not mechanically propel; & part	162.213	1.669.121	399.073	3.605.952
8716100000	Trailers & semi-trailers of the caravan type, for housing/camping	0	1	0	2
8716200000	Self-loading/self-unloading trailers & semi-trailers for agricultural purposes	0	3.824	0	21.037
8716310000	Tanker trailers, tanker semi-trailers for the transport of goods	206.787	572.282	1.742.837	3.893.155
8716394000	Agricultural trailers and semi-trailers	0	456.639	0	2.130.119
8716399000	Other trailers and semi-trailers for the transport of goods	129.131	816.995	45.400	3.710.662
8716400000	Other trailers and semi-trailers	80.607	1.502.454	422.466	3.565.942
8716801000	Cart, wagon, sack truck, hand trolleys & similar hand-propelled vhcl used in fact	24.040	321.443	76.028	806.241
8716802000	Wheelbarrows a kind used in factory/workshops	29.170	417.194	31.080	372.794
8716809000	Oth vehicles, not mechanically propelled	54.917	506.963	134.248	1.830.679
8716901100	Wheels for trailers and semi-trailers	2.962	1.345.037	20.342	1.887.838
8716901300	Other parts for goods of subheading 8716.20	31.592	169.537	54.940	393.094
8716901900	Other parts for trailers, semi-trailers	186.161	1.627.969	603.125	6.888.582
8716909100	Parts for goods of subhead 8716.80.10 or 8716.80.20	33.868	422.606	32.182	502.042

**I.3. IMPOR MENURUT KOMODITI / IMPORT BY HS COMMODITY**  
**\*\*\*NOVEMBER / NOVEMBER 2009 \*\*\***

H S	Uraian Komoditi Commodity Description	Berat Bersih / Net Weight (Kg)		Nilai / Value C.I.F (US\$)	
		Bulan ini Current Month	Kumulatif Cum.Jan. to date	Bulan ini Current Month	Kumulatif Cum.Jan. to date
8716909900	Other parts for other vehicles	156.050	1.581.901	299.337	3.561.586
8801000000	Balloon,dirigibles,glider, hang glidersand other non-powered aircraft.	20	113	8.698	26.350
8802110000	Helicopters of an unladen weight <=2,000 kg	0	2.420	0	12.974.274
8802120000	Helicopters of an unladen weight >2,000 kg	0	5.209	0	4.727.682
8802201000	Aeroplanes of an unladen weight<= 2,000 kg	0	56.670	0	3.944.625
8802209000	Other aircraft of an unladen weight,<= 2,000 kg	0	4.160	0	1.521.165
8802301000	Aeroplane of an unladen weight >2,000 kgand <= 15,000 kg	11.015	74.646	946.000	52.936.804
8802401000	Aeroplanes of an unladen weight> 15,000 kg	409.150	5.250.392	216.477.500	2.367.897.895
8802600000	Spacecraft (including satellites) andsuborbital, spacecraft launch vehicles	0	15.023	0	857.414
8803100000	Propellers, rotors, parts thereof ofheading 88.01/88.02.	7.177	68.286	90.515	2.965.420
8803200000	Under-carriages, parts thereof heading88.01/88.02.	240	8.447	5.983	508.846
8803300000	Other parts of aeroplanes/helicoptersheading 88.01/88.02.	20.758	283.007	7.955.453	61.511.434
8803901000	Parts of telecommunication satellites	0	38.985	0	762.144
8803902000	Parts of balloons, gliders/kites	0	102	0	8.099
8803909000	Other parts of goods of heading 88.01or 88.02	1.075	45.384	912.467	23.927.095
8804000000	Parachutes (incl dirigible parachutes,paragliders)&rotocochutes,parts, acces thrf	2.769	14.979	352.610	803.942
8805100000	Aircraft launching gear, part thereof,deck arrestor/similar gear, part thereof	0	4.888	0	67.587
8805210000	Air combat simulators & parts thereof	0	790	0	160.476
8805291000	Ground flying trainers	0	88	0	3.335
8805299000	Parts of ground flying trainers	0	6.104	0	257.007
8901101000	Cruise ships,excursion boats,ferry-boats of gross tonnage <= 26 ton	0	69	0	893
8901102000	Cruise ships,excursion boats,ferry-boats of gross tonnage>26 but<=250ton	0	2.050.440	0	3.943.734
8901103000	Cruise ships,excursion boats,ferry-boats of gross weight>250 but<=500ton	0	6.096.000	0	18.846.863
8901106000	Cruise ships,excursion boats,ferry-boats of gross tonnage > 5000 ton	0	21.809.000	0	18.918.500
8901205000	Tankers of gross tonnage > 4000 but<= 5000 ton	3.649.000	15.478.000	3.624.938	28.946.055
8901206000	Tankers of gross tonnage > 5000 ton	3.076.000	106.069.000	10.408.173	156.007.308
8901305000	Refrigerated vessels, oth than tankersof gross tonnage>4000but<=5000ton	0	699.332	0	262.812
8901306000	Refrigerated vessels, oth than tankersof gross tonnage > 5000 ton	0	1.122.870	0	8.900.000
8901901100	Other vessels, not motorised of grosstonnage <= 26 ton	0	51.271	0	9.000
8901901200	Other vessels, not motorised of grosstonnage > 26 but <= 250 ton	0	6.395.278	0	50.228.176
8901901400	Other vessels, not motorised of grosstonnage > 500 ton	43.133.000	219.777.266	18.407.500	250.473.157
8901902100	Other vessels, motorised of grosstonnage <= 26 ton	0	50.100	0	619.689
8901902200	Other vessels, motorised of grosstonnage > 26 but <= 250 ton	0	18.666.000	0	38.064.939
8901902300	Other vessels, motorised of grosstonnage > 250 but <= 500 ton	892.000	17.778.666	447.600	89.342.364
8901902400	Other vessels, motorised of grosstonnage > 500 but <= 4000 ton	6.260.000	51.976.619	3.320.435	532.392.272
8901902500	Other vessels, motorised of grosstonnage > 4000 but <= 5000 ton	0	2.224.550	0	3.315.000
8901902600	Other vessels, motorised of grosstonnage > 5000 ton	34.273.000	261.939.000	57.880.000	323.593.103
8902001100	Fishing vessels of gross tonnage<= 26 ton	0	13.474	0	42.104
8902001300	Fishing vessels of gross tonnage> 40 but <= 100 ton	0	313.810	0	477.980
8902001400	Fishing vessels of gross tonnage> 100 but <= 250 ton	78.000	1.593.162	94.972	1.447.834
8902001500	Fishing vessels of gross tonnage> 250 but <= 4000 ton	309.000	3.680.760	221.602	3.502.372
8902001600	Fishing vessels of gross tonnage>4000 ton	65	65	12.257	12.257
8902009100	Factory ship and Oth vessel for fisheryof gross tonage < 26 ton	0	80.800	0	125.310
8902009600	Factory ships&oth vessels for proc/preserv fishery of gro ton > 4000 ton	0	90.000	0	198.999
8903100000	Yachts&oth vessels for pleasure/sportsrowing boats&canoes, inflatable	7.482	62.719	38.424	435.701
8903910000	Sailboats, with/withoutauxiliary motor, not inflatable	698	1.149.460	3.496	122.150.506
8903920000	Motorboats, other than outboard motor,not inflatable	6.659	924.690	9.603	13.911.367
8903990000	Other vessels for pleasure/sports;canoes, not inflatable	3.771	88.733	8.465	947.455
8904001100	Tugs of gross tonnage <= 26 ton	0	2.026.000	0	14.161.360
8904001900	Tugs of gro tonnage >26 ton, of apower <= 4000 hp	2.637.750	18.177.353	24.163.349	465.126.102
8904002100	Tugs of gro tonnage <26 ton, of apower <= 4000 hp	0	380.525	0	11.692.543
8904002900	Tugs of gro tonnage >26 ton, of apower > 4000 hp	2.568.000	3.912.000	6.321.713	13.330.380
8905100000	Dredgers	865.730	26.550.385	4.655.659	28.283.791
8905200000	Floating/submersible drilling/production platforms	0	2.140.099	0	45.399.048
8905901000	Floating docks of a gro ton > 100 tons	0	2.624.170	0	2.773.004
8905909000	Oth vessels w/navigability of which issubsidiary to their main function	356.798	33.187.366	1.422.583	139.789.413
8906100000	Warships	0	3.993	0	22.540
8906901000	Lifeboats oth than rowing boats, othvessels of displacement <= 30 tons	0	65.528	0	530.370
8906909000	Lifeboats oth than rowing boats, othvessels of displacement > 30 tons	591.281	27.142.762	57.474.553	121.278.643
8907100000	Floating structures, inflatable rafts	14.177	396.040	70.538	2.329.324
8907901000	Buoys	1.242	202.905	11.841	1.046.005
8907909000	Other floating structures	87.332	4.031.322	801.794	12.778.608
8908000000	Articles of headings 89.01-89.06imported for breaking up	0	6.611	0	110.688
9001101000	Optical fibres,optical fibre bundles&cables for telecom.&oth electrical use	21.959	250.166	932.338	7.100.362
9001109000	Optical fibres, optical fibrebundles&cables for other purpose	11.952	239.890	663.318	9.291.764
9001200000	Sheets&plates of polarising material	1.073	13.008	19.160	1.050.617
9001300000	Contact lenses	63.967	786.147	5.795.833	74.570.876
9001400000	Spectacle lenses of glass	6.565	38.533	14.730	111.929
9001500000	Spectacle lenses of other materials	24.869	193.419	853.152	5.187.485
9001901000	Lenses & optic elements for photograpor cinematographic cameras	16.097	91.969	1.275.170	7.653.822
9001909010	Lenses & prisms forlighthouses/beacons	2.514	18.985	992.883	3.117.530
9001909090	Oth elements of glass not opticallyworked	8.861	84.672	512.623	5.177.027



**I.3. IMPOR MENURUT KOMODITI / IMPORT BY HS COMMODITY**  
**\*\*\*NOVEMBER / NOVEMBER 2009 \*\*\***

H S	Uraian Komoditi Commodity Description	Berat Bersih / Net Weight (Kg)		Nilai / Value C.I.F (US\$)	
		Bulan ini Current Month	Kumulatif Cum.Jan. to date	Bulan ini Current Month	Kumulatif Cum.Jan. to date
9002111000	Objective lenses for cinematographic projector	0	23	0	435
9002119000	Objective lenses for cameras & other projector	2.759	20.881	25.380	257.947
9002190000	Objective lenses for oth instruments& apparatus	1.744	18.745	839.907	1.077.274
9002201000	Filters for cinematographic projectors	12	12	54	54
9002202000	Filters for cinematographic cameras,photographic cameras & oth projectors	424	5.982	38.633	55.566
9002203000	Filters for telescopes/microscopes	29	220	215	4.090
9002209000	Filters for oth instruments&apparatus	473	6.694	26.072	1.219.851
9002901000	Lenses&prisms for lighthouses/beacons	34	21.500	388	158.078
9002902000	Lenses&prisms for cinematographic projectors	93	337	13.286	41.936
9002903000	Lenses&prisms for cinematographic cam.photographic cameras&oth projectors	559	1.003	7.880	48.473
9002904000	Lenses&prisms for medical&surgical instruments	0	13	0	631
9002909000	Lenses&prisms for oth instruments	3.677	59.277	104.814	6.840.374
9003110000	Frames&mountings for spectacles,goggles of plastics	22.078	137.765	164.177	1.054.636
9003190000	Frames&mountings for spectacles,goggles of other materials	25.979	150.908	95.526	622.598
9003900000	Parts of frames&mountings for spectacles, goggles&the like	2.475	49.628	8.054	349.352
9004100000	Sunglasses	47.432	702.572	337.517	3.103.469
9004901000	Corrective spectacles	10.563	215.496	94.823	1.436.350
9004902000	Corrective goggles	220	2.747	549	8.157
9004905000	Protective goggles	1.564	8.773	9.378	81.060
9004909000	Other spectacles & goggles	61.912	643.974	236.106	2.339.149
9005100000	Binoculars	4.797	22.197	18.319	420.253
9005801000	Astronomical instrumens, excluding instruments for radio-astronomy	271	1.843	5.075	12.598
9005809000	Monoculars & oth optical telescopes	11.646	71.809	62.088	505.009
9005901000	Parts&accessories (incl mountings) for astron.cal instr.ex.instrum.f rad.astr	465	640	12.700	13.764
9005909000	Parts&accessories (include mountings)for oth optical telescopes	22	68.987	342	443.627
9006101000	Laser photo plotters	0	595	0	4.875
9006109000	Oth cameras of a kind used for preparing printing plates/cylinders	2.263	7.017	4.124	315.593
9006300000	Cameras specially design for underwater use for aerial survey, medical,or	0	8.849	0	164.788
9006400000	Instant print cameras	0	41	0	2.992
9006510000	Oth cameras with a slr, for roll film of a width <= 35 mm	0	840	0	69.377
9006520010	Camr.of a kind used for recording doc.> 35 mm	0	102	0	8.002
9006520090	Other cameras for roll film of a width> 35 mm	61	1.312	9.345	79.940
9006530010	Cameras of a kind used for rec. doc on microfilm, microfiche	0	2	0	630
9006530090	Cameras of oth. a kind used for rec.doc on microfilm, microfiche	58	14.364	142.404	185.570
9006591000	Lasers photo plotters/imagesetterswith raster image processor	0	187	0	6.428
9006599010	Camr.of a kind used for recording doc.on mic.film, microfiche/oth microforms	0	103	0	6.506
9006599090	Other camera for recording document on mic.film, microfiche/oth microforms	66	1.886	47.755	272.169
9006610000	Discharge lamp ("electronic") flashlight	30	3.718	83	23.968
9006690000	Oth photographic flashlight apparatus& flashbulbs	1.660	44.370	4.628	190.608
9006913000	Parts & accessories for cameras of subheading 9006.40.00 to 9006.53.00	273	20.275	1.919	74.749
9006919000	Other parts & accessories for cameras	8.871	92.045	171.394	562.060
9006991000	Parts & accessories for photographic flash-light apparatus	1.036	22.859	363.119	4.687.893
9006999000	Parts & accessories not for photographic flash-light apparatus	979	71.923	420.484	8.894.424
9007110000	Cinematographic cameras for film of width <16 mm/for double-8 mm film	173	16.656	5.007	455.731
9007190000	Other cinematographic cameras	1.359	11.387	15.249	552.773
9007201000	Projectors for film of <16 mm in width	80	2.548	1.947	73.384
9007209000	Oth projectors whether/not incorp.sound recording/reproducing apparatus	12.668	96.447	134.872	747.685
9007910000	Parts and accessories for cameras	9.293	84.035	101.703	2.944.547
9007920000	Parts and accessories for projectors	4.682	31.992	532.714	2.401.566
9008100000	Slide projectors, oth than cinematographic	733	3.760	6.900	23.337
9008200000	Microfilm, microfiche/oth m. readers,whether/not capable of prod. copies	0	2.325	0	94.616
9008300000	Other image projectors	625	78.992	44.745	458.871
9008401000	Photogr.enlargers&reducers (oth than cinematographic) use in the print industry	2	1.734	75	15.728
9008409000	Other photographic enlargers and reducers (other than cinematographic)	454	3.230	10.086	94.813
9008901000	Parts and accessories of the goods of subheading 9008.20.00	0	95.443	0	4.765.828
9008909000	Parts and accessories of other image projectors	1.526	20.584	12.666	75.030
9010100000	Apparatus and equipment for automatically developing x-ray film	9.120	118.207	101.159	702.751
9010501000	App. for the projec./drawing of circ.patt.on sensit.substrates for mk of PCB	1.683	8.383	19.132	94.110
9010509000	Oth app&equip for p.grap (including cinematographic); negatoscopes	9.912	22.128	450.524	576.652
9010600000	Projection screens of 300 inches or more	75.352	521.691	197.879	1.332.589
9010901000	Parts&acc. for projection screens,/for articles of subheading 9010.10	72	4.375	110	11.085
9010909000	Parts & acc.of oth apparatus&equip for photographic laboratories	8.763	80.974	45.301	413.955
9011100000	Stereoscopic microscopes	3.251	9.053	67.749	240.142
9011200000	Other microscopes, for photomicrographic cinematography/microproject	3.942	37.557	523.208	2.218.327
9011800000	Other microscopes	3.393	65.848	176.584	1.405.858
9011900000	Parts and accessories of stereoscopic microscope	206	42.508	5.180	168.594
9012100000	Microscopes oth than optical microscopediffraction apparatus	5.055	49.993	95.292	2.274.464
9012900000	Parts and accessories for microscope	53	8.617	5.038	126.931
9013100000	Telescopic sights for fitting to armsperiscopes; telescopes design to form	130	2.504	161.977	477.785
9013200000	Lasers, other than laser diodes	5	8.775	277	155.763
9013801000	Optical error verifications&repairapp.for PCB/PWBs&PCAs	190	8.205	143.869	736.654
9013802000	Liquid crystal devices	22.480	53.490	541.243	2.387.855

**I.3. IMPOR MENURUT KOMODITI / IMPORT BY HS COMMODITY**  
**\*\*\*NOVEMBER / NOVEMBER 2009 \*\*\***

H S	Uraian Komoditi Commodity Description	Berat Bersih / Net Weight (Kg)		Nilai / Value C.I.F (US\$)	
		Bulan ini Current Month	Kumulatif Cum.Jan. to date	Bulan ini Current Month	Kumulatif Cum.Jan. to date
9013809000	Other devices, appliances&instruments of other optical appliances	3.179	91.845	251.687	5.982.445
9013901000	Parts & accessories of goods of subheading 9013.20.00	4	769	30	93.789
9013903000	Parts & acc. of goods of sub head.9013.10.00/9013.80.00	0	83	0	4.216
9013904000	Parts&acc. of optic error verification&repair app for PCB/PWBs&PCAs	0	18	0	1.721
9013909000	Parts&accessories of other goods of subheading 90.13	16	400	2.752	23.005
9014100000	Direction finding compasses	2.533	259.329	23.918	1.619.336
9014200000	Instrum.&appl. for aeronautical/spacenavigation (other than compasses)	22	10.419	87.214	402.978
9014801000	Navig'nal instrum.&appl. used on ships, work with an automatic data processor	0	21.338	0	257.815
9014809000	Other navigational instruments&appliances	23.318	123.071	1.007.577	3.904.620
9014901000	Parts&acc. of ships navig'nal instrumwork with an automatic data process.	8	1.918	57	54.580
9014909000	Parts&accessories of oth navigational instruments&appliances	35.750	201.279	278.332	5.581.480
9015101000	Rangefinders used in photography&cinematography	214	232	744	4.592
9015109000	Other rangefinders	2.106	111.107	123.953	1.215.992
9015200000	Theodolites and tachymeters(tacheometers)	2.355	26.685	41.046	555.203
9015300000	Levels [measuring higher of ground]	5.770	71.976	211.630	345.116
9015400000	Photogrammetrical surveying instruments & appliances	20.898	80.525	64.917	1.225.229
9015801000	Radio sonde and radio wind apparatus	121	9.112	9.838	372.599
9015809000	Other instruments&appliances for surveying	76.324	602.799	3.996.074	40.922.345
9015900000	Parts&accessories of surveying instruments and appliances	170.373	921.953	3.371.841	39.710.535
9016001000	Balances of a sens'vity of 5cg/better, w/without their weights, electronic	6.259	39.478	122.429	871.332
9016009000	Balances of a sens'vity of 5cg/better, w/without their weights, not electronic	5.056	123.690	98.043	966.281
9017101000	Plotters whether i/o units of hd 84.71 or drawing/drafting of head 90.17	0	7.430	0	68.702
9017109000	Other drafting tables & machines, whether/not automatic	6.508	96.348	19.552	263.292
9017201000	Rulers	9.457	294.062	23.328	533.356
9017203000	App. for the project/drawing of circ.patt. on sens'zed subs's for mfc. of PCB	2	6.329	528	77.099
9017204000	Photo plotters for the manufacture of PCB/PWBs	0	21	0	1.045
9017205000	Plotters whether i/o units of h 84.71/drawing/drafting machines of h 90.17	0	1.149	0	1.950
9017209000	Other drawing, marking-out/mathematical calculating instruments	31.964	226.069	47.142	535.572
9017300000	Micrometers, callipers and gauges	40.710	535.991	566.306	4.901.595
9017800000	Other instruments micrometers callipers&gauges	152.957	1.439.690	361.351	4.332.639
9017902000	Parts&acc. of app. for the project/drwg of circ.patt. on sens. subs'tes for PCB	45	823	21.620	26.346
9017903000	Parts&acc. of photo plotters for the manufac. of PCB/PWBs	0	400	0	2.385
9017904000	Parts&acc. incl. PCA of plotters whether i/o units of head 84.71/of head 90.17	0	1.167	0	2.937
9017909000	Parts and accessories of other instruments	8.788	37.055	42.399	521.830
9018110000	Electro-cardiographs	1.583	23.809	107.573	1.056.078
9018120000	Ultrasonic scanning apparatus	3.333	31.324	811.325	4.906.510
9018130000	Magnetic resonance imaging apparatus	22.042	66.093	604.430	4.053.106
9018140000	Scintigraphic apparatus	0	585	0	125.196
9018190000	Other electro-diagnostic apparatus	99.607	563.774	4.403.857	25.216.350
9018200000	Ultra-violet/infra-red ray apparatus	3.180	43.229	106.621	1.457.102
9018311000	Disposable syringes	106.053	1.018.254	707.748	7.177.661
9018319000	Other syringes, with/without needles	44.671	471.406	444.357	5.731.825
9018320000	Tubular metal needles and needles for sutures	36.057	559.748	343.591	5.296.652
9018391000	Oth. catheters	3.617	82.818	50.619	2.415.420
9018392000	Oth. tubular metal needles and needles for sutures	17.307	51.332	849.855	1.176.244
9018399000	Other instruments and appliances, used in dental science	282.408	2.920.018	2.254.309	23.541.045
9018410000	Dental drill eng., whether/not comb. on a single bs with oth dental equip.	641	1.326	9.572	88.416
9018490000	Oth. dental drill eng., whether/not comb. on a single bs with oth dental equip.	3.900	93.292	72.542	524.256
9018500000	Other ophthalmic instruments&appliances	3.952	15.507	284.821	1.254.888
9018902000	Intravenous administration set (adult)	6.273	52.073	141.655	1.286.502
9018903000	Electronic instruments and appliances	30.495	82.853	1.273.277	4.856.079
9018909000	Other instruments&appliances in medical	233.765	3.217.721	5.045.221	45.456.011
9019101000	Electr. mechano-therapy appl. massage apparatus	45.157	416.534	920.552	5.998.500
9019109000	Oth. electr. mechano-therapy appl. massage app.	12.337	220.191	106.396	1.833.122
9019200000	Ozone therapy, oxygen therapy, aerosol therapy, artificial respiration/other	7.593	122.217	280.051	1.826.495
9020000000	Oth breathing appl.&gas masks, excl. protec. masks having neith. mech'l part	7.821	284.061	97.307	5.388.340
9021100000	Orthopaedic/fracture appliances	3.345	128.460	42.871	858.409
9021210000	Artificial teeth	23	1.664	28	88.982
9021290000	Other artificial teeth	0	663	0	37.644
9021310000	Artificial joints	0	51	0	26.432
9021390000	Other artificial joints	0	1.484	0	71.996
9021400000	Hearing aids, excluding parts and accessories	127	3.010	141.216	2.174.196
9021500000	Pacemakers for stimulating heart muscles, excluding parts&accessories	2	155	3.430	146.684
9021900000	Oth appl. which are worn/carried/implan in the body, to comp'ate for a defect	8.302	161.990	8.595.332	83.846.466
9022120000	Computed tomography apparatus	14.152	100.846	1.296.813	7.037.822
9022130000	Oth. computed tomography apparatus for dental use	1.910	11.342	99.319	391.205
9022140000	Oth. computed tomography apparatus for medical, surgical/veterinary uses	36.209	148.816	2.271.895	7.134.818
9022191000	X-ray app for the physical inspection of solder joints on PCB/PWB assemblies	889	27.877	54.406	875.624
9022199000	X-ray apparatus for other uses	6.093	94.938	155.937	2.934.097
9022210000	Alpha, beta/gamma radiations app for medic. surgical, dental/veterinary uses	8.932	65.565	125.699	1.730.994
9022290000	Alpha, beta/gamma radiations apparatus for other uses	1.843	8.559	187.073	667.131
9022300000	X-ray tubes for medical, surgical, veterinary uses	376	5.699	147.628	1.444.059

**I.3. IMPOR MENURUT KOMODITI / IMPORT BY HS COMMODITY**  
**\*\*\*NOVEMBER / NOVEMBER 2009 \*\*\***

H S	Uraian Komoditi Commodity Description	Berat Bersih / Net Weight (Kg)		Nilai / Value C.I.F (US\$)	
		Bulan ini Current Month	Kumulatif Cum.Jan. to date	Bulan ini Current Month	Kumulatif Cum.Jan. to date
9022901000	Parts&acc.of x-ray app f the physicalinspec.of solder joints on PCAs	0	3.906	0	16.118
9022909000	Parts & accessories for other x-ray,alpha,beta/gamma radiations apparatus	9.413	57.772	758.333	2.504.031
9023000000	Instrum. app.&models,for demonstra'nalpurp.(exam. in education/exhibitions)	23.859	400.814	1.999.282	38.043.749
9024101000	Machines and appliances for testingmetals, electrically operated	18.418	111.222	332.643	5.411.930
9024109000	Machines and appliances for testingmetals, non-electrically operated	4.927	522.245	361.254	1.363.381
9024801000	Machines & appliances for testingother material, electrically operated	2.369	56.397	697.286	3.193.533
9024809000	Machines &appliances for testing othermaterial, non-electrically operated	27.109	159.183	1.114.786	3.685.844
9024901000	Parts&acc. for elec. operated machinesand appliances for testing materials	3.903	37.540	254.989	2.276.676
9024902000	Parts&acc.for non-elect'lly operatedmachines&appl. for testing materials	182	8.214	3.400	603.802
9025110000	Thermometers&pyrometers not combinedwith oth instruments, liquid filled	31.432	111.177	115.527	734.819
9025191000	Thermometers&pyrometers not combinedwith oth instruments, electrical	6.652	238.843	327.646	9.622.285
9025192000	Thermometers&pyrometers not combinedwith oth instruments, non electrical	6.280	56.466	124.094	1.470.620
9025801000	Temperature gauges for motor vehicles	885	21.911	23.455	287.644
9025802000	Oth. temperature gauges for motor vehic.electrical	5.737	97.058	178.907	3.286.210
9025803000	Oth. temperature gauges for motor vehic.non electrical	7.246	58.518	109.341	845.057
9025901000	Parts and accessories for electricallyoperated instruments	16.084	55.559	41.069	940.572
9025902000	Parts & accessories for non-electrically operated instruments	505	12.692	21.573	521.650
9026101000	Level gauges for motor vehicleelectrically operated	16.078	312.653	121.095	1.794.815
9026102000	Level gauges for motor vehicles notelectrically operated	8.065	118.506	111.448	1.064.688
9026103000	Oth measur/checking the flow/level ofliquids instrum.,elec.oprt	36.101	473.365	1.098.107	13.689.193
9026109000	Oth measur/checking the flow/level ofliquids instrum.,not elec.op	23.885	281.248	500.315	5.185.786
9026201000	Presure gauges for motor vehicles,electrically operated	6.603	113.326	86.555	1.888.045
9026202000	Presure gauges for motor vehicles,not electrically operated	15.811	78.974	62.920	642.079
9026203000	Other measuring/checking pressureinstruments, electrically operated	17.888	506.607	809.246	12.786.350
9026204000	Other measuring/checking pressureinstruments, not electrically operated	12.723	179.006	188.568	2.838.385
9026801000	Oth instruments/app. for measuring, electrically operated	11.046	600.827	843.255	15.858.468
9026802000	Oth instruments/app. for measuring,not electrically operated	46.222	530.829	226.242	4.864.132
9026901000	Parts&acc. for electrically operatedinstruments and apparatus	21.347	262.215	1.495.337	12.265.472
9026902000	Parts&acc.for nn-electrically operatedinstruments and apparatus	23.218	173.720	565.835	5.794.570
9027101000	Gas/smoke analysis apparatus,electrically operated	1.017	336.931	144.826	4.710.774
9027102000	Gas/smoke analysis apparatusnot electrically operated	443	35.354	22.075	764.536
9027201000	Chromatographs&elektrophoresis instrum, electrically operated	44.049	63.946	7.993.946	8.865.172
9027202000	Chromatographs&elektrophoresis instrum, not electrically operated	2.750	11.771	52.700	463.437
9027301000	Spectrometers,sp.photometers&sp.graphsuse optic radiat,elect'lly operated	5.552	41.823	166.074	3.241.994
9027302000	Spectrometers,sp.photometers&sp.graphsuse optic radiat,nt-elect'lly operated	4.701	22.156	306.052	1.259.639
9027501000	Oth instrum.&app.using optic radiat'ns(uv, visible, ir), elect'lly operated	3.883	47.311	697.823	5.721.784
9027502000	Oth instrum.&app.using optic radiat'ns(uv,visible,ir),not-elect'lly operated	759	17.630	76.895	1.436.944
9027801000	Exposure meters	918	7.668	62.452	561.985
9027802000	Coagulometers	1.747	14.263	337.076	1.916.214
9027803000	Other instruments and apparatuselectrically operated	9.391	513.827	1.014.628	9.887.581
9027804000	Other instruments and apparatusnot electrically operated	644	76.248	194.559	3.683.620
9027901000	Parts&acc.includg PCA of h 90.27,othfor gas/smoke analysis app.&microtomes	1.608	31.026	177.607	1.304.157
9027909100	Parts&acc. of gas/smoke analysis app.and microtomes, electrically operated	484	15.015	71.521	897.856
9027909900	Parts&acc. of gas/smoke analysis app.&microtomes,not-electrically operated	19.853	189.360	480.091	4.822.402
9028101000	Gas meters of a kind mounted in gascontainers	325	51.010	31.225	552.736
9028109000	Other gas meters of kind mountedin gas containers	23.510	107.572	309.306	2.032.048
9028201000	Totalizing water meters	113.933	877.768	298.068	2.659.068
9028209000	Other liquid meters	5.608	154.077	235.777	2.058.699
9028301000	Kilowatt hour meters	35.911	305.602	544.484	8.105.393
9028309000	Other electricity meters	28.779	386.530	152.894	5.207.286
9028901000	Water meter housings/bodies	0	47.302	0	453.311
9028909000	Oth parts&accessories of gas, liquid/electricity supply/production meters	257.232	2.562.693	2.117.133	23.078.974
9029102000	Taximeters	9	7.973	328	79.094
9029109000	Mileometers, pedometers and the like	1.848	59.568	55.387	893.819
9029201000	Speedometer for motor vehicles	49.946	635.288	816.712	6.070.395
9029202000	Tachometers for motor vehicles	23.494	197.473	263.417	2.375.749
9029209000	Oth speed indicators&tachometers;stroboscopes	44.122	403.751	1.404.306	11.051.572
9029901000	Parts&acc.of goods of sub h 9029.10/of stroboscopes of subheading 9029.20	36.419	634.781	587.895	6.930.503
9029902000	Parts and accessories of goods ofsubheading 9029.20	146.751	990.993	3.227.915	25.044.434
9030100000	Instruments & apparatus for measuring/detecting ionising radiations	2.003	78.588	416.357	3.703.674
9030200000	Cathode-ray oscilloscopes &cathode-ray oscillographs	1.864	68.453	208.482	1.696.159
9030310000	Multimeters without a recording device	13.023	153.402	126.464	1.201.053
9030320000	Multimeters with a recording device	2.711	15.465	20.964	232.134
9030331000	Instruments and apparatus for measuring/check voltage without a rec. device	1.651	32.606	93.276	2.742.463
9030332000	Impedance-measuring instruments andapparatus designed to provide visual	1.433	9.995	108.834	421.725
9030333000	Ammeters and voltmeters for motorvehicles	386	22.319	6.665	189.867
9030339000	Oth instr&app for meas'g/check.voltagecurr.resist./power,w/o record. device	19.509	318.255	310.620	3.289.953
9030390000	Other heading 90.30with a recording device	8.827	114.613	288.100	4.098.168
9030400000	Other instruments and apparatus,designed for telecommunications	562	55.901	136.365	3.632.215
9030821000	Wafer probers	0	409	0	20.665
9030829000	Oth instrum.&app.for measuring/checking semiconductor wafers/devices	3.758	58.099	64.235	2.023.486
9030841000	Instruments & app., with a recordingfor measure, check electrical quantities	1.696	29.733	58.567	4.800.945

**I.3. IMPOR MENURUT KOMODITI / IMPORT BY HS COMMODITY**  
**\*\*\*NOVEMBER / NOVEMBER 2009 \*\*\***

H S	Uraian Komoditi Commodity Description	Berat Bersih / Net Weight (Kg)		Nilai / Value C.I.F (US\$)	
		Bulan ini Current Month	Kumulatif Cum.Jan. to date	Bulan ini Current Month	Kumulatif Cum.Jan. to date
9030849000	Oth instru. and app., with a recordingfor measure, check electrical quantities	309	7.816	80.725	719.353
9030891000	Instru.&app.s,w/o recording device forgoods other than subheading 9030.39	318	3.734	11.045	99.812
9030899000	Other instruments & apparatus,without recording device	5.964	102.747	288.188	3.935.156
9030901000	Parts&accessories including PCA ofgoods of subhead 9030.40&9030.82	6.085	25.416	334.804	1.101.961
9030902000	Parts&acc. of instrum.&app for measure/check elect'al quantities on PCB&PCAs	137	11.582	35.416	1.395.739
9030903000	Parts&acc.of optical instrum.&appl.formeasuring/checking PCB/PWBs&PCAs	7	2.174	3.224	586.448
9030909000	Other parts&accessories of goods ofhead 90.30	3.244	205.782	177.566	15.332.457
9031101000	Machines for balancing mechanicalparts, electrically operated	46.646	386.487	1.051.190	6.217.654
9031102000	Machines for balancing mechanicalparts, not electrically operated	22.293	91.010	101.586	429.667
9031201000	Test benches, electrically operated	6.394	144.254	302.084	3.301.699
9031202000	Test benches,not electrically operated	2.566	57.857	4.813	256.757
9031410000	Oth optical instrum.&appl.for inspec.s.cond.wafers/devices/p.masks/reticles	580	26.955	397.626	1.082.673
9031491000	Optic' instrum&appl.for measur surfaceparticulate contamn. on s.cond. wafers	766	4.191	371.913	1.044.017
9031492000	Optical error verification&repair app.for PCB/PWBs and PCAs	0	30	0	659
9031493000	Optical instrum.&appl. for measuring/checking PCB/PWBs&PCAs	15	20.231	3.999	271.318
9031499000	Other optical instruments andappliances for other purposes	2.512	245.095	229.636	7.010.893
9031801100	Cable test equipment, electricallyoperated	12.149	148.751	535.727	4.244.576
9031801900	Cable test equipment, not electricallyoperated	109	14.936	5.307	436.788
9031809200	Other instruments, appliances&machinesof head 90.31, electrically operated	83.138	703.005	2.757.839	24.606.392
9031809900	Other instruments, appl.&machines ofhead 90.31, not electrically operated	30.030	229.671	1.100.532	8.793.768
9031901100	Parts&acc.incl.PCA of optical instrum.&appl.for inspecting s.cond. wafers	266	27.019	39.101	1.741.954
9031901200	Parts&acc.of optical error verifc.&repair app.for PCB/PWBs&PCAs	6	2.008	119	42.978
9031901300	Parts&acc.of optic. microscopes fittedw/equip.for hand&trans.of s.cond wafer	1	276	65	62.553
9031901900	Parts&accessories for nonelectrically operated equipment	6.696	104.166	470.502	5.559.902
9031902000	Parts&accessories for other-electricallyoperated equipment	3.228	63.745	70.054	986.399
9032101000	Thermostats, electrically operated	51.323	707.861	424.750	6.665.392
9032102000	Thermostats, not electrically operated	11.315	173.301	77.798	718.767
9032201000	Manostats, electrically operated	2.677	9.064	30.011	334.651
9032202000	Manostats, not electrically operated	328	29.641	8.365	139.072
9032810000	Hydraulic/pneumatic regulating/ctrlinginstruments and apparatus	5.826	386.894	101.382	2.943.443
9032891000	Instru.&app.fitt.with anautomatic dataprocess.mach. for controll the propul.	17.190	52.661	95.178	2.245.823
9032892000	Automatic instrum.&app.for controllingchem./electro-chem.solutions in PCA/PWB	1.566	3.682	1.546	317.349
9032893100	Automatic regulating voltage units(stabilizers)	96.774	1.110.465	298.814	2.768.859
9032893900	Oth automatic regulating/controllinginstrum.&app., electrically operated	134.996	747.805	1.960.811	12.194.237
9032899000	Oth automatic regulating/controllinginstrum.&app.not electrically operated	95.245	1.719.908	2.659.394	30.947.065
9032901000	Parts and accessories of goods ofsubheading 9032.89.10	71	449	5.145	160.171
9032902000	Parts and accessories of goods ofsubheading 9032.89.20	0	12.019	0	71.210
9032903000	Parts and accessories of other goods,electrically operated	12.661	132.224	217.518	2.443.991
9032909000	Parts and accessories of other goods,not electrically operated	33.596	372.155	803.579	7.608.036
9033001000	Parts&acc. for machines,appl.,instrum.of chapter 90 for elect'ly operated	19.224	237.773	866.331	7.845.932
9033002000	Parts&acc. for mach.appl.,instrum.ofchap. 90 for not electrically operated	74.259	517.219	364.781	3.926.848
9101110000	Elec'ly wrist-watches,whether/not withastopwatch fac'ty,wi mech.display only	6.069	14.902	835.092	1.484.145
9101190000	Elec'ly wrist-watches,whether/not withastopwatch facility,with oth display	661	19.251	47.549	856.311
9101210000	Other wrist-watches, whether/not withastop-watch fac'ty,w automatic winding	61	579	19.933	23.774
9101290000	Oth wrist-watches,whether/not withastop-watch fac'ty,w non auto. winding	920	2.406	16.550	118.868
9101910000	Other wrist-watches, electricallyoperated	112	797	4.653	35.174
9101990000	Other wrist-watches, not electricallyoperated	7.547	44.255	80.106	235.557
9102110000	Elec'ly wrist-watches oth head 91.01,wh'er/not w astop.w. fact,w/mech.dspl	1.443	38.782	79.197	1.821.309
9102120000	Elec'ly wrist-watches oth head 91.01,w/nw a s.watch fac'ty,w op-elec.displ	261	4.721	7.514	173.152
9102190000	Elec.ly wrist-watches othh91.0,whether/not w/astopwatch fact,w/oth display	53.672	381.096	448.523	2.739.253
9102210000	Oth wrist-watches oth h91.01, whether/nt with a s.watch fac'ty,w/autom.wndg	14.837	181.214	42.525	690.985
9102290000	Oth wrist-watches oth h91.01, whether/nt w/a s.watch fac'ty,w/n.autom.wndg	11.436	395.227	166.625	2.239.197
9102910000	Stop-watches, electrically operated	2	7.491	35	21.550
9102919000	Other wrist-watches oth head 91.01,electrically operated	21.120	132.744	38.836	396.662
9102990000	Other wrist-watches oth head 91.02,electrically operated	42.169	549.704	182.197	2.036.482
9103100000	Clocks with watch movements, excludingclocks ofh91.04.,electrically operated	628	871	1.204	2.142
9103900000	Clocks with watch movements, excludingclocks ofh91.04.,not elec'ly operated	0	11.439	0	38.653
9104001000	Instrument panel clocks & clocks of asimilar type, for vehicles	3.266	30.780	197.214	1.953.877
9104002000	Instrument panel clocks & clocks of asimilar type, for aircraft	0	1	0	1.767
9104003000	Instrument panel clocks & clocks of asimilar type, for vessels	0	64	0	307
9104009000	Instrument panel clocks & clocks of asimilar type, for spacecraft	0	869	0	2.159
9105110000	Alarm clocks, electrically operated	1.169	52.467	1.428	265.122
9105190000	Alarm clocks,not electrically operated	14.113	238.693	65.194	639.269
9105210000	Wall clocks, electrically operated	9.267	83.323	78.627	346.753
9105290000	Wall clocks, not electrically operated	5.978	265.165	22.003	1.065.424
9105910020	Public clocks for building; clocks forcentralised electric clock systems	0	36	0	2.880
9105910090	Oth. Clocks, electrically operated	5	8.391	257	57.010
9105990010	Oth. marine and similar chronometers(oth. than clocks of heading 91.04)	0	56	0	843
9105990090	Oth. Clocks, not electrically operated	567	35.767	3.324	150.039
9106100000	Time-registers; time-recorders	5.619	128.020	74.578	753.281
9106900000	Oth time record.&intervals of time appw/clock/watch move./with synchron.mtr	9.391	154.811	122.275	1.438.096
9107000000	Time switches with clock/watchmovement/with synchronous motor.	4.915	101.900	33.181	1.237.211

**I.3. IMPOR MENURUT KOMODITI / IMPORT BY HS COMMODITY**  
**\*\*\*NOVEMBER / NOVEMBER 2009 \*\*\***

H S	Uraian Komoditi Commodity Description	Berat Bersih / Net Weight (Kg)		Nilai / Value C.I.F (US\$)	
		Bulan ini Current Month	Kumulatif Cum.Jan. to date	Bulan ini Current Month	Kumulatif Cum.Jan. to date
9108110000	Watch move., comp.&assem. with mech.display only, electrically operated	0	126	0	173
9108120000	Watch movements,comp.&assem.with opto-elect'nic display only, elect'ly oprtd	0	2	0	35
9108190000	Other watch movements, complete &assembled, electrically operated	207	155.555	1.000	9.601.902
9108200000	Watch move., comp.&assem. with mech.-with automatic winding	0	22	0	2.455
9108900000	Other watch movements, complete &assembled, not electrically operated	28	741	1.553	41.863
9109110000	Clock movements of alarm clocks,compl.and assembled, electrically operated	8.092	11.962	29.497	39.354
9109190000	Clock movements of oth clocks, compl.&assembled, electrically operated	1.711	54.739	7.528	180.476
9109900000	Clock movements, complete andassembled, not electrically operated	14.983	59.438	37.239	152.111
9110110000	Complete movements, unassem./partlyassem.(movement sets) of watches	8.351	98.688	87.374	617.449
9110190000	Rough movements of watches	0	2.571	0	893
9110900000	Oth. compl/incomplete movements,unassem.or assembled (movement sets) of cl	6.479	51.102	32.260	223.446
9111100000	Watch cases of precious metal/ofmetal clad with precious metal	0	1	0	1
9111200000	Watch cases of base metal, whetheror not gold/silver-plated	411	21.927	1.826	72.277
9111800000	Other watch cases	3.419	40.063	16.400	199.471
9111900000	Parts of watch cases	63	26.044	1.525	67.192
9112200000	Clock cases and cases of a similartype for other goods of this chapter	0	8.840	0	289.941
9112900000	Part of clock cases&cases of a similartype for other goods of this chapter	56	2.686	1.902	18.538
9113100000	Watchstraps,watch band&watch braceletsof precious mtl/of mtl clad w/prc.mtl	0	11	0	14.261
9113200000	Watchstraps,watch bands& bracelets,of base metal,wheth/not gold/s plated	1.751	14.141	3.956	59.123
9113900000	Other watchstraps, watch bands &watch bracelets	4.796	79.721	53.010	437.920
9114100000	Springs, including hair-springs ofclock/watch	12	1.020	1.153	4.348
9114200000	Jewels of clock/watch	2.484	4.073	3.540	6.583
9114300000	Dials of clock/watch	787	9.496	1.688	24.998
9114400000	Plates and bridges of clock/watch	0	6.555	0	10.690
9114900000	Other parts of clock/watch	11.267	148.697	44.170	476.839
9201100000	Upright pianos	9.336	263.225	39.427	1.440.176
9201200000	Grand pianos	22.912	83.213	266.616	708.865
9201900000	Oth pianos,including automatic pianos;harpsichords&oth keybrd string.instr.	53.679	353.209	92.361	701.175
9202100000	String musical instruments playedw/a bow	2.049	26.495	59.491	224.457
9202900000	Other string musical instrumentsplayed	20.680	209.370	67.915	1.492.274
9205100000	Brass-wind instruments	4.785	20.458	21.842	156.963
9205901000	Keyboard pipe organ; harmonium & similarkeyboard instrum with free metal reeds	2.691	49.278	39.961	455.366
9205909000	Oth. keyboard pipe organs, harmoniumswith free metal reeds	24.783	280.389	22.610	1.098.461
9206000000	Percussion musical instruments(for exp, drm,xylophones,cymbals,castanets)	81.882	650.352	324.605	2.550.376
9207100000	Keyboard instruments, other thanaccordions	13.932	189.133	138.026	1.882.868
9207900000	Oth musical instruments,the sound isproduc/must be amplified,electrically	23.301	179.529	76.090	957.164
9208100000	Musical boxes	9.744	61.405	23.857	331.884
9208901000	Decoy calls, call horns &other mouthblown sound signalling instruments	274	8.527	385	16.716
9208909000	Oth musical instruments not fallingwithin any oth heading of this chapter	1.179	22.169	66.927	253.688
9209300000	Musical instrument strings	17.091	193.087	126.470	1.957.918
9209911000	Strung backs, keyboards and metalframes for upright pianos	155.512	1.270.086	1.283.772	9.024.328
9209919000	Other parts and accessories for pianos	549.081	3.301.986	3.383.290	22.353.520
9209920000	Parts & accessories for the musicalinstruments of heading 92.02	76.048	783.313	1.053.986	7.588.885
9209940000	Parts & accessories for the musicalinstruments of heading 92.07	26.662	573.038	559.694	8.631.260
9209990000	Parts & accessories for other musicalinstruments	91.850	812.753	2.353.543	25.122.317
9301110000	Artillery weapons (for example, guns,howitzers & mortars), self-propelled	23.062	27.802	6.792.614	6.862.182
9301190000	Artillery weapons(for ex.guns,howitzer& mortars), not self-propelled	12.890	20.841	1.798.731	4.023.429
9301200000	Rocket launchers;flame-throwers;grenadelauncers; torpedo tub&sim. projectors	43	6.998	2.184	38.946
9301900000	Oth military weapons,o than revolvers,pistols & the arms of heading 93.07	19.242	26.421	3.788.850	7.441.644
9302000000	Revolvers and pistols, otherthan those of heading 93.03/93.04.	35	3.404	9.953	337.975
9303100000	Muzzle-loading firearms	385	524	1.995	2.327
9303201000	Hunting shotguns	0	2.443	0	11.168
9303209000	Oth sporting/target-shooting shotguns,including combination shotgun-rifles	30	66	5.393	15.039
9303309000	Oth sporting/target-shooting rifles	0	269	0	12.867
9303900000	Oth firearms&sim. device which operateby the firing of an explosive charge	300	530	9.417	29.626
9304009000	Oth arms (for example,spring, air/gasguns&pistols),excl.those of head 93.07	153	2.971	778	33.660
9305100000	Parts and accessories of revolvers/pistols	0	45	0	104.356
9305219000	Shotgun barrels of other shotguns	0	314	0	6.278
9305299000	Other parts and accessories of othershotguns	0	26	0	508
9305910000	Parts and accessories of militaryweapons of heading 93.01	576	604	172.261	192.306
9305999000	Parts and accessories of other arms	0	164	0	7.044
9306210000	Cartridges for shotgun and air gun	3.325	44.731	991.894	3.148.123
9306290000	Parts of cartridges, gun pellets	3.014	12.833	16.080	911.908
9306301000	Oth cartridges&parts thereof use forrevolvers & pistols of heading 93.02	0	580	0	6.201
9306302000	Cartridges for riveting/similar toolsor for captive-bolt humane killers and	234	1.362	10.411	58.598
9306309000	Other cartridges and parts thereof usefor other arms	2.846	5.203	178.334	295.487
9306900000	Other cartridges, missiles and similararmunitions of war & parts thereof	35.086	77.647	10.450.727	15.347.343
9307000000	Swords,cutlasses,bayonets,lances&similar arms&parts thereof &scabbards	486	614	6.827	7.559
9401100000	Seats of a kind used for aircraft,convertible into beds	0	10.766	0	151.540
9401200000	Seats of a kind used for motorvehicles, converti-ble into beds	7.610	94.473	62.878	886.905
9401300000	Swivel seats with variable heightadjustment	205.296	2.114.447	636.462	5.978.449
9401400000	Seats other than garden seats/camping	137.226	800.258	349.683	1.948.718

**I.3. IMPOR MENURUT KOMODITI / IMPORT BY HS COMMODITY**  
**\*\*\*NOVEMBER / NOVEMBER 2009 \*\*\***

H S	Uraian Komoditi Commodity Description	Berat Bersih / Net Weight (Kg)		Nilai / Value C.I.F (US\$)	
		Bulan ini Current Month	Kumulatif Cum.Jan. to date	Bulan ini Current Month	Kumulatif Cum.Jan. to date
9401510010	Seats of rattan	2.967	104.079	3.319	112.644
9401510090	Other seats of rattan	204	33.521	170	131.192
9401590000	Other seats of bamboo/rattan	1.944	6.549	5.822	13.189
9401610000	Upholstered	88.044	1.015.878	231.288	2.776.113
9401690000	Other upsholstered	46.211	775.579	178.668	1.884.096
9401710000	Other seats, with metal frames,upholstered	178.670	2.661.687	609.995	7.203.035
9401790000	Other seats, with metal frames, notupholstered	191.448	2.248.942	361.853	4.241.076
9401801000	Baby walkers	20.729	201.775	82.853	463.945
9401809000	Other seats	94.594	937.523	264.239	2.052.789
9401901010	Parts of aircraft seats of plastics	458	45.614	636	267.073
9401901090	Oth parts of aircraft seats of plastics	310	7.690	3.652	82.229
9401902000	Parts of baby walkers	0	4.987	0	8.366
9401909100	Parts of seats of goods of subheading9401.20.00/9401.30.00	268.530	1.859.692	2.120.237	12.713.694
9401909910	Oth.of goods of subheading of plastic9401.20/9401.30	28.838	292.264	78.989	714.867
9401909990	Oth.of goods of subheading9401.20/9401.30	605.641	4.433.231	3.653.369	27.183.791
9402101000	Dentists' chairs	32.650	331.816	395.694	2.937.730
9402103000	Barbers' and hairdressers' chairs andparts	3.665	144.919	12.734	392.821
9402109000	Other dentists, hairdressers & barberschairs and part thereof	8.773	96.842	89.968	425.982
9402901000	Fumtr.designed for medical,surgical/veterinary surg.purp.&parts thereof	21.985	265.020	185.876	1.363.193
9402909000	Oth. fumtr.design for medical,surgical/veterinary surg.purp.&parts thereof	63.192	480.880	450.506	3.180.032
9403100000	Mtl furniture of a kind used in office	157.375	1.314.201	1.108.854	3.447.835
9403200000	Other metal furniture	710.092	5.867.886	1.496.013	10.262.606
9403300000	Wooden furniture of a kind usedin offices	550.411	2.901.702	821.338	4.119.086
9403400000	Wooden furniture of a kind usedin the kitchen	40.573	751.656	80.725	936.137
9403500000	Wooden furniture of a kind usedin the bedroom	327.455	5.313.863	543.848	8.153.157
9403600000	Other wooden furniture	668.770	5.478.170	1.008.277	8.058.013
9403700000	Furniture of plastics	38.359	916.037	89.628	1.259.891
9403810010	Bedroom, dining room/living room sets ofrattan	0	4.696	0	11.080
9403810020	Bedroom, dining room/living room sets ofother materials	5.429	276.764	12.247	359.120
9403810030	Fumtr. of plas. of kind used in parksgardens/vestibules	821	5.963	498	6.100
9403810040	Fume cupboards for use in medicallaboratories	0	1.644	0	49.528
9403810090	Other furniture of bamboo or rattan	73	93.930	248	293.025
9403890010	Bedroom, dining room/living roomsets of other materials	49.054	398.428	65.471	516.331
9403890020	Oth furniture of a kind used in parks,garden/vestibules	3.703	149.156	12.036	161.956
9403890030	Fume cupboards for use in medical lab.of cane,osier,bamboo/similar materials	0	31.318	0	79.008
9403890090	Other furniture	159.192	1.566.482	310.313	2.930.371
9403900000	Parts of other furniture	400.528	3.305.299	685.751	5.353.328
9404100000	Mattress supports	8.677	37.677	14.782	97.818
9404210000	Mattresses of cell. rubber/plastics,whether/not covered	29.101	167.337	88.805	628.360
9404291000	Mattress springs of other materials	20.515	123.458	66.226	392.079
9404292000	Mattress of hyperthermia/hyphothermiatype of other materials	0	1	0	5.900
9404299000	Other mattress of other materials	70.307	961.240	56.471	657.703
9404300000	Sleeping bags	1.734	18.183	10.048	103.092
9404901000	Quilts, bedspreads and mattressprotectors	23.582	65.372	160.687	457.200
9404909000	Other articles of bedding and similarfurnishing	32.259	334.034	142.900	1.624.607
9405102000	Surgical lamps of ceiling/walllighting fittings	297	9.252	10.038	135.724
9405103000	Spotlights of ceiling/wall lightingfittings	61.232	478.868	348.874	2.472.060
9405109000	Oth chandeliers&oth elec ceiling/walllight.fittng,exc.of apublic spac.light	239.721	3.347.710	1.248.174	14.425.237
9405201000	Surgical lamps of electric table,desk,bedside/floor-standing lamps	354	512	30.939	41.737
9405209010	Elect. table of spotlights	20.213	107.322	50.390	244.471
9405209090	Oth. elect. table, desk	237.995	2.133.754	949.857	7.504.467
9405300000	Lighting sets of a kind used forchristmas trees	8.923	144.396	31.300	319.627
9405401000	Surgical lamps, incl. operat lights;pilot lamp assem for elec.-thermic dom	0	8.108	0	159.729
9405402000	Searchlights	94	9.893	1.482	20.710
9405404000	Oth. electr. lamps of spotlights	69.098	294.564	361.968	1.336.204
9405405000	Street lamps/lanterns	44.604	264.496	406.611	1.625.702
9405406000	Other exterior lighting, other thanstreet lamps/lanterns	6.139	156.734	91.327	1.579.285
9405407000	Non-flashing aerodrome beacons;lampsfor railwayloc.aircraft,ships ofbs mtl	36	86.772	569	305.657
9405408000	Pilot lamp assemblies for electrodomestic appliances of heading 85.16	106	6.734	1.672	28.189
9405409010	Fibreoptic operation headlights	527	106.455	7.395	402.246
9405409090	Oth electric lamps,including oth eleclamps&lighting fittings of wood	113.772	787.733	711.376	4.506.964
9405501100	Non elect. lamps&lighting fittings -of brass, for religius rites	69	383	1.685	4.043
9405501900	Oth. non elect. lamps&lighting fittings	0	1.798	0	1.019
9405504010	Hurricane lamps of base metal	353	396.591	840	371.042
9405504090	Other hurricane lamps	5.224	125.932	4.021	109.177
9405509011	Oil lamps of brass, used for relig.rites	1.486	9.232	14.477	69.317
9405509012	Oil lamps of other base metal,or of wood	10	1.891	372	8.345
9405509013	Oil lamps of plast, stone, ceramic,-glass	6.839	7.310	15.659	16.162
9405509019	Other oil lamp of plastic	72	6.608	1.555	5.617
9405509020	Miners lamps and quarrymens lamps	298	1.348	936	25.557
9405509090	Other miners lamps & quarrymenslamps	1.756	24.382	15.358	181.034
9405601000	Property protection warning signs,street name plates,road&traffic signs	2.249	56.927	63.807	306.766

**I.3. IMPOR MENURUT KOMODITI / IMPORT BY HS COMMODITY**  
**\*\*\*NOVEMBER / NOVEMBER 2009 \*\*\***

H S	Uraian Komoditi Commodity Description	Berat Bersih / Net Weight (Kg)		Nilai / Value C.I.F (US\$)	
		Bulan ini Current Month	Kumulatif Cum.Jan. to date	Bulan ini Current Month	Kumulatif Cum.Jan. to date
9405609010	Property protection warning signs,of stone/ceramic	50	1.304	5.432	220.020
9405609090	Other property protection warningsigns	10.374	175.795	49.037	1.112.318
9405911000	Parts of glass for surgical lamps	0	1.768	0	40.334
9405912000	Parts of glass for spotlights	238	12.498	1.343	73.082
9405914000	Glass globes and chimneys for otherlamps	33	31.372	185	41.333
9405919000	Parts of glass of other lamps	10.424	497.930	39.471	1.113.297
9405921000	Parts of plastics for surgical lamps	0	62	0	57
9405922000	Parts of plastics for spotlights	68	19.554	193	54.903
9405929000	Parts of plastics for other lamps	152.203	1.886.670	387.106	4.011.341
9405991000	Lampshades of textile materials	2.347	12.231	19.164	56.577
9405999010	Frames for miners/quarrymenslamps	53	2.871	200	79.280
9405999090	Other, for the miners lamps, surgical	60.978	868.028	192.722	2.321.965
9406001000	Greenhouses fitted with mechanical/thermal equipment	15.550	241.351	10.656	736.951
9406009200	Other prefabricated buildings of wood	163	17.717	3.419	202.209
9406009400	Other prefabricated buildingsof iron/steel	106.161	2.963.964	234.940	10.747.516
9406009900	Other prefabricated buildings of othermaterials	110.424	2.097.712	233.362	9.298.405
9503001000	Tricycles, scooters, pedal cars andsimilar wheeled toys; dolls carriages	137.338	1.078.805	295.285	2.598.769
9503002100	Dolls, whether/not dressed	44.919	659.817	231.281	2.580.864
9503002200	Garments and garments accessories;footwear and headgear	56	10.897	1.642	243.065
9503002900	Other garments and garm. accessories;footwear and headgear	39.406	269.514	578.491	3.731.542
9503003000	Electric trains, includ tracks, signalsand other accessories therefor	31.085	155.322	175.586	690.466
9503004100	Model aircraft assembly kits	358	15.364	1.135	137.346
9503004900	Other model aircraft assembly kits	63.193	1.376.691	846.142	8.181.703
9503005000	Other construction sets&constructionaltoys, of materials other than plastics	505	47.514	2.740	689.681
9503006000	Stuffed toys representing animals/non-human creatures, puzzles	1.232	53.220	8.230	293.459
9503007100	Toys of jigsaw/picture puzzles	4.696	45.018	9.245	139.129
9503007900	Other toys of jigsaw/picture puzzles	526	411.790	13.380	1.983.157
9503009100	Numerical, alphabetical/animalblock/cut-outs; word builder sets;	9.211	91.805	37.336	342.928
9503009200	Skipping ropes	0	6.864	0	32.656
9503009300	Marbles	128.750	3.178.532	27.038	598.142
9503009900	Other of goods of sub heading95.03.00.9	1.230.622	12.272.633	3.530.907	32.959.856
9504100000	Video games of a kind used with atelevision receiver	45.388	1.194.885	278.040	3.760.939
9504202000	Tables for billiards of all kinds	1.336	89.716	3.091	58.242
9504209000	Other articles and accessories forbilliards	30.295	208.320	15.177	166.846
9504300000	Oth games, operated by coins, banknotesbank cards, tokens/by other means	130.017	885.331	559.288	3.483.234
9504400000	Playing cards	199.138	982.898	161.815	825.464
9504901000	Bowling requisites of all kind	615	10.250	2.681	61.857
9504902000	Darts and parts and accesories of darts	51	2.228	263	9.069
9504903900	Other tables designed for use withcasino games	0	9.717	0	13.985
9504909100	Tables designed for games	6.865	11.322	15.900	24.334
9504909900	Other tables designed for games	82.571	211.277	215.286	818.738
9505100000	Articles for christmas festivities	47.499	522.217	125.275	1.891.912
9505900000	Festive,carnival/oth entertn.articlesincl conjuring tricks & novelty jokes	26.613	376.044	81.296	1.130.247
9506110000	Skis of snow-ski	0	152	0	2.110
9506120000	Ski-fastenings (ski-bindings)	0	18	0	252
9506190000	Other snow-ski equipment	1.331	249.968	8.883	518.745
9506210000	Sailboards	2	825	9	18.271
9506290000	Other water-skis, surf-boards,sailboards& oth water-sport equipment	4.766	59.305	17.682	226.467
9506310000	Clubs for golf, complete	7.757	88.887	92.760	707.697
9506320000	Balls for golf	2.820	79.666	10.462	279.700
9506390000	Other golf equipment	5.134	47.205	35.841	241.441
9506401000	Tables tennis	29.211	187.891	22.284	272.415
9506409000	Oth articles & equip for table-tennis	12.218	210.320	37.866	492.221
9506510000	Art. & equip. for lawn tennis racketswhether/not strung	7.905	103.957	82.566	1.186.546
9506590000	Oth. art.&equip. for lawn tennis rackets	51.046	608.205	249.853	1.674.054
9506610000	Lawn-tennis balls	3.196	34.444	10.618	73.819
9506620000	Inflatable balls	35.518	309.995	229.153	1.403.291
9506690000	Other balls, other than golf balls &table-tennis balls	13.751	144.372	68.425	443.701
9506700000	Ice skates and roller skates, incl.skating boots with skates attached	16.430	70.051	17.355	217.849
9506910000	Artic.&equip. for general physicsexercise, gymnastics/athletics	319.701	4.246.474	1.023.477	11.791.239
9506992000	Bows and arrows for archery;crossbows	0	20	0	5.013
9506993000	Nets, cricket pads, shinguards andsimilar articles	663	61.233	7.579	204.662
9506995010	Shuttlecocks	3.386	44.556	21.364	170.022
9506995090	Other articles and equipment for sportbut badminton	15.901	163.475	228.287	658.980
9506999000	Oth articles&equipment for oth sports;swimming pools&padling pools	20.292	136.373	72.004	1.124.476
9507100000	Fishing rods	21.487	718.764	183.478	2.728.298
9507200000	Fish-hooks, whether/not snelled	33.346	459.167	81.326	1.073.171
9507300000	Fishing reels	19.852	369.045	72.207	1.225.564
9507900000	Other fishing rods, hooks,/reels	11.207	193.946	142.792	2.278.785
9508100000	Travelling circuses and travellingmenageries	5.251	5.284	58.221	58.521
9508900000	Roundabouts,swings,shooting galleries&oth fairgrmd amus.; trave. theatres	36.085	697.578	152.572	3.101.984
9601100000	Worked ivory and articles of ivory	616	32.005	5.694	171.641

**I.3. IMPOR MENURUT KOMODITI / IMPORT BY HS COMMODITY**  
**\*\*\*NOVEMBER / NOVEMBER 2009 \*\*\***

H S	Uraian Komoditi Commodity Description	Berat Bersih / Net Weight (Kg)		Nilai / Value C.I.F (US\$)	
		Bulan ini Current Month	Kumulatif Cum.Jan. to date	Bulan ini Current Month	Kumulatif Cum.Jan. to date
9601901000	Worked mother-of pearl/tortoise-shell & articles of the foregoing	424	48.695	10.746	120.917
9601909000	Other worked mother-of pearl/tortoise-shell & articles of the foregoing	0	32.595	0	292.000
9602001000	Gelatin capsules for pharmaceutical products	4.768	91.155	108.474	1.458.245
9602002000	Cigar/cigarette cases, tobacco jars and household ornamental articles	1.793	26.919	7.788	75.980
9602009000	Oth worked veget/minrl carving matrl&artic.of these matrls; of wax, stearin, gum	20.109	45.985	9.636	86.948
9603101000	Brushes consisting of twigs/others vegetable material bound together	102.636	731.046	112.093	1.036.662
9603102000	Brooms consisting of twigs/others vegetable material bound together	94.943	452.775	106.433	578.301
9603210000	Tooth brushes, including dental-plate brushes	74.150	1.272.733	759.007	11.362.367
9603290000	Shaving brushes, hair brush, nail brush, eyelash o. toilet brush for use on men	101.666	726.113	157.172	1.736.437
9603300000	Artists' brushes, writing brush & similar brushes for the applic. of cosmetics	13.373	175.235	73.344	1.688.699
9603400000	Paint, d istemper, varnish/similar brushes ; paint pads and rollers	305.323	2.899.612	388.654	3.540.530
9603500000	Other brushes constituting parts of machines, appliances/vehicles	34.138	323.551	183.050	1.798.479
9603901000	Prepared knots and tufts for broom/brush making	1.474	47.197	16.887	120.764
9603902000	Hand-operated mechanical floor sweepers, not motorised	9.437	171.413	25.322	403.922
9603904000	Other brushes	115.359	1.126.080	159.984	1.219.177
9603909200	Parts for goods of subheading 9603.90.20	1.464	17.282	3.086	87.501
9603909900	Parts for goods of oth than subheading 9603.90.10	94.814	886.695	229.359	2.335.035
9604001000	Hand sieves and hand riddles of metal	500	19.556	14.340	94.070
9604009000	Hand sieves and hand riddles of other material	3.330	20.605	3.796	52.381
9605001000	Travel sets for personal toilet	3.857	74.653	33.028	396.695
9605009000	Travel sets for sewing/shoe/clothes cleaning	625	73.783	2.232	316.206
9606100000	Press-fasteners, snap-fasteners and press-studs and parts therefor	55.466	430.190	1.132.443	6.694.158
9606210000	Buttons of plastics, not covered with textile	113.994	995.038	1.649.737	14.573.214
9606220000	Buttons of base metal, not covered with textile	99.275	783.033	1.076.321	9.636.353
9606290000	Buttons of other material	116.253	813.853	712.351	7.197.795
9606300000	Button moulds & other parts of buttons; button blanks	12.559	87.361	144.547	1.180.210
9607110000	Slide fasteners fitted with chainscoops of base metal	54.010	856.433	718.293	10.309.740
9607190000	Other slide fasteners	206.202	2.314.758	1.776.777	20.712.557
9607200000	Parts of slide fasteners	225.663	2.576.727	1.011.912	11.124.258
9608101000	Ball point pens of plastics	26.124	472.739	70.821	1.135.884
9608109000	Oth. ball point pens of plastics	68.280	1.025.201	365.745	3.889.842
9608200000	Felt tipped & other porous-tipped pens & markers	149.096	1.252.480	598.486	4.262.782
9608310000	Indian ink drawing pens	0	20.010	0	30.791
9608391000	Fountain pens	32	148.009	3.967	472.583
9608399000	Oth. indian ink drawing pens	57.177	266.875	35.898	395.544
9608400000	Propelling/sliding pencils	3.809	70.059	39.008	801.086
9608500000	Sets of articles from two/more of the foregoing subheadings	18.937	195.917	51.104	576.451
9608601000	Refills for ball point pens of plastics comprising the ball point & ink reservoir	169	26.163	4.442	203.627
9608609000	Oth. refills for ball point pens of plst comprising the ball point & ink reservoir	13.303	107.280	88.449	1.887.652
9608919000	Pen nibs and nib points of other material	6.851	163.440	406.809	5.542.853
9608991000	Duplicating stylos	42	24.305	92	23.142
9608999000	Penholders, pencil-holders & similar holder parts of the foregoing articles	42.483	508.798	424.487	5.112.276
9609101000	Black pencils	16.130	1.141.392	35.000	2.299.557
9609109000	Crayons & other pencils with leads encased in a rigid sheath	68.632	584.356	223.810	1.049.499
9609200000	Pencil leads, black/colored	55.909	503.594	579.658	4.385.300
9609901000	Slate pencils for school slates	315	7.455	659	17.289
9609903000	Pencils & crayons other than those of subheading 9609.10.00	17.363	135.801	40.429	292.831
9609909000	Pastels, drawing charcoals, tailors' chalks	53.293	622.422	57.715	1.442.076
9610001000	School slates	287	81.885	77	74.020
9610009000	Oth slates & boards, with writing/drawing surfaces, whether/not framed for o. school	3.051	87.866	32.499	354.431
9611000000	Date, seal/numbering stamps & the like hands operate	12.033	187.048	74.254	972.608
9612101000	Ribbons of textile fabric	13.272	237.117	127.715	1.634.515
9612109000	Ribbons of other materials	55.988	732.219	543.232	6.280.625
9612200000	Ink-pads	482	52.358	9.854	517.378
9613101000	Pocket lighters, gas fuelled, non-refillable of plastics	596.789	3.767.647	511.575	4.293.401
9613109000	Oth. pocket lighters, gas fuelled, non-refillable	154.231	1.916.425	272.360	2.668.379
9613201000	Pocket lighters, gas fuelled, refillable of plastics	92.469	1.911.585	41.942	2.022.892
9613209000	Oth. pocket lighters, gas fuelled, refillable	34.822	386.092	170.670	1.185.755
9613801000	Piezo-elect lighters for stoves & ranges	6.739	168.471	25.326	288.766
9613802000	Cigarette lighters/table lighter of plastics	0	93	0	153
9613803000	Cigarette lighters/table lighters, oth than of plastics	3.733	89.238	66.374	759.126
9613809000	Other lighters	25.592	389.389	39.282	1.039.523
9613901000	Parts of refilled cartridge/other receptacles	6.403	43.729	2.089	72.777
9613909000	Other parts of lighters other than flints and wicks	63.015	531.906	681.197	4.396.816
9614001000	Roughly shaped blocks of wood/root for the manufacture of pipes	0	46	0	50
9614009000	Oth smoking pipes, cigar, cigarette holders and parts thereof	415	19.470	8.269	84.648
9615111000	Hair slides and the like of hard rubbers/plastics	86.469	740.772	235.756	1.754.575
9615119000	Combs of hard rubbers/plastics	169.852	1.731.868	345.339	3.489.689
9615191000	Hair slides and the like of material other than hard rubbers/plastics	44.557	165.070	239.687	869.624
9615199000	Combs of material other than hard rubbers/plastics	60.836	822.151	92.599	1.207.072
9615901100	Decorative hair pins of aluminium	40	1.812	1.548	13.452
9615901200	Decorative hair pins of iron/steel	484	4.339	360	37.258



**I.3. IMPOR MENURUT KOMODITI / IMPORT BY HS COMMODITY**  
**\*\*\*NOVEMBER / NOVEMBER 2009 \*\*\***

H S	Uraian Komoditi Commodity Description	Berat Bersih / Net Weight (Kg)		Nilai / Value C.I.F (US\$)	
		Bulan ini Current Month	Kumulatif Cum.Jan. to date	Bulan ini Current Month	Kumulatif Cum.Jan. to date
9615901900	Oth. decorative hair pins	12.515	106.171	38.319	250.207
9615902000	Parts of decorative hair pins	168	13.762	325	18.738
9615909100	Parts decorative hair pins of aluminium	0	32.536	0	83.983
9615909200	Parts decorative hair pins of iron/steel	0	4.702	0	11.986
9615909900	Oth. parts of decorative hair pins	1.550	37.221	9.939	102.926
9616101000	Sprays of scent and similar toiletsprays	59.110	809.924	496.669	6.392.983
9616102000	Mounts and heads of the sprays	56.791	709.227	351.419	3.149.758
9616200000	Powder-puffs&pads for the applicationof cosmetics/toilet preparations	13.925	171.602	169.585	2.009.298
9617001000	Vacuum flasks and other vacuumvessels	75.930	1.052.191	199.414	2.156.846
9617002000	Parts of vacuum flasks & oth vacuumvessels other than glass inners	1.029	15.821	2.409	88.165
9618000000	Tailor' dummies & oth lay figs;auto-&oth displ.used for shop window dressing	2.263	88.840	43.081	668.632
9701100000	Paintings, drawings and pastels	11.592	109.241	94.693	571.669
9701901000	Colleges & similar decorative plaquesof cut flower bud,foli/oth part of plant	1.652	12.324	5.347	32.630
9701902000	Colleges & similar decorative plaquesof natural corks	0	34	0	2.511
9701909000	Colleges & similar decorative plaquesother than of natural cork	4.637	55.973	14.191	974.043
9702000000	Original engravings, prints andlithographs	2.892	43.918	1.448	16.962
9703000000	Original sculptures and statuary, inany material	5.786	385.797	19.666	260.323
9704009000	Postal stationary other than postageor revenue stamps	3	298	612	1.891
9705000090	Collection and collectors pieces ofoth than zoologic/archaeologic interest	3.751	24.170	67.522	106.661
9706000000	Antiques of an age exceeding onehundred years	47	1.251	1.642	1.447.466
9801101000	Sedan of head 8703 with cylinder cap <1500 cc, incompletely knocked down	6.607	338.653	171.242	5.617.335
9801102000	Oth vhcl of head 8703 with (4x2) systemincompletely knocked down, for person	1.607.072	20.911.629	17.777.248	213.785.438
9801201000	Vhcls of head 8704 with gross weight<=5 ton, incompletely knocked down	377.402	3.906.702	4.647.204	41.755.268
9801202000	Vhcls of head 8704 with 5 ton < grossweight <= 24 ton, incmpltly knocked down	2.435.763	37.221.409	21.125.653	237.067.298
9801203000	Vhcls of head 8704 with gross weight>24 ton,incmpltly knocked down,for good	4.077.283	88.209.998	15.127.756	93.692.837
9801301000	Vhcls of head 8702 with gross weight<=5 ton, incompletely knocked down	1.381	1.667	69.013	71.702
9801302000	Vhcls of head 8702 with 5 tons < grosweight <= 24 ton, incmpltly knocked down	610.483	3.337.268	1.004.561	11.925.206
9801303000	Vhcls of head 8702 with gross weight> 24 tons, incompletely knocked down	0	2.686	0	37.134
9802100000	Rotary internal/spark-ignition combustcomprsn-ignition pist engine, of inckd	74.315	734.980	300.795	4.228.781
9802200000	Gear boxes, of incomplete knocked downvehicles	22.770	1.390.931	95.372	21.240.993
9802300000	Drive-axles, of incomplete knocked downvehicles	644.344	5.708.738	3.431.875	25.238.812
<b>TOTAL IMPORT</b>		<b>7.715.424.547</b>	<b>82.481.816.614</b>	<b>8.814.657.422</b>	<b>86.529.297.032</b>

**I.4. IMPOR MENURUT NEGARA ASAL / IMPORT BY COUNTRY OF ORIGIN**  
**\*\*\* NOVEMBER / NOVEMBER 2009 \*\*\***

Country Code	Negara Asal Country of origin	Berat bersih / Net weight (Kg)		Nilai / Value C.I.F ( U S \$ )	
		Bulan ini Current month	Kumulatif Cum. Jan. to date	Bulan ini Current month	Kumulatif Cum. Jan. to date
111	JP Japan	243.104.061	2.333.375.899	918.457.714	8.775.302.870
112	HK Hong Kong	16.917.586	169.277.279	213.936.603	1.559.488.238
113	KP Korea, Democratic People's Republic	80.279	8.882.385	76.748	7.599.803
114	KR Korea, Republic Of	344.321.676	3.319.057.652	490.936.525	4.379.264.753
115	TW Taiwan	132.964.805	1.444.198.665	204.914.820	2.105.942.923
116	CN China	894.649.162	7.202.402.647	1.441.737.867	12.461.399.864
117	MN Mongolia	1.130	601.238	500	274.601
118	MO Macau	50.788	1.011.739	307.244	4.758.895
120	PG Papua New Guinea	1.365.638	28.548.099	544.132	39.167.732
121	TH Thailand	408.476.792	3.822.271.980	436.326.909	4.140.706.294
122	SG Singapore	969.244.033	13.045.922.790	1.227.826.270	14.033.762.851
123	PH Philippines	15.261.933	236.918.489	54.485.871	474.809.053
124	MY Malaysia	836.909.461	7.900.231.873	585.732.924	5.081.047.553
125	MM Myanmar (form. Burma)	179.064	50.215.963	140.440	28.874.951
126	KH Cambodia	216.775	5.247.354	303.128	3.218.758
127	BN Brunei Darussalam	80.201.569	1.330.340.795	46.935.167	590.733.453
128	LA Lao People's Democratic Republic	19	296.236	108	408.898
129	NP Nepal	229	1.920	2.218	12.470
130	BT Bhutan	0	4.861	0	183.847
131	VN Viet Nam	33.488.855	660.854.691	60.937.828	586.419.629
133	IN India	120.290.780	2.015.981.945	169.613.485	1.967.387.379
134	PK Pakistan	8.496.615	63.835.197	8.292.655	64.584.143
135	BD Bangladesh	1.518.642	22.051.516	1.546.000	25.724.936
136	LK Sri Lanka	9.178.347	121.679.665	4.651.262	62.130.863
137	AF Afghanistan	40.000	59.503	1.000.000	1.028.337
138	ID Indonesia	355.609	6.633.156	1.489.214	19.305.726
141	IQ Iraq	0	1.742.170	0	686.715
142	IR Iran (islamic Republic Of)	68.165.242	558.845.237	44.925.116	332.249.158
143	SA Saudi Arabia	564.409.673	5.418.641.617	344.114.839	2.758.846.339
144	IL Israel	53.020	553.261	895.198	12.139.066
145	KW Kuwait	232.547.161	2.300.986.684	147.216.739	1.219.060.414
146	JO Jordan	42.974.352	519.197.422	8.457.935	145.788.506
148	LB Lebanon	29.849	303.615	52.614	1.652.486
149	PN Palestina	0	996.427	0	395.819
151	YE Yemen	0	247.577	0	963.023
152	OM Oman	2.756.493	33.286.661	5.412.405	54.035.268
153	SY Syria Arab Republic	33.896	1.354.486	107.137	1.158.639
154	TR Turkey	187.122.242	1.220.995.226	103.349.287	566.960.337
155	AE United Arab Emirates	52.566.274	460.352.264	26.123.176	255.789.750
156	QA Qatar	5.000.099	443.350.813	4.551.706	215.976.130
157	BH Bahrain	3.647.276	296.887.723	2.769.518	69.740.091
158	CY Cyprus	681.024	13.025.079	341.438	2.956.188
211	EG Egypt	30.115.501	458.421.028	3.800.909	81.248.669
212	LY Libyan Arab Jamahiriya	0	284.495.304	0	103.032.707
213	MA Morocco	22.440	26.566.308	419.377	18.835.405
214	TN Tunisia	681.907	7.072.523	466.140	11.227.226
215	DZ Algeria	0	124.912.653	0	54.320.819
216	SD Sudan	86.728.416	1.155.434.660	51.107.141	568.105.068
217	ER Eritrea	0	114	0	6.565
218	LS Lesotho	54	72	2.499	3.197
219	NA Namibia	1.845.615	10.613.748	2.607.204	16.574.759
221	ET Ethiopia	32.594	291.993	191.290	1.314.307
222	TZ Tanzania, United Republic Of	1.771.358	11.711.288	2.437.370	11.575.862
223	MG Madagascar	60.559	847.947	412.299	3.374.362
225	KE Kenya	1.604.693	9.668.817	709.666	10.066.005
226	RE Reunion	0	3.907.575	0	463.210
227	MZ Mozambique	1.916.248	9.211.760	2.095.829	8.899.185
228	BW Botswana	0	97	0	1.803
230	TG Togo	1.618.325	10.900.843	1.011.274	7.187.044
231	GH Ghana	950.428	11.977.471	2.825.333	31.803.258
232	LR Liberia	1	12.100.734	1	3.521.558
233	GN Guinea	162.000	373.030	203.472	447.435
234	AO Angola	480.001	703.178	2.080.826	2.276.007
235	CG Congo	0	943.721	0	529.124
236	CM Cameroon	1.067.390	5.619.094	1.089.290	7.901.317
237	NG Nigeria	546.311	1.149.297.936	742.568	507.511.903
238	SL Sierra Leone	458.520	1.205.514	151.762	380.488
239	GA Gabon	13	232.492	13.187	391.831
240	CI Cote D'ivoire	809.553	9.127.633	659.966	13.979.421
241	SN Senegal	997.579	1.445.426	350.985	772.188
242	MR Mauritania	166.980	169.410	42.580	63.455
243	ML Mali	692.233	5.691.162	1.021.579	7.323.382
244	BJ Benin	1.766.761	8.143.834	1.239.144	8.519.384

**I.4. IMPOR MENURUT NEGARA ASAL / IMPORT BY COUNTRY OF ORIGIN**  
**\*\*\* NOVEMBER / NOVEMBER 2009 \*\*\***

Country Code	Negara Asal Country of origin	Berat bersih / Net weight (Kg)		Nilai / Value C.I.F ( U S \$ )	
		Bulan ini Current month	Kumulatif Cum. Jan. to date	Bulan ini Current month	Kumulatif Cum. Jan. to date
245	BF Burkina Faso	1.361.003	8.144.334	1.823.865	10.798.165
247	GM Gambia	0	537	0	2.879
248	VI U.s. Virgin Islands	0	48.194	0	357.957
249	SC Seychelles	5.747	8.085	4.561	293.502
251	UG Uganda	141.576	3.806.715	431.346	5.529.058
252	CF Central African Republic	492.868	3.387.351	654.948	4.011.815
253	NE Niger	22.116	162.900	39.020	149.298
254	TD Chad	199.993	359.423	275.566	501.137
255	DJ Djibouti	0	42.195	0	195.206
256	SH Saint Helena	138.855	187.775	193.499	341.629
260	SZ Swaziland	1.010.418	13.047.212	660.468	7.484.671
261	ZA South Africa	71.685.175	530.724.539	43.593.447	312.044.117
262	ZW Zimbabwe	1.699.630	11.158.032	2.191.687	19.909.749
263	ZM Zambia	300.973	907.572	605.031	1.583.900
264	MW Malawi	1.111.876	2.027.658	1.406.695	2.724.610
266	BI Burundi	0	5	0	2.061
267	MU Mauritius	31.514	7.043.517	183.527	8.274.052
268	RW Rwanda	0	1	0	3
269	ZR Zaire	0	53	0	40
298	VG Virgin Islands (british)	28.834	8.062.602	58.093	5.233.992
311	AU Australia	481.815.422	6.102.300.579	265.935.035	3.028.567.722
312	NZ New Zealand	50.845.274	593.142.240	44.062.397	504.408.330
318	FM Micronesia, Federated States Of	0	876	0	2.885
319	GU Guam	88	205	283	835
321	NR Nauru	0	266	0	6.856
322	NC New Caledonia	10.575	11.331	118.738	129.386
323	NU Niue	0	2.372	0	9.476
326	VU Vanuatu	0	100.090	0	243.685
328	IO British Indian Ocean Territory	0	1.912.996	0	489.720
329	ON Oth.oceania	0	73	0	2.093
331	AS American Samoa	60.507	1.864.365	98.919	3.197.146
332	CK Cook Islands	5.428	137.310	459.351	2.834.731
333	FJ Fiji	271.320	508.566	85.467	254.252
335	MH Marshall Islands	0	49.783.117	0	83.147.154
336	WS Samoa	91.958	201.176	262.887	689.837
337	SB Solomon Islands	741.000	8.464.951	700.558	6.626.906
338	TO Tonga	0	2.007	0	13.062
339	TV Tuvalu	181	872.402	668	369.544
340	CX Christmas Islands	0	1.627	0	6.367
341	UM United States Minor Outlying Island	0	6	0	136
342	CC Cocos (keeling) Islands	0	23.413	0	40.748
343	TK Tokelau	0	63.651	0	60.045
391	TL East Timor	10.424	823.840	14.580	506.332
411	US United States	429.418.595	4.260.191.381	558.626.498	5.987.911.737
412	CA Canada	50.348.948	1.686.361.213	41.649.780	961.785.211
421	MX Mexico	28.239.279	54.674.229	15.343.796	126.689.429
422	GT Guatemala	1.356	85.658.039	4.987	30.129.880
423	HN Honduras	42	25.188	2.834	157.004
424	NI Nicaragua	18	924	985	40.748
425	PA Panama	116.873	73.738.592	36.725	171.191.679
426	CU Cuba	925	3.582	206.200	1.173.460
427	CB Curacao	1.148	1.629	91.751	108.076
428	SR Suriname	0	197	0	6.854
431	CL Chile	22.313.733	496.586.862	14.145.651	163.188.488
432	VE Venezuela	226	377.344	12.002	1.129.720
433	AR Argentina	56.276.248	1.383.733.753	27.307.581	647.710.846
434	BR Brazil	298.254.539	2.069.172.891	117.257.942	1.007.621.715
435	CO Colombia	2.016.179	11.694.326	2.792.598	15.796.689
436	BO Bolivia	0	104.052	0	918.438
437	UY Uruguay	30.880	6.689.181	73.120	4.619.869
438	PY Paraguay	499.538	29.252.267	496.644	14.173.565
441	EC Ecuador	365.609	1.936.507	453.363	2.835.101
442	PE Peru	1.144.298	48.183.103	1.423.188	35.304.763
443	GY Guyana	0	142	0	5.691
444	TT Trinidad And Tobago	780	64.285.174	26.400	20.910.747
445	BS Bahamas	0	1.299.605	0	372.606
446	JM Jamaica	178.349	1.337.930	54.941	483.150
447	PR Puerto Rico	7.409	1.546.334	1.001.862	9.915.544
448	BZ Belize	50.005	9.553.547	22.054	6.032.797
449	DO Dominican Republic	345.635	3.369.027	224.101	1.859.388
450	SV El Salvador	0	19.669.815	0	7.387.966
451	CR Costa Rica	96.176	1.827.421	1.150.885	5.791.871
452	HT Haiti	1.000.332	1.001.046	289.735	317.177

**I.4. IMPOR MENURUT NEGARA ASAL / IMPORT BY COUNTRY OF ORIGIN**  
**\*\*\* NOVEMBER / NOVEMBER 2009 \*\*\***

Country Code	Negara Asal Country of origin	Berat bersih / Net weight (Kg)		Nilai / Value C.I.F ( U S \$ )	
		Bulan ini Current month	Kumulatif Cum. Jan. to date	Bulan ini Current month	Kumulatif Cum. Jan. to date
453	BB Barbados	0	190.670	0	49.813
454	AG Antigua And Barbuda	43	15.042	196	457.000
455	AI Anguilla	0	190	0	4.637
456	AW Aruba	0	769.398	0	109.971
457	BM Bermuda	0	70.001	0	528.211
458	CV Cape Verde	0	15.619	0	46.613
459	KY Cayman Islands	0	11.447	0	101.022
460	DM Dominica	0	49.899	0	76.633
462	GF French Guiana	132	13.147	1.313	5.543
463	PF French Polynesia	0	15	0	47
464	GL Greenland	0	875	0	4.409
466	MQ Martinique	0	19.641	0	93.088
467	AN Netherlands Antilles	32.682	482.037	59.499	1.043.256
468	NF Norfolk Islands	12.000	59.675	74.178	238.929
469	LC Saint Lucia	714	6.217	15.177	68.307
470	SM San Marino	0	795	0	6.128
471	TC Turks And Caicos Islands	0	27	0	6.995
472	GP Guadeloupe	0	257	0	2.486
511	GB United Kingdom	66.753.824	584.973.804	53.607.759	777.034.998
512	NL Netherlands	72.657.298	328.898.832	60.851.552	491.931.670
513	FR France	24.228.488	239.606.295	179.314.357	1.449.070.253
514	DE Germany	49.398.707	645.869.846	206.573.029	2.140.208.159
515	AT Austria	4.329.136	30.596.412	21.523.770	230.218.568
516	BE Belgium	28.630.148	414.371.524	30.051.903	395.922.714
517	CH Switzerland	5.585.687	54.058.146	29.161.811	395.500.341
518	LU Luxembourg	586.200	3.702.980	304.788	6.140.171
519	GI Gibraltar	27	27	551	551
520	MC Monaco	822	19.576	31.276	362.312
521	DK Denmark	862.326	18.058.057	11.511.998	105.923.385
522	NO Norway	18.903.564	129.875.642	13.393.992	93.769.003
523	SE Sweden	19.351.682	173.879.878	63.683.043	661.971.208
524	FI Finland	3.690.741	57.970.095	16.070.645	210.400.461
525	IE Ireland	1.043.030	9.867.151	6.352.204	160.823.281
526	IT Italy	39.170.018	302.432.462	55.785.941	648.296.040
527	ES Spain	6.033.924	60.502.815	25.564.215	229.675.315
528	PT Portugal	2.572.820	18.535.531	1.084.842	11.874.162
529	IS Iceland	6	35.602	422	241.821
530	MS Montserrat	0	9.940	0	1.257.843
531	GR Greece	3.987.539	43.963.741	1.299.930	29.029.488
532	VA Vatican City State (holy See)	0	9.434	0	16.662
533	AD Andorra	0	378.106	0	383.402
534	LI Liechtenstein	1	1.837	1.562	47.461
540	CD Democratic Republic Of The Congo	223.961	576.910	472.077	1.172.194
542	HU Hungary	106.229	1.542.430	8.244.340	100.585.413
543	PL Poland	3.419.093	27.554.396	38.690.446	68.918.675
544	RO Romania	260.229	9.754.422	582.403	16.127.310
545	BG Bulgaria	1.707.585	50.559.916	740.647	17.845.076
547	YU Serbia	593	31.072	7.167	2.128.060
548	AL Albania	311.974	659.856	54.238	917.893
549	AM Armenia	0	104.273	0	92.865
550	AZ Azerbaijan	133.392.356	1.436.903.407	72.550.671	676.561.882
551	BY Belarus	10.537	5.590.071	76.774	10.192.913
552	KZ Kazakhstan	0	6.474.921	0	8.230.120
553	KG Kyrgyzstan	29.091	859.596	41.371	1.447.079
554	MD Moldova, Republic Of	28	1.650	930	102.351
555	TJ Tajikistan	125.497	125.498	247.586	250.324
556	TM Turkmenistan	0	101.342	0	90.194
557	UA Ukraine	110.498.614	880.490.472	47.713.097	347.909.111
558	UZ Uzbekistan	0	417.229	0	353.211
559	LT Lithuania	175.065	4.608.291	94.777	4.078.631
560	LV Latvia	1.155.058	4.885.140	698.869	2.300.102
561	EE Estonia	236.902	6.578.526	54.507	4.146.993
562	GE Georgia	166.740	391.029	598.159	7.521.510
563	HR Croatia	21.894	928.778	121.109	2.183.564
564	BA Bosnia And Herzegovina	26	23.634	445	34.354
565	MT Malta	2.269	998.425	311.905	1.710.007
566	SK Slovakia	333.078	2.355.979	945.084	8.852.683
567	SI Slovenia	233.004	4.065.109	1.886.195	14.904.654
568	CZ Czech Republic	1.050.820	9.168.733	3.898.764	40.477.482
569	GS South Georgia And The South Sa	0	357	0	6.739
570	MK Rep. Of Macedonia	315	4.650	1.140	44.595
571	FO Faeroe Islands	11.900	11.900	17.900	17.900
572	RU Russia Federation	199.534.326	863.357.293	79.536.178	376.941.799

**I.4. IMPOR MENURUT NEGARA ASAL / IMPORT BY COUNTRY OF ORIGIN**  
**\*\*\* NOVEMBER / NOVEMBER 2009 \*\*\***

Country Code	Negara Asal Country of origin	Berat bersih / <i>Net weight (Kg)</i>		Nilai / <i>Value C.I.F ( U S \$ )</i>	
		Bulan ini <i>Current month</i>	Kumulatif <i>Cum. Jan. to date</i>	Bulan ini <i>Current month</i>	Kumulatif <i>Cum. Jan. to date</i>
<b>TOTAL IMPORT</b>		<b>7.715.424.547</b>	<b>82.481.816.614</b>	<b>8.814.657.422</b>	<b>86.529.297.032</b>

<https://www.bps.go.id>

**I.5. IMPOR MENURUT PROPINSI DAN PELABUHAN BONGKAR**  
**IMPORT BY PROVINCE AND PORT OF IMPORTATION**  
**\*\*\* NOVEMBER / NOVEMBER 2009 \*\*\***

Kode Pelabuhan Bongkar Port of Importation	Berat bersih / Net weight (Kg)		Nilai / Value C.I.F ( U S \$ )	
	Bulan ini	Kumulatif	Bulan ini	Kumulatif
	Current month	Cum. Jan. to date	Current month	Cum. Jan. to date
<b>NANGROE ACEH DARUSSALAM</b>				
104 IDLSW Lhok Seumawe	6.687.401	495.168.308	58.114.160	113.317.931
106 IDLAS Langsa, Sumatra	4.892.000	172.474.965	220.873	25.247.612
108 IDMEQ Meulaboh	0	4.632.076	0	2.321.291
110 IDSIN Sinabang	529.553	529.553	234.540	234.540
111 IDTPK Tapaktuan	707.850	707.850	300.836	300.836
112 IDBAO Bakongan	19.998	19.998	123.868	123.868
115 IDBTJ Blang Bintang (u)	0	205.707	0	1.320.645
116 IDAUN Blang Lancang (arun)	0	11.988	0	92.764
117 IDKRU Krueng R. Malahayati	538.000	538.000	57.234.043	57.234.043
118 IDKLS Kuala Langsa	0	15.238.452	0	6.934.462
119 IDLHK Lhok Nga	0	4.809.435	0	3.469.530
	0	296.000.284	0	16.038.340
<b>SUMATERA UTARA</b>				
143 IDTPR Tanjung Pura	<b>403.926.399</b>	<b>4.602.949.514</b>	<b>215.339.089</b>	<b>2.403.378.939</b>
144 IDBLW Belawan	0	290.648	0	129.735
145 IDTJB Tanjung Balai Asahan	398.989.280	4.155.655.612	211.836.295	2.236.656.524
159 IDSLG Sibolga	4.881.602	33.792.141	2.143.969	14.513.126
165 IDPTE Pulau Tello	0	1.488.336	0	478.648
166 IDMES Medan / Polonia (u)	0	512.470	0	60.278
167 IDMDN Medan (ptt)	55.517	455.133	1.358.825	9.191.117
170 IDKTJ Kuala Tanjung	0	2	0	2.797
	0	410.755.172	0	142.346.714
<b>SUMATERA BARAT</b>				
191 IDTBY Padang/tl.bayur	<b>85.632.401</b>	<b>568.697.714</b>	<b>34.471.362</b>	<b>289.609.965</b>
192 IDPDG Padang / Tabing (u)	85.632.336	568.697.385	34.454.920	289.562.315
	65	329	16.442	47.650
<b>RIAU</b>				
223 IDPAI Panipahan	<b>98.050.975</b>	<b>1.181.317.380</b>	<b>51.178.535</b>	<b>658.478.535</b>
225 IDDUM Dumai	0	3.158.000	0	800.000
228 IDBLS Bengkalis	2.652.686	382.745.259	2.985.042	220.747.472
230 IDSPA Selat Panjang	0	4.148.202	0	1.697.819
233 IDPEK Pekanbaru (rumbai)	23.853	269.754	13.873	148.302
235 IDSUQ Sungai Guntung	1.415.481	15.275.935	3.638.481	24.335.049
242 IDTEM Tembilahan	0	10.494.301	0	14.421.803
243 IDKEN Kuala Enok	0	2.377.038	0	5.287.767
244 IDRGA Rengat	0	37.113	0	72.987
261 IDPKU Simpang Tiga (u)	0	2.408.000	0	1.381.586
273 IDPAK Pekanbaru	35.471	200.358	373.266	1.198.499
277 IDBUN Buatan	3.856.225	24.418.315	2.586.867	33.744.450
278 IDPWG Perawang, Sumatra	40.877.984	308.054.727	16.470.042	123.920.826
	49.189.275	427.730.378	25.110.964	230.721.975
<b>JAMBI</b>				
291 IDKTK Kuala Tungkal	<b>6.080.355</b>	<b>99.220.614</b>	<b>3.745.284</b>	<b>86.450.126</b>
292 IDMSA Muara Sabak	5.735.274	81.125.843	3.174.876	46.952.758
293 IDDJM Jambi	0	6.892.807	0	3.067.633
	345.081	11.201.964	570.408	36.429.735
<b>SUMATERA SELATAN</b>				
326 IDPLA Palembang - Plaju	<b>21.434.338</b>	<b>220.875.077</b>	<b>29.999.675</b>	<b>210.326.628</b>
334 IDPLM Sm.badaruddin (u)	4.687.509	15.782.252	3.392.513	8.915.671
339 IDBLJ Belinju	11.487	194.901	189.335	5.533.279
340 IDMRI Musi River/boom Baru	329.000	1.909.000	2.403.200	4.878.148
	16.406.342	202.988.924	24.014.627	190.999.530
<b>BENGGKULU</b>				
361 IDBKU Bengkulu	<b>0</b>	<b>4.419.116</b>	<b>0</b>	<b>4.417.608</b>
362 IDBTN Bintuhan	0	4.373.076	0	2.396.839
	0	46.040	0	2.020.769
<b>LAMPUNG</b>				
364 IDKTA Kota Agung	<b>132.148.911</b>	<b>1.854.090.873</b>	<b>94.908.059</b>	<b>1.115.151.355</b>
395 IDPJG Panjang	43.134.633	1.053.534.021	29.236.654	475.393.355
	89.014.278	800.556.852	65.671.405	639.758.000
<b>BANGKA BELITUNG</b>				
321 IDMUO Muntok	<b>4.869.499</b>	<b>58.242.494</b>	<b>4.249.300</b>	<b>48.987.165</b>
323 IDPGX Pangkal Balam	339.000	10.475.199	1.952.600	12.767.657
327 IDTOL Toboali	4.530.499	40.038.496	2.296.700	25.749.024
328 IDTPD Tanjung Pandan	0	221.000	0	1.291.632
330 IDSLI Sungai Liat	0	7.181.299	0	8.755.041
333 IDTSE Tanjung Selu	0	314.000	0	339.436
	0	12.500	0	84.375
<b>KEPULAUAN RIAU</b>				
248 IDTBK Tg Balai Karimun	<b>280.315.243</b>	<b>3.016.305.174</b>	<b>707.936.524</b>	<b>8.382.652.710</b>
249 IDPSS Pulau Sambu	2.483.705	16.129.369	5.942.543	15.736.237
250 IDTAN Tanjung Uban	80.729.026	330.829.774	42.952.527	153.965.839
251 IDTPN Tanjung Pinang	29.311.132	546.270.199	20.919.313	332.335.707
252 IDTER Terempa	281.666	3.099.963	6.475.377	13.260.683
254 IDTBT Tanjung Batu, Riau	7.444.000	91.824.894	33.483.000	573.695.285
	0	38.000	0	37.574

**I.5. IMPOR MENURUT PROPINSI DAN PELABUHAN BONGKAR**  
**IMPORT BY PROVINCE AND PORT OF IMPORTATION**  
**\*\*\* NOVEMBER / NOVEMBER 2009 \*\*\***

Kode Pelabuhan Bongkar Port of Importation	Berat bersih / Net weight (Kg)		Nilai / Value C.I.F ( U S \$ )	
	Bulan ini	Kumulatif	Bulan ini	Kumulatif
	Current month	Cum. Jan. to date	Current month	Cum. Jan. to date
258 IDBTU Batu Ampar	97.354.482	1.305.233.546	352.395.561	4.006.838.948
260 IDIDAS Singkep - Dabo	0	18.623	0	6.228
262 IDTNJ Kijang (u)	75	37.746	271	6.892.603
265 IDSKP Sekupang	19.345.795	194.376.962	143.931.915	1.638.896.903
267 IDKAB Kabil/panau	42.395.937	508.486.050	72.834.056	876.345.640
269 IDUNA Udang Natuna	882.710	19.080.135	519.547	488.383.110
271 IDBTH Hang Nadim (u)	86.715	879.913	28.482.414	276.257.953
<b>DKI JAKARTA</b>	<b>2.114.041.766</b>	<b>21.821.373.460</b>	<b>4.440.962.775</b>	<b>42.579.957.945</b>
431 IDTPP Tanjung Priok	2.083.364.787	21.573.245.392	3.721.026.908	36.204.235.670
432 IDKLB Kalibaru	22.901.160	172.930.590	6.518.571	75.479.395
433 IDJKT Jakarta / Pasar Ikan	9.013	112.188	719.038	1.157.019
434 IDCGK Sukarno Hatta (u)	7.683.639	74.069.023	708.433.802	6.192.657.311
435 IDPSB Jkt./ Pos Pasar Baru	1	149	340	10.139
436 IDHLP Hlm. Perdana Kusuma	83.166	1.016.118	4.264.116	106.418.411
<b>JAWA BARAT</b>	<b>262.074.887</b>	<b>3.782.814.107</b>	<b>173.084.387</b>	<b>1.995.618.541</b>
463 IDCBN Cirebon/pengung	2.548.196	83.977.129	7.573.997	41.509.721
466 IDBDO Husein Sastranegara	337	805	4.188	20.599
467 IDBLG Balongan	254.759.816	3.647.975.237	159.360.334	1.889.070.076
468 IDBND Bandung(ptt/gd Bage)	750.116	10.659.913	948.618	12.553.754
470 IDCRB Cirebon (ptt)	0	34	0	8.978
471 IDTLN Tanjung Leneng	4.016.422	40.200.989	5.197.250	52.455.413
<b>JAWA TENGAH</b>	<b>823.359.164</b>	<b>9.417.770.351</b>	<b>620.518.289</b>	<b>5.683.573.660</b>
491 IDTEG Tegal	0	46.621	0	726.101
494 IDTES Tanjung Emas	204.433.181	2.431.754.406	258.942.537	2.405.580.886
495 IDCXP Cilacap	618.884.779	6.985.608.256	361.344.307	3.274.905.945
496 IDSRG Achmad Yani (u)	10.319	76.088	147.085	1.104.886
497 IDSMR Semarang (ptt)	29.006	266.740	35.387	664.676
498 IDSOC Jebres/adi Sumarmo	1.879	18.240	48.973	591.166
<b>D I YOGYAKARTA</b>	<b>2.239</b>	<b>86.947</b>	<b>73.597</b>	<b>799.487</b>
531 IDJOG Adi Sucipto (u)	2.032	35.254	61.124	687.479
532 IDJOK Yogyakarta (ptt)	207	51.693	12.473	112.008
<b>JAWA TIMUR</b>	<b>1.430.331.316</b>	<b>14.985.422.830</b>	<b>1.068.032.742</b>	<b>10.288.180.490</b>
561 IDTUB Tuban	0	28.358.619	0	23.717.144
562 IDGRE Gresik	130.853.848	1.474.937.624	44.827.503	518.074.721
563 IDTPE Tanjung Perak	1.041.898.625	11.619.744.614	826.636.794	8.418.303.509
564 IDPAZ Pasuruan	0	22.311.876	0	11.296.446
565 IDPRO Probolinggo	2.131.199	4.144.509	9.070.854	33.046.320
566 IDPRN Panarukan	254.032.610	1.732.065.688	160.828.397	930.234.363
567 IDBJU Banyuwangi	0	26.272.384	0	20.690.887
572 IDKTP Ketapang Jawa Timur	0	596	0	254.400
573 IDPAC Pacitan	0	2.737.045	0	21.105.273
576 IDKLG Kalianget	0	1.408.148	0	726.578
582 IDSPK Sepekan	0	63.875.000	0	81.755.542
587 IDSUB Surabaya /juanda (u)	1.056.996	7.481.290	25.539.828	220.568.559
588 IDSUR Surabaya (ptt)	358.038	2.052.134	1.129.366	8.144.904
592 IDRAM Rambipuji Jember	0	33.303	0	261.844
<b>BANTEN</b>	<b>975.323.998</b>	<b>9.938.927.473</b>	<b>457.283.704</b>	<b>4.970.100.514</b>
461 IDMRK Merak	457.317.009	5.510.829.675	273.876.539	3.380.210.874
473 IDCGD Cigading	518.006.989	4.428.097.798	183.407.165	1.589.889.640
<b>B A L I</b>	<b>54.781.984</b>	<b>688.499.627</b>	<b>45.333.804</b>	<b>647.365.051</b>
613 IDBOA Benaololoan	54.557.906	685.941.413	39.144.564	580.258.861
620 IDDPS Ngurah Rai (u)	224.078	2.558.214	6.189.240	67.106.190
<b>NUSA TENGGARA BARAT</b>	<b>5.911.547</b>	<b>72.244.535</b>	<b>14.472.448</b>	<b>166.797.266</b>
655 IDBMU Bima	5.911.547	65.792.501	14.472.448	164.251.302
660 IDLEM Lembar	0	1.242.000	0	1.410.000
663 IDBDS Badas Sumbawa	0	5.043.000	0	1.041.673
665 IDLKS Lombok	0	167.034	0	94.291
<b>NUSA TENGGARA TIMUR</b>	<b>0</b>	<b>1.480.010</b>	<b>0</b>	<b>5.051.228</b>
685 IDWGP Waingapu	0	22.200	0	4.707.786
686 IDATA Atapupu	0	461.810	0	92.192
693 IDTEN Tenau	0	996.000	0	251.250
<b>KALIMATAN BARAT</b>	<b>11.831.058</b>	<b>88.898.736</b>	<b>8.036.881</b>	<b>72.861.220</b>
714 IDPON Pontianak	11.831.058	88.897.704	8.036.881	72.482.214
721 IDKDW Kendawangan	0	797	0	370.038
722 IDPNK Supadio (u)	0	235	0	8.968

**I.5. IMPOR MENURUT PROPINSI DAN PELABUHAN BONGKAR**  
**IMPORT BY PROVINCE AND PORT OF IMPORTATION**  
**\*\*\* NOVEMBER / NOVEMBER 2009 \*\*\***

Kode Pelabuhan Bongkar Port of Importation	Berat bersih / Net weight (Kg)		Nilai / Value C.I.F ( U S \$ )	
	Bulan ini	Kumulatif	Bulan ini	Kumulatif
	Current month	Cum. Jan. to date	Current month	Cum. Jan. to date
<b>KALIMANTAN TENGAH</b>	<b>31.890</b>	<b>11.944.924</b>	<b>10.000</b>	<b>34.990.715</b>
743 IDPKN Pangkalan Bun	0	62.220	0	86.750
744 IDKUM Kumai	31.890	7.693.429	10.000	29.291.983
746 IDSMQ Sampit	0	4.040.332	0	3.998.272
750 IDPPS Pulang Pisau	0	148.943	0	1.613.710
<b>KALIMANTAN SELATAN</b>	<b>32.316.364</b>	<b>895.601.191</b>	<b>22.638.163</b>	<b>811.630.686</b>
771 IDBAN Banjarmasin	0	93.164.784	0	256.109.712
773 IDKTB Kotabaru	32.316.364	801.489.734	22.638.163	550.478.935
779 IDASA Asam Asam	0	946.673	0	5.042.039
<b>KALIMANTAN TIMUR</b>	<b>784.913.406</b>	<b>6.798.050.968</b>	<b>629.571.471</b>	<b>4.514.528.140</b>
803 IDBPP Balikpapan	709.915.531	6.433.147.493	491.232.952	3.618.446.238
805 IDSRD Samarinda	18.004.349	130.704.689	10.672.566	225.249.578
807 IDTJS Tanjung Selor	2.000.000	2.000.000	10.586	10.586
809 IDNNX Nunukan	0	37.363.419	0	481.023
810 IDTGR Pasir/tanah Grogot	0	1.618.503	0	19.004.416
812 IDBYQ Bunyu	3.742.000	3.742.000	2.935.599	2.935.599
813 IDTSG Tanjung Sangata	15.831.497	137.775.396	38.054.560	428.704.381
814 IDBPN Sepinggang (u)	213.690	2.427.340	11.052.507	122.017.596
817 IDBTG Bontang	6.988.339	21.024.738	54.604.273	76.641.747
822 IDADB Adang Bay	2.000	31.390	8.428	36.976
996 IDBEJ Berau	28.216.000	28.216.000	21.000.000	21.000.000
<b>SULAWESI UTARA</b>	<b>1.722.642</b>	<b>6.253.353</b>	<b>5.327.035</b>	<b>17.528.164</b>
835 IDBIT Bitung	1.722.599	6.232.695	5.326.899	17.450.834
843 IDMDC Sam Ratulangi (u)	43	20.658	136	77.330
<b>SULAWESI TENGAH</b>	<b>0</b>	<b>11.754.194</b>	<b>0</b>	<b>12.951.025</b>
867 IDPSJ Posso	0	9.848.195	0	12.616.525
877 IDPAT Pantoloan	0	1.905.999	0	334.500
<b>SULAWESI SELATAN</b>	<b>117.796.595</b>	<b>1.278.161.416</b>	<b>48.777.172</b>	<b>587.299.627</b>
892 IDPAP Pare-pare	12.544.325	90.166.402	6.407.164	67.067.051
893 IDUJU Ujungpandang	105.251.206	917.834.105	42.307.020	365.334.317
897 IDMLI Malili, Sulawesi	0	265.729.711	0	144.570.018
901 IDBNT Banta Eng	0	4.406.687	0	8.945.970
904 IDUPG Hasanuddin (u)	1.064	2.512	62.988	172.603
907 IDSQR Soroako	0	21.999	0	1.209.668
<b>SULAWESI TENGGARA</b>	<b>0</b>	<b>21.409.000</b>	<b>0</b>	<b>7.668.619</b>
925 IDPUM Pomalaa	0	21.409.000	0	7.668.619
<b>GORONTALO</b>	<b>0</b>	<b>28</b>	<b>0</b>	<b>760</b>
841 IDGOR Gorontalo	0	28	0	760
<b>MALUKU</b>	<b>13.736.464</b>	<b>118.827.285</b>	<b>10.262.718</b>	<b>87.255.077</b>
946 IDAMB Ambon	13.649.220	115.631.814	10.195.169	82.444.322
948 IDBAD Banda Naira	0	673.000	0	263.090
949 IDLUV Tual	87.244	2.199.379	67.549	3.848.676
952 IDABN Ambon (ptt)	0	80.000	0	120.000
954 IDAMQ Pattimura/laha (u)	0	243.092	0	578.989
<b>PAPUA</b>	<b>48.103.705</b>	<b>441.009.915</b>	<b>70.330.248</b>	<b>732.367.855</b>
973 IDBIK Frans Kasiepo (u)	0	16.186	0	110.095
974 IDJYP Jayapura	0	5.661.600	0	6.748.518
980 IDTIM Amamapare	48.103.705	435.332.129	70.330.248	725.509.242
<b>TOTAL IMPORT</b>	<b>7.715.424.547</b>	<b>82.481.816.614</b>	<b>8.814.657.422</b>	<b>86.529.297.032</b>



**I.6 IMPOR KOMODITI MENURUT NEGARA ASAL / IMPORT BY COUNTRY OF ORIGIN  
DAN LIMA GOLONGAN BARANG (SITC) UTAMA / AND FIVE MAJOR SITC COMMODITY GROUP  
\*\* NOVEMBER / NOVEMBER 2009 \*\***

Negara Asal/SITC/Uraian Golongan Barang <i>Country of Origin/SITC/group Description</i>	Berat Bersih / <i>Net Weight (Kg)</i>		Nilai CIF / <i>CIF Value (US\$)</i>	
	Bulan ini <i>Current month</i>	Kumulatif <i>Cum. Jan to date</i>	Bulan ini <i>Current month</i>	Kumulatif <i>Cum. Jan to date</i>
<b>JAPAN</b>				
782 MOTOR VEHICLE FOR THE TRANSPORTATION OF GOODS	8 360 056	145 160 743	55 490 525	534 926 596
713 INTERNAL COMBUSTION PISTON ENGINES AND PARTS	2 582 930	32 459 213	35 469 032	365 675 509
784 PARTS AND ACCESSORIES OF THE MOTOR VEHICLES	3 885 846	37 799 643	44 015 158	361 696 409
673 FLAT ROLLED PRODUCTS, NOT CLAD	49 934 788	384 111 313	46 858 321	350 424 558
723 CIVIL ENGINEERING AND CONTRACTOR PLANTS AND EQUIPMEI LAINNYA	10 239 922 168 100 519	57 785 742 1 676 059 245	48 811 550 687 813 128	348 929 866 6 813 649 932
SUB TOTAL	243 104 061	2 333 375 899	918 457 714	8 775 302 870
<b>HONG KONG</b>				
764 TELECOMUNICATION EQUIPMENTS AND PARTS	1 243 570	9 988 726	113 107 587	498 278 544
655 KNITTED OR CROCHETTED FABRICS	1 342 114	14 377 596	11 215 409	112 056 236
652 COTTON FABRICS, WOVEN	1 180 216	13 060 650	10 230 061	106 457 110
776 THERMIONIC, COLD CATHODE, AND PHOTO CATHODE VALVES/ 772 ELECTRICAL APPARATUS FOR MAKING AND BREAKING ELECTR LAINNYA	268 509 194 570 12 688 607	3 704 913 2 169 548 125 975 846	6 795 259 5 554 153 67 034 134	64 379 392 59 649 186 718 667 770
SUB TOTAL	16 917 586	169 277 279	213 936 603	1 559 488 238
<b>KOREA, DEM. PEOPLE'S REP.</b>				
511 HYDROCARBON AND THEIR HALOGENATED, NITRATED DERIVA'	0	3 000 365	0	2 475 301
672 INGOTS AND OTHER IRON/STEEL IN PRIMARY FORMS	0	3 933 117	0	1 491 635
232 SYNTHETIC RUBBER LATEX, SYNTHETIC/RECLAIMED RUBBER	0	638 412	0	1 489 138
679 TUBES, PIPES, HOLLOW PROFILE, PIPE FITTING OF IRON/STEEL	0	146 300	0	312 073
691 STRUCTURES AND PARTS OF IRON/STEEL OR ALUMINIUM LAINNYA	0 80 279	195 560 968 631	0 76 748	261 463 1 570 193
SUB TOTAL	80 279	8 882 385	76 748	7 599 803
<b>KOREA, REPUBLIC OF</b>				
334 PETROLEUM PRODUCTS, REFINED	159 927 576	1 489 658 082	104 918 906	793 174 900
764 TELECOMUNICATION EQUIPMENTS AND PARTS	254 257	3 731 925	28 510 274	287 883 491
655 KNITTED OR CROCHETTED FABRICS	2 280 554	23 467 076	18 065 550	182 507 380
673 FLAT ROLLED PRODUCTS, NOT CLAD	24 992 426	249 614 116	18 135 507	166 778 138
333 PETROLEUM OIL, CRUDE LAINNYA	0 156 866 863	250 994 761 1 301 591 692	0 321 306 288	137 725 409 2 811 195 435
SUB TOTAL	344 321 676	3 319 057 652	490 936 525	4 379 264 753
<b>TAIWAN</b>				
334 PETROLEUM PRODUCTS, REFINED	29 985 344	527 279 577	18 087 844	312 988 978
655 KNITTED OR CROCHETTED FABRICS	1 230 909	12 455 904	10 855 263	102 648 312
673 FLAT ROLLED PRODUCTS, NOT CLAD	23 875 601	150 307 602	16 237 547	97 184 000
653 FABRICS, WOVEN, OF MAN-MADE FIBRES	765 875	8 501 515	6 740 706	75 615 985
776 THERMIONIC, COLD CATHODE, AND PHOTO CATHODE VALVES/ LAINNYA	15 731 77 091 345	443 701 745 210 366	5 397 672 147 595 788	73 544 224 1 443 961 424
SUB TOTAL	132 964 805	1 444 198 665	204 914 820	2 105 942 923
<b>CHINA</b>				
764 TELECOMUNICATION EQUIPMENTS AND PARTS	4 263 150	44 002 823	180 830 685	1 525 785 476
752 AUTOMATIC DATA PROCESSING MACHINES AND THEIR UNITS	1 786 317	15 756 831	86 723 595	578 287 173
711 STEAM AND OTHER VAPOUR GENERATING BOILERS AND PART'	12 290 862	124 217 237	34 119 822	460 529 979
793 SHIPS, BOATS, AND FLOATING STRUCTURES	8 636 090	116 480 400	18 997 178	362 802 430
679 TUBES, PIPES, HOLLOW PROFILE, PIPE FITTING OF IRON/STEEL LAINNYA	22 448 154 845 224 589	234 299 460 6 667 645 896	19 306 870 1 101 759 717	290 366 724 9 243 628 082
SUB TOTAL	894 649 162	7 202 402 647	1 441 737 867	12 461 399 864
<b>MONGOLIA</b>				
793 SHIPS, BOATS, AND FLOATING STRUCTURES	0	498 000	0	206 880
278 OTHER CRUDE MINERALS	0	100 371	0	31 613
652 COTTON FABRICS, WOVEN	0	1 501	0	22 244
743 PUMPS, COMPRESSORS, FANS, BLOWERS, CENTRIFUGES, AND	0	155	0	10 915
682 COPPER	0	81	0	2 449

**I.6 IMPOR KOMODITI MENURUT NEGARA ASAL / IMPORT BY COUNTRY OF ORIGIN  
DAN LIMA GOLONGAN BARANG (SITC) UTAMA / AND FIVE MAJOR SITC COMMODITY GROUP  
\*\* NOVEMBER / NOVEMBER 2009 \*\***

Negara Asal/SITC/Uraian Golongan Barang <i>Country of Origin/SITC/group Description</i>	Berat Bersih / <i>Net Weight (Kg)</i>		Nilai CIF / <i>CIF Value (US\$)</i>	
	Bulan ini <i>Current month</i>	Kumulatif <i>Cum. Jan to date</i>	Bulan ini <i>Current month</i>	Kumulatif <i>Cum. Jan to date</i>
LAINNYA	1 130	1 130	500	500
SUB TOTAL	1 130	601 238	500	274 601
<b>MACAU</b>				
655 KNITTED OR CROCHETTED FABRICS	30 447	585 774	138 913	2 365 625
652 COTTON FABRICS, WOVEN	4 184	206 089	19 142	1 058 758
651 TEXTILE YARNS	0	54 497	0	263 629
654 TEXTILE FABRICS, WOVEN, OTHER THAN OF COTTON OR MAN-I	0	46 825	0	215 877
831 TRAVEL GOODS	321	11 898	3 444	111 412
LAINNYA	15 836	106 656	145 745	743 594
SUB TOTAL	50 788	1 011 739	307 244	4 758 895
<b>PAPUA NEW GUINEA</b>				
072 COCOA	30 000	8 058 816	82 442	21 065 763
283 COPPER ORES AND CONCENTRATES	0	9 900 000	0	14 319 656
282 WASTE AND SCRAP METAL OF IRON/STEEL	1 222 338	10 246 754	366 702	2 786 485
223 OIL SEEDS USE FOR EXTRACTION OF OTHER FIXED VEGETABLI	0	2 020	0	296 978
723 CIVIL ENGINEERING AND CONTRACTOR PLANTS AND EQUIPMEI	30 768	36 084	15 828	124 089
LAINNYA	82 532	304 425	79 160	574 761
SUB TOTAL	1 365 638	28 548 099	544 132	39 167 732
<b>THAILAND</b>				
781 PASSENGER MOTOR CARS	6 280 047	35 554 192	60 616 397	333 636 178
784 PARTS AND ACCESSORIES OF THE MOTOR VEHICLES	3 110 634	33 405 422	26 085 045	278 770 533
713 INTERNAL COMBUSTION PISTON ENGINES AND PARTS	1 593 057	14 756 321	25 287 840	220 452 601
061 SUGAR, MOLASSES, AND HONEY	23 792 000	589 323 711	12 593 348	218 072 983
741 HEATING AND COOLING EQUIPMENTS AND PARTS	1 761 917	25 902 170	12 602 284	165 782 211
LAINNYA	371 939 137	3 123 330 164	299 141 995	2 923 991 788
SUB TOTAL	408 476 792	3 822 271 980	436 326 909	4 140 706 294
<b>SINGAPORE</b>				
334 PETROLEUM PRODUCTS, REFINED	651 098 919	9 627 739 742	439 937 689	5 408 436 147
793 SHIPS, BOATS, AND FLOATING STRUCTURES	41 617 973	392 988 336	133 232 302	1 368 935 949
776 THERMIONIC, COLD CATHODE, AND PHOTO CATHODE VALVES/	375 435	3 524 910	43 119 539	402 711 586
772 ELECTRICAL APPARATUS FOR MAKING AND BREAKING ELECTRC	1 411 027	11 592 963	34 470 995	374 843 413
511 HYDROCARBON AND THEIR HALOGENATED, NITRATED DERIVA	44 970 860	437 773 074	41 197 772	368 986 446
LAINNYA	229 769 819	2 572 303 765	535 867 973	6 109 849 310
SUB TOTAL	969 244 033	13 045 922 790	1 227 826 270	14 033 762 851
<b>PHILIPPINES</b>				
776 THERMIONIC, COLD CATHODE, AND PHOTO CATHODE VALVES/	15 379	372 315	5 004 563	54 305 775
726 PRINTING/BOOK BINDING MACHINERY AND PARTS	25 815	163 039	8 250 541	48 723 337
022 MILK, CREAM, AND MILK PRODUCTS OTHER THAN BUTTER OR C	46 625	5 144 025	263 979	27 010 788
748 TRANSMISSION SHAFTS AND CRANKS	164 140	1 706 350	2 139 450	22 634 495
282 WASTE AND SCRAP METAL OF IRON/STEEL	6 612 018	81 582 032	1 798 773	18 441 840
LAINNYA	8 397 956	147 950 728	37 028 565	303 692 818
SUB TOTAL	15 261 933	236 918 489	54 485 871	474 809 053
<b>MALAYSIA</b>				
334 PETROLEUM PRODUCTS, REFINED	315 855 466	2 132 543 969	186 713 206	1 168 759 359
333 PETROLEUM OIL, CRUDE	220 553 505	2 089 862 127	117 933 447	973 146 453
793 SHIPS, BOATS, AND FLOATING STRUCTURES	1 461 209	19 493 253	3 360 497	159 295 009
511 HYDROCARBON AND THEIR HALOGENATED, NITRATED DERIVA	11 196 732	195 714 969	10 211 817	150 843 832
575 OTHER PLASTICS IN PRIMARY FORMS	8 262 801	76 452 896	10 709 956	92 943 174
LAINNYA	279 579 748	3 386 164 659	256 804 001	2 536 059 726
SUB TOTAL	836 909 461	7 900 231 873	585 732 924	5 081 047 553
<b>MYANMAR</b>				
054 VEGETABLES, FRESH, CHILLED, FROZEN OR SIMPLY PRESERVE	107 023	44 082 392	67 766	22 503 641
682 COPPER	0	798 548	0	3 482 732
035 FISH, DRIED SALTED OR IN BRINE; SMOKED FISH	41 100	1 664 304	24 783	1 101 124

**I.6 IMPOR KOMODITI MENURUT NEGARA ASAL / IMPORT BY COUNTRY OF ORIGIN  
DAN LIMA GOLONGAN BARANG (SITC) UTAMA / AND FIVE MAJOR SITC COMMODITY GROUP  
\*\* NOVEMBER / NOVEMBER 2009 \*\***

Negara Asal/SITC/Uraian Golongan Barang <i>Country of Origin/SITC/group Description</i>	Berat Bersih / <i>Net Weight (Kg)</i>		Nilai CIF / <i>CIF Value (US\$)</i>	
	Bulan ini <i>Current month</i>	Kumulatif <i>Cum. Jan to date</i>	Bulan ini <i>Current month</i>	Kumulatif <i>Cum. Jan to date</i>
044 MAIZE, UNMILLED	0	2 005 331	0	374 669
247 WOOD IN THE ROUGH OR ROUGHLY SQUARED LAINNYA	10 812 20 129	140 828 1 524 560	30 511 17 380	368 984 1 043 801
SUB TOTAL	179 064	50 215 963	140 440	28 874 951
<b>CAMBODIA</b>				
793 SHIPS, BOATS, AND FLOATING STRUCTURES	194 000	5 039 000	111 900	1 337 900
845 ARTICLES OF APPAREL	1 031	24 776	39 618	527 446
652 COTTON FABRICS, WOVEN	0	76 125	0	396 000
841 MEN'S COATS/JACKETS, NOT KNITTED	864	9 857	17 506	220 803
653 FABRICS, WOVEN, OF MAN-MADE FIBRES LAINNYA	0 20 880	23 544 74 052	0 134 104	146 012 590 597
SUB TOTAL	216 775	5 247 354	303 128	3 218 758
<b>BRUNEI DARUSSALAM</b>				
333 PETROLEUM OIL, CRUDE	80 134 000	1 327 161 389	46 864 734	588 005 058
282 WASTE AND SCRAP METAL OF IRON/STEEL	0	2 898 927	0	695 742
874 MEASURING, CHECKING, ANALYSING, AND CONTROLLING INSTF	7	17 753	2 335	646 220
773 EQUIPMENT FOR DISTRIBUTING ELECTRICITY	0	33 704	0	418 192
742 PUMPS FOR LIQUID AND PARTS LAINNYA	0 67 562	13 026 215 996	0 68 098	276 666 691 575
SUB TOTAL	80 201 569	1 330 340 795	46 935 167	590 733 453
<b>LAO PEOPLE'S DEM. REP.</b>				
071 COFFEE AND COFFEE SUBSTITUTES	0	268 800	0	243 936
551 ESSENTIAL OILS, PERFUMES, AND FLAVOUR MATERIALS	0	16 000	0	96 000
773 EQUIPMENT FOR DISTRIBUTING ELECTRICITY	0	8 213	0	41 616
652 COTTON FABRICS, WOVEN	0	2 977	0	24 053
845 ARTICLES OF APPAREL LAINNYA	0 19	52 194	0 108	2 464 829
SUB TOTAL	19	296 236	108	408 898
<b>NEPAL</b>				
642 PAPER AND PAPERBOARD CUT TO SIZE/SHAPE AND ARTICLE O	216	1 666	2 093	9 464
898 MUSICAL INSTRUMENT AND PARTS/ACCESSORIES	0	95	0	1 048
892 PRINTED MATTER	13	93	125	860
831 TRAVEL GOODS	0	19	0	573
697 HOUSEHOLD EQUIPMENT OF BASE METALS LAINNYA	0 0	47 0	0 0	525 0
SUB TOTAL	229	1 920	2 218	12 470
<b>BHUTAN</b>				
893 ARTICLE OF PLASTICS	0	4 278	0	139 863
776 THERMIONIC, COLD CATHODE, AND PHOTO CATHODE VALVES/	0	525	0	27 805
874 MEASURING, CHECKING, ANALYSING, AND CONTROLLING INSTF	0	24	0	14 430
772 ELECTRICAL APPARATUS FOR MAKING AND BREAKING ELECTR	0	22	0	865
778 ELECTRICAL MACHINERY AND APPARATUS LAINNYA	0 0	11 1	0 0	830 54
SUB TOTAL	0	4 861	0	183 847
<b>VIET NAM</b>				
333 PETROLEUM OIL, CRUDE	0	394 465 790	0	169 243 248
751 OFFICE MACHINES	571 877	4 481 342	3 728 207	32 380 732
674 FLAT ROLLED PRODUCTS, CLAD OR PLATED	8 706 528	30 940 114	8 412 137	27 478 828
775 HOUSEHOLD TYPE, ELECTRICAL/NON-ELECTRICAL EQUIPMENT	993 999	5 658 210	4 237 249	23 938 507
611 LEATHERS LAINNYA	88 646 23 127 805	1 748 757 223 560 478	873 923 43 686 312	20 249 738 313 128 576
SUB TOTAL	33 488 855	660 854 691	60 937 828	586 419 629
<b>INDIA</b>				
764 TELECOMMUNICATION EQUIPMENTS AND PARTS	272 723	2 356 724	39 994 361	358 169 542

**I.6 IMPOR KOMODITI MENURUT NEGARA ASAL / IMPORT BY COUNTRY OF ORIGIN  
DAN LIMA GOLONGAN BARANG (SITC) UTAMA / AND FIVE MAJOR SITC COMMODITY GROUP  
\*\* NOVEMBER / NOVEMBER 2009 \*\***

Negara Asal/SITC/Uraian Golongan Barang <i>Country of Origin/SITC/group Description</i>	Berat Bersih / <i>Net Weight (Kg)</i>		Nilai CIF / <i>CIF Value (US\$)</i>	
	Bulan ini	Kumulatif	Bulan ini	Kumulatif
	<i>Current month</i>	<i>Cum. Jan to date</i>	<i>Current month</i>	<i>Cum. Jan to date</i>
511 HYDROCARBON AND THEIR HALOGENATED, NITRATED DERIVA	15 335 410	201 152 707	14 396 132	178 879 992
222 OIL SEEDS USE FOR EXTRACTION OF SOFT FIXED VEGETABLE C	9 582 209	128 181 116	9 634 357	126 201 660
081 FEEDING STUFF FOR ANIMALS	27 265 038	349 945 093	9 366 146	118 672 980
334 PETROLEUM PRODUCTS, REFINED	800 444	165 856 209	757 481	93 399 219
LAINNYA	67 034 956	1 168 490 096	95 465 008	1 092 063 986
SUB TOTAL	120 290 780	2 015 981 945	169 613 485	1 967 387 379
<b>PAKISTAN</b>				
263 COTTON	2 644 013	9 115 354	3 147 246	10 936 605
652 COTTON FABRICS, WOVEN	118 334	2 327 935	804 078	8 867 726
651 TEXTILE YARNS	441 293	3 897 365	599 854	6 653 771
793 SHIPS, BOATS, AND FLOATING STRUCTURES	0	9 405 000	0	6 646 368
653 FABRICS, WOVEN, OF MAN-MADE FIBRES	159 959	1 578 057	539 079	5 818 216
LAINNYA	5 133 016	37 511 486	3 202 398	25 661 457
SUB TOTAL	8 496 615	63 835 197	8 292 655	64 584 143
<b>BANGLADESH</b>				
658 MADE-UP ARTICLES, WHOLLY/CHIEFLY OF TEXTILE MATERIALS	819 495	12 127 219	622 701	9 588 257
723 CIVIL ENGINEERING AND CONTRACTOR PLANTS AND EQUIPMEI	0	1 224 000	0	5 545 950
651 TEXTILE YARNS	461 376	5 240 740	353 391	3 665 182
611 LEATHERS	2 329	22 966	63 100	1 066 973
542 MEDICAMENTS, INCLUDING VETERINARY MEDICAMENTS	378	11 312	101 143	977 235
LAINNYA	235 064	3 425 279	405 665	4 881 339
SUB TOTAL	1 518 642	22 051 516	1 546 000	25 724 936
<b>SRI LANKA</b>				
046 MEAL AND FLOUR OF WHEAT AND FLOUR OF MESLIN	8 910 000	119 433 932	3 545 604	51 259 178
652 COTTON FABRICS, WOVEN	66 986	262 307	416 322	1 683 014
656 TULLE, LACE, EMBROIDERY, RIBBONS, TRIMMINGS AND OTHER SM	10 275	42 504	191 483	1 214 849
074 TEA AND MATE	12 747	272 047	49 448	1 137 757
845 ARTICLES OF APPAREL	1 104	24 067	71 255	713 933
LAINNYA	177 235	1 644 808	377 150	6 122 132
SUB TOTAL	9 178 347	121 679 665	4 651 262	62 130 863
<b>AFGHANISTAN</b>				
792 AIRCRAFT AND ASSOCIATED EQUIPMENTS AND PARTS	40 000	40 000	1 000 000	1 000 000
057 FRUIT AND NUT; FRESH OR DRIED	0	19 500	0	28 275
652 COTTON FABRICS, WOVEN	0	3	0	62
LAINNYA	0	0	0	0
SUB TOTAL	40 000	59 503	1 000 000	1 028 337
<b>INDONESIA</b>				
036 CRUSTACEANS, MOLLUSCS, AND AQUATIC INVERTEBRATES	36 804	386 316	132 827	2 666 218
034 FISH, FRESH, CHILLED OR FROZEN	56 368	555 041	231 464	2 324 806
897 JEWELLERY, GOLDSMITH, SILVERSMITH WARES, AND OTHER A	74	98	479 982	886 111
851 FOOTWEARS	0	93 592	0	857 899
673 FLAT ROLLED PRODUCTS, NOT CLAD	0	1 635 966	0	827 085
LAINNYA	262 363	3 962 143	644 941	11 743 607
SUB TOTAL	355 609	6 633 156	1 489 214	19 305 726
<b>IRAQ</b>				
057 FRUIT AND NUT; FRESH OR DRIED	0	1 742 170	0	686 715
LAINNYA	0	0	0	0
SUB TOTAL	0	1 742 170	0	686 715
<b>IRAN (ISLAMIC REPUBLIC OF)</b>				
342 LIQUEFIED PROPANE AND BUTANE	43 134 633	286 013 703	29 236 654	143 660 788
511 HYDROCARBON AND THEIR HALOGENATED, NITRATED DERIVA	8 692 035	166 358 612	7 635 756	123 510 559
334 PETROLEUM PRODUCTS, REFINED	2 595 413	30 387 769	2 724 302	27 453 221
562 FERTILIZERS, MANUFACTURED	2 798 400	27 750 400	1 454 186	15 323 753

**I.6 IMPOR KOMODITI MENURUT NEGARA ASAL / IMPORT BY COUNTRY OF ORIGIN  
DAN LIMA GOLONGAN BARANG (SITC) UTAMA / AND FIVE MAJOR SITC COMMODITY GROUP  
\*\* NOVEMBER / NOVEMBER 2009 \*\***

Negara Asal/SITC/Uraian Golongan Barang <i>Country of Origin/SITC/group Description</i>	Berat Bersih / <i>Net Weight (Kg)</i>		Nilai CIF / <i>CIF Value (US\$)</i>	
	Bulan ini <i>Current month</i>	Kumulatif <i>Cum. Jan to date</i>	Bulan ini <i>Current month</i>	Kumulatif <i>Cum. Jan to date</i>
335 RESIDUAL PETROLEUM PRODUCTS, AND RELATED MATERIALS LAINNYA	1 743 798 9 200 963	13 210 303 35 124 450	817 713 3 056 505	6 260 524 16 040 313
SUB TOTAL	68 165 242	558 845 237	44 925 116	332 249 158
<b>SAUDI ARABIA</b>				
333 PETROLEUM OIL, CRUDE	491 768 520	4 321 739 188	281 995 227	2 031 990 368
511 HYDROCARBON AND THEIR HALOGENATED, NITRATED DERIVA	24 745 491	292 231 668	23 961 433	229 975 198
334 PETROLEUM PRODUCTS, REFINED	27 187 600	416 048 705	16 677 559	218 184 361
512 ALCOHOLS,PHENOLS,PHENOL-ALCOHOLS AND THEIR HALOGEI	11 444 209	140 979 763	9 342 879	90 460 232
342 LIQUEFIED PROPANE AND BUTANE LAINNYA	0 9 263 853	156 375 460 91 266 833	0 12 137 741	81 936 961 106 299 219
SUB TOTAL	564 409 673	5 418 641 617	344 114 839	2 758 846 339
<b>ISRAEL</b>				
764 TELECOMMUNICATION EQUIPMENTS AND PARTS	94	18 590	27 377	2 956 838
726 PRINTING/BOOK BINDING MACHINERY AND PARTS	0	39 562	0	2 133 544
541 MEDICINAL AND PHARMACEUTICAL PRODUCTS	3 365	28 218	168 704	1 519 359
751 OFFICE MACHINES	13 361	39 094	465 168	1 318 815
776 THERMIONIC, COLD CATHODE, AND PHOTO CATHODE VALVES/ LAINNYA	15 36 185	1 619 426 178	63 647 170 302	869 489 3 341 021
SUB TOTAL	53 020	553 261	895 198	12 139 066
<b>KUWAIT</b>				
334 PETROLEUM PRODUCTS, REFINED	222 841 000	2 108 179 925	140 132 651	1 099 839 266
333 PETROLEUM OIL, CRUDE	0	87 012 000	0	53 839 205
512 ALCOHOLS,PHENOLS,PHENOL-ALCOHOLS AND THEIR HALOGEI	6 368 918	56 077 284	4 743 913	35 755 332
571 POLYMERS OF ETHYLENE IN PRIMARY FORMS	1 880 856	23 433 472	1 777 524	20 185 227
282 WASTE AND SCRAP METAL OF IRON/STEEL LAINNYA	1 367 330 89 057	7 143 135 19 140 868	469 321 93 330	2 316 265 7 125 119
SUB TOTAL	232 547 161	2 300 986 684	147 216 739	1 219 060 414
<b>JORDAN</b>				
272 FERTILIZERS, CRUDE	41 660 000	482 320 000	7 602 950	118 684 930
562 FERTILIZERS, MANUFACTURED	1 136 800	35 737 740	646 640	25 506 115
685 LEAD	103 920	639 590	167 227	988 341
288 NON-FERROUS BASE METAL WASTE AND SCRAPS	0	19 390	0	110 652
752 AUTOMATIC DATA PROCESSING MACHINES AND THEIR UNITS LAINNYA	0 73 632	229 480 473	0 41 118	100 800 397 668
SUB TOTAL	42 974 352	519 197 422	8 457 935	145 788 506
<b>LEBANON</b>				
773 EQUIPMENT FOR DISTRIBUTING ELECTRICITY	0	35 170	0	813 682
892 PRINTED MATTER	12 999	195 263	39 977	467 002
288 NON-FERROUS BASE METAL WASTE AND SCRAPS	0	23 040	0	108 235
727 FOOD PROCESSING MACHINES AND PARTS	0	8 601	0	79 000
073 CHOCOLATE AND OTHER FOOD PREPARATIONS CONTAINING C LAINNYA	0 16 850	2 513 39 028	0 12 637	50 378 134 189
SUB TOTAL	29 849	303 615	52 614	1 652 486
<b>PALESTINA</b>				
793 SHIPS, BOATS, AND FLOATING STRUCTURES	0	996 000	0	251 250
723 CIVIL ENGINEERING AND CONTRACTOR PLANTS AND EQUIPMEI	0	322	0	102 358
784 PARTS AND ACCESSORIES OF THE MOTOR VEHICLES	0	90	0	37 463
745 OTHER NON-ELECTICAL MACHINERY, TOOLS, AND MECHANICAI LAINNYA	0 0	15 0	0 0	4 748 0
SUB TOTAL	0	996 427	0	395 819
<b>YEMEN</b>				

**I.6 IMPOR KOMODITI MENURUT NEGARA ASAL / IMPORT BY COUNTRY OF ORIGIN  
DAN LIMA GOLONGAN BARANG (SITC) UTAMA / AND FIVE MAJOR SITC COMMODITY GROUP  
\*\* NOVEMBER / NOVEMBER 2009 \*\***

Negara Asal/SITC/Uraian Golongan Barang <i>Country of Origin/SITC/group Description</i>	Berat Bersih / <i>Net Weight (Kg)</i>		Nilai CIF / <i>CIF Value (US\$)</i>	
	Bulan ini	Kumulatif	Bulan ini	Kumulatif
	<i>Current month</i>	<i>Cum. Jan to date</i>	<i>Current month</i>	<i>Cum. Jan to date</i>
611 LEATHERS	0	87 870	0	453 824
288 NON-FERROUS BASE METAL WASTE AND SCRAPS	0	42 045	0	192 567
685 LEAD	0	96 580	0	149 699
873 METERS AND COUNTERS	0	7 760	0	85 085
778 ELECTRICAL MACHINERY AND APPARATUS	0	10 302	0	30 768
LAINNYA	0	3 020	0	51 080
<b>SUB TOTAL</b>	<b>0</b>	<b>247 577</b>	<b>0</b>	<b>963 023</b>
<b>OMAN</b>				
684 ALUMUNIUM	2 756 493	31 811 910	5 412 405	52 781 848
575 OTHER PLASTICS IN PRIMARY FORMS	0	1 435 500	0	898 179
723 CIVIL ENGINEERING AND CONTRACTOR PLANTS AND EQUIPMEI	0	13 441	0	183 391
772 ELECTRICAL APPARATUS FOR MAKING AND BREAKING ELECTR	0	20 670	0	76 032
792 AIRCRAFT AND ASSOCIATED EQUIPMENTS AND PARTS	0	3 784	0	67 970
LAINNYA	0	1 356	0	27 848
<b>SUB TOTAL</b>	<b>2 756 493</b>	<b>33 286 661</b>	<b>5 412 405</b>	<b>54 035 268</b>
<b>SYRIA ARAB REPUBLIC</b>				
611 LEATHERS	14 175	73 001	89 250	513 550
334 PETROLEUM PRODUCTS, REFINED	0	1 184 661	0	462 610
892 PRINTED MATTER	19 705	69 709	17 444	75 500
655 KNITTED OR CROCHETTED FABRICS	0	1 620	0	40 549
575 OTHER PLASTICS IN PRIMARY FORMS	0	5 010	0	21 651
LAINNYA	16	20 485	443	44 779
<b>SUB TOTAL</b>	<b>33 896</b>	<b>1 354 486</b>	<b>107 137</b>	<b>1 158 639</b>
<b>TURKEY</b>				
333 PETROLEUM OIL, CRUDE	133 517 841	735 480 460	79 217 562	344 418 990
046 MEAL AND FLOUR OF WHEAT AND FLOUR OF MESLIN	40 200 500	341 960 930	12 558 857	105 968 844
121 TOBACCO, UNMANUFACTURED AND REFUSED	606 395	3 607 079	3 245 031	20 590 808
672 INGOTS AND OTHER IRON/STEEL IN PRIMARY FORMS	972	34 901 219	1 188	15 416 848
511 HYDROCARBON AND THEIR HALOGENATED, NITRATED DERIVA	0	8 938 892	0	8 384 993
LAINNYA	12 796 534	96 106 646	8 326 649	72 179 854
<b>SUB TOTAL</b>	<b>187 122 242</b>	<b>1 220 995 226</b>	<b>103 349 287</b>	<b>566 960 337</b>
<b>UNITED ARAB EMIRATES</b>				
342 LIQUEFIED PROPANE AND BUTANE	0	196 944 782	0	95 222 702
334 PETROLEUM PRODUCTS, REFINED	26 239 000	130 495 758	16 560 089	80 013 655
684 ALUMUNIUM	520 795	8 621 944	1 085 763	16 464 804
282 WASTE AND SCRAP METAL OF IRON/STEEL	10 076 105	33 591 027	3 293 196	10 342 604
571 POLYMERS OF ETHYLENE IN PRIMARY FORMS	767 684	7 138 915	1 037 569	8 220 315
LAINNYA	14 962 690	83 559 838	4 146 559	45 525 670
<b>SUB TOTAL</b>	<b>52 566 274</b>	<b>460 352 264</b>	<b>26 123 176</b>	<b>255 789 750</b>
<b>QATAR</b>				
342 LIQUEFIED PROPANE AND BUTANE	0	170 829 540	0	77 830 277
511 HYDROCARBON AND THEIR HALOGENATED, NITRATED DERIVA	4 723 451	86 290 354	4 180 254	63 960 638
334 PETROLEUM PRODUCTS, REFINED	0	49 957 041	0	24 236 067
671 PIG IRON, SPIEGELEISEN, SPONGE IRON, AND FERRO-ALLOYS	0	67 042 368	0	20 035 384
281 IRON ORE AND CONCENTRATES	0	39 969 414	0	10 791 742
LAINNYA	276 648	29 262 096	371 452	19 122 022
<b>SUB TOTAL</b>	<b>5 000 099</b>	<b>443 350 813</b>	<b>4 551 706</b>	<b>215 976 130</b>
<b>BAHRAIN</b>				
334 PETROLEUM PRODUCTS, REFINED	0	71 197 840	0	35 568 952
281 IRON ORE AND CONCENTRATES	0	201 017 487	0	19 153 587
684 ALUMUNIUM	857 587	3 643 683	1 762 499	7 081 793
282 WASTE AND SCRAP METAL OF IRON/STEEL	2 685 715	6 598 429	876 218	2 094 020
522 INORGANIC CHEMICAL ELEMENTS, OXIDES AND HALOGEN SALI	0	8 871 044	0	1 907 274

**I.6 IMPOR KOMODITI MENURUT NEGARA ASAL / IMPORT BY COUNTRY OF ORIGIN  
DAN LIMA GOLONGAN BARANG (SITC) UTAMA / AND FIVE MAJOR SITC COMMODITY GROUP  
\*\* NOVEMBER / NOVEMBER 2009 \*\***

Negara Asal/SITC/Uraian Golongan Barang <i>Country of Origin/SITC/group Description</i>	Berat Bersih / <i>Net Weight (Kg)</i>		Nilai CIF / <i>CIF Value (US\$)</i>	
	Bulan ini <i>Current month</i>	Kumulatif <i>Cum. Jan to date</i>	Bulan ini <i>Current month</i>	Kumulatif <i>Cum. Jan to date</i>
LAINNYA	103 974	5 559 240	130 801	3 934 465
SUB TOTAL	3 647 276	296 887 723	2 769 518	69 740 091
<b>CYPRUS</b>				
793 SHIPS, BOATS, AND FLOATING STRUCTURES	0	11 998 000	0	2 500 000
251 PULP AND WASTE PAPER	627 494	717 074	307 045	321 199
273 STONE, SAND AND GRAVEL	44 000	280 500	15 296	93 756
893 ARTICLE OF PLASTICS	7 006	11 444	14 040	20 585
895 OFFICE AND STATIONERY SUPPLIES	2 468	4 040	4 945	7 263
LAINNYA	56	14 021	112	13 385
SUB TOTAL	681 024	13 025 079	341 438	2 956 188
<b>EGYPT</b>				
562 FERTILIZERS, MANUFACTURED	29 702 000	226 998 402	2 852 814	32 404 876
272 FERTILIZERS, CRUDE	0	176 330 000	0	23 663 175
061 SUGAR, MOLASSES, AND HONEY	0	28 080 364	0	6 414 242
057 FRUIT AND NUT; FRESH OR DRIED	0	7 197 673	0	5 834 867
522 INORGANIC CHEMICAL ELEMENTS, OXIDES AND HALOGEN SALT	0	14 986 537	0	4 241 432
LAINNYA	413 501	4 828 052	948 095	8 690 077
SUB TOTAL	30 115 501	458 421 028	3 800 909	81 248 669
<b>LIBYAN ARAB JAMAHIRIYA</b>				
333 PETROLEUM OIL, CRUDE	0	262 559 808	0	90 012 934
511 HYDROCARBON AND THEIR HALOGENATED, NITRATED DERIVA	0	21 934 596	0	12 980 053
723 CIVIL ENGINEERING AND CONTRACTOR PLANTS AND EQUIPMEI	0	900	0	39 720
LAINNYA	0	0	0	0
SUB TOTAL	0	284 495 304	0	103 032 707
<b>MOROCCO</b>				
334 PETROLEUM PRODUCTS, REFINED	0	25 815 339	0	10 080 890
793 SHIPS, BOATS, AND FLOATING STRUCTURES	0	581 000	0	3 500 000
842 WOMEN'S COATS/JACKET, NOT KNITTED	4 962	59 742	273 393	3 122 936
841 MEN'S COATS/JACKETS, NOT KNITTED	894	17 285	44 091	847 188
845 ARTICLES OF APPAREL	785	11 300	41 092	567 985
LAINNYA	15 799	81 642	60 801	716 406
SUB TOTAL	22 440	26 566 308	419 377	18 835 405
<b>TUNISIA</b>				
057 FRUIT AND NUT; FRESH OR DRIED	0	1 690 666	0	5 118 634
251 PULP AND WASTE PAPER	0	896 000	0	1 754 155
523 METALLICSALTS AND PEROXYSALTS	625 000	3 260 000	259 425	1 511 750
641 PAPERS AND PAPERBOARDS	0	1 043 403	0	1 076 385
772 ELECTRICAL APPARATUS FOR MAKING AND BREAKING ELECTR	3 498	29 349	106 547	828 305
LAINNYA	53 409	153 105	100 168	937 997
SUB TOTAL	681 907	7 072 523	466 140	11 227 226
<b>ALGERIA</b>				
333 PETROLEUM OIL, CRUDE	0	124 675 498	0	54 007 305
685 LEAD	0	172 700	0	241 780
034 FISH, FRESH, CHILLED OR FROZEN	0	24 880	0	33 056
057 FRUIT AND NUT; FRESH OR DRIED	0	24 000	0	24 000
699 MANUFACTURES OF BASE METALS	0	360	0	9 758
LAINNYA	0	15 215	0	4 920
SUB TOTAL	0	124 912 653	0	54 320 819
<b>SUDAN</b>				
333 PETROLEUM OIL, CRUDE	86 728 416	1 155 374 679	51 107 141	567 983 141
273 STONE, SAND AND GRAVEL	0	28 814	0	60 650
263 COTTON	0	17 908	0	38 099
896 WORKS OF ART, COLLECTORS PIECES AND ANTIQUES	0	12 709	0	22 033

**I.6 IMPOR KOMODITI MENURUT NEGARA ASAL / IMPORT BY COUNTRY OF ORIGIN  
DAN LIMA GOLONGAN BARANG (SITC) UTAMA / AND FIVE MAJOR SITC COMMODITY GROUP  
\*\* NOVEMBER / NOVEMBER 2009 \*\***

Negara Asal/SITC/Uraian Golongan Barang <i>Country of Origin/SITC/group Description</i>	Berat Bersih / <i>Net Weight (Kg)</i>		Nilai CIF / <i>CIF Value (US\$)</i>	
	Bulan ini	Kumulatif	Bulan ini	Kumulatif
	<i>Current month</i>	<i>Cum. Jan to date</i>	<i>Current month</i>	<i>Cum. Jan to date</i>
001 LIVE ANIMALS OTHER THAN FISH	0	500	0	1 005
LAINNYA	0	50	0	140
SUB TOTAL	86 728 416	1 155 434 660	51 107 141	568 105 068
<b>ERITREA</b>				
656 TULLE,LACE,ENBROIDERY,RIBBONS,TRIMMINGS AND OTHER SM	0	91	0	4 013
776 THERMIONIC, COLD CATHODE, AND PHOTO CATHODE VALVES/	0	1	0	1 000
873 METERS AND COUNTERS	0	4	0	711
695 TOOLS FOR USED IN THE HAND OR IN MACHINES	0	9	0	552
841 MEN'S COATS/JACKETS, NOT KNITTED	0	9	0	289
LAINNYA	0	0	0	0
SUB TOTAL	0	114	0	6 565
<b>LESOTHO</b>				
845 ARTICLES OF APPAREL	54	72	2 499	3 197
LAINNYA	0	0	0	0
SUB TOTAL	54	72	2 499	3 197
<b>NAMIBIA</b>				
686 ZINC	1 134 025	9 892 201	2 385 283	16 042 962
713 INTERNAL COMBUSTION PISTON ENGINES AND PARTS	0	8 660	0	283 725
282 WASTE AND SCRAP METAL OF IRON/STEEL	711 590	711 590	221 921	221 921
778 ELECTRICAL MACHINERY AND APPARATUS	0	467	0	14 339
772 ELECTRICAL APPARATUS FOR MAKING AND BREAKING ELECTR	0	466	0	6 811
LAINNYA	0	364	0	5 001
SUB TOTAL	1 845 615	10 613 748	2 607 204	16 574 759
<b>ETHIOPIA</b>				
211 HIDES AND SKINS, RAW	0	68 791	0	616 117
611 LEATHERS	2 594	7 045	155 290	395 775
075 SPICES	30 000	180 000	36 000	215 595
071 COFFEE AND COFFEE SUBSTITUTES	0	36 152	0	86 657
845 ARTICLES OF APPAREL	0	5	0	163
LAINNYA	0	0	0	0
SUB TOTAL	32 594	291 993	191 290	1 314 307
<b>TANZANIA, UNITED REP. OF</b>				
263 COTTON	1 761 358	9 443 318	2 433 194	10 053 467
222 OIL SEEDS USE FOR EXTRACTION OFSOFT FIXED VEGETABLE C	0	1 407 524	0	706 538
292 CRUDE VEGETABLE MATERIALS	0	200 000	0	320 000
071 COFFEE AND COFFEE SUBSTITUTES	0	90 000	0	153 460
652 COTTON FABRICS, WOVEN	0	97 122	0	134 357
LAINNYA	10 000	473 324	4 176	208 040
SUB TOTAL	1 771 358	11 711 288	2 437 370	11 575 862
<b>MADAGASCAR</b>				
551 ESSENTIAL OILS, PERFUMES, AND FLAVOUR MATERIALS	60 500	465 400	410 037	3 018 815
287 ORES AND CONCENTRATES OF BASEMETALS	0	273 832	0	195 520
265 VEGETABLE TEXTILE FIBRES,RAW OR PROCESSED;WASTE OF	0	50 417	0	48 923
843 MEN'S COATS/JACKETS, KNITTED	0	1 172	0	35 752
845 ARTICLES OF APPAREL	0	747	0	21 990
LAINNYA	59	56 379	2 262	53 362
SUB TOTAL	60 559	847 947	412 299	3 374 362
<b>KENYA</b>				
074 TEA AND MATE	63 909	1 498 051	190 971	3 822 772
642 PAPER AND PAPERBOARD CUT TO SIZE/SHAPE AND ARTICLE O	0	613 900	0	1 335 040
611 LEATHERS	26 183	122 464	239 200	1 159 488
263 COTTON	0	715 684	0	923 888



**I.6 IMPOR KOMODITI MENURUT NEGARA ASAL / IMPORT BY COUNTRY OF ORIGIN  
DAN LIMA GOLONGAN BARANG (SITC) UTAMA / AND FIVE MAJOR SITC COMMODITY GROUP  
\*\* NOVEMBER / NOVEMBER 2009 \*\***

Negara Asal/SITC/Uraian Golongan Barang <i>Country of Origin/SITC/group Description</i>	Berat Bersih / <i>Net Weight (Kg)</i>		Nilai CIF / <i>CIF Value (US\$)</i>	
	Bulan ini <i>Current month</i>	Kumulatif <i>Cum. Jan to date</i>	Bulan ini <i>Current month</i>	Kumulatif <i>Cum. Jan to date</i>
512 ALCOHOLS,PHENOLS,PHENOL-ALCOHOLS AND THEIR HALOGE LAINNYA	0 1 514 601	1 150 000 5 568 718	0 279 495	851 000 1 973 817
SUB TOTAL	1 604 693	9 668 817	709 666	10 066 005
<b>REUNION</b>				
251 PULP AND WASTE PAPER	0	3 895 813	0	416 788
699 MANUFACTURES OF BASE METALS	0	11 373	0	31 174
742 PUMPS FOR LIQUID AND PARTS	0	375	0	10 724
874 MEASURING, CHECKING, ANALYSING, AND CONTROLLING INST LAINNYA	0 0	14 0	0 0	4 524 0
SUB TOTAL	0	3 907 575	0	463 210
<b>MOZAMBIQUE</b>				
263 COTTON	783 215	4 432 194	1 047 951	5 671 548
222 OIL SEEDS USE FOR EXTRACTION OFSOFT FIXED VEGETABLE C	312 136	2 138 388	288 725	1 314 602
282 WASTE AND SCRAP METAL OF IRON/STEEL	704 850	1 747 405	219 533	551 766
121 TOBACCO, UNMANUFACTURED AND REFUSED	39 600	74 770	430 452	474 688
685 LEAD	49 387	294 009	86 438	470 144
LAINNYA	27 060	524 994	22 730	416 437
SUB TOTAL	1 916 248	9 211 760	2 095 829	8 899 185
<b>BOTSWANA</b>				
658 MADE-UP ARTICLES, WHOLLY/CHIEFLY OF TEXTILE MATERIALS LAINNYA	0 0	97 0	0 0	1 803 0
SUB TOTAL	0	97	0	1 803
<b>TOGO</b>				
263 COTTON	452 125	3 945 572	625 965	4 966 337
282 WASTE AND SCRAP METAL OF IRON/STEEL	1 166 200	6 653 540	385 309	1 984 603
222 OIL SEEDS USE FOR EXTRACTION OFSOFT FIXED VEGETABLE C	0	266 300	0	119 836
642 PAPER AND PAPERBOARD CUT TO SIZE/SHAPE AND ARTICLE O	0	30 756	0	83 179
657 SPECIAL YARNS,TEXTILE FABRICS	0	2 461	0	16 721
LAINNYA	0	2 214	0	16 368
SUB TOTAL	1 618 325	10 900 843	1 011 274	7 187 044
<b>GHANA</b>				
072 COCOA	750 000	10 350 000	2 523 780	30 372 520
263 COTTON	149 468	498 402	208 551	655 647
685 LEAD	50 960	205 560	93 002	325 246
282 WASTE AND SCRAP METAL OF IRON/STEEL	0	686 160	0	198 986
287 ORES AND CONCENTRATES OF BASEMETALS	0	206 600	0	125 246
LAINNYA	0	30 749	0	125 613
SUB TOTAL	950 428	11 977 471	2 825 333	31 803 258
<b>LIBERIA</b>				
793 SHIPS, BOATS, AND FLOATING STRUCTURES	0	12 099 000	0	3 500 000
653 FABRICS, WOVEN, OF MAN-MADE FIBRES	0	1 378	0	20 705
651 TEXTILE YARNS	0	355	0	852
582 PLATES, SHEETS, AND FILM OF PLASTICS	1	1	1	1
LAINNYA	0	0	0	0
SUB TOTAL	1	12 100 734	1	3 521 558
<b>GUINEA</b>				
071 COFFEE AND COFFEE SUBSTITUTES	162 000	307 800	203 472	386 597
248 WOOD, SIMPLY WORKED AND RAILWAY SLEEPER OF WOOD	0	65 215	0	60 019
629 ARTICLES OF RUBBERS	0	8	0	459

**I.6 IMPOR KOMODITI MENURUT NEGARA ASAL / IMPORT BY COUNTRY OF ORIGIN  
DAN LIMA GOLONGAN BARANG (SITC) UTAMA / AND FIVE MAJOR SITC COMMODITY GROUP  
\*\* NOVEMBER / NOVEMBER 2009 \*\***

Negara Asal/SITC/Uraian Golongan Barang <i>Country of Origin/SITC/group Description</i>	Berat Bersih / <i>Net Weight (Kg)</i>		Nilai CIF / <i>CIF Value (US\$)</i>	
	Bulan ini	Kumulatif	Bulan ini	Kumulatif
	<i>Current month</i>	<i>Cum. Jan to date</i>	<i>Current month</i>	<i>Cum. Jan to date</i>
633 CORK MANUFACTURES	0	5	0	290
748 TRANSMISSION SHAFTS AND CRANKS	0	1	0	39
LAINNYA	0	1	0	31
<b>SUB TOTAL</b>	<b>162 000</b>	<b>373 030</b>	<b>203 472</b>	<b>447 435</b>
<b>ANGOLA</b>				
691 STRUCTURES AND PARTS OF IRON/STEEL OR ALUMINIUM	480 000	480 000	2 080 800	2 080 800
679 TUBES, PIPES, HOLLOW PROFILE, PIPE FITTING OF IRON/STEEL	0	55 458	0	106 369
282 WASTE AND SCRAP METAL OF IRON/STEEL	0	138 042	0	51 298
723 CIVIL ENGINEERING AND CONTRACTOR PLANTS AND EQUIPMEI	0	29 677	0	37 514
773 EQUIPMENT FOR DISTRIBUTING ELECTRICITY	1	1	26	26
LAINNYA	0	0	0	0
<b>SUB TOTAL</b>	<b>480 001</b>	<b>703 178</b>	<b>2 080 826</b>	<b>2 276 007</b>
<b>CONGO</b>				
282 WASTE AND SCRAP METAL OF IRON/STEEL	0	808 750	0	352 331
248 WOOD, SIMPLY WORKED AND RAILWAY SLEEPER OF WOOD	0	90 170	0	122 287
247 WOOD IN THE ROUGH OR ROUGHLY SQUARED	0	38 815	0	32 882
728 OTHER MACHINES AND EQUIPMENT SPECIALIZED FOR PARTICL	0	5 512	0	19 300
742 PUMPS FOR LIQUID AND PARTS	0	428	0	1 500
LAINNYA	0	46	0	824
<b>SUB TOTAL</b>	<b>0</b>	<b>943 721</b>	<b>0</b>	<b>529 124</b>
<b>CAMEROON</b>				
072 COCOA	0	1 591 048	0	4 126 827
263 COTTON	699 478	1 624 138	922 481	2 206 667
248 WOOD, SIMPLY WORKED AND RAILWAY SLEEPER OF WOOD	45 012	591 352	45 565	609 520
282 WASTE AND SCRAP METAL OF IRON/STEEL	309 590	1 510 990	90 091	439 699
025 EGGS, BIRDS, AND EGG YOLKS; FRESH, DRIED OR OTHERWISE	0	36 839	0	202 714
LAINNYA	13 310	264 727	31 153	315 890
<b>SUB TOTAL</b>	<b>1 067 390</b>	<b>5 619 094</b>	<b>1 089 290</b>	<b>7 901 317</b>
<b>NIGERIA</b>				
333 PETROLEUM OIL, CRUDE	0	1 146 266 321	0	503 633 087
263 COTTON	523 311	2 648 061	724 446	3 445 455
248 WOOD, SIMPLY WORKED AND RAILWAY SLEEPER OF WOOD	23 000	249 347	18 122	189 116
685 LEAD	0	79 830	0	111 762
723 CIVIL ENGINEERING AND CONTRACTOR PLANTS AND EQUIPMEI	0	10 000	0	90 000
LAINNYA	0	44 377	0	42 483
<b>SUB TOTAL</b>	<b>546 311</b>	<b>1 149 297 936</b>	<b>742 568</b>	<b>507 511 903</b>
<b>SIERRA LEONE</b>				
282 WASTE AND SCRAP METAL OF IRON/STEEL	458 520	1 204 300	151 762	375 243
771 ELECTRIC POWER MACHINERY AND PARTS	0	16	0	2 818
778 ELECTRICAL MACHINERY AND APPARATUS	0	1 108	0	1 514
716 ROTATING ELECTRIC PLANTS AND PARTS	0	3	0	434
743 PUMPS, COMPRESSORS, FANS, BLOWERS, CENTRIFUGES, AND	0	65	0	363
LAINNYA	0	22	0	116
<b>SUB TOTAL</b>	<b>458 520</b>	<b>1 205 514</b>	<b>151 762</b>	<b>380 488</b>
<b>GABON</b>				
635 WOOD MANUFACTURES	0	105 643	0	256 017
248 WOOD, SIMPLY WORKED AND RAILWAY SLEEPER OF WOOD	0	68 873	0	56 871
728 OTHER MACHINES AND EQUIPMENT SPECIALIZED FOR PARTICL	0	3 357	0	51 570
282 WASTE AND SCRAP METAL OF IRON/STEEL	0	54 600	0	13 923
776 THERMIONIC, COLD CATHODE, AND PHOTO CATHODE VALVES/	13	13	13 187	13 187
LAINNYA	0	6	0	263

**I.6 IMPOR KOMODITI MENURUT NEGARA ASAL / IMPORT BY COUNTRY OF ORIGIN  
DAN LIMA GOLONGAN BARANG (SITC) UTAMA / AND FIVE MAJOR SITC COMMODITY GROUP  
\*\* NOVEMBER / NOVEMBER 2009 \*\***

Negara Asal/SITC/Uraian Golongan Barang <i>Country of Origin/SITC/group Description</i>	Berat Bersih / <i>Net Weight (Kg)</i>		Nilai CIF / <i>CIF Value (US\$)</i>	
	Bulan ini <i>Current month</i>	Kumulatif <i>Cum. Jan to date</i>	Bulan ini <i>Current month</i>	Kumulatif <i>Cum. Jan to date</i>
SUB TOTAL	13	232 492	13 187	391 831
<b>COTE D'IVOIRE</b>				
072 COCOA	0	2 506 539	0	6 712 577
263 COTTON	325 977	4 357 390	453 191	5 773 694
057 FRUIT AND NUT; FRESH OR DRIED	0	1 101 188	0	828 831
282 WASTE AND SCRAP METAL OF IRON/STEEL	435 520	1 003 380	126 736	295 152
288 NON-FERROUS BASE METAL WASTE AND SCRAPS	0	39 510	0	193 579
LAINNYA	48 056	119 626	80 039	175 588
SUB TOTAL	809 553	9 127 633	659 966	13 979 421
<b>SENEGAL</b>				
282 WASTE AND SCRAP METAL OF IRON/STEEL	970 765	970 765	317 314	317 314
287 ORES AND CONCENTRATES OF BASEMETALS	26 630	465 380	20 511	260 795
752 AUTOMATIC DATA PROCESSING MACHINES AND THEIR UNITS	0	3 581	0	175 613
748 TRANSMISSION SHAFTS AND CRANKS	184	184	13 160	13 160
676 IRON/STEEL BARS, RODS, ANGELS, SHAPED AND SECTIONS	0	2 470	0	1 789
LAINNYA	0	3 046	0	3 517
SUB TOTAL	997 579	1 445 426	350 985	772 188
<b>MAURITANIA</b>				
282 WASTE AND SCRAP METAL OF IRON/STEEL	166 980	166 980	42 580	42 580
652 COTTON FABRICS, WOVEN	0	2 430	0	20 875
LAINNYA	0	0	0	0
SUB TOTAL	166 980	169 410	42 580	63 455
<b>MALI</b>				
263 COTTON	691 728	5 690 088	975 990	7 207 571
764 TELECOMMUNICATION EQUIPMENTS AND PARTS	243	349	43 426	105 649
745 OTHER NON-ELECTICAL MACHINERY, TOOLS, AND MECHANICAL	0	385	0	5 276
748 TRANSMISSION SHAFTS AND CRANKS	0	42	0	2 247
652 COTTON FABRICS, WOVEN	243	243	1 897	1 897
LAINNYA	19	55	266	742
SUB TOTAL	692 233	5 691 162	1 021 579	7 323 382
<b>BENIN</b>				
263 COTTON	605 641	5 837 350	855 103	7 630 170
282 WASTE AND SCRAP METAL OF IRON/STEEL	1 161 120	1 809 820	384 041	567 299
057 FRUIT AND NUT; FRESH OR DRIED	0	496 650	0	315 718
759 PARTS AND ACCESSORIES FOR MACHINE OF HEADING 751 OR	0	13	0	6 183
893 ARTICLE OF PLASTICS	0	1	0	14
LAINNYA	0	0	0	0
SUB TOTAL	1 766 761	8 143 834	1 239 144	8 519 384
<b>BURKINA FASO</b>				
263 COTTON	1 361 003	8 136 135	1 823 865	10 751 232
575 OTHER PLASTICS IN PRIMARY FORMS	0	4 716	0	27 000
582 PLATES, SHEETS, AND FILM OF PLASTICS	0	3 162	0	18 103
592 STARCHES, INULIN, AND WHEAT GLUTENAL BUMINOIDAL SUBT/	0	156	0	892
629 ARTICLES OF RUBBERS	0	120	0	684
LAINNYA	0	45	0	254
SUB TOTAL	1 361 003	8 144 334	1 823 865	10 798 165
<b>GAMBIA</b>				
551 ESSENTIAL OILS, PERFUMES, AND FLAVOUR MATERIALS	0	537	0	2 879
LAINNYA	0	0	0	0
SUB TOTAL	0	537	0	2 879
<b>U.S. VIRGIN ISLANDS</b>				
775 HOUSEHOLD TYPE, ELECTRICAL/NON-ELECTRICAL EQUIPMENT	0	47 278	0	349 800

**I.6 IMPOR KOMODITI MENURUT NEGARA ASAL / IMPORT BY COUNTRY OF ORIGIN  
DAN LIMA GOLONGAN BARANG (SITC) UTAMA / AND FIVE MAJOR SITC COMMODITY GROUP  
\*\* NOVEMBER / NOVEMBER 2009 \*\***

Negara Asal/SITC/Uraian Golongan Barang <i>Country of Origin/SITC/group Description</i>	Berat Bersih / <i>Net Weight (Kg)</i>		Nilai CIF / <i>CIF Value (US\$)</i>	
	Bulan ini	Kumulatif	Bulan ini	Kumulatif
	<i>Current month</i>	<i>Cum. Jan to date</i>	<i>Current month</i>	<i>Cum. Jan to date</i>
851 FOOTWEARS	0	395	0	4 915
751 OFFICE MACHINES	0	483	0	2 103
844 WOMEN'S COATS/JACKETS, KNITTED	0	32	0	979
845 ARTICLES OF APPAREL	0	3	0	71
LAINNYA	0	3	0	89
SUB TOTAL	0	48 194	0	357 957
<b>SEYCHELLES</b>				
772 ELECTRICAL APPARATUS FOR MAKING AND BREAKING ELECTR	0	109	0	249 945
598 MISCELLANEOUS CHEMICAL PRODUCTS	0	1 000	0	35 270
764 TELECOMMUNICATION EQUIPMENTS AND PARTS	5 591	5 591	4 453	4 453
813 LIGHTING FIXTURES AND FITTINGS	0	1 215	0	3 650
694 NAILS, SCREWS, NUTS, BOLTS, RIVETS OF IRON/STEEL OR COP	156	156	108	108
LAINNYA	0	14	0	76
SUB TOTAL	5 747	8 085	4 561	293 502
<b>UGANDA</b>				
263 COTTON	44 710	3 588 612	54 459	4 452 902
611 LEATHERS	10 366	40 272	108 518	416 365
121 TOBACCO, UNMANUFACTURED AND REFUSED	39 600	58 802	195 674	343 514
287 ORES AND CONCENTRATES OF BASEMETALS	0	5 040	0	172 771
685 LEAD	46 900	91 440	72 695	139 505
LAINNYA	0	22 549	0	4 001
SUB TOTAL	141 576	3 806 715	431 346	5 529 058
<b>CENTRAL AFRICAN REPUBLIC</b>				
263 COTTON	492 868	3 219 954	654 948	3 782 774
266 SYNTHETIC FIBRES SUITABLE FOR SPINNING	0	22 160	0	140 227
267 OTHER MAN-MADE FIBRES SUITABLE FOR SPINNING AND WAST	0	13 840	0	49 227
282 WASTE AND SCRAP METAL OF IRON/STEEL	0	129 160	0	36 940
676 IRON/STEEL BARS, RODS, ANGELS, SHAPED AND SECTIONS	0	2 236	0	2 646
LAINNYA	0	1	0	1
SUB TOTAL	492 868	3 387 351	654 948	4 011 815
<b>NIGER</b>				
098 EDIBLE PRODUCTS AND PREPARATIONS	0	19 800	0	48 708
232 SYNTHETIC RUBBER LATEX, SYNTHETIC/RECLAIMED RUBBER	0	28 180	0	21 416
273 STONE, SAND AND GRAVEL	0	43 179	0	18 727
699 MANUFACTURES OF BASE METALS	21 000	21 000	17 323	17 323
776 THERMIONIC, COLD CATHODE, AND PHOTO CATHODE VALVES/	682	682	15 015	15 015
LAINNYA	434	50 059	6 682	28 109
SUB TOTAL	22 116	162 900	39 020	149 298
<b>CHAD</b>				
263 COTTON	199 993	359 423	275 566	501 137
LAINNYA	0	0	0	0
SUB TOTAL	199 993	359 423	275 566	501 137
<b>DJIBOUTI</b>				
611 LEATHERS	0	5 175	0	141 527
685 LEAD	0	37 020	0	53 679
LAINNYA	0	0	0	0
SUB TOTAL	0	42 195	0	195 206
<b>SAINT HELENA</b>				
873 METERS AND COUNTERS	10 692	10 692	156 071	156 071
657 SPECIAL YARNS,TEXTILE FABRICS	0	4 890	0	57 926
675 FLAT ROLLED PRODUCTS AND ALLOY STEELS	0	41 178	0	41 122

**I.6 IMPOR KOMODITI MENURUT NEGARA ASAL / IMPORT BY COUNTRY OF ORIGIN  
DAN LIMA GOLONGAN BARANG (SITC) UTAMA / AND FIVE MAJOR SITC COMMODITY GROUP  
\*\* NOVEMBER / NOVEMBER 2009 \*\***

Negara Asal/SITC/Uraian Golongan Barang <i>Country of Origin/SITC/group Description</i>	Berat Bersih / <i>Net Weight (Kg)</i>		Nilai CIF / <i>CIF Value (US\$)</i>	
	Bulan ini	Kumulatif	Bulan ini	Kumulatif
	<i>Current month</i>	<i>Cum. Jan to date</i>	<i>Current month</i>	<i>Cum. Jan to date</i>
251 PULP AND WASTE PAPER	128 160	128 160	36 444	36 444
652 COTTON FABRICS, WOVEN	0	1 300	0	19 599
LAINNYA	3	1 555	984	30 467
<b>SUB TOTAL</b>	<b>138 855</b>	<b>187 775</b>	<b>193 499</b>	<b>341 629</b>
<b>SWAZILAND</b>				
251 PULP AND WASTE PAPER	988 824	11 406 292	524 077	4 812 411
562 FERTILIZERS, MANUFACTURED	0	1 475 000	0	907 125
591 DISINFECTANTS, INSECTICIDES, AND FUNGICIDES PUT IN FORM	20 000	68 480	54 200	503 960
772 ELECTRICAL APPARATUS FOR MAKING AND BREAKING ELECTR	13	6 080	186	327 442
073 CHOCOLATE AND OTHER FOOD PREPARATIONS CONTAINING C	0	24 646	0	153 666
LAINNYA	1 581	66 714	82 005	780 067
<b>SUB TOTAL</b>	<b>1 010 418</b>	<b>13 047 212</b>	<b>660 468</b>	<b>7 484 671</b>
<b>SOUTH AFRICA</b>				
251 PULP AND WASTE PAPER	8 876 993	117 977 980	7 094 008	80 305 521
333 PETROLEUM OIL, CRUDE	0	132 753 196	0	52 287 064
061 SUGAR, MOLASSES, AND HONEY	26 650 000	78 351 120	14 988 115	38 361 634
282 WASTE AND SCRAP METAL OF IRON/STEEL	16 227 110	83 694 417	5 222 210	25 957 729
222 OIL SEEDS USE FOR EXTRACTION OFSOFT FIXED VEGETABLE C	3 933 840	41 181 880	1 913 396	20 899 000
LAINNYA	15 997 232	76 765 946	14 375 718	94 233 169
<b>SUB TOTAL</b>	<b>71 685 175</b>	<b>530 724 539</b>	<b>43 593 447</b>	<b>312 044 117</b>
<b>ZIMBABWE</b>				
263 COTTON	1 699 608	10 251 196	2 191 431	13 675 474
121 TOBACCO, UNMANUFACTURED AND REFUSED	0	906 700	0	6 231 407
821 FURNITURES AND PARTS	22	115	256	1 712
752 AUTOMATIC DATA PROCESSING MACHINES AND THEIR UNITS	0	21	0	1 156
LAINNYA	0	0	0	0
<b>SUB TOTAL</b>	<b>1 699 630</b>	<b>11 158 032</b>	<b>2 191 687</b>	<b>19 909 749</b>
<b>ZAMBIA</b>				
263 COTTON	295 973	663 982	409 381	914 205
287 ORES AND CONCENTRATES OF BASEMETALS	5 000	243 590	195 650	669 695
LAINNYA	0	0	0	0
<b>SUB TOTAL</b>	<b>300 973</b>	<b>907 572</b>	<b>605 031</b>	<b>1 583 900</b>
<b>MALAWI</b>				
263 COTTON	1 100 637	2 013 379	1 380 702	2 692 083
074 TEA AND MATE	11 239	11 779	25 993	31 577
222 OIL SEEDS USE FOR EXTRACTION OFSOFT FIXED VEGETABLE C	0	2 500	0	950
LAINNYA	0	0	0	0
<b>SUB TOTAL</b>	<b>1 111 876</b>	<b>2 027 658</b>	<b>1 406 695</b>	<b>2 724 610</b>
<b>BURUNDI</b>				
761 TELEVISION RECEIVERS	0	4	0	1 927
752 AUTOMATIC DATA PROCESSING MACHINES AND THEIR UNITS	0	1	0	134
LAINNYA	0	0	0	0
<b>SUB TOTAL</b>	<b>0</b>	<b>5</b>	<b>0</b>	<b>2 061</b>
<b>MAURITIUS</b>				
575 OTHER PLASTICS IN PRIMARY FORMS	0	2 887 196	0	3 102 812
651 TEXTILE YARNS	0	1 834 079	0	2 263 404
679 TUBES, PIPES, HOLLOW PROFILE, PIPE FITTING OF IRON/STEEL	0	72 707	0	405 653
845 ARTICLES OF APPAREL	895	11 014	28 966	293 740
724 TEXTILE/LEATHER MACHINERY AND PARTS	0	79 612	0	260 198
LAINNYA	30 619	2 158 909	154 561	1 948 245
<b>SUB TOTAL</b>	<b>31 514</b>	<b>7 043 517</b>	<b>183 527</b>	<b>8 274 052</b>

**I.6 IMPOR KOMODITI MENURUT NEGARA ASAL / IMPORT BY COUNTRY OF ORIGIN  
DAN LIMA GOLONGAN BARANG (SITC) UTAMA / AND FIVE MAJOR SITC COMMODITY GROUP  
\*\* NOVEMBER / NOVEMBER 2009 \*\***

Negara Asal/SITC/Uraian Golongan Barang <i>Country of Origin/SITC/group Description</i>	Berat Bersih / <i>Net Weight (Kg)</i>		Nilai CIF / <i>CIF Value (US\$)</i>	
	Bulan ini <i>Current month</i>	Kumulatif <i>Cum. Jan to date</i>	Bulan ini <i>Current month</i>	Kumulatif <i>Cum. Jan to date</i>
<b>RWANDA</b>				
699 MANUFACTURES OF BASE METALS LAINNYA	0	1	0	3
	0	0	0	0
SUB TOTAL	0	1	0	3
<b>ZAIRE</b>				
571 POLYMERS OF ETHYLENE IN PRIMARY FORMS LAINNYA	0	53	0	40
	0	0	0	0
SUB TOTAL	0	53	0	40
<b>VIRGIN ISLANDS (BRITISH)</b>				
792 AIRCRAFT AND ASSOCIATED EQUIPMENTS AND PARTS	0	2 909	0	4 327 682
278 OTHER CRUDE MINERALS	0	7 700 000	0	363 100
899 OTHER MISCELLANEOUS MANUFACTURED ARTICLES	16 775	183 760	22 424	255 728
513 CARBOXYLIC ACIDS, AND THEIR ANHYDRIDES, HALIDES, PEROXID	0	132 000	0	88 925
851 FOOTWEARS LAINNYA	0	4 816	0	52 130
	12 059	39 117	35 669	146 427
SUB TOTAL	28 834	8 062 602	58 093	5 233 992
<b>AUSTRALIA</b>				
041 WHEAT AND MESLIN, UNMILLED	178 813 925	2 456 420 782	52 021 469	670 393 002
001 LIVE ANIMALS OTHER THAN FISH	20 576 954	220 717 890	38 669 954	411 408 339
684 ALUMINIUM	8 678 339	75 475 386	18 264 207	148 644 826
061 SUGAR, MOLASSES, AND HONEY	18 881 286	275 438 234	12 243 102	116 619 060
011 MEAT OF BOVINE ANIMALS FRESH, CHILLED OR FROZEN LAINNYA	5 085 836	41 399 948	14 489 134	114 330 050
	249 779 082	3 032 848 339	130 247 169	1 567 172 445
SUB TOTAL	481 815 422	6 102 300 579	265 935 035	3 028 567 722
<b>NEW ZEALAND</b>				
022 MILK, CREAM, AND MILK PRODUCTS OTHER THAN BUTTER OR C	7 588 379	70 051 648	13 951 347	155 470 947
251 PULP AND WASTE PAPER	15 216 530	165 372 586	7 276 146	64 905 776
011 MEAT OF BOVINE ANIMALS FRESH, CHILLED OR FROZEN	1 286 373	17 830 777	3 571 317	49 918 674
081 FEEDING STUFF FOR ANIMALS	5 912 299	82 076 211	3 342 318	43 794 956
282 WASTE AND SCRAP METAL OF IRON/STEEL LAINNYA	11 778 100	125 163 778	3 777 294	33 934 480
	9 063 593	132 647 240	12 143 975	156 383 497
SUB TOTAL	50 845 274	593 142 240	44 062 397	504 408 330
<b>MICRONESIA, FED. STATES OF</b>				
292 CRUDE VEGETABLE MATERIALS	0	871	0	2 874
057 FRUIT AND NUT; FRESH OR DRIED LAINNYA	0	5	0	11
	0	0	0	0
SUB TOTAL	0	876	0	2 885
<b>GUAM</b>				
292 CRUDE VEGETABLE MATERIALS	88	194	283	565
844 WOMEN'S COATS/JACKETS, KNITTED	0	8	0	266
075 SPICES	0	2	0	3
057 FRUIT AND NUT; FRESH OR DRIED LAINNYA	0	1	0	1
	0	0	0	0
SUB TOTAL	88	205	283	835
<b>NAURU</b>				
035 FISH, DRIED SALTED OR IN BRINE; SMOKED FISH	0	100	0	6 236
693 WIRE PRODUCTS AND FENCING GRILLS LAINNYA	0	166	0	620
	0	0	0	0
SUB TOTAL	0	266	0	6 856

**I.6 IMPOR KOMODITI MENURUT NEGARA ASAL / IMPORT BY COUNTRY OF ORIGIN  
DAN LIMA GOLONGAN BARANG (SITC) UTAMA / AND FIVE MAJOR SITC COMMODITY GROUP  
\*\* NOVEMBER / NOVEMBER 2009 \*\***

Negara Asal/SITC/Uraian Golongan Barang <i>Country of Origin/SITC/group Description</i>	Berat Bersih / <i>Net Weight (Kg)</i>		Nilai CIF / <i>CIF Value (US\$)</i>	
	Bulan ini <i>Current month</i>	Kumulatif <i>Cum. Jan to date</i>	Bulan ini <i>Current month</i>	Kumulatif <i>Cum. Jan to date</i>
<b>NEW CALEDONIA</b>				
874 MEASURING, CHECKING, ANALYSING, AND CONTROLLING INST	7 525	7 525	104 775	104 775
851 FOOTWEARS	2 991	2 991	13 245	13 245
575 OTHER PLASTICS IN PRIMARY FORMS	0	500	0	6 024
724 TEXTILE/LEATHER MACHINERY AND PARTS	0	130	0	2 056
747 TAPS, COCKS, AND VALVES FOR PIPES	0	60	0	2 029
LAINNYA	59	125	718	1 257
<b>SUB TOTAL</b>	<b>10 575</b>	<b>11 331</b>	<b>118 738</b>	<b>129 386</b>
<b>NIUE</b>				
694 NAILS, SCREWS, NUTS, BOLTS, RIVETS OF IRON/STEEL OR COP	0	2 371	0	9 399
751 OFFICE MACHINES	0	1	0	77
LAINNYA	0	0	0	0
<b>SUB TOTAL</b>	<b>0</b>	<b>2 372</b>	<b>0</b>	<b>9 476</b>
<b>VANUATU</b>				
072 COCOA	0	100 000	0	243 166
893 ARTICLE OF PLASTICS	0	60	0	346
899 OTHER MISCELLANEOUS MANUFACTURED ARTICLES	0	30	0	173
LAINNYA	0	0	0	0
<b>SUB TOTAL</b>	<b>0</b>	<b>100 090</b>	<b>0</b>	<b>243 685</b>
<b>BRITISH INDIAN OCEAN TERRITORY</b>				
081 FEEDING STUFF FOR ANIMALS	0	1 906 841	0	467 333
716 ROTATING ELECTRIC PLANTS AND PARTS	0	849	0	18 785
821 FURNITURES AND PARTS	0	5 290	0	3 339
713 INTERNAL COMBUSTION PISTON ENGINES AND PARTS	0	16	0	263
LAINNYA	0	0	0	0
<b>SUB TOTAL</b>	<b>0</b>	<b>1 912 996</b>	<b>0</b>	<b>489 720</b>
<b>OTH.OCEANIA</b>				
899 OTHER MISCELLANEOUS MANUFACTURED ARTICLES	0	73	0	2 093
LAINNYA	0	0	0	0
<b>SUB TOTAL</b>	<b>0</b>	<b>73</b>	<b>0</b>	<b>2 093</b>
<b>AMERICAN SAMOA</b>				
263 COTTON	60 456	739 001	93 744	1 186 396
764 TELECOMUNICATION EQUIPMENTS AND PARTS	0	15 031	0	444 638
821 FURNITURES AND PARTS	0	5 464	0	375 348
743 PUMPS, COMPRESSORS, FANS, BLOWERS, CENTRIFUGES, AND	0	750 420	0	374 669
718 OTHER POWER GENERATING MACHINES AND PARTS	0	13 192	0	230 262
LAINNYA	51	341 257	5 175	585 833
<b>SUB TOTAL</b>	<b>60 507</b>	<b>1 864 365</b>	<b>98 919</b>	<b>3 197 146</b>
<b>COOK ISLANDS</b>				
744 MECHANICAL HANDLING EQUIPMENTS AND PARTS	0	10 378	0	553 068
725 PAPERMILL/PULPMILL MACHINERY AND PAPER CUTTING MACHI	333	45 320	110 612	516 350
695 TOOLS FOR USED IN THE HAND OR IN MACHINES	0	10 211	0	494 785
747 TAPS, COCKS, AND VALVES FOR PIPES	2 453	3 608	171 199	382 923
771 ELECTRIC POWER MACHINERY AND PARTS	0	29 709	0	153 338
LAINNYA	2 642	38 084	177 540	734 267
<b>SUB TOTAL</b>	<b>5 428</b>	<b>137 310</b>	<b>459 351</b>	<b>2 834 731</b>
<b>FIJI</b>				
282 WASTE AND SCRAP METAL OF IRON/STEEL	271 320	484 690	85 467	148 981
655 KNITTED OR CROCHETTED FABRICS	0	2 473	0	59 806
685 LEAD	0	20 774	0	37 024
653 FABRICS, WOVEN, OF MAN-MADE FIBRES	0	449	0	3 580

**I.6 IMPOR KOMODITI MENURUT NEGARA ASAL / IMPORT BY COUNTRY OF ORIGIN  
DAN LIMA GOLONGAN BARANG (SITC) UTAMA / AND FIVE MAJOR SITC COMMODITY GROUP  
\*\* NOVEMBER / NOVEMBER 2009 \*\***

Negara Asal/SITC/Uraian Golongan Barang <i>Country of Origin/SITC/group Description</i>	Berat Bersih / <i>Net Weight (Kg)</i>		Nilai CIF / <i>CIF Value (US\$)</i>	
	Bulan ini <i>Current month</i>	Kumulatif <i>Cum. Jan to date</i>	Bulan ini <i>Current month</i>	Kumulatif <i>Cum. Jan to date</i>
034 FISH, FRESH, CHILLED OR FROZEN	0	110	0	1 820
LAINNYA	0	70	0	3 041
SUB TOTAL	271 320	508 566	85 467	254 252
<b>MARSHALL ISLANDS</b>				
793 SHIPS, BOATS, AND FLOATING STRUCTURES	0	49 783 000	0	82 900 000
792 AIRCRAFT AND ASSOCIATED EQUIPMENTS AND PARTS	0	9	0	132 312
742 PUMPS FOR LIQUID AND PARTS	0	5	0	76 534
874 MEASURING, CHECKING, ANALYSING, AND CONTROLLING INSTF	0	2	0	27 958
772 ELECTRICAL APPARATUS FOR MAKING AND BREAKING ELECTR	0	1	0	9 921
LAINNYA	0	100	0	429
SUB TOTAL	0	49 783 117	0	83 147 154
<b>SAMOA</b>				
894 BABY CARRIAGES, TOYS, GAMES, AND SPORTING GOODS	74 344	121 078	243 268	418 420
232 SYNTHETIC RUBBER LATEX, SYNTHETIC/RECLAIMED RUBBER	0	38 556	0	138 416
653 FABRICS, WOVEN, OF MAN-MADE FIBRES	0	4 535	0	44 924
598 MISCELLANEOUS CHEMICAL PRODUCTS	17 500	35 000	17 450	34 900
541 MEDICINAL AND PHARMACEUTICAL PRODUCTS	0	125	0	21 000
LAINNYA	114	1 882	2 169	32 177
SUB TOTAL	91 958	201 176	262 887	689 837
<b>SOLOMON ISLANDS</b>				
072 COCOA	180 000	2 145 001	512 374	5 724 217
282 WASTE AND SCRAP METAL OF IRON/STEEL	561 000	1 319 950	188 184	468 343
246 WOOD IN CHIPS OR PARTICLES AND WASTE	0	5 000 000	0	434 346
LAINNYA	0	0	0	0
SUB TOTAL	741 000	8 464 951	700 558	6 626 906
<b>TONGA</b>				
048 CEREAL PREPARATIONS AND PREPARATIONS OF FLOURS/STAF	0	1 691	0	11 019
292 CRUDE VEGETABLE MATERIALS	0	316	0	2 043
LAINNYA	0	0	0	0
SUB TOTAL	0	2 007	0	13 062
<b>TUVALU</b>				
793 SHIPS, BOATS, AND FLOATING STRUCTURES	0	872 000	0	364 716
776 THERMIONIC, COLD CATHODE, AND PHOTO CATHODE VALVES/	0	20	0	2 424
899 OTHER MISCELLANEOUS MANUFACTURED ARTICLES	0	201	0	1 736
533 PIGMENTS, PAINTS, VARNISHES, AND RELATED MATERIALS	173	173	602	602
523 METALLICSALTS AND PEROXYSALTS	8	8	66	66
LAINNYA	0	0	0	0
SUB TOTAL	181	872 402	668	369 544
<b>CHRISTMAS ISLANDS</b>				
759 PARTS AND ACCESSORIES FOR MACHINE OF HEADING 751 OR	0	11	0	5 161
727 FOOD PROCESSING MACHINES AND PARTS	0	1 616	0	1 206
LAINNYA	0	0	0	0
SUB TOTAL	0	1 627	0	6 367
<b>U.S MINOR OUTLYING ISLAND</b>				
629 ARTICLES OF RUBBERS	0	5	0	130
694 NAILS, SCREWS, NUTS, BOLTS, RIVETS OF IRON/STEEL OR COP	0	1	0	6
LAINNYA	0	0	0	0
SUB TOTAL	0	6	0	136
<b>COCOS (KEELING) ISLANDS</b>				
664 GLASS	0	8 042	0	18 749
653 FABRICS, WOVEN, OF MAN-MADE FIBRES	0	5 298	0	13 920
699 MANUFACTURES OF BASE METALS	0	10 000	0	8 040



**I.6 IMPOR KOMODITI MENURUT NEGARA ASAL / IMPORT BY COUNTRY OF ORIGIN  
DAN LIMA GOLONGAN BARANG (SITC) UTAMA / AND FIVE MAJOR SITC COMMODITY GROUP  
\*\* NOVEMBER / NOVEMBER 2009 \*\***

Negara Asal/SITC/Uraian Golongan Barang <i>Country of Origin/SITC/group Description</i>	Berat Bersih / <i>Net Weight (Kg)</i>		Nilai CIF / <i>CIF Value (US\$)</i>	
	Bulan ini <i>Current month</i>	Kumulatif <i>Cum. Jan to date</i>	Bulan ini <i>Current month</i>	Kumulatif <i>Cum. Jan to date</i>
694 NAILS, SCREWS, NUTS, BOLTS, RIVETS OF IRON/STEEL OR COP LAINNYA	0 0	73 0	0 0	39 0
SUB TOTAL	0	23 413	0	40 748
<b>TOKELAU</b>				
776 THERMIONIC, COLD CATHODE, AND PHOTO CATHODE VALVES/ 575 OTHER PLASTICS IN PRIMARY FORMS	0 0	17 470 45 996	0 0	36 576 22 540
679 TUBES, PIPES, HOLLOW PROFILE, PIPE FITTING OF IRON/STEEL	0	118	0	593
743 PUMPS, COMPRESSORS, FANS, BLOWERS, CENTRIFUGES, AND	0	19	0	187
747 TAPS, COCKS, AND VALVES FOR PIPES	0	32	0	95
LAINNYA	0	16	0	54
SUB TOTAL	0	63 651	0	60 045
<b>EAST TIMOR</b>				
071 COFFEE AND COFFEE SUBSTITUTES	8 024	316 629	11 720	367 129
001 LIVE ANIMALS OTHER THAN FISH	0	267 099	0	55 465
121 TOBACCO, UNMANUFACTURED AND REFUSED	0	6 432	0	33 379
282 WASTE AND SCRAP METAL OF IRON/STEEL	0	118 780	0	23 756
223 OIL SEEDS USE FOR EXTRACTION OF OTHER FIXED VEGETABLE LAINNYA	0 2 400	104 782 10 118	0 2 860	18 718 7 885
SUB TOTAL	10 424	823 840	14 580	506 332
<b>UNITED STATES</b>				
792 AIRCRAFT AND ASSOCIATED EQUIPMENTS AND PARTS	148 537	2 245 164	99 336 479	1 258 758 927
222 OIL SEEDS USE FOR EXTRACTION OF SOFT FIXED VEGETABLE C	47 408 897	1 063 462 306	19 999 446	492 321 365
081 FEEDING STUFF FOR ANIMALS	65 083 301	705 875 804	33 285 598	347 387 000
263 COTTON	9 746 487	187 929 476	13 041 582	243 544 393
723 CIVIL ENGINEERING AND CONTRACTOR PLANTS AND EQUIPMENTS LAINNYA	1 192 414 305 838 959	15 768 679 2 284 909 952	17 159 040 375 804 353	231 090 835 3 414 809 217
SUB TOTAL	429 418 595	4 260 191 381	558 626 498	5 987 911 737
<b>CANADA</b>				
041 WHEAT AND MESLIN, UNMILLED	5 450 000	885 306 270	1 808 746	301 833 881
562 FERTILIZERS, MANUFACTURED	120 000	243 737 601	49 200	149 846 369
251 PULP AND WASTE PAPER	22 558 592	249 713 059	14 207 040	132 723 989
333 PETROLEUM OIL, CRUDE	0	125 727 797	0	68 222 853
782 MOTOR VEHICLE FOR THE TRANSPORTATION OF GOODS LAINNYA	0 22 220 356	2 543 755 179 332 731	0 25 584 794	51 032 029 258 126 090
SUB TOTAL	50 348 948	1 686 361 213	41 649 780	961 785 211
<b>MEXICO</b>				
764 TELECOMMUNICATION EQUIPMENTS AND PARTS	2 566	103 418	937 711	33 443 000
081 FEEDING STUFF FOR ANIMALS	0	10 669 795	0	9 429 207
562 FERTILIZERS, MANUFACTURED	27 032 720	27 032 720	8 893 765	8 893 765
752 AUTOMATIC DATA PROCESSING MACHINES AND THEIR UNITS	2 030	59 983	417 540	8 685 604
722 TRACTORS	0	782 959	0	4 887 328
LAINNYA	1 201 963	16 025 354	5 094 780	61 350 525
SUB TOTAL	28 239 279	54 674 229	15 343 796	126 689 429
<b>GUATEMALA</b>				
061 SUGAR, MOLASSES, AND HONEY	0	85 550 000	0	29 596 711
724 TEXTILE/LEATHER MACHINERY AND PARTS	0	72 280	0	424 999
751 OFFICE MACHINES	0	5 923	0	27 582
231 NATURAL RUBBER LATEX; NATURAL RUBBER AND SIMILAR NATURAL 551 ESSENTIAL OILS, PERFUMES, AND FLAVOUR MATERIALS	0 0	16 800 75	0 0	20 280 15 360
LAINNYA	1 356	12 961	4 987	44 948
SUB TOTAL	1 356	85 658 039	4 987	30 129 880
<b>HONDURAS</b>				
778 ELECTRICAL MACHINERY AND APPARATUS	0	3 117	0	75 027
845 ARTICLES OF APPAREL	42	5 128	2 834	28 243

**I.6 IMPOR KOMODITI MENURUT NEGARA ASAL / IMPORT BY COUNTRY OF ORIGIN  
DAN LIMA GOLONGAN BARANG (SITC) UTAMA / AND FIVE MAJOR SITC COMMODITY GROUP  
\*\* NOVEMBER / NOVEMBER 2009 \*\***

Negara Asal/SITC/Uraian Golongan Barang <i>Country of Origin/SITC/group Description</i>	Berat Bersih / <i>Net Weight (Kg)</i>		Nilai CIF / <i>CIF Value (US\$)</i>	
	Bulan ini	Kumulatif	Bulan ini	Kumulatif
	<i>Current month</i>	<i>Cum. Jan to date</i>	<i>Current month</i>	<i>Cum. Jan to date</i>
248 WOOD, SIMPLY WORKED AND RAILWAY SLEEPER OF WOOD	0	15 180	0	23 602
899 OTHER MISCELLANEOUS MANUFACTURED ARTICLES	0	1 523	0	21 433
844 WOMEN'S COATS/JACKETS, KNITTED	0	170	0	6 212
LAINNYA	0	70	0	2 487
<b>SUB TOTAL</b>	<b>42</b>	<b>25 188</b>	<b>2 834</b>	<b>157 004</b>
<b>NICARAGUA</b>				
845 ARTICLES OF APPAREL	18	704	985	28 995
724 TEXTILE/LEATHER MACHINERY AND PARTS	0	160	0	11 000
892 PRINTED MATTER	0	47	0	303
745 OTHER NON-ELECTICAL MACHINERY, TOOLS, AND MECHANICAL	0	5	0	187
778 ELECTRICAL MACHINERY AND APPARATUS	0	4	0	162
LAINNYA	0	4	0	101
<b>SUB TOTAL</b>	<b>18</b>	<b>924</b>	<b>985</b>	<b>40 748</b>
<b>PANAMA</b>				
793 SHIPS, BOATS, AND FLOATING STRUCTURES	0	30 196 563	0	145 618 376
334 PETROLEUM PRODUCTS, REFINED	0	40 148 986	0	23 931 647
282 WASTE AND SCRAP METAL OF IRON/STEEL	116 840	3 211 232	32 715	929 688
899 OTHER MISCELLANEOUS MANUFACTURED ARTICLES	0	86 300	0	231 552
893 ARTICLE OF PLASTICS	0	7 204	0	192 237
LAINNYA	33	88 307	4 010	288 179
<b>SUB TOTAL</b>	<b>116 873</b>	<b>73 738 592</b>	<b>36 725</b>	<b>171 191 679</b>
<b>CUBA</b>				
542 MEDICAMENTS, INCLUDING VETERINARY MEDICAMENTS	925	3 582	206 200	1 173 460
LAINNYA	0	0	0	0
<b>SUB TOTAL</b>	<b>925</b>	<b>3 582</b>	<b>206 200</b>	<b>1 173 460</b>
<b>CURACAO</b>				
655 KNITTED OR CROCHETTED FABRICS	1 148	1 148	91 751	91 751
776 THERMIONIC, COLD CATHODE, AND PHOTO CATHODE VALVES/	0	25	0	12 842
652 COTTON FABRICS, WOVEN	0	437	0	3 405
778 ELECTRICAL MACHINERY AND APPARATUS	0	7	0	48
749 NON-ELECTRIC PARTS AND ACCESSORIES OF MACHINERIES	0	9	0	20
LAINNYA	0	3	0	10
<b>SUB TOTAL</b>	<b>1 148</b>	<b>1 629</b>	<b>91 751</b>	<b>108 076</b>
<b>SURINAME</b>				
629 ARTICLES OF RUBBERS	0	176	0	3 362
724 TEXTILE/LEATHER MACHINERY AND PARTS	0	9	0	2 935
728 OTHER MACHINES AND EQUIPMENT SPECIALIZED FOR PARTICL	0	1	0	307
665 GLASSWARE	0	8	0	140
842 WOMEN'S COATS/JACKET, NOT KNITTED	0	3	0	110
LAINNYA	0	0	0	0
<b>SUB TOTAL</b>	<b>0</b>	<b>197</b>	<b>0</b>	<b>6 854</b>
<b>CHILE</b>				
251 PULP AND WASTE PAPER	21 184 001	178 314 472	12 539 740	92 147 169
281 IRON ORE AND CONCENTRATES	0	298 203 000	0	43 281 624
081 FEEDING STUFF FOR ANIMALS	104 980	7 621 160	100 230	7 302 743
682 COPPER	0	801 066	0	5 008 979
057 FRUIT AND NUT; FRESH OR DRIED	4 179	1 929 140	5 372	3 541 712
LAINNYA	1 020 573	9 718 024	1 500 309	11 906 261
<b>SUB TOTAL</b>	<b>22 313 733</b>	<b>496 586 862</b>	<b>14 145 651</b>	<b>163 188 488</b>
<b>VENEZUELA</b>				

**I.6 IMPOR KOMODITI MENURUT NEGARA ASAL / IMPORT BY COUNTRY OF ORIGIN  
DAN LIMA GOLONGAN BARANG (SITC) UTAMA / AND FIVE MAJOR SITC COMMODITY GROUP  
\*\* NOVEMBER / NOVEMBER 2009 \*\***

Negara Asal/SITC/Uraian Golongan Barang <i>Country of Origin/SITC/group Description</i>	Berat Bersih / <i>Net Weight (Kg)</i>		Nilai CIF / <i>CIF Value (US\$)</i>	
	Bulan ini	Kumulatif	Bulan ini	Kumulatif
	<i>Current month</i>	<i>Cum. Jan to date</i>	<i>Current month</i>	<i>Cum. Jan to date</i>
514 NITROGEN-FUNCTION COMPOUNDS	0	108 000	0	469 800
685 LEAD	0	244 650	0	467 282
541 MEDICINAL AND PHARMACEUTICAL PRODUCTS	226	1 633	12 002	107 771
542 MEDICAMENTS, INCLUDING VETERINARY MEDICAMENTS	0	3 412	0	29 040
728 OTHER MACHINES AND EQUIPMENT SPECIALIZED FOR PARTICL LAINNYA	0	491	0	17 680
	0	19 158	0	38 147
SUB TOTAL	226	377 344	12 002	1 129 720
<b>ARGENTINA</b>				
081 FEEDING STUFF FOR ANIMALS	53 345 000	1 293 732 060	24 791 541	567 571 676
222 OIL SEEDS USE FOR EXTRACTION OFSOFT FIXED VEGETABLE C	1 719 100	40 984 300	844 078	20 924 612
679 TUBES, PIPES, HOLLOW PROFILE, PIPE FITTING OF IRON/STEEL	7 755	4 267 964	12 404	10 658 843
335 RESIDUAL PETROLEUM PRODUCTS, AND RELATED MATERIALS	0	19 577 390	0	10 521 814
263 COTTON	146 620	6 214 210	200 408	7 939 506
LAINNYA	1 057 773	18 957 829	1 459 150	30 094 395
SUB TOTAL	56 276 248	1 383 733 753	27 307 581	647 710 846
<b>BRAZIL</b>				
672 INGOTS AND OTHER IRON/STEEL IN PRIMARY FORMS	122 434 509	554 584 450	58 940 719	234 613 754
081 FEEDING STUFF FOR ANIMALS	110 000	379 213 081	293 909	182 973 030
263 COTTON	17 261 086	106 149 716	23 343 895	142 815 667
061 SUGAR, MOLASSES, AND HONEY	0	247 561 603	0	106 962 321
281 IRON ORE AND CONCENTRATES	143 848 000	587 424 100	16 744 575	86 319 299
LAINNYA	14 600 944	194 239 941	17 934 844	253 937 644
SUB TOTAL	298 254 539	2 069 172 891	117 257 942	1 007 621 715
<b>COLOMBIA</b>				
522 INORGANIC CHEMICAL ELEMENTS, OXIDES AND HALOGEN SALT	1 831 001	8 628 516	1 713 993	7 029 759
542 MEDICAMENTS, INCLUDING VETERINARY MEDICAMENTS	1 134	4 319	653 731	2 492 132
591 DISINFECTANTS, INSECTICIDES, AND FUNGICIDES PUT IN FORM	108 000	842 460	332 640	2 103 150
575 OTHER PLASTICS IN PRIMARY FORMS	0	468 487	0	1 206 236
334 PETROLEUM PRODUCTS, REFINED	0	191 520	0	762 069
LAINNYA	76 044	1 559 024	92 234	2 203 343
SUB TOTAL	2 016 179	11 694 326	2 792 598	15 796 689
<b>BOLIVIA</b>				
792 AIRCRAFT AND ASSOCIATED EQUIPMENTS AND PARTS	0	419	0	817 072
522 INORGANIC CHEMICAL ELEMENTS, OXIDES AND HALOGEN SALT	0	88 000	0	68 700
248 WOOD, SIMPLY WORKED AND RAILWAY SLEEPER OF WOOD	0	15 559	0	23 215
699 MANUFACTURES OF BASE METALS	0	1	0	3 608
694 NAILS, SCREWS, NUTS, BOLTS, RIVETS OF IRON/STEEL OR COP	0	2	0	2 602
LAINNYA	0	71	0	3 241
SUB TOTAL	0	104 052	0	918 438
<b>URUGUAY</b>				
248 WOOD, SIMPLY WORKED AND RAILWAY SLEEPER OF WOOD	0	4 359 087	0	2 652 398
036 CRUSTACEANS, MOLLUSCS, AND AQUATIC INVERTEBRATES	0	1 208 873	0	880 390
057 FRUIT AND NUT; FRESH OR DRIED	24 000	617 129	23 712	532 592
554 SOAP, CLEANSING AND POLISHING PREPARATIONS	2 685	89 019	19 282	261 826
749 NON-ELECTRIC PARTS AND ACCESSORIES OF MACHINERIES	4 195	19 684	30 126	125 050
LAINNYA	0	395 389	0	167 613
SUB TOTAL	30 880	6 689 181	73 120	4 619 869
<b>PARAGUAY</b>				
081 FEEDING STUFF FOR ANIMALS	0	24 999 775	0	9 723 394
263 COTTON	305 003	2 171 304	414 742	2 654 140
611 LEATHERS	0	1 030 580	0	805 017
793 SHIPS, BOATS, AND FLOATING STRUCTURES	0	101 266	0	559 211
282 WASTE AND SCRAP METAL OF IRON/STEEL	193 055	872 720	57 917	260 847
LAINNYA	1 480	76 622	23 985	170 956
SUB TOTAL	499 538	29 252 267	496 644	14 173 565

**I.6 IMPOR KOMODITI MENURUT NEGARA ASAL / IMPORT BY COUNTRY OF ORIGIN  
DAN LIMA GOLONGAN BARANG (SITC) UTAMA / AND FIVE MAJOR SITC COMMODITY GROUP  
\*\* NOVEMBER / NOVEMBER 2009 \*\***

Negara Asal/SITC/Uraian Golongan Barang <i>Country of Origin/SITC/group Description</i>	Berat Bersih / <i>Net Weight (Kg)</i>		Nilai CIF / <i>CIF Value (US\$)</i>	
	Bulan ini <i>Current month</i>	Kumulatif <i>Cum. Jan to date</i>	Bulan ini <i>Current month</i>	Kumulatif <i>Cum. Jan to date</i>
<b>ECUADOR</b>				
081 FEEDING STUFF FOR ANIMALS	210 190	733 617	244 451	775 438
072 COCOA	0	222 602	0	601 023
411 ANIMAL OILS AND FATS	98 680	686 744	80 918	494 471
711 STEAM AND OTHER VAPOUR GENERATING BOILERS AND PART:	0	12 230	0	258 163
036 CRUSTACEANS, MOLLUSCS, AND AQUATIC INVERTEBRATES	0	35 164	0	171 066
LAINNYA	56 739	246 150	127 994	534 940
SUB TOTAL	365 609	1 936 507	453 363	2 835 101
<b>PERU</b>				
081 FEEDING STUFF FOR ANIMALS	1 044 305	22 318 000	1 236 892	22 328 850
061 SUGAR, MOLASSES, AND HONEY	0	20 000 000	0	6 697 319
411 ANIMAL OILS AND FATS	0	3 737 298	0	2 584 129
057 FRUIT AND NUT; FRESH OR DRIED	0	1 119 957	0	2 163 280
522 INORGANIC CHEMICAL ELEMENTS, OXIDES AND HALOGEN SALT	0	549 000	0	428 556
LAINNYA	99 993	458 848	186 296	1 102 629
SUB TOTAL	1 144 298	48 183 103	1 423 188	35 304 763
<b>GUYANA</b>				
746 BALL OR ROLLER BEARINGS	0	142	0	5 691
LAINNYA	0	0	0	0
SUB TOTAL	0	142	0	5 691
<b>TRINIDAD AND TOBAGO</b>				
671 PIG IRON, SPIEGELEISEN, SPONGE IRON, AND FERRO-ALLOYS	0	63 625 220	0	20 674 974
282 WASTE AND SCRAP METAL OF IRON/STEEL	0	350 103	0	99 780
899 OTHER MISCELLANEOUS MANUFACTURED ARTICLES	780	2 340	26 400	79 200
251 PULP AND WASTE PAPER	0	307 410	0	43 038
776 THERMIONIC, COLD CATHODE, AND PHOTO CATHODE VALVES/	0	87	0	8 232
LAINNYA	0	14	0	5 523
SUB TOTAL	780	64 285 174	26 400	20 910 747
<b>BAHAMAS</b>				
282 WASTE AND SCRAP METAL OF IRON/STEEL	0	1 277 330	0	346 081
248 WOOD, SIMPLY WORKED AND RAILWAY SLEEPER OF WOOD	0	22 225	0	25 113
098 EDIBLE PRODUCTS AND PREPARATIONS	0	50	0	1 412
LAINNYA	0	0	0	0
SUB TOTAL	0	1 299 605	0	372 606
<b>JAMAICA</b>				
282 WASTE AND SCRAP METAL OF IRON/STEEL	178 348	1 312 691	54 931	360 976
699 MANUFACTURES OF BASE METALS	0	23 952	0	82 583
071 COFFEE AND COFFEE SUBSTITUTES	0	210	0	11 760
551 ESSENTIAL OILS, PERFUMES, AND FLAVOUR MATERIALS	0	40	0	10 080
737 METALWORKING MACHINERY AND PARTS	0	913	0	9 806
LAINNYA	1	124	10	7 945
SUB TOTAL	178 349	1 337 930	54 941	483 150
<b>PUERTO RICO</b>				
515 ORGANO-INORGANIC AND HETEROCYCLIC COMPOUNDS	47	221	781 677	4 033 291
898 MUSICAL INSTRUMENT AND PARTS/ACCESSORIES	0	592	0	1 106 395
714 ENGINES AND MOTORS, NON-ELECTRIC AND PARTS	0	434	0	959 341
542 MEDICAMENTS, INCLUDING VETERINARY MEDICAMENTS	0	2 869	0	829 255
541 MEDICINAL AND PHARMACEUTICAL PRODUCTS	1 533	3 689	63 707	786 598
LAINNYA	5 829	1 538 529	156 478	2 200 664
SUB TOTAL	7 409	1 546 334	1 001 862	9 915 544

**I.6 IMPOR KOMODITI MENURUT NEGARA ASAL / IMPORT BY COUNTRY OF ORIGIN  
DAN LIMA GOLONGAN BARANG (SITC) UTAMA / AND FIVE MAJOR SITC COMMODITY GROUP  
\*\* NOVEMBER / NOVEMBER 2009 \*\***

Negara Asal/SITC/Uraian Golongan Barang <i>Country of Origin/SITC/group Description</i>	Berat Bersih / <i>Net Weight (Kg)</i>		Nilai CIF / <i>CIF Value (US\$)</i>	
	Bulan ini <i>Current month</i>	Kumulatif <i>Cum. Jan to date</i>	Bulan ini <i>Current month</i>	Kumulatif <i>Cum. Jan to date</i>
<b>BELIZE</b>				
793 SHIPS, BOATS, AND FLOATING STRUCTURES	0	9 457 000	0	5 989 304
533 PIGMENTS, PAINTS, VARNISHES, AND RELATED MATERIALS	50 000	50 000	22 000	22 000
523 METALLICSALTS AND PEROXYSALTS	0	24 000	0	11 040
759 PARTS AND ACCESSORIES FOR MACHINE OF HEADING 751 OR	0	11	0	5 409
278 OTHER CRUDE MINERALS	0	22 500	0	4 522
LAINNYA	5	36	54	522
<b>SUB TOTAL</b>	<b>50 005</b>	<b>9 553 547</b>	<b>22 054</b>	<b>6 032 797</b>
<b>DOMINICAN REPUBLIC</b>				
282 WASTE AND SCRAP METAL OF IRON/STEEL	0	2 448 215	0	702 456
793 SHIPS, BOATS, AND FLOATING STRUCTURES	0	348 000	0	596 979
121 TOBACCO, UNMANUFACTURED AND REFUSED	9 634	47 125	131 000	218 469
211 HIDES AND SKINS, RAW	336 000	476 000	92 498	157 532
541 MEDICINAL AND PHARMACEUTICAL PRODUCTS	0	755	0	62 265
LAINNYA	1	48 932	603	121 687
<b>SUB TOTAL</b>	<b>345 635</b>	<b>3 369 027</b>	<b>224 101</b>	<b>1 859 388</b>
<b>EL SALVADOR</b>				
061 SUGAR, MOLASSES, AND HONEY	0	19 659 997	0	6 990 086
772 ELECTRICAL APPARATUS FOR MAKING AND BREAKING ELECTR	0	4 384	0	211 806
778 ELECTRICAL MACHINERY AND APPARATUS	0	2 628	0	111 965
542 MEDICAMENTS, INCLUDING VETERINARY MEDICAMENTS	0	1 660	0	36 804
048 CEREAL PREPARATIONS AND PREPARATIONS OF FLOURS/STAF	0	244	0	12 206
LAINNYA	0	902	0	25 099
<b>SUB TOTAL</b>	<b>0</b>	<b>19 669 815</b>	<b>0</b>	<b>7 387 966</b>
<b>COSTA RICA</b>				
223 OIL SEEDS USE FOR EXTRACTION OF OTHER FIXED VEGETABLI	2 893	14 309	545 464	2 893 467
759 PARTS AND ACCESSORIES FOR MACHINE OF HEADING 751 OR	3 184	7 094	547 477	1 529 780
611 LEATHERS	0	32 483	0	493 862
282 WASTE AND SCRAP METAL OF IRON/STEEL	89 550	1 762 050	26 865	461 036
764 TELECOMMUNICATION EQUIPMENTS AND PARTS	325	3 355	26 958	321 548
LAINNYA	224	8 130	4 121	92 178
<b>SUB TOTAL</b>	<b>96 176</b>	<b>1 827 421</b>	<b>1 150 885</b>	<b>5 791 871</b>
<b>HAITI</b>				
282 WASTE AND SCRAP METAL OF IRON/STEEL	1 000 250	1 000 250	285 071	285 071
551 ESSENTIAL OILS, PERFUMES, AND FLAVOUR MATERIALS	0	694	0	26 677
845 ARTICLES OF APPAREL	82	102	4 664	5 429
LAINNYA	0	0	0	0
<b>SUB TOTAL</b>	<b>1 000 332</b>	<b>1 001 046</b>	<b>289 735</b>	<b>317 177</b>
<b>BARBADOS</b>				
282 WASTE AND SCRAP METAL OF IRON/STEEL	0	190 670	0	49 813
LAINNYA	0	0	0	0
<b>SUB TOTAL</b>	<b>0</b>	<b>190 670</b>	<b>0</b>	<b>49 813</b>
<b>ANTIGUA AND BARBUDA</b>				
611 LEATHERS	0	8 059	0	410 243
893 ARTICLE OF PLASTICS	0	1 341	0	17 796
098 EDIBLE PRODUCTS AND PREPARATIONS	0	2 919	0	10 001
813 LIGHTING FIXTURES AND FITTINGS	0	1 551	0	8 211
724 TEXTILE/LEATHER MACHINERY AND PARTS	0	9	0	7 102
LAINNYA	43	1 163	196	3 647
<b>SUB TOTAL</b>	<b>43</b>	<b>15 042</b>	<b>196</b>	<b>457 000</b>
<b>ANGUILLA</b>				

**I.6 IMPOR KOMODITI MENURUT NEGARA ASAL / IMPORT BY COUNTRY OF ORIGIN  
DAN LIMA GOLONGAN BARANG (SITC) UTAMA / AND FIVE MAJOR SITC COMMODITY GROUP  
\*\* NOVEMBER / NOVEMBER 2009 \*\***

Negara Asal/SITC/Uraian Golongan Barang <i>Country of Origin/SITC/group Description</i>	Berat Bersih / <i>Net Weight (Kg)</i>		Nilai CIF / <i>CIF Value (US\$)</i>	
	Bulan ini <i>Current month</i>	Kumulatif <i>Cum. Jan to date</i>	Bulan ini <i>Current month</i>	Kumulatif <i>Cum. Jan to date</i>
744 MECHANICAL HANDLING EQUIPMENTS AND PARTS	0	152	0	4 469
695 TOOLS FOR USED IN THE HAND OR IN MACHINES	0	26	0	92
054 VEGETABLES, FRESH, CHILLED, FROZEN OR SIMPLY PRESERVE LAINNYA	0	12	0	76
	0	0	0	0
SUB TOTAL	0	190	0	4 637
<b>ARUBA</b>				
251 PULP AND WASTE PAPER	0	769 398	0	109 971
LAINNYA	0	0	0	0
SUB TOTAL	0	769 398	0	109 971
<b>BERMUDA</b>				
121 TOBACCO, UNMANUFACTURED AND REFUSED	0	70 000	0	528 132
759 PARTS AND ACCESSORIES FOR MACHINE OF HEADING 751 OR LAINNYA	0	1	0	79
	0	0	0	0
SUB TOTAL	0	70 001	0	528 211
<b>CAPE VERDE</b>				
037 FISH, CRUSTACEANS, MOLLUSCS, AND OTHER AQUATIC INVER	0	14 932	0	45 355
748 TRANSMISSION SHAFTS AND CRANKS	0	637	0	979
776 THERMIONIC, COLD CATHODE, AND PHOTO CATHODE VALVES/	0	1	0	171
785 MOTORCYCLES, SCOOTERS, AND OTHER CYCLES MOTORIZED/	0	30	0	77
775 HOUSEHOLD TYPE, ELECTRICAL/NON-ELECTRICAL EQUIPMENT LAINNYA	0	15	0	20
	0	4	0	11
SUB TOTAL	0	15 619	0	46 613
<b>CAYMAN ISLANDS</b>				
776 THERMIONIC, COLD CATHODE, AND PHOTO CATHODE VALVES/	0	9	0	88 850
059 FRUIT AND VEGETABLE JUICES	0	10 976	0	8 500
651 TEXTILE YARNS	0	462	0	3 672
LAINNYA	0	0	0	0
SUB TOTAL	0	11 447	0	101 022
<b>DOMINICA</b>				
575 OTHER PLASTICS IN PRIMARY FORMS	0	49 500	0	62 789
737 METALWORKING MACHINERY AND PARTS	0	116	0	9 246
773 EQUIPMENT FOR DISTRIBUTING ELECTRICITY	0	150	0	1 527
845 ARTICLES OF APPAREL	0	34	0	1 458
772 ELECTRICAL APPARATUS FOR MAKING AND BREAKING ELECTR LAINNYA	0	94	0	1 303
	0	5	0	310
SUB TOTAL	0	49 899	0	76 633
<b>FRENCH GUIANA</b>				
772 ELECTRICAL APPARATUS FOR MAKING AND BREAKING ELECTR	0	15	0	4 184
533 PIGMENTS, PAINTS, VARNISHES, AND RELATED MATERIALS	132	132	1 313	1 313
334 PETROLEUM PRODUCTS, REFINED	0	13 000	0	46
LAINNYA	0	0	0	0
SUB TOTAL	132	13 147	1 313	5 543
<b>FRENCH POLYNESIA</b>				
893 ARTICLE OF PLASTICS	0	15	0	47
LAINNYA	0	0	0	0
SUB TOTAL	0	15	0	47
<b>GREENLAND</b>				
772 ELECTRICAL APPARATUS FOR MAKING AND BREAKING ELECTR	0	875	0	4 409
LAINNYA	0	0	0	0

**I.6 IMPOR KOMODITI MENURUT NEGARA ASAL / IMPORT BY COUNTRY OF ORIGIN  
DAN LIMA GOLONGAN BARANG (SITC) UTAMA / AND FIVE MAJOR SITC COMMODITY GROUP  
\*\* NOVEMBER / NOVEMBER 2009 \*\***

Negara Asal/SITC/Uraian Golongan Barang <i>Country of Origin/SITC/group Description</i>	Berat Bersih / <i>Net Weight (Kg)</i>		Nilai CIF / <i>CIF Value (US\$)</i>	
	Bulan ini <i>Current month</i>	Kumulatif <i>Cum. Jan to date</i>	Bulan ini <i>Current month</i>	Kumulatif <i>Cum. Jan to date</i>
SUB TOTAL	0	875	0	4 409
<b>MARTINIQUE</b>				
655 KNITTED OR CROCHETTED FABRICS	0	17 228	0	82 045
651 TEXTILE YARNS	0	2 413	0	11 043
LAINNYA	0	0	0	0
SUB TOTAL	0	19 641	0	93 088
<b>NETHERLANDS ANTILLES</b>				
514 NITROGEN-FUNCTION COMPOUNDS	0	99 960	0	319 872
597 ADDITIVE FOR MINERAL OILS	0	272 960	0	230 280
748 TRANSMISSION SHAFTS AND CRANKS	0	9 010	0	188 145
872 MEDICAL INSTRUMENTS AND APPLIANCES	0	11 343	0	80 000
641 PAPERS AND PAPERBOARDS	505	4 568	3 723	46 654
LAINNYA	32 177	84 196	55 776	178 305
SUB TOTAL	32 682	482 037	59 499	1 043 256
<b>NORFOLK ISLANDS</b>				
598 MISCELLANEOUS CHEMICAL PRODUCTS	12 000	31 200	74 178	192 663
634 VENEERS,PLYWOOD,IMPROVED/RECONSTITUTED WOOD WOR	0	28 475	0	46 266
LAINNYA	0	0	0	0
SUB TOTAL	12 000	59 675	74 178	238 929
<b>SAINT LUCIA</b>				
778 ELECTRICAL MACHINERY AND APPARATUS	713	4 894	15 148	40 402
772 ELECTRICAL APPARATUS FOR MAKING AND BREAKING ELECTR	0	716	0	14 504
629 ARTICLES OF RUBBERS	0	528	0	12 650
773 EQUIPMENT FOR DISTRIBUTING ELECTRICITY	0	78	0	722
656 TULLE,LACE,ENBROIDERY,RIBBONS,TRIMMINGS AND OTHER SM	1	1	29	29
LAINNYA	0	0	0	0
SUB TOTAL	714	6 217	15 177	68 307
<b>SAN MARINO</b>				
893 ARTICLE OF PLASTICS	0	793	0	5 808
728 OTHER MACHINES AND EQUIPMENT SPECIALIZED FOR PARTICL	0	2	0	320
LAINNYA	0	0	0	0
SUB TOTAL	0	795	0	6 128
<b>TURKS AND CAICOS ISLANDS</b>				
843 MEN'S COATS/JACKETS, KNITTED	0	13	0	3 813
844 WOMEN'S COATS/JACKETS, KNITTED	0	7	0	1 485
845 ARTICLES OF APPAREL	0	6	0	1 383
841 MEN'S COATS/JACKETS, NOT KNITTED	0	1	0	314
LAINNYA	0	0	0	0
SUB TOTAL	0	27	0	6 995
<b>GUADELOUPE</b>				
898 MUSICAL INSTRUMENT AND PARTS/ACCESSORIES	0	20	0	1 944
741 HEATING AND COOLING EQUIPMENTS AND PARTS	0	237	0	542
LAINNYA	0	0	0	0
SUB TOTAL	0	257	0	2 486
<b>UNITED KINGDOM</b>				
792 AIRCRAFT AND ASSOCIATED EQUIPMENTS AND PARTS	408	311 984	337 603	116 205 367
793 SHIPS, BOATS, AND FLOATING STRUCTURES	0	12 956 368	0	116 097 103
251 PULP AND WASTE PAPER	36 858 971	399 984 263	6 239 172	51 878 440
282 WASTE AND SCRAP METAL OF IRON/STEEL	19 640 624	84 050 423	6 810 220	28 371 966

**I.6 IMPOR KOMODITI MENURUT NEGARA ASAL / IMPORT BY COUNTRY OF ORIGIN  
DAN LIMA GOLONGAN BARANG (SITC) UTAMA / AND FIVE MAJOR SITC COMMODITY GROUP  
\*\* NOVEMBER / NOVEMBER 2009 \*\***

Negara Asal/SITC/Uraian Golongan Barang <i>Country of Origin/SITC/group Description</i>	Berat Bersih / <i>Net Weight (Kg)</i>		Nilai CIF / <i>CIF Value (US\$)</i>	
	Bulan ini <i>Current month</i>	Kumulatif <i>Cum. Jan to date</i>	Bulan ini <i>Current month</i>	Kumulatif <i>Cum. Jan to date</i>
782 MOTOR VEHICLE FOR THE TRANSPORTATION OF GOODS LAINNYA	0 10 253 821	2 247 356 85 423 410	0 40 220 764	22 763 770 441 718 352
SUB TOTAL	66 753 824	584 973 804	53 607 759	777 034 998
<b>NETHERLANDS</b>				
098 EDIBLE PRODUCTS AND PREPARATIONS	1 113 829	6 417 156	7 203 576	47 018 162
022 MILK, CREAM, AND MILK PRODUCTS OTHER THAN BUTTER OR C	2 713 590	21 500 754	5 386 030	40 137 917
714 ENGINES AND MOTORS, NON-ELECTRIC AND PARTS	509	56 619	250 039	16 657 818
251 PULP AND WASTE PAPER	15 463 120	119 486 356	2 696 439	16 067 409
515 ORGANO-INORGANIC AND HETEROCYCLIC COMPOUNDS LAINNYA	1 108 817 52 257 433	7 842 437 173 595 510	2 442 255 42 873 213	14 723 697 357 326 667
SUB TOTAL	72 657 298	328 898 832	60 851 552	491 931 670
<b>FRANCE</b>				
792 AIRCRAFT AND ASSOCIATED EQUIPMENTS AND PARTS	170 001	1 066 483	105 000 015	746 640 378
772 ELECTRICAL APPARATUS FOR MAKING AND BREAKING ELECTRIC	137 389	1 701 571	4 926 375	46 837 620
723 CIVIL ENGINEERING AND CONTRACTOR PLANTS AND EQUIPMENTS	730 815	3 519 161	8 561 943	43 587 353
891 ARMS AND AMMUNITIONS	46 666	271 507	4 329 772	25 014 096
793 SHIPS, BOATS, AND FLOATING STRUCTURES LAINNYA	0 23 143 617	153 159 232 894 414	0 56 496 252	24 976 892 562 013 914
SUB TOTAL	24 228 488	239 606 295	179 314 357	1 449 070 253
<b>GERMANY, FED. REP. OF</b>				
728 OTHER MACHINES AND EQUIPMENT SPECIALIZED FOR PARTICULAR	196 407	4 008 198	5 559 221	134 059 303
745 OTHER NON-ELECTRICAL MACHINERY, TOOLS, AND MECHANICAL	246 946	1 645 671	20 668 563	112 521 333
764 TELECOMMUNICATION EQUIPMENTS AND PARTS	18 223	756 305	6 269 700	107 547 558
714 ENGINES AND MOTORS, NON-ELECTRIC AND PARTS	12 891	293 808	7 080 961	97 839 902
562 FERTILIZERS, MANUFACTURED LAINNYA	8 886 045 40 038 195	139 894 221 499 271 643	3 056 976 163 937 608	72 875 377 1 615 364 686
SUB TOTAL	49 398 707	645 869 846	206 573 029	2 140 208 159
<b>AUSTRIA</b>				
776 THERMIONIC, COLD CATHODE, AND PHOTO CATHODE VALVES/ 716 ROTATING ELECTRIC PLANTS AND PARTS	22 234 2 195	206 718 971 119	10 256 971 70 843	76 847 957 22 344 624
641 PAPERS AND PAPERBOARDS	2 511 211	12 639 468	2 750 019	20 034 993
778 ELECTRICAL MACHINERY AND APPARATUS	90	237 538	25 554	11 612 717
642 PAPER AND PAPERBOARD CUT TO SIZE/SHAPE AND ARTICLE OF LAINNYA	274 850 1 518 556	1 610 168 14 931 401	1 365 434 7 054 949	8 447 299 90 930 978
SUB TOTAL	4 329 136	30 596 412	21 523 770	230 218 568
<b>BELGIUM</b>				
515 ORGANO-INORGANIC AND HETEROCYCLIC COMPOUNDS	712 766	17 111 658	3 450 285	61 331 571
046 MEAL AND FLOUR OF WHEAT AND FLOUR OF MESLIN	7 194 000	71 202 000	2 488 557	24 973 394
562 FERTILIZERS, MANUFACTURED	510 500	116 401 337	224 868	19 858 385
251 PULP AND WASTE PAPER	12 640 264	125 930 638	2 473 291	17 630 008
541 MEDICINAL AND PHARMACEUTICAL PRODUCTS LAINNYA	36 610 7 536 008	1 631 343 82 094 548	524 187 20 890 715	13 312 464 258 816 892
SUB TOTAL	28 630 148	414 371 524	30 051 903	395 922 714
<b>SWITZERLAND</b>				
714 ENGINES AND MOTORS, NON-ELECTRIC AND PARTS	6 131	169 527	960 957	54 968 714
515 ORGANO-INORGANIC AND HETEROCYCLIC COMPOUNDS	30 396	4 050 109	1 112 083	35 686 884
764 TELECOMMUNICATION EQUIPMENTS AND PARTS	271	197 826	276 405	25 052 061
533 PIGMENTS, PAINTS, VARNISHES, AND RELATED MATERIALS	52 702	692 754	2 118 272	23 275 576
542 MEDICAMENTS, INCLUDING VETERINARY MEDICAMENTS LAINNYA	20 689 5 475 498	252 289 48 695 641	1 742 197 22 951 897	20 761 071 235 756 035
SUB TOTAL	5 585 687	54 058 146	29 161 811	395 500 341



**I.6 IMPOR KOMODITI MENURUT NEGARA ASAL / IMPORT BY COUNTRY OF ORIGIN  
DAN LIMA GOLONGAN BARANG (SITC) UTAMA / AND FIVE MAJOR SITC COMMODITY GROUP  
\*\* NOVEMBER / NOVEMBER 2009 \*\***

Negara Asal/SITC/Uraian Golongan Barang <i>Country of Origin/SITC/group Description</i>	Berat Bersih / <i>Net Weight (Kg)</i>		Nilai CIF / <i>CIF Value (US\$)</i>	
	Bulan ini <i>Current month</i>	Kumulatif <i>Cum. Jan to date</i>	Bulan ini <i>Current month</i>	Kumulatif <i>Cum. Jan to date</i>
<b>LUXEMBOURG</b>				
793 SHIPS, BOATS, AND FLOATING STRUCTURES	0	941 528	0	2 088 924
676 IRON/STEEL BARS, RODS, ANGELS, SHAPED AND SECTIONS	0	880 310	0	1 411 707
741 HEATING AND COOLING EQUIPMENTS AND PARTS	3 289	7 698	97 298	717 086
749 NON-ELECTRIC PARTS AND ACCESSORIES OF MACHINERIES	4 374	101 107	20 375	572 319
245 FUEL WOOD AND WOOD CHARCOAL	575 000	1 615 000	138 080	400 086
LAINNYA	3 537	157 337	49 035	950 049
<b>SUB TOTAL</b>	<b>586 200</b>	<b>3 702 980</b>	<b>304 788</b>	<b>6 140 171</b>
<b>GIBRALTAR</b>				
747 TAPS, COCKS, AND VALVES FOR PIPES	27	27	551	551
LAINNYA	0	0	0	0
<b>SUB TOTAL</b>	<b>27</b>	<b>27</b>	<b>551</b>	<b>551</b>
<b>MONACO</b>				
553 PERFUMERY, COSMETICS, AND TOILET PREPARATIONS	644	5 474	25 982	164 805
542 MEDICAMENTS, INCLUDING VETERINARY MEDICAMENTS	0	12 085	0	159 777
541 MEDICINAL AND PHARMACEUTICAL PRODUCTS	136	921	3 916	16 349
575 OTHER PLASTICS IN PRIMARY FORMS	0	556	0	8 850
551 ESSENTIAL OILS, PERFUMES, AND FLAVOUR MATERIALS	42	416	1 378	8 020
LAINNYA	0	124	0	4 511
<b>SUB TOTAL</b>	<b>822</b>	<b>19 576</b>	<b>31 276</b>	<b>362 312</b>
<b>DENMARK</b>				
741 HEATING AND COOLING EQUIPMENTS AND PARTS	39 702	460 415	1 284 778	19 840 352
022 MILK, CREAM, AND MILK PRODUCTS OTHER THAN BUTTER OR C	347 975	4 287 875	965 517	11 304 228
098 EDIBLE PRODUCTS AND PREPARATIONS	72 314	1 364 674	236 688	10 441 005
542 MEDICAMENTS, INCLUDING VETERINARY MEDICAMENTS	2 035	117 501	1 085 217	9 725 444
598 MISCELLANEOUS CHEMICAL PRODUCTS	58 786	946 943	594 982	5 842 124
LAINNYA	341 514	10 880 649	7 344 816	48 770 232
<b>SUB TOTAL</b>	<b>862 326</b>	<b>18 058 057</b>	<b>11 511 998</b>	<b>105 923 385</b>
<b>NORWAY</b>				
562 FERTILIZERS, MANUFACTURED	12 987 805	53 005 232	5 906 460	23 921 689
744 MECHANICAL HANDLING EQUIPMENTS AND PARTS	1 892	530 654	179 778	9 251 851
598 MISCELLANEOUS CHEMICAL PRODUCTS	1 194 739	7 920 198	1 419 244	9 129 567
511 HYDROCARBON AND THEIR HALOGENATED, NITRATED DERIVA	0	14 027 871	0	7 420 362
251 PULP AND WASTE PAPER	3 686 543	25 117 312	931 417	4 402 649
LAINNYA	1 032 585	29 274 375	4 957 093	39 642 885
<b>SUB TOTAL</b>	<b>18 903 564</b>	<b>129 875 642</b>	<b>13 393 992</b>	<b>93 769 003</b>
<b>SWEDEN</b>				
764 TELECOMMUNICATION EQUIPMENTS AND PARTS	151 392	1 619 240	27 274 440	323 537 516
251 PULP AND WASTE PAPER	9 418 054	107 959 457	5 995 292	56 891 564
782 MOTOR VEHICLE FOR THE TRANSPORTATION OF GOODS	771 822	6 025 989	8 233 591	56 329 237
725 PAPERMILL/PULPMILL MACHINERY AND PAPER CUTTING MACHI	13 043	2 366 069	653 010	29 456 406
771 ELECTRIC POWER MACHINERY AND PARTS	16 153	401 188	349 896	28 532 470
LAINNYA	8 981 218	55 507 935	21 176 814	167 224 015
<b>SUB TOTAL</b>	<b>19 351 682</b>	<b>173 879 878</b>	<b>63 683 043</b>	<b>661 971 208</b>
<b>FINLAND</b>				
764 TELECOMMUNICATION EQUIPMENTS AND PARTS	40 424	362 992	6 374 960	52 310 946
716 ROTATING ELECTRIC PLANTS AND PARTS	14 399	1 371 789	64 310	42 464 894
641 PAPERS AND PAPERBOARDS	2 442 655	22 297 901	2 342 613	21 336 542
725 PAPERMILL/PULPMILL MACHINERY AND PAPER CUTTING MACHI	18 941	214 352	631 179	9 359 324
771 ELECTRIC POWER MACHINERY AND PARTS	3 017	150 181	182 698	9 206 995
LAINNYA	1 171 305	33 572 880	6 474 885	75 721 760

**I.6 IMPOR KOMODITI MENURUT NEGARA ASAL / IMPORT BY COUNTRY OF ORIGIN  
DAN LIMA GOLONGAN BARANG (SITC) UTAMA / AND FIVE MAJOR SITC COMMODITY GROUP  
\*\* NOVEMBER / NOVEMBER 2009 \*\***

Negara Asal/SITC/Uraian Golongan Barang <i>Country of Origin/SITC/group Description</i>	Berat Bersih / <i>Net Weight (Kg)</i>		Nilai CIF / <i>CIF Value (US\$)</i>	
	Bulan ini <i>Current month</i>	Kumulatif <i>Cum. Jan to date</i>	Bulan ini <i>Current month</i>	Kumulatif <i>Cum. Jan to date</i>
SUB TOTAL	3 690 741	57 970 095	16 070 645	210 400 461
<b>IRELAND</b>				
792 AIRCRAFT AND ASSOCIATED EQUIPMENTS AND PARTS	0	230 902	0	104 172 210
098 EDIBLE PRODUCTS AND PREPARATIONS	83 120	786 365	1 778 140	15 523 162
551 ESSENTIAL OILS, PERFUMES, AND FLAVOUR MATERIALS	99 000	933 510	764 814	8 965 075
542 MEDICAMENTS, INCLUDING VETERINARY MEDICAMENTS	2 212	47 668	1 680 281	7 252 141
022 MILK, CREAM, AND MILK PRODUCTS OTHER THAN BUTTER OR C LAINNYA	211 575 647 123	2 774 804 5 093 902	489 664 1 639 305	5 880 921 19 029 772
SUB TOTAL	1 043 030	9 867 151	6 352 204	160 823 281
<b>ITALY</b>				
728 OTHER MACHINES AND EQUIPMENT SPECIALIZED FOR PARTICL	203 312	2 010 446	1 864 236	54 181 954
745 OTHER NON-ELECTICAL MACHINERY, TOOLS, AND MECHANICAL	119 072	796 503	2 292 410	52 056 367
747 TAPS, COCKS, AND VALVES FOR PIPES	44 214	1 564 798	1 600 553	40 951 731
764 TELECOMMUNICATION EQUIPMENTS AND PARTS	26 356	336 388	3 123 726	33 969 654
251 PULP AND WASTE PAPER LAINNYA	29 530 566 9 246 498	207 505 738 90 218 589	4 645 658 42 259 358	24 745 530 442 390 804
SUB TOTAL	39 170 018	302 432 462	55 785 941	648 296 040
<b>SPAIN</b>				
792 AIRCRAFT AND ASSOCIATED EQUIPMENTS AND PARTS	0	66 728	0	43 104 860
533 PIGMENTS, PAINTS, VARNISHES, AND RELATED MATERIALS	359 032	6 943 287	723 758	11 735 348
764 TELECOMMUNICATION EQUIPMENTS AND PARTS	39 773	129 925	3 579 583	9 935 568
684 ALUMINIUM	170 666	5 370 732	316 375	8 442 260
625 RUBBER TYRE, TYRE CASES, TYRE TREADS, INNER TUBES, AND LAINNYA	75 434 5 389 019	1 090 094 46 902 049	485 176 20 459 323	7 900 563 148 556 716
SUB TOTAL	6 033 924	60 502 815	25 564 215	229 675 315
<b>PORTUGAL</b>				
845 ARTICLES OF APPAREL	4 306	46 961	234 793	2 300 898
251 PULP AND WASTE PAPER	2 505 260	14 605 320	376 743	1 890 118
266 SYNTHETIC FIBRES SUITABLE FOR SPINNING	400	771 200	2 328	1 248 124
844 WOMEN'S COATS/JACKETS, KNITTED	1 210	14 272	68 229	731 300
842 WOMEN'S COATS/JACKET, NOT KNITTED LAINNYA	965 60 679	7 547 3 090 231	57 799 344 950	461 864 5 241 858
SUB TOTAL	2 572 820	18 535 531	1 084 842	11 874 162
<b>ICELAND</b>				
411 ANIMAL OILS AND FATS	0	31 445	0	118 610
542 MEDICAMENTS, INCLUDING VETERINARY MEDICAMENTS	0	277	0	80 048
893 ARTICLE OF PLASTICS	0	2 886	0	24 799
751 OFFICE MACHINES	0	52	0	8 132
772 ELECTRICAL APPARATUS FOR MAKING AND BREAKING ELECTRIC LAINNYA	0 6	63 879	0 422	5 473 4 759
SUB TOTAL	6	35 602	422	241 821
<b>MONTserrat</b>				
728 OTHER MACHINES AND EQUIPMENT SPECIALIZED FOR PARTICL LAINNYA	0 0	9 940 0	0 0	1 257 843 0
SUB TOTAL	0	9 940	0	1 257 843
<b>GREECE</b>				
263 COTTON	194 224	13 198 864	274 040	16 372 456
121 TOBACCO, UNMANUFACTURED AND REFUSED	60 793	562 430	349 552	4 370 068
251 PULP AND WASTE PAPER	3 215 360	26 323 592	485 774	3 317 439
792 AIRCRAFT AND ASSOCIATED EQUIPMENTS AND PARTS	0	214 001	0	2 000 500
334 PETROLEUM PRODUCTS, REFINED LAINNYA	0 517 162	1 093 979 2 570 875	0 190 564	875 183 2 093 842
SUB TOTAL	3 987 539	43 963 741	1 299 930	29 029 488

**I.6 IMPOR KOMODITI MENURUT NEGARA ASAL / IMPORT BY COUNTRY OF ORIGIN  
DAN LIMA GOLONGAN BARANG (SITC) UTAMA / AND FIVE MAJOR SITC COMMODITY GROUP  
\*\* NOVEMBER / NOVEMBER 2009 \*\***

Negara Asal/SITC/Uraian Golongan Barang <i>Country of Origin/SITC/group Description</i>	Berat Bersih / <i>Net Weight (Kg)</i>		Nilai CIF / <i>CIF Value (US\$)</i>	
	Bulan ini <i>Current month</i>	Kumulatif <i>Cum. Jan to date</i>	Bulan ini <i>Current month</i>	Kumulatif <i>Cum. Jan to date</i>
<b>VATICAN CITY STATE</b>				
675 FLAT ROLLED PRODUCTS AND ALLOY STEELS	0	9 434	0	16 662
LAINNYA	0	0	0	0
SUB TOTAL	0	9 434	0	16 662
<b>ANDORRA</b>				
653 FABRICS, WOVEN, OF MAN-MADE FIBRES	0	21 522	0	138 896
282 WASTE AND SCRAP METAL OF IRON/STEEL	0	327 710	0	103 556
749 NON-ELECTRIC PARTS AND ACCESSORIES OF MACHINERIES	0	3 040	0	49 200
741 HEATING AND COOLING EQUIPMENTS AND PARTS	0	16 877	0	33 544
652 COTTON FABRICS, WOVEN	0	2 984	0	29 718
LAINNYA	0	5 973	0	28 488
SUB TOTAL	0	378 106	0	383 402
<b>LIECHTENSTEIN</b>				
772 ELECTRICAL APPARATUS FOR MAKING AND BREAKING ELECTR	0	1 770	0	33 716
522 INORGANIC CHEMICAL ELEMENTS, OXIDES AND HALOGEN SALT	0	19	0	7 365
874 MEASURING, CHECKING, ANALYSING, AND CONTROLLING INSTF	1	5	1 562	3 130
728 OTHER MACHINES AND EQUIPMENT SPECIALIZED FOR PARTICL	0	3	0	1 758
699 MANUFACTURES OF BASE METALS	0	39	0	859
LAINNYA	0	1	0	633
SUB TOTAL	1	1 837	1 562	47 461
<b>DEMOCRATIC REP. OF THE CONGO</b>				
292 CRUDE VEGETABLE MATERIALS	223 718	489 584	456 384	1 037 794
248 WOOD, SIMPLY WORKED AND RAILWAY SLEEPER OF WOOD	0	67 900	0	101 792
611 LEATHERS	243	243	15 693	15 693
247 WOOD IN THE ROUGH OR ROUGHLY SQUARED	0	18 635	0	14 494
634 VENEERS, PLYWOOD, IMPROVED/RECONSTITUTED WOOD WORL	0	548	0	2 421
LAINNYA	0	0	0	0
SUB TOTAL	223 961	576 910	472 077	1 172 194
<b>HUNGARY</b>				
764 TELECOMMUNICATION EQUIPMENTS AND PARTS	17 983	96 878	6 693 541	44 868 173
792 AIRCRAFT AND ASSOCIATED EQUIPMENTS AND PARTS	0	68 000	0	31 000 000
714 ENGINES AND MOTORS, NON-ELECTRIC AND PARTS	235	15 412	389 965	10 513 170
541 MEDICINAL AND PHARMACEUTICAL PRODUCTS	2 235	24 028	393 328	2 298 423
873 METERS AND COUNTERS	984	177 898	4 658	2 032 841
LAINNYA	84 792	1 160 214	762 848	9 872 806
SUB TOTAL	106.229	1.542.430	8.244.340	100.585.413
<b>POLAND</b>				
891 ARMS AND AMMUNITIONS	108.230	108.230	32.237.989	32.237.989
553 PERFUMERY, COSMETICS, AND TOILET PREPARATIONS	24.718	365.419	351.168	4.723.404
061 SUGAR, MOLASSES, AND HONEY	0	12.000.000	0	3.900.000
778 ELECTRICAL MACHINERY AND APPARATUS	12.235	495.225	97.065	3.614.427
764 TELECOMMUNICATION EQUIPMENTS AND PARTS	13.841	16.682	2.811.304	3.327.387
LAINNYA	3.260.069	14.568.840	3.192.920	21.115.468
SUB TOTAL	3.419.093	27.554.396	38.690.446	68.918.675
<b>ROMANIA</b>				
679 TUBES, PIPES, HOLLOW PROFILE, PIPE FITTING OF IRON/STEEL	7	2.015.491	86	4.617.189
747 TAPS, COCKS, AND VALVES FOR PIPES	7.984	222.709	68.493	1.942.274
653 FABRICS, WOVEN, OF MAN-MADE FIBRES	0	82.944	0	1.334.557
728 OTHER MACHINES AND EQUIPMENT SPECIALIZED FOR PARTICL	0	52.639	0	852.926
741 HEATING AND COOLING EQUIPMENTS AND PARTS	0	113.488	0	732.948
LAINNYA	252.238	7.267.151	513.824	6.647.416
SUB TOTAL	260.229	9.754.422	582.403	16.127.310
<b>BULGARIA</b>				
041 WHEAT AND MESLIN, UNMILLED	0	22.900.000	0	5.106.700
075 SPICES	1.613.275	12.372.267	542.963	4.480.478

**I.6 IMPOR KOMODITI MENURUT NEGARA ASAL / IMPORT BY COUNTRY OF ORIGIN  
DAN LIMA GOLONGAN BARANG (SITC) UTAMA / AND FIVE MAJOR SITC COMMODITY GROUP  
\*\* NOVEMBER / NOVEMBER 2009 \*\***

Negara Asal/SITC/Uraian Golongan Barang <i>Country of Origin/SITC/group Description</i>	Berat Bersih / <i>Net Weight (Kg)</i>		Nilai CIF / <i>CIF Value (US\$)</i>	
	Bulan ini	Kumulatif	Bulan ini	Kumulatif
	<i>Current month</i>	<i>Cum. Jan to date</i>	<i>Current month</i>	<i>Cum. Jan to date</i>
523 METALLICSALTS AND PEROXYSALTS	57.000	13.827.342	10.830	2.476.929
121 TOBACCO, UNMANUFACTURED AND REFUSED	0	298.159	0	1.282.624
737 METALWORKING MACHINERY AND PARTS	0	113.270	0	963.858
LAINNYA	37.310	1.048.878	186.854	3.534.487
<b>SUB TOTAL</b>	<b>1.707.585</b>	<b>50.559.916</b>	<b>740.647</b>	<b>17.845.076</b>
<b>SERBIA</b>				
891 ARMS AND AMMUNITIONS	30	29.469	5.393	2.106.536
774 ELECTRICAL APPARATUS FOR MEDICAL PURPOSES AND RADIC	0	85	0	9.992
842 WOMEN'S COATS/JACKET, NOT KNITTED	0	139	0	4.504
748 TRANSMISSION SHAFTS AND CRANKS	449	944	1.441	2.761
679 TUBES, PIPES, HOLLOW PROFILE, PIPE FITTING OF IRON/STEEL	0	99	0	2.240
LAINNYA	114	336	333	2.027
<b>SUB TOTAL</b>	<b>593</b>	<b>31.072</b>	<b>7.167</b>	<b>2.128.060</b>
<b>ALBANIA</b>				
121 TOBACCO, UNMANUFACTURED AND REFUSED	0	127.061	0	757.753
251 PULP AND WASTE PAPER	311.850	523.250	48.025	75.507
651 TEXTILE YARNS	0	8.260	0	35.214
845 ARTICLES OF APPAREL	58	394	3.170	22.168
851 FOOTWEARS	66	264	3.043	12.300
LAINNYA	0	627	0	14.951
<b>SUB TOTAL</b>	<b>311.974</b>	<b>659.856</b>	<b>54.238</b>	<b>917.893</b>
<b>ARMENIA</b>				
263 COTTON	0	103.604	0	92.504
629 ARTICLES OF RUBBERS	0	3	0	200
821 FURNITURES AND PARTS	0	662	0	149
851 FOOTWEARS	0	4	0	12
LAINNYA	0	0	0	0
<b>SUB TOTAL</b>	<b>0</b>	<b>104.273</b>	<b>0</b>	<b>92.865</b>
<b>AZERBAIJAN</b>				
333 PETROLEUM OIL, CRUDE	133.392.356	1.436.901.315	72.550.671	676.498.249
679 TUBES, PIPES, HOLLOW PROFILE, PIPE FITTING OF IRON/STEEL	0	1.133	0	31.350
723 CIVIL ENGINEERING AND CONTRACTOR PLANTS AND EQUIPMEI	0	875	0	26.063
699 MANUFACTURES OF BASE METALS	0	84	0	6.220
LAINNYA	0	0	0	0
<b>SUB TOTAL</b>	<b>133.392.356</b>	<b>1.436.903.407</b>	<b>72.550.671</b>	<b>676.561.882</b>
<b>BELARUS</b>				
625 RUBBER TYRE, TYRE CASES, TYRE TREADS, INNER TUBES, AND T	0	1.026.593	0	5.873.471
562 FERTILIZERS, MANUFACTURED	0	4.509.000	0	3.929.149
592 STARCHES, INULIN, AND WHEAT GLUTENAL BUMINOIDAL SUBT/	10.000	50.000	65.476	325.711
872 MEDICAL INSTRUMENTS AND APPLIANCES	520	779	10.936	39.627
695 TOOLS FOR USED IN THE HAND OR IN MACHINES	0	1.246	0	20.339
LAINNYA	17	2.453	362	4.616
<b>SUB TOTAL</b>	<b>10.537</b>	<b>5.590.071</b>	<b>76.774</b>	<b>10.192.913</b>
<b>KAZAKHSTAN</b>				
673 FLAT ROLLED PRODUCTS, NOT CLAD	0	5.209.460	0	6.017.169
685 LEAD	0	1.130.067	0	2.065.747
263 COTTON	0	131.187	0	133.524
671 PIG IRON, SPIEGELEISEN, SPONGE IRON, AND FERRO-ALLOYS	0	3.000	0	9.000
679 TUBES, PIPES, HOLLOW PROFILE, PIPE FITTING OF IRON/STEEL	0	439	0	1.533
LAINNYA	0	768	0	3.147
<b>SUB TOTAL</b>	<b>0</b>	<b>6.474.921</b>	<b>0</b>	<b>8.230.120</b>
<b>KYRGYZSTAN</b>				

**I.6 IMPOR KOMODITI MENURUT NEGARA ASAL / IMPORT BY COUNTRY OF ORIGIN  
DAN LIMA GOLONGAN BARANG (SITC) UTAMA / AND FIVE MAJOR SITC COMMODITY GROUP  
\*\* NOVEMBER / NOVEMBER 2009 \*\***

Negara Asal/SITC/Uraian Golongan Barang <i>Country of Origin/SITC/group Description</i>	Berat Bersih / <i>Net Weight (Kg)</i>		Nilai CIF / <i>CIF Value (US\$)</i>	
	Bulan ini <i>Current month</i>	Kumulatif <i>Cum. Jan to date</i>	Bulan ini <i>Current month</i>	Kumulatif <i>Cum. Jan to date</i>
022 MILK, CREAM, AND MILK PRODUCTS OTHER THAN BUTTER OR C	0	223.075	0	747.301
263 COTTON	0	105.776	0	148.663
571 POLYMERS OF ETHYLENE IN PRIMARY FORMS	0	74.250	0	94.298
513 CARBOXYLIC ACIDS, AND THEIR ANHYDRIDES, HALIDES, PEROXID	503	36.503	958	89.878
642 PAPER AND PAPERBOARD CUT TO SIZE/SHAPE AND ARTICLE O LAINNYA	0 28.588	14.609 405.383	0 40.413	79.607 287.332
SUB TOTAL	29.091	859.596	41.371	1.447.079
<b>MOLDOVA, REPUBLIC OF</b>				
873 METERS AND COUNTERS	0	1.521	0	96.968
775 HOUSEHOLD TYPE, ELECTRICAL/NON-ELECTRICAL EQUIPMENT	0	76	0	3.052
842 WOMEN'S COATS/JACKET, NOT KNITTED	28	50	930	1.660
845 ARTICLES OF APPAREL LAINNYA	0 0	3 0	0 0	671 0
SUB TOTAL	28	1.650	930	102.351
<b>TAJIKISTAN</b>				
684 ALUMINIUM	125.392	125.392	233.856	233.856
764 TELECOMMUNICATION EQUIPMENTS AND PARTS	105	105	13.730	13.730
897 JEWELLERY, GOLDSMITH, SILVERSMITH WARES, AND OTHER A LAINNYA	0 0	1 0	0 0	2.738 0
SUB TOTAL	125.497	125.498	247.586	250.324
<b>TURKMENISTAN</b>				
263 COTTON LAINNYA	0 0	101.342 0	0 0	90.194 0
SUB TOTAL	0	101.342	0	90.194
<b>UKRAINE</b>				
672 INGOTS AND OTHER IRON/STEEL IN PRIMARY FORMS	78.774.781	561.295.832	38.543.871	238.974.063
041 WHEAT AND MESLIN, UNMILLED	27.998.670	171.969.865	6.676.081	39.110.628
673 FLAT ROLLED PRODUCTS, NOT CLAD	1.628.307	50.376.852	976.730	30.686.338
675 FLAT ROLLED PRODUCTS AND ALLOY STEELS	1.197.880	27.860.435	780.124	16.746.912
562 FERTILIZERS, MANUFACTURED LAINNYA	0 898.976	41.020.000 27.967.488	0 736.291	7.587.500 14.803.670
SUB TOTAL	110.498.614	880.490.472	47.713.097	347.909.111
<b>UZBEKISTAN</b>				
263 COTTON	0	416.069	0	349.282
651 TEXTILE YARNS LAINNYA	0 0	1.160 0	0 0	3.929 0
SUB TOTAL	0	417.229	0	353.211
<b>LITHUANIA</b>				
562 FERTILIZERS, MANUFACTURED	0	3.900.000	0	2.398.500
625 RUBBER TYRE, TYRE CASES, TYRE TREADS, INNER TUBES, AND T	0	148.472	0	1.218.182
022 MILK, CREAM, AND MILK PRODUCTS OTHER THAN BUTTER OR C	75.000	275.000	57.375	214.875
248 WOOD, SIMPLY WORKED AND RAILWAY SLEEPER OF WOOD	0	139.343	0	95.034
872 MEDICAL INSTRUMENTS AND APPLIANCES LAINNYA	0 100.065	210 145.266	0 37.402	41.185 110.855
SUB TOTAL	175.065	4.608.291	94.777	4.078.631
<b>LATVIA</b>				
282 WASTE AND SCRAP METAL OF IRON/STEEL	1.087.200	4.635.360	371.361	1.272.347
232 SYNTHETIC RUBBER LATEX, SYNTHETIC/RECLAIMED RUBBER	64.800	216.000	305.856	607.392
764 TELECOMMUNICATION EQUIPMENTS AND PARTS	0	1.531	0	246.413
655 KNITTED OR CROCHETTED FABRICS	0	955	0	66.277
831 TRAVEL GOODS LAINNYA	6 3.052	1.553 29.741	1.802 19.850	38.941 68.732
SUB TOTAL	1.155.058	4.885.140	698.869	2.300.102

**I.6 IMPOR KOMODITI MENURUT NEGARA ASAL / IMPORT BY COUNTRY OF ORIGIN  
DAN LIMA GOLONGAN BARANG (SITC) UTAMA / AND FIVE MAJOR SITC COMMODITY GROUP  
\*\* NOVEMBER / NOVEMBER 2009 \*\***

Negara Asal/SITC/Uraian Golongan Barang <i>Country of Origin/SITC/group Description</i>	Berat Bersih / <i>Net Weight (Kg)</i>		Nilai CIF / <i>CIF Value (US\$)</i>	
	Bulan ini <i>Current month</i>	Kumulatif <i>Cum. Jan to date</i>	Bulan ini <i>Current month</i>	Kumulatif <i>Cum. Jan to date</i>
<b>ESTONIA</b>				
641 PAPERS AND PAPERBOARDS	0	2.165.112	0	1.935.878
764 TELECOMMUNICATION EQUIPMENTS AND PARTS	144	18.323	4.290	1.241.040
251 PULP AND WASTE PAPER	234.880	3.699.095	34.058	584.830
282 WASTE AND SCRAP METAL OF IRON/STEEL	0	630.520	0	158.941
773 EQUIPMENT FOR DISTRIBUTING ELECTRICITY	1.746	4.491	12.496	55.067
LAINNYA	132	60.985	3.663	171.237
<b>SUB TOTAL</b>	<b>236.902</b>	<b>6.578.526</b>	<b>54.507</b>	<b>4.146.993</b>
<b>GEORGIA</b>				
716 ROTATING ELECTRIC PLANTS AND PARTS	0	5.800	0	6.400.000
685 LEAD	155.650	259.459	271.096	440.045
764 TELECOMMUNICATION EQUIPMENTS AND PARTS	1.078	1.078	198.189	198.189
288 NON-FERROUS BASE METAL WASTE AND SCRAPS	0	24.260	0	112.718
741 HEATING AND COOLING EQUIPMENTS AND PARTS	973	973	97.354	97.354
LAINNYA	9.039	99.459	31.520	273.204
<b>SUB TOTAL</b>	<b>166.740</b>	<b>391.029</b>	<b>598.159</b>	<b>7.521.510</b>
<b>CROATIA</b>				
121 TOBACCO, UNMANUFACTURED AND REFUSED	19.800	158.400	87.912	629.838
737 METALWORKING MACHINERY AND PARTS	1.867	51.055	18.032	440.202
248 WOOD, SIMPLY WORKED AND RAILWAY SLEEPER OF WOOD	0	329.027	0	400.114
727 FOOD PROCESSING MACHINES AND PARTS	0	12.160	0	268.302
661 LIME, CEMENT AND FABRICATED CONSTRUCTION MATERIALS	0	357.000	0	196.741
LAINNYA	227	21.136	15.165	248.367
<b>SUB TOTAL</b>	<b>21.894</b>	<b>928.778</b>	<b>121.109</b>	<b>2.183.564</b>
<b>BOSNIA AND HERZEGOVINA</b>				
248 WOOD, SIMPLY WORKED AND RAILWAY SLEEPER OF WOOD	0	23.200	0	28.357
743 PUMPS, COMPRESSORS, FANS, BLOWERS, CENTRIFUGES, AND	24	192	387	2.799
851 FOOTWEARS	0	67	0	1.617
784 PARTS AND ACCESSORIES OF THE MOTOR VEHICLES	2	99	58	489
845 ARTICLES OF APPAREL	0	4	0	423
LAINNYA	0	72	0	669
<b>SUB TOTAL</b>	<b>26</b>	<b>23.634</b>	<b>445</b>	<b>34.354</b>
<b>MALTA</b>				
542 MEDICAMENTS, INCLUDING VETERINARY MEDICAMENTS	468	1.072	211.707	524.588
513 CARBOXYLIC ACIDS, AND THEIR ANHYDRIDES, HALIDES, PEROXID	0	800.156	0	395.997
776 THERMIONIC, COLD CATHODE, AND PHOTO CATHODE VALVES/	146	323	76.228	273.355
741 HEATING AND COOLING EQUIPMENTS AND PARTS	1.313	7.024	22.201	160.864
514 NITROGEN-FUNCTION COMPOUNDS	0	421	0	118.412
LAINNYA	342	189.429	1.769	236.791
<b>SUB TOTAL</b>	<b>2.269</b>	<b>998.425</b>	<b>311.905</b>	<b>1.710.007</b>
<b>SLOVAKIA</b>				
764 TELECOMMUNICATION EQUIPMENTS AND PARTS	103	13.003	13.235	2.738.606
743 PUMPS, COMPRESSORS, FANS, BLOWERS, CENTRIFUGES, AND	49.581	139.701	298.119	807.597
771 ELECTRIC POWER MACHINERY AND PARTS	340	25.006	19.835	648.590
514 NITROGEN-FUNCTION COMPOUNDS	17.501	250.898	40.250	528.475
778 ELECTRICAL MACHINERY AND APPARATUS	2.220	17.857	56.649	462.354
LAINNYA	263.333	1.909.514	516.996	3.667.061
<b>SUB TOTAL</b>	<b>333.078</b>	<b>2.355.979</b>	<b>945.084</b>	<b>8.852.683</b>
<b>SLOVENIA</b>				
641 PAPERS AND PAPERBOARDS	164.724	827.313	1.317.714	6.330.381
728 OTHER MACHINES AND EQUIPMENT SPECIALIZED FOR PARTICL	3	83.173	87	1.558.825
737 METALWORKING MACHINERY AND PARTS	0	258.023	0	1.241.550
335 RESIDUAL PETROLEUM PRODUCTS, AND RELATED MATERIALS	0	1.941.193	0	866.177
542 MEDICAMENTS, INCLUDING VETERINARY MEDICAMENTS	213	6.129	14.818	768.975
LAINNYA	68.064	949.278	553.576	4.138.746

**I.6 IMPOR KOMODITI MENURUT NEGARA ASAL / IMPORT BY COUNTRY OF ORIGIN  
DAN LIMA GOLONGAN BARANG (SITC) UTAMA / AND FIVE MAJOR SITC COMMODITY GROUP  
\*\* NOVEMBER / NOVEMBER 2009 \*\***

Negara Asal/SITC/Uraian Golongan Barang <i>Country of Origin/SITC/group Description</i>	Berat Bersih / <i>Net Weight (Kg)</i>		Nilai CIF / <i>CIF Value (US\$)</i>	
	Bulan ini <i>Current month</i>	Kumulatif <i>Cum. Jan to date</i>	Bulan ini <i>Current month</i>	Kumulatif <i>Cum. Jan to date</i>
SUB TOTAL	233.004	4.065.109	1.886.195	14.904.654
<b>CZECH REPUBLIC</b>				
772 ELECTRICAL APPARATUS FOR MAKING AND BREAKING ELECTR	20.782	190.802	1.076.094	8.711.697
764 TELECOMUNICATION EQUIPMENTS AND PARTS	13.702	198.709	321.237	5.991.696
718 OTHER POWER GENERATING MACHINES AND PARTS	8	67.608	478	3.666.618
514 NITROGEN-FUNCTION COMPOUNDS	194.000	1.745.426	387.500	3.440.305
641 PAPERS AND PAPERBOARDS	702.899	2.680.129	575.211	2.463.054
LAINNYA	119.429	4.286.059	1.538.244	16.204.112
SUB TOTAL	1.050.820	9.168.733	3.898.764	40.477.482
<b>SOUTH GEORGIA AND THE SOUTH SA</b>				
748 TRANSMISSION SHAFTS AND CRANKS	0	330	0	5.828
575 OTHER PLASTICS IN PRIMARY FORMS	0	27	0	911
LAINNYA	0	0	0	0
SUB TOTAL	0	357	0	6.739
<b>REP. OF MACEDONIA</b>				
791 RAILWAY VEHICLES AND ASSOCIATED EQUIPMENTS	0	375	0	26.314
842 WOMEN'S COATS/JACKET, NOT KNITTED	0	1.171	0	9.659
845 ARTICLES OF APPAREL	0	74	0	2.294
851 FOOTWEARS	0	99	0	2.028
893 ARTICLE OF PLASTICS	0	473	0	1.470
LAINNYA	315	2.458	1.140	2.830
SUB TOTAL	315	4.650	1.140	44.595
<b>FAEROE ISLANDS</b>				
726 PRINTING/BOOK BINDING MACHINERY AND PARTS	11.900	11.900	17.900	17.900
LAINNYA	0	0	0	0
SUB TOTAL	11.900	11.900	17.900	17.900
<b>RUSSIA FEDERATION</b>				
672 INGOTS AND OTHER IRON/STEEL IN PRIMARY FORMS	90.494.689	255.358.346	39.882.987	102.578.480
562 FERTILIZERS, MANUFACTURED	26.280.000	214.312.357	4.441.800	80.100.390
041 WHEAT AND MESLIN, UNMILLED	72.047.130	260.639.423	16.399.032	61.593.107
641 PAPERS AND PAPERBOARDS	2.612.447	14.305.229	5.480.692	24.227.852
675 FLAT ROLLED PRODUCTS AND ALLOY STEELS	114.555	7.454.540	262.620	12.334.836
LAINNYA	7.985.505	111.287.398	13.069.047	96.107.134
SUB TOTAL	199.534.326	863.357.293	79.536.178	376.941.799

**I.7 IMPOR KOMODITI TERTENTU MENURUT NEGARA ASAL UTAMA**  
**CERTAIN COMMODITIES IMPORT BY MAIN COUNTRY OF ORIGIN**  
**\*\* NOVEMBER / NOVEMBER 2009 \*\***

Komoditi Commodity	Negara Asal Country of Origin	Berat Bersih / Net Weight (Kg)		Nilai CIF / CIF Value (US\$)	
		Bulan ini Current month	Kumulatif Cum. Jan to date	Bulan ini Current month	Kumulatif Cum. Jan to date
Beras	THAILAND	13 150 000	205 892 611	4 674 600	76 175 625
	CHINA	1 046 551	4 487 570	3 139 653	11 981 175
	VIET NAM	0	20 970 500	0	7 936 924
	UNITED STATES	0	1 148 237	0	1 780 338
	PHILIPPINES	0	358 001	0	1 401 073
	OTHERS	10 197	1 165 580	14 218	994 764
	Sub Total		14 206 748	234 022 499	7 828 471
Jagung	THAILAND	41 109 980	183 781 799	8 664 432	43 469 418
	INDIA	913 545	64 436 818	176 752	14 405 063
	UNITED STATES	636 551	19 990 445	180 750	5 159 894
	PAKISTAN	4 079 240	23 170 015	803 369	4 625 657
	BRAZIL	0	20 775 000	0	3 705 509
	OTHERS	107 388	5 656 299	54 044	1 842 128
	Sub Total		46 846 704	317 810 376	9 879 347
Kedelai	UNITED STATES	47 408 897	1 063 400 994	19 999 446	492 294 337
	MALAYSIA	865 208	44 739 602	438 718	32 073 336
	SOUTH AFRICA	3 933 840	41 181 880	1 913 396	20 899 000
	ARGENTINA	1 719 100	40 681 620	844 078	20 691 668
	CANADA	65 587	925 664	49 031	687 713
	OTHERS	0	662 920	0	487 802
	Sub Total		53 992 632	1 191 592 680	23 244 669
Biji Gandum dan Meslin	AUSTRALIA	178 813 925	2 456 420 782	52 021 469	670 393 002
	CANADA	5 450 000	885 306 270	1 808 746	301 833 881
	UNITED STATES	90 676 896	544 497 635	26 115 231	154 476 395
	RUSSIA FEDERATION	72 047 130	260 639 423	16 399 032	61 593 107
	UKRAINE	27 998 670	171 969 865	6 676 081	39 110 628
	OTHERS	0	48 147 850	0	11 292 077
	Sub Total		374 986 621	4 366 981 825	103 020 559
Tepung terigu	TURKEY	40 200 500	341 960 930	12 558 857	105 968 844
	SRI LANKA	8 910 000	119 433 932	3 545 604	51 259 178
	BELGIUM	7 194 000	71 202 000	2 488 557	24 973 394
	AUSTRALIA	3 179 094	36 864 295	1 377 883	14 733 215
	JAPAN	822 551	5 058 303	320 628	1 978 934
	OTHERS	126 000	6 511 401	32 760	2 059 712
	Sub Total		60 432 145	581 030 861	20 324 289
Gula Pasir	THAILAND	1 800 000	38 675 000	1 029 891	18 541 312
	MALAYSIA	2 563 000	19 644 050	1 477 717	9 267 534
	AUSTRALIA	800 393	5 949 143	611 094	3 619 871
	KOREA, REPUBLIC OF	652 800	2 655 600	476 952	1 634 347
	SINGAPORE	0	1 504 287	0	958 637
	OTHERS	40 000	160 565	30 725	144 028
	Sub Total		5 856 193	68 588 645	3 626 379



**I.7 IMPOR KOMODITI TERTENTU MENURUT NEGARA ASAL UTAMA**  
**CERTAIN COMMODITIES IMPORT BY MAIN COUNTRY OF ORIGIN**  
**\*\* NOVEMBER / NOVEMBER 2009 \*\***

Komoditi Commodity	Negara Asal Country of Origin	Berat Bersih / Net Weight (Kg)		Nilai CIF / CIF Value (US\$)	
		Bulan ini Current month	Kumulatif Cum. Jan to date	Bulan ini Current month	Kumulatif Cum. Jan to date
Gula Tebu	THAILAND	19 350 000	516 667 920	10 458 235	185 834 044
	BRAZIL	0	239 561 043	0	103 897 782
	AUSTRALIA	18 000 682	173 000 682	11 341 460	73 925 439
	SOUTH AFRICA	26 650 000	73 350 000	14 988 115	35 461 654
	GUATEMALA	0	85 550 000	0	29 596 711
	OTHERS	0	88 651 493	0	30 657 245
	Sub Total		64 000 682	1 176 781 138	36 787 810
Daging Sejenis Lembu	AUSTRALIA	6 874 627	62 385 187	18 527 658	153 253 267
	NEW ZEALAND	1 914 914	32 831 664	4 892 567	78 292 355
	CANADA	287 725	1 582 284	365 536	2 363 931
	UNITED STATES	381 879	1 622 907	537 208	1 971 449
	SINGAPORE	43 705	174 402	99 606	358 700
	OTHERS	0	2 691	0	4 085
	Sub Total		9 502 850	98 599 135	24 422 575
Daging Ayam	UNITED STATES	0	1 942 927	0	2 812 836
	SINGAPORE	121 831	592 275	185 106	814 604
	MALAYSIA	0	7 224	0	13 365
	OTHERS	0	0	0	0
	Sub Total		121 831	2 542 426	185 106
Garam	AUSTRALIA	155 850 000	1 285 142 134	8 059 264	70 573 530
	INDIA	0	206 655 025	0	9 422 698
	CHINA	6 100 000	46 739 027	285 855	2 332 194
	NEW ZEALAND	72 000	940 000	25 680	312 020
	SINGAPORE	0	40 404	0	153 168
	OTHERS	19 206	463 827	24 524	234 017
	Sub Total		162 041 206	1 539 980 417	8 395 323
Mentega	NEW ZEALAND	572 178	6 634 338	1 467 091	17 408 184
	BELGIUM	107 597	1 477 466	399 232	5 624 864
	AUSTRALIA	167 863	2 183 056	349 755	4 844 917
	NETHERLANDS	141 200	966 011	506 780	2 069 498
	FRANCE	20 415	316 750	128 508	1 822 119
	OTHERS	20 800	366 748	48 568	851 441
	Sub Total		1 030 053	11 944 369	2 899 934
Minyak Goreng	MALAYSIA	941 585	22 455 626	1 051 105	20 190 019
	CHINA	1 324	8 514 701	470	4 554 544
	THAILAND	2 001 402	3 071 407	1 332 039	2 489 415
	SINGAPORE	104 162	1 430 250	145 007	1 857 948
	UNITED STATES	59 968	448 264	102 132	697 432
	OTHERS	64 505	735 497	118 759	1 002 009
	Sub Total		3 172 946	36 655 745	2 749 512
Susu	NEW ZEALAND	7 009 279	62 405 817	13 058 354	144 687 366
	AUSTRALIA	3 168 024	29 087 893	7 701 415	65 906 794

**I.7 IMPOR KOMODITI TERTENTU MENURUT NEGARA ASAL UTAMA**  
**CERTAIN COMMODITIES IMPORT BY MAIN COUNTRY OF ORIGIN**  
**\*\* NOVEMBER / NOVEMBER 2009 \*\***

Komoditi Commodity	Negara Asal Country of Origin	Berat Bersih / Net Weight (Kg)		Nilai CIF / CIF Value (US\$)	
		Bulan ini Current month	Kumulatif Cum. Jan to date	Bulan ini Current month	Kumulatif Cum. Jan to date
	UNITED STATES	1 696 225	19 013 223	3 823 295	44 370 382
	PHILIPPINES	46 625	5 143 960	263 979	27 009 214
	SINGAPORE	200 650	4 518 373	802 935	19 049 169
	OTHERS	2 730 319	28 954 401	7 560 481	66 387 418
	Sub Total	14 851 122	149 123 667	33 210 459	367 410 343
Bawang Merah	THAILAND	0	28 905 644	0	12 877 268
	VIET NAM	0	12 828 541	0	5 513 393
	MALAYSIA	76 321	5 235 798	48 930	2 831 794
	PHILIPPINES	0	6 655 810	0	2 726 147
	INDIA	203 000	5 950 800	83 230	1 792 155
	OTHERS	9 100	6 234 217	4 477	2 434 483
	Sub Total	288 421	65 810 810	136 637	28 175 240
Bawang putih	CHINA	32 313 610	378 591 312	15 529 716	149 905 593
	MALAYSIA	217 687	1 200 181	119 587	686 376
	THAILAND	0	668 762	0	332 719
	NETHERLANDS	0	28 600	0	11 154
	HONG KONG	0	56 000	0	10 834
	OTHERS	447	50 000	778	22 213
	Sub Total	32 531 744	380 594 855	15 650 081	150 968 889
Telur Unggas	CHINA	0	690	0	10 800
	OTHERS	0	0	0	0
	Sub Total	0	690	0	10 800
Kelapa	VIET NAM	79 380	337 932	327 950	1 509 490
	THAILAND	136 090	1 834 517	94 871	1 035 645
	COTE D'IVOIRE	0	1 101 188	0	828 831
	SINGAPORE	564	1 413 629	727	701 326
	UNITED ARAB EMIRATES	0	596 265	0	639 948
	OTHERS	0	764 265	0	787 620
	Sub Total	216 034	6 047 796	423 548	5 502 860
Kelapa Sawit	UNITED STATES	0	3 603	0	812 543
	PAPUA NEW GUINEA	0	2 020	0	296 978
	THAILAND	0	900	0	130 650
	UNITED KINGDOM	29	29	6 730	6 730
	OTHERS	0	0	0	0
	Sub Total	29	6 552	6 730	1 246 901
Lada	VIET NAM	233 500	2 842 869	105 038	1 067 586
	SINGAPORE	3 420	49 970	24 215	195 030
	UNITED STATES	0	3 208	0	50 205
	INDIA	0	6 471	0	40 934
	CHINA	0	72 482	0	24 692
	OTHERS	105	24 387	302	30 205
	Sub Total	237 025	2 999 387	129 555	1 408 652

**I.7 IMPOR KOMODITI TERTENTU MENURUT NEGARA ASAL UTAMA**  
**CERTAIN COMMODITIES IMPORT BY MAIN COUNTRY OF ORIGIN**  
**\*\* NOVEMBER / NOVEMBER 2009 \*\***

Komoditi Commodity	Negara Asal Country of Origin	Berat Bersih / Net Weight (Kg)		Nilai CIF / CIF Value (US\$)	
		Bulan ini Current month	Kumulatif Cum. Jan to date	Bulan ini Current month	Kumulatif Cum. Jan to date
Teh	KENYA	63 909	1 498 051	190 971	3 822 772
	VIET NAM	291 358	3 023 911	264 688	3 076 833
	CHINA	54 200	806 763	66 846	1 275 539
	SRI LANKA	12 747	263 004	49 448	1 060 451
	INDIA	11 637	262 430	35 144	735 301
	OTHERS	49 130	502 142	150 662	1 036 805
	Sub Total	482 981	6 356 301	757 759	11 007 701
Kopi	VIET NAM	2 985 468	6 608 305	4 101 046	9 649 395
	BRAZIL	96 000	1 978 989	262 200	5 443 918
	ITALY	6 797	79 234	109 627	1 044 186
	UNITED STATES	8 822	187 331	31 165	786 218
	GUINEA	162 000	307 800	203 472	386 597
	OTHERS	93 606	1 156 959	301 911	2 225 324
	Sub Total	3 352 693	10 318 618	5 009 421	19 535 638
Kakao	GHANA	750 000	10 350 000	2 523 780	30 372 520
	PAPUA NEW GUINEA	30 000	8 058 816	82 442	21 065 763
	COTE D'IVOIRE	0	2 506 539	0	6 712 577
	SOLOMON ISLANDS	180 000	2 145 001	512 374	5 724 217
	CAMEROON	0	1 591 048	0	4 126 827
	OTHERS	0	594 546	0	1 337 622
	Sub Total	960 000	25 245 950	3 118 596	69 339 526
Cabe (segar-dingin)	INDIA	149 725	672 981	99 819	437 221
	AUSTRALIA	2 191	21 904	6 246	54 110
	VIET NAM	6 550	6 550	4 114	4 114
	CHINA	0	3 678	0	3 506
	KOREA, REPUBLIC OF	0	389	0	824
	OTHERS	368	1 755	100	521
	Sub Total	158 834	707 257	110 279	500 296
Cabe (kering-tumbuk)	INDIA	1 053 802	7 949 444	804 452	6 110 507
	CHINA	377 080	3 561 867	374 980	3 347 365
	MALAYSIA	177 516	2 319 674	111 216	1 321 924
	THAILAND	0	48 394	0	48 281
	SPAIN	4 000	11 250	12 344	39 851
	OTHERS	13 196	53 488	23 650	83 738
	Sub Total	1 625 594	13 944 117	1 326 642	10 951 666
Cabe (awet sementara)	INDIA	0	39 000	0	26 520
	AUSTRALIA	0	440	0	1 067
	OTHERS	0	0	0	0
	Sub Total	0	39 440	0	27 587

**I.7 IMPOR KOMODITI TERTENTU MENURUT NEGARA ASAL UTAMA**  
**CERTAIN COMMODITIES IMPORT BY MAIN COUNTRY OF ORIGIN**  
**\*\* NOVEMBER / NOVEMBER 2009 \*\***

Komoditi Commodity	Negara Asal Country of Origin	Berat Bersih / Net Weight (Kg)		Nilai CIF / CIF Value (US\$)	
		Bulan ini Current month	Kumulatif Cum. Jan to date	Bulan ini Current month	Kumulatif Cum. Jan to date
Tembakau	CHINA	3 473 502	27 505 859	14 691 912	128 918 175
	BRAZIL	372 809	5 349 573	2 191 232	31 045 826
	UNITED STATES	265 034	2 473 937	2 779 036	21 974 307
	TURKEY	606 395	3 607 079	3 245 031	20 590 808
	INDIA	57 606	2 253 212	46 574	9 458 637
	OTHERS	548 427	7 357 976	2 952 145	47 950 525
	Sub Total		5 323 773	48 547 636	25 905 930
Ubi Kayu	VIET NAM	0	1.842.374	0	281.170
	CHINA	7000	41 245	5 800	39 241
	INDIA	0	6 692	0	6 750
	MALAYSIA	529	5 041	143	1 344
	KOREA, REPUBLIC OF	0	537	0	1 135
	OTHERS	0	142	0	270
	Sub Total		7529	1 896 031	5 943

**K1. IMPOR KAWASAN BERIKAT / BOUNDED ZONE IMPORT**  
**MENURUT GOLONGAN BARANG 2 DIJIT HS / BY COMMODITY 2 DIGITS HS**  
**\*\* NOVEMBER / NOVEMBER 2009 \*\***

HS	Uraian Golongan Barang Group Description	Berat Bersih / Net Weight (Kg)		Nilai CIF / CIF Value (US\$)	
		Bulan ini Current month	Kumulatif Cum. Jan to date	Bulan ini Current month	Kumulatif Cum. Jan to date
02	Meat and edible meat offal	0	30.224	0	146.601
03	Fish and crustaceans	1.156.484	8.574.397	1.637.846	13.334.727
04	Dairy products, bird's eggs, natural honey	305.500	6.068.017	383.493	8.048.463
05	Products of animal origin	32.266	299.647	255.723	3.706.634
06	Live trees and other plants	461	55.476	413	577.053
07	Edible vegetables and certain roots and tubers	53	309.384	987	323.967
08	Edible fruits and nuts	1.008	233.589	7.152	517.528
09	Coffee, tea, mate, and spices	99.850	636.773	299.057	1.565.925
10	Cereals	0	189.699	0	545.873
11	Products of the milling industry	52.784.150	91.906.966	15.541.140	27.219.629
12	Oil seeds and oleaginous fruits	223.718	217.812.496	456.384	105.136.263
13	Lac	111	158.559	3.621	492.942
14	Vegetable plaiting materials	12	8.807	30	44.608
15	Animal or vegetable oils/fats and their cleavage products	2.631.378	26.993.071	2.067.979	20.622.666
16	Preparations of meat/fish/crustaceans/molluscs or other aquatic inverte	24.410	270.844	51.508	955.768
17	Sugar and sugar confectionery	7.353.504	807.070.241	4.195.803	300.486.860
18	Cocoa and cocoa preparations	0	9.162	0	138.550
19	Preparations of cereals, flour, starch or milk	4.478	775.512	10.736	1.610.266
20	Preparations of vegetables, fruits, nuts or other part of plants	2.460	208.328	4.356	713.281
21	Miscellaneous edible preparations	43.647	184.076	117.012	620.373
22	Beverages, spirit, and vinegar	4.542	151.734	14.025	524.131
23	Residues and waste from the food industries	1.752	591.730	14.173	363.623
24	Tobacco and manufactured tobacco substitutes	1.450.239	6.440.534	11.820.573	56.329.844
25	Salts	40.065.358	395.323.137	4.304.878	48.468.784
26	Ores, slag, and ash	15.979.909	70.501.087	1.353.409	6.468.392
27	Mineral fuels, mineral oils and products of their distillation	5.343.229	86.505.281	4.541.629	57.518.826
28	Inorganic chemicals	27.138.928	165.612.609	15.667.494	107.482.371
29	Organic chemicals	14.950.102	142.730.591	16.242.793	164.694.781
30	Pharmaceutical products	6.155	811.660	79.037	1.585.241
31	Fertilizers	1.134.831	33.637.747	775.441	9.633.667
32	Tanning or dyeing extracts	2.214.789	22.791.670	10.160.348	93.529.979
33	Essential oils and resinoids	11.627	705.229	361.776	3.749.571
34	Soap, organic surfasce-active agents, washing, and lubricating prepara	942.403	7.490.247	3.244.819	25.625.094
35	Albuminoidal substances	4.038.416	38.140.084	4.050.100	44.876.258
36	Explosives	28.895	272.565	1.779.246	8.920.947
37	Photographic and cinematographic goods	87.473	1.342.484	99.903	1.596.307
38	Miscellaneous chemical products	2.216.819	26.623.440	8.131.300	91.129.509
39	Plastics and articles thereof	31.822.594	323.390.195	80.556.953	754.461.799
40	Rubber and articles thereof	6.912.771	64.105.554	19.440.304	159.026.798
41	Raw hides, skins, and leather	1.442.096	17.068.722	8.810.961	126.150.967
42	Articles of leather	19.762	561.163	340.126	6.458.152
43	Furskins and artificial fur	12.221	65.403	106.531	573.325
44	Wood and articles of wood	6.036.566	80.993.529	3.731.960	45.007.199
45	Cork and articles of cork	1.278	23.562	21.150	274.850
46	Manufactured of straw or other plaiting materials	15	156.563	470	534.953
47	Pulp of wood or of other fibrous cellulosic material	12.041.274	137.543.592	7.711.887	85.565.795
48	Paper and paperboard	9.028.751	76.252.414	16.976.399	173.314.664
49	Printed books, newspapers, pictures, and other products of printing in	81.011	1.141.906	762.837	9.027.843
50	Silk	5.384	429.822	66.831	4.359.238
51	Wool, fine or coarse animal hair	45.868	2.046.313	430.462	34.483.527
52	Cotton	14.862.811	136.602.585	69.846.813	629.010.299
53	Other vegetable textile fibres	158.388	1.322.476	2.505.898	14.511.582
54	Man-made filaments	4.305.956	50.962.977	33.532.581	368.551.777
55	Man-made staple fibres	6.033.394	59.307.978	23.712.830	200.329.685
56	Wadding, felt, and non-wovens	873.634	9.048.114	7.377.792	61.346.468
57	Carpets and other textile floor coverings	26.060	434.114	230.336	3.701.492
58	Special woven fabrics	964.415	12.217.615	13.114.970	144.317.779
59	Impregnated, coated, covered or laminated textile fabrics	1.122.870	11.383.375	8.283.082	97.924.848
60	Knitted or crocheted fabrics	6.970.775	67.574.327	55.128.796	518.092.080
61	Articles of apparel and clothing accessories, knitted or crocheted	379.733	4.331.164	3.785.853	33.783.432
62	Articles of apparel and clothing accessories, not knitted or crocheted	162.303	1.835.457	3.400.951	26.915.862
63	Other made up textile articles	263.702	1.470.671	1.942.565	8.444.899
64	Footwear, gaiters and the like	219.717	3.084.856	2.026.960	30.446.149
65	Headgear and parts thereof	17.830	221.467	212.071	2.534.331
66	Umbrellas, walking sticks, seat-sticks, whips, riding crops and parts	1	43.468	2	186.809

**K1. IMPOR KAWASAN BERIKAT / BOUNDED ZONE IMPORT**  
**MENURUT GOLONGAN BARANG 2 DIJIT HS / BY COMMODITY 2 DIGITS HS**  
**\*\* NOVEMBER / NOVEMBER 2009 \*\***

HS	Uraian Golongan Barang <i>Group Description</i>	Berat Bersih / <i>Net Weight (Kg)</i>		Nilai CIF / <i>CIF Value (US\$)</i>	
		Bulan ini <i>Current month</i>	Kumulatif <i>Cum. Jan to date</i>	Bulan ini <i>Current month</i>	Kumulatif <i>Cum. Jan to date</i>
67	Prepared feathers and articles	1.080	50.910	156.524	1.330.166
68	Articles of stone, plaster, cement, asbestos, mica or similar material	234.825	4.013.766	1.111.756	10.328.229
69	Ceramic products	1.574.411	9.677.130	2.731.352	23.249.207
70	Glass and glassware	1.465.777	14.484.596	3.477.729	30.862.217
71	Natural and cultured pearls, precious/semi precious stones, and precious	19.140	203.326	5.094.514	37.770.019
72	Iron and steel	42.847.231	518.279.795	40.456.656	616.929.936
73	Articles of iron and steel	22.978.933	386.987.072	54.616.789	999.559.170
74	Copper and articles thereof	5.611.690	56.865.011	36.035.191	295.728.318
75	Nickel and articles thereof	65.492	426.569	871.511	7.145.020
76	Aluminium and articles thereof	6.966.123	35.529.982	18.205.912	130.703.184
78	Lead and articles thereof	64.621	943.318	1.058.889	5.906.745
79	Zinc and articles thereof	605.154	6.525.530	1.340.423	13.808.374
80	Tin and articles thereof	37.644	370.111	1.094.661	7.643.529
81	Other base metal	125.476	860.884	2.902.128	15.902.027
82	Tools, implements, cutlery, spoon and forks, of base metal and parts thereof	258.043	3.362.678	2.743.406	31.096.641
83	Miscellaneous articles of base metal	1.147.588	13.272.604	8.220.636	77.387.391
84	Nuclear reactors, boilers, machinery and mechanical appliances	13.555.431	172.141.235	273.323.949	2.736.047.666
85	Electrical machinery and equipments	17.460.006	188.199.552	549.602.321	4.379.194.300
86	Railway and tramway locomotive, mechanical traffic, and all kinds	88.278	1.067.453	807.282	5.902.387
87	Vehicles other than railway/tramway, and parts and accessories thereof	3.267.168	30.709.101	29.069.181	286.157.711
88	Aircraft and its components	6.710	1.305.612	130.974	59.803.081
89	Ships, boat, and floating structures	96.097	8.461.579	767.519	27.975.953
90	Optical, photographic, cinematographic, measuring, checking, medical	964.553	11.735.913	32.586.855	376.771.600
91	Clocks and watches and parts thereof	7.272	287.424	928.025	13.178.556
92	Musical instruments	827.013	5.187.058	7.918.617	61.790.177
93	Arms and ammunition	13.232	48.766	104.477	366.423
94	Furnitures, bedding, mattress supports, cushions and stuffed furnishings	377.921	4.479.526	1.812.195	21.882.796
95	Toys, games and sports requisites	22.457	331.983	829.550	7.698.853
96	Miscellaneous manufactured articles	518.015	5.402.181	6.991.134	71.769.844
97	Works of arts, collectors' pieces and antiques	50	1.055	2.254	18.567
98	Vehicles in kind and their components	839.139	11.763.314	10.387.526	131.407.554
<b>TOTAL IMPOR</b>		<b>406.136.707</b>	<b>4.718.061.513</b>	<b>1.567.112.491</b>	<b>15.233.957.545</b>

**K2. IMPOR KAWASAN BERIKAT / BOUNDED ZONE IMPORT**  
**MENURUT GOLONGAN BARANG SITC / BY SITC COMMODITY GROUP**  
**\*\* NOVEMBER / NOVEMBER 2009 \*\***

SITC Uraian Golongan Barang Group Description	Berat Bersih / Net Weight (Kg)		Nilai CIF / C
	Bulan ini Current month	Kumulatif Cum. Jan to date	Bulan ini Current month
<b>A. By Commodity 1 Dijit SITC</b>			
0 Food and Live Animals	9.016.581	827.561.718	6.803.654
1 Beverages and Tobacco	1.454.781	6.584.711	11.834.598
2 Crude Materials, Inedible	98.803.313	970.234.236	55.180.995
3 Mineral Fuels, Lubricants, etc.	4.650.143	84.710.211	4.114.005
4 Animal & Vegetable Oils/Fats	2.629.376	26.389.083	2.050.204
5 Chemicals	134.382.733	820.928.308	136.571.702
6 Manufactured Goods	112.824.815	1.493.142.884	392.028.279
7 Machinery and Transportation Equipments	35.309.070	413.983.703	861.764.786
8 Miscellaneous Manufactured Articles	7.055.794	74.446.600	93.234.342
9 Special Commodities and Transaction	10.101	80.059	3.529.926
<b>B. By Commodity 2 Dijit SITC</b>			
01 Meat and meat preparations	22.800	214.556	23.107
02 Dairy product and eggs	7.685	85.933	39.641
03 Fish, crustaceans, molluscs and their preparations	1.158.094	8.660.909	1.666.247
04 Cereals and cereal preparations	26	2.664.751	9
05 Fruits and vegetables	22.405	986.263	45.535
06 Sugar, sugar preparations, and honey	7.658.004	813.080.071	4.576.773
07 Coffee, tea, cocoa, and spices	99.850	661.655	299.057
08 Feeding stuff for animals	1.752	591.730	14.173
09 Miscellaneous food preparations	45.965	615.850	139.112
11 Beverages	4.542	144.177	14.025
12 Tobacco and tobacco manufactured	1.450.239	6.440.534	11.820.573
21 Hides, skins and furskins	19.798	146.525	135.078
22 Oil seeds, nuts, and kernels	0	217.272.734	0
23 Crude rubber	6.145.839	56.558.473	11.276.413
24 Wood, lumber, and cork	3.504.427	23.756.730	1.572.526
25 Pulp and waste paper	12.041.274	137.543.592	7.711.887
26 Textile fibres and their waste	12.919.788	117.237.023	25.480.522
27 Crude fertilizers and crude minerals	40.747.839	306.291.955	4.738.978
28 Metalliferous ores and metal scraps	23.167.792	110.368.268	3.549.450
29 Crude animals and vegetable materials, nes	256.556	1.058.936	716.141
32 Coal, coke, and briquettes	0	214.203	0
33 Petroleum and petroleum products	4.649.388	84.479.846	4.106.669
34 Gas; natural and manufactured	755	16.162	7.336
41 Animal oils and fats	0	29.024	0
42 Fixed vegetable oils/fats	2.525.401	25.777.739	1.950.785
43 Animal vegetable oils/fats	103.975	582.320	99.419
51 Organic chemicals	15.004.841	144.025.609	14.612.669
52 Inorganic chemicals	27.058.254	165.304.797	15.600.956
53 Dyeing, tanning, and colouring materials	2.247.926	23.621.854	10.253.186
54 Medical and pharmaceutical products	35.818	937.444	2.111.737
55 Essential oils and perfumery materials	579.438	5.385.321	2.344.009
56 Manufactured fertilizers	1.134.692	33.581.620	753.117
57 Plastics in primary forms	27.025.013	274.894.166	49.180.532
58 Plastics in non-primary forms	2.087.137	20.534.557	11.817.954
59 Chemical materials and its products, nes	59.209.614	152.642.940	29.897.542
61 Leather, leather med, nes	1.441.895	17.179.770	8.866.830
62 Rubber manufactured, nes	753.506	7.185.661	8.012.050
63 Wood and cork manufactured	2.533.417	57.260.361	2.180.584
64 Paper, paperboard, and manufactured thereof	8.594.749	72.302.512	11.620.832
65 Textile yarns, fabrics, and their products	22.742.778	235.717.464	191.364.807
66 Non metallic minerals manufactured	3.300.390	121.767.498	6.487.702
67 Iron and steel	53.374.400	793.796.354	72.725.844
68 Non ferrous metals	12.268.106	89.047.639	56.728.441
69 Manufactured of metal, nes	7.815.574	98.885.625	34.041.189
71 Power generating machine and equipments	2.197.842	26.202.034	27.947.175
72 Machinery specialized for particular industry	4.385.480	48.817.725	85.177.977
73 Metalworking machinery	507.466	8.025.397	7.950.224
74 General industrial machinery and equipments	6.379.104	84.235.343	113.321.564
75 Office machinery and automatic data processing	1.233.185	17.226.380	52.310.551
76 Telecommunication and reproducers apparatus	4.822.737	52.459.214	232.245.489

**K2. IMPOR KAWASAN BERIKAT / BOUNDED ZONE IMPORT**  
**MENURUT GOLONGAN BARANG SITC / BY SITC COMMODITY GROUP**  
**\*\* NOVEMBER / NOVEMBER 2009 \*\***

SITC Uraian Golongan Barang Group Description	Berat Bersih / Net Weight (Kg)		Nilai CIF / C
	Bulan ini Current month	Kumulatif Cum. Jan to date	Bulan ini Current month
77 Electrical machinery and apparatus	11.490.756	123.839.033	301.763.923
78 Road vehicles	4.187.616	43.123.303	40.117.336
79 Other transportation equipments	104.884	10.055.274	930.547
81 Sanitary, plumbing, and fittings	177.152	3.426.154	2.132.029
82 Furniture	255.729	1.832.193	1.305.715
83 Traveling goods	9.344	287.439	173.264
84 Clothing	749.815	8.454.116	9.200.219
85 Footwear	219.717	3.084.856	2.026.960
87 Professional, scientific, and contractor instruments	842.634	9.971.157	11.822.338
88 Photographic apparatus, equipments and optics	220.673	3.212.515	13.018.583
89 Miscellaneous manufactured articles	4.580.730	44.178.170	53.555.234
96 Coin, not being legal tender	1	94	18
97 Gold; non monetary	10.100	79.965	3.529.908

**C. By Commodity 3 Dijit SITC**

012 Other Meat, Other Edible Meat Offal, Fresh, Chilled Or Frozen	0	30.224	0
017 Meat And Edible Meat Offal, Prepared Or Preserved	22.800	184.332	23.107
022 Milk,Cream, And Milk Products Other Than Butter Or Cheese	1.000	56.735	2.523
024 Cheese And Curds	0	762	0
025 Eggs, Birds, And Egg Yolks; Fresh, Dried Or Otherwise Preserved	6.685	28.436	37.118
034 Fish, Fresh, Chilled Or Frozen	1.129.540	7.820.058	1.610.488
035 Fish, Dried Salted Or In Brine; Smoked Fish	0	42.461	0
036 Crustaceans, Molluscs, And Aquatic Invertebrates	26.944	711.878	27.358
037 Fish, Crustaceans, Molluscs, And Other Aquatic Invertebrates; Prepared	1.610	86.512	28.401
041 Wheat And Meslin, Unmilled	0	184.512	0
045 Cereals, Unmilled	0	5.187	0
046 Meal And Flour Of Wheat And Flour Of Meslin	0	2.046.694	0
047 Other Cereal Meals And Flours	0	31.029	0
048 Cereal Preparations And Preparations Of Flours/Starchs Of Fruit	26	397.329	9
054 Vegetables, Fresh, Chilled, Frozen Or Simply Preserved	53	311.881	987
056 Vegetables, Roots And Tubers, Prepared Or Preserved Nes	18.909	415.291	33.503
057 Fruit And Nut; Fresh Or Dried	1.008	233.586	7.152
058 Fruits, Preserved And Preparations	0	13.024	0
059 Fruit And Vegetable Juices	2.435	12.481	3.893
061 Sugar, Molasses, And Honey	7.657.875	813.071.643	4.576.391
062 Sugar Confectionery	129	8.428	382
071 Coffee And Coffee Substitutes	83.822	520.734	240.400
072 Cocoa	0	2.303	0
073 Chocolate And Other Food Preparations Containing Cocoa	0	6.859	0
074 Tea And Mate	16.000	44.068	58.570
075 Spices	28	87.691	87
081 Feeding Stuff For Animals	1.752	591.730	14.173
091 Margarine And Shortening	2.000	137.913	17.200
098 Edible Products And Preparations	43.965	477.937	121.912
111 Non-Alcoholic Beverages, Nes	3.092	46.634	2.293
112 Alcoholic Beverages	1.450	97.543	11.732
121 Tobacco, Unmanufactured And Refused	1.431.300	6.038.051	11.626.175
122 Tobacco, Manufactured	18.939	402.483	194.398
211 Hides And Skins, Raw	7.829	105.494	33.956
212 Furskins, Raw	11.969	41.031	101.122
222 Oil Seeds Use For Extraction Ofsoft Fixed Vegetable Oils	0	217.272.112	0
223 Oil Seeds Use For Extraction Of Other Fixed Vegetable Oils	0	622	0
231 Natural Rubber Latex;Natural Rubber And Similar Natural Gums	713.250	5.915.805	1.345.054
232 Synthetic Rubber Latex, Synthetic/Reclaimed Rubber	5.432.589	50.642.668	9.931.359
244 Cork,Natural.Raw And Waste	242	9.520	2.738
245 Fuel Wood And Wood Charcoal	1.855.209	5.126.610	441.395
246 Wood In Chips Or Particles And Waste	312.000	386.916	64.584
247 Wood In The Rough Or Roughly Squared	186.433	2.765.166	44.658
248 Wood,Simply Worked And Railway Sleeper Of Wood	1.150.543	15.468.518	1.019.151
251 Pulp And Waste Paper	12.041.274	137.543.592	7.711.887
261 Silk	2.976	339.700	24.096
263 Cotton	8.259.184	72.693.611	12.128.876
264 Jute And Other Textile Bast Fibres	220	159.062	1.860
265 Vegetable Textile Fibres,Raw Or Processed;Waste Of These Fibres	69	4.081	380



**K2. IMPOR KAWASAN BERIKAT / BOUNDED ZONE IMPORT**  
**MENURUT GOLONGAN BARANG SITC / BY SITC COMMODITY GROUP**  
**\*\* NOVEMBER / NOVEMBER 2009 \*\***

SITC	Uraian Golongan Barang Group Description	Berat Bersih / Net Weight (Kg)		Nilai CIF / C
		Bulan ini Current month	Kumulatif Cum. Jan to date	Bulan ini Current month
266	Synthetic Fibres Suitable For Spinning	1.581.884	22.106.152	4.167.390
267	Other Man-Made Fibres Suitable For Spinning And Waste	2.948.178	21.435.048	8.246.042
268	Wool And Other Animal Hair	29.729	378.139	248.567
269	Old Clothing And Other Old Textile Articles; Rags	97.548	121.230	663.311
272	Fertilizers, Crude	5.649	329.433	48.240
273	Stone, Sand And Gravel	12.173.985	109.441.943	1.285.960
274	Sulphur And Unroasted Iron Pyrites	16.867.409	110.647.774	1.049.670
277	Natural Abrasives	2.546.698	11.503.660	760.240
278	Other Crude Minerals	9.154.098	74.369.145	1.594.868
281	Iron Ore And Concentrates	15.939.792	69.654.665	1.329.901
282	Waste And Scrap Metal Of Iron/Steel	7.107.143	38.494.053	2.128.373
283	Copper Ores And Concentrates	59	13.448	1.025
284	Nickel Ores And Concentrates	7	2.855	105
285	Aluminium Ores And Concentrates	120.674	756.012	89.558
286	Ores And Concentrates Of Uranium And Thorium	0	2	0
287	Ores And Concentrates Of Base Metals	117	136.437	488
288	Non-Ferrous Base Metal Waste And Scraps	0	1.310.712	0
289	Ores And Concentrates Of Precious Metals; Waste, Scraps	0	84	0
291	Crude Animal Materials	32.266	299.647	255.723
292	Crude Vegetable Materials	224.290	759.289	460.418
321	Coals, Pulverized Or Not	0	37.627	0
325	Coke And Semi Coke Of Coal/Lignite/Peat	0	176.576	0
333	Petroleum Oil, Crude	0	209	0
334	Petroleum Products, Refined	4.528.652	83.110.207	3.908.255
335	Residual Petroleum Products, And Related Materials	120.736	1.369.430	198.414
342	Liquefied Propane And Butane	249	6.313	144
343	Natural Gas, Liquefied Or Not	0	256	0
344	Petroleum Gases And Other Gas	506	8.316	7.192
345	Coal Gas, Water Gas And Similar Gas	0	1.277	0
411	Animal Oils And Fats	0	29.024	0
421	Fixed Vegetable Fats And Oils Soft, Crude, Refined Or Fractioned	524.198	4.739.875	618.513
422	Fixed Vegetable Fats And Oils Solid, Crude, Refined Or Fractioned	2.001.203	21.037.864	1.332.272
431	Animal And Vegetable Oil; Fat Processed And Their Wax	103.975	582.320	99.419
511	Hydrocarbon And Their Halogenated, Nitrated Derivatives	164.379	7.968.734	363.651
512	Alcohols, Phenols, Phenol-Alcohols And Their Halogenated	12.659.633	102.240.652	9.740.827
513	Carboxylic Acids, And Their Anhydrides, Halides, Peroxides	1.022.432	11.625.590	1.640.192
514	Nitrogen-Function Compounds	700.100	11.027.715	1.548.417
515	Organo-Inorganic And Heterocyclic Compounds	184.456	7.485.531	400.312
516	Other Organic Chemicals	273.841	3.677.387	919.270
522	Inorganic Chemical Elements, Oxides And Halogen Salts	15.619.017	99.617.068	12.822.914
523	Metallic Salts And Peroxysalts	11.184.263	62.784.821	2.317.442
524	Other Inorganic Chemicals; Chemical Compound Of Precious Metals	252.974	2.897.422	450.550
525	Radioactive And Associated Materials	2.000	5.486	10.050
531	Synthetic Organic; Colouring Matter	239.836	3.799.529	1.179.603
532	Dyeing/Tanning Extracts And Synthetic Tanning Materials	20.575	546.697	136.091
533	Pigments, Paints, Varnishes, And Related Materials	1.987.515	19.275.628	8.937.492
541	Medicinal And Pharmaceutical Products	35.681	927.500	2.109.038
542	Medicaments, Including Veterinary Medicaments	137	9.944	2.699
551	Essential Oils, Perfumes, And Flavour Materials	9.076	127.230	229.722
553	Perfumery, Cosmetics, And Toilet Preparations	2.551	577.999	132.054
554	Soap, Cleansing And Polishing Preparations	567.811	4.680.092	1.982.233
562	Fertilizers, Manufactured	1.134.692	33.581.620	753.117
571	Polymers Of Ethylene In Primary Forms	7.412.235	82.175.247	9.792.491
572	Polimers Of Styrene In Primary Forms	5.336.057	51.498.086	9.627.269
573	Polimers Of Vinyl Chloride In Primary Forms	371.092	13.566.699	687.967
574	Poliacetals And Polycarbons In Primary Forms	1.847.664	21.263.935	6.624.639
575	Other Plastics In Primary Forms	12.057.749	106.002.962	22.395.649
579	Waste And Scrap Of Plastics	216	387.237	52.517
581	Tubes, Pipes, And Hoses Of Plastics	135.092	2.175.589	1.833.800
582	Plates, Sheets, And Film Of Plastics	1.935.333	18.208.141	9.837.791
583	Monofilament And Rod Of Plastics	16.712	150.827	146.363
591	Disinfectants, Insecticides, And Fungicides Put In Forms	25.434	721.739	116.048
592	Starches, Inulin, And Wheat Glutenal Buminoidal Substances; Glues	56.744.785	127.568.524	19.257.273
593	Explosive And Pyrotechnic Products	28.799	262.980	1.774.948
597	Additive For Mineral Oils	441.356	3.314.270	1.693.097

**K2. IMPOR KAWASAN BERIKAT / BOUNDED ZONE IMPORT**  
**MENURUT GOLONGAN BARANG SITC / BY SITC COMMODITY GROUP**  
**\*\* NOVEMBER / NOVEMBER 2009 \*\***

SITC	Uraian Golongan Barang Group Description	Berat Bersih / Net Weight (Kg)		Nilai CIF / C
		Bulan ini Current month	Kumulatif Cum. Jan to date	Bulan ini Current month
598	Miscellaneous Chemical Products	1.969.240	20.775.412	7.056.176
599	Residual products of chemical or allied industries, sewage	0	15	0
611	Leathers	1.434.267	16.963.228	8.777.005
612	Manufactures And Composition Leathers	7.628	216.362	89.825
613	Furskins, Tanned Or Dressed	0	180	0
621	Materials Of Rubber	326.633	2.638.734	2.591.939
625	Rubber Tyre,Tyre Cases,Tyre Treads,Inner Tubes, And Tyre Flaps	80.756	1.224.352	591.348
629	Articles Of Rubbers	346.117	3.322.575	4.828.763
633	Cork Manufactures	1.036	14.042	18.412
634	Veneers,Plywood,Improved/Reconstituted Wood Worked	2.330.267	54.420.831	1.054.464
635	Wood Manufactures	202.114	2.825.488	1.107.708
641	Papers And Paperboards	6.708.847	52.275.916	7.084.444
642	Paper And Paperboard Cut To Size/Shape And Article Of Papers	1.885.902	20.026.596	4.536.388
651	Textile Yarns	2.010.648	24.482.554	12.821.615
652	Cotton Fabrics, Woven	6.464.720	62.059.818	56.504.201
653	Fabrics, Woven, Of Man-Made Fibres	3.985.462	45.508.531	34.069.740
654	Textile Fabrics, Woven, Other Than Of Cotton Or Man-Made Fibres	224.577	3.880.869	3.169.519
655	Knitted Or Crocheted Fabrics	6.970.775	67.574.327	55.128.796
656	Tulle,Lace,Embroidery,Ribbons,Trimmings And Other Small Wares	896.932	9.983.656	12.471.714
657	Special Yarns,Textile Fabrics	1.995.728	20.429.798	15.679.487
658	Made-Up Articles, Wholly/Chiefly Of Textile Materials	166.822	1.354.681	1.285.586
659	Floor Coverings	27.114	443.230	234.149
661	Lime,Cement And Fabricated Construction Materials	144.579	91.922.111	445.769
662	Clay And Refactory Construction Materials	1.270.522	10.004.358	1.920.344
663	Mineral Manufactures	427.413	5.399.239	1.283.663
664	Glass	1.318.958	13.854.313	2.417.423
665	Glassware	117.734	482.984	391.273
666	Pottery	21.058	101.454	25.102
667	Pearl, Precious And Semi Precious Stones	126	3.039	4.128
671	Pig Iron,Spiegeleisen,Sponge Iron, And Ferro-Alloys	414.201	6.928.273	694.197
672	Ingots And Other Iron/Steel In Primary Forms	1.112.297	14.926.633	2.850.699
673	Flat Rolled Products, Not Clad	16.621.329	156.554.336	11.715.322
674	Flat Rolled Products, Clad Or Plated	2.703.274	37.067.530	3.773.107
675	Flat Rolled Products And Alloy Steels	4.524.716	153.259.608	6.954.692
676	Iron/Steel Bars, Rods, Angels, Shaped And Sections	8.636.646	104.771.706	9.592.413
677	Rail/Railway And Tractor Construction Of Iron/Steel Materials	69.270	4.819.138	264.375
678	Wire Of Iron/Steel	1.729.443	12.559.722	2.752.468
679	Tubes, Pipes, Hollow Profile, Pipe Fitting Of Iron/Steel	17.563.224	302.909.408	34.128.571
681	Silver, Platinum, And Other Metal Of The Platinum Groups	3.248	15.132	728.857
682	Copper	5.523.615	54.966.901	35.096.816
683	Nickel	21.004	281.094	725.867
684	Aluminium	6.100.475	26.613.559	15.193.323
685	Lead	60.758	900.180	921.312
686	Zinc	501.131	5.835.297	1.052.587
687	Tin	36.139	342.750	1.058.400
689	Miscellaneous Non-Ferrous Basemetals Employed In Metallurgy	21.736	92.726	1.951.279
691	Structures And Parts Of Iron/Steel Or Aluminium	1.844.648	34.701.964	5.036.420
692	Metal Containers For Storage And Transportations	1.785.830	10.590.037	1.557.277
693	Wire Products And Fencing Grills	461.787	11.183.778	1.583.437
694	Nails, Screws, Nuts, Bolts, Rivets Of Iron/Steel Or Copper	905.883	9.074.502	6.919.796
695	Tools For Used In The Hand Or In Machines	257.061	3.084.727	2.700.909
696	Cutlery	943	105.321	34.733
697	Household Equipment Of Base Metals	27.189	1.138.334	194.461
699	Manufactures Of Base Metals	2.532.233	29.006.962	16.014.156
711	Steam And Other Vapour Generating Boilers And Parts	237.589	2.906.612	924.924
712	Steam Or Other Generating Boilers And Parts	10.134	387.487	450.885
713	Internal Combustion Piston Engines And Parts	606.336	9.721.284	10.139.697
714	Engines And Motors, Non-Electric And Parts	2.484	793.135	261.033
716	Rotating Electric Plants And Parts	981.064	9.593.678	10.478.470
718	Other Power Generating Machines And Parts	360.235	2.799.838	5.692.166
721	Agricultural Machinery And Parts	4.445	175.325	24.277
722	Tractors	0	14.715	0
723	Civil Engineering And Contractor Plants And Equipments/Parts	690.913	20.719.083	6.757.148
724	Textile/Leather Machinery And Parts	922.264	8.234.190	9.645.098
725	Papermill/Pulpmill Machinery And Paper Cutting Machines	114.294	1.382.488	3.481.202

**K2. IMPOR KAWASAN BERIKAT / BOUNDED ZONE IMPORT**  
**MENURUT GOLONGAN BARANG SITC / BY SITC COMMODITY GROUP**  
**\*\* NOVEMBER / NOVEMBER 2009 \*\***

SITC Uraian Golongan Barang Group Description	Berat Bersih / <i>Net Weight (Kg)</i>		Nilai CIF / C
	Bulan ini Current month	Kumulatif Cum. Jan to date	Bulan ini Current month
726 Printing/Book Binding Machinery And Parts	915.733	6.442.678	49.244.557
727 Food Processing Machines And Parts	598.279	2.540.487	2.767.932
728 Other Machines And Equipment Specialized For Particular Industry	1.139.552	9.308.759	13.257.763
731 Machine Tools By Removing Metal	189.151	2.461.185	2.753.561
733 Machine Tool For Working Metals	106.972	1.597.683	1.037.475
735 Parts Of Machine Tools	76.211	805.526	1.193.658
737 Metalworking Machinery And Parts	135.132	3.161.003	2.965.530
741 Heating And Cooling Equipments And Parts	594.916	10.603.550	5.878.413
742 Pumps For Liquid And Parts	219.940	5.588.231	2.076.512
743 Pumps, Compressors, Fans, Blowers, Centrifuges, And Parts	1.460.957	16.526.151	42.026.644
744 Mechanical Handling Equipments And Parts	1.247.564	24.642.489	11.310.104
745 Other Non-Electical Machinery, Tools, And Mechanical Apparatus	557.556	3.642.995	11.731.756
746 Ball Or Roller Bearings	181.313	1.718.299	2.528.294
747 Taps, Cocks, And Valves For Pipes	679.064	8.669.072	18.070.461
748 Transmission Shafts And Cranks	856.055	7.123.362	11.538.545
749 Non-Electric Parts And Accessories Of Machineries	581.739	5.721.194	8.160.835
751 Office Machines	240.911	4.693.495	8.462.390
752 Automatic Data Processing Machines And Their Units	557.761	6.297.558	16.245.714
759 Parts And Accessories For Machine Of Heading 751 Or 752	434.513	6.235.327	27.602.447
761 Television Receivers	1.051.831	17.048.964	19.160.012
762 Radio Broadcast Receivers	10	65.184	842
763 Sound Recorders Or Reproducers	56.510	1.030.966	977.117
764 Telecommunication Equipments And Parts	3.714.386	34.314.100	212.107.518
771 Electric Power Machinery And Parts	1.032.619	6.639.478	8.975.399
772 Electrical Apparatus For Making And Breaking Electrical Circuits	3.022.110	26.663.158	73.751.347
773 Equipment For Distributing Electricity	1.847.449	33.401.055	22.631.101
774 Electrical Apparatus For Medical Purposes And Radiological Apparatus	1.085	82.798	241.078
775 Household Type, Electrical/Non-Electrical Equipments	1.306.826	11.055.441	6.177.587
776 Thermionic, Cold Cathode, And Photo Cathode Valves/Tubes	1.946.408	21.115.175	120.375.435
778 Electrical Machinery And Apparatus	2.334.259	24.881.928	69.611.976
781 Passengger Motor Cars	655.617	9.752.805	7.891.673
782 Motor Vehicle For The Transportation Of Goods	137.931	3.560.006	1.613.890
783 Road Motor Vehicles	1.381	24.867	69.013
784 Parts And Accessories Of The Motor Vehicles	1.637.264	15.765.009	21.310.557
785 Motorcycles, Scooters, And Other Cycles Motorized/Non Motorized	1.531.937	11.323.564	8.034.772
786 Trailers And Other Vehicles, Not Motorized	223.486	2.697.052	1.197.431
791 Railway Vehicles And Associated Equipments	2.081	289.853	32.331
792 Aircraft And Associated Equipments And Parts	6.706	1.303.842	130.697
793 Ships, Boats, And Floating Structures	96.097	8.461.579	767.519
811 Prefabricated Buildings	91.813	1.944.829	145.257
812 Sanitary, Plumbing, Heating, And Lighting Fixtures/Fittings	64.586	746.483	1.732.371
813 Lighting Fixtures And Fittings	20.753	734.842	254.401
821 Furnitures And Parts	255.729	1.832.193	1.305.715
831 Travel Goods	9.344	287.439	173.264
841 Men'S Coats/Jackets, Not Knitted	783	193.561	83.433
842 Women'S Coats/Jacket, Not Knitted	10.091	105.032	89.644
843 Men'S Coats/Jackets, Knitted	6.745	55.642	58.845
844 Women'S Coats/Jackets, Knitted	2.271	13.272	39.473
845 Articles Of Apparel	345.011	3.947.118	3.186.339
846 Clothing Accessories Of Textiles Fabrics	177.135	1.851.996	3.729.070
848 Articles Of Apparel And Clothing Accessories Of Other Than Textile Fab	207.779	2.287.495	2.013.415
851 Footwears	219.717	3.084.856	2.026.960
871 Optical Instrument And Apparatus	29.093	217.251	1.099.222
872 Medical Instruments And Appliances	166.160	2.665.495	1.487.338
873 Meters And Counters	270.236	2.657.260	2.728.729
874 Measuring, Checking, Analysing, And Controlling Instrument And Apparatus	377.145	4.431.151	6.507.049
881 Photographic Apparatus And Equipments	8.380	248.750	1.625.741
882 Photographic And Cinematographic Supplies	87.462	1.341.835	99.184
883 Cinematograph Film, Exposed And Developed	11	649	719
884 Optical Goods	117.548	1.333.857	10.364.914
885 Watches And Clocks	7.272	287.424	928.025
891 Arms And Ammunitions	13.232	48.823	104.477
892 Printed Matter	515.013	5.091.808	6.118.404
893 Article Of Plastics	2.538.975	26.366.668	18.014.712
894 Baby Carriages, Toys, Games, And Sporting Goods	22.457	337.233	829.550

**K2. IMPOR KAWASAN BERIKAT / BOUNDED ZONE IMPORT**  
**MENURUT GOLONGAN BARANG SITC / BY SITC COMMODITY GROUP**  
**\*\* NOVEMBER / NOVEMBER 2009 \*\***

SITC Uraian Golongan Barang <i>Group Description</i>	Berat Bersih / <i>Net Weight (Kg)</i>		Nilai CIF / C
	Bulan ini <i>Current month</i>	Kumulatif <i>Cum. Jan to date</i>	Bulan ini <i>Current month</i>
895 Office And Stationery Supplies	163.137	1.802.782	1.741.093
896 Works Of Art, Collectors Pieces And Antiques	50	1.055	2.254
897 Jewellery, Goldsmith, Silversmith Wares, And Other Articles	5.664	105.012	829.543
898 Musical Instrument And Parts/Accessories	873.987	5.544.897	10.624.989
899 Other Miscellaneous Manufactured Articles	448.215	4.879.892	15.290.212
961 Coin Not Being Legal Tender	1	94	18
971 Gold, Non-Monetary	10.100	79.965	3.529.908
<b>TOTAL IMPOR</b>	<b>406.136.707</b>	<b>4.718.061.513</b>	<b>1.567.112.491</b>

<https://www.bps.go.id>

*IF Value (US\$)*  
*Kumulatif*  
*Cum. Jan to date*

330.721.658  
56.841.314  
582.027.794  
56.448.989  
20.231.911  
1.141.557.207  
4.452.102.672  
7.602.584.243  
972.615.197  
18.826.560

375.063  
286.015  
14.062.033  
2.016.436  
1.825.517  
308.430.613  
1.821.811  
363.623  
1.540.547  
511.470  
56.329.844  
622.493  
103.877.415  
89.476.373  
15.273.071  
85.565.795  
215.862.001  
45.444.743  
19.844.070  
6.061.833  
191.980  
56.179.487  
77.522  
102.055  
19.480.103  
649.753  
156.437.941  
106.762.893  
95.323.100  
14.002.112  
19.376.806  
9.333.914  
446.515.409  
124.277.036  
169.527.996  
128.016.794  
66.829.636  
30.008.978  
117.673.674  
1.872.173.865  
67.292.487  
1.315.384.728  
426.845.597  
427.876.913  
449.405.891  
842.288.723  
107.607.953  
893.666.656  
628.835.349  
1.242.620.234

*IF Value (US\$)*  
Kumulatif  
*Cum. Jan to date*

2.929.315.404  
419.568.719  
89.275.314  
31.860.142  
8.044.593  
3.402.601  
87.050.445  
30.446.149  
168.623.020  
134.872.245  
508.316.002  
2.535  
18.824.025

146.601  
228.462  
88.205  
5.705  
192.105  
10.692.045  
447.601  
2.195.081  
727.306  
541.627  
4.246  
605.181  
102.131  
763.251  
333.964  
933.254  
517.519  
21.646  
19.134  
308.405.408  
25.205  
1.320.582  
23.198  
115.352  
86.195  
276.484  
363.623  
290.663  
1.249.884  
44.835  
466.635  
51.159.254  
5.170.590  
375.703  
246.790  
103.862.714  
14.701  
8.629.244  
80.847.129  
97.551  
1.466.578  
89.193  
930.803  
12.688.946  
85.565.795  
2.464.067  
122.738.915  
243.068  
54.111

<https://www.kbps-go.id>

*IF Value (US\$)*  
*Kumulatif*  
*Cum. Jan to date*

36.239.834  
50.830.775  
2.491.568  
799.663  
818.162  
7.030.560  
23.424.391  
3.879.037  
10.292.593  
5.807.181  
11.568.406  
68.982  
9.191  
1.091.803  
6  
179.410  
1.108.799  
10.292  
3.706.634  
2.355.199  
66.346  
125.634  
3.519  
53.775.630  
2.400.338  
15.722  
11.338  
44.602  
5.860  
102.055  
5.705.234  
13.774.869  
649.753  
10.854.558  
73.797.476  
16.001.365  
24.742.805  
20.369.843  
10.671.894  
82.857.703  
18.201.545  
5.658.991  
44.654  
18.784.523  
1.688.559  
74.850.018  
13.708.844  
293.268  
2.587.689  
1.161.882  
15.627.235  
9.333.914  
97.964.714  
85.143.309  
17.215.937  
64.730.558  
181.072.704  
388.187  
22.256.930  
100.567.764  
1.452.342  
3.016.033  
69.804.806  
8.836.965  
13.087.702

*IF Value (US\$)*  
*Kumulatif*  
*Cum. Jan to date*

74.782.242  
248  
125.775.264  
2.224.265  
17.265  
17.522.778  
9.010.009  
40.296.849  
177.299  
21.154.223  
8.677.456  
58.729.951  
58.943.723  
131.839.805  
496.400.254  
373.505.535  
52.927.795  
518.092.080  
128.231.390  
159.694.118  
7.720.145  
3.762.743  
7.622.548  
12.445.674  
18.785.030  
25.403.265  
2.690.633  
229.426  
115.911  
11.977.100  
30.124.451  
118.142.792  
54.242.077  
221.014.874  
150.837.614  
8.772.459  
23.590.369  
696.682.992  
9.841.947  
285.787.976  
6.148.209  
93.257.330  
5.140.385  
11.682.152  
7.298.902  
7.688.696  
103.564.662  
26.764.964  
38.448.220  
60.846.589  
29.615.542  
1.230.903  
4.040.638  
163.365.395  
20.039.103  
13.644.563  
127.980.682  
103.505.211  
149.106.837  
35.129.495  
1.310.239  
63.987  
196.416.891  
84.744.267  
18.854.316



*IF Value (US\$)*  
*Kumulatif*  
*Cum. Jan to date*

365.664.991  
31.123.461  
144.110.571  
27.072.988  
20.889.035  
17.453.909  
42.192.021  
107.165.911  
61.933.078  
149.345.336  
180.552.070  
58.692.053  
20.778.259  
136.463.628  
94.565.233  
84.171.088  
119.320.602  
155.316.302  
354.198.445  
58.341.783  
1.079.637  
25.990.803  
1.157.208.011  
112.274.817  
780.548.424  
192.995.215  
3.254.514  
57.747.900  
1.137.031.822  
645.462.712  
103.923.971  
40.191.811  
110.952  
185.326.353  
81.072.009  
8.943.623  
1.515.138  
59.784.223  
27.975.953  
10.172.328  
17.835.639  
3.852.175  
8.044.593  
3.402.601  
528.868  
1.155.635  
591.456  
195.697  
31.616.610  
26.611.028  
26.351.151  
30.446.149  
8.617.767  
24.475.406  
31.678.730  
103.851.117  
23.896.452  
1.575.729  
20.578  
96.200.930  
13.178.556  
380.067  
64.668.833  
163.907.224  
7.708.630

*IF Value (US\$)*  
Kumulatif  
*Cum. Jan to date*

16.215.404  
18.567  
8.974.915  
93.001.587  
153.440.775  
2.535  
18.824.025  
**15.233.957.545**

<https://www.bps.go.id>

**K3. IMPOR KAWASAN BERIKAT / BOUNDED ZONE IMPORT  
MENURUT NEGARA ASAL / BY COUNTRY OF ORIGIN  
\*\* NOVEMBER / NOVEMBER 2009 \*\***

Kode Code	Negara Asal Country of Origin	Berat Bersih / Net Weight (Kg)		Nilai CIF / CIF Value (US\$)	
		Bulan ini Current month	Kumulatif Cum. Jan to date	Bulan ini Current month	Kumulatif Cum. Jan to date
111	JP JAPAN	37.008.311	404.760.502	265.819.929	2.458.208.608
112	HK HONG KONG	8.356.028	78.853.491	184.954.289	1.242.343.248
113	KP KOREA, DEM. PEOPLE'S REP.	4	26.867	403	271.420
114	KR KOREA, REPUBLIC OF	26.320.294	260.025.814	144.235.207	1.284.397.569
115	TW TAIWAN	13.290.247	166.795.045	55.165.305	603.382.110
116	CN CHINA	55.011.233	476.087.910	198.060.521	1.712.352.992
117	MN MONGOLIA	0	1.737	0	35.608
118	MO MACAU	35.044	884.676	165.008	3.783.008
120	PG PAPUA NEW GUINEA	0	419.435	0	192.853
121	TH THAILAND	81.868.955	620.248.624	59.811.862	571.477.263
122	SG SINGAPORE	59.233.271	805.377.820	360.284.246	4.185.359.753
123	PH PHILIPPINES	2.904.556	39.622.423	26.347.998	181.503.970
124	MY MALAYSIA	40.013.396	368.811.808	55.345.744	559.007.431
125	MM MYANMAR	10.855	759.521	30.651	2.998.613
126	KH CAMBODIA	20.750	133.898	128.171	756.057
127	BN BRUNEI DARUSSALAM	42.095	124.552	28.624	322.260
128	LA LAO PEOPLE'S DEM. REP.	0	11.190	0	65.669
130	BT BHUTAN	0	4.860	0	183.793
131	VN VIET NAM	1.693.862	16.137.788	11.618.135	109.752.223
133	IN INDIA	4.189.402	45.352.630	7.361.253	105.953.790
134	PK PAKISTAN	228.104	5.330.133	1.146.231	17.485.332
135	BD BANGLADESH	37.304	1.584.443	41.681	6.208.120
136	LK SRI LANKA	105.373	842.726	718.718	5.880.746
137	AF AFGHANISTAN	0	3	0	62
138	ID INDONESIA	0	32.846	0	209.874
142	IR IRAN (ISLAMIC REPUBLIC OF)	163.550	2.946.329	122.161	1.815.858
143	SA SAUDI ARABIA	7.802.576	67.558.844	7.304.731	60.841.471
144	IL ISRAEL	347	6.618	127.926	1.741.387
145	KW KUWAIT	2.793.356	31.912.639	2.439.378	22.469.403
146	JO JORDAN	16.380	49.696	12.285	232.637
148	LB LEBANON	16.850	35.883	12.637	69.685
151	YE YEMEN	0	82.927	0	453.963
152	OM OMAN	0	17.575	0	252.780
153	SY SYRIA ARAB REPUBLIC	0	1.620	0	40.549
154	TR TURKEY	223.066	2.144.848	451.153	5.718.048
155	AE UNITED ARAB EMIRATES	11.729.784	35.299.031	1.099.303	14.598.801
156	QA QATAR	75.580	1.301.357	106.212	1.010.065
157	BH BAHRAIN	40.000	484.977	66.903	874.623
158	CY CYPRUS	499.894	513.304	286.884	293.181
211	EG EGYPT	156.328	10.857.902	408.634	3.645.030
213	MA MOROCCO	42	13.626	4.870	155.742
214	TN TUNISIA	1	41.336	43	49.296
216	SD SUDAN	0	17.908	0	38.099
217	ER ERITREA	0	92	0	5.013
219	NA NAMIBIA	0	9.953	0	309.761
221	ET ETHIOPIA	0	1.396	0	107.732
222	TZ TANZANIA, UNITED REP. OF	99.245	1.067.989	138.388	1.603.052
223	MG MADAGASCAR	0	385	0	6.302
225	KE KENYA	4	1.227.331	22	1.018.662
226	RE REUNION	0	11.373	0	31.174
227	MZ MOZAMBIQUE	234.783	238.727	683.252	740.410
230	TG TOGO	332.040	869.226	453.116	1.212.568
231	GH GHANA	0	130	0	10.813
232	LR LIBERIA	1	1.379	1	20.706
234	AO ANGOLA	480.000	480.000	2.080.800	2.080.800
235	CG CONGO	0	5.986	0	21.624
236	CM CAMEROON	13.037	189.482	30.819	291.704
237	NG NIGERIA	0	118.254	0	152.966
239	GA GABON	13	105.656	13.187	269.204
240	CI COTE D'IVOIRE	199.947	1.540.189	273.848	1.963.503
241	SN SENEGAL	184	2.325	13.160	15.875
242	MR MAURITANIA	0	2.430	0	20.875

**K3. IMPOR KAWASAN BERIKAT / BOUNDED ZONE IMPORT  
MENURUT NEGARA ASAL / BY COUNTRY OF ORIGIN  
\*\* NOVEMBER / NOVEMBER 2009 \*\***

Kode Code	Negara Asal Country of Origin	Berat Bersih / Net Weight (Kg)		Nilai CIF / CIF Value (US\$)	
		Bulan ini Current month	Kumulatif Cum. Jan to date	Bulan ini Current month	Kumulatif Cum. Jan to date
243	ML MALI	243	285	1.897	4.144
244	BJ BENIN	0	726.695	0	900.997
245	BF BURKINA FASO	567.223	771.614	743.697	1.086.376
248	VI U.S. VIRGIN ISLANDS	0	395	0	4.915
249	SC SEYCHELLES	5.747	5.808	4.561	254.326
251	UG UGANDA	0	44.691	0	55.468
252	CF CENTRAL AFRICAN REPUBLIC	0	38.236	0	192.100
253	NE NIGER	1.116	38.476	21.697	54.908
255	DJ DJIBOUTI	0	5.175	0	141.527
256	SH SAINT HELENA	3	48.753	984	147.401
260	SZ SWAZILAND	99	8.623	16.088	460.568
261	ZA SOUTH AFRICA	1.968.837	66.912.003	3.223.335	53.747.660
262	ZW ZIMBABWE	99.759	508.280	137.675	1.247.966
263	ZM ZAMBIA	201.154	201.154	277.164	277.164
267	MU MAURITIUS	1.082	6.486.082	132.483	7.549.408
269	ZR ZAIRE	0	53	0	40
298	VG VIRGIN ISLANDS (BRITISH)	0	7.731.117	0	473.339
311	AU AUSTRALIA	9.049.602	196.293.954	13.042.602	201.492.000
312	NZ NEW ZEALAND	1.960.067	21.747.509	899.049	12.192.785
322	NC NEW CALEDONIA	0	500	0	6.024
329	ON OTH.OCEANIA	0	73	0	2.093
331	AS AMERICAN SAMOA	60.507	1.198.072	98.919	1.619.648
332	CK COOK ISLANDS	5.428	137.190	459.351	2.823.876
333	FJ FIJI	0	2.753	0	64.611
336	WS SAMOA	68	43.885	1.702	196.838
339	TV TUVALU	8	229	66	4.226
342	CC COCOS (KEELING) ISLANDS	0	10.000	0	8.040
343	TK TOKELAU	0	17.588	0	37.169
411	US UNITED STATES	9.298.124	296.379.923	72.445.529	589.454.837
412	CA CANADA	133.768	3.652.064	753.200	12.549.335
421	MX MEXICO	73.454	1.044.113	499.823	5.384.059
422	GT GUATEMALA	0	85.629.970	0	30.057.757
423	HN HONDURAS	0	4.643	0	96.494
424	NI NICARAGUA	0	160	0	11.000
425	PA PANAMA	0	99.269	0	514.793
427	CB CURACAO	1.148	1.629	91.751	108.076
428	SR SURINAME	0	10	0	3.242
431	CL CHILE	6.092.134	45.902.309	3.675.464	25.871.209
432	VE VENEZUELA	0	60	0	4.518
433	AR ARGENTINA	450.735	14.079.967	439.405	18.120.082
434	BR BRAZIL	1.459.161	227.532.623	3.167.186	130.234.591
435	CO COLOMBIA	1.010	843.100	4.283	484.276
436	BO BOLIVIA	0	493	0	826.523
437	UY URUGUAY	0	403.602	0	78.659
438	PY PARAGUAY	0	1.151.349	0	1.415.991
441	EC ECUADOR	0	45	0	6.623
442	PE PERU	15.376	20.072.550	33.828	6.924.266
444	TT TRINIDAD AND TOBAGO	0	101	0	13.755
446	JM JAMAICA	1	24.866	10	92.399
447	PR PUERTO RICO	1.274	13.372	32.380	2.492.057
449	DO DOMINICAN REPUBLIC	9.634	53.731	131.000	278.686
450	SV EL SALVADOR	0	19.667.401	0	7.347.709
451	CR COSTA RICA	0	32.484	0	494.260
453	BB BARBADOS	0	18.980	0	4.005
454	AG ANTIGUA AND BARBUDA	0	11.935	0	444.430
458	CV CAPE VERDE	0	14.933	0	45.526
459	KY CAYMAN ISLANDS	0	471	0	92.522
460	DM DOMINICA	0	49.744	0	65.619
462	GF FRENCH GUIANA	0	13.000	0	46
466	MQ MARTINIQUE	0	19.641	0	93.088
467	AN NETHERLANDS ANTILLES	505	104.549	3.723	366.727
469	LC SAINT LUCIA	714	6.217	15.177	68.307

**K3. IMPOR KAWASAN BERIKAT / BOUNDED ZONE IMPORT  
MENURUT NEGARA ASAL / BY COUNTRY OF ORIGIN  
\*\* NOVEMBER / NOVEMBER 2009 \*\***

Kode Code	Negara Asal Country of Origin	Berat Bersih / Net Weight (Kg)		Nilai CIF / CIF Value (US\$)		
		Bulan ini Current month	Kumulatif Cum. Jan to date	Bulan ini Current month	Kumulatif Cum. Jan to date	
470	SM	SAN MARINO	0	793	0	5.808
511	GB	UNITED KINGDOM	590.695	10.339.698	3.611.160	48.753.221
512	NL	NETHERLANDS	1.175.934	13.792.422	4.838.533	91.135.116
513	FR	FRANCE	1.516.200	10.494.675	9.026.412	96.569.252
514	DE	GERMANY, FED. REP. OF	3.603.654	45.066.668	24.133.092	273.085.571
515	AT	AUSTRIA	584.485	3.410.500	12.284.584	98.448.348
516	BE	BELGIUM	1.180.602	10.423.227	1.505.324	44.692.625
517	CH	SWITZERLAND	2.053.080	4.202.939	4.809.355	19.407.988
518	LU	LUXEMBOURG	575.000	2.675.858	138.080	2.577.210
521	DK	DENMARK	42.819	499.727	234.653	6.072.589
522	NO	NORWAY	34.361	21.452.605	2.551.257	32.594.223
523	SE	SWEDEN	3.289.062	11.210.286	3.926.231	16.952.473
524	FI	FINLAND	134.147	6.112.787	824.458	22.065.286
525	IE	IRELAND	441	97.598	26.630	539.494
526	IT	ITALY	620.135	10.812.465	4.232.038	65.774.986
527	ES	SPAIN	186.328	1.244.296	935.321	12.355.985
528	PT	PORTUGAL	18.103	469.726	84.843	1.164.201
529	IS	ICELAND	0	654	0	6.431
530	MS	MONTSERRAT	0	9.940	0	1.257.843
531	GR	GREECE	44.042	2.853.771	19.773	5.181.462
532	VA	VATICAN CITY STATE	0	9.434	0	16.662
533	AD	ANDORRA	0	50.378	0	279.720
534	LI	LIECHTENSTEIN	0	1.108	0	35.704
540	CD	DEMOCRATIC REP. OF THE CONGO	223.961	489.827	472.077	1.053.487
542	HU	HUNGARY	25.721	343.414	157.335	3.416.499
543	PL	POLAND	56.756	1.614.734	340.878	5.577.838
544	RO	ROMANIA	19.907	2.064.050	75.185	6.842.289
545	BG	BULGARIA	6.791	561.841	41.506	1.407.464
547	YU	SERBIA	0	102	0	145
548	AL	ALBANIA	0	8.260	0	35.214
549	AM	ARMENIA	0	7	0	212
552	KZ	KAZAKHSTAN	0	539	0	1.500
553	KG	KYRGYZSTAN	0	57.402	0	112.057
555	TJ	TAJIKISTAN	105	106	13.730	16.468
557	UA	UKRAINE	2.492.607	74.319.482	1.554.399	43.926.744
559	LT	LITHUANIA	0	11.300	0	6.720
560	LV	LATVIA	43.200	109.121	270.000	538.817
561	EE	ESTONIA	0	24.300	0	48.375
562	GE	GEORGIA	80	5.884	4.377	6.408.507
563	HR	CROATIA	1.873	12.182	18.037	153.104
565	MT	MALTA	417	34.340	77.450	406.539
566	SK	SLOVAKIA	60.763	219.531	412.628	3.108.300
567	SI	SLOVENIA	15.608	317.650	121.309	2.917.266
568	CZ	CZECH REPUBLIC	15.676	389.932	780.063	9.261.196
570	MK	REP. OF MACEDONIA	0	1	0	595
572	RU	RUSSIA FEDERATION	820.081	11.047.991	1.844.055	14.339.193
<b>TOTAL IMPOR</b>			<b>406.136.707</b>	<b>4.718.061.513</b>	<b>1.567.112.491</b>	<b>15.233.957.545</b>

**K4. IMPOR KAWASAN BERIKAT / BOUNDED ZONE IMPORT**  
**MENURUT PROPINSI DAN PELABUHAN IMPOR / BY PROVINCE AND PORT OF IMPORTATION**  
**\*\* NOVEMBER / NOVEMBER 2009 \*\***

Kode Code	Propinsi / Pelabuhan Impor Province / Port of Impotation	Berat Bersih / <i>Net Weight (Kg)</i>		Nilai CIF / <i>CIF Value (US\$)</i>	
		Bulan ini <i>Current month</i>	Kumulatif <i>Cum. Jan to date</i>	Bulan ini <i>Current month</i>	Kumulatif <i>Cum. Jan to date</i>
	<b>NANGROE ACEH DARUSSALAM</b>	<b>19.998</b>	<b>19.998</b>	<b>123.868</b>	<b>123.868</b>
111	IDTPK TAPAKTUAN	19.998	19.998	123.868	123.868
	<b>SUMATERA UTARA</b>	<b>6.661.475</b>	<b>78.745.156</b>	<b>9.714.782</b>	<b>136.598.736</b>
144	IDBLW BELAWAN	6.659.774	78.695.613	9.580.302	135.481.079
166	IDMES MEDAN / POLONIA (U)	1.701	36.641	134.480	1.089.260
167	IDMDN MEDAN (POS)	0	2	0	2.797
170	IDKTJ KUALA TANJUNG	0	12.900	0	25.600
	<b>RIAU</b>	<b>43.340.317</b>	<b>355.737.122</b>	<b>18.725.884</b>	<b>180.355.057</b>
225	IDDUM DUMAI	2.597.673	58.188.421	2.929.995	57.358.375
228	IDBLS BENGKALIS	0	173.072	0	72.041
235	IDSUQ SUNGAI GUNTUNG	0	4.428.631	0	10.250.722
242	IDTEM TEMBILAHAN	0	2.207.592	0	4.071.809
243	IDKEN KUALA ENOK	0	37.113	0	72.987
261	IDPKU SIMPANG TIGA (U)	10	582	11.256	168.914
277	IDBUN BUATAN	40.742.634	290.701.711	15.784.633	108.360.209
	<b>KEPULAUAN RIAU</b>	<b>108.183.425</b>	<b>1.396.785.982</b>	<b>525.293.026</b>	<b>5.886.989.792</b>
248	IDTBK TANJUNG BALAI KARIMUN	2.408.002	2.408.002	5.837.442	5.837.442
251	IDTPN TANJUNG PINANG	6.700	139.995	6.327.700	9.537.375
258	IDBTU BATU AMPAR	57.035.513	794.464.193	285.891.391	3.256.208.171
262	IDTNJ KIJANG (U)	0	22.697	0	6.816.189
265	IDSKP SEKUPANG	12.241.460	159.057.819	134.455.527	1.582.641.728
267	IDKAB KABIL/PANAU	36.407.452	439.829.718	64.589.854	750.727.778
271	IDBTH HANG NADIM (U)	84.298	863.558	28.191.112	275.221.109
	<b>JAMBI</b>	<b>0</b>	<b>2.220.416</b>	<b>0</b>	<b>2.064.685</b>
291	IDKTK KUALA TUNGKAL	0	2.220.416	0	2.064.685
	<b>SUMATERA SELATAN</b>	<b>0</b>	<b>240.377</b>	<b>0</b>	<b>389.017</b>
340	IDMRI MUSI RIVER/BOOM BARU	0	240.377	0	389.017
	<b>DKI JAKARTA</b>	<b>150.522.634</b>	<b>1.469.009.956</b>	<b>887.174.366</b>	<b>7.615.595.943</b>
431	IDTPP TANJUNG PRIOK	129.396.119	1.325.541.509	623.934.485	5.704.042.585
432	IDKLB KALIBARU	17.833.391	116.698.351	1.744.333	29.141.626
433	IDJKT JAKARTA / PASAR IKAN	28	801	162	47.075
434	IDCGK SOEKARNO-HATTA (U)	3.292.679	26.742.106	261.481.828	1.881.022.223
435	IDPSB JKT./ POS PASAR BARU	1	149	340	10.139
436	IDHLP HALIM PERDANA KUSUMA (U)	416	27.040	13.218	1.332.295
	<b>BANTEN</b>	<b>0</b>	<b>783.207.997</b>	<b>0</b>	<b>346.260.099</b>
461	IDMRK MERAK	0	96.135.725	0	56.477.963
473	IDCGD CIGADING	0	687.072.272	0	289.782.136
	<b>JAWA BARAT</b>	<b>0</b>	<b>1.326</b>	<b>0</b>	<b>43.582</b>
463	IDCBN CIREBON/PENGGUNG (U)	0	56	0	1.917
466	IDBDO HUSEIN SASTRANEGARA	0	304	0	1.945
468	IDBND GEDE BAGE-BANDUNG (POS)	0	932	0	30.742
470	IDCRB CIREBON (POS)	0	34	0	8.978
	<b>JAWA TENGAH</b>	<b>15.189.194</b>	<b>142.806.328</b>	<b>54.712.772</b>	<b>439.614.233</b>
494	IDTES TANJUNG EMAS	15.179.441	130.694.932	54.581.092	434.415.105
495	IDCXP CILACAP	0	12.000.000	0	3.647.998
496	IDSRG ACHMAD YANI (U)	9.154	71.299	114.899	877.472
497	IDS MR SEMARANG (POS)	6	30.684	1.120	347.489
498	IDSOC JEBRES/ADI SUMARMO	593	9.413	15.661	326.169
	<b>DI YOGYAKARTA</b>	<b>731</b>	<b>29.935</b>	<b>17.329</b>	<b>118.371</b>
531	IDJOG ADI SUCIPTO (U)	524	5.528	4.856	95.054
532	IDJOK YOGYAKARTA (POS)	207	24.407	12.473	23.317

**K4. IMPOR KAWASAN BERIKAT / BOUNDED ZONE IMPORT**  
**MENURUT PROPINSI DAN PELABUHAN IMPOR / BY PROVINCE AND PORT OF IMPORTATION**  
**\*\* NOVEMBER / NOVEMBER 2009 \*\***

Kode Code	Propinsi / Pelabuhan Impor Province / Port of Impotation	Berat Bersih / <i>Net Weight (Kg)</i>		Nilai CIF / <i>CIF Value (US\$)</i>	
		Bulan ini <i>Current month</i>	Kumulatif <i>Cum. Jan to date</i>	Bulan ini <i>Current month</i>	Kumulatif <i>Cum. Jan to date</i>
	<b>JAWA TIMUR</b>	<b>82.155.568</b>	<b>471.630.389</b>	<b>69.639.954</b>	<b>542.354.385</b>
563	IDTPE TANJUNG PERAK	81.705.970	464.724.783	63.179.633	489.927.348
564	IDPAZ PASURUAN	0	395.097	0	1.197.955
565	IDPRO PROBOLINGGO	0	160.156	0	1.345.636
567	IDBJU BANYUWANGI	0	3.840.000	0	4.957.550
587	IDSUB JUANDA (U)-SURABAYA	94.740	627.080	5.438.423	37.725.084
588	IDSUR SURABAYA (POS)	354.858	1.849.970	1.021.898	6.938.968
592	IDRAM RAMBIPUJI-JEMBER	0	33.303	0	261.844
	<b>BALI</b>	<b>19.525</b>	<b>499.642</b>	<b>1.593.053</b>	<b>22.961.084</b>
613	IDBOA BENOA/LOLOAN	0	203.920	0	4.295.681
620	IDDPS NGURAH RAI (U)	19.525	295.722	1.593.053	18.665.403
	<b>KALIMANTAN TIMUR</b>	<b>0</b>	<b>16.175.046</b>	<b>0</b>	<b>58.637.391</b>
803	IDBPP BALIKPAPAN	0	48.692	0	724.482
805	IDSRD SAMARINDA	0	56	0	322
813	IDTSG TANJUNG SANGATA	0	16.126.298	0	57.912.587
	<b>SULAWESI UTARA</b>	<b>43.840</b>	<b>951.843</b>	<b>117.457</b>	<b>1.851.302</b>
835	IDBIT BITUNG	43.797	931.185	117.321	1.773.972
843	IDMDC SAM RATULANGI (U)	43	20.658	136	77.330
	<b>TOTAL IMPOR</b>	<b>406.136.707</b>	<b>4.718.061.513</b>	<b>1.567.112.491</b>	<b>15.233.957.545</b>