



Katalog BPS: 8202006

BULETIN

STATISTIK PERDAGANGAN LUAR NEGERI
FOREIGN TRADE STATISTICAL BULLETIN

IMPOR / IMPORTS

November
November **2011**



BADAN PUSAT STATISTIK

BULETIN

STATISTIK PERDAGANGAN LUAR NEGERI
FOREIGN TRADE STATISTICAL BULLETIN

IMPOR / IMPORTS

November
***November* 2011**



Buletin
STATISTIK PERDAGANGAN LUAR NEGERI
FOREIGN TRADE STATISTICAL BULLETIN
IMPOR/IMPORTS

November/November 2011

No. Publikasi / Publication Number : 06120.

No. ISSN / ISSN : 0126-3668

Katalog BPS / BPS Catalogue : 8202006

Ukuran Buku / Book Size : 21 Cm x 28 Cm

Jumlah Halaman / Number of pages : 180 halaman/pages

Naskah / Manuscript :

Subdirektorat Statistik Impor

Subdirectorate of Import Statistics

Gambar Kulit / Cover Design :

Subdirektorat Publikasi dan Kompilasi Statistik

Subdirectorate of Statistical Publication and Compilation

Diterbitkan oleh / Published by :

Badan Pusat Statistik, Jakarta-Indonesia

BPS - Statistics Indonesia

Dicetak oleh / Printed by :

Boleh dikutip dengan menyebut sumbernya

May be cited with reference to the source

KATA PENGANTAR

Publikasi Statistik Impor November 2011 merupakan kelanjutan dari publikasi sebelumnya yang diterbitkan secara bulanan oleh Badan Pusat Statistik Republik Indonesia (BPS-RI). Data yang disajikan dalam publikasi ini, mencakup :

- A. Impor menurut Golongan Barang HS, Golongan Barang SITC, Komoditi (HS), Negara Asal, Pelabuhan Impor, Negara Asal dan Lima Golongan Barang Utama SITC 3 digit, Komoditi tertentu dan Negara Asal Utama
- B. Impor Kawasan Berikat menurut Golongan Barang HS 2 digit, Golongan Barang SITC, Negara Asal, Provinsi dan Pelabuhan Impor

Ucapan terima kasih dan penghargaan yang setinggi-tingginya disampaikan kepada Direktorat Jenderal Bea dan Cukai, Kementerian Keuangan dan Bank Indonesia yang telah secara teratur dan berkesinambungan mengirimkan dokumen PIB, serta PT. Pertamina yang telah memberikan data impor minyak dan gas secara rutin. Selanjutnya, kepada semua pihak yang juga telah membantu BPS-RI sehingga memungkinkan diterbitkannya publikasi ini diucapkan terima kasih.

Akhirnya, kami mengharapkan semoga publikasi ini bermanfaat bagi pengguna data.

Jakarta, Februari 2012

Badan Pusat Statistik

Deputi Bidang Statistik Distribusi dan Jasa,



Djamal, S.E., M.Sc

NIP. 195203151975031003

FOREWORD

The monthly publication of import statistics, is a sequential issue from the preceding publication which developed by The BPS-Statistics of the Republic of Indonesia. This Publication covered:

- A. Import by HS Commodity Groups, SITC Commodity Groups, Commodity (HS), Country of Origin, Port of Importation, Country of Origin and Five Major SITC Commodity Group, Certain Commodities import by Main Country of Origin
- B. Bonded Zone import by Commodity 2 Digits HS, by SITC Commodity Group, Country of Origin, by Province and port of Importation

Deeply gratitude and the highest appreciation are due to the Directorate General of Custom, Ministry of Finance and Bank of Indonesia of their contribution of regularly in sending documents, and also to PT. Pertamina for the best cooperation in supporting data of oil and gas so that BPS published this edition successfully.

Finally, it is hoped that this publication would be useful for users.

Jakarta, February 2012
BPS-Statistics Indonesia
Distribution and Service Statistics



Djamal, S.E., M.Sc
Deputy of Director General

PENJELASAN

1. DAERAH PENCATATAN

Daerah pencatatan statistik dalam publikasi ini meliputi seluruh wilayah Republik Indonesia.

2. SUMBER DOKUMEN

Statistik dikumpulkan berdasarkan dokumen impor (Pemberitahuan Impor Barang (PIB - BC 2.0) dan Pemberitahuan Pengangkutan Barang Impor (PPBI – BC 2.3) yang diisi oleh importir. Dokumen PIB - BC 2.0 dan PPBI - BC 2.3 diterima dari Bea dan Cukai dan berlaku sejak April 1997 berdasarkan Surat Keputusan Menteri Keuangan nomor 101/KMK.05/1997 tanggal 10 Maret 1997.

3. SISTEM PERDAGANGAN

Sistem pencatatan Statistik Perdagangan Luar Negeri mempergunakan Sistem Perdagangan Umum (*the General Trade System*) atau dengan Sistem Perdagangan Khusus (*the Special Trade System*). Dalam Sistem Perdagangan Umum, Kawasan Berikat dianggap sebagai "dalam negeri", sedangkan dalam Sistem Perdagangan Khusus, dianggap sebagai "luar negeri". Sejak Januari 2008, sistem pencatatan Statistik Impor menggunakan Sistem Perdagangan Umum.

4. RUANG LINGKUP

Pencatatan Statistik Impor meliputi seluruh barang-barang yang masuk ke wilayah Indonesia.

5. KASUS KHUSUS

Sebagian impor kapal laut dan pesawat beserta suku cadangnya termasuk dalam Statistik Impor.

Barang-barang luar negeri yang diolah atau diperbaiki didalam negeri tetap dicatat sebagai barang impor, meskipun setelah barang tersebut selesai diproses akan kembali ke luar negeri (*re-ekspor*).

Barang-barang di bawah ini tidak termasuk di dalam Statistik Impor:

- a. Pakaian dan barang-barang perhiasan penumpang.
- b. Barang-barang penumpang untuk dipakai sendiri, kecuali lemari es, pesawat TV dan sebagainya.
- c. Barang-barang yang diimpor untuk keperluan perwakilan (kedutaan) suatu negara.
- d. Barang-barang untuk ekspedisi dan ekshibisi/pameran.
- e. Sebagian barang-barang yang langsung diimpor oleh angkatan bersenjata.
- f. Pembungkus/peti kemas.
- g. Uang dan surat-surat berharga.
- h. Barang-barang sebagai contoh.

6. SISTEM PENGOLAHAN

Data dalam publikasi ini mencakup dokumen PIB selama November 2011 yang diterima oleh Badan Pusat Statistik sampai akhir Desember 2011. Sistem pengolahan menggunakan *Carry Over*. Dengan metode ini dokumen-dokumen dari Bea dan Cukai ditunggu selama satu bulan setelah bulan berjalan. Dokumen-dokumen yang datang terlambat akan dimasukkan dalam bulan pengolahan berikutnya.

7. KLASIFIKASI JENIS BARANG

Penggolongan barang yang digunakan di dalam statistik impor adalah klasifikasi Barang Impor yang berdasarkan pada Buku Tarif Bea Masuk Indonesia 2007 (BTBMI 2007) yang mengacu pada amandemen keempat dari World Customs Organization (WCO) sebagai lembaga Internasional yang menyusun klasifikasi Harmonized System (HS). Disamping menggunakan HS sebagai klasifikasi jenis barang, juga digunakan Standard International Trade Classification (SITC) Revisi 4.

8. PERIODE REFERENSI

Periode penentuan impor adalah tanggal penyelesaian dokumen oleh pejabat-pejabat Bea dan Cukai yang terdapat dalam dokumen impor.

9. NILAI BARANG

Nilai barang dinyatakan dalam nilai CIF (US\$) dan nilai Kurs November 2011 yang digunakan adalah US\$ 1 = Rp.9.009,-

10. SATUAN BARANG

Berat barang impor adalah berat bersih dan dinyatakan dalam Kg.

11. NEGARA ASAL

Negara asal adalah negara dimana barang-barang tersebut dihasilkan yang dokumennya setelah diperiksa oleh pejabat Bea dan Cukai dan dinyatakan sesuai dengan peraturan yang berlaku.

EXPLANATORY NOTES

1. AREA RECORDINGS

The statistical recording area in this publication covers the entire territory of the Republic of Indonesia.

2. SOURCE OF DOCUMENTS

Statistics are compiled based on Import Declaration Form (Pemberitahuan Impor Barang (PIB-BC 2.0) or Pemberitahuan Pengangkutan Barang Impor (PPBI-BC 2.3)) of Import documents that are filled by importers. The PIB documents received from Customs and Excise, prevailing on April 1, 1997, based on Minister of Finance Decree No. 101/KMK.05/1997, March 10, 1997.

3. TRADE SYSTEM

The systems of recording Foreign Trade Statistics apply the General Trade System or the Special Trade System. In the General Trade System, the Bonded Zone is regarded as "*Domestic*", while in the Special Trade System; the Bonded Zone is regarded as "*Abroad*". Since January 2008, the systems of recording import Statistics have applied the General Trade System.

4. COVERAGE

The recording Import Statistics covers all goods entering the Indonesian territory.

5. PARTICULAR CASES

5.1 Part of importation of sea vessels and airplanes and their spare parts are included in the Import Statistics.

5.2 Overseas goods which are processed or modified in Indonesian Country are recorded as importation, although after the goods finish process will return to abroad (re-exports).

5.3 The goods here under are not included in the Import Statistics:

- a. Clothes and jewelry of passengers.
- b. Luggage of passengers of own use, except refrigerators, television sets, etc.
- c. Goods imported for the use of foreign countries representations (embassies).
- d. Goods for expeditions and exhibition shows.
- e. A part of the goods directly imported by armed forces.
- f. Packing's containers to be refilled.
- g. Bank notes and securities.
- h. Sample goods.

6. PROCESSING SYSTEM

The data in this publication covers documents of November 2011 were received by the BPS to the end of December, 2011. The documents are processed using a carry over system. The deadline for the acceptance of documents of a certain month is one month after the reference period, which means the end of the following month. The documents accepted after the deadline is considered as the document of the following month.

7. COMMODITY CLASSIFICATION

The classification of goods in this publication applies the 2007 Indonesia's Tariff Classification, based on fourth amendment from World Customs Organization (WCO) as an International Organization who arranged the Classification of Harmonized System (HS). Besides applying the HS, the Standard International Trade Classification (SITC) Revised 4 is also applied in the classification of goods.

8. REFERENCE PERIOD

The period of import determination is the date of settlement/completion by the Customs and Excise Officials as stated in the Import documents.

9. COMMODITY VALUATION

The values recorded, are the CIF value (US\$). The exchange rate use for November 2011, US\$1 = Rp.9.009,-

10. UNIT OF COMMODITY

The net weight imported of goods are present to Kg.

11. COUNTRY OF ORIGIN

Country of origin is the country in which the goods have been produced, after being verified by Customs and Excise Officials, pursuant to the prevailing regulations

DAFTAR ISI/CONTENTS

	Halaman/Page
KATA PENGANTAR/FOREWORD	iii-iv
PENJELASAN/EXPLANATORY NOTES	v-viii
DAFTAR ISI/CONTENTS	ix
RINGKASAN/SUMMARY	xi-xix
Tabel/Table I-1. Import Menurut Golongan Barang HS/ <i>Import by HS Commodity Groups</i>	
Menurut 21 Golongan Barang HS/ <i>By 21 HS Commodity Groups</i>	1
Menurut Golongan Barang 2 Dijit HS/ <i>By Commodity Groups 2 Digit</i>	
<i>Code HS</i>	2
Menurut 40 Golongan Barang HS Terbesar/ <i>By 40 Biggest</i>	
<i>Commodities 10 Digit HS Code</i>	3
Tabel/Table I-2. Impor Menurut Golongan Barang SITC/ <i>Import by SITC Commodity</i>	
<i>Groups</i>	4-8
Tabel/Table I-3. Impor Menurut Komoditi (HS)/ <i>Import by Commodity (HS)</i>	9-120
Tabel/Table I-4. Impor Menurut Negara Asal/ <i>Import by Country of Origin</i>	121-123
Tabel/Table I-5. Impor Menurut Pelabuhan Impor/ <i>Import by Port of Importation</i>	124-126
Tabel/Table I-6. Impor Menurut Negara Asal dan Lima Golongan Barang (SITC)	
Utama/ <i>Import by Country of Origin and Five Major SITC Commodity</i>	
<i>Group</i>	127-153
Tabel/Table I-7. Impor Komoditi Tertentu Menurut Negara Asal Utama/ <i>Certain</i>	
<i>Commodities Import by Main Country of Origin</i>	154-157
Tabel/Table K1. Import Kawasan Berikat Menurut Golongan Barang 2 Dijit HS/ <i>Bonded</i>	
<i>Zone Import by Commodity 2 Digits HS</i>	158-159
Tabel/Table K2. Impor Kawasan Berikat Menurut Golongan Barang SITC/	
<i>Bonded Zone Import by SITC Commodity Group</i>	160-165
Tabel/Table K3. Impor Kawasan Berikat Menurut Negara Asal/ <i>Bonded Zone</i>	
<i>Import by Country of Origin</i>	166-169
Tabel/Table K4. Impor Kawasan Berikat Menurut Provinsi dan Pelabuhan Impor/	
<i>Bonded Zone Import by Province and Port of Importation</i>	170

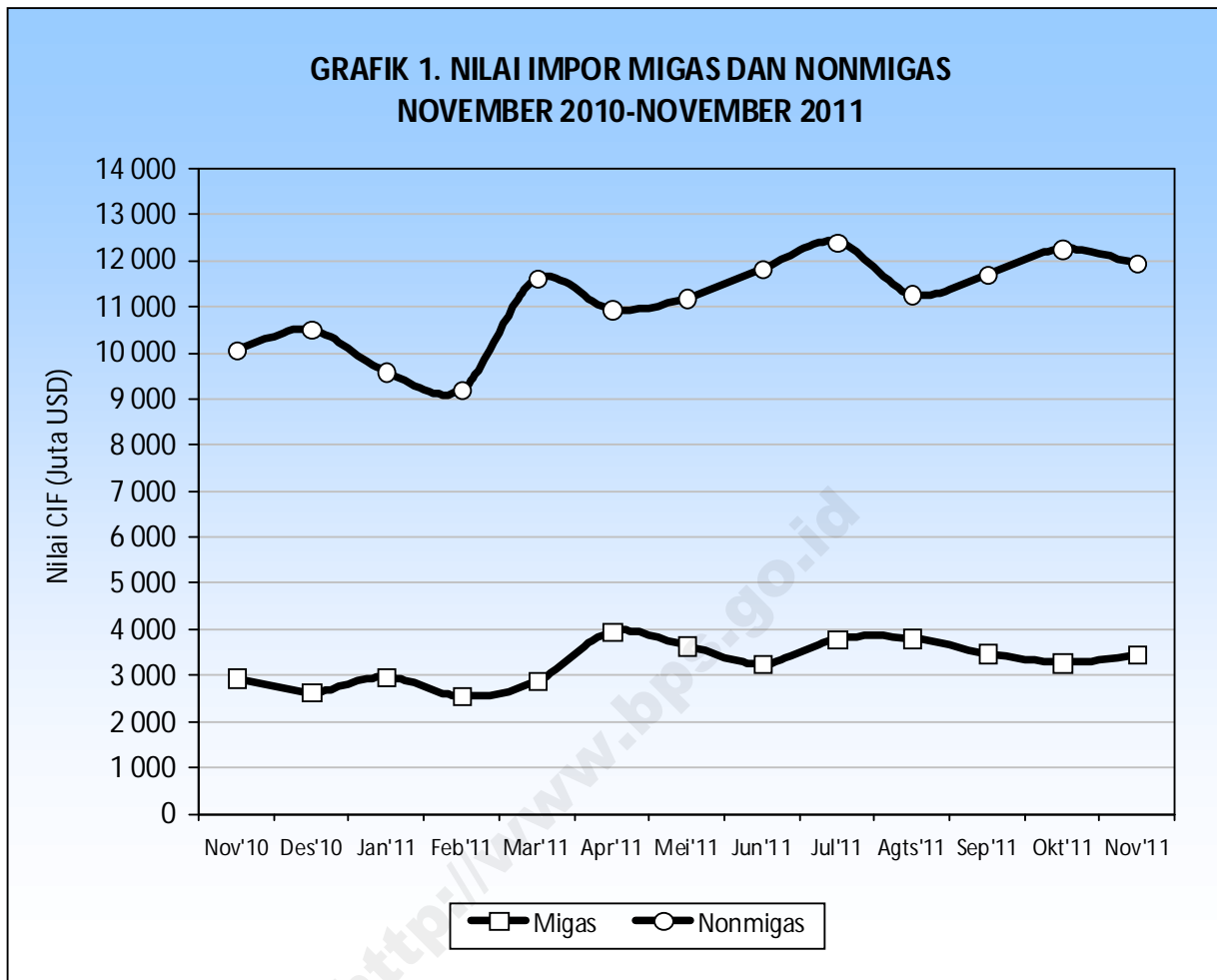
RINGKASAN

Pada November 2011 nilai impor mencapai USD15.393,9 juta yang terdiri dari impor melalui Kawasan Berikat sebesar USD1.971,1 juta (12,80 persen) dan di Luar Kawasan Berikat sebesar USD13.422,8 juta (87,20 persen). Nilai impor migas Indonesia mencapai USD3.450,1 juta atau 22,41 persen dari total impor Indonesia. Sedangkan nilai impor nonmigas Indonesia mencapai USD11.943,8 juta dan memberikan peranan sebesar 77,59 persen terhadap total impor Indonesia.

**TABEL 1. IMPOR MIGAS DAN NONMIGAS
NOVEMBER 2010 – NOVEMBER 2011**

Tahun/Bulan	Migas		Nonmigas		Total		
	Indonesia	Kawasan Berikat	Indonesia	Kawasan Berikat	Indonesia	Kawasan Berikat	
Nilai CIF (Juta USD)							
2010	November	2 947,0	28,1	10 060,6	1 859,3	13 007,6	1 887,4
	Desember	2 643,0	5,5	10 503,7	1 881,1	13 146,7	1 886,6
2011	Januari	2 971,8	9,6	9 586,9	1 801,3	12 558,7	1 810,9
	Februari	2 544,7	8,5	9 205,2	1 499,1	11 749,9	1 507,6
	Maret	2 876,9	135,8	11 609,3	2 033,3	14 486,2	2 169,1
	April	3 954,0	5,5	10 934,2	1 922,3	14 888,2	1 927,8
	Mei	3 647,8	74,5	11 178,1	1 975,9	14 825,9	2 050,4
	Juni	3 244,6	6,9	11 827,4	1 799,3	15 072,0	1 806,2
	Juli	3 799,5	3,4	12 407,8	2 038,3	16 207,3	2 041,7
	Agustus	3 808,5	15,2	11 266,9	1 758,9	15 075,4	1 774,1
	September	3 477,2	50,0	11 691,9	1 558,3	15 169,1	1 608,3
	Oktober	3 279,1	8,0	12 254,3	2 119,6	15 533,4	2 127,6
	November	3 450,1	13,1	11 943,8	1 958,0	15 393,9	1 971,1
Peranan Terhadap Total Impor (%)							
2010	November	22,66	1,49	77,34	98,51	100,00	100,00
	Desember	20,10	0,29	79,90	99,71	100,00	100,00
2011	Januari	23,66	0,53	76,34	99,47	100,00	100,00
	Februari	21,66	0,56	78,34	99,44	100,00	100,00
	Maret	19,86	6,26	80,14	93,74	100,00	100,00
	April	26,56	0,29	73,44	99,71	100,00	100,00
	Mei	24,60	3,63	75,40	96,37	100,00	100,00
	Juni	21,53	0,38	78,47	99,62	100,00	100,00
	Juli	23,44	0,17	76,56	99,83	100,00	100,00
	Agustus	25,26	0,86	74,74	99,14	100,00	100,00
	September	22,92	3,11	77,08	96,89	100,00	100,00
	Oktober	21,11	0,38	78,89	99,62	100,00	100,00
	November	22,41	0,66	77,59	99,34	100,00	100,00

Dari total nilai impor migas Indonesia, impor melalui Kawasan Berikat hanya sebesar USD13,1 juta atau 0,38 persen, sedangkan sisanya sebanyak USD3.437,0 juta (99,62 persen) di Luar Kawasan Berikat. Sementara itu, nilai impor nonmigas di Luar Kawasan Berikat mencapai USD9.985,8 juta atau 83,61 persen dan yang melalui Kawasan Berikat sebesar USD1.958,0 juta (16,39 persen).



Dilihat dari peranannya, selama tiga belas bulan terakhir impor migas memberikan kontribusi rata-rata 22,75 persen per bulan dan impor nonmigas sebesar 77,25 persen per bulan. Sementara itu, pada November 2011 peranan impor migas mencapai 22,41 persen yang berarti angka tersebut berada di bawah rata-rata. Sebaliknya peranan impor nonmigas berada di atas rata-rata yaitu 77,59 persen.

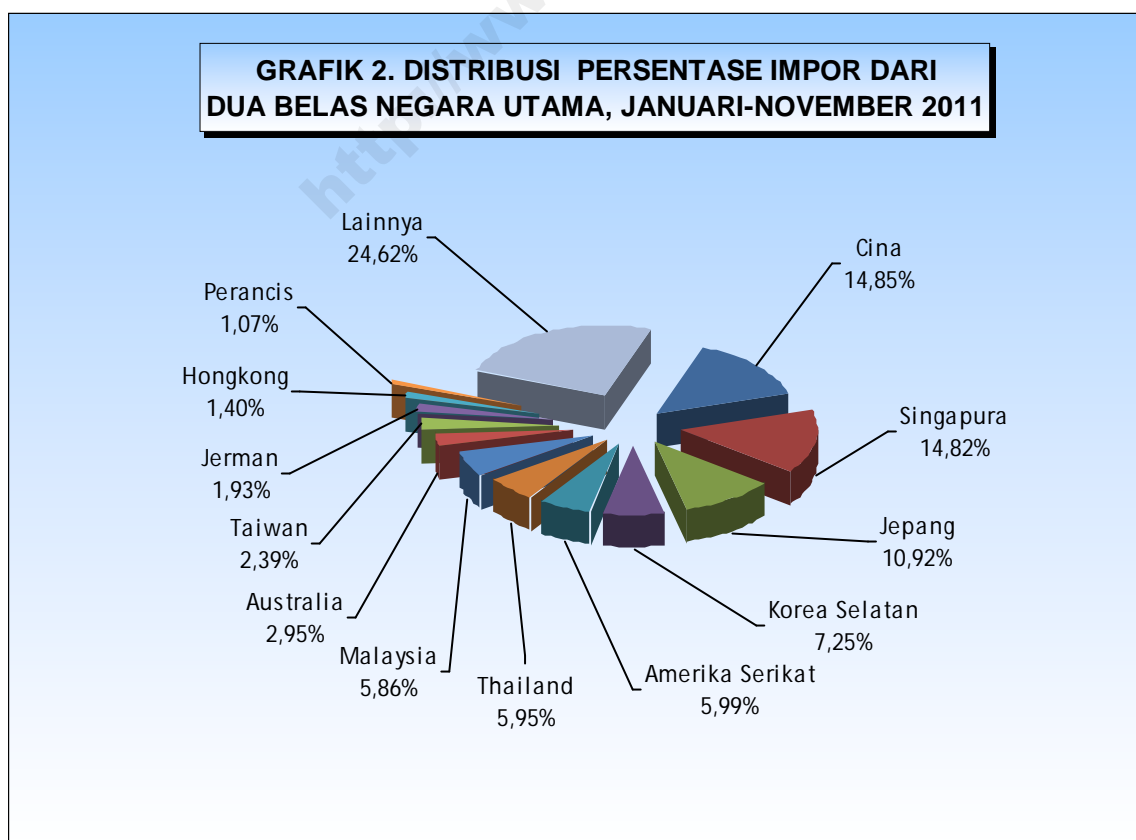
Dengan diterapkannya Sistem Perdagangan Umum (*General Trade System*) dalam pencatatan statistik impor, secara keseluruhan nilai impor barang yang tercatat mengalami kenaikan yang nyata (signifikan).

**TABEL 2. PERKEMBANGAN IMPOR MIGAS DAN NONMIGAS
JANUARI-NOVEMBER, 2006-2010**

Bulan/ Tahun	Nilai (JutaUSD)			Peranan (%)		
	Migas	Nonmigas	Total	Migas	Nonmigas	Total
Jan-Nov:						
SPK: 2007	19 515,1	48 120,5	67 635,6	28,85	71,15	100,00
SPU: 2008	29 538,5	91 963,2	121 501,7	24,31	75,69	100,00
2009	16 885,2	69 644,1	86 529,3	19,51	80,49	100,00
2010	24 769,6	97 747,0	122 516,6	20,22	79,78	100,00
2011	37 054,2	123 905,8	160 960,0	23,02	76,98	100,00

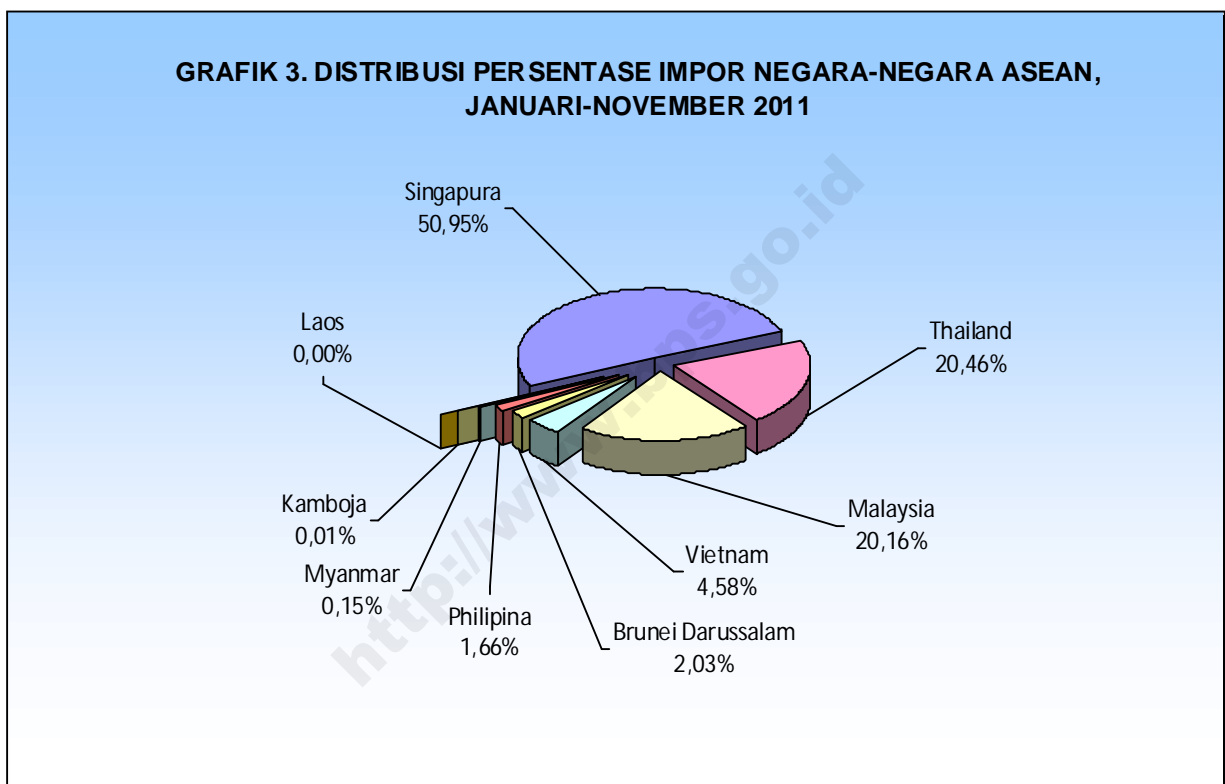
Keterangan : SPK = Sistem Perdagangan Khusus
SPU = Sistem Perdagangan Umum

Impor migas Januari-November 2011 sebesar USD37.054,2 juta atau meningkat 49,60 persen jika dibandingkan impor migas periode yang sama tahun sebelumnya. Demikian halnya dengan impor nonmigas Januari-November 2011 yaitu sebesar USD123.905,8 juta atau meningkat sebesar 26,76 persen dibanding impor nonmigas Januari-November 2010 yang sebesar USD97.747,0 juta. Dilihat dari nilainya, selama Januari-November periode 2007-2011 di dominasi oleh impor nonmigas dengan rata-rata peranan sebesar 76,82 persen per tahun. Dengan demikian dapat disimpulkan bahwa perekonomian Indonesia selama ini masih bertumpu pada impor sektor nonmigas.



Dari keseluruhan nilai impor pada Januari-November 2011, 75,38 persen berasal dari dua belas negara utama. Cina menempati posisi pertama, yaitu 14,85 persen dari total impor Indonesia, diikuti oleh Singapura (14,82 persen), Jepang (10,92 persen), Korea Selatan (7,25 persen), Amerika Serikat (5,99 persen), Thailand (5,95 persen), Malaysia (5,86 persen), Australia (2,95 persen), Taiwan (2,39 persen), Jerman (1,93 persen), Hongkong (1,40 persen), dan Perancis (1,07 persen).

Impor terbesar pada Januari-November 2011 berasal dari kelompok sembilan negara APEC Lainnya yakni mencapai 40,43 persen atau sebesar USD65.076,9 juta. Kelompok negara ASEAN berada di urutan berikutnya dengan peranan sebesar 29,09 persen (USD46.824,9 juta), kemudian diikuti kelompok negara NAFTA sebesar 7,33 persen (USD11.800,2 juta), kelompok negara Uni Eropa 6,97 persen (USD11.224,2 juta), sedangkan kelompok negara lainnya menyumbang 16,18 persen (USD26.033,8 juta).



+

Jika dilihat impor Indonesia dari kelompok ASEAN, selama Januari-November 2011 peranan impor yang paling tinggi adalah dari *Singapura* dengan peranan sebesar 50,95 persen dari total impor ASEAN. *Thailand* menempati urutan kedua sebesar 20,46 persen, diikuti oleh *Malaysia* (20,16 persen), *Vietnam* (4,58 persen), *Brunei Darussalam* (2,03 persen), *Philipina* (1,66 persen) sementara peranan impor dari *Myanmar*, *Kamboja* dan *Laos* masih di bawah satu persen.

Dari kelompok negara Uni Eropa, selama Januari-November 2011 peranan impor yang paling tinggi adalah dari *Jerman* dengan peranan sebesar 27,70 persen dari total impor Uni Eropa. *Perancis* menempati urutan kedua dengan peranan 15,41 persen, diikuti oleh *Italia* (9,70 persen), *Inggris* (9,58 persen), dan *Swedia* (7,03 persen).

**TABEL 3. NILAI DAN PERANAN IMPOR
DARI KELOMPOK NEGARA ASEAN, NAFTA, DAN UNI EROPA
JANUARI-NOVEMBER 2010 DAN 2011**

KELOMPOK NEGARA	Januari-November 2010		Januari-November 2011		Perubahan Jan-Nov 2011 thd Jan-Nov 2011 (%)
	Nilai (Juta USD)	Peranan (%)	Nilai (Juta USD)	Peranan (%)	
APEC					
ASEAN	35 275,2	28,79	46 824,9	29,09	32,74
Thailand	6 846,4	5,59	9 580,3	5,95	39,93
Singapura	18 383,6	15,01	23 856,6	14,82	29,77
Philipina	657,3	0,54	778,1	0,49	18,38
Malaysia	7 818,2	6,38	9 439,1	5,86	20,73
Myanmar	29,6	0,02	68,4	0,04	131,08
Kamboja	4,2	0,00	6,7	0,01	59,52
Brunei Darussalam	611,3	0,50	952,2	0,59	55,77
Laos	0,3	0,00	1,2	0,00	300,00
Vietnam	924,3	0,75	2 142,3	1,33	131,78
NAFTA	9 767,3	7,97	11 800,2	7,33	20,81
Amerika Serikat	8 626,1	7,04	9 647,1	5,99	11,84
Kanada	964,3	0,79	1 778,9	1,11	84,48
Meksiko	176,9	0,14	374,2	0,23	111,53
NEGARA APEC LAINNYA	50 129,0	40,92	65 076,9	40,43	29,82
Jepang	15 374,9	12,55	17 572,7	10,92	14,29
Hongkong	1 670,8	1,36	2 255,0	1,40	34,97
Korea Selatan	7 039,2	5,74	11 665,4	7,25	65,72
Taiwan	2 936,9	2,40	3 845,8	2,39	30,95
Cina	18 412,5	15,03	23 896,0	14,85	29,78
Papua New Guinea	22,4	0,02	68,3	0,04	204,91
Australia	3 696,5	3,02	4 743,0	2,95	28,31
Selandia Baru	673,5	0,55	671,6	0,41	-0,28
Chili	302,3	0,25	359,1	0,22	18,79
UNI EROPA	8 979,4	7,33	11 224,2	6,97	25,00
Jerman	2 710,3	2,21	3 108,9	1,93	14,71
Perancis	1 233,6	1,01	1 730,1	1,07	40,25
Italia	814,6	0,66	1 088,9	0,68	33,67
Inggris	864,2	0,71	1 075,6	0,67	24,46
Swedia	664,7	0,54	789,2	0,49	18,73
Belanda	619,6	0,51	716,2	0,44	15,59
Belgia	520,2	0,42	542,1	0,34	4,21
Finlandia	332,0	0,27	455,9	0,28	37,32
Austria	269,4	0,22	348,5	0,22	29,36
Spanyol	280,8	0,23	345,4	0,21	23,01
Hungaria	135,8	0,11	303,7	0,19	123,64
Denmark	158,3	0,13	163,7	0,10	3,41
Irlandia	95,0	0,08	100,8	0,06	6,11
Polandia	42,3	0,03	92,0	0,06	117,49
Republik Cheska	48,2	0,04	78,5	0,05	62,86
Uni Eropa Lainnya	190,4	0,16	284,7	0,18	49,53
LAINNYA	18 365,7	14,99	26 033,8	16,18	41,75
TOTAL IMPOR	122 516,6	100,00	160 960,0	100,00	31,38

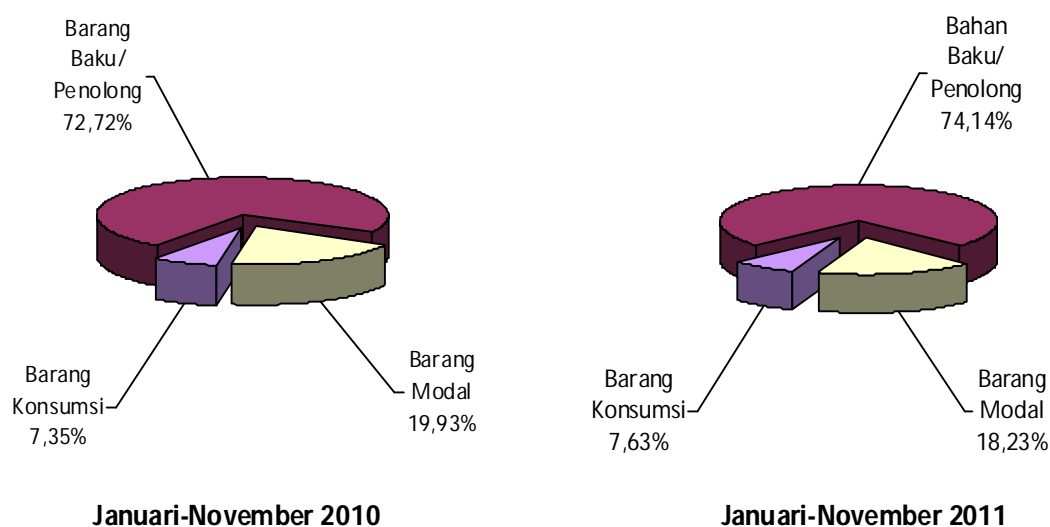
**TABEL 4. IMPOR MENURUT GOLONGAN PENGGUNAAN BARANG
JANUARI – NOVEMBER 2007 - 2011**

Bulan/ Tahun	Nilai (Juta US\$)				Peranan (%)			
	Barang Konsumsi	Bahan Baku/ Penolong	Barang Modal	Total	Barang Konsumsi	Bahan Baku/ Penolong	Barang Modal	Total
Jan-Okt:								
SPK : 2007	5 977,8	51 403,6	10 254,2	67 635,6	8,84	76,00	15,16	100,00
SPU : 2008	7 857,6	94 240,1	19 404,0	121 501,7	6,47	77,56	15,97	100,00
2009	6 098,9	62 382,7	18 047,7	86 529,3	7,05	72,09	20,86	100,00
2010	8 997,3	89 098,1	24 421,2	122 516,6	7,35	72,72	19,93	100,00
2011	12 285,2	119 339,2	29 335,6	160 960,0	7,63	74,14	18,23	100,00

Keterangan : SPK = Sistem Perdagangan Khusus
SPU = Sistem Perdagangan Umum

Rata-rata nilai impor Januari-November periode 2007-2011 adalah sebesar USD111.828,6 juta dengan rata-rata nilai impor barang konsumsi dan peranannya USD8.243,4 juta (7,47 persen), impor *bahan baku/penolong* sebesar USD83.292,7 juta (74,50 persen), dan impor *barang modal* sebesar USD20.292,5 juta (18,03 persen). Jika dibandingkan Januari-November 2010, maka nilai impor semua golongan barang selama periode yang sama pada 2011 mengalami peningkatan yang cukup tinggi. Peningkatan tertinggi dicapai oleh golongan *barang konsumsi*, yaitu sebesar 36,54 persen. Sementara itu, impor kelompok *bahan baku/penolong* dan *barang modal* meningkat masing-masing sebesar 33,94 persen dan 20,12 persen.

**GRAFIK 4. PERSENTASE NILAI IMPOR INDONESIA
MENURUT GOLONGAN PENGGUNAAN BARANG
JANUARI-NOVEMBER 2010 DAN 2011**



Dilihat dari peranannya selama Januari-November periode 2007-2011, rata-rata peranan tertinggi diberikan oleh impor *bahan baku/penolong* yaitu 74,50 persen, diikuti oleh rata-rata impor *barang modal* sebesar 18,03 persen dan rata-rata impor *barang konsumsi* sebesar 7,47 persen. Sementara itu, peran *barang konsumsi* yang tertinggi dicapai di tahun 2007 yaitu sebesar 8,84 persen. Golongan *bahan baku/penolong* memberikan peranan tertinggi di tahun 2008 sebesar 77,56 persen, sedangkan golongan *barang modal* peran tertingginya dicapai pada tahun 2009 sebesar 20,86 persen.

Jika dibandingkan dengan periode yang sama tahun sebelumnya, peranan nilai impor *barang konsumsi* dan *bahan baku/penolong* terhadap keseluruhan nilai impor pada Januari-November 2011 mengalami peningkatan masing-masing dari 7,35 persen menjadi 7,63 persen (naik 0,28 poin) dan dari 72,72 persen menjadi 74,14 persen (naik 1,42 poin). Sebaliknya impor *barang modal* menurun dari 19,93 persen menjadi 18,23 persen (turun 1,70 poin).

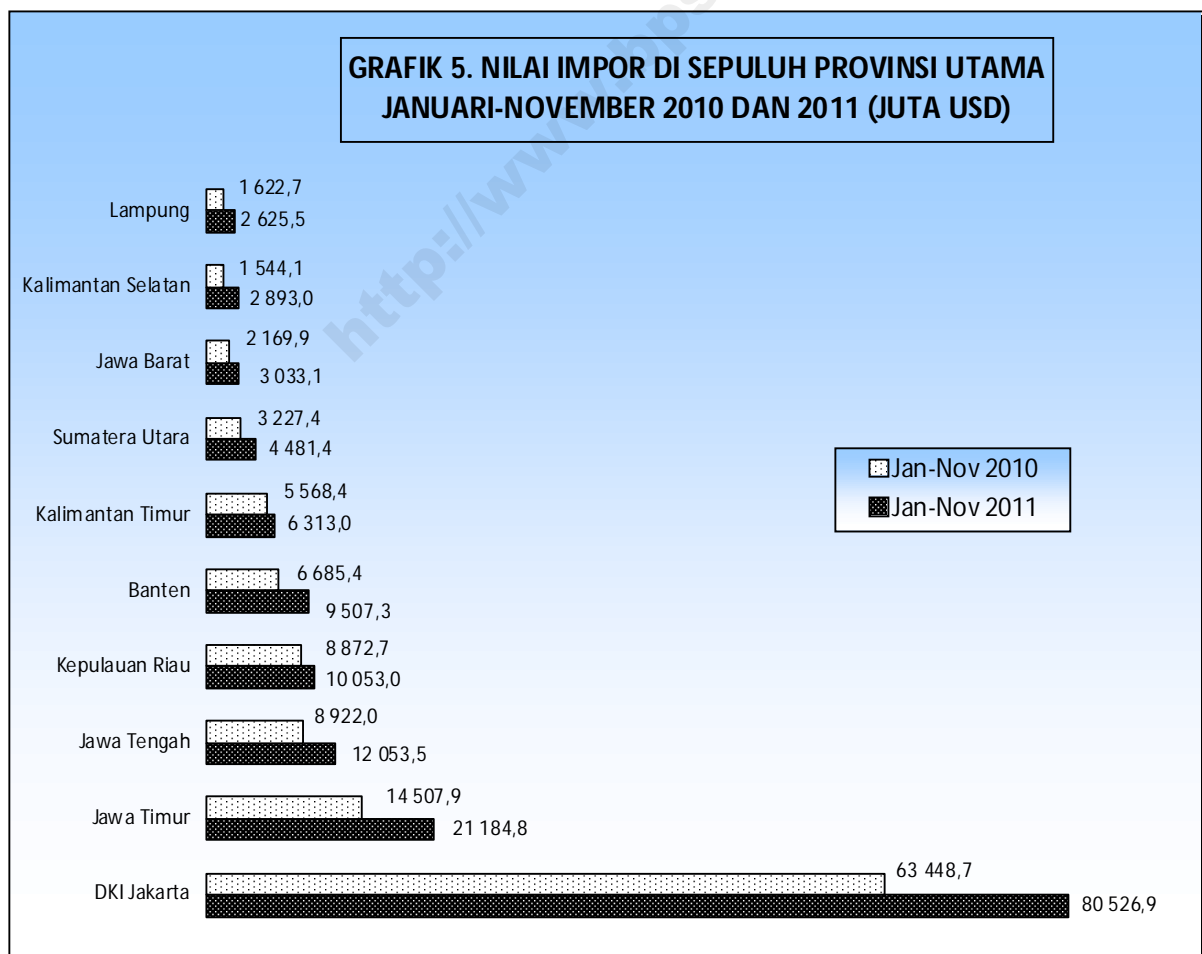
Menurut golongan barang SITC (*Standard International Trade Classification*) 1 digit, kelompok barang utama impor selama Januari-November 2011 adalah kelompok *mesin dan alat angkutan* dengan nilai sebesar USD51.904,6 juta dan memberikan peran sebesar 32,25 persen dari total impor Indonesia. Dilihat dari nilainya, maka nilai impor kelompok ini meningkat sebesar 17,77 persen jika dibandingkan bulan yang sama tahun sebelumnya. Namun, dilihat dari peranan impor kelompok barang ini mengalami penurunan sebesar 3,72 poin yaitu dari 35,97 persen menjadi 32,25 persen.

**TABEL 5. IMPOR MENURUT SITC-1 DIJIT
JANUARI-NOVEMBER 2010 DAN 2011**

SITC	Januari-November 2010		Januari-November 2011		Perubahan Jan-Nov 2011 thd Jan-Nov 2010 (%)
	Nilai (Juta USD)	Peranan (%)	Nilai (Juta USD)	Peranan (%)	
0 Bahan Makanan dan Binatang Hidup	8 477,2	6,92	13 168,3	8,18	55,34
1 Minuman dan Tembakau	498,6	0,41	599,8	0,37	20,30
2 Bahan Baku dan Hasil Tambang	6 537,6	5,34	9 142,7	5,68	39,85
3 Minyak dan Bahan Bakar Mineral	24 855,9	20,29	37 158,7	23,09	49,50
4 Minyak Nabati dan Hewani	150,3	0,12	171,3	0,11	13,97
5 Bahan Kimia dan produknya	15 101,7	12,33	20 328,8	12,63	34,61
6 Barang-barang Buatan Pabrik	18 465,9	15,07	23 459,6	14,57	27,04
7 Mesin dan Alat Angkutan	44 073,1	35,97	51 904,6	32,25	17,77
8&9 Lainnya	4 356,3	3,55	5 026,2	3,12	15,38
TOTAL IMPOR	122 516,6	100,00	160 960,0	100,00	31,38

Impor kelompok barang SITC 1 digit yang terbesar berikutnya adalah *minyak dan bahan bakar mineral* dengan nilai USD37.158,7 juta dengan peran sebesar 23,09 persen, diikuti oleh *barang-barang buatan pabrik* sebesar USD23.459,6 juta (14,57 persen). Selanjutnya yaitu *bahan kimia dan produknya* sebesar USD20.328,8 juta (12,63 persen), *bahan makanan dan binatang hidup* sebesar USD13.168,3 juta (8,18 persen), *bahan baku dan hasil tambang* sebesar USD9.142,7 juta (5,68 persen), *kelompok barang lainnya* sebesar USD5.026,2 juta (3,12 persen), *minuman dan tembakau* sebesar USD599,8 juta (0,37 persen), dan *minyak nabati dan hewani* sebesar USD171,3 juta (0,11 persen).

Selama Januari-November 2011, pelabuhan di DKI Jakarta membongkar barang impor terbesar dibanding dengan pelabuhan di provinsi lain, yaitu sebesar USD80.526,9 juta atau 50,03 persen dari total impor Indonesia. Provinsi dengan impor terbesar kedua adalah Jawa Timur yang mencapai USD21.184,8 juta (13,16 persen), diikuti Jawa Tengah USD12.053,5 juta (7,49 persen), Kepulauan Riau USD10.053,0 juta (6,25 persen), Banten USD9.507,3 juta (5,91 persen), Kalimantan Timur USD6.313,0 juta (3,92 persen), Sumatera Utara USD4.481,4 juta (2,78 persen), dan Jawa Barat sebesar USD3.033,1 juta (1,88 persen). Kemudian nilai impor yang masuk melalui provinsi Kalimantan Selatan dan Lampung masing-masing sebesar US\$2.893,0 juta (1,80 persen) dan US\$2.625,5 juta (1,63 persen). Sementara nilai impor ke provinsi lainnya masih berada di bawah USD2,0 miliar.



Jika dibanding dengan periode yang sama tahun sebelumnya, maka selama Januari-November 2011 nilai impor di sepuluh pelabuhan utama di atas mengalami peningkatan. Dua provinsi diantaranya mengalami peningkatan di atas 50,0 persen, yaitu Kalimantan Selatan sebesar 87,36 persen dan Lampung sebesar 61,80 persen. Kemudian, enam provinsi utama berikutnya meningkat antara 25,0 persen sampai dengan 50,0 persen, yaitu Jawa Timur sebesar 46,02 persen, Banten sebesar 42,21 persen, Jawa Barat sebesar 39,78 persen, Sumatera Utara sebesar 38,85 persen, Jawa Tengah sebesar 35,10 persen, dan DKI Jakarta sebesar 26,92 persen. Sementara itu, dua provinsi lainnya meningkat dibawah 25,0 persen, yaitu Kalimantan Timur dan Kepulauan Riau masing-masing sebesar 13,37 persen dan 13,30 persen.

**TABEL 6. NILAI DAN PERANAN IMPOR MENURUT PROVINSI*)
JANUARI-NOVEMBER 2010 DAN 2011**

Provinsi	Januari-November 2010		Januari-November 2011		Perubahan Jan-Nov 2011 thd Jan-Nov 2010 (%)
	Nilai (Juta USD)	Peranan (%)	Nilai (Juta USD)	Peranan (%)	
Aceh	31,2	0,03	51,1	0,03	63,78
Sumatera Utara	3 227,4	2,63	4 481,4	2,78	38,85
Sumatera Barat	668,1	0,55	962,3	0,60	44,04
Riau	961,4	0,79	1 889,8	1,17	96,57
Jambi	221,5	0,18	162,1	0,10	-26,82
Sumatera Selatan	338,3	0,28	492,9	0,31	45,70
Bengkulu	5,8	0,01	32,5	0,02	460,34
Lampung	1 622,7	1,32	2 625,5	1,63	61,80
Bangka Belitung	64,1	0,05	58,8	0,04	-8,27
Kepulauan Riau	8 872,7	7,24	10 053,0	6,25	13,30
DKI Jakarta	63 448,7	51,79	80 526,9	50,03	26,92
Jawa Barat	2 169,9	1,77	3 033,1	1,88	39,78
Jawa Tengah	8 922,0	7,28	12 053,5	7,49	35,10
D I Yogyakarta	1,2	0,00	1,1	0,00	-8,33
Jawa Timur	14 507,9	11,84	21 184,8	13,16	46,02
Banten	6 685,4	5,46	9 507,3	5,91	42,21
B a l i	861,9	0,70	1 022,6	0,63	18,64
Nusa Tenggara Barat	281,2	0,23	315,2	0,20	12,09
Nusa Tenggara Timur	41,0	0,03	14,1	0,01	-65,61
Kalimantan Barat	137,3	0,11	267,1	0,17	94,54
Kalimantan Tengah	49,0	0,04	71,4	0,04	45,71
Kalimantan Selatan	1 544,1	1,26	2 893,0	1,80	87,36
Kalimantan Timur	5 568,4	4,55	6 313,0	3,92	13,37
Sulawesi Utara	65,0	0,05	116,4	0,07	79,08
Sulawesi Tengah	13,7	0,01	13,1	0,01	-4,38
Sulawesi Selatan	914,5	0,75	1 307,8	0,81	43,01
Sulawesi Tenggara	1,1	0,00	172,4	0,11	15 572,73
Gorontalo	16,6	0,01	28,6	0,02	72,29
Maluku	297,2	0,24	335,4	0,21	12,85
Maluku Utara	15,3	0,01	43,8	0,03	186,27
Papua Barat	49,0	0,04	36,0	0,02	-26,53
Papua	913,0	0,75	894,0	0,55	-2,08
TOTAL IMPOR	122 516,6	100,00	160 960,0	100,00	31,38

Keterangan : *) = melalui pelabuhan bongkar yang terdapat di provinsi

I-1. IMPOR MENURUT GOLONGAN BARANG HS / IMPORT BY HS COMMODITY GROUPS
A. MENURUT 21 GOLONGAN BARANG (HS) / BY 21 HS COMMODITY GROUP
***** NOVEMBER/NOVEMBER 2011 *****

H S	Uraian golongan barang Group description	Berat bersih / Net weight (Kg)		Nilai / Value C.I.F (U S \$)	
		Bulan ini Current month	Kumulatif Cum. Jan. to	Bulan ini Current month	Kumulatif Cum. Jan. to
I	Live animals; animal product	60 309 508	754 151 026	174 309 360	1 946 846 151
II	Vegetable products	1 284 882 274	15 674 677 305	660 371 965	8 116 554 637
III	Fats, oils, waxes of animal/vegetable	6 595 575	114 090 744	13 598 344	199 990 536
IV	Foodstuffs, beverages, spirits and tobacco	648 653 892	7 020 146 767	524 336 941	5 414 676 803
IX	Wood and its articles, plaiting materials	78 624 227	727 577 934	40 553 521	380 549 626
V	Mineral products	4 608 745 475	51 292 817 879	3 624 250 167	38 535 051 133
VI	Prod. of chemical or allied industries	1 331 346 132	13 971 921 677	1 361 708 192	14 923 896 101
VII	Plastics, rubber and articles there of	315 258 353	3 280 691 665	760 379 635	8 293 152 031
VIII	Raw hides, skins, leather and articles	8 163 125	85 380 507	58 654 995	584 350 295
X	Pulp, paper and articles there of	343 515 681	4 048 445 857	249 487 427	3 004 116 822
XI	Textiles & textile articles	144 586 402	1 507 260 107	721 699 208	7 871 161 347
XII	Footwear, umbrellas, artificial flowers	7 176 191	67 317 396	41 063 050	364 781 848
XIII	Cement, plaster, glass, ceramic products	114 423 269	1 009 262 361	75 346 173	753 502 493
XIV	Pearls & precious/semiprecious stones	603 222	7 360 296	28 805 139	144 542 109
XIX	Arms and amunition; parts & accesories	22 650	618 041	5 395 328	89 999 174
XV	Base metals and articles there of	1 068 288 670	11 623 608 485	1 476 022 052	15 567 539 688
XVI	Machinery, electric, electronic equipments	317 233 679	3 260 020 976	3 885 010 217	38 813 232 692
XVII	Vehicles, aircraft, and vessels	330 057 728	2 040 010 636	1 395 333 062	13 190 409 935
XVIII	Optical, photographic, musical instruments	8 650 531	93 991 208	202 773 900	1 818 824 365
XX	Miscellaneous manufactures articles.	27 851 301	264 671 533	94 587 978	944 376 780
XXI	Works of art, antiques special provisions	361 316	1 298 818	210 025	2 430 439
TOTAL IMPORT		10 705 349 201	116 845 321 218	15 393 896 679	160 959 985 005

I-1. IMPOR MENURUT GOLONGAN BARANG (HS) / IMPORT BY HS COMMODITY GROUPS
B. MENURUT GOLONGAN BARANG 2 DIJIT HS / BY COMMODITY 2 DIGITS HS
***** NOVEMBER/NOVEMBER 2011 *****

H S	Uraian golongan barang Group description	Berat bersih / Net weight (Kg)		Nilai / Value C.I.F (U S \$)	
		Bulan ini Current month	Kumulatif Cum. Jan. to	Bulan ini Current month	Kumulatif Cum. Jan. to
01	Live animals	12 327 138	111 879 700	34 677 879	298 736 911
02	Meat and edible meat offal	9 064 908	90 864 387	29 033 519	289 075 211
03	Fish and crustaceans	9 829 927	226 323 332	13 555 297	236 617 869
04	Dairy products, bird's eggs, natural honey	28 309 988	315 289 146	95 164 989	1 079 339 111
05	Products of animal origin	777 547	9 794 461	1 877 676	43 077 049
06	Live trees and other plants	141 985	946 785	975 357	2 813 446
07	Edible vegetables and certain roots and tubers	44 515 863	877 660 312	26 844 308	558 865 490
08	Edible fruits and nuts	55 927 457	734 862 597	57 328 635	756 358 585
09	Coffee, tea, mate, and spices	11 724 357	108 000 485	16 548 092	458 316 829
10	Cereals	890 397 305	10 712 374 991	398 060 547	4 358 724 838
11	Products of the milling industry; malt, starches	161 707 639	1 156 714 953	73 025 482	548 349 244
12	Oil seeds and oleaginous fruits; grains, seed, and fruits	119 353 545	2 072 206 981	81 065 874	1 365 520 530
13	Lac; gums; resins and other vegetable saps and extracts	1 044 123	10 695 156	6 472 314	66 603 273
14	Vegetable plaiting materials; vegetable products	70 000	1 215 045	51 356	1 002 402
15	Animal or vegetable oils/fats and their cleavage products	6 595 575	114 090 744	13 598 344	199 990 536
16	Preparations of meat/fish/crustaceans/molluscs or other aquatic	452 245	4 840 009	1 443 455	15 175 209
17	Sugar and sugar confectionery	285 974 647	2 532 813 856	190 111 821	1 770 046 232
18	Cocoa and cocoa preparations	3 391 410	40 796 688	15 086 731	164 258 691
19	Preparations of cereals, flour, starch or milk; pastrycooks'	5 844 923	64 126 748	14 971 629	168 330 998
20	Preparations of vegetables, fruits, nuts or other part of plants	5 680 531	66 983 874	9 009 094	93 434 319
21	Miscellaneous edible preparations	15 413 355	182 223 935	59 296 861	591 664 487
22	Beverages, spirit, and vinegar	5 020 145	61 768 495	5 700 224	61 411 459
23	Residues and waste from the food industries	312 090 271	3 960 023 070	162 113 253	2 009 190 055
24	Tobacco and manufactured tobacco substitutes	14 786 365	106 570 092	66 603 873	541 165 353
25	Salts; sulphur; earths and stone; plastering materials, lime and	786 296 482	9 505 204 852	81 118 586	872 112 343
26	Ores, slag, and ash	189 384 906	1 834 214 551	82 660 582	486 882 294
27	Mineral fuels, mineral oils and products of their distillation	3 633 064 087	39 953 398 476	3 460 470 999	37 176 056 496
28	Inorganic chemicals	329 542 368	3 166 899 988	167 563 477	1 665 972 363
29	Organic chemicals	333 310 150	3 583 924 815	518 795 081	6 074 106 487
30	Pharmaceutical products	1 547 829	18 475 322	41 223 604	477 246 142
31	Fertilizers	543 981 157	5 842 493 475	229 546 410	2 302 496 966
32	Tanning or dyeing extracts	30 089 200	320 294 808	99 332 343	1 108 961 511
33	Essential oils and resinoids; perfumery, cosmetic or toilet	7 371 051	80 639 008	61 682 801	697 751 906
34	Soap, organic surface-active agents, washing, and lubricating	14 203 644	173 837 014	42 176 026	485 639 681
35	Albuminoidal substances; modified starches; glues; enzymes	17 148 122	182 966 689	31 936 995	367 244 379
36	Explosives; pyrotechnic products; matches; certain combustible	2 785 348	28 474 642	16 418 461	106 926 654
37	Photographic and cinematographic goods	1 072 808	13 096 869	6 898 950	82 187 203
38	Miscellaneous chemical products	50 294 455	560 819 047	146 134 044	1 555 362 809

I-1. IMPOR MENURUT GOLONGAN BARANG (HS) / IMPORT BY HS COMMODITY GROUPS
B. MENURUT GOLONGAN BARANG 2 DIJIT HS / BY COMMODITY 2 DIGITS HS
***** NOVEMBER/NOVEMBER 2011 *****

H S	Uraian golongan barang Group description	Berat bersih / Net weight (Kg)		Nilai / Value C.I.F (U S \$)	
		Bulan ini Current month	Kumulatif Cum. Jan. to	Bulan ini Current month	Kumulatif Cum. Jan. to
39	Plastics and articles thereof	268 444 469	2 784 873 588	559 662 624	6 154 039 638
40	Rubber and articles thereof	46 813 884	495 818 077	200 717 011	2 139 112 393
41	Raw hides, skins, and leather	4 877 000	53 917 048	41 805 743	427 240 176
42	Articles of leather; saddlery and harness; travel goods and similar	3 283 408	31 300 318	16 770 993	153 449 599
43	Furskins and artificial fur; manufactures thereof	2 717	163 141	78 259	3 660 520
44	Wood and articles of wood; wood charcoal	78 514 022	725 351 969	40 072 605	372 881 768
45	Cork and articles of cork	69 185	828 948	328 753	3 559 186
46	Manufactured of straw or other plaiting materials; basketware	41 020	1 397 017	152 163	4 108 672
47	Pulp of wood or of other fibrous cellulosic material; recovered	289 486 877	3 381 473 155	132 614 268	1 672 022 181
48	Paper and paperboard; articles of paper pulp or of	53 395 258	660 515 142	110 126 484	1 249 133 663
49	Printed books, newspapers, pictures, and other products of	633 546	6 457 560	6 746 675	82 960 978
50	Silk	98 127	748 654	1 746 353	8 488 826
51	Wool, fine or coarse animal hair; horse hair yarn, woven fabrics	477 982	4 418 541	10 101 751	90 768 554
52	Cotton	60 448 520	629 083 067	253 021 158	2 942 101 444
53	Other vegetable textile fibres; paper yarns and woven fabrics of	1 912 677	17 856 328	4 590 211	35 118 408
54	Man-made filaments	16 973 344	170 477 594	109 551 852	1 092 383 250
55	Man-made staple fibres	27 348 248	300 610 308	98 974 372	1 098 622 296
56	Wadding, felt, and non-wovens	7 986 897	75 775 007	31 890 133	280 934 523
57	Carpets and other textile floor coverings	1 646 951	16 482 278	3 407 259	36 446 999
58	Special woven fabrics; tufted textile fabrics; lace; tapestries;	1 722 953	20 160 798	25 545 090	271 956 400
59	Impregnated, coated, covered or laminated textile fabrics	7 776 821	80 539 389	44 888 101	485 094 832
60	Knitted or crocheted fabrics	11 733 000	126 129 848	105 489 663	1 160 602 845
61	Articles of apparel and clothing accessories, knitted or crocheted	1 955 023	16 310 633	12 660 659	129 898 429
62	Articles of apparel and clothing accessories, not knitted or	1 740 367	16 979 871	14 672 426	171 018 911
63	Other made up textile articles; sets; worn clothing and worn	2 765 492	31 687 791	5 160 180	67 725 630
64	Footwear, gaiters and the like; parts of such articles	5 137 838	52 301 005	35 971 753	319 276 393
65	Headgear and parts thereof	113 856	1 689 532	994 692	13 037 867
66	Umbrellas, walking sticks, seat-sticks, whips, riding crops and	1 714 704	11 072 148	2 734 016	17 891 734
67	Prepared feathers and articles; artificial flowers; articles of	209 793	2 254 711	1 362 589	14 575 854
68	Articles of stone, plaster, cement, asbestos, mica or similar	23 504 917	214 774 721	19 030 377	215 927 665
69	Ceramic products	51 819 494	461 779 641	24 438 281	236 974 750
70	Glass and glassware	39 098 858	332 707 999	31 877 515	300 600 078
71	Natural and cultured pearls, precious/semi precious stones, and	603 222	7 360 296	28 805 139	144 542 109
72	Iron and steel	813 964 091	9 092 356 456	707 903 371	7 711 083 973
73	Articles of iron and steel	133 290 789	1 300 049 686	325 458 039	3 182 500 108
74	Cooper and articles thereof	16 858 372	164 545 130	118 396 961	1 287 096 046
75	Nickel and articles thereof	204 921	2 238 824	3 308 232	41 217 058
76	Aluminium and articles thereof	55 948 795	581 434 861	155 144 265	1 731 030 202
78	Lead and articles thereof	9 147 022	95 560 412	20 315 372	244 650 536
79	Zinc and articles thereof	13 647 075	125 388 011	28 394 741	293 384 206
80	Tin and articles thereof	124 797	9 307 968	1 679 114	35 489 206
81	Other base metal; cermets; and articles thereof	308 099	3 616 947	6 071 349	49 221 910
82	Tools, implements, cutlery, spoon and forks, of base metal and	8 434 621	75 937 372	59 232 817	469 752 098
83	Miscellaneous articles of base metal	16 360 088	173 172 818	50 117 791	522 114 345
84	Nuclear reactors, boilers, machinery and mechanical appliances;	233 034 105	2 413 774 426	2 229 852 915	22 211 800 699
85	Electrical machinery and equipments; sound	84 199 574	846 246 550	1 655 157 302	16 601 431 993
86	Railway and tramway locomotive, mechanical traffic, and all	3 301 565	18 981 773	17 648 573	104 206 718
87	Vehicles other than railway/tramway, and parts and accessories	82 361 698	869 233 439	613 526 046	7 038 098 362
88	Aircraft and its components	470 325	7 608 356	289 329 702	2 806 349 585
89	Ships, boat, and floating structures	231 644 934	1 012 610 051	320 365 918	1 667 984 547
90	Optical, photographic, cinematographic, measuring, checking,	6 461 247	72 539 285	179 344 248	1 596 855 110
91	Clocks and watches and parts thereof	475 613	5 010 784	3 555 428	38 364 371
92	Musical instruments; parts and accessories of such articles	1 713 671	16 441 139	19 874 224	183 604 884
93	Arms and ammunition; parts and accessories thereof	22 650	618 041	5 395 328	89 999 174
94	Furnitures, bedding, mattress supports, cushions and stuffed	15 049 695	143 089 500	44 813 011	418 381 456
95	Toys, games and sports requisites; parts and accessories thereof	6 279 920	59 804 388	16 854 664	183 396 548
96	Miscellaneous manufactured articles	6 521 686	61 777 645	32 920 303	342 598 776
97	Works of arts, collectors' piece and antiques	361 316	1 298 818	210 025	2 430 439
98	Vehicles in kcd and their components	12 279 206	131 577 017	154 462 823	1 573 770 723
TOTAL IMPORT		10 705 349 201	116 845 321 218	15 393 896 679	160 959 985 005

I-1. IMPOR MENURUT GOLONGAN BARANG (HS) / IMPORT BY HS COMMODITY GROUPS
C. MENURUT 40 GOLONGAN BARANG (HS) TERBESAR / BY BIG 40 COMMODITIES (HS)
***** NOVEMBER/NOVEMBER 2011 *****

HS	Uraian golongan barang Group description	Berat bersih / Net weight (Kg)		Nilai / Value C.I.F (U S \$)	
		Bulan ini Current month	Kumulatif Cum. Jan. to date	Bulan ini Current month	Kumulatif Cum. Jan. to date
2710111200	Motor Spirit, Premium Unleaded	961 913 183	10 252 458 857	1 059 519 975	10 715 148 827
2709001000	Crude Petroleum Oil	1 324 743 377	11 918 081 117	1 130 573 352	9 996 947 373
2710197100	High Speed Diesel Fuel	661 433 021	9 913 561 670	645 813 775	9 267 422 479
8517120000	Telephones For Cellular Networks/for Other Wireless Networks	1 545 478	15 627 573	241 791 004	2 174 373 001
8802401000	Aeroplanes Of An Unladen Weight > 15,000 Kg	428 418	3 314 837	249 521 520	2 146 897 939
1001901900	Other Wheat, For Human Consumption	502 810 521	5 102 684 281	192 484 520	2 014 863 429
5201000000	Cotton, Not Carded/combed.	49 762 731	502 851 919	144 004 387	1 667 538 516
2710197200	Other Diesel Fuel	208 016 551	1 682 423 707	199 935 397	1 586 530 891
1701110010	Cane Sugar,icumsa Minimal 1200	251 678 890	2 069 821 323	171 212 384	1 432 665 767
8704102200	Damper Designed For Off Highway, > 24 T Not Ckd	14 592 535	122 211 575	181 483 821	1 415 563 136
3104200000	Potassium Chloride	190 070 856	2 817 098 290	96 777 463	1 287 021 073
8429520000	Mach With A 360,revolving Super Struct, Mech Shovels,excavator	26 368 884	235 107 095	130 347 598	1 230 819 924
2304000000	Oil-cake&other Solid Residues,in Pellet Form, From The Extract C	176 529 730	2 615 734 121	75 645 383	1 187 967 619
1201009000	Other Soya Beans, Whether Or Not Broken	105 383 718	1 804 464 990	65 022 679	1 087 684 095
2710117000	Naphtha, Reformate Or Preparations For Preparing Spirits	12 860	1 130 747 544	50 465	1 080 700 745
1006309000	Other Milled Rice, Whether/not Polished Or Glazed	239 700 000	1 975 831 497	141 478 750	1 046 716 076
8542390000	Other Electronic Integrated Circuits	298 541	3 897 287	94 536 337	1 023 298 718
8471302000	Laptop Incl Notebooks	1 153 693	13 564 077	111 586 959	996 390 772
7207121000	Slabs Of Iron/non Alloy, Cont.< 0,25% Of Carbon, Other Than Sq	145 009 330	1 455 402 634	97 965 823	986 612 881
1005909000	Maize (corn), Other Than Seeds	93 172 205	2 946 992 045	28 462 270	941 334 451
2902430000	P-xylene	31 067 956	598 696 317	48 069 004	938 642 599
3902102000	Polypropylene In Granule Form	55 605 259	556 792 410	84 445 391	888 592 900
2710197900	Other Fuel Oils	71 197 906	1 132 175 288	50 563 480	738 839 733
8529905900	Other Pcb	539 776	7 085 435	56 845 528	734 845 411
2901210000	Ethylene	71 913 935	558 884 085	77 757 553	669 482 059
7204490000	Other Ferrous Waste And Scrap :	158 871 212	1 505 124 208	71 959 541	657 454 583
9801202000	Vhcls Of Head 8704 With 5 Ton < Gross Weight <= 24 Ton, Incm	4 502 514	53 348 151	58 006 335	648 994 594
2711130000	Liquid Butanes	66 371 192	731 860 138	53 966 018	647 832 024
2710191400	Aviation Turbine Fuel (jet Fuel) Having A Flash Point Of Less Tha	90 071 915	633 582 277	91 362 258	640 724 468
8431499000	Oth Parts Of Machinery Of Heading 84.26, 84.29/84.30	10 347 680	93 188 583	68 084 685	628 343 851
2711120000	Liquid Propane	64 775 787	727 342 588	49 358 006	621 972 840
8517709900	Other Parts In Subheading 85.17.70	444 577	4 235 532	101 496 612	613 220 668
7403110000	Refined Copper For Cathodes And Sections Of Cathodes	7 798 927	65 065 549	64 953 003	602 573 948
4702000000	Chemical Wood Pulp, Dissolving Grades.	27 737 145	413 720 644	31 775 968	487 933 412
8517625300	Other Transmission Apparatus For Radio- Telephony/radio-telegr	273 887	2 091 482	81 781 193	466 680 741
8538902900	Other Parts Of Boards,panels Consoles, For Voltage > 1000 Volt	537 940	8 142 041	24 387 356	450 523 593
2905310000	Ethylene Glycol (ethanediol)	28 757 360	351 833 952	38 610 416	449 002 103
7601100000	Aluminium, Not Alloyed	15 943 290	178 187 613	36 188 734	447 836 824
8708999300	Other Parts,acces For Other Vehicles Of Heading 87.03	2 388 627	48 936 261	22 867 787	442 005 214
7601200000	Aluminium Alloys	16 231 804	166 122 412	40 911 794	430 068 574

I-2 IMPOR MENURUT GOLONGAN BARANG SITC / IMPORT BY SITC COMMODITY GROUPS
***** NOVEMBER/NOVEMBER 2011 *****

SITC	Uraian golongan barang Group description	Berat bersih / Net weight (Kg)		Nilai / Value C.I.F. (US \$)	
		Bulan ini Current month	Kumulatif Cum. Jan. to date	Bulan ini Current month	Kumulatif Cum. Jan. to date
A. By Commodity 1 digit SITC					
0	Bahan makanan dan binatang hidup	1 761 626 907	20 715 345 438	1 154 127 227	13 168 252 304
1	Minuman dan tembakau	19 729 636	167 079 161	72 162 640	599 793 041
2	Bahan mentah	1 654 552 746	18 642 911 635	819 011 194	9 142 743 276
3	Bahan bakar, bahan penyemir, dsb	3 631 608 428	39 927 192 950	3 459 579 263	37 158 725 374
4	Minyak/lemak nabati dan hewan	5 836 958	95 067 583	11 630 703	171 276 222
5	Bahan kimia	1 620 721 767	16 605 960 666	1 865 949 780	20 328 784 642
6	Hasil industri menurut bahan	1 286 148 461	14 626 729 655	2 209 323 842	23 459 560 146
7	Mesin dan alat pengangkutan	648 200 262	5 299 165 272	5 272 611 691	51 904 607 308
8	Hasil industri lainnya	76 922 129	765 704 528	505 630 631	4 959 406 193
9	Barang dan transaksi khusus lainnya	1 907	164 330	23 869 708	66 836 499
TOTAL IMPORT		10 705 349 201	116 845 321 218	15 393 896 679	160 959 985 005
B. By Commodity 2 digit SITC					
00	Live animal for food	12 327 138	111 879 700	34 677 879	298 736 911
01	Meat and meat preparations	9 211 404	92 525 937	29 548 606	294 917 802
02	Dairy product and eggs	28 206 825	314 623 702	94 733 137	1 078 667 204
03	Fish, crustaceans, molluscs and their preparations	10 133 198	229 488 282	14 480 665	245 934 347
04	Cereals and cereal preparations	962 069 994	11 410 991 871	432 657 803	4 705 926 782
05	Fruits and vegetables	106 734 075	1 683 973 061	93 554 444	1 414 375 132
06	Sugar, sugar preparations, and honey	286 158 002	2 535 236 220	190 959 397	1 777 767 877
07	Coffee, tea, cocoa, and spices	16 751 041	159 931 595	42 729 525	694 379 286
08	Feeding stuff for animals	312 564 628	3 962 164 739	162 319 460	2 010 080 840
09	Miscellaneous food preparations	17 470 602	214 530 331	58 466 311	647 466 123
11	Beverages	4 943 271	60 509 069	5 558 767	58 627 688
12	Tobacco and tobacco manufactured	14 786 365	106 570 092	66 603 873	541 165 353
21	Hides, skins and furskins	1 190 697	11 557 504	713 489	7 570 435
22	Oil seeds, nuts, and kernels	118 245 284	2 063 121 096	78 288 797	1 340 291 836
23	Crude rubber	28 168 420	284 317 272	92 997 514	938 809 372
24	Wood, lumber, and cork	23 078 913	219 319 140	12 826 879	128 119 902
25	Pulp and waste paper	289 486 877	3 381 473 155	132 614 268	1 672 022 181
26	Textile fibres and their waste	73 559 984	756 531 496	209 966 255	2 392 604 784
27	Crude fertilizers and crude minerals	699 963 860	7 682 717 080	77 767 876	798 694 552
28	Metalliferous ores and metal scraps	418 269 961	4 215 073 998	201 971 034	1 727 665 757
29	Crude animals and vegetable materials, nes	2 588 750	28 800 894	11 865 082	136 964 457
32	Coal, coke, and briquettes	7 660 090	105 990 516	2 824 970	38 175 726
33	Petroleum and petroleum products	3 492 757 211	38 361 387 066	3 353 293 873	35 849 685 503
34	Gas; natural and manufactured	131 168 816	1 459 357 024	103 449 597	1 270 793 855
35	Electric current	22 311	458 344	10 823	70 290
41	Animal oils and fats	629 508	9 857 833	1 262 700	26 620 100
42	Fixed vegetable oils/fats	3 183 740	53 385 594	6 025 111	81 103 494
43	Animal vegetable oils/fats	2 023 710	31 824 156	4 342 892	63 552 628
51	Organic chemicals	334 991 094	3 617 227 716	503 758 450	5 897 826 809
52	Inorganic chemicals	283 006 554	2 772 137 456	148 038 209	1 494 222 727
53	Dyeing, tanning, and colouring materials	30 529 565	325 558 347	100 269 276	1 113 564 858
54	Medical and pharmaceutical products	2 742 382	31 839 779	63 256 774	751 843 865
55	Essential oils and perfumery materials	15 105 164	177 007 031	83 920 678	961 227 604
56	Manufactured fertilizers	542 996 267	5 831 444 320	228 942 534	2 295 807 819
57	Plastics in primary forms	223 268 635	2 301 899 555	421 778 710	4 550 544 595
58	Plastics in non-primary forms	27 007 779	300 761 344	74 219 579	905 932 686
59	Chemical materials and its products, nes	161 074 327	1 248 085 118	241 765 570	2 357 813 679
61	Leather, leather med, nes	3 743 968	42 872 995	41 784 931	425 892 789
62	Rubber manufactured, nes	18 410 235	209 491 380	106 034 151	1 185 938 470
63	Wood and cork manufactured	55 504 294	506 861 777	27 574 479	248 321 052
64	Paper, paperboard, and manufactured thereof	52 461 075	651 453 305	98 074 824	1 134 329 104
65	Textile yarns, fabrics, and their products	68 714 960	727 989 097	486 348 031	5 194 323 082
66	Non metallic minerals manufactured	205 033 497	2 888 084 879	83 211 413	858 544 251
67	Iron and steel	727 657 421	7 970 646 497	792 507 654	8 332 630 605
68	Non ferrous metals	83 337 533	868 227 510	289 048 784	3 236 156 832
69	Manufactured of metal, nes	71 285 478	761 102 215	284 739 575	2 843 423 961
71	Power generating machine and equipments	36 768 403	459 848 762	386 875 582	4 175 693 024
72	Machinery specialized for particular industry	92 769 081	958 196 071	734 774 629	7 703 983 504
73	Metalworking machinery	13 742 502	125 120 898	151 672 319	1 124 830 419
74	General industrial machinery and equipments	94 260 085	908 673 123	748 957 243	7 507 351 291
75	Office machinery and automatic data processing	8 111 536	90 197 759	296 488 851	2 781 213 514
76	Telecommunication and reproducers apparatus	16 640 440	156 174 232	765 926 888	6 761 828 115
77	Electrical machinery and apparatus	57 533 495	576 911 320	805 531 497	8 800 391 251
78	Road vehicles	93 100 532	987 245 707	755 715 743	8 492 843 278
79	Other transportation equipments	235 274 188	1 036 797 400	626 668 939	4 556 472 912
81	Sanitary, plumbing, and fittings	7 083 560	73 197 228	21 458 924	236 991 123
82	Furniture	10 167 728	102 033 644	26 104 310	265 305 796
83	Traveling goods	3 117 356	29 208 826	13 883 802	134 378 728
84	Clothing	4 906 590	44 943 868	35 174 034	378 213 840
85	Footwear	5 137 838	52 301 005	35 971 753	319 276 393
87	Professional, scientific, and contractor instruments	5 432 989	57 909 935	135 271 078	1 209 598 058
88	Photographic apparatus, equipments and optics	2 431 248	32 561 715	30 757 885	318 577 318
89	Miscellaneous manufactured articles	38 644 820	373 548 307	207 008 845	2 097 064 937
96	Coin; not being legal tender	1 329	154 544	2 547	627 334
97	Gold; non monetary	578	9 786	23 867 161	66 209 165
TOTAL IMPORT		10 705 349 201	116 845 321 218	15 393 896 679	160 959 985 005

I-2. IMPOR MENURUT GOLONGAN BARANG SITC / IMPORT BY SITC COMMODITY GROUPS
***** NOVEMBER/NOVEMBER 2011 *****

SITC	Uraian golongan barang Group description	Berat bersih/ Net weight (Kg)		Nilai/ Value C.I.F (US\$)	
		Bulan ini Current month	Kumulatif Cum.Jan.to date	Bulan ini Current month	Kumulatif Cum.Jan.to date
C. By Commodity 3 digit SITC					
001	Live Animals Other Than Fish	12 327 138	111 879 700	34 677 879	298 736 911
011	Meat Of Bovine Animals Fresh, Chilled Or Frozen	5 276 794	57 156 197	19 071 239	206 336 461
012	Other Meat, Other Edible Meat Offal, Fresh, Chilled Or Frozen	3 763 290	33 614 529	9 806 663	82 073 652
016	Meat And Edible Meat Offal, Salted, Dried, Edible Flour Of Meat	24 824	93 931	155 617	665 383
017	Meat And Edible Meat Offal, Prepared Or Preserved	146 496	1 661 280	515 087	5 842 306
022	Milk,cream, And Milk Products Other Than Butter Or Cheese	25 575 443	283 062 453	81 705 814	913 544 911
023	Butter And Other Fats From Milk	1 373 748	14 202 731	6 864 429	82 402 647
024	Cheese And Curds	1 141 184	16 188 784	5 570 109	76 803 017
025	Eggs, Birds, And Egg Yolks; Fresh, Dried Or Otherwise Preserved	116 450	1 169 734	592 785	5 916 629
034	Fish, Fresh, Chilled Or Frozen	8 811 606	204 337 607	8 372 705	169 971 576
035	Fish, Dried Salted Or In Brine; Smoked Fish	10 789	9 886 582	227 545	10 219 071
036	Crustaceans, Molluscs, And Aquatic Invertebrates	1 007 532	12 098 873	4 955 047	56 426 937
037	Fish, Crustaceans, Molluscs, And Other Aquatic Invertebrates;	303 271	3 165 220	925 368	9 316 763
041	Wheat And Meslin, Unmilled	506 460 411	5 231 121 811	193 622 526	2 049 559 640
042	Rice	288 428 134	2 455 263 731	174 751 498	1 334 856 586
043	Barley, Unmilled	0	22 500	0	9 500
044	Maize, Unmilled	93 459 632	3 009 840 665	28 697 286	967 333 350
045	Cereals, Unmilled	2 049 128	16 126 284	989 237	6 965 762
046	Meal And Flour Of Wheat And Flour Of Meslin	65 689 420	621 905 274	26 271 184	258 495 308
047	Other Cereal Meals And Flours	516 203	6 933 362	225 226	2 926 688
048	Cereal Preparations And Preparations Of Flours/starchs Of Fruit	5 467 066	69 778 244	8 100 846	85 779 948
054	Vegetables, Fresh, Chilled, Frozen Or Simply Preserved	43 873 295	868 865 178	25 523 998	539 552 742
056	Vegetables, Roots And Tubers, Prepared Or Preserved Nes	4 182 164	48 815 146	5 724 691	68 793 982
057	Fruit And Nut; Fresh Or Dried	55 845 443	734 173 407	56 982 395	754 055 228
058	Fruits, Preserved And Preparations	1 602 749	20 186 245	2 453 771	28 386 250
059	Fruit And Vegetable Juices	1 230 424	11 933 085	2 869 589	23 586 930
061	Sugar, Molasses, And Honey	285 001 590	2 525 736 428	188 071 924	1 749 601 052
062	Sugar Confectionery	1 156 412	9 499 792	2 887 473	28 166 825
071	Coffee And Coffee Substitutes	4 435 740	24 754 321	17 674 229	106 978 518
072	Cocoa	2 725 431	32 364 499	11 602 258	127 283 116
073	Chocolate And Other Food Preparations Containing Cocoa	665 979	8 432 189	3 484 473	36 975 575
074	Tea And Mate	3 151 480	18 067 392	4 512 075	30 598 095
075	Spices	5 772 411	76 313 194	5 456 490	392 543 982
081	Feeding Stuff For Animals	312 564 628	3 962 164 739	162 319 460	2 010 080 840
091	Margarine And Shortening	673 194	6 752 832	1 873 320	25 572 314
098	Edible Products And Preparations	16 797 408	207 777 499	56 592 991	621 893 809
111	Non-alcoholic Beverages, Nes	4 838 963	59 465 305	4 301 092	49 079 500
112	Alcoholic Beverages	104 308	1 043 764	1 257 675	9 548 188
121	Tobacco, Unmanufactured And Refused	13 872 707	96 980 561	59 387 461	465 527 986
122	Tobacco, Manufactured	913 658	9 589 531	7 216 412	75 637 367
211	Hides And Skins, Raw	1 190 697	11 555 076	713 489	7 097 613
212	Furskins, Raw	0	2 428	0	472 822
222	Oil Seeds Use For Extraction Ofsoft Fixed Vegetable Oils	118 051 624	2 058 028 303	77 817 257	1 334 315 022
223	Oil Seeds Use For Extraction Of Other Fixed Vegetable Oils	193 660	5 092 793	471 540	5 976 616
231	Natural Rubber Latex;natural Rubber And Similar Natural Gums	1 310 178	14 785 891	3 894 351	56 452 917
232	Synthetic Rubber Latex, Synthetic/reclaimed Rubber	26 858 242	269 531 381	89 103 163	882 356 455
244	Cork,natural.raw And Waste	8 109	111 319	32 402	345 379
245	Fuel Wood And Wood Charcoal	1 962 637	18 961 258	615 159	5 599 886
246	Wood In Chips Or Particles And Waste	3 484 995	12 652 366	413 234	2 471 974
247	Wood In The Rough Or Roughly Squared	2 040 311	37 817 708	881 536	14 612 364
248	Wood, simply Worked And Railway Sleeper Of Wood	15 582 861	149 776 489	10 884 548	105 090 299
251	Pulp And Waste Paper	289 486 877	3 381 473 155	132 614 268	1 672 022 181
261	Silk	0	8 613	0	43 408
263	Cotton	49 782 718	503 257 588	144 155 355	1 669 802 475
264	Jute And Other Textile Bast Fibres	176 276	1 771 843	268 899	2 874 213
265	Vegetable Textile Fibres,raw Or Processed;waste Of These Fibres	273 377	1 882 452	260 440	1 806 611
266	Synthetic Fibres Suitable For Spinning	15 658 994	184 261 114	37 287 785	462 116 414
267	Other Man-made Fibres Suitable For Spinning And Waste	6 932 853	58 731 324	25 927 705	233 838 127
268	Wool And Other Animal Hair	131 959	1 312 618	1 417 919	15 017 721
269	Old Clothing And Other Old Textile Articles; Rags	603 807	5 305 944	648 152	7 105 815
272	Fertilizers, Crude	83 468 228	908 330 334	13 034 863	136 760 374
273	Stone, Sand And Gravel	201 388 963	2 247 450 491	9 464 778	99 053 541
274	Sulphur And Unroasted Iron Pyrites	35 342 326	384 387 594	8 447 640	86 829 343
277	Natural Abrasives	818 050	20 112 503	348 625	6 872 489
278	Other Crude Minerals	378 946 293	4 122 436 158	46 471 970	469 178 805
281	Iron Ore And Concentrates	176 010 906	1 787 322 677	42 774 959	404 620 730
282	Waste And Scrap Metal Of Iron/steel	175 844 345	1 932 637 320	80 603 102	866 211 088
283	Copper Ores And Concentrates	11 304 234	11 629 442	35 387 777	39 248 207
284	Nickel Ores And Concentrates	0	1 786	0	14 100
285	Aluminium Ores And Concentrates	46 535 814	395 255 027	19 525 268	172 135 872
286	Ores And Concentrates Of Uraniumand Thorium	0	8	0	3 232
287	Ores And Concentrates Of Basemetals	2 069 739	35 038 498	4 497 732	45 591 013
288	Non-ferrous Base Metal Waste And Scraps	6 504 701	53 186 330	19 177 296	199 607 166
289	Ores And Concentrates Of Precious Metals; Waste,scraps	222	2 910	4 900	234 349
291	Crude Animal Materials	777 547	9 794 461	1 877 676	43 077 049
292	Crude Vegetable Materials	1 811 203	19 006 433	9 987 406	93 887 408
321	Coals, Pulverized Or Not	2 491 230	39 737 773	790 957	11 607 554

I-2. IMPOR MENURUT GOLONGAN BARANG SITC / IMPORT BY SITC COMMODITY GROUPS
***** NOVEMBER/NOVEMBER 2011 *****

SITC	Uraian golongan barang Group description	Berat bersih/ Net weight (Kg)		Nilai/ Value C.I.F (US\$)	
		Bulan ini Current month	Kumulatif Cum.Jan.to date	Bulan ini Current month	Kumulatif Cum.Jan.to date
C. By Commodity 3 digit SITC					
322	Briquettes, Lignite And Peat	362 489	3 052 803	102 161	1 098 678
325	Coke And Semi Coke Of Coal/lignite/peat	4 806 371	63 199 940	1 931 852	25 469 494
333	Petroleum Oil, Crude	1 324 771 185	11 918 155 213	1 130 628 613	9 997 132 555
334	Petroleum Products, Refined	2 083 949 511	25 850 713 643	2 166 365 666	25 443 461 230
335	Residual Petroleum Products, And Related Materials	84 036 515	592 518 210	56 299 594	409 091 718
342	Liquefied Propane And Butane	131 146 979	1 459 202 726	103 324 024	1 269 804 864
343	Natural Gas, Liquefied Or Not	331	14 804	380	17 129
344	Petroleum Gases And Other Gas	21 496	137 570	121 515	921 294
345	Coal Gas, Water Gas And Similar Gas	10	1 924	3 678	50 568
351	Electric Currents	22 311	458 344	10 823	70 290
411	Animal Oils And Fats	629 508	9 857 833	1 262 700	26 620 100
421	Fixed Vegetable Fats And Oils Soft,crude,refined Or Fractioned	2 537 334	23 783 238	4 756 470	41 990 061
422	Fixed Vegetable Fats And Oils Solid,crude,refined Or Fractioned	646 406	29 602 356	1 268 641	39 113 433
431	Animal And Vegetable Oil; Fat Processed And Their Wax	2 023 710	31 824 156	4 342 892	63 552 628
511	Hydrocarbon And Their Halogenated, Nitrated Derivatives	164 048 032	1 907 309 442	204 173 089	2 645 752 121
512	Alcohols,phenols,phenol-alcohols And Their Halogenated	88 854 752	833 293 337	99 962 180	986 190 007
513	Carboxylic Acids,and Their Anhydrides,halides,peroxides	39 770 788	411 090 408	62 079 222	688 512 672
514	Nitrogen-function Compounds	17 567 595	173 793 173	45 792 041	500 967 799
515	Organo-inorganic And Heterocyclic Compounds	16 145 606	156 400 315	67 280 908	734 551 097
516	Other Organic Chemicals	8 604 321	135 341 041	24 471 010	341 853 113
522	Inorganic Chemical Elements, Oxides And Halogen Salts	99 324 003	1 096 016 883	77 343 018	813 220 726
523	Metallsalts And Peroxysalts	180 445 661	1 648 804 113	66 499 761	639 111 568
524	Other Inorganic Chemicals;chemical Compound Of Precious Metals	3 212 644	27 215 155	3 756 315	34 156 727
525	Radioactive And Associated Materials	24 246	101 305	439 115	7 733 706
531	Synthetic Organic; Colouring Matter	5 552 777	60 561 047	27 048 388	330 265 329
532	Dyeing/tanning Extracts And Synthetic Tanning Materials	441 594	6 284 053	961 094	13 394 515
533	Pigments, Paints, Varnishes, And Related Materials	24 535 194	258 713 247	72 259 794	769 905 014
541	Medicinal And Pharmaceutical Products	1 445 363	16 593 809	32 979 126	421 316 181
542	Medicaments, Including Veterinary Medicaments	1 297 019	15 245 970	30 277 648	330 527 684
551	Essential Oils, Perfumes, And Flavour Materials	1 873 813	28 061 863	27 222 822	335 545 852
553	Perfumery, Cosmetics, And Toilet Preparations	5 497 238	52 577 145	34 459 979	362 206 054
554	Soap,cleansing And Polishing Preparations	7 734 113	96 368 023	22 237 877	263 475 698
562	Fertilizers, Manufactured	542 996 267	5 831 444 320	228 942 534	2 295 807 819
571	Polymers Of Ethylene In Primary Forms	62 095 133	612 189 869	91 590 523	975 869 218
572	Polimers Of Styrene In Primary Forms	15 482 990	164 173 840	34 519 168	377 761 633
573	Polimers Of Vinyl Chloride In Primary Forms	4 783 454	63 216 387	7 088 366	98 362 735
574	Poliacetals And Polycarbons In Primary Forms	26 132 570	248 048 151	65 542 222	666 456 629
575	Other Plastics In Primary Forms	104 173 011	1 129 389 634	214 746 987	2 369 936 589
579	Waste And Scrap Of Plastics	10 601 477	84 881 674	8 291 444	62 157 791
581	Tubes, Pipes, And Hoses Of Plastics	2 319 018	25 257 586	10 053 513	134 255 369
582	Plates, Sheets, And Film Of Plastics	24 333 188	272 231 918	62 450 370	753 670 623
583	Monofilament And Rod Of Plastics	355 573	3 271 840	1 715 696	18 006 694
591	Disinfectants, Insecticides, And Fungicides Put In Forms	4 367 393	50 292 702	22 989 658	256 974 055
592	Starches, Inulin, And Wheat Glutenal Buminoidal Substances; Glues	109 071 525	658 978 459	73 930 879	593 600 047
593	Explosive And Pyrotechnic Products	2 740 543	28 315 481	15 302 405	104 488 516
597	Additive For Mineral Oils	9 996 484	134 436 025	35 130 084	408 632 683
598	Miscellaneous Chemical Products	34 898 265	376 053 965	94 412 494	994 006 876
599	Residuall Products Of The Chemical Or Allied Industries, N.e.s	117	8 486	50	111 502
611	Leathers	3 686 303	42 361 972	41 092 254	420 142 563
612	Manufactures And Composition Leathers	56 819	473 901	654 415	4 352 422
613	Furskins, Tanned Or Dressed	846	37 122	38 262	1 397 804
621	Materials Of Rubber	4 736 126	44 546 145	25 682 770	247 796 261
625	Rubber Tyre,tyre Cases,tyre Treads,inner Tubes, And Tyre Flaps	9 651 935	119 780 980	43 010 728	529 948 186
629	Articles Of Rubbers	4 022 174	45 164 255	37 340 653	408 194 023
633	Cork Manufactures	61 076	717 629	296 351	3 213 807
634	Veneers,plywood,improved/reconstituted Wood Worked	54 176 239	493 266 986	25 029 880	224 207 361
635	Wood Manufactures	1 266 979	12 877 162	2 248 248	20 899 884
641	Papers And Paperboards	40 982 827	527 993 057	61 040 884	742 684 137
642	Paper And Paperboard Cut To Size/shape And Article Of Papers	11 478 248	123 460 248	37 033 940	391 644 967
651	Textile Yarns	13 034 078	138 284 710	44 398 597	508 968 398
652	Cotton Fabrics, Woven	9 473 757	109 635 988	103 233 079	1 194 545 847
653	Fabrics, Woven, Of Man-made Fibres	12 097 364	128 810 384	110 195 706	1 106 156 188
654	Textile Fabrics, Woven, Other Than Of Cotton Or Man-made Fibres	1 223 982	7 760 990	14 260 081	105 623 688
655	Knitted Or Crocheted Fabrics	11 733 000	126 129 848	105 489 663	1 160 602 845
656	Tulle,lace,embroidery,ribbons,trimmings And Other Small Wares	1 634 144	18 203 409	24 040 720	247 764 166
657	Special Yarns,textile Fabrics	15 689 728	156 157 011	76 705 274	772 784 491
658	Made-up Articles, Wholly/chiefly Of Textile Materials	2 161 873	26 391 597	4 513 011	60 744 322
659	Floor Coverings	1 667 034	16 615 160	3 511 900	37 133 137
661	Lime,cement And Fabricated Construction Materials	97 678 521	1 946 622 882	8 226 749	135 610 583
662	Clay And Refractory Construction Materials	50 125 857	446 479 024	22 162 222	201 669 080
663	Mineral Manufactures	17 626 738	150 456 770	21 634 450	223 465 162
664	Glass	27 043 278	215 433 545	19 037 465	179 725 476
665	Glassware	10 671 656	106 747 659	10 891 719	104 195 194
666	Pottery	1 885 153	22 311 157	1 133 805	13 088 394
667	Pearl, Precious And Semi Precious Stones	2 294	33 842	125 003	790 362
671	Pig Iron,spiegeleisen,sponge Iron, And Ferro-alloys	5 830 118	283 589 040	9 563 862	210 252 339
672	Ingots And Other Iron/steel In Primary Forms	167 055 789	1 854 069 096	119 142 266	1 344 071 083

I-2. IMPOR MENURUT GOLONGAN BARANG SITC / IMPORT BY SITC COMMODITY GROUPS
***** NOVEMBER/NOVEMBER 2011 *****

SITC	Uraian golongan barang Group description	Berat bersih/ Net weight (Kg)		Nilai/ Value C.I.F (US\$)	
		Bulan ini Current month	Kumulatif Cum.Jan.to date	Bulan ini Current month	Kumulatif Cum.Jan.to date
C. By Commodity 3 digit SITC					
673	Flat Rolled Products, Not Clad	235 198 022	2 635 830 502	204 666 846	2 304 481 291
674	Flat Rolled Products, Clad Or Plated	74 397 377	697 961 897	85 833 911	803 249 449
675	Flat Rolled Products And Alloy Steels	42 471 816	601 867 681	79 893 883	934 306 818
676	Iron/steel Bars, Rods, Angels, Shaped And Sections	100 402 593	933 746 922	107 877 080	1 007 431 013
677	Rail/railway And Tractor Construction Of Iron/steel Materials	12 534 526	39 324 687	15 208 697	53 769 594
678	Wire Of Iron/steel	13 428 027	164 780 645	21 247 291	254 304 755
679	Tubes, Pipes, Hollow Profile, Pipe Fitting Of Iron/steel	76 339 153	759 476 027	149 073 818	1 420 764 263
681	Silver, Platinum, And Other Metal Of The Platinum Groups	7 238	140 263	1 217 015	26 063 080
682	Copper	14 984 898	141 277 446	104 168 193	1 091 650 502
683	Nickel	181 069	1 598 711	2 940 025	30 981 006
684	Aluminium	45 437 781	507 246 246	127 325 196	1 514 789 136
685	Lead	9 135 210	93 510 244	20 178 179	237 431 385
686	Zinc	13 270 918	119 518 687	27 392 672	279 199 328
687	Tin	60 462	1 988 573	1 415 653	24 393 312
689	Miscellaneous Non-ferrous Basemetals Employed In Metallurgy	259 957	2 947 340	4 411 851	31 649 083
691	Structures And Parts Of Iron/steel Or Aluminium	7 790 229	103 296 300	20 514 659	284 733 572
692	Metal Containers For Storage And Transportations	4 071 060	41 901 493	23 499 611	168 091 205
693	Wire Products And Fencing Grills	7 967 832	72 851 681	16 466 742	152 204 096
694	Nails, Screws, Nuts, Bolts, Rivets Of Iron/steel Or Copper	10 070 656	105 086 216	54 652 427	559 091 439
695	Tools For Used In The Hand Or In Machines	6 528 342	58 803 343	53 112 187	414 208 176
696	Cutlery	1 712 070	14 886 318	5 939 268	53 174 395
697	Household Equipment Of Base Metals	4 937 118	47 606 227	12 226 173	119 644 916
699	Manufactures Of Base Metals	28 208 171	316 670 637	98 328 508	1 092 276 162
711	Steam And Other Vapour Generating Boilers And Parts	5 647 498	84 305 171	61 578 977	430 035 143
712	Steam Or Other Generating Boilers And Parts	1 195 018	37 889 105	12 601 596	361 176 093
713	Internal Combustion Piston Engines And Parts	15 470 147	179 357 097	152 831 734	1 782 534 548
714	Engines And Motors, Non-electric And Parts	524 785	4 522 422	73 302 714	411 788 742
716	Rotating Electric Plants And Parts	13 275 945	139 854 453	77 627 417	1 015 004 516
718	Other Power Generating Machines And Parts	655 010	13 920 514	8 933 144	175 153 982
721	Agricultural Machinery And Parts	2 562 610	26 140 380	14 484 790	181 389 295
722	Tractors	874 973	7 973 727	5 841 695	55 284 121
723	Civil Engineering And Contractor Plants And Equipments/parts	54 002 929	536 979 213	314 442 427	3 370 042 655
724	Textile/leather Machinery And Parts	10 823 499	101 549 923	85 692 827	865 909 285
725	Papermill/pulpmill Machinery And Paper Cutting Machines	3 513 717	40 712 521	45 874 757	462 341 551
726	Printing/book Binding Machinery And Parts	2 894 105	23 276 085	81 720 661	588 967 868
727	Food Processing Machines And Parts	3 615 968	41 400 118	43 704 705	363 859 797
728	Other Machines And Equipment Specialized For Particular Industry	14 481 280	180 164 104	143 012 767	1 816 188 932
731	Machine Tools By Removing Metal	4 104 230	34 383 450	57 634 290	395 580 806
733	Machine Tool For Working Metals	3 317 984	39 630 890	36 356 247	296 967 139
735	Parts Of Machine Tools	407 604	4 765 438	9 678 655	105 294 135
737	Metalworking Machinery And Parts	5 912 684	46 341 120	48 003 127	326 988 339
741	Heating And Cooling Equipments And Parts	15 839 960	172 215 227	115 028 274	1 271 088 192
742	Pumps For Liquid And Parts	8 027 224	78 532 891	76 727 966	805 285 625
743	Pumps, Compressors, Fans, Blowers, Centrifuges, And Parts	13 619 299	147 957 103	111 081 380	1 091 795 495
744	Mechanical Handling Equipments And Parts	29 804 459	227 682 354	127 692 583	1 133 573 463
745	Other Non-electical Machinery, Tools, And Mechanical Apparatus	3 280 526	37 119 319	52 315 264	515 086 065
746	Ball Or Roller Bearings	4 189 559	44 074 952	45 118 541	466 661 961
747	Taps, Cocks, And Valves For Pipes	4 988 778	51 576 014	58 444 990	616 771 945
748	Transmission Shafts And Cranks	11 661 807	118 583 025	118 750 748	1 163 228 504
749	Non-electric Parts And Accessories Of Machineries	2 848 473	30 932 238	43 797 497	443 860 041
751	Office Machines	2 753 030	32 657 260	45 084 633	478 736 898
752	Automatic Data Processing Machines And Their Units	4 077 131	43 816 804	233 224 257	2 000 634 756
759	Parts And Accessories For Machine Of Heading 751 Or 752	1 281 375	13 723 695	18 179 961	301 841 860
761	Television Receivers	2 066 763	20 547 330	53 004 908	553 130 139
762	Radio Broadcast Receivers	205 729	1 948 418	4 576 033	109 395 780
763	Sound Recorders Or Reproducers	232 439	2 287 629	3 835 138	38 073 769
764	Telecommunication Equipments And Parts	14 135 509	131 390 855	704 510 809	6 061 228 427
771	Electric Power Machinery And Parts	4 575 596	45 411 483	53 926 626	520 443 637
772	Electrical Apparatus For Making And Breaking Electrical Circuits	8 625 755	98 680 524	198 131 194	2 456 297 492
773	Equipment For Distributing Electricity	11 703 209	103 236 929	99 318 172	943 932 455
774	Electrical Apparatus For Medical Purposes And Radiological	351 173	1 634 979	26 667 250	128 171 546
775	Household Type, Electrical/non-electrical Equipments	9 104 792	95 718 177	41 733 245	431 736 514
776	Thermionic, Cold Cathode, And Photo Cathode Valves/tubes	5 058 579	53 666 053	180 007 528	2 113 972 241
778	Electrical Machinery And Apparatus	18 114 391	178 563 175	205 747 482	2 205 837 366
781	Passenger Motor Cars	10 876 012	168 852 548	126 817 665	1 934 351 862
782	Motor Vehicle For The Transportation Of Goods	32 393 706	315 749 379	345 751 173	3 344 066 104
783	Road Motor Vehicles	2 456 327	20 041 085	13 563 848	153 267 511
784	Parts And Accessories Of The Motor Vehicles	23 211 191	250 982 617	190 979 996	2 193 024 096
785	Motorcycles, Scooters, And Other Cycles Motorized/non Motorized	21 522 010	204 635 530	72 795 885	800 974 158
786	Trailers And Other Vehicles, Not Motorized	2 641 286	26 984 548	5 807 176	67 159 547
791	Railway Vehicles And Associated Equipments	3 159 846	16 642 519	17 017 023	90 774 961
792	Aircraft And Associated Equipments And Parts	469 408	7 544 830	289 285 998	2 797 713 404
793	Ships, Boats, And Floating Structures	231 644 934	1 012 610 051	320 365 918	1 667 984 547
811	Prefabricated Buildings	2 550 428	21 238 284	5 565 695	50 098 577
812	Sanitary, Plumbing, Heating, And Lighting Fixtures/fittings	1 681 173	25 907 540	3 907 856	74 173 524
813	Lighting Fixtures And Fittings	2 851 959	26 051 404	11 985 373	112 719 022
821	Furnitures And Parts	10 167 728	102 033 644	26 104 310	265 305 796

I-2. IMPOR MENURUT GOLONGAN BARANG SITC / IMPORT BY SITC COMMODITY GROUPS
***** NOVEMBER/NOVEMBER 2011 *****

SITC	Uraian golongan barang <i>Group description</i>	Berat bersih/ <i>Net weight</i> (Kg)		Nilai/ <i>Value C.I.F</i> (US\$)	
		Bulan ini <i>Current month</i>	Kumulatif <i>Cum.Jan.to date</i>	Bulan ini <i>Current month</i>	Kumulatif <i>Cum.Jan.to date</i>
C. By Commodity 3 digit SITC					
831	Travel Goods	3 117 356	29 208 826	13 883 802	134 378 728
841	Men's Coats/jackets, Not Knitted	384 219	4 769 782	2 452 470	43 382 320
842	Women's Coats/jacket, Not Knitted	581 797	4 955 917	4 636 001	52 802 974
843	Men's Coats/jackets, Knitted	261 127	2 418 531	1 876 448	20 770 669
844	Women's Coats/jackets, Knitted	1 175 702	9 945 343	4 664 128	49 467 648
845	Articles Of Apparel	881 051	7 279 510	7 619 567	81 589 144
846	Clothing Accessories Of Textiles Fabrics	411 494	3 921 421	6 084 471	52 904 585
848	Articles Of Apparel And Clothing Accessories Of Other Than Textile	1 211 200	11 653 364	7 840 949	77 296 500
851	Footwears	5 137 838	52 301 005	35 971 753	319 276 393
871	Optical Instrument And Apparatus	52 616	701 977	4 012 090	45 794 627
872	Medical Instruments And Appliances	1 561 419	16 553 855	23 723 692	177 663 014
873	Meters And Counters	1 105 123	10 588 325	21 847 531	201 912 962
874	Measuring, Checking, Analysing, And Controlling Instrument And	2 713 831	30 065 778	85 687 765	784 227 455
881	Photographic Apparatus And Equipments	312 725	2 838 774	6 716 876	45 014 837
882	Photographic And Chinematographic Supplies	1 065 361	13 035 829	6 383 077	78 016 750
883	Cinematograph Film, Exposed And Developed	7 447	61 040	515 873	4 170 453
884	Optical Goods	570 102	11 615 288	13 586 631	153 010 907
885	Watches And Clocks	475 613	5 010 784	3 555 428	38 364 371
891	Arms And Ammunitions	22 650	721 259	5 395 328	96 995 275
892	Printed Matter	1 567 729	15 519 397	18 798 335	197 765 537
893	Article Of Plastics	17 427 607	176 039 679	60 731 814	664 067 655
894	Baby Carriages, Toys, Games, And Sporting Goods	6 537 240	62 120 139	17 614 610	189 886 099
895	Office And Stationery Supplies	2 507 368	24 966 869	10 521 865	103 821 425
896	Works Of Art, Collectors Pieces And Antiques	361 316	1 298 818	210 025	2 430 439
897	Jewellery, Goldsmith, Silversmith Wares, And Other Articles	591 335	7 019 510	3 508 069	50 404 385
898	Musical Instrument And Parts/accessories	2 385 300	21 761 118	57 672 458	385 680 174
899	Other Miscellaneous Manufactured Articles	7 244 275	64 101 518	32 556 341	406 013 948
961	Coin Not Being Legal Tender	1 329	154 544	2 547	627 334
971	Gold, Non-monetary	578	9 786	23 867 161	66 209 165
TOTAL IMPORT		10 705 349 201	116 845 321 218	15 393 896 679	160 959 985 005

I.3. IMPOR MENURUT KOMODITI / IMPORT BY HS COMMODITY
***** NOVEMBER/NOVEMBER 2011 *****

HS	Uraian Komoditi Commodity Description	Berat Bersih / Net Weight (Kg)		Nilai / Value C.I.F (US\$)	
		Bulan ini Current Month	Kumulatif Cum.Jan. to date	Bulan ini Current Month	Kumulatif Cum.Jan. to date
0102901000	Live oxen, other than pure-bredbreeding animals	12 218 018	108 333 956	34 332 704	291 110 574
0102902000	Live buffaloes, other than pure-bredbreeding animals	108 159	3 538 838	330 058	7 299 906
0103100000	Live swine, pure-bred breeding animals	0	107	0	10 207
0105119000	Fowls spec.gallus domesticus, live, weight <=185g, other than breec	0	92	0	4 554
0105199000	Breeding guinea fowls, live, weight<=185g	0	170	0	7 322
0105941000	Breed.fowl of the spec.gallus domesticus,oth than fighting cock, w	0	2 464	0	186 140
0106190000	Live mammals, oth than primates, dolphinporpoises, manatees an	42	46	256	1 202
0106200000	Live reptiles (including snakes andturtles)	0	101	0	949
0106390000	Other birds, live	862	2 245	12 287	64 833
0106900000	Other live animals, for humanconsumption	57	1 681	2 574	51 224
0201200000	Oth cuts with bone in of bovine animals,fresh or chilled	1 951	2 372	9 134	14 524
0201300000	Meat of bovine animals, boneless,fresh or chilled	405 144	2 101 087	2 004 445	10 627 298
0202100000	Carcasses & half-carcasses of bovineanimals, frozen	58 178	671 062	205 686	2 166 742
0202200000	Oth cuts with bone in of bovine animals,frozen	664 468	4 881 862	1 821 852	10 830 741
0202300000	Meat of bovine animals, boneless,frozen	4 147 053	49 499 814	15 030 122	182 697 156
0203290000	Other meat of swine, frozen	55 297	134 216	244 876	653 163
0204100000	Carcasses & half-carcasses of lamb,fresh or chilled	0	18 368	0	78 981
0204220000	Oth cuts with bone in of sheep,fresh or chilled	2 287	13 315	29 620	169 358
0204230000	Other meat of sheep, boneless, fresh orchilled	2 433	6 425	11 507	71 058
0204300000	Carcasses&half-carcasses of lamb,frozen	0	1 710	0	13 807
0204410000	Carcasses & half-carcasses of sheep,frozen	0	75 839	0	549 286
0204420000	Oth cuts with bone in of sheep, frozen	39 842	387 770	323 830	3 169 250
0204430000	Other meat of sheep, boneless, frozen	13 329	188 361	148 633	1 570 190
0204500000	Meat of goats, fresh, chilled or frozen	24 075	226 621	35 492	510 336
0206210000	Tongues of bovine animals, frozen	0	44 841	0	135 084
0206220000	Livers of bovine animals, frozen	369 511	1 920 683	769 595	3 994 539
0206290000	Other edible offal of bovine animals,frozen	3 184 218	29 794 502	7 937 006	69 087 971
0206900000	Edible offal of sheep, goats, horses,asses, mules or hinnies, frozen	0	1 033	0	6 159
0207149000	Oth cuts & offals of fowl of the speciesgallus domesticus, frozen	0	8 980	0	29 236
0207250000	Meat and edible offal of turkeys, notcut in pieces, frozen	22 048	169 526	67 091	502 765
0207279000	Oth cuts and offal of turkeys, frozen	0	33	0	446
0207331000	Meat and edible offal of ducks,not cut in pieces, frozen	0	465 113	0	775 871
0207340000	Fatty livers of ducks, geese or guineafowls, fresh or chilled	0	3 460	0	100 560
0207369000	Oth cut & offal of ducks, geese/guineafowls, frozen	0	18 100	0	28 606
0208300000	Meat and edible offal of primates,fresh, chilled or frozen	0	14 998	0	48 349
0208900010	Frogs legs	50 250	120 329	239 013	578 302
0208900090	Oth meat & edible offal, fresh, chilledor frozen	0	36	0	50
0210199000	Other of swine, salted, in brine, driedor smoked	15 944	15 944	81 687	81 687
0210999000	Oth meat & edible, incl. frours & mealssalted, in brine, dried or sm	8 880	77 987	73 930	583 696
0301101000	Ornamental fish fry, live	0	808	0	4 665
0301102000	Ornamental marine fish, live	0	823	0	8 700
0301103000	Freshwater ornamental fish, live	0	2 256	0	21 115
0301992100	Other live fish fry, for breeding	0	660	0	22 932
0301994090	Other freshwater fish, live	0	225 920	0	208 110
0302120000	Pacific/atlantic/danube salmon, excl.filletts, livers/roes, fresh or ch	0	23 080	0	219 257
0302190000	Oth salmonidae fish,excl.fillet, liverand roes, fresh or chilled	0	20 159	0	19 192
0302290000	Oth flat fish, excl.fillet,liver & roesfresh or chilled	21 131	46 452	23 085	77 475
0302320000	Yellowfin tunas,excl.filletts, livers &roes, fresh or chilled	0	198 714	0	147 315
0302330000	Skipjack or stripe-bellied bonito,excl.filletts,livers & roes,fresh or ct	0	52 364	0	82 347
0302390000	Oth tunas, excl.filletts, livers & roes,fresh or chilled	0	29 566	0	28 963
0302500000	Cod, excluding filletts, livers & roes,fresh or chilled	0	13	0	28
0302610000	Sardines, excl. filletts, livers & roes,fresh or chilled	132 800	668 834	84 992	469 005
0302640000	Mackerel, excl. filletts livers & roes,fresh or chilled	56 000	509 260	42 000	414 354
0302660000	Eels, excl. filletts, livers and roes,fresh or chilled	0	7 800	0	35 100
0302691090	Other marine fish excl.filletts, liversand roes, fresh or chilled	0	48 868	0	47 814
0302692010	Tilapia, excl.filletts, livers and roes,fresh or chilled	0	11 897	0	11 631
0302692090	Other freshwater fish, excl.filletts,livers and roes, fresh or chilled	0	28 277	0	28 400
0302700000	Livers & roes of fish, fresh/chilled	12	5 503	263	13 116
0303110000	Sockeye salmon, excl.filletts, livers &roes, frozen	0	33 995	0	96 605
0303190000	Oth pacific salmon, excl.fillet, liverand roes, frozen	114 510	241 610	365 245	973 303
0303210000	Trout, excl.filletts, livers and roes,frozen	0	24 920	0	172 931
0303220000	Atlantic & danube salmon, excl.filletts,livers and roes, frozen	60 603	271 321	483 057	2 439 407
0303290000	Other salmonidae, excl.filletts, liversand roes, frozen	0	6 824	0	40 183
0303310000	Halibut, excl.filletts, livers and roes,frozen	0	20 637	0	111 245
0303330000	Sole, excl.filletts, livers & roes,frozen	0	424	0	6 840
0303390000	Oth flat fish, excl.filletts,livers &roes, frozen	33 005	541 088	242 043	2 071 209
0303410000	Albacore/longfinned tunas,excl.fillet,livers and roes, frozen	0	736 913	0	1 727 559
0303420000	Yellow fin tunas, excl.fillet, liver &roes, frozen	23 169	2 848 647	146 887	7 470 823
0303430000	Skipjack or stripe-bellied bonito,excl.filletts, livers and roes, frozen	361 450	21 798 792	322 659	24 908 038
0303490000	Oth tunas, excl.filletts,livers & roes,frozen	0	765 604	0	695 714
0303510000	Herring clupea harengus,clupea pallasii),excl.filletts,livers and roes,	0	18	0	259

I.3. IMPOR MENURUT KOMODITI / IMPORT BY HS COMMODITY
***** NOVEMBER/NOVEMBER 2011 *****

HS	Uraian Komoditi Commodity Description	Berat Bersih / Net Weight (Kg)		Nilai / Value C.I.F (US\$)	
		Bulan ini Current Month	Kumulatif Cum.Jan. to date	Bulan ini Current Month	Kumulatif Cum.Jan. to date
0303520000	Cod (gadus morhua, ogac, macrocephalu),excl.fillet,ivers and roe	0	67 052	0	531 177
0303610000	Swordfish (xiphias gladius),excl.fillet,ivers and roes,frozen	74 775	549 998	123 350	483 534
0303710000	Sardines, excl.fillet, ivers and roes,frozen	1 425 437	72 370 716	810 476	42 192 905
0303740000	Mackerel, excl.fillet, ivers and roes,frozen	5 946 190	85 987 983	4 844 020	65 594 053
0303750000	Dogfish and other sharks, excl.fillet,ivers and roes, frozen	35 925	197 482	137 584	734 376
0303760000	Eels, excl.fillet, ivers & roes,frozen	0	67 262	0	170 380
0303770000	Sea bass, excl.fillet, ivers and roes,frozen	0	27 064	0	75 179
0303791090	Other marine fish, excl.fillet, iversand roes, frozen	275 580	11 883 999	279 731	9 388 237
0303792010	Tilapia, excl.fillet, ivers and roes,frozen	0	604 600	0	543 636
0303792090	Other freshwater fish, excl.fillet,ivers and roes, frozen	0	407 458	0	333 928
0303802000	Roes of fish, frozen	0	833	0	940
0304190000	Other fish fillets,fresh or chilled	0	10 271	0	21 987
0304210000	Swordfish (xiphias gladius)frozen fillets	0	38 048	0	335 650
0304290000	Other fish fillets,frozen	82 845	2 046 961	321 283	6 181 074
0304990000	Other fish meat (whether or not minced)frozen	168 174	905 833	146 030	810 885
0305100000	Flours, meals and pellets of fish,fit for human consumption	700	80 642	5 375	148 291
0305201000	Livers & roes of freshwater fish, dried,salted or salted or in brine	0	469 887	0	375 909
0305209000	Others livers & roes of fish, dried,smoked, salted or in brine	117	182 422	5 954	142 341
0305300000	Fish fillets, dried,salted or in brine,but not smoked	5 490	5 490	29 262	29 262
0305420000	Herrings, smoked, including fillets	0	6 602	0	9 900
0305490000	Other smoked fish, including fillets	0	287 359	0	491 950
0305510000	Cod(gadus morhua/ogac/macrocephalus),dried,salted/unsalted bu	0	500	0	3 839
0305591000	Sharks fins, dried, salted/unsaltedbut not smoked	4 482	77 325	186 954	1 515 594
0305592000	Marine fish, including anchovies, dried,salted/unsalted, but not sr	0	7 946 600	0	6 728 506
0305599000	Other dried fish, salted/unsalted butnot smoked	0	829 755	0	773 479
0306110000	Rock lobsters and oth sea crawfish, (Ja,Palinurus,Panulirus spp.) fr	13 500	139 200	45 900	685 317
0306130000	Shrimps and prawns, frozen	373 018	2 237 499	1 944 013	10 456 703
0306140000	Crabs, frozen	246 753	3 384 473	2 254 016	35 396 866
0306190000	Other, incl flours, meals & pellets ofcrustac, fit for human consumj	20	49 720	254	415 766
0306231000	Shrimps and prawns, breeder	0	6 415	0	179 740
0306232000	Shrimps and prawns,other than breeder,live	0	1 668	0	69 742
0306239900	Oth shrimps and prawns, not frozenin oth than airtight containers	0	4 500	0	6 300
0306249900	Other crabs, not frozennot in airtight containers	4 878	30 047	84 067	480 765
0306299900	Other crustaceans, not frozenin oth than airtight containers	0	15 937	0	113 396
0307101000	Oysters, live	0	128	0	1 247
0307102000	Oysters, fresh, chilled or frozen	0	40 204	0	212 464
0307212000	Scallops, fresh or chilled	0	2 721	0	58 464
0307291000	Scallops, frozen	138 485	1 026 561	284 702	2 407 797
0307312000	Mussels, fresh or chilled	0	235	0	2 108
0307391000	Mussels, frozen	0	59 962	0	165 793
0307392000	Mussels, dried, salted or in brine	0	11	0	4
0307412000	Cuttle fish and squid,fresh or chilled	0	1 512	0	2 810
0307491000	Cuttle fish and squid, frozen	159 399	4 535 183	183 603	4 703 724
0307492000	Cuttlefish&squid,dried,salted/in brine	0	3 314	0	10 275
0307512000	Octopus, fresh or chilled	0	160	0	368
0307591000	Octopus, frozen	71 479	556 752	158 492	1 050 458
0307602000	Snails, other than sea snails, fresh,chilled or frozen	0	270	0	285
0307991000	Other molluscs, frozen	0	902	0	2 970
0307999000	Oth aquatic invertebrates not crstceans,for human consumpt drier	0	1 769	0	3 860
0401100000	Milk and cream, not concentrated, no addsugar, of a fat content, t	119 835	1 663 473	404 923	6 370 335
0401200000	Milk and cream, not concentrated, no addsugar, of a fat content, t	77 719	412 264	147 757	771 238
0401300000	Milk and cream, not concentrated, no addsugar, of a fat content, t	269 188	2 764 800	895 422	8 504 527
0402103000	Milk&cream fat cont<=1.5%,in solid formadded sugar/oth sweet,ir	8 856 377	107 424 091	31 802 574	369 217 955
0402109000	Milk&cream fat cont<=1.5%,in solid formadded sugar/oth sweet,ir	1 754 748	11 383 080	6 358 605	40 686 124
0402212000	Milk&cream fat cont> 1.5%,in solid formnot added sugar/oth swee	2 364 770	28 853 502	9 517 305	118 711 965
0402219000	Milk&cream fat cont> 1.5%,in solid formnot added sugar/oth swee	1 616 050	13 005 012	6 837 017	54 875 528
0402292000	Milk&cream fat cont> 1.5%,in solid formadded sugar/oth sweet,in	742 000	10 011 175	2 769 142	36 262 178
0402299000	Milk&cream fat cont> 1.5%,in solid formadded sugar/oth sweet,in	554 414	10 494 410	4 117 891	92 147 983
0402990000	Other milk&cream, containing addededsugar/other sweetening	1 111 411	5 390 425	1 419 073	7 513 713
0403101100	Yoghurt in liquid form, incl. condensedform,cont.fruits, nuts, coco:	70	24 556	10 263	78 055
0403101900	Yoghurt in other form, containing fruits,nuts, cocoa or flavoring m.	13 248	63 047	43 799	238 058
0403109100	Yoghurt in condensed form, not contain frnut, cocoa, or flavoring n	0	49 325	0	45 685
0403109900	Yoghurt in other form, not contain fruitnut, cocoa, or flavoring ma	16 774	76 874	49 304	145 947
0403901000	Buttermilk	603 700	6 039 029	2 122 075	20 833 341
0403909000	Curdled milk and cream, kephir & otherfermented milk and cream	24 948	271 377	53 492	562 555
0404101100	Whey, whether/not concentrated/containadd sugar/sweetening,fi	6 303 615	65 209 473	11 834 932	110 619 957
0404101900	Modified whey,whether/not concentr/contadd sugar/sweetening,	1 006 725	17 424 991	2 804 549	37 907 617
0404900000	Oth products consisting of natural milk	64 213	979 300	112 423	1 393 799
0405100000	Butter derived from milk	975 029	7 833 633	4 796 421	42 012 649
0405200000	Dairy spreads derived from milk	3 124	12 855	8 655	39 843
0405901000	Anhydrous butterfat derived from milk	344 443	5 802 648	1 772 469	36 862 752

I.3. IMPOR MENURUT KOMODITI / IMPORT BY HS COMMODITY
***** NOVEMBER/NOVEMBER 2011 *****

HS	Uraian Komoditi Commodity Description	Berat Bersih / Net Weight (Kg)		Nilai / Value C.I.F (US\$)	
		Bulan ini Current Month	Kumulatif Cum.Jan. to date	Bulan ini Current Month	Kumulatif Cum.Jan. to date
0405902000	Butter oil derived from milk	0	98 430	0	700 777
0405903000	Ghee derived from milk	0	135	0	2 816
0405909000	Other fats and oils derived from milk	51 152	455 030	286 884	2 783 810
0406101000	Fresh cheese (unripened or uncured),including whey cheese	395 874	9 552 726	1 817 067	43 316 827
0406109000	Fresh curd (unripened or uncured)	0	878	0	101
0406201000	Grated/powdered cheese,in packages ofa gross weight exceeding	7 475	127 416	55 700	1 042 958
0406209000	Grated/powdered cheese,in packages ofa gross weight <= 20 kg	32 078	290 540	208 957	1 803 141
0406300000	Processed cheese,not grated or powdered	675 992	5 652 069	3 337 789	27 734 626
0406400000	Blue veined cheese and oth cheesecont veins prod by penicillium r	0	294	0	2 967
0406900000	Other cheese	29 765	564 861	150 596	2 902 397
0407001100	Hens' eggs, fresh for hatching	0	2	0	183
0407009900	Other birds' eggs, in sheel ,preserved or cooked	0	3	0	232
0408110000	Egg yolks, dried	10 474	311 776	54 450	1 404 310
0408190000	Egg yolks, other than dried	15 700	44 959	39 250	124 600
0408910000	Birds' eggs, not in shell, dried	90 276	784 370	499 085	4 170 008
0408990000	Birds eggs, not in shell, oth than dried	0	1 354	0	3 490
0409000000	Natural honey	178 801	2 213 723	837 120	7 488 396
0410009000	Other edible products of animal origin,not elsewhere specified or i	0	1 240	0	55 668
0501000000	Human hair, unworked, whether or notwashed or scoured; waste	3 601	73 542	321 825	6 025 552
0502900000	Badger hair and other brush making hairand waste thereof	121 890	1 178 864	626 016	6 923 264
0505101000	Duck feathers and down, of a kind usedfor stuffing	5 060	581 412	304 963	16 713 526
0505109000	Feathers and down other than duck, ofa kind used for stuffing	0	1 757	0	102 538
0505901000	Duck feathers and down, used other thanfor stuffing	5 541	231 275	52 741	3 888 254
0505909000	Other skins and parts of birds; powderand wsate of feather or parti	404 298	3 273 879	338 095	3 331 360
0506900000	Other bones and horn-cores	0	4	0	20
0507101000	Rhinoceros horns; ivory powder andwaste	0	172	0	16 553
0507901000	Horns,antlers,hooves,nails,claws andbeaks, unworked/simply prep	0	435	0	2 459
0507909000	Whalebone and whalebone hair; powderand waste of these produ	0	40	0	229
0508001000	Coral&similar material,unworked/simplyprepared but not otherwi	2 000	5 100	40 000	100 950
0508002000	Shells of molluscs, crustaceans/echinoderms,unworked/simply pre	0	33 919	0	112 746
0508009000	Cuttle-bone,unworked/simply preparednot cut to shape,powder&	15 500	160 760	6 231	107 671
0511100000	Bovine semen	0	206	0	182 807
0511912000	Roes	0	400	0	1 508
0511913000	Artemia egg (brine shrimp egg)	0	76 230	0	1 589 074
0511919000	Oth.product of fish or crustaceans,moluscs or oth.aqua invertabra	32 000	703 835	19 200	936 906
0511991100	Semen of swine, sheep or goats	0	405	0	40 277
0511999000	Other animal products not elsewherespecified or included	187 657	3 472 226	168 605	3 001 355
0601100000	Bulbs, tubers, tuberous roots, corms,crowns & rhizomes, dormant	24 903	253 284	9 599	186 723
0601209000	Bulbs,tubers,tuberous roots, cormscrowns & rhizomes, in growth o	26 140	178 720	31 204	323 803
0602101000	Orchid cuttings and slips, unrooted	0	1 005	0	1 139
0602109000	Unrooted cutting and slips of oth plants	53 245	219 367	28 826	115 411
0602400000	Roses, grafted or not	0	890	0	38 756
0602902000	Orchid seedlings	3 504	12 577	8 784	47 749
0602904000	Budded rubber stumps	0	58	0	2 061
0602909000	Other live plants; mushroom spawn	31 949	192 660	884 724	1 851 504
0603140000	Chrysanthenums, fresh flowers of a kindsuitable for bouquets/orn	200	3 224	9 800	61 608
0603900000	Flowers of a suitable for ornamental, dried, dyed, bleached / othw	0	4 298	0	14 334
0604100000	Mosses and lichens	0	54 686	0	145 245
0604910000	Foliage, branches & oth parts of plants,fresh	1 001	24 919	920	23 496
0604990000	Foliage, branches & oth parts of plants,other than fresh	1 043	1 097	1 500	1 617
0701100000	Potatoes seed, fresh or chilled,	0	2 257 045	0	2 215 872
0701900000	Potatoes, other than seed, fresh or chilled	6 115 994	68 397 751	3 423 944	40 664 599
0702000000	Tomatoes, fresh or chilled	0	17 837	0	74 132
0703101900	Onions,fresh/chilled,oth.than bulbsfor propagation	7 037 090	72 031 804	2 981 586	31 026 922
0703102100	Shallots bulbs for propagationfresh or chilled	0	4 086 360	0	1 922 195
0703102900	Shallots,fresh/chilled,oth than bulbsfor propagation	2 057 288	154 150 256	999 510	74 550 773
0703209000	Garlic,fresh/chilled, oth than bulbsfor propagation	17 507 357	381 772 001	9 809 398	252 229 472
0703909000	Leeks & oth.alliaceous, fresh/chilledoth than bulbs for propagatio	55 585	553 214	79 462	752 801
0704101000	Cauliflowers, fresh or chilled	40 761	256 351	32 296	276 257
0704102000	Headed broccoli, fresh or chilled	44 967	725 147	61 323	883 744
0704200000	Brussels sprouts, fresh or chilled	0	150	0	674
0704901000	Cabbages, fresh or chilled	163 890	718 939	46 272	634 606
0704909000	Kohlrabi, kale and similar ediblebrassicas, fresh or chilled	49 385	229 288	42 026	360 967
0705110000	Cabbage lettuce (head lettuce), freshor chilled	3 969	64 266	3 857	115 621
0705190000	Other lettuce, fresh or chilled	2 728	37 552	3 647	38 861
0705290000	Other chicory, fresh or chilled	0	6 506	0	2 317
0706101000	Carrots, fresh or chilled	3 341 305	36 323 374	1 792 309	19 073 122
0706102000	Turnips, fresh or chilled	0	8	0	36
0706900000	Salad beetroot,salsify,celeriac,radishand similar edible roots,fresh,	2 331	7 263	1 655	8 426
0707000000	Cucumbers and gherkins, fresh/chilled	1 326	28 105	2 448	48 312
0708100000	Peas (pisum sativum), fresh/chilled	901 317	9 116 223	455 506	3 698 974

I.3. IMPOR MENURUT KOMODITI / IMPORT BY HS COMMODITY
***** NOVEMBER/NOVEMBER 2011 *****

HS	Uraian Komoditi Commodity Description	Berat Bersih / Net Weight (Kg)		Nilai / Value C.I.F (US\$)	
		Bulan ini Current Month	Kumulatif Cum.Jan. to date	Bulan ini Current Month	Kumulatif Cum.Jan. to date
0708200000	Beans (vigna spp., phaseolus spp.),fresh or chilled	23 000	115 000	31 970	165 370
0708900000	Other leguminous vegetables, fresh orchilled	0	97 617	0	128 882
0709200000	Asparagus, fresh or chilled	62	3 404	146	5 054
0709300000	Aubergines (egg-plants),fresh/chilled	0	162	0	191
0709400000	Celery oth than celeriac,fresh/chilled	2 803	45 807	9 297	105 497
0709510000	Mushrooms of the genus agaricus, freshor chilled	59 720	493 873	96 624	759 220
0709590000	Other mushrooms, fresh or chilled	11 165	461 357	15 476	632 623
0709601000	Chillies, other than giant chillies,fresh or chilled	148 998	5 254 943	144 261	4 954 928
0709609000	Other fruits of the genus capsicum orof the genus pimenta, fresh c	7 069	2 156 196	12 234	1 927 211
0709700000	Spinach, new zealand spinach & orachespina	843	14 489	1 055	20 174
0709909000	Other vegetables, fresh or chilled	103 584	1 238 356	118 425	1 389 236
0710100000	Potatoes, frozen	629 791	11 415 150	779 857	8 586 308
0710210000	Peas (pisum sativum), frozen	48 232	1 756 259	59 194	1 087 462
0710290000	Other leguminous vegetable, frozen	134 283	915 810	161 610	1 075 623
0710300000	Spinach,new zealand spinach and orachespina	3 856	28 478	11 809	86 309
0710400000	Sweet corn, frozen	38 813	980 619	28 819	1 110 425
0710800000	Other vegetables, frozen	67 755	912 024	156 087	1 115 167
0710900000	Mixtures of vegetables, frozen	94 399	923 159	124 030	1 011 659
0711201000	Olives, preserved by sulphur dioxide gas	0	1	0	28
0711209000	Olives, preserved in other preservation	175	9 877	2 351	57 634
0711409000	Cucumber and gherkins, preserved inother	0	8 858	0	7 844
0711519000	Mushrooms of the genus agaricuspreserved	0	8 022	0	10 987
0711599000	Other mushrooms and trufflespreserved	0	1 508	0	4 450
0711901000	Sweet corn, provisionally preserved	0	23 697	0	134 142
0711902000	Chillies, provisionally preserved	13 000	809 222	8 294	798 107
0711903000	Capers, provisionally preserved	108	2 693	1 450	10 229
0711909000	Oth vegetables, mixtures of vegetablesprovisionally	0	1 171 577	0	1 037 228
0712200000	Onios, dried, whole, cut, sliced,broken/in powder, but not further	210 229	3 481 217	610 188	10 072 588
0712310000	Mushrooms (genus agaricus), dried,whole,broken/in powder, but n	0	13 005	0	56 895
0712320000	Wood ears (auricularia spp.),dried,whole,broken/in powder, but n	16 344	262 025	18 109	293 461
0712330000	Jelly fungi (tremella spp.),dried,whole,cut, broken/in powder, but r	7 760	39 000	8 536	43 275
0712391000	Truffles, dried, whole, cut, sliced,broken/in powder, but not furthe	0	123 131	0	317 380
0712392000	Shiitake(dong-gu),dried,whole,cut,sliced,broken/in powder, but nc	0	6 177	0	12 857
0712399000	Other mushrooms, dried, whole,cut,sliced,broken/in powder, but	16 970	488 378	32 059	1 099 032
0712901000	Garlic, whole, cut, sliced,broken/in powder, but not further prep	179 866	2 528 195	363 399	4 420 265
0712909000	Other vegetables/mixtures of vegetableswhole, cut, sliced, but no	290 208	2 630 269	370 510	3 843 819
0713101000	Peas, dried, for sowing	0	5 587	0	22 456
0713109000	Peas, dried, other than for sowing	1 051 182	8 388 848	479 157	3 144 430
0713209000	Chickpeas(garbanzos), dried, other thanfor sowing	29 203	922 048	30 589	405 251
0713319000	Beans (vigna mungo hepper/vigna radiatawilczek), dried, other tha	1 838 135	62 552 131	1 851 669	57 342 955
0713329000	Small red(adzuki) beans(phaseolus/vigna)dried, other than for sow	7 787	147 246	8 020	154 959
0713331000	Kidney beans, including white pea beans(phaseolus vulgaris),dried	0	1 381	0	4 174
0713339000	Kidney beans, including white pea beansdried, other than for sowi	374 768	8 316 036	179 819	3 514 320
0713399000	Other beans,dried,other than for sowing	263 000	3 943 747	107 629	2 958 941
0713409000	Lentils, dried, other than for sowing	0	2 438	0	11 564
0713501000	Broad beans & horse beans, dried, forsowing	0	117 640	0	68 927
0713509000	Broad beans & horse beans, dried,other than for sowing	955 640	12 012 114	693 970	7 809 726
0713901000	Other dried leguminous vegetables,for sowing	0	2 000	0	30 000
0713909000	Other dried leguminous vegetables,other than for sowing	558 190	5 878 066	586 981	4 794 242
0714109000	Manioc (cassava), in other form	0	5 648	0	21 915
0714200000	Sweet potatoes	2 392	21 513	3 995	39 336
0714909000	Arrowroot, salep, jerusalem artichokes,& similar roots/tubers wit	1 240	6 144 874	1 450	3 582 051
0801110000	Coconuts, desiccated, fresh or dried	0	76 656	0	204 659
0801190000	Coconuts, other than desiccatedfresh or dried	128 459	933 506	96 660	670 033
0801220000	Brazil nuts, shelled, fresh or dried	0	5 672	0	21 167
0801310000	Cashew nuts, in shell, fresh or dried	0	3 798 105	0	5 476 354
0801320000	Cashew nuts, shelled, fresh or dried	158 765	1 267 839	1 270 918	9 572 645
0802110000	Almonds, in shell, fresh or dried	0	2 219	0	13 594
0802120000	Almonds, shelled, fresh or dried	39 584	622 656	206 884	3 337 075
0802220000	Hazelnut/filberts, shelled, fresh/dried	2 000	34 281	18 200	267 860
0802320000	Walnuts, shelled, fresh or dried	58	29 778	697	268 923
0802400000	Chestnuts (castanea spp.), fresh/dried,whether or not,shelled or p	7 799	66 273	10 106	82 487
0802500000	Pictachios, fresh or dried	31 000	127 360	21 700	144 962
0802600000	Macadamia nuts,fresh or dried,whether or not,shelled or peeled	0	3 627	0	38 011
0802901000	Areca nuts, fresh or dried	11 200	25 404	7 840	17 788
0802909000	Other nuts, fresh or dried	19 098	82 023	16 461	292 765
0803001000	Pisang mas, pisang rastali, pisangberangan & pisang embun, fresh/	34 363	1 226 252	19 226	518 409
0803009000	Other bananas, including plantains,fresh or dried.	6 259	324 251	6 076	276 031
0804100000	Dates, fresh or dried	1 398 796	18 383 323	1 377 858	19 027 276
0804200000	Figs, fresh or dried	0	3 287	0	14 069
0804300000	Pineapples, fresh or dried	17 894	59 697	15 949	46 281

I.3. IMPOR MENURUT KOMODITI / IMPORT BY HS COMMODITY
***** NOVEMBER/NOVEMBER 2011 *****

HS	Uraian Komoditi Commodity Description	Berat Bersih / Net Weight (Kg)		Nilai / Value C.I.F (US\$)	
		Bulan ini Current Month	Kumulatif Cum.Jan. to date	Bulan ini Current Month	Kumulatif Cum.Jan. to date
0804400000	Avocados, fresh or dried	0	13 223	0	18 296
0804501000	Guavas	4 876	47 102	5 800	53 794
0804502000	Mangoes	0	980 491	0	800 355
0804503000	Mangoesteens	0	18 978	0	14 016
0805100010	Oranges, fresh	2 234 969	31 167 330	1 684 970	23 634 031
0805200000	Mandarin (incl. tangerines & satsumas),& similar citrus hybrids, fr	16 925 259	160 266 770	15 046 084	143 197 723
0805400000	Grapefruit, including pomelosfresh or dried	25 533	276 824	23 995	247 423
0805500000	Lemons and limes, fresh or dried	139 782	1 494 015	134 933	1 483 254
0805900000	Other citrus fruit, fresh or dried	15 372	126 556	17 089	171 435
0806100000	Grapes, fresh	4 443 303	51 620 111	8 750 853	104 728 041
0806200000	Grapes, dried	252 169	2 153 357	502 125	4 371 383
0807110000	Watermelons, fresh	13 647	754 068	9 088	415 473
0807190000	Other melons, fresh	773	344 996	930	356 027
0807209000	Other papaws (papayas), fresh	37 916	292 450	18 987	144 338
0808100000	Apples, fresh	14 993 208	190 184 303	12 980 670	166 844 478
0808200000	Pears and quinces, fresh	7 493 831	123 404 768	6 048 083	98 661 807
0809100000	Apricots, fresh	0	77	0	324
0809200000	Cherries, fresh	0	6 037	0	24 562
0809300000	Peaches, including nectarines, fresh	0	4 315	0	11 644
0809400000	Plums and sloes, fresh	9 478	124 148	13 054	179 747
0810100000	Strawberries, fresh	49	187 239	62	420 512
0810200000	Raspberries, blackberries, mulberries,loganberries, fresh	21	170	28	770
0810400000	Cranberries, bilberries & other fruitsof the genus vaccinium, fresh	0	19 664	0	84 338
0810500000	Kiwi fruit, fresh	257 356	3 293 036	492 769	6 702 218
0810600000	Durians, fresh	244 353	26 851 343	336 991	37 773 837
0810901000	Longans, fresh	6 031 246	89 150 347	6 956 506	103 918 285
0810902000	Lychees, fresh	8 190	587 883	17 971	545 984
0810903000	Rambutan, fresh	0	24 205	0	13 823
0810904010	Langsat, fresh	0	5 292	0	2 150
0810904020	Starfruit, fresh	0	1 076	0	334
0810905000	Jackfruits (cempedak and nangka), fresh	2 962	58 133	2 253	44 773
0810906000	Tamarinds, fresh	0	996 744	0	837 064
0810907000	Mata kucing, frseh	0	612	0	800
0810908000	Black, white or red currants andgooseberries,fresh	2 500	35 191	11 875	160 162
0810909000	Other fruit, fresh	826 782	12 930 092	719 175	10 912 133
0811100000	Strawberries, uncooked or cooked bysteaming or boiling water, fr	29 207	299 003	65 622	537 528
0811200000	Raspberries,blackberries,mulberries,loganberries,currant,goosebe	10 109	49 575	53 626	230 453
0811900000	Other fruit and nuts,uncooked/cooked bysteaming or boiling wate	26 135	260 332	162 976	1 242 039
0812100000	Cherries, provisionally preserved	16 003	26 904	60 740	97 777
0812900000	Oth fruit & nut,provisionally preserved	0	50 666	0	176 238
0813100000	Apricots, dried	73	41 272	974	154 413
0813200000	Prunes, dried	0	19 770	0	52 885
0813300000	Apples, dried	0	1 150	0	8 724
0813401000	Longans, dried	0	3 394	0	2 885
0813402000	Tamarinds, dried	24 600	6 234 221	7 995	2 739 063
0813409000	Other fruit, dried,	1 920	13 719	130 560	218 945
0813502000	Mixture of which dates/nuts other thancashew nuts/brazil nut pre	0	3 366 726	0	3 812 590
0814000030	Peel of citrus fruit or melons,watermelons, dried	560	2 710	3 276	19 322
0901111000	Arabica wib or robusta oib, not roastednot decaffeinated	2 912 953	13 817 423	7 125 075	36 365 289
0901119000	Oth coffee,not roasted,not decaffeinated	0	309 600	0	1 261 152
0901129000	Oth coffee, not roasted, decaffeinated	1 498	8 387	4 783	63 254
0901211000	Coffee, roasted, not decaffeinated,unground	37 014	375 352	480 180	2 678 727
0901212000	Coffee, roasted, not decaffeinated,ground	19 036	73 724	171 261	608 760
0901221000	Coffee, roasted, decaffeinated,unground	840	2 586	11 150	34 886
0901222000	Coffee, roasted, decaffeinated, ground	7	577	320	11 413
0901902000	Coffee substitutes containing coffee	0	3 000	0	14 933
0902101000	Green tea (not fermented), in packing<= 3 kg, leaf	0	2 025	0	3 968
0902109000	Green tea (not fermented), in packing<= 3 kg, other than leaf	486	42 019	637	111 858
0902201000	Green tea (not fermented), in packing> 3 kg, leaf	824 272	3 085 696	807 623	3 470 725
0902209000	Green tea (not fermented), in packing> 3 kg, other than leaf	29 391	519 001	169 611	1 462 749
0902301000	Black tea (fermented),in packing <= 3 kgleaf	6 518	8 160	20 753	30 724
0902309000	Black tea (fermented),in packing <= 3 kgother than leaf	1 799	43 154	28 418	663 253
0902401000	Black tea (fermented), in packing > 3 kgleaf	1 680 286	6 084 199	1 179 693	5 515 920
0902409000	Black tea (fermented), in packing > 3 kgother than leaf	437 846	7 312 387	1 092 098	13 475 234
0903000000	Mate	0	1	0	2
0904111000	White pepper, neither crushed nor ground	229 206	3 039 205	206 571	4 131 554
0904112000	Black pepper, neither crushed nor ground	40 000	675 610	298 613	3 872 696
0904119000	Other pepper, neither crushed nor ground	1 104	64 752	2 628	390 558
0904121000	White pepper, crushed or ground	0	909	0	9 803
0904122000	Black pepper, crushed or ground	401	8 371	3 509	99 719
0904129000	Other pepper, crushed or ground	147	10 813	739	63 509

I.3. IMPOR MENURUT KOMODITI / IMPORT BY HS COMMODITY
***** NOVEMBER/NOVEMBER 2011 *****

HS	Uraian Komoditi Commodity Description	Berat Bersih / Net Weight (Kg)		Nilai / Value C.I.F (US\$)	
		Bulan ini Current Month	Kumulatif Cum.Jan. to date	Bulan ini Current Month	Kumulatif Cum.Jan. to date
0904201000	Chillies, dried	1 145 818	15 662 679	1 019 320	13 418 339
0904202000	Chillies, crushed or ground	85 404	1 988 930	80 568	2 275 159
0904209000	Oth fruits of the genus capsicum/pimenta, dried or crushed or gro	147 325	855 550	159 777	939 939
0905000010	Vanilla whole	0	1 000	0	27 500
0905000090	Other vanilla	0	27 528	0	389 640
0906110000	Cinnamon (cinnamomum zeylanicumblume),neither crushed nor g	32 974	192 474	43 216	277 454
0906190000	Cinnamon-tree flowersneither crushed nor ground	25 000	76 384	612 500	1 240 516
0906200000	Cinnamon and cinnamon-tree flowers,crushed or ground	500	251 298	4 386	518 507
0907000010	Cloves, whole fruit	41 897	14 165 558	699 680	334 775 654
0907000020	Cloves, cloves and stems	11 000	409 765	143 000	4 271 092
0908100010	Nutmeg, in shell	0	26 627	0	194 846
0908100020	Nutmeg, shelled	0	26 728	0	286 921
0908300000	Cardamoms	1 264	22 645	603	64 736
0909101000	Seeds of anise	62 109	906 532	29 571	480 429
0909102000	Seeds of badian	0	208	0	13 414
0909200000	Seeds of coriander	2 374 968	13 902 341	817 978	4 885 596
0909300000	Seeds of cumin	116 500	1 041 070	204 908	1 330 583
0909400000	Seeds of caraway	371 584	4 427 491	385 842	4 191 404
0909500000	Seeds of fennel or juniper berries	39 920	604 347	12 036	206 135
0910100000	Ginger	986 068	16 852 463	696 193	12 874 088
0910200000	Saffron	0	2 357	0	12 502
0910300000	Turmeric (curcuma)	0	262 832	0	296 647
0910910000	Mixtures of spices	548	58 795	3 268	407 542
0910991000	Thyme; bay leaves	0	6 120	0	43 548
0910992000	Curry	10 765	83 064	9 337	52 609
0910999000	Other spices	47 909	658 748	22 247	501 343
1001100000	Durum wheat	3 153 750	10 323 835	985 195	3 268 186
1001901100	Meslin, for human consumption	0	90 175 133	0	22 524 693
1001901900	Other wheat, for human consumption	502 810 521	5 102 684 281	192 484 520	2 014 863 429
1001909900	Other wheat, not for human consumption	496 140	27 938 562	152 811	8 903 332
1003000000	Barley	0	22 500	0	9 500
1004000000	Oats	89 652	502 352	71 822	396 568
1005100000	Maize (corn), seeds	0	4 174 973	0	6 189 923
1005901000	Popcorn	287 427	58 673 647	235 016	19 808 976
1005909000	Maize (corn), other than seeds	93 172 205	2 946 992 045	28 462 270	941 334 451
1006100000	Rice in the husk (paddy or rough)	1 597 546	4 721 287	5 911 363	16 273 316
1006209000	Other husked (brown) rice	8 300 000	18 150 000	4 797 400	10 067 150
1006301500	Thai hom mali rice	376 330	5 618 890	364 032	3 292 936
1006301900	Fragrant rice, broken > 25%semi-milled or wholly milled rice	1 174 755	13 126 273	301 733	6 388 692
1006302000	Parboiled rice, semi-milled orwholly milled rice	0	77 697	0	94 300
1006303000	Glutinous rice (pulot), semi-milled orwholly milled rice	24 498 399	178 528 190	15 630 083	126 115 255
1006309000	Other milled rice, whether/not polishedor glazed	239 700 000	1 975 831 497	141 478 750	1 046 716 076
1006400000	Broken rice	12 781 104	259 209 897	6 268 137	125 908 861
1007000000	Grain sorghum	500 820	993 320	154 253	305 943
1008100000	Buckwheat	0	66	0	1 806
1008200000	Millet	1 102 128	11 694 747	477 140	4 277 507
1008300000	Canary seed	356 520	2 516 519	285 931	1 744 661
1008900000	Other cereals	8	419 280	91	239 277
1101001000	Wheat flour	64 648 176	616 247 173	25 756 771	255 728 705
1102100000	Rye flour	74	8 293	973	22 522
1102200000	Maize (corn) flour	18	142 037	247	86 731
1102900090	Other cereal flours	515 888	6 663 098	222 190	2 741 305
1103112000	Groats and meals of durum or hard wheatsemolina	50	1 835	240	10 010
1103119000	Other groats and meals of wheat	1 041 194	5 656 266	514 173	2 756 593
1103130000	Groats and meals of maize (corn)	100	63 961	328	33 854
1103192000	Groats and meals of rice	0	2	0	2
1103199000	Groats and meals of other cereals	123	372	1 488	3 507
1103200000	Cereal pellets	0	55 599	0	38 767
1104120000	Rolled/flaked grains of oats	153 142	4 182 544	138 400	3 792 701
1104191000	Rolled/flaked grains of maize (corn)	0	40 145	0	19 800
1104199000	Rolled/flaked grains of other cereals	0	1 000 450	0	789 850
1104220000	Other worked grains of oats	0	1 814	0	5 897
1104230000	Other worked grains of maize (corn)	18 000	308 959	15 600	272 996
1104292000	Other worked grains of barley	0	146	0	1 140
1104299000	Other worked grains of other cereals	659 370	14 448 048	236 318	5 544 480
1104300000	Germ of cereals, whole, rolled, flakedor ground	0	638 242	0	183 025
1105100000	Flour, meal and powder of potatoes	33 641	156 256	66 366	327 410
1105200000	Flakes, granules and pellets of potatoes	145 926	2 991 275	240 684	4 428 964
1106201000	Flour, meal & powder of manioc (cassava)	0	40 784	0	44 403
1106202100	Meal of sago	49	303	586	2 524
1106202900	Flour and powder of sago	0	34 000	0	15 533

I.3. IMPOR MENURUT KOMODITI / IMPORT BY HS COMMODITY
***** NOVEMBER/NOVEMBER 2011 *****

HS	Uraian Komoditi Commodity Description	Berat Bersih / Net Weight (Kg)		Nilai / Value C.I.F (US\$)	
		Bulan ini Current Month	Kumulatif Cum.Jan. to date	Bulan ini Current Month	Kumulatif Cum.Jan. to date
1106300000	Flour,meal and powder of the driedleguminous vegetables of proc	61 902	330 183	98 641	1 256 656
1107100000	Malt, not roasted	2 105 500	22 311 163	1 308 711	13 137 817
1107200000	Malt, roasted	0	481 058	0	338 718
1108110000	Wheat starch	180 000	1 221 429	104 400	736 444
1108120000	Maize (corn) starch	4 714 640	87 934 608	2 218 106	45 832 350
1108130000	Potato starch	735 500	8 230 530	819 081	9 308 505
1108140000	Manioc (cassava) starch	85 959 940	365 983 145	40 063 978	179 558 255
1108191000	Sago starch	0	499 800	0	397 291
1108199000	Other starches	4 500	10 155 586	20 484	6 708 532
1108200000	Inulin	288 400	3 452 445	902 840	11 640 574
1109000000	Wheat gluten, whether or not dried	441 506	3 433 404	294 877	2 583 383
1201001000	Soya beans, whether or not broken,suitable for sowing	15 000	489 251	6 012	234 646
1201009000	Other soya beans, whether or not broken	105 383 718	1 804 464 990	65 022 679	1 087 684 095
1202109000	Oth ground nuts, not roasted/otherwisecooked, in shell	6 630 747	119 677 660	6 851 543	115 024 776
1202200000	Ground nuts, shelled	4 684 118	111 953 966	5 279 873	120 741 029
1203000000	Copra	0	14 803	0	1 940
1204000000	Linseed, whether or not broken.	0	131 405	0	79 786
1205100000	Low erucic acid rape or colza seedswhether or not broken	0	1 706	0	8 477
1205900000	Other rape or colza seedswhether or not broken	13 058	35 483	5 100	36 441
1206000000	Sunflower seeds, whether or not broken	900 558	12 403 910	339 095	5 226 427
1207200000	Cotton seeds, whether or not broken	6 000	24 000	9 900	39 600
1207400000	Sesamum seeds, whether or not broken	418 425	8 977 337	303 055	5 319 531
1207910000	Poppy seeds, whether or not broken	0	992	0	3 983
1207992000	Palm nuts and kernelswhether or not broken	0	51 195	0	1 854 814
1207993000	Safflower seedswhether or not broken	0	14 367	0	20 121
1207999000	Other oil seeds & oleaginous fruits,whether or not broken	2 212	181 247	359 251	1 389 358
1208100000	Flours and meals of soya beans	188 811	4 655 825	110 704	2 531 418
1208900000	Flours&meal of oth oil seed/oleaginousfruits, other than those of i	2 637	42 959	1 585	95 394
1209210000	Lucerne (alfalfa) seed, of a kind usedfor sowing	0	1 083	0	8 024
1209250000	Rye grass(lolium multiflorum lam,loliumperenne l.) seed, kind usec	0	441 341	0	134 843
1209290000	Other seeds of forage plants, of a kindused for sowing	7	108 187	130 751	799 031
1209300000	Seeds of herbaceous plants cultivatedprincipally for their flowers	0	425	0	6 624
1209910000	Vegetable seeds,of a kind used forsowing	8 076	332 017	789 805	6 969 999
1209991000	Rubber seeds, kenaf seeds, of a kindused for sowing	0	393	0	26 925
1209999000	Other seeds of a kind used for sowing	51 962	459 412	353 225	5 980 337
1210200000	Hop cones, ground, powdered or in theform of pellets; lupulin	2 880	27 900	21 603	175 573
1211201000	Ginseng roots, cut, crushed/powderedform	1 814	9 742	56 538	279 784
1211209000	Ginseng roots, in other forms	0	6 759	0	22 160
1211901100	Cannabis, in cut, crushed or powderedform, used for pharmacy	3 746	97 851	1 463	42 033
1211901300	Rauwolfia serpentina rootsused for pharmacy	281 046	2 244 998	526 034	4 028 257
1211901400	Other plants, in cut, crushed orpowdered form, used for pharmacy	100 721	1 140 206	162 425	1 827 289
1211901900	Other plants, in other forms used forpharmacy	3 201	219 255	45 696	312 889
1211909100	Pyrethrum, in cut, crushed or powderedform	0	61 819	0	45 919
1211909500	Gaharu wood chips, in cut, crushed orpowdered form	0	6 363	0	14 847
1211909600	Liquorice roots, in cut, crushed orpowdered form	0	136 768	0	219 862
1211909900	Oth plants, in cut, crushed/powderedform, used for other purpose	48 303	262 050	223 279	1 219 583
1212201100	Seaweeds & oth algae,fresh,chilled/driedof a kind used in pharma	272	4 131	25 582	141 515
1212201900	Seaweeds & oth algae,fresh,chilled/dried,used in dyeing,tanning,p	10 001	94 910	16 424	295 651
1212202000	Seaweeds & oth algae,fresh,chilled/dried, for oth,not for human c	26 000	73 362	33 280	125 464
1212209000	Oth seaweeds & oth algae, fresh, chilled, dried,primarily for huma	19 946	466 881	123 877	990 049
1212910000	Sugar beet	0	17	0	72
1212991900	Sugar cane, not for sowing	0	2 418	0	1 103
1212993000	Melon seeds	0	1 048	0	1 129
1212999000	Other vegetable product, of a kind usedprimarily for human consu	75 929	744 880	60 888	668 947
1213000000	Cereal straw and husks, unprepared	0	5 200	0	37 025
1214100000	Lucerne (alfalfa) meal and pellets	455 357	1 983 459	197 647	757 242
1214900000	Other forage products, whether/not inthe form of pellets.	19 000	153 010	8 560	96 518
1301200000	Gum arabic	16 130	209 697	71 430	1 102 490
1301901000	Gum benjamin	95	427 435	357	1 166 942
1301902000	Gum damar	135 918	906 550	181 835	1 868 852
1301903000	Cannabis resin	0	27	0	611
1301909000	Other gum and resin	141 558	664 240	777 166	4 221 749
1302119000	Other opium, whether or not modified	4 046	6 413	1 580	11 341
1302120000	Saps and extracts of liquorice, whetheror not modified	19 930	652 770	186 448	4 776 762
1302130000	Saps and extracts of hops, whether ornot modified	2 817	38 686	91 424	583 497
1302192000	Extracts and tinctures of cannabis	61	61	1 256	1 256
1302193000	Other medicinal extractsderived from vegetable products	8 735	110 080	650 550	5 449 510
1302194000	Vegetable saps,extracts of pyrethrum orof the root of plants cont	1 610	8 970	7 418	46 509
1302195000	Japan (or chinese) lacquer(natural lacquer)	0	1 000	0	3 904
1302199000	Other saps and extracts of vegetable	185 879	1 163 896	1 133 388	13 655 449
1302200000	Pectic substances, pectinates & pectates	34 258	264 963	262 014	2 823 667

I.3. IMPOR MENURUT KOMODITI / IMPORT BY HS COMMODITY
***** NOVEMBER/NOVEMBER 2011 *****

HS	Uraian Komoditi Commodity Description	Berat Bersih / Net Weight (Kg)		Nilai / Value C.I.F (US\$)	
		Bulan ini Current Month	Kumulatif Cum.Jan. to date	Bulan ini Current Month	Kumulatif Cum.Jan. to date
1302310000	Agar-agar	66 745	808 217	524 682	3 652 339
1302320000	Mucilages & thickeners,whether or notmodified, derived from loc	241 145	3 140 761	1 117 793	9 982 022
1302391000	Carageenan	65 083	1 286 975	530 227	8 573 617
1302399000	Mucilages & thickeners,whether or notmodified,derived from veg	120 113	1 004 415	934 746	8 682 756
1401100000	Bamboos used primarily for plaiting	0	394 063	0	266 210
1401200000	Rattans, used primarily for plaiting	0	9 454	0	26 237
1401900000	Other vegetable material used primarilyfor plaiting	0	12 381	0	55 445
1404200000	Cotton linters	0	18 506	0	22 798
1404909000	Other vegetable products not elsewherespecified or included	70 000	780 641	51 356	631 712
1502001100	Edible tallow of bovine animals, sheepor goats, other	0	5 040	0	601 365
1502001900	Unedible tallow of bovine animal, sheepor goats, other	0	103 417	0	204 485
1502009900	Unedible fats other than tallow ofbovine animals, sheep or goats, i	41 164	390 712	35 200	268 653
1504101000	Fish-liver oils and their fractions,fit for human consumption	0	17 990	0	166 836
1504109000	Fish-liver oils and their fractions,unfit for human consumption	54 000	527 064	117 937	964 388
1504201000	Fats & oil of fish, not liver oilssolid fraction, not chemically modifi	68 270	1 509 040	112 613	7 602 179
1504209000	Fats & oil of fish, not liver oilsother fraction, not chemically modifi	395 934	7 016 414	791 556	15 621 575
1505001000	Lanolin	15 336	87 300	98 480	690 698
1505009000	Other wool grease and fatty substancesderived therefrom	11 124	44 068	37 900	200 763
1506000000	Other animal fats and oils, and theirfractions, not chemically modi	43 680	156 788	69 014	299 158
1507100000	Crude oil of soya bean, whether or notdegummed	570	2 480	1 197	5 012
1507901000	Refined oil of soya bean	62 312	1 208 032	96 698	1 805 785
1507902000	Fraction of unrefined soya-bean oil	1 562 233	12 924 686	2 370 357	20 092 846
1507909000	Other soya bean oil and its fractions	108 238	2 998 552	189 080	4 626 772
1508901900	Other than solid fractions of unrefinedground-nut oil,not chemical	0	1	0	102
1508909900	Other ground-nut oil,oth than solidfractions ,not chemically modif	1	14 269	105	48 583
1509101000	Virgin olive oil, in packing of netweight <=30 kg	109 724	382 122	543 955	1 853 054
1509109000	Virgin olive oil, in packing of netweight >30 kg	13 738	260 987	68 220	1 048 486
1509901100	Refined olive oil, in packing of netweight <=30 kg	0	5 963	0	27 078
1509902100	Fractions of unrefined olive oil, inpacking of net weight <=30 kg	0	7 974	0	30 348
1509909100	Other olive oil, whether/not refined,in packing of net weight <=30	707	6 641	3 080	25 522
1509909900	Other olive oil, whether/not refined,in packing of net weight >30 k	18 218	190 931	86 562	761 166
1510009200	Fraction of unrefined oil, obtainedsolely from olives	339	3 127	2 056	7 688
1510009900	Oth oils, obtained solely from olives,not chemically modified	15 924	29 678	33 236	75 376
1511100000	Crude palm oil	0	22 999 374	0	24 506 004
1511901000	Fractions of unrefined palm oil,not chemically modified	4	536	234	640
1511909010	Palm oil, refined, bleached & deodorised (rbd)	54 286	263 199	72 792	375 336
1511909020	Olein, refined, bleached & deodorised (rbd)	26	2 306	99	4 796
1511909030	Stearin, refined, bleached & deodorised (rbd)	0	28 636	0	29 250
1511909090	Other palm oil and its fractions,not chemically modified	0	3 876	0	9 124
1512110000	Crude oil of sunflower seed/safflower	0	15	0	669
1512191000	Refined oil of sunflower-seed/safflower	0	101 516	0	300 294
1512192000	Fraction of unrefined sunflower-seed orsafflower oil	309 200	2 144 138	570 616	4 076 590
1512199000	Other fractions of sunflower-seed/safflower, but not chemically m	4 373	93 462	10 866	214 286
1512299000	Other fractions of cotton seed oil, notchemically modified	0	653	0	2 994
1513191000	Coconut oil, refined	0	22 000	0	59 620
1513192000	Fraction of unrefined coconut(copra) oil	780	1 560	7 996	16 063
1513199000	Coconut oil, refined, bleached & deodorised (rbd)	0	25 831	0	36 174
1513210000	Crude oil of palm kernel or babassu	0	6	0	157
1513291100	Solid fract, not chemically modified,ofunrefine palm kernel stearin	0	920 000	0	2 237 100
1513292100	Solid fract, not chemically modified,ofrefine palm kernel stearin/b	20 000	300 000	35 200	702 400
1513299900	Other fractions of palm kernel oil or,babassu oil, not chemically m	36 686	101 840	91 240	243 075
1514110000	Crude oil of low erucid acid rape orcolza	15 677	156 640	16 610	176 229
1514191000	Low erucic acid rape/colza oil, refined	5 924	14 190	11 886	32 094
1514192000	Fraction of unrefined low erucic acidrape or colza oil	75 909	759 148	140 059	1 285 845
1514199000	Oth fraction of low acid rape/colza oilnot chemically modified	8 500	275 560	21 900	565 566
1514911000	Crude oil of oth rape/colza oil & itsfractions	4 256	22 110	78 466	577 064
1514919000	Crude oil of mustard	0	10	0	1 110
1514999100	Oth fractions of rape or colza oil	65 710	725 067	110 103	1 113 457
1514999900	Oth fractions of mustard oil	0	129 175	0	160 433
1515110000	Crude oil of linseed	0	30 400	0	95 000
1515190000	Other linseed oil and its fractions	313 730	2 534 092	535 332	4 376 014
1515210000	Crude oil of maize (corn)	3 299	37 151	21 845	105 091
1515291100	Solid fraction, not chemically modifiedof unrefined maize (corn) oi	0	129	0	170
1515291900	Oth fractions, not chemically modifiedof unrefined maize (corn) oi	4 235	83 313	7 485	147 445
1515299100	Solid fraction, not chemically modifiedof refined maize (corn) oil	30 720	138 048	58 828	240 727
1515299900	Oth fractions, not chemically modifiedof refined maize (corn) oil	79 855	604 268	187 331	1 342 121
1515301000	Crude oil of castor	0	270 921	0	657 455
1515309000	Other castor oil and its fractions	111 906	1 375 085	256 889	3 578 835
1515502000	Fraction of unrefined sesame oil	939	1 764	3 150	10 683
1515509000	Fraction of refined sesame oil	36 733	461 438	122 779	1 229 375
1515901100	Crude oil of tengkawang	0	4	0	10

I.3. IMPOR MENURUT KOMODITI / IMPORT BY HS COMMODITY
***** NOVEMBER/NOVEMBER 2011 *****

HS	Uraian Komoditi Commodity Description	Berat Bersih / Net Weight (Kg)		Nilai / Value C.I.F (US\$)	
		Bulan ini Current Month	Kumulatif Cum.Jan. to date	Bulan ini Current Month	Kumulatif Cum.Jan. to date
1515901200	Fraction of unrefined tengkawang oil	0	2 453	0	20 689
1515901900	Fraction of refined tengkawang oil	117	1 422	5 419	15 122
1515909100	Crude oil of other fixed vegetable fatsand oils	40 920	223 628	45 012	220 580
1515909200	Fraction of other fixed vegetable fatsand oils, unrefined	0	727	0	4 942
1515909900	Other fixed vegetable fats and oils andtheir fractions	67 951	494 460	218 428	1 925 047
1516101000	Animal fats & oils and their fractions,in packing net weight >=10 kg	15 000	222 000	25 500	554 020
1516201100	Re-esterified fats & oils of soya beanand its fraction	15 600	277 772	57 720	714 346
1516201200	Re-esterified of crude palm oil and itsfraction	235 600	3 410 201	487 992	6 489 684
1516201300	Re-esterified fats & of palm oil, othercrude and its fraction	29 360	610 892	46 856	1 109 822
1516201400	Re-esterified fats & oils of coconutand its fraction	99 820	3 891 867	202 635	6 788 186
1516201800	Re-esterified fats & oils of olivesand its fraction	0	15 079	0	31 110
1516201900	Oth vegetable fat, re-esterified fats &oils and its fraction	40 396	302 482	99 005	607 525
1516202300	Hydrogenated fats in flakes of olives	34 223	166 540	16 021	73 799
1516202900	Other hydrogenated vegetable fatsin flakes	565 986	5 704 851	1 189 582	11 255 665
1516204000	Hydrogenated and refined, bleached anddeodorised palm kernel s	422 360	6 350 050	849 647	13 403 141
1516207000	Refined, rbd palm stearin with iodinevalue not exceeding 48	0	144 000	0	261 461
1516209100	Oth fat & oils of ground-nuts, palm oilor coconuts	0	482 560	0	544 779
1516209300	Other fat and oils of olives and theirfractions	30 086	85 762	182 629	494 277
1516209900	Other vegetable fats and oils and theirfractions	166 355	2 282 362	308 688	4 407 393
1517100000	Margarine, excl. liquid margarine	119 271	1 447 945	262 040	3 051 818
1517901000	Imitation ghee	2 785	25 342	8 863	34 153
1517902000	Liquid margarine	80 000	544 079	246 883	1 483 065
1517903000	Mould release preparations	4 316	9 428	21 860	48 290
1517904300	Shortening	7 568	234 556	10 263	359 951
1517905000	Solid mixtures or prep of vegetablefats or oils or of their fractions	36 560	637 438	35 616	927 968
1517906200	Liquid mixtures or prep of fats/oil,which palm oil predominates	57 660	1 031 901	151 818	2 965 816
1517906500	Liquid mixtures or prep of fats/oil,which crude palm kernel olein p	0	1	0	2
1517906700	Liquid mixtures or prep of fats/oil,which soya-bean oil predominat	0	10 770	0	28 498
1517906800	Liquid mixtures or prep of fats/oil,which illipenut oil predominates	0	30 000	0	71 000
1517906900	Liquid mixtures or prep of fats/oil,which oth vegetable oil predom	44 225	335 435	100 081	674 595
1517909000	Oth edible mixtures or prep ofanimal or vegetable fats or oils	320 809	2 445 937	1 035 896	15 927 158
1518001200	Animal fats and oils, boiled, oxidised,dehydrated,sulphurised,blow	0	165 548	0	266 818
1518001400	Ground-nut,soya-bean, palm/coconut oilpolymerised,or oth chem	69 753	1 895 325	148 352	3 507 719
1518001500	Linseed oil&its fract,boiled,oxidised,dehydrated,sulphurised,blowr	0	26 704	0	46 089
1518001600	Olive oil&its fract,boiled, oxidised,dehydrated,sulphurised,blown,r	0	115 308	0	440 341
1518001900	Oth animal/vegetable fat & oils, boiled,dehydrate,sulphurise,blow	111 825	1 871 360	131 119	2 531 528
1518002000	Inedible mixtures/preparation of animalfats or oils or of different l	32 000	1 075 884	53 120	1 931 934
1518003100	Inedible mixtures/preparations ofpalm oil (including palm kernels)	0	4 034	0	17 890
1518003200	Inedible mixtures/preparations ofground-nuts, soya-beans or cocc	64 000	857 763	110 288	1 602 642
1518003300	Inedible mixtures/preparation of linseed	0	15 200	0	28 880
1518003900	Inedible mixtures or preparate of othervegetable fats or oils	47 377	1 292 396	263 451	4 044 742
1518006000	Inedible mixture & preparate of animalor vegetable fats or oils	5 847	100 332	53 748	397 578
1520001000	Glycerol, crude	72 000	4 488 506	56 580	1 646 319
1520009000	Glycerol waters and glycerol lyes	13 423	7 781 823	37 741	1 495 681
1521100000	Vegetable waxes(oth.than triglycerides)whether or not refined or r	29 791	401 119	109 058	1 822 211
1521901000	Bee wax and other insect waxes, whetheror not refined or colored	0	11 000	0	59 102
1521902000	Spermaceti, whether or not refined orcolored	0	19 549	0	84 256
1522009000	Residues resulting f/the treatment of fatty substan.or animal/vege	8 331	26 216	7 481	35 690
1601000011	Sausage containing pork	0	30 011	0	110 945
1601000090	Other sausages and similar products ofmeat, meat offal or blood	809	116 312	1 139	243 055
1602109000	Prepared or preserved meat, or bloodcont both pork, in airtight cc	2 478	13 509	3 000	16 140
1602411000	Hams and cuts thereof of swine,in airtight containers	974	6 320	1 180	7 510
1602419000	Hams and cuts thereof of swine,in other than airtight containers	5 378	5 378	18 428	18 428
1602421000	Shoulders and cuts thereof of swinein airtight containers	4 955	31 482	6 000	37 540
1602429000	Shoulders and cuts thereof of swinein other than airtight containe	793	24 024	960	28 760
1602491100	Luncheon meat of swine,in airtight containers	34 727	133 450	38 440	152 527
1602499900	Oth prepared/preserved meat offal/bloodof swine not in airtight c	7 012	86 479	22 351	269 385
1602500000	Other prepared or preserved meat offalor blood of bovine animal:	73 084	826 033	378 056	4 297 795
1602909000	Oth prepared/preserved meat offal/bloodof any animal	0	245 170	0	260 541
1603001000	Extracts & juices of chicken, with herbs	0	6 641	0	32 105
1603002000	Extract & juice of chicken,without herbs	0	825	0	10 083
1603003000	Extracts/juices of oth meat,fish/crustamolluscs/aquatic invertebr,	18 000	141 256	17 100	201 517
1603009000	Extracts/juices of oth meat,fish/crustamolluscs/aquatic invertebr,	764	7 899	31 433	172 115
1604111000	Salmon, prepared/preserved in airtightcontainers	1 754	16 574	8 149	197 838
1604131100	Sardines, prepared/preserved in airtightcontainer	50 048	293 216	147 242	794 762
1604131900	Sardines, prepared or preserved in otherthan airtight containers	0	25 858	0	50 503
1604139900	Sardinella and brisling or sprats,prep/preserved not in airtight con	0	1 405	0	3 367
1604141000	Tunas, skipjack & bonito (sarda spp),prepared/preserved in airtigh	12 271	204 364	57 013	789 465
1604149000	Tunas, skipjack, bonito(sarda spp),prep/preserved not in airtight c	0	39 598	0	180 845
1604151000	Mackerel, prepared or preserved, inairtight containers	89 165	828 397	273 353	2 056 560
1604159000	Mackerel, prepared or preserved, inother than airtight containers	81 222	986 007	85 591	1 037 984

I.3. IMPOR MENURUT KOMODITI / IMPORT BY HS COMMODITY
***** NOVEMBER/NOVEMBER 2011 *****

HS	Uraian Komoditi Commodity Description	Berat Bersih / Net Weight (Kg)		Nilai / Value C.I.F (US\$)	
		Bulan ini Current Month	Kumulatif Cum.Jan. to date	Bulan ini Current Month	Kumulatif Cum.Jan. to date
1604199000	Other fish,whole/in pieces,not minced,prepared/preserved in othe	0	200	0	179
1604202900	Fish sausages in other than airtightcontainers	8 901	78 324	5 939	50 379
1604209100	Other prepared or preserved fish, inairtight containers	0	352	0	786
1604209900	Oth prepared/preserved fish, in otherthan airtight containers	38 834	340 574	110 583	1 540 093
1604309000	Caviar and caviar substitutes, prepared/preserved not in airtight c	134	4 749	217	6 717
1605101000	Crabs in airtight containersprepared or preserved	14 509	102 650	203 559	1 133 577
1605109000	Crabs in other than airtight containersprepared or preserved	0	74 377	0	222 564
1605201100	Shrimps paste in airtight containersprepared or preserved	0	46 427	0	413 980
1605209100	Other aquatic invertebrata in airtighcontainers,prepared or preser	0	6 826	0	64 918
1605209900	Oth aquatic invertebrata in oth contners, prepared or preserved	984	70 165	15 049	643 530
1605901000	Abalone, prepared or preserved	0	13 584	0	48 485
1605909000	Oth crustaceans, molluscs & oth.aquaticinvertebrates, prepared or	5 449	31 573	18 673	80 231
1701110010	Cane sugar,icumসা minimal 1200	251 678 890	2 069 821 323	171 212 384	1 432 665 767
1701110090	Cane sugar,icumসা maximal 1200	0	73 100 110	0	41 906 067
1701910000	Cane/beet sugar, added flavour/color	0	15 940 000	0	12 427 200
1701991100	Refined sugar, white	1 807 542	56 017 269	1 772 685	48 290 857
1701999000	Other cane or beet sugar, & chemicallypure sucrose, in sold form	20	115 379 130	82	88 323 033
1702110000	Lactose and lactose syrup, containingby weight 99% or more lacto	991 590	13 536 514	1 680 732	19 045 308
1702190000	Lactose and lactose syrup, containingby weight less than 99% lact	288 912	2 627 124	589 844	4 780 028
1702200000	Maple sugar and maple syrup	3 536	89 214	8 648	156 299
1702301000	Glucose, containing fructose < 20%	1 695 616	16 926 248	1 428 027	13 977 224
1702302000	Glucose syrup, containing fructose < 20%	5 383 895	67 866 574	2 544 302	32 668 303
1702400000	Glucose and glucose syrup, containing20% <= fructose < 50%	95 950	874 842	71 962	672 823
1702500000	Chemically pure fructose	228 474	1 713 836	278 040	2 247 567
1702601000	Fructose, containing fructose > 50%	179 143	761 596	128 443	550 649
1702602000	Fructose syrup,containing fructose >50%	1 216 651	12 451 205	737 509	7 210 259
1702901000	Maltose	744 128	7 793 421	540 647	5 852 055
1702902000	Artificial honey, whether or not mixedwith natural honey	17 530	283 868	94 683	936 729
1702903000	Flavoured or colored sugars (exludingmaltose)	0	8 190	0	22 675
1702904000	Caramel	342 809	3 538 311	393 852	3 683 501
1702909000	Other sugar, incl. invert sugar & sugarsyrup blends cont. 50% of fru	2 097 903	16 736 724	1 830 116	17 219 529
1703101000	Cane molases containing added flavouringor coloring matter	0	2	0	18
1703109000	Cane molases not containing addedflavouring or coloring matter	50 000	70 984	108 136	124 767
1703909000	Oth molases result from extract/refinesugar,not cont add flavour	18 000 200	47 986 220	3 814 712	9 351 998
1704100000	Chewing gum,whether or not sugar-coated	107 262	915 657	306 419	3 336 453
1704901000	Medicated sweets	32 169	640 962	235 953	3 688 482
1704902000	White chocolate	8 340	75 101	46 784	430 020
1704909000	Oth sugar confectionery, not cont.cocoa	1 004 087	7 659 431	2 287 861	20 478 621
1801000000	Cocoa beans, whole or broken,raw/roasted	1 570 906	17 604 309	5 216 943	58 280 116
1802000000	Cocoa shells, husks, skins & oth cocoawaste	0	274 442	0	41 224
1803100000	Cocoa paste, not defatted	10 585	189 135	53 900	876 346
1803200000	Cocoa paste, wholly or partly defatted	505 259	5 502 217	2 981 691	26 395 000
1804000000	Cocoa butter, fat and oil	1 102	41 225	6 757	229 645
1805000000	Cocoa powder, not containing added sugaror other sweetening ma	637 579	8 753 171	3 342 967	41 460 785
1806100000	Cocoa powder,containing added sugar orother sweetening matter	160 381	1 941 260	202 154	2 263 262
1806201000	Chocolate confectionary in blocks, slabor bars, weighing > 2 kg	164 791	3 317 200	708 072	14 613 060
1806209000	Oth chocolate & oth food preparationscont. cocoa, weighing > 2 k	29 784	332 993	129 087	1 338 635
1806311000	Chocolate confectionary in blocks,slabsbars, filled, weighing > 2 kg	14 259	243 601	95 141	1 677 577
1806319000	Oth chocolate & oth food preparationscont. cocoa, filled, weighin	104 102	522 271	1 250 330	6 624 649
1806321000	Chocolate confectionary in blocks,slabsbars, not filled, weighing >	64 239	704 875	344 412	3 944 401
1806329000	Oth chocolate & oth food preparationscont. cocoa, not filled, weig	26 288	427 615	89 891	1 349 727
1806901000	Chocolate confectionary in tablets orpastilles	20 262	246 863	95 723	1 448 193
1806902000	Food preparations of flour, meal,starchcont. 40% <= cocoa <50%, l	0	212	0	313
1806909000	Food preparations of flour, meal,starchcont. 40% <= cocoa <50%, l	81 873	695 299	569 663	3 715 758
1901101000	Preparations of malt extract for infantuse, put up for retail sale	124	50 980	661	143 035
1901102000	Prep for infant use, of goos of heading0401 to 0404 of malt for inf.	48 373	365 630	650 951	4 776 740
1901103000	Preparations of soya bean powder forinfant use, put up for retail s	846 808	7 893 730	2 209 975	28 505 774
1901109000	Food preparations of withoutcontaining fat for baby	26 979	1 056 010	118 487	3 928 596
1901201000	Mixes & doughs of flour, groats, meal,starch/malt extract, not con	55 341	391 791	183 623	1 076 484
1901202000	Mixes & doughs of flour, groats, meal,starch/malt extract, contain	13 772	41 001	30 536	129 938
1901203000	Other mixes and doughs for prep. ofbakers wares, not containing c	118 021	1 115 803	320 751	2 524 316
1901204000	Other mixes and doughs for prep. ofbakers wares, containing coco	5 053	21 744	16 549	41 854
1901901000	Infant food prep for lactase deficieny,medical not put up for retail	0	222	0	2 254
1901902000	Malt extractInfant food, not put up for retail sale	94 870	2 859 118	111 025	4 093 841
1901903100	Filled milk, prep. of goods of heading04.01 to 04.04	136 916	2 251 497	776 713	11 585 876
1901903900	Oth medical food prep of goods ofheading 0401 to 0404	557 796	5 236 314	1 370 821	13 672 847
1901904100	Other soya based preparation, in powderform	1 300	121 458	17 763	373 065
1901904900	Other soya based preparations, in otherform	778 149	11 775 115	1 923 031	27 569 711
1901909010	Kerupuk of shrimps	0	21 690	0	69 837
1901909090	Oth preparation of medical food cont.cocoa	187 541	1 810 775	621 394	4 972 620
1902110000	Uncooked pasta, not stuffed/otherwiseprepared, containing eggs	32 842	1 028 815	41 081	1 122 834

I.3. IMPOR MENURUT KOMODITI / IMPORT BY HS COMMODITY
***** NOVEMBER/NOVEMBER 2011 *****

HS	Uraian Komoditi Commodity Description	Berat Bersih / Net Weight (Kg)		Nilai / Value C.I.F (US\$)	
		Bulan ini Current Month	Kumulatif Cum.Jan. to date	Bulan ini Current Month	Kumulatif Cum.Jan. to date
1902192000	Rice vermicelli (bee hoon)	15 509	316 010	21 331	359 666
1902199000	Oth uncooked pasta, not containing eggs	425 949	4 186 760	597 353	5 104 096
1902201000	Stuffed pasta, whether or not cooked or otherwise prepared	11 212	213 891	43 070	844 251
1902209000	Oth stuffed pasta, whether or not cooked	492	1 343	1 036	2 590
1902301000	Instant noodles	33 895	306 871	77 665	780 565
1902302000	Instant rice vermicelli	3 551	27 632	6 475	72 567
1902309000	Other stuffed pasta	235 328	3 028 250	475 710	4 768 158
1902400000	Couscous	2 334	11 565	4 732	24 472
1903000000	Pearl tapioca, flakes, sefting and substitutes of tapioca	348 201	728 982	160 303	450 675
1904100000	Prepared foods obtained by the swelling or roasting of cereals/cereals	718 986	4 579 161	1 923 137	12 763 326
1904200000	Prepared foods of mixtures of roasted or unroasted cereal flakes or	12 758	317 024	31 589	630 603
1904901000	Rice preparations, including pre-cooked rice	25 670	100 917	69 691	286 828
1904909000	Oth prepared foods obtained of cereals or cereal products	6 354	212 295	12 399	347 047
1905100000	Crispbread	8 975	159 278	46 005	521 980
1905200000	Gingerbread and the like	0	15	0	138
1905311000	Sweet biscuits not containing cocoa	231 294	2 025 131	729 102	5 885 836
1905312000	Sweet biscuits containing cocoa	31 086	945 758	208 778	4 388 361
1905320000	Waffles and wafers	175 181	2 279 808	683 931	8 901 359
1905400000	Rusks, toasted bread & similar toasted products	75 440	1 386 004	147 335	2 086 520
1905901000	Unsweetened teething biscuits	0	13 453	0	52 127
1905902000	Other unsweetened biscuits	2 385	41 939	10 492	164 798
1905903000	Cakes	146 219	2 103 289	249 282	3 537 442
1905904000	Pastries	11 617	68 167	56 809	175 673
1905905000	Bakery products made without flour	154	494	165	3 112
1905907000	Communion wafers, sealing wafers, rice paper and similar products	9	9	42	42
1905908000	Other crisp savoury food products	38 176	334 135	190 872	1 679 930
1905909000	Other baker wares	380 263	4 696 874	830 964	9 909 214
2001100000	Cucumbers and gherkins, prepared or preserved by vinegar or acet	0	16 916	0	22 823
2001901000	Onions, prepared/preserved by vinegar or acetic acid	33 082	140 084	15 459	141 904
2001909000	Oth vegetables, fruit, nuts, edible plant prep/preserve by vinegar/ac	30 351	194 523	69 786	434 241
2002101000	Tomatoes, whole/in pieces, not prepared or preserved by vinegar/ac	75 600	324 582	62 827	289 998
2002109000	Oth tomatoes, whole/in pieces, not prep. or preserved by vinegar/ac	18 840	166 915	16 146	145 227
2002901000	Tomato paste, not prepared or preserved by vinegar or acetic acid	311 775	8 546 320	258 444	7 051 122
2002909000	Other tomatoes, prepared or preserved otherwise than by vinegar,	25 457	490 513	77 470	540 511
2003100000	Mushrooms of the genus agaricus, not prepared/preserved by vineg	35 843	1 804 140	42 266	1 833 445
2003200000	Truffles, not prepared/preserved by vinegar or acetic acid	0	7 279	0	88 099
2003900000	Oth mushrooms, not prepared/preserved by vinegar or acetic acid	0	609 021	0	514 301
2004100000	Potatoes, frozen, not prepared/preserved by vinegar or acetic acid	1 440 477	12 921 358	1 632 361	14 629 201
2004901000	Infant food of vegetables, frozen, not prepared/preserved by vineg	0	42	0	294
2004909000	Oth vegetables, frozen, prep/preserved by vinegar/acetic acid	449 333	3 685 082	543 010	4 139 112
2005100000	Homogenised vegetables, not frozen, not prepared/preserved by vin	80	21 335	538	26 856
2005201000	Potatoes chips & sticks, not frozen, not prepared/preserved by vineg	74 067	892 908	475 623	5 737 619
2005209000	Other potatoes, not frozen, not prep. or preserved by vinegar or ac	955	9 249	5 426	64 323
2005400000	Peas (pisum sativum), not frozen, not prepared/preserved by vineg	83 370	1 454 607	44 471	748 223
2005510000	Beans, shelled, not frozen, not prepared or preserved by vinegar or	15 853	169 062	20 596	296 972
2005590000	Other beans, not frozen, not prepared or preserved by vinegar or a	12 229	438 083	15 858	358 900
2005600000	Asparagus, not frozen, not prepared or preserved by vinegar or ac	2 151	228 204	7 371	209 464
2005700000	Olives, not frozen, not prepared or preserved by vinegar or acetic a	0	17 698	0	34 207
2005800000	Sweet corn (zea mays var. saccharata), not frozen, not prepared by vi	165 529	2 116 676	168 312	1 953 078
2005910000	Vegetables and mixtures of, not frozen, not prepared by vinegar/ac	52 091	139 527	37 432	100 633
2005990000	Oth smoked garlic, not frozen vegetable & mixtures of not prep. by	44 065	589 177	262 452	2 774 548
2006000000	Vegetables, fruit, nuts, fruit-peel & oth parts of plants, preserved by s	4 554	208 641	10 456	233 249
2007100000	Jams, fruit jellies, marmalades, fruit or nut, homogenised preparati	53 670	361 792	265 670	1 396 146
2007910000	Citrus fruit	1 418	39 103	7 761	151 799
2007991000	Fruit grains and pastes other than of mango, pineapples or strawber	137 039	2 380 614	122 468	2 395 515
2007999000	Fruit grains and pastes of mango, pineapples or strawberries	144 483	1 926 621	200 312	3 566 980
2008111000	Roasted ground nuts, othwise prepared/preserved	3 416	243 754	11 844	682 131
2008112000	Peanut butter, othwise prepared or preserved	37 076	266 127	124 656	744 390
2008119000	Oth ground nuts, othwise prepared or preserved	8 133	445 322	31 130	848 834
2008191000	Cashew, incl. mixtures, othwise prepared or preserved	21	20 210	465	96 490
2008199000	Other nuts and seeds, othwise prepared or preserved	67 321	444 614	193 157	2 460 106
2008200000	Pineapples, othwise prepared/preserved	2 085	17 419	2 267	32 468
2008301000	Citrus fruit, added sugar/oth. sweetening in or not in airtight contai	0	847 192	0	834 347
2008309000	Oth citrus fruit, not added sugar/sweetening in/not in airtight con	267 840	6 446 200	303 954	6 405 650
2008401000	Pears, containing added sugar or sweetening matter in airtight con	0	38 684	0	65 016
2008501000	Apricots, containing added sugar / others sweet, matter in/not airtigl	0	7 751	0	14 333
2008601000	Cherries, containing added sugar / others sweet, matter in/not airtigl	35 691	266 735	90 979	667 578
2008609000	Cherries, not containing added sugar/sweetening, in/not airtight c	0	14 943	0	27 026
2008701000	Peaches, containing added sugar or others sweet, matter in/not airtig	59 907	371 904	91 216	531 107
2008709000	Peaches, not containing added sugar/sweetening, in/not airtight c	272	272	934	934
2008801000	Strawberries, containing added sugar/othsweet, matter in/not airtig	0	1 449	0	4 854

I.3. IMPOR MENURUT KOMODITI / IMPORT BY HS COMMODITY
***** NOVEMBER/NOVEMBER 2011 *****

HS	Uraian Komoditi Commodity Description	Berat Bersih / Net Weight (Kg)		Nilai / Value C.I.F (US\$)	
		Bulan ini Current Month	Kumulatif Cum.Jan. to date	Bulan ini Current Month	Kumulatif Cum.Jan. to date
2008809000	Strawberries,not containing added sugar/sweetening, in/not airtig	0	33 431	0	25 141
2008921000	Mixtures of stems, roots & other edibleparts of plant,othwise pref	0	15 224	0	42 653
2008922000	Mixtures of other edible parts of plantadded sugar, in/not airtight	26 515	312 157	22 088	415 641
2008929000	Mixtures of other edible parts of plantnot added sugar,in/not airtig	20 599	106 383	83 389	385 871
2008991000	Lychees, othwise prepared or preserved	91 407	1 534 587	96 279	1 306 486
2008992000	Longans, othwise prepared or preserved	482 016	2 923 595	468 037	2 902 541
2008993000	Stems,roots and oth.edible partsof plants, othwise prepared or pr	13 517	52 548	31 212	154 817
2008994000	Othwise prepared or preserved, addedsugar/sweet, in/not airtight	61 128	357 382	89 720	707 481
2008999000	Othwise prepared/preserved, not addedsugar/sweet, in/not airtig	60 851	382 834	135 663	612 704
2009110000	Orange juice, frozen	285 834	3 200 131	812 235	7 119 103
2009120000	Orange juice, not frozen,of a brix value not exceeding 20	66 233	712 636	69 439	713 886
2009190000	Orange juice, not frozen,of a brix value exceeding 20	70 181	562 335	59 208	693 139
2009210000	Grapefruit juice, of a brix value notexceeding 20	6 116	34 808	4 673	26 143
2009290000	Other grapefruit juiceof a brix value exceeding 20	55 958	446 496	165 916	1 916 645
2009310000	Juice of any other single citrus fruit,of a brix value not exceeding 2	300	11 460	2 372	36 952
2009390000	Other juice of any other single citrus for a brix value exceeding 20	19 934	70 027	126 753	399 389
2009410000	Pineapple juice,of a brix value not exceeding 20	5 400	49 666	5 791	48 695
2009490000	Other pineapple juice,of a brix value exceeding 20	10 929	120 415	32 933	307 169
2009500000	Tomato juice	22 860	154 867	19 656	124 132
2009610000	Grape juice (including grape must),of a brix value not exceeding 20	44 010	296 646	51 971	364 965
2009690000	Other grape juice (including grape must)of a brix value exceeding	138 713	391 427	535 567	1 004 943
2009710000	Apple juice,of a brix value not exceeding 20	43 812	365 483	41 517	326 794
2009790000	Other apple juiceof a brix value exceeding 20	153 557	1 088 233	345 228	2 429 594
2009801000	Blackcurrant juice	0	1 270	0	25 356
2009809000	Other juice of any other single fruitor vegetables	241 192	1 482 787	527 437	2 207 092
2009900000	Mixtures of juices	65 395	2 944 398	68 893	5 842 933
2101111000	Instant coffee	1 345 281	8 589 452	9 361 407	60 353 584
2101119000	Oth extracts, essences and concentratesof coffee	72 291	766 249	225 077	2 466 693
2101120000	Preparations with a basis of extracts,essences or concentrates of c	29 910	786 627	181 943	2 957 569
2101201000	Tea preparations consisting of a mixturetea, milk powder and suga	1 481	92 345	10 024	441 339
2101209000	Mate preparations consisting of a mixturmate , milk powder and s	169 401	878 405	1 203 218	5 422 323
2101300000	Roasted chicory&oth.roasted coffee substitutes,extract,essence&c	16 910	21 344	113 033	162 258
2102101000	Bread yeasts, active	324 394	4 361 247	824 722	11 039 018
2102109000	Active yeasts, other than for bread	82 780	3 090 770	374 003	8 691 619
2102200000	Inactive yeasts; other single-cell microorganisms, dead	475 149	3 794 374	605 124	7 316 266
2102300000	Prepared baking powders	269 253	1 180 985	423 373	2 179 851
2103100000	Soya sauce sweet, salt and other	1 000 267	10 820 886	982 469	9 777 582
2103200000	Tomato ketchup and other tomato sauces	64 666	470 793	110 416	823 038
2103300000	Mustard flour & meal & prepared mustard	7 155	481 066	35 102	694 168
2103901000	Chilli sauce	220 438	1 440 630	445 989	2 531 181
2103902000	Mixed condiments and mixed seasonings,including belachan	68 642	894 276	328 565	3 813 514
2103903000	Fish sauce	110 762	1 175 204	80 420	899 118
2103909000	Other sauces and preparations therefor:mustard flour & meal & pi	869 514	8 446 332	2 528 522	23 354 679
2104101000	Soups and broths & preparation thereforcontaining meat	7 473	67 586	15 312	141 079
2104109000	Soups and broths & preparation therefor,not containing meat	73 525	436 779	190 454	1 143 824
2104201000	Homogenised composite food preparations,containing meat	0	19 575	0	22 883
2104209000	Homogenised composite food preparations,not containing meat	6 446	54 353	17 266	195 267
2105000000	Ice cream and other edible ice, whetheror not containing cocoa	75 638	1 522 249	405 268	6 658 351
2106100000	Protein concentrates and texturedprotein substances	387 880	5 296 314	791 624	9 661 662
2106901000	Dried bean curd and bean curd sticks	15	33 994	1 508	60 429
2106902000	Flavoured or colored syrups	260 178	1 798 357	708 607	5 313 687
2106903000	Non-dairy creamer	7 104 805	104 931 657	13 448 436	186 701 856
2106904000	Autolysed yeast preparations	9 214	178 944	103 018	1 037 892
2106905100	Non-alcoholic prep used as raw materialto make composite conce	22 345	264 202	186 683	2 324 669
2106905200	Non-alcoholic comp concentrates for simpdilution with water to r	337 635	3 763 335	6 695 161	78 744 761
2106905300	Ginseng based products, non-alcoholicpreparations use for makir	7 259	38 232	17 948	242 111
2106905900	Other non-alcoholic preparations usefor making beverages	191 783	1 925 953	683 168	7 287 152
2106907000	Preparations vitamins or minerals, medic food and oth.food supler	710 723	4 044 881	9 864 265	67 108 093
2106908000	Mixtures of chemicals foodstuffs or subtwith nutritive value, used	82 601	1 420 814	137 191	3 135 698
2106909100	Fortificant premixes	15 054	105 728	110 225	1 275 999
2106909200	Ginseng based preparations	451	18 464	3 762	176 766
2106909300	Food preparations for lactase deficientinfants	0	437	0	14 922
2106909400	Other preparations for infant use	4 592	42 611	283 229	1 873 984
2106909900	Other food preparations not elsewherespecified or included	987 444	8 968 485	7 800 329	75 619 602
2201100000	Mineral waters and aerated waters	192 741	2 005 277	152 251	1 720 979
2201901000	Ice and snow	0	465	0	1 187
2201909000	Other mineral waters or artificial	0	67 396	0	25 984
2202101000	Sparkling mineral waters and aeratedwaters, flavoured	183 461	4 686 442	103 062	2 430 311
2202109000	Other mineral water, containing addedsugar/sweening or flavour	1 304 657	17 153 216	922 380	12 461 535
2202901000	Flavoured uht milk drink	150 770	1 860 776	311 234	3 563 883
2202902000	Soya milk drink	335 826	3 577 667	327 899	2 945 755

I.3. IMPOR MENURUT KOMODITI / IMPORT BY HS COMMODITY
***** NOVEMBER/NOVEMBER 2011 *****

HS	Uraian Komoditi Commodity Description	Berat Bersih / Net Weight (Kg)		Nilai / Value C.I.F (US\$)	
		Bulan ini Current Month	Kumulatif Cum.Jan. to date	Bulan ini Current Month	Kumulatif Cum.Jan. to date
2202903000	Non-aerated beverage ready for immediate consumption without	1 203 803	9 686 194	1 406 884	11 340 071
2202909000	Oth non-alcoholic beverages, excluding fruit or vegetable juices	1 467 705	20 427 872	1 077 382	14 589 795
2203001000	Stout and porter	554	554	8 655	8 655
2203009000	Other beer made from malt, including ale	18 493	125 642	27 414	229 673
2204100000	Sparkling wine	593	6 958	9 274	66 879
2204211100	Wine, in containers <= 2 l, alcoholic strength by volume <= 15%	22 055	254 354	220 259	1 452 902
2204211200	Wine, in containers <= 2 l, alcoholic strength by volume > 15%	0	4 875	0	37 027
2204212100	Grape must, in container <= 2 l, alcoholic strength by volume <= 15%	0	6 300	0	36 548
2204212200	Grape must, in container <= 2 l, alcoholic strength by volume > 15%	33	268	564	3 544
2205101000	Vermouth & oth wine, in container <= 2 l, alcoholic strength by volu	0	1	0	32
2205102000	Vermouth & oth wine, in container <= 2 l, alcoholic strength by volu	0	212	0	2 520
2205901000	Vermouth & oth wine, in container > 2 l, alcoholic strength by volu	0	601	0	8 425
2206002000	Sake (rice wine)	0	18 600	0	48 160
2207100000	Undenatured ethyl alcohol of alcoholic strength by volume of >= 80	3 805	463 855	24 074	1 008 096
2207201100	Ethyl alcohol of an alcoholic strength by volume of > 99%	0	14 767	0	747 612
2207209000	Other ethyl alcohol and other spirits	0	536	0	18 233
2208201000	Brandy of an alcoholic strength by volume not exceeding 46% vol	14 800	121 021	240 111	1 832 551
2208204000	Other spirits of an alcoholic strength by volume exceeding 46% vol	1 077	4 823	6 222	28 498
2208301000	Whiskies of an alcoholic strength by volume not exceeding 46% vol	36 488	345 925	584 453	4 127 047
2208401000	Rum&tafia of an alcoholic strength by volume not exceeding 46% v	65	18 841	375	211 737
2208402000	Rum&tafia of an alcoholic strength by volume exceeding 46% vol	0	1 496	0	8 478
2208501000	Gin&geneva of an alcoholic strength by volume not exceeding 46%	869	27 578	8 594	258 982
2208502000	Gin&geneva of an alcoholic strength by volume exceeding 46% vol	0	2 112	0	28 545
2208601000	Vodka of an alcoholic strength by volume not exceeding 46% vol	5 101	59 910	74 578	623 120
2208701000	Liqueurs & cordials of an alcoholic strength by volume not exceed.!	3 280	39 712	62 990	489 105
2208901000	Medicated samsu of alcoholic strength by volume <= 40%	838	1 366	13 104	18 666
2208909000	Other spirituous beverages	62	2 615	1 082	27 094
2209000000	Vinegar and substitutes for vinegar obtained from acetic acid	73 069	780 268	117 383	1 009 830
2301100000	Flours, meals & pellets, of meat / meat offal; unfit for human cns	5 013 045	58 346 925	3 641 551	40 785 325
2301200000	Flours, meals & pellets, of fish/crustacean, molluscs/other aquatic in	12 764 807	92 555 191	14 266 704	103 828 570
2302100000	Bran, sharps and other residues of maize (corn)	312 176	5 628 403	321 224	4 859 147
2302300000	Bran, sharps and other residues of wheat	3 213 730	27 772 134	1 043 110	9 505 423
2302409000	Bran, sharps and other residues of other cereals	0	52 800	0	264 000
2302500000	Bran, sharps and other residues of leguminous plants	0	487 526	0	264 532
2303101000	Residues of starch manufacture of manioc (cassava) or sago	0	663 580	0	149 306
2303109000	Other residues of starch and similar residues	14 559 365	151 011 924	10 446 734	107 068 779
2303200000	Beet pulp, bagasse and other waste of sugar manufacture	0	154	0	283
2303300000	Brewing or distilling dregs and waste	28 278 250	247 515 598	8 564 243	73 906 959
2304000000	Oil-cake & other solid residues, in pellet form, from the extract of so	176 529 730	2 615 734 121	75 645 383	1 187 967 619
2305000000	Oil-cake & other solid residues, in pellet form, from the extract of gr	0	1 696 271	0	653 721
2306410000	Oil-cake and other solid residues of low erucic acid rape or colza se	11 589 925	119 757 186	2 493 655	29 055 275
2306490000	Other oil-cake and other solid residues of rape or colza seeds	1 227 500	6 140 316	283 799	1 513 691
2306600000	Oil-cake and other solid residues of palm nuts or kernels	0	222 420	0	73 842
2306902000	Oil-cake and other solid residues of maize (corn) germ	1 521 800	18 666 965	1 099 326	13 577 310
2306909000	Other oil-cake and other solid residues	269 650	16 514 814	76 352	3 505 516
2307000000	Wine lees; argol	0	4 963	0	98 743
2308000000	Vegetable materials and waste, residues of a kind used in animal fe	122 872	685 665	35 011	308 483
2309101000	Dog or cat food, put up for retail sale, containing meat	691 710	6 804 198	748 862	7 222 642
2309109000	Dog or cat food, put up for retail sale, not containing meat	1 307 711	10 786 678	1 633 712	14 026 604
2309901100	Complete feed for poultry	204 000	2 201 378	118 888	1 340 411
2309901200	Complete feed for swine	2 381 710	42 033 565	668 380	11 680 201
2309901300	Complete feed for prawn feed	175 982	2 245 392	157 215	2 104 977
2309901900	Other complete feed	86 847	482 369	73 445	650 256
2309902000	Premixes, feed supplements and feed additives for animal	3 686 034	41 318 492	10 191 596	108 290 781
2309903000	Other preparations of a kind used in animal feeding, containing me	27 301 567	313 870 236	16 321 289	172 753 013
2309909000	Other preparations of a kind used in animal feeding, not containin	20 851 860	176 823 806	14 282 774	113 734 646
2401101000	Virginia tobacco, not stemmed/stripped, flue-cured	6 439 530	12 640 818	22 220 403	46 509 959
2401102000	Virginia tobacco, not stemmed/stripped, not flue-cured	103 950	712 564	119 543	1 896 995
2401103000	Other tobacco, not stemmed/stripped, flue-cured	386 403	2 065 479	2 792 179	12 644 485
2401109000	Other tobacco, not stemmed/stripped, not flue-cured	1 042 344	10 804 540	5 947 565	59 019 800
2401201000	Virginia tobacco, partly/wholly stemmed/stripped, flue-cured	3 040 055	36 101 318	17 259 823	186 678 275
2401202000	Virginia tobacco, partly/wholly stemmed/stripped, not flue-cured	422 700	2 104 390	2 002 217	11 626 875
2401203000	Oriental tobacco, partly/wholly stemmed/stripped	1 419 598	8 245 681	6 805 924	49 331 105
2401204000	Burley tobacco, partly/wholly stemmed/stripped	579 367	5 520 601	1 749 843	29 172 887
2401205000	Other tobacco, partly/wholly stemmed/stripped, flue-cured	28 800	6 289 589	38 880	28 634 404
2401209000	Other tobacco, partly/wholly stemmed/stripped, not flue-cured	4 057	6 631 610	44 315	31 766 357
2401301000	Tobacco stems	364 523	3 838 183	353 535	4 481 434
2401309000	Other tobacco refuse	41 380	2 025 788	53 234	3 765 410
2402100000	Cigars, cheroots and cigarillos, containing tobacco	11 697	55 970	96 712	503 784
2402201000	Beedies	0	2 078	0	69 166
2402209010	Cigarettes tobacco	0	7 421	0	105 207

I.3. IMPOR MENURUT KOMODITI / IMPORT BY HS COMMODITY
***** NOVEMBER/NOVEMBER 2011 *****

HS	Uraian Komoditi Commodity Description	Berat Bersih / Net Weight (Kg)		Nilai / Value C.I.F (US\$)	
		Bulan ini Current Month	Kumulatif Cum.Jan. to date	Bulan ini Current Month	Kumulatif Cum.Jan. to date
2402209090	Other cigarettes containing tobacco	16 484	276 367	218 248	3 190 802
2402902000	Cigarettes of tobacco substitutes	0	10	0	1 998
2403101100	Blended tobacco, packed for retail sale	5 000	78 304	25 643	359 942
2403101900	Other smoking tobacco, packed for retail sale	0	480	0	1 896
2403102100	Blended tobacco, for cigarette making	860 680	8 688 776	6 716 432	67 902 669
2403102900	Oth manufactures tobacco for cigarettemaking	14 610	170 283	99 720	1 351 373
2403109000	Other smoking tobacco, whether or notcontaining tobacco substit	1 343	44 332	10 465	134 212
2403910000	Homogenised or reconstituted tobacco	3 184	218 250	32 183	1 369 853
2403991000	Tobacco extracts and essences	660	42 452	17 009	632 005
2403999000	Oth manufactures tobacco & manufacturedtobacco substitutes	0	4 808	0	14 460
2501001000	Table salt	169	521	1 112	2 975
2501004100	Oth salt cont. at least 94.7% sodium chl a dry basis ,in package net	225 658	1 984 178	95 054	775 704
2501004900	Oth salt cont. at least 94.7% sodium chl a dry basis ,in package net	215 998 222	2 701 376 452	10 789 336	139 623 948
2501005000	Sea water	0	844	0	13 203
2501009000	Other salt	24 452	114 363	11 797	90 503
2502000000	Unroasted iron pyrites	310 000	654 000	70 400	141 804
2503000000	Sulphur of all kinds, oth than sublimed,precipitated and colloidal s	35 032 326	383 733 594	8 377 240	86 687 539
2504100000	Natural graphite, in powder or in flakes	1 423 353	10 705 926	500 434	4 270 205
2504900000	Natural graphite, in other form	98 854	1 402 146	117 240	735 084
2505100000	Silica sands and quartz sands	2 476 066	31 881 321	329 022	4 613 346
2505900000	Other natural sands,whether/not coloredother than metal-bearing	134 669	5 979 949	189 781	2 325 485
2506100000	Quartz	39 577	13 816 415	33 421	1 281 116
2506200000	Quartzite	45 644	428 260	26 435	291 511
2507000000	Kaolin and other kaolinic clays,whetheror not calcined	10 794 562	115 816 370	3 042 022	30 381 085
2508100000	Bentonite	11 257 065	128 388 041	2 077 746	19 915 896
2508300000	Fire-clay	536 273	8 214 882	279 038	4 101 092
2508400000	Other clays	7 832 359	60 766 314	1 425 659	21 988 177
2508500000	Andalusite, kyanite and sillimanite	85 947	1 755 457	40 570	849 428
2508600000	Mullite	610 274	3 199 020	248 669	1 381 216
2508700000	Chamotte or dinas earths	297 128	2 896 498	107 773	1 064 733
2509000000	Chalk	19 450	1 601 414	43 429	844 873
2510101000	Apatite, unground	3 856	76 816	19 225	406 654
2510109000	Other natural calcium phosphates,naturaaluminium calcium phos	82 466 000	897 127 004	12 380 737	129 448 835
2510201000	Apatite, ground	13 482	77 067	31 025	214 763
2510209000	Other natural calcium phosphates,naturaaluminium calcium phos	0	292	0	975
2511100000	Natural barium sulphate (barytes)	36 096 048	160 581 293	4 664 317	20 793 523
2512000000	Siliceous fossil meals and similarsiliceous earths	712 686	6 185 192	414 061	4 220 736
2513100000	Pumice stone	17 450	65 927	12 372	138 638
2513200000	Emery, natural corundum, natural garnetand other natural abrasiv	800 374	20 045 126	255 809	6 308 257
2514000000	Slate, whether or not roughly trimmedor merely cut	17 990	85 198	23 156	49 262
2515110000	Marble and travertine, crude or roughlytrimmed	143 900	1 938 883	27 066	364 062
2515121000	Marble and travertine, merely cut intoblocks	3 773 450	32 615 292	602 378	3 594 280
2515122000	Marble and travertine, merely cut intoslabs	3 116 909	24 868 396	1 198 071	9 669 578
2515200000	Ecaussine & other calcareous monumentalor building stone; alaba	0	199 904	0	79 200
2516110000	Granite, crude or roughly trimmed	0	10 719 820	0	265 720
2516121000	Granite, merely cut into blocks	345 416	5 238 050	96 305	1 267 654
2516122000	Granite, merely cut into slabs	2 623 748	21 909 369	840 638	7 197 523
2516200000	Sandstone	73 500	480 681	20 504	156 878
2516900000	Other monumental or building stone	118 320	1 103 402	70 958	621 662
2517100000	Pebbles, gravel, broken/crushed stonewhether or not heat treatec	25 782 758	358 657 816	229 351	3 347 195
2517410000	Granules, chippings and powder of marblwhether or not heat tra	20 007	84 697	3 210	26 033
2517490000	Granules, chippings & powder of stones owhethet or not heat trea	111 503	1 781 119	41 480	524 266
2518100000	Dolomite, not calcined or sintered	0	236	0	732
2518200000	Dolomite, calcined or sintered	784 660	4 184 413	175 682	971 255
2518300000	Dolomite, ramming mix	280 000	500 250	96 600	166 385
2519100000	Natural magnesium carbonate (magnesite)	5 142 622	24 615 096	2 135 563	9 357 565
2519900000	Fused magnesia; dead-burned magnesia	2 577 019	27 375 074	1 102 756	11 283 416
2520100000	Gypsum, anhydrite	157 824 178	1 432 570 540	4 990 654	44 760 548
2520201000	Plasters, for use in dentistry	630	176 019	2 177	133 858
2520209000	Other plasters	4 756 911	139 176 658	793 124	10 910 935
2521000000	Limestone flux; limestone and othercalcareous stone	69 008	177 983 377	6 903	9 146 056
2522100000	Quicklime	18 032 042	66 731 129	1 219 761	6 175 141
2522200000	Slaked lime	284 699	4 570 620	69 481	1 101 357
2522300000	Hydraulic lime	25 115	125 118	7 775	37 653
2523101000	Cement clinkers, for white cement	998	13 314 661	2 335	796 350
2523109000	Other cement clinkers	40 517 075	1 151 317 936	1 899 421	57 544 903
2523210000	Portland cement, white cement, whethor not artificially colored	0	43	0	166
2523291000	Portland cement, colored cement	19 200 000	331 073 000	988 356	15 068 948
2523299000	Other portland cements	211	67 509 004	10 471	2 762 753
2523300000	Aluminous cement	276 257	6 274 255	214 100	4 899 970
2523900000	Other hydraulic cements	10 437 000	218 828 141	515 066	9 476 629

I.3. IMPOR MENURUT KOMODITI / IMPORT BY HS COMMODITY
***** NOVEMBER/NOVEMBER 2011 *****

HS	Uraian Komoditi Commodity Description	Berat Bersih / Net Weight (Kg)		Nilai / Value C.I.F (US\$)	
		Bulan ini Current Month	Kumulatif Cum.Jan. to date	Bulan ini Current Month	Kumulatif Cum.Jan. to date
2524100000	Crocidolite	0	50 000	0	26 770
2524900010	Chrysotile	11 417 499	111 659 676	6 297 223	59 704 966
2524900090	Other asbestos, crocidolite & chrysotile	0	35 551	0	48 857
2525100000	Crude mica and mica rifted into sheets or splittings	601 268	2 409 993	77 424	326 106
2525200000	Mica powder	369 232	3 019 991	429 566	4 333 559
2526100000	Natural steatite, not crushed, not powdered	0	1 652 001	0	198 788
2526201000	Talc powder, crushed or powdered	9 279 731	99 486 957	2 082 327	20 886 898
2526209000	Oth natural steatite, crushed/powdered	75 648	5 418 389	46 983	1 142 676
2528100000	Natural sodium borates and concentrates thereof (whether or not	0	330	0	6 220
2528900000	Natural boric acid containing not more than 85% of h3bo3 on the c	442 920	2 545 271	260 169	1 682 228
2529100000	Felspar	36 237 621	304 110 790	2 511 354	23 739 520
2529210000	Fluorspar, containing by weight 97% or less of calcium fluoride	105 020	1 245 786	27 912	385 014
2529220000	Fluorspar, containing by weight more than 97% of calcium fluoride	60 036	1 424 987	31 561	737 291
2529300000	Leucite; nepheline & nepheline syenite	84 912	2 139 639	43 189	831 402
2530100000	Vermiculite, perlite and chlorites, unexpanded	720 583	26 981 050	157 800	2 970 191
2530201000	Kieserite	18 972 213	213 198 369	3 603 934	35 027 173
2530202000	Epsomite	0	220 020	0	42 224
2530900000	Other mineral substances not elsewhere specified or included	4 241 929	44 723 173	2 582 078	25 353 223
2601100000	Iron ores and concentrates, other than roasted iron pyrites : non ag	176 010 906	1 775 676 031	42 774 959	402 223 009
2601120000	Iron ores and concentrates, other than roasted iron pyrites : agglon	0	11 330 193	0	2 224 130
2601200000	Roasted iron pyrites	0	316 453	0	173 591
2602000000	Manganese ores & concentrates, including ferruginous manganese,	3 241	228 325	10 174	291 104
2603000000	Copper ores and concentrates	11 304 234	11 348 383	35 387 777	35 924 501
2604000000	Nickel ores and concentrates	0	1 786	0	14 100
2605000000	Cobalt ores and concentrates	0	1	0	3
2606000000	Aluminium ores and concentrates	0	492 495	0	386 236
2607000000	Lead ores and concentrates	20 165	238 452	9 215	175 282
2608000000	Zinc ores and concentrates	999	13 567	14 491	182 355
2609000000	Tin ores and concentrates	156 601	3 080 462	109 144	1 990 006
2610000000	Chromium ores and concentrates	302 887	3 414 898	172 651	1 768 300
2611000000	Tungsten ores and concentrates	0	2 568	0	171 836
2612100000	Uranium ores and concentrates	0	1	0	682
2612200000	Thorium ores and concentrates	0	7	0	2 550
2614001000	Titanium ores and concentrates, ilmenite ores and concentrates	0	5 000	0	3 688
2614009000	Titanium ores and concentrates, other than ilmenite ores & concer	73 232	4 281 561	142 300	4 436 762
2615100000	Zirconium ores and concentrates	1 504 642	16 409 886	3 978 941	33 127 969
2615900000	Other niobium, tantalum ores and concentrates vanadium or zircon	1 476	6 525 479	29 504	2 678 456
2616100000	Silver ores and concentrates	0	1 749	0	68 478
2616900000	Precious metal ores other than silver ores	0	260	0	143 682
2617100000	Antimony ores and concentrates	2 496	369 579	29 912	543 918
2617900000	Other ores and concentrates.	4 000	468 720	1 400	221 334
2618000000	Granulated slag (slag sand) from the manufacture of iron or steel	0	2	0	155
2619000000	Slag, dross (not granular slag), & other waste from the manufac. of iron	0	2	0	61
2620190000	Ash & residues containing mainly zinc, other than hard zinc spelter	27	2 010	114	2 714
2620290000	Ash & residues containing mainly lead, other than leaded gasoline :	0	12	0	436
2620300000	Ash & residues containing mainly copper	0	6 662	0	126 495
2620400000	Ash & residues containing mainly aluminium	0	1	0	327
2620600000	Ash & residues containing arsenic, mercury, thallium or their mixtu	0	6	0	134
2701110000	Anthracite	2 299 050	35 814 549	696 321	9 704 243
2701121000	Bituminous coal: coking coal	0	44 590	0	39 123
2701129000	Bituminous coal: other than coking coal	15 000	802 993	4 950	254 890
2701190000	Other coal	177 180	3 075 641	89 686	1 609 298
2701200000	Briquettes, ovoids & similar solid fuels manufactured from coal	314 489	2 651 378	95 911	900 133
2702100000	Lignite, whether or not pulverised, but not agglomerated	0	5 206	0	10 203
2702200000	Agglomerated lignite	0	46 086	0	111 680
2703001000	Peat, whether or not compressed into bales, but not agglomerated	0	60 344	0	6 918
2703002000	Agglomerated peat	48 000	289 789	6 250	69 744
2704001000	Coke & semi-coke of coal	3 790 771	56 940 974	1 624 301	23 300 168
2704002000	Coke & semi-coke of lignite or of peat	0	549 200	0	250 488
2704003000	Retort carbon	1 015 600	5 709 766	307 551	1 918 838
2705000000	Coal gas, water gas, producer gas and similar gases other than petr	10	1 924	3 678	50 568
2706000000	Tar distilled from coal, from lignite or from peat & other mineral tar	72 000	770 655	37 440	458 717
2707200000	Toluol (toluene)	1 731	38 608	11 106	145 466
2707300000	Xylol (xylenes)	714	5 920 494	3 098	6 646 144
2707400000	Napthalene	126 080	1 259 463	223 980	2 131 842
2707500000	Oth. aromatic hydrocarbon mix. of >= 65% by volume, distills at 250.	2 535 324	20 769 271	3 398 202	25 689 019
2707910000	Creosote oils	0	32 000	0	65 504
2707992000	Carbon black feedstock	0	10	0	365
2707999000	Other products of the distilled of high temperature coal tar	2 081 858	20 878 501	2 269 998	20 152 355
2708100000	Pitch	1 084 249	18 031 390	650 464	10 907 597
2708200000	Pitch coke	0	800	0	720

I.3. IMPOR MENURUT KOMODITI / IMPORT BY HS COMMODITY
***** NOVEMBER/NOVEMBER 2011 *****

HS	Uraian Komoditi Commodity Description	Berat Bersih / Net Weight (Kg)		Nilai / Value C.I.F (US\$)	
		Bulan ini Current Month	Kumulatif Cum.Jan. to date	Bulan ini Current Month	Kumulatif Cum.Jan. to date
2709001000	Crude petroleum oil	1 324 743 377	11 918 081 117	1 130 573 352	9 996 947 373
2709002000	Condensate	0	1	0	193
2709009000	Other petroleum oil, crude	27 808	74 095	55 261	184 989
2710111100	Motor spirit, premium leaded	15 804 114	152 972 471	16 872 865	155 466 558
2710111200	Motor spirit, premium unleaded	961 913 183	10 252 458 857	1 059 519 975	10 715 148 827
2710111400	Motor spirit, regular unleaded	0	5	0	209
2710111500	Other motor spirit, leaded	0	7 454	0	14 308
2710111600	Other motor spirit, unleaded	3	261 182 620	144	238 950 567
2710112000	Aviation spirit	0	1 675 243	0	3 355 914
2710113000	Tetrapropylene	0	3 020 251	0	3 244 433
2710114000	White spirit	1 041 354	9 053 705	1 294 085	10 933 456
2710115000	Low aromatic solvents containing byweight <= 1 % aromatic conte	1 818 134	19 589 598	2 787 653	29 114 225
2710116000	Other solvent spirits	252	64 723	3 065	143 338
2710117000	Naphtha, reformate or preparations forpreparing spirits	12 860	1 130 747 544	50 465	1 080 700 745
2710119000	Other petroleum oil, light oil & otherthan crude	2 713 532	18 603 212	3 900 928	28 159 643
2710191300	Aviation turbine fuel (jet fuel) havinga flash point of not less than :	72	978 553	2 065	1 106 718
2710191400	Aviation turbine fuel (jet fuel) havinga flash point of less than 23-c	90 071 915	633 582 277	91 362 258	640 724 468
2710191600	Kerosene	0	14 255	0	27 176
2710191900	Other medium oils and preparations	10 256 149	115 940 851	12 386 349	169 275 881
2710192000	Topped crudes	124 840	710 504	245 235	1 305 980
2710193000	Carbon black feedstock oil	25 871 257	161 966 572	16 348 465	96 669 972
2710194100	Lubricating oil basestock	14 129 875	147 046 431	21 229 951	217 012 438
2710194200	Lubricating oils for aircraft engines	24 897	174 287	130 739	921 615
2710194300	Other lubricating oils	12 659 283	144 185 622	30 910 332	337 694 317
2710194400	Lubricating greases	1 817 510	16 498 380	5 512 754	43 664 881
2710195000	Hydraulic brake fluid	31 745	363 660	135 952	1 026 708
2710196000	Transformer and circuit breakers oils	2 093 110	16 496 068	2 766 007	23 224 721
2710197100	High speed diesel fuel	661 433 021	9 913 561 670	645 813 775	9 267 422 479
2710197200	Other diesel fuel	208 016 551	1 682 423 707	199 935 397	1 586 530 891
2710197900	Other fuel oils	71 197 906	1 132 175 288	50 563 480	738 839 733
2710199000	Oth petroleum oils & oils obtained frombituminous minerals (othe	2 917 948	35 212 292	4 593 727	52 754 699
2710990000	Other waste oils	0	7 543	0	26 330
2711110000	Liquid natural gas	0	557	0	13 014
2711120000	Liquid propane	64 775 787	727 342 588	49 358 006	621 972 840
2711130000	Liquid butanes	66 371 192	731 860 138	53 966 018	647 832 024
2711141000	Liquid ethylene	1 115	41 813	18 741	151 635
2711149000	Liquid propylene, butylene & butadiene	14 634	48 774	65 304	214 069
2711190000	Other liquid petroleum gas	1	403	130	19 510
2711210000	Natural gas in gaseous state	331	14 247	380	4 115
2711290000	Other petroleum gas in gaseous state	5 746	46 580	37 340	536 080
2712100000	Petroleum jelly	140 429	3 082 103	377 248	6 568 005
2712200000	Paraffin wax containing by weight lessthan 0.75% of oil	700 998	6 157 952	964 929	8 555 497
2712901000	Other paraffin wax	779 354	12 724 286	1 151 068	19 718 485
2712909000	Microcrystalline petroleum wax, slackwax, ozokerite, lignite wax, r	322 313	4 426 157	716 572	11 507 104
2713110000	Petroleum coke, not calcined	18 800	21 080 249	7 520	13 120 188
2713120000	Petroleum coke, calcined	5 717 112	42 862 578	3 474 465	27 215 383
2713200000	Petroleum bitumen	70 298 337	433 254 890	42 705 790	253 559 124
2713900000	Other residues of petroleum oils or ofoils obtained from bituminou	0	19 531	0	99 296
2714100000	Bitumen and asphalt, natural bituminousor oil shale and tar sands	8 565	198 691	7 033	121 840
2714900000	Bitumen and asphalt, natural asphaltiesand asphaltic rocks	1 447 094	26 006 835	884 703	17 209 282
2715000000	Bituminous mix. based on natur. asphalton natur. bitumen, on pet	157 216	1 209 272	307 714	2 550 907
2716000000	Electrical energy	22 311	458 344	10 823	70 290
2801100000	Chlorine	143 788	2 153 840	73 036	1 709 871
2801200000	Iodine	17	4 757	2 539	176 687
2801300000	Fluorine; bromine	0	410 384	0	848 368
2802000000	Sulphur, sublimed or precipitated, colloidal sulphur	7 872 774	90 371 433	2 106 694	25 412 469
2803001000	Rubber grade carbon black	10 442 091	110 926 853	14 078 545	139 971 566
2803002000	Acetylene black	522 114	4 953 536	1 378 377	12 292 867
2803003000	Other carbon blacks	1 265 862	14 950 213	1 921 553	22 525 558
2803009000	Other carbon	1 279 614	10 118 243	1 842 503	17 583 740
2804100000	Hydrogen	66 472	1 212 971	33 159	1 403 362
2804210000	Argon	1 320 459	7 947 135	753 817	5 861 698
2804290000	Other rare gases	115 546	3 064 943	164 599	3 675 758
2804300000	Nitrogen	1 269 544	17 820 841	279 133	4 131 884
2804400000	Oxygen	2 065 693	22 272 820	733 399	6 946 079
2804500000	Boron; tellurium	5 582	6 320	5 927	23 819
2804610000	Silicon, containing by weight >= 99.99%	6 515	113 577	843 522	10 275 737
2804690000	Silicon, containing by weight < 99.99%	1 028 856	8 615 903	2 629 763	22 010 557
2804700000	Phosphorus	37 072	328 294	1 614 923	12 222 245
2804800000	Arsenic	5 000	146 002	80 000	346 497
2804900000	Selenium	14 620	28 513	618 505	2 125 646

I.3. IMPOR MENURUT KOMODITI / IMPORT BY HS COMMODITY
***** NOVEMBER/NOVEMBER 2011 *****

HS	Uraian Komoditi Commodity Description	Berat Bersih / Net Weight (Kg)		Nilai / Value C.I.F (US\$)	
		Bulan ini Current Month	Kumulatif Cum.Jan. to date	Bulan ini Current Month	Kumulatif Cum.Jan. to date
2805110000	Sodium	44 709	487 566	359 653	1 439 846
2805120000	Calcium	164	50 090	640	81 414
2805190000	Other alkali or alkaline-earth metals	140 291	1 964 455	556 327	6 912 947
2805400000	Mercury	4 233	7 629	42 212	435 812
2806100000	Hydrogen chloride (hydrochloric acid)	791 993	17 508 047	428 540	5 334 380
2806200000	Chlorosulphuric acid	0	2	0	160
2807000000	Sulphuric acid; oleum.	26 416 534	142 348 400	2 692 394	13 419 111
2808000000	Nitric acid; sulphonitric acids	1 337 359	10 402 808	786 694	5 474 750
2809100000	Diphosphorus pentaoxide	462	34 756	3 257	114 228
2809203000	Phosphoric acids, hypophosphoric acids and hypophosphoric acids	1 953 761	19 637 828	2 029 329	17 343 490
2809209000	Other phosphoric acids, hypophosphoric acids and hypophosphoric acids	13 085 851	262 068 755	13 676 331	165 291 842
2810000000	Oxide of boron; boric acids	858 692	4 303 523	920 397	4 221 838
2811110000	Hydrogen fluoride (hydrofluoric acid)	118 126	1 267 168	192 254	2 051 101
2811191000	Arsenic acid	122 532	255 469	81 124	217 940
2811199000	Other inorganic acids	251	1 790 756	5 162	1 672 158
2811210000	Carbon dioxide	216 873	2 503 618	184 095	1 687 476
2811221000	Silica powder	2 155 269	21 346 765	2 221 418	22 204 990
2811229000	Silicon dioxide, other form	1 872 670	18 729 587	1 714 072	19 115 384
2811291000	Diarsenic pentaoxide	493	43 676	12 268	68 112
2811299000	Other inorganic oxygen compounds of non metals	230 098	2 533 684	290 121	3 357 983
2812100000	Chlorides and chloride oxides	82 044	146 796	166 144	279 508
2812900000	Other halides and halide oxides of nonmetals	7 460	131 384	137 334	2 288 809
2813100000	Carbon disulphide	0	390 759	0	337 563
2813900000	Other sulphides of non-metal	13 750	15 562	39 875	236 734
2814100000	Anhydrous ammonia	8 748 321	84 671 566	5 139 639	44 681 157
2814200000	Ammonia in aqueous solution	3 420	72 549	22 268	457 085
2815110000	Sodium hydroxide (caustic soda), solid	1 132 709	17 014 394	811 112	9 587 019
2815120000	Sodium hydroxide (caustic soda), in aqueous solution (lye or liquid)	15 619	32 172 405	25 364	12 233 752
2815200000	Potassium hydroxide (caustic potash)	1 065 641	11 410 553	1 213 029	12 565 149
2815300000	Peroxides of sodium or potassium	1 049	10 225	13 806	107 485
2816100000	Hydroxide and peroxide of magnesium	43 156	648 019	158 654	2 315 820
2816400000	Oxides, hydroxides & peroxides, of strontium or barium	6 159	217 548	47 834	1 115 192
2817001000	Zinc oxide	762 790	7 658 465	1 493 011	16 127 488
2817002000	Zinc peroxide	15 611	263 844	23 760	414 034
2818100000	Artificial corundum, whether or not chemically defined	58 957	3 962 595	50 089	3 255 104
2818200000	Aluminium oxide, other than artificial corundum	46 535 814	394 762 532	19 525 268	171 749 636
2818300000	Aluminium hydroxide	5 887 894	85 636 998	2 031 647	27 028 133
2819100000	Chromium trioxide	54 659	774 941	230 984	3 105 940
2819900000	Other chromium oxides and hydroxides	17 683	209 583	94 695	1 199 358
2820100000	Manganese dioxide	2 206 435	18 887 905	4 061 415	32 679 344
2820900000	Other manganese dioxide	77 534	1 450 486	134 897	1 964 636
2821100000	Iron oxides and hydroxides	1 186 901	10 960 939	1 465 289	12 340 610
2821200000	Earth colors	4 255	142 788	3 616	115 072
2822000000	Cobalt oxides and hydroxides, commercial	16 420	239 412	305 028	2 875 400
2823000000	Titanium oxides.	754 975	10 761 781	2 395 346	35 397 912
2824100000	Lead monoxide (litharge, massicot)	2 683	239 859	23 090	1 059 455
2824900000	Other lead monoxide	33 048	208 463	59 208	1 335 393
2825100000	Hydrazine, hydroxylamine, inorganic salt	134 987	2 092 554	492 552	6 547 286
2825200000	Lithium oxide and hydroxide	3 641	47 632	25 970	325 891
2825300000	Vanadium oxides and hydroxides	50	28 283	4 988	548 636
2825400000	Nickel oxides and hydroxides	10 056	232 668	95 257	4 669 522
2825500000	Copper oxides and hydroxides	31 640	797 479	233 143	6 232 601
2825600000	Germanium oxides and zirconium dioxide	1 909	24 401	7 798	94 078
2825700000	Molybdenum oxides and hydroxides	0	10 525	0	95 370
2825800000	Antimony oxides	77 194	711 842	737 176	7 356 644
2825900000	Other inorganic bases	53 373	1 040 520	242 718	2 258 176
2826120000	Fluorides of aluminium	373	3 995	3 087	13 311
2826190000	Other fluorides	143 827	1 413 653	92 253	1 303 303
2826300000	Sodium hexafluoroaluminate (synthetic cryolite)	1	337 754	4	598 073
2826900000	Other complex fluorine salt.	101 421	1 090 039	252 286	1 931 459
2827100000	Ammonium chloride	717 013	5 011 970	208 472	1 361 928
2827201000	Calcium chloride, commercial grades	175 186	1 741 225	30 223	2 258 303
2827209000	Calcium chloride, not commercial grades	877 524	11 163 567	281 107	3 469 372
2827310000	Other chlorides of magnesium	51 643	991 599	16 055	629 258
2827320000	Other chlorides of aluminium	864 126	14 286 395	367 968	5 718 230
2827350000	Other chlorides of nickel	6 335	136 987	67 769	1 029 630
2827390010	Other chlorides of zinc	122 353	2 504 256	78 118	1 640 520
2827390090	Other chlorides of iron, cobalt and of other materials	21 852	1 683 874	152 009	4 583 956
2827410000	Chloride oxides & chloride hydroxides, of copper	2 000	107 904	8 000	5 593 711
2827490000	Other chloride oxides & chloride hydroxides	326 564	2 893 787	201 939	1 908 116
2827510000	Bromides of sodium or of potassium	82 051	925 509	288 641	2 398 140

I.3. IMPOR MENURUT KOMODITI / IMPORT BY HS COMMODITY
***** NOVEMBER/NOVEMBER 2011 *****

HS	Uraian Komoditi Commodity Description	Berat Bersih / Net Weight (Kg)		Nilai / Value C.I.F (US\$)	
		Bulan ini Current Month	Kumulatif Cum.Jan. to date	Bulan ini Current Month	Kumulatif Cum.Jan. to date
2827590000	Other bromides	20 367	361 345	43 095	904 199
2827600000	Iodides and iodide oxides	1 424	40 582	67 800	1 036 192
2828100000	Commercial calcium hypochlorite & othercalcium hypochlorites	267 785	2 231 726	277 519	2 543 573
2828901000	Sodium hypochlorite	1 374	19 398	3 067	44 669
2828909000	Other hypochlorite	209 266	1 590 220	199 117	1 651 307
2829110000	Chlorates of sodium	9 761 731	27 794 816	1 182 164	13 998 749
2829190000	Other chlorates	414 018	3 309 659	508 546	3 948 760
2829900000	Bromat dan perbromat, iodat & periodat	8 622	244 545	428 733	2 023 074
2830100000	Sodium sulphides	633 159	8 079 552	378 785	5 571 815
2830900000	Other sulphides	28 369	346 108	100 021	640 237
2831100000	Dithionites and sulphyoxylates of sodium	1 081 979	10 579 526	1 632 500	8 087 673
2831900000	Other dithionites and sulphyoxylates	23 177	81 899	58 855	200 104
2832100000	Sodium sulphites	1 371 271	14 655 829	701 502	7 168 051
2832200000	Other sulphites	20 000	857 149	10 420	480 752
2832300000	Thiosulphates	64 165	1 815 133	22 689	713 548
2833110000	Disodium sulphate	17 179 138	146 358 372	2 438 109	20 461 305
2833190000	Other sodium sulphates	8 904 020	95 892 746	1 305 662	14 008 379
2833210000	Magnesium sulphate	473 121	9 168 595	120 276	2 246 295
2833221000	Aluminium sulphate :commercial grade	0	80 599	0	115 913
2833229000	Aluminium sulphate:other grade	5 023	131 371	5 161	109 937
2833240000	Nickel sulphate	26 906	603 813	126 393	4 644 941
2833250000	Copper sulphate	1 277 694	13 408 763	2 884 981	32 304 823
2833270000	Barium sulphate	94 196	1 623 550	132 882	1 627 232
2833291000	Of chromium or zinc	657 693	7 122 460	440 496	4 346 002
2833292000	Tribasic lead sulphate	30 739	451 049	90 635	1 054 400
2833299000	Other sulphate of other material	385 856	6 795 069	165 028	2 917 725
2833300000	Alums	33 052	334 316	17 429	130 380
2833400000	Peroxosulphates (persulphates)	187 839	1 482 957	198 526	1 804 847
2834100000	Nitrites	95 077	2 299 475	59 843	1 318 504
2834210000	Nitrates of potassium	539	1 691 516	7 182	1 769 597
2834290000	Other nitrates	214 266	2 532 047	154 967	2 172 046
2835100000	Phosphinates (hypophosphites) andphosponates (phosphites)	49 989	653 125	87 062	2 489 030
2835220000	Phosphates of mono- or disodium	122 528	2 481 580	160 186	2 665 558
2835240000	Phosphates of potassium	761 744	3 338 398	1 269 117	6 248 472
2835251000	Dicalcium phosphate, feed grade	3 453 728	39 205 632	1 776 044	18 067 366
2835259000	Oth hypophosphites, phosphonates andand phosphates, polyphos	718 534	4 395 272	433 891	2 580 308
2835260000	Other phosphates of calcium	1 790 764	18 018 955	1 237 179	11 978 508
2835290000	Other phosphates	186 695	2 671 223	191 691	2 901 021
2835310000	Sodium triphosphate (sodiumtripolyphosphate)	3 213 226	21 861 483	3 598 413	20 935 459
2835391000	Tetranatrium pirofosfat	13 958	564 075	23 949	821 899
2835399000	Other polyphosphates	399 121	6 096 973	855 750	13 169 592
2836200000	Disodium carbonate	95 981 106	833 706 763	27 138 510	220 094 830
2836300000	Sodium hydrogencarbonate (sodium bicarbonate)	6 187 639	71 959 244	2 338 099	25 562 778
2836400000	Potassium carbonates	600 414	8 155 136	648 068	8 003 326
2836501000	Calsium carbonate, food or pharmaceu-tical grade	687 418	10 136 969	224 164	3 644 391
2836509000	Calsium carbonate, other grade	5 095 758	65 572 953	1 365 073	15 347 599
2836600000	Barium carbonate	459 622	3 776 648	240 262	2 373 730
2836910000	Lithium carbonates	20	171 328	2 958	326 108
2836920000	Strontium carbonate	70 021	938 795	46 659	604 708
2836990000	Other carbonates	679 379	9 582 351	756 142	11 144 623
2837110000	Cyanides and cyanide oxides, of sodium	599 574	5 324 201	1 343 869	10 639 774
2837190000	Other cyanides and cyanide oxides	35	46 700	608	470 774
2837200000	Complex cyanides	0	230	0	42 926
2839110000	Sodium metasilicates	432 161	3 348 642	162 664	2 176 179
2839191000	Sodium silicates	4 446 235	30 305 915	1 313 276	9 014 699
2839199000	Other silicates of sodium	1 116 114	9 372 763	763 226	6 801 749
2839900000	Other silicates; commerial alkali metalsilicates	589 056	8 122 835	1 029 492	10 832 238
2840110000	Disodium tetraborate (refined borax),anhydrous	0	1 385	0	16 317
2840190000	Other disodium tetraborate (refinedborax)	4 019 950	60 977 563	2 468 669	38 308 913
2840200000	Other borates	21 600	480 922	14 256	543 682
2840300000	Peroxborates (perborates)	14 600	133 855	16 352	189 070
2841300000	Sodium dichromate	20 102	453 682	46 651	726 780
2841500000	Other chromates and dichromates,peroxochromates	10 875	146 701	53 360	617 557
2841610000	Potassium permanganate	17 040	531 177	52 545	1 499 445
2841690000	Other manganit	0	3 155	0	9 091
2841700000	Molybdates	314	27 082	8 296	433 009
2841800000	Tungstates (wolframates)	13 363	28 092	29 418	78 297
2841900000	Oth salts of oxometallic orperoxometallic acids	19 005	347 414	95 602	1 888 929
2842100000	Double/complex silicates,includ aluminosilicates w.or not chemica	1 676 797	19 941 598	866 477	11 050 580
2842901000	Sodium arsenite	12	211 381	215	583 361
2842902000	Copper and/or chromium salts	48	96 524	251	40 305

I.3. IMPOR MENURUT KOMODITI / IMPORT BY HS COMMODITY
***** NOVEMBER/NOVEMBER 2011 *****

HS	Uraian Komoditi Commodity Description	Berat Bersih / Net Weight (Kg)		Nilai / Value C.I.F (US\$)	
		Bulan ini Current Month	Kumulatif Cum.Jan. to date	Bulan ini Current Month	Kumulatif Cum.Jan. to date
2842909000	Oth salts of inorganic acids/peroxoacid	93 680	875 997	316 875	4 959 356
2843100000	Colloidal precious metals	2 448	65 475	433 239	2 476 069
2843210000	Silver nitrate	142	14 297	41 214	501 382
2843290000	Other silver compounds	1 614	26 481	275 343	3 097 605
2843300000	Gold compounds	744	6 434	706 086	3 561 711
2843900000	Other amalgams and other compoundcolloidal precious metals	848	21 990	134 745	1 302 771
2844109000	Ceramic products & mixtures containingnatural uranium	0	3	0	10
2844309000	Ceramics products & mixtures containinguranium depleted in u23!	0	7	0	184
2844401100	Radium and its salts	40	286	11 610	74 719
2844401900	Other radioactive elements & isotopes &compounds, radioactive r	104	1 144	9 964	250 802
2844409000	Ceramic products & mixtures containingisotop or compound,radio	9 036	41 978	401 816	6 233 938
2845100000	Heavy water (deuterium oxide)	0	206	0	352
2845900000	Other isotops other than those heading28.44	12 367	20 308	4 165	39 386
2846100000	Cerium compounds	2 689	36 526	9 311	1 085 320
2846900000	Other compounds, inorganic or organicof rare-earth metal	10	847	2 249	48 995
2847001000	Liquid hydrogen peroxide,whether or notsolidified with urea	1 883 960	12 468 417	848 381	6 475 460
2847009000	Hydrogen peroxide, whether or notsolidified with urea other form	23 600	498 717	22 165	334 510
2848000000	Phosphides, whether or not chemicallydefined excluding ferropho	10 000	97 046	43 000	440 268
2849100000	Carbides, whether or not chemicallydefined of calcium	1 106 651	11 064 668	693 227	7 102 204
2849200000	Carbides, whether or not chemicallydefined of silicon	73 365	1 223 962	148 070	2 302 661
2849900000	Carbides, whether or not chemicallydefined of other material	22 247	163 471	67 620	713 297
2850000000	Hydrides, nitrides, azides, silicidesand borides	5 618	10 901	24 467	317 165
2852001000	Mercury sulphate	40	2 422	11 272	56 726
2852002000	Mercury compounds of a kind used as	0	11	0	3 670
2852009000	Other compounds, inorganic/organic, ofmercury, excluding amalg;	50	1 645	13 884	106 919
2853000000	Liquid, compressed air, other inorganic(incl distil/conductivity wat	618	11 915	7 730	111 201
2901100000	Saturated acyclic hydrocarbons.	1 027 782	7 692 693	1 851 485	12 702 694
2901210000	Ethylene	71 913 935	558 884 085	77 757 553	669 482 059
2901220000	Propene (propylene)	17 962 493	181 483 417	24 699 485	255 294 538
2901230000	Butene (butylene) and isomers thereof	2 021 684	19 897 911	3 340 048	34 059 734
2901240000	Buta-1, 3-diene and isoprene	3 048 415	45 509 399	7 198 038	139 149 843
2901291000	Acetylene	22 453	606 081	17 631	674 799
2901299000	Other unsaturated acyclic hydrocarbons	111 262	3 817 375	174 667	6 792 996
2902110000	Cyclohexane	22 470	625 467	57 966	1 419 889
2902190000	Other cyclanes	175 647	1 967 362	388 437	4 724 607
2902200000	Benzene	13 655 031	134 303 250	13 851 110	150 008 464
2902300000	Toluene	7 491 834	109 650 437	8 596 614	128 790 933
2902410000	O-xylene	1 312	31 785 648	11 637	42 523 058
2902420000	M-xylene	0	3	0	370
2902430000	P-xylene	31 067 956	598 696 317	48 069 004	938 642 599
2902440000	Mixed xylene isomers	2 713 561	33 644 218	3 580 272	41 086 926
2902500000	Styrene	640 470	6 063 329	887 764	8 958 455
2902600000	Ethylbenzene	0	14	0	1 229
2902700000	Cumene	0	2 704 290	0	4 421 912
2902901000	Dodecylbenzene	7 892	790 086	35 867	1 518 567
2902902000	Alkylbenzenes	4 099	167 436	16 894	292 735
2902909000	Other cyclic hydrocarbons.	400 982	7 206 213	775 724	13 165 739
2903111000	Methyl chloride used in the manufactureof herbicides	23 949	1 090 132	24 734	1 345 383
2903119000	Other methyl chloride	0	2 770	0	31 054
2903120000	Dichloromethane (methylene chloride)	688 521	11 100 216	676 728	12 600 118
2903130000	Chloroform (trichloromethane)	134	75 869	13 124	547 739
2903150000	1,2-dichloroethane (ethylene dichloride)	24	5 245 743	520	3 396 296
2903190090	Other halogenated derivatives ofhydrocarbons	58 911	842 320	69 707	1 125 428
2903211000	Vinyl chloride monomer (vcm)	9 014 465	123 452 520	7 127 469	117 589 783
2903219000	Other vinyl chloride (chloroethylene)	14 746	492 642	75 355	1 392 841
2903220000	Trichloroethylene	111 804	2 092 392	227 104	4 274 671
2903230000	Tetrachloroethylene (perchloroethylene)	80 566	942 554	160 905	1 841 430
2903290000	Other unsaturated chlorinated derivatives of acyclic hydrocarbons	71 712	652 429	331 180	3 413 834
2903310000	Ethylene dibromide (iso)(1,2-dibromoethane)	24 349	327 576	36 219	776 037
2903390000	Oth fluorinated, brominated/iodinated	177 582	1 271 853	918 284	7 782 898
2903410000	Trichlorofluoromethane	0	38 693	0	218 461
2903430000	Trichlorotrifluoroethanes	0	14	0	89
2903440000	Dichlorotetrafluoroethanes and chloropenta fluoroethane	0	26 900	0	184 450
2903450000	Other derivatives perhalogenated onlywith fluorine and chlorine	0	15	0	2 261
2903470000	Other perhalogenated derivatives	438	51 223	12 496	232 370
2903490000	Derivatives of methane, ethane/propane,halogenated with flourin	348 210	4 997 143	939 807	17 459 427
2903510000	1, 2, 3, 4, 5, 6-hexachlorocyclohexane	0	15 850	0	218 500
2903590000	Other halogenated derivatives of cyclanic cyclenic/cycloterpenic h	0	26 051	0	121 226
2903610000	Chlorobenzene, o-dichlorobenzene andp-dichlorobenzene	857 749	4 633 510	1 720 519	8 666 126
2903690000	Other halogenated derivatives ofaromatic	35 066	838 761	61 817	2 230 449
2904100000	Derivatives containing only sulphogroups their salts and ethyl este	187 424	2 903 747	289 896	4 880 256

I.3. IMPOR MENURUT KOMODITI / IMPORT BY HS COMMODITY
***** NOVEMBER/NOVEMBER 2011 *****

HS	Uraian Komoditi Commodity Description	Berat Bersih / Net Weight (Kg)		Nilai / Value C.I.F (US\$)	
		Bulan ini Current Month	Kumulatif Cum.Jan. to date	Bulan ini Current Month	Kumulatif Cum.Jan. to date
2904200000	Derivatives containing only nitro oronly nitroso groups	60 001	264 225	148 374	713 154
2904900000	Other derivatives of hydrocarbons,whether or not halogenated	3 103	429 263	28 655	995 694
2905110000	Methanol (methyl alcohol)	36 752 362	261 567 755	15 723 891	100 553 732
2905120000	Propan-1-ol(propyl alcohol) & propan-2-ol (isopropyl alcohol)	3 256 581	22 700 821	4 792 371	34 512 267
2905130000	Butan-1-ol (n-butyl alcohol)	3 852 330	37 924 340	5 797 115	63 259 881
2905140000	Other butanols	416 095	6 137 545	697 103	10 114 539
2905160000	Octanol (octyl alcohol) and isomersthereof	5 400 857	27 829 615	9 838 880	53 617 082
2905170000	Dodecan-1-ol (lauryl alcohol), hexadecan-1-ol, and octadecan-1-ol	39 106	692 439	131 054	2 082 167
2905190000	Other sulphonated, nitrated/nitrosated	663 656	7 568 686	1 113 883	13 873 844
2905220000	Acyclic terpene alcohols	113 962	1 744 781	1 123 622	17 599 932
2905290000	Other unsaturated monohydric alcohols	21 821	271 756	199 573	3 347 250
2905310000	Ethylene glycol (ethanediol)	28 757 360	351 833 952	38 610 416	449 002 103
2905320000	Propylene glycol (propane-1, 2- diol)	3 094 870	28 539 568	5 802 316	52 945 425
2905390000	Other diols	398 363	2 868 344	1 319 732	9 889 788
2905410000	2-ethyl-2-(hydroxymethyl) propane-1,3-(trimethylolpropane)	37 923	754 025	98 807	2 024 564
2905420000	Pentaerythritol	386 093	5 147 569	663 680	8 090 585
2905430000	Mannitol	38 139	342 780	157 066	1 393 614
2905440000	D-glucitol (sorbitol)	256 389	2 938 313	193 939	2 091 371
2905450000	Glycerol	160 393	1 869 774	141 925	2 190 226
2905490000	Other polyhydric alcohols	91 609	892 582	327 459	2 690 259
2905590000	Other halogenated, sulphonated,nitratedderivatives of acyclic alc	16 146	194 703	87 653	985 259
2906110000	Menthol	89 125	452 230	2 378 292	11 183 320
2906120000	Cyclohexanol, methylcyclohexanols anddimethylcyclohexanols	5	5 956	784	54 179
2906130000	Sterols and inositols	14 825	189 753	186 495	2 283 638
2906190000	Other cyclanic, cyclenic/cycloterpenic	26 567	485 749	490 391	7 446 776
2906210000	Benzyl alcohol	27 259	342 511	67 331	927 330
2906290000	Other aromatic alcohol	26 667	484 936	134 110	2 875 996
2907110000	Phenol (hydroxybenzene) and its salts	1 449 783	16 993 937	2 231 462	30 304 771
2907120000	Cresols and their salts	112 582	863 101	261 629	2 241 764
2907130000	Octylphenol, nonylphenol and theirisomers, salts thereof	677 008	4 638 971	1 722 440	11 643 105
2907150000	Naphthols and their salts	3 293	135 523	9 920	609 891
2907190000	Other monophenols	63 563	3 079 364	318 226	6 452 273
2907210000	Resorcinol and its salts	668	348 030	13 067	1 868 435
2907220000	Hydroquinone (quinol) and its salts	22 703	466 556	284 740	4 886 823
2907230000	4,4-isopropylidenediphenol (bisphenola, diphenylolpropane) and i	65 005	570 041	98 279	1 276 132
2907290000	Other polyphenols: phenol-alcohols	11 570	243 203	168 207	1 542 174
2908110000	Pentachlorophenol (iso)	12 000	156 029	86 160	1 123 840
2908190000	Oth derivatives containing only halogensubstituents and their salts	0	13 094	0	73 202
2908910000	Dinoseb (iso) and its salts	19 652	139 213	80 572	561 478
2908990000	Oth derivatives containing only sulphogroups their salts and esters	4 008	70 341	42 933	448 807
2909110000	Diethyl ether	17 517	33 111	395 873	572 428
2909191000	Methyl tertiary butyl ether	2	56 092	37	175 664
2909199000	Other acyclic ethers and their halogenated	340	46 206	4 541	316 257
2909200000	Cyclanic, cyclenic or cycloterpenicethers & their halogenated deriv	2 063	126 330	83 030	3 332 032
2909300000	Aromatic ethers & their halogenated,sulphonated, or nitrosated di	23 746	658 406	256 618	5 713 351
2909410000	2,2-oxydiethanol (diethylene glycol,digol)	549 822	6 011 153	598 570	6 644 677
2909430000	Monobutyl ethers of ethylene glycol orof diethylene glycol	1 363 458	13 796 543	2 537 560	26 335 805
2909440000	Other monoalkylethers of ethyleneglycol or of diethylene glycol	789 420	5 783 646	1 699 998	13 223 217
2909490000	Other ether-alcohols, their halogenatedsulphonated, nitrated deri	445 936	6 156 394	1 429 224	19 244 183
2909500000	Ether-phenols, ether-alcohol-phenols &their halogenated, nitratec	5 756	160 737	60 408	2 028 954
2909600000	Alcohol peroxides, ether peroxides, ketone peroxides & their halo	110 460	1 224 935	284 384	2 821 425
2910100000	Oxirane (ethylene oxide)	7 006	40 621	32 555	227 455
2910200000	Methyloxirane (propylene oxide)	3 023 542	22 515 797	5 829 307	40 440 723
2910300000	1chloro2, 3epoxypropane(epichlorohydrin)	78 261	497 726	254 634	1 496 348
2910900000	Other epoxides, epoxyalcohols, epoxyphenols & their halogenated	4 686	31 665	33 570	332 295
2911000000	Acetals & hemiacetals, whether or notwith other oxygen function	17 990	150 417	40 244	660 612
2912111000	Formalin	0	228 958	0	117 424
2912119000	Other methanal (formaldehyde)	0	5	0	147
2912120000	Ethanal (acetaldehyde)	171	81 263	9 150	297 468
2912190000	Other acyclic aldehydes without otheroxygen function	104 677	1 124 100	359 313	5 807 076
2912210000	Benzaldehyde	0	29 318	0	111 004
2912290000	Other cyclic aldehydes without otheroxygen function	64 725	1 246 683	549 302	9 274 346
2912300000	Aldehyde-alcohols	467	70 831	9 081	803 486
2912410000	Vanillin (4-hydroxy-3-methoxybenzal-dehyde)	17 866	305 042	235 356	3 609 996
2912420000	Ethylvanillin (3-ethoxy-4-hydroxyben-zaldehyde)	12 822	231 915	239 821	4 438 747
2912490000	Other aldehyde-ethers,aldehyde-phenols& aldehydes with other c	1 487	52 091	15 644	468 360
2912500000	Cyclic polymers of aldehydes	730	14 972	8 766	114 236
2912600000	Paraformaldehyde	392 004	7 221 039	330 713	6 208 863
2913000000	Halogenated,sulphonated,nitrated or nitrosated derivat.of produc	1	5 275	68	32 016
2914110000	Acetone	58 332	19 107 536	186 800	21 115 925
2914120000	Butanone (methyl ethyl ketone)	172 011	27 039 799	298 161	57 500 846

I.3. IMPOR MENURUT KOMODITI / IMPORT BY HS COMMODITY
***** NOVEMBER/NOVEMBER 2011 *****

HS	Uraian Komoditi Commodity Description	Berat Bersih / Net Weight (Kg)		Nilai / Value C.I.F (US\$)	
		Bulan ini Current Month	Kumulatif Cum.Jan. to date	Bulan ini Current Month	Kumulatif Cum.Jan. to date
2914130000	4-methylpentan-2-one (methyl isobutylketone)	291	4 228 818	60 261	9 043 382
2914190000	Other acyclic ketones without otheroxygen function	6 836	230 245	54 033	3 024 822
2914210000	Camphor	31 849	377 629	149 830	2 031 432
2914220000	Cyclohexanone and methylcyclohexanones	212 611	3 029 852	445 365	7 067 363
2914230000	Ionones and methylionones	21 545	222 381	310 083	3 130 939
2914290000	Other cyclanic, cyclenic or cycloterpepenic ketones without oth. o:	160 171	1 532 826	1 587 263	17 717 668
2914390000	Other aromatic ketones without otheroxygen function	6 330	122 982	47 751	1 556 345
2914400000	Ketone-alcohols and ketone-aldehydes	92 349	1 217 853	380 578	3 564 864
2914500000	Ketone-phenols & ketones without otheroxygen function	14 075	150 689	217 441	2 698 708
2914610000	Anthraquinone	0	10 030	0	82 244
2914690000	Other quinones	1 069	43 958	48 755	902 383
2914700000	Halogenated, sulphonated, nitrated ornitrosated derivatives	8 197	72 700	164 431	883 545
2915110000	Formic acid	125 977	3 379 657	141 594	3 123 666
2915120000	Salts of formic acid	94 397	1 399 040	70 842	852 197
2915130000	Esters of formic acid	1 707	222 624	21 589	896 907
2915210000	Acetic acid	7 827 519	94 375 014	4 634 747	54 943 277
2915240000	Acetic anhydride	0	167 497	0	284 788
2915290000	Other acetic acid and its salts	141 556	2 029 225	524 590	7 598 196
2915310000	Ethyl acetate	1 294 305	13 693 454	1 420 795	15 016 017
2915320000	Vinyl acetate	5 092 468	37 531 554	5 640 627	39 568 440
2915330000	N-butyl acetate	828 501	4 100 981	1 242 499	6 416 191
2915360000	Dinoseb (iso) acetate	179	1 146	1 444	9 721
2915390000	Other esters of acetic acid	1 192 072	11 774 237	2 719 063	30 424 567
2915400000	Mono-, di- or trichloroacetic acids,their salts and esters	256 983	2 294 104	272 152	2 620 140
2915500000	Propionic acids, its salts and esters	186 888	1 799 188	394 017	5 441 298
2915600000	Butanoic acids, pentanoic acids, theirsalts and esters	455 489	3 349 139	1 166 052	8 522 380
2915701000	Palmitic acid, its salts and esters	205 223	2 446 367	509 134	5 944 229
2915702000	Stearic acid	223 026	2 692 267	316 590	4 960 625
2915703000	Salts and esters of stearic acid	439 005	4 046 566	998 531	8 285 189
2915901000	Acetyl chloride	8 192	182 014	92 505	894 932
2915902000	Lauric acid, myristic acid, their saltsand esters	730 049	6 034 524	1 503 502	15 782 931
2915909000	Other saturated acyclic monocarboxylicacids & their anhydrides &	264 216	3 426 488	990 059	12 659 960
2916110000	Acrylic acid and its salts	442 561	5 277 134	1 067 854	15 039 872
2916120000	Esters of acrylic acid	1 006 687	23 944 834	2 362 829	69 794 125
2916130000	Methacrylic acid and its salts	112 005	1 256 896	331 504	4 147 932
2916141000	Methyl methacrylate	3 013 012	39 727 961	6 597 613	95 392 137
2916149000	Other esters of methacrylic acid	164 399	2 078 054	591 538	7 731 760
2916150000	Oleic,linoleic or linolenic acids,theirsalts and esters	230 186	1 136 257	481 577	2 351 400
2916190000	Oth unsaturated acyclic monocarboxylicacids, their anhydrides & t	121 398	1 294 728	623 482	6 625 904
2916200000	Cyclanic, cyclenic or cycloterpenicmonocarboxylic acids, their anhy	105 517	891 868	2 405 050	27 029 362
2916310000	Benzoic acid, its salts and esters	682 808	6 897 338	1 250 625	12 192 496
2916320000	Benzoyl peroxide and benzoyl chloride	2 198	613 286	15 189	888 991
2916340000	Phenylacetic acid and its salt	0	2 313	0	15 105
2916350000	Esters of phenylacetic acid	1 599	6 920	87 524	416 156
2916360000	Binapacryl (iso)	0	1	0	37
2916391000	2,4-dichlorophenyl acetic acid & itssalts and esters	346 000	1 334 899	1 314 463	4 826 708
2916399000	Other aromatic monocarboxylic acids,their anhydrides, halides & f	64 609	644 455	498 169	5 155 280
2917110000	Oxalic acid, its salts and esters	174 564	1 287 193	239 902	1 441 462
2917121000	Diocetyl adipate (doa)	197 000	2 793 422	430 909	7 377 925
2917129000	Other adipic acid, its salts & esters	93 001	737 879	222 620	2 463 242
2917130000	Azelaic acid, sebacic acid, their saltsand esters	30 362	242 468	160 623	1 326 978
2917140000	Maleic anhydride	76 764	1 149 316	132 117	1 935 641
2917190000	Other acyclic polycarboxylic acids,their anhydrides, halides & pero	188 963	1 818 485	380 548	4 986 094
2917200000	Cyclanic, cyclenic or cycloterpenicpolycarboxylic acids, their anhy	127 361	819 794	306 638	2 052 293
2917320000	Diocetyl orthophthalates	262 724	4 553 561	531 094	7 382 212
2917330000	Dinonyl or didecyl orthophthalates	86 029	902 901	198 630	2 140 254
2917340000	Other esters of orthophthalic acid	83 872	2 443 160	250 331	5 845 426
2917350000	Phthalic anhydride	1 764 115	27 349 197	2 495 197	35 484 683
2917360000	Terephthalic acid and its salts	4 630 871	31 252 782	5 321 210	40 007 986
2917370000	Dimethyl terephthalate	43 000	218 000	62 525	334 275
2917391000	Triocetyltrimellitate (totm)	0	341 158	0	849 239
2917392000	Other phthalic plasticizers & esters ofphthalic anhydride	157 855	868 223	336 943	1 661 207
2917399000	Other aromatic polycarboxylic acids,their anhydrides, halides & pe	681 137	5 810 051	1 375 153	11 725 872
2918110000	Lactic acid, its salts and esters	153 790	2 341 916	315 450	5 228 779
2918120000	Tartaric acid	49 828	314 044	151 779	880 550
2918130000	Salts and esters of tartaric acid	57 623	583 927	149 057	1 627 170
2918140000	Citric acid	3 887 357	27 851 739	5 178 676	33 902 757
2918151000	Calcium citrate	47 816	1 151 351	99 425	1 357 301
2918159000	Other salts and esters of citric acid	237 219	6 302 072	393 092	9 448 241
2918160000	Gluconic acid, its salts and esters	450 825	3 904 919	504 728	4 212 984
2918180000	Chlorobenzilate (iso)	0	868	0	14 926

I.3. IMPOR MENURUT KOMODITI / IMPORT BY HS COMMODITY
***** NOVEMBER/NOVEMBER 2011 *****

HS	Uraian Komoditi Commodity Description	Berat Bersih / Net Weight (Kg)		Nilai / Value C.I.F (US\$)	
		Bulan ini Current Month	Kumulatif Cum.Jan. to date	Bulan ini Current Month	Kumulatif Cum.Jan. to date
2918190000	Oth carboxylic acids with alcohol function but without other oxyge	248 010	1 515 387	594 356	3 726 173
2918210000	Salicylic acid and its salts	40 650	363 411	123 895	1 244 793
2918220000	O-acetylsalicylic acid,its salts andesters	31 950	324 154	116 492	1 115 170
2918230000	Other esters of salicylic acid & theirsalts	126 571	1 601 654	351 214	5 236 717
2918291000	Alkyl sulphonic ester of phenol	2	494	57	11 729
2918299000	Other carboxylic acids with phenol function but without other oxy	67 227	710 535	567 420	4 690 815
2918300000	Carboxylic acids with aldehyde/ketonefunction but without other	17 626	453 480	327 384	7 178 160
2918910000	2,4,5-t(iso) (2,4,5-trichlorophenoxyacetic	20 000	126 801	68 400	388 112
2918990000	Oth carboxylic acids with additionaloxygen function,their anhydrid	75 945	904 036	405 608	5 380 590
2919100000	Tris(2,3-dibromopropyl) phosphate	32 097	114 210	146 946	560 746
2919900000	Oth.phosphoric esters,their salts,inclactophosphates, their haloge	37 333	374 751	155 634	1 371 620
2920110000	Parathion (iso) & parathion-methyl (iso)	0	59 485	0	318 167
2920190000	Oth thiophosphoric esters,(phosphorothioates) & their salts	959	69 938	6 615	266 650
2920901000	Dimethyl sulphate (dms)	59 714	431 155	93 104	662 363
2920909000	Other esters of other inorganic acidsof non metals and their salts	16 159	418 454	23 213	1 190 925
2921110000	Methylamine, di- or trimethylamine andtheir salts	295 214	1 861 783	489 253	3 626 930
2921190000	Other acyclic monoamines & their derivatives; salts thereof	891 799	10 804 299	1 960 110	23 411 920
2921210000	Ethylenediamine and its salts	122 262	2 432 634	396 827	9 517 256
2921220000	Hexamethylenediamine and its salts	27 312	173 661	57 005	966 741
2921290000	Other acyclic polyamines & their derivatives; salts thereof	429 914	3 665 933	1 504 500	12 266 053
2921300000	Cyclanic, cyclenic or cycloterpenicmono-or polyamines,& their der	579 366	7 582 454	1 476 547	17 088 361
2921410000	Aniline and its salts	220 065	1 507 055	482 153	3 949 365
2921420000	Aniline derivatives and their salts	77 470	1 200 027	351 364	4 400 021
2921430000	Toluidines & their derivatives; saltsthereof	0	94 074	0	502 882
2921440000	Diphenylamine & its derivatives; saltsthereof	9 929	34 312	42 021	274 651
2921450000	1-naphthylamine (alpha-naphthylamine),2-naphthylamine (beta-n	56 353	709 348	205 920	3 010 490
2921460000	Amfetamine (inn), benzfetamine (inn),dexamfetamine(inn),etilamf	0	10	0	95
2921490000	Oth aromatic monoamines & their deri-vatives; salts thereof	16 240	66 668	58 824	395 630
2921510000	O-,m-,p-phenylenediam, diaminotoluenes & their derivatives; salt:	193 871	2 896 593	669 276	10 404 008
2921590000	Oth aromatic polyamines & their derivatives; salts thereof	312 286	3 099 472	1 651 990	17 130 240
2922110000	Monoethanolamine and its salts	82 392	1 096 586	151 775	1 884 085
2922120000	Diethanolamine and its salts	169 362	2 710 843	256 023	4 728 378
2922130000	Triethanolamine and its salts	151 712	1 401 016	310 963	2 652 191
2922191000	Ethambutol & its salts, esters & otherdrv suitable for produc of an	8 654	130 658	210 665	3 129 482
2922192000	D-2-amino-normal-butyl-alcohol	331	129 045	5 045	567 010
2922199000	Oth amino-alcohols,phenylpropanolamin hcl, tramadol, ketamin h	71 598	619 080	1 191 089	9 200 220
2922210000	Amino hydroxynaphthalene sulphonicsalts and their salts	194 994	2 218 148	684 129	8 159 661
2922290000	Other amino-naphthols & other aminophenols	20 334	773 907	197 765	5 424 135
2922310000	Amfepramone (inn), methadone (inn) & normethadone (inn); salts	0	140	0	59 500
2922390000	Other amino-aldehydes,amino-ketones& aminno-quinones	3 871	139 070	24 878	1 612 563
2922410000	Lysine and its esters; salts thereof	384 714	3 981 773	1 003 233	10 399 097
2922421000	Glutamic acid	5 487	345 560	33 703	834 474
2922422000	Monosodium glutamate	1 533 015	16 689 660	2 008 435	21 175 246
2922429000	Salts of glutamic acid	405	46 843	3 775	289 263
2922430000	Anthranilic acid and its salts	6 301	6 301	32 573	32 573
2922491000	Mephenamic acid and its salts	89 051	897 330	762 026	7 928 562
2922499000	Oth amino acids,o.t.t containing morethan one kind of oxygen fun	126 416	2 176 209	1 163 236	15 496 264
2922501000	P-aminosalicylic acid & its salts,esterand other derivatives	17 279	346 230	57 884	1 215 760
2922509000	Oth amino-alcohol-phenols,amino-acidphenols oth amino-comp w	53 579	532 483	550 427	5 709 575
2923100000	Choline and its salts	1 498 884	9 879 079	1 881 629	12 028 668
2923201000	Lecithins, whether or not chemicallydefined	713 528	7 778 264	812 101	8 676 445
2923209000	Other phosphoaminolipids	282 013	2 806 041	374 660	5 193 641
2923900000	Oth quarternary ammonium salts andand hydroxides	755 548	4 839 312	1 017 818	9 628 786
2924110000	Meprobamate (inn)	0	19 698	0	70 569
2924120090	Other fluoroacetamide (iso), monocrothopos (iso), phosphamidon	6 645	100 666	35 188	443 377
2924190000	Oth acyclic amides (including acycliccarbamates), & their thrf, salt:	234 283	3 088 168	724 781	8 492 725
2924211000	4-ethoxyphenylurea (dulcin)	0	976	0	11 128
2924212000	Diuron and monouron	15 000	134 906	88 500	677 922
2924219000	Other ureines & their derivatives;saltsthereof	39 553	178 885	232 924	1 015 541
2924291000	Aspartame	122 128	1 458 178	1 867 631	25 073 352
2924292000	Butylphenylmethyl carbamate, methylisopropyl phenyl carbamate	33 063	699 258	148 373	2 701 251
2924299010	Asetaminophen (paracetamol), salicylmide, ethoxybenzamide	392 738	5 981 518	1 449 672	22 497 906
2924299090	Oth carboxamide-function compounds	96 295	1 572 979	1 089 951	12 159 825
2925110000	Saccharin and its salts	108 034	537 508	664 652	3 372 911
2925190000	Other imides & their derivatives, saltsthereof	1 501	118 050	7 625	679 180
2925210000	Chlordimeform (iso)	0	7 694	0	35 512
2925290000	Other imines and their derivatives;and salts thereof	37 924	535 791	335 609	3 222 384
2926100000	Acrylonitrile	1 007 371	7 572 125	2 254 932	18 926 029
2926200000	1-cyanoguanidine (dicyandiamide)	19 842	219 047	51 701	428 125
2926900000	Other nitrile-function compounds.	119 991	1 544 957	3 099 279	45 474 541
2927001000	Azodicarbonamide	176 916	1 967 942	437 822	4 685 390

I.3. IMPOR MENURUT KOMODITI / IMPORT BY HS COMMODITY
***** NOVEMBER/NOVEMBER 2011 *****

HS	Uraian Komoditi Commodity Description	Berat Bersih / Net Weight (Kg)		Nilai / Value C.I.F (US\$)	
		Bulan ini Current Month	Kumulatif Cum.Jan. to date	Bulan ini Current Month	Kumulatif Cum.Jan. to date
2927009000	Oth diazo-, azo- or azoxy-compounds.	225 128	1 138 197	612 739	3 748 319
2928001000	Linuron	0	11 627	0	88 907
2928009000	Other organic derivatives of hidrazine or of hydroxylamine	70 490	470 547	501 749	3 008 325
2929100000	Isocyanates	5 362 629	49 869 872	9 785 913	99 244 910
2929901000	Sodium cyclamate	96 500	794 500	179 865	1 575 481
2929909000	Other compounds with other nitrogenfunction	15	98 183	143 513	723 967
2930200000	Thiocarbamates and dithiocarbamates	273 874	3 039 548	1 010 784	19 119 438
2930300000	Thiuram mono, di or tetrasulphides	29 968	230 117	76 024	707 709
2930400000	Methionine	1 937 959	20 911 816	8 903 744	91 858 857
2930500000	Captafol (iso) & methamidophos (iso)	3 000	6 820	45 600	58 120
2930900000	Other organo-sulphur compounds	1 358 266	12 104 325	4 784 515	47 140 023
2931001000	Tetraethyl lead	244 574	1 776 801	1 691 447	15 037 107
2931002000	N-(phosphonomethyl)glycine and saltsthereof	2 735 863	18 354 383	9 421 362	58 687 108
2931003000	Ethephone	30 022	287 735	205 183	1 268 985
2931004000	Organo-arsenic compounds	11 065	53 325	35 790	272 603
2931009000	Other organo-inorganic compounds	434 036	3 910 299	1 282 448	13 499 627
2932110000	Tetrahydrofuran	29 057	345 709	124 236	1 451 148
2932120000	2-furaldehyde (furfuraldehyde)	1 052	629 192	12 873	1 765 695
2932130000	Furfuryl alcohol and tetrahydrofurfuryl alcohol	117 620	1 199 475	287 784	3 160 562
2932190000	Oth compounds containing an unfusedfuran ring in the structure	2 739	99 338	389 218	5 118 236
2932210000	Coumarin, methylcoumarins & ethylcoumarins	17 206	156 593	185 701	1 527 355
2932290000	Other lactones	55 461	1 317 986	274 216	9 538 968
2932920000	1-(1,3-benzodioxol-5-yl) propan-2-one	0	47	0	2 314
2932930000	Piperonal	5 000	46 200	111 756	1 183 853
2932950000	Tetrahydrocannabinols (all isomers)	0	60	0	1 800
2932991000	Carbofuran	76 084	1 509 043	955 312	21 934 453
2932999000	Other heterocyclic compound withoxygen hetero-atom(s) only.	150 699	1 882 322	1 242 120	19 039 051
2933111000	Dipyrone (antalgin)	33 340	481 405	343 450	4 826 918
2933119000	Other phenazone (antipyrin) and itsderivatives	23 005	349 348	421 406	4 754 400
2933190000	Oth compounds containing an unfusedpyrazole ring in the structur	5 632	344 045	99 313	20 119 634
2933210000	Hydantoin and its derivatives	12 788	669 162	56 126	1 486 040
2933291000	Cimetidine	577	30 601	26 090	735 072
2933299000	Oth compounds containing an unfusedimidazole ring in the struct	68 615	458 215	604 946	7 344 596
2933310000	Pyridine and its salts	169 247	1 423 504	932 278	7 555 804
2933320000	Piperidine and its salts	0	2	0	148
2933330000	Alfentanil (inn), anileridine (inn), bezitramide (inn), bromazepam (i	0	5	0	3 323
2933391000	Chlorpheniramine and isoniazid	11 851	98 417	146 458	1 992 744
2933392000	Isonicotinic acid hydrazide, & its saltsesters, derived of pharmaceut	0	1 758	0	430 696
2933393000	Paraquat salts	2 036 335	15 765 060	6 078 220	48 041 353
2933399000	Oth compounds containing an unfusedpyridine ring in the structur	458 709	3 580 796	4 599 258	34 980 013
2933410000	Levorphanol (inn) and its salts	0	25	0	1 250
2933490000	Oth compounds containing in the struc. a quinoline or isoquinoline	14 101	332 655	702 091	5 804 307
2933520000	Malonylurea (barbituric acid) and itsalts	7	77	1 504	15 419
2933530000	Allobarbital(inn), amobarbital(inn), barbital(inn), butalbital(inn), but	0	1 185	0	49 028
2933540000	Other derivatives of malonylurea (barbituric acid), salts thereof	11	164	2 494	13 254
2933591000	Diazinon	0	46 348	0	352 631
2933599000	Oth compounds contain a pyrimidinering or piperazine ring in the :	51 864	877 843	1 230 419	17 488 889
2933610000	Melamine	1 047 381	11 344 525	1 541 172	18 194 579
2933690000	Oth compounds containing an unfusedtriazine ring in the structure	991 713	7 484 608	1 981 078	13 835 744
2933710000	6-hexanelactam (epsilon-caprolactam)	3 114 892	38 359 903	10 402 452	126 271 903
2933720000	Clobazam (inn) and methypyrilon (inn)	0	108	0	691 244
2933790000	Other lactams	16 905	271 507	126 362	2 739 303
2933910000	Alprazolam(inn), camazepam(inn), chlordiazepoxide(inn), clonazep	1 298	12 331	24 048	1 003 914
2933991000	Mebendazole and parbendazole	4 196	73 449	222 973	1 853 438
2933999000	Other heterocyclic compounds with nitrogen hetero-atom(s) only.	217 147	1 608 205	1 842 910	16 341 948
2934100000	Compounds containing an unfusedthiazole ring in the	25 863	163 900	164 778	2 061 367
2934200000	Comp containing in the structure a benzothiazole ring-system, not	121 427	1 620 195	454 489	6 110 482
2934300000	Comp containing in the structure a phenothiazine ring-system, not	14 468	160 461	131 422	1 719 034
2934910000	Aminorex(inn), brotizolam(inn), clotiazepam(inn), cloxazolam(inn), i	0	16 981	0	275 145
2934991000	Nucleic acid and its salts	7 874	80 957	49 842	3 111 765
2934992000	Sultones, sultams, diltiazem	2 207	54 427	805 789	5 340 758
2934993000	6-amino penicillanic acid	35 250	210 469	282 502	1 600 523
2934999000	Other nucleic acids and their salts, whether or not chemically defin	89 320	1 433 297	2 059 896	42 979 557
2935000000	Sulphonamides.	56 038	1 183 243	907 029	22 051 862
2936210000	Vitamins a & their derivatives	18 429	329 331	595 385	9 973 096
2936220000	Vitamins b1 & its derivatives	7 559	274 878	254 863	6 504 861
2936230000	Vitamin b2 & its derivatives	13 195	126 128	322 580	4 205 194
2936240000	D- or dl-pantothenic acid (vit b3 or vit b5 & its derivatives)	30 384	441 074	351 867	4 963 670
2936250000	Vitamin b6 & its derivatives	15 722	276 329	284 898	5 359 814
2936260000	Vitamin b12 & its derivatives	2 482	40 613	476 371	4 363 896
2936270000	Vitamin c & its derivatives	217 404	2 681 425	1 954 003	21 424 220

I.3. IMPOR MENURUT KOMODITI / IMPORT BY HS COMMODITY
***** NOVEMBER/NOVEMBER 2011 *****

HS	Uraian Komoditi Commodity Description	Berat Bersih / Net Weight (Kg)		Nilai / Value C.I.F (US\$)	
		Bulan ini Current Month	Kumulatif Cum.Jan. to date	Bulan ini Current Month	Kumulatif Cum.Jan. to date
2936280000	Vitamin e & its derivatives	52 153	806 381	1 796 089	18 264 407
2936290000	Oth vitamins & their derivatives	242 471	1 670 098	1 445 982	15 448 630
2936900000	Oth vitamin, incl natural concentrates	316 428	2 859 747	2 182 240	20 100 819
2937190000	Oth polupeptide hormones, proteinhormones	3	304	509	128 118
2937210000	Cortisone,hydrocortisone, prednisonone &prednisolone (dehydrohyc	128	7 014	101 279	4 271 276
2937220000	Halogenated derivatives ofcorticosteroidal hormones	223	5 575	449 953	11 915 965
2937230000	Oestrogens & progestogens	1 158	7 465	1 468 372	10 385 436
2937290000	Oth steroidal hormones	335	7 841	212 083	5 326 126
2937310000	Epinephrine	1	6	15 267	59 170
2937390000	Oth catecholamine hormones	0	3	0	26 156
2937400000	Amino-acid derivatives	6 068	95 137	135 056	1 455 562
2937500000	Prostaglandins,thromboxanes &leukotrienes & their derivatives	4	43	11 550	99 888
2937900000	Oth hormones	9	75	22 798	121 763
2938100000	Rutoside (rutin) & its derivatives	4	1 164	371	73 658
2938900000	Oth glycoside, natural or reproduc andtheir salts, ethers, esters &	5 602	29 993	107 585	936 703
2939110000	Concent of poppy straw, buprenorphinecodein,ethylmorphin,etorj	0	2 084	0	966 556
2939190000	Oth alkaloids of opium	225	230 172	29 025	1 425 913
2939200000	Alkaloids of chinchona andtheir derivatives, salts thereof	0	2 104	0	249 543
2939300000	Caffeine & its salts	34 308	440 661	249 482	3 510 345
2939410000	Ephedrine & its salts	549	8 895	31 038	505 952
2939420000	Pseudoephedrine (inn) & its salts	5 001	39 874	285 468	2 297 527
2939490010	Phenylpropanolamine hcl (ppa)	2 125	27 540	93 621	1 166 906
2939490090	Other ephedrines and their salts	0	100 000	0	26 895
2939510000	Fenetyline(inn) & its salts	0	560	0	31 506
2939590000	Oth theophylline & aminoophylline	5 893	72 351	118 441	3 030 994
2939610000	Ergometrine (inn) & its salts	0	2	0	15 680
2939620000	Ergotamine (inn) & its salts	0	12	0	68 193
2939690000	Oth alkaloids of rye ergot	3	139	133	533 887
2939919000	Oth cocaine, levometamfetamine	0	100	0	24 000
2939991000	Nicotine sulphate	0	20	0	11 121
2939999000	Oth vegetable alkaloids, natural orreproduc by synthesis & their sa	375	73 958	353 567	2 819 941
2940000000	Sugars, chemically pure, oth thansucrose, lactose, maltose	153 118	978 096	1 046 513	5 360 490
2941101100	Amoxicillins & its salts non-sterile	20 199	135 530	541 400	4 584 657
2941101900	Oth amoxicillins	41 473	550 325	1 182 279	15 852 784
2941102000	Ampicillin & its salts	14 598	124 050	881 619	11 616 448
2941109000	Other penicillins, their derivatvs withpenicillanic acid structure; sal	972	84 979	570 904	9 928 829
2941200000	Streptomycins & their derivated, saltthereof	20 030	64 722	36 625	499 609
2941300000	Tetracyclines & their derivated, saltthereof	12 086	264 221	205 687	4 929 152
2941400000	Chloramphenicol & its derivated, saltthereof	16 537	155 340	565 900	4 976 144
2941500000	Erythromycin & its derivated, saltthereof	5 100	61 294	864 467	6 692 266
2941900000	Oth antibiotics(rifampicin, cephalosporin, their deriv,salts thrf, qui	85 317	1 264 900	3 834 413	53 424 447
2942000000	Oth organic compounds.	83 237	2 734 476	1 320 584	16 757 231
3001200000	Extracts of glands or oth organsor of their secretions	7	116 551	383	1 058 551
3001900000	Oth human or animal substanc. prepar.for therapeutic/prophylact	44 412	190 073	219 570	1 165 352
3002101000	Plasma protein solution	0	11 612	0	2 734 488
3002102000	Antisera & modified immunologicalprods with or not obtain	262	6 887	246 720	5 992 997
3002109000	Oth antisera & blood fractions & modifimmunological prods	7 752	89 364	2 281 747	23 302 541
3002202000	Pertusis, measles, meningitis a/c& poliovaccine	718	16 110	551 935	9 713 859
3002209010	Hepatitis vaccine	1 813	15 279	508 743	4 102 454
3002209090	Oth vaccine for human medicine	2 485	58 451	1 556 134	26 357 931
3002300000	Vaccines for veterinary medicine	44 508	640 309	2 520 954	29 539 756
3002900000	Oth human blood; animal blood prepfor therapeutic	5 196	222 122	620 263	10 342 376
3003101000	Medicaments cont amoxicillin (inn) notput up in measur doses-for	0	45 240	0	1 034 780
3003109000	Oth medicam cont penicllins or drv notput up in measur. doses - fc	84	2 965	65 645	377 947
3003200000	Medicaments cont oth antibiotics	98	3 359	87 675	1 577 069
3003390000	Oth medicaments cont hormones oroth prod. - for retai sale	180	96 503	33 983	708 189
3003400090	Oth medicaments cont alkaloids orderivated thrf but not cont hori	74	18 048	55 500	1 521 486
3003900000	Oth medicaments cont >=2 constituent	71 197	526 468	1 939 061	11 596 870
3004101600	Containing ampicillin,amoxycillin orsalts thereof, of a kind taken or	250	3 877	3 500	155 108
3004101900	Oth medicam cont penicillins or drv putup in measured doses-for r	5 357	144 627	23 805	1 825 904
3004102100	Medicam cont streptomycs-ointmentput up in measur doses-for r	0	21	0	676
3004102900	Medicam cont oth streptomycins ortherderivat other than ointme	828	16 676	97 194	1 613 817
3004203100	Medicam cont erythromycin or drvthereof for taking orally	0	20 426	0	481 315
3004203200	Medicam cont erythromycin or drvthereof ointment	0	3	0	98
3004203900	Medicaments cont erythromycin or drvothor for taking oralling or	0	562	0	53 818
3004207100	Medicam cont tetracycllins or drvthereof for taking orally	0	95	0	5 204
3004207900	Medicam cont chloramphenicols or drvothor for taking oralling or	10 706	82 221	136 011	1 274 553
3004209100	Medicam cont linc, sulf,iso,pyr or drvthereof for taking orally	0	22 745	0	2 803 662
3004209900	Medicam cont gentamycins or drvthereof for injection	26 346	261 694	872 165	10 979 125
3004310000	Medicam cont insulin-but not contantibiotics	3 741	40 813	1 671 590	18 143 723
3004324000	Containing hydrocortisone sodiumsuccinate or fluocinolone acetoj	0	597	0	3 054

I.3. IMPOR MENURUT KOMODITI / IMPORT BY HS COMMODITY
***** NOVEMBER/NOVEMBER 2011 *****

HS	Uraian Komoditi Commodity Description	Berat Bersih / Net Weight (Kg)		Nilai / Value C.I.F (US\$)	
		Bulan ini Current Month	Kumulatif Cum.Jan. to date	Bulan ini Current Month	Kumulatif Cum.Jan. to date
3004329000	Medic cont oth corticosteroid hormone	881	16 553	60 879	2 128 123
3004390000	Oth medicam cont hormon, adrenalin, othprod of hd 29.37, not cc	18 130	771 520	1 015 188	10 454 519
3004401000	Medicam cont morphine/its derivativesfor injection	0	2 462	0	233 578
3004403000	Medicam cont quinine sulphate orbisulphate, for taking orally	0	6 223	0	21 295
3004404000	Medicam cont quinine or its salts &antimalaria substances	536	6 894	34 456	443 173
3004405000	Medicam cont papaverine or berberine	502	1 002	53 000	106 000
3004409010	Medicaments cont morphine or its drv,for taking orally	0	1 264	0	654 754
3004409090	Medicaments cont morphine or its drv,not for taking orally	8 595	169 620	134 932	3 108 456
3004501000	Oth medicam cont syrups & drops ofvitamins of a kind suitable for	0	68 825	0	580 963
3004508100	Medicam cont b complex vitamins	10	5 120	1 350	35 439
3004508900	Medicam cont oth b complex vitamin	2 754	34 748	146 036	2 018 726
3004509000	Oth medicaments cont vitamins oroth prods of heading 29.36	48 975	277 695	1 202 545	8 720 074
3004901000	Specialised medicines for cancer,aids or oth intractable diseases	4 429	123 218	4 062 009	31 558 009
3004902000	Oth medicam put up in measurdosesclosed sterile water for	212	11 890	28 767	938 034
3004903000	Antiseptics	24 923	280 854	163 624	1 643 199
3004904900	Oth anaesthetics cont ketaminlidocain	0	28 211	0	2 155 995
3004905100	Analgesics,antipyretics & oth medicamcont acetyl salicylic acid	500	3 936	9 500	203 829
3004905900	Oth analgesics, antipyretics & medcont chlorp maleat,diclof, tram:	7 207	45 469	89 148	2 887 054
3004906000	Antimalarials cont artemisinin,primaqartesunate or chloroquine (i	12	578	671	103 813
3004907000	Anthelmintic cont piperazine,dichloro-phen or mebenda zole (inn)	0	3 446	0	12 500
3004908000	Transdermal therapeutic systems (tts)patches for cancer or heart c	0	6 960	0	558 628
3004909100	Oth medicam put up in measur doses-cont sulpiride(inn),cimetidin	925 671	7 421 281	896 078	8 723 605
3004909200	Oth medicam put up in measur doses-cont piroxicam(inn) or ibupr	3 106	63 767	71 882	1 281 144
3004909910	Oth medicam put up in measur doses-doses cont phenobarbital,	445	26 749	137 284	1 169 128
3004909990	Oth infusio fluids; nutritional orelectrolytic solutions	131 270	4 580 745	17 184 170	196 631 248
3005101000	Adhesive dressing & oth articles coverimpregnant w/ pharmaceuti	9 680	109 437	207 894	1 953 894
3005109000	Oth adhesive dressings & otharticles having an adhesive layer	2 312	75 874	42 026	1 499 360
3005901000	Bandages	16 155	222 969	257 856	3 570 767
3005902000	Gauze	3 544	141 696	47 229	1 092 080
3005909000	Oth wadding, impregnat/coated withpharmaceutic subst or put up	4 439	77 270	170 385	2 674 181
3006101000	Sterile absorbable surgical or dentalyarn; sterile surgical or dental	6 435	41 706	67 622	744 900
3006109000	Sterile surgical catgut,similar sterilesuture matt & sterile tissue	7 392	80 286	728 712	8 789 360
3006200000	Blood-grouping reagents	27	7 247	2 471	1 808 649
3006301000	Barium sulfate (for taking orally)	52 000	171 695	14 560	49 463
3006302000	Reagents of microbial origin forveterinary	419	1 324	9 762	96 386
3006303000	Oth microbial diagnostic reagents	20	2 039	683	27 068
3006309000	Oth opacifyng prep for x-ray exam,diagnostic reagents design to b	13 079	720 995	176 637	3 531 317
3006401000	Dental cements & oth dental fillings	1 510	49 895	88 956	626 644
3006402000	Bone reconstruc cements	37	451	3 344	47 452
3006500000	First-aid boxes & kits	183	8 292	3 226	129 141
3006600000	Chemical contraceptive prepbased on hormones	21 916	85 072	435 028	2 983 115
3006700000	Gel prep designed to be used in humanor vet medic for parts of th	1 121	60 684	28 080	2 424 504
3006910000	Appliances identifiable for ostomy use	3 388	4 354	155 036	357 748
3006920000	Waste pharmaceuticals	0	1 308	0	2 124
3101001100	Supplement fertilizers in liquid form,not chemical treat-of solely v	53 881	368 698	80 205	882 979
3101001900	Oth thn supplemnt fertilizr in liquidform,not chemicl treat solely v	403 990	3 877 741	250 805	2 135 926
3101009100	Oth animal or vegetable fertilisers,supplement fertilizers in liquid f	0	21 140	0	92 100
3101009900	Oth animal or vegetable fertilisers,oththn supplemnt fertilizr in liq	0	42 000	0	11 214
3102100000	Urea, with or not in aqueous solution	893	53 991 679	9 687	21 385 115
3102210000	Ammonium sulphate	86 372 495	475 525 556	22 696 650	106 750 961
3102290000	Oth double salts & mix of ammoniumsulphate & ammonium nitrat	0	146 311	0	125 670
3102300000	Ammonium nitrate, with or not inaqueous solutions	53 132 951	440 549 089	32 255 680	261 053 074
3102400000	Mixt of ammonium nitrate with calciumcarbonate or oth inorganic	242 460	2 140 874	94 918	737 897
3102500000	Sodium nitrate	527 019	6 739 576	272 866	3 566 928
3102600000	Double salts & mixtures of calciumnitrate & ammonium nitrate	2 725 980	14 395 436	1 031 179	5 421 617
3102900000	Oth mineral or chem fertilisers,nitrogenous inc mixt	1 200	1 979 586	34 625	1 132 129
3103101000	Superphosphates, feed grade	0	886 169	0	471 385
3103109000	Other suoerphosphates	53 522 400	422 832 922	24 720 677	199 758 870
3103901000	Calcined phosphatic fertiliser	0	289 505	0	236 901
3103909000	Oth mineral or chemical fertilisers,phospatc	89 036 000	1 105 395 481	11 539 531	125 276 655
3104200000	Potassium chloride	190 070 856	2 817 098 290	96 777 463	1 287 021 073
3104300000	Potassium sulphate	126 880	4 632 323	104 545	2 601 447
3104900000	Oth potassium salts	22 784 929	113 283 495	11 436 983	53 703 664
3105100000	Mineral or chemic fertilisers,tablet orsimilar forms-pack of a weigh	500 227	1 917 802	326 075	1 143 275
3105200000	Mineral or chemical fertiliser cont theelements nitro,phosphor & f	23 429 762	237 080 662	13 647 547	142 779 918
3105300000	Diammonium hydrogenorthophosphate(diammonium phosphate)	14 813 386	79 175 634	9 888 542	49 466 873
3105400000	Ammonium dihydrogenorthophosphate(monoammonium phosph	1 119 998	10 065 669	593 777	6 277 846
3105510000	Oth mineral or chemical fertiliserscont nitrates & phosphates	523 683	25 426 596	247 831	10 849 324
3105590000	Oth mineral or chemical fertiliserscont nitrogen & phosphorus	4 120 528	15 407 571	3 088 378	13 730 977
3105600000	Mineral or chemical fertilisers contelements phosphorus & potassi	44 000	387 838	28 600	366 198
3105900000	Oth mineral or chemical fertilisers, intablets or in pack < 10kg	427 639	8 835 832	419 846	5 516 950

I.3. IMPOR MENURUT KOMODITI / IMPORT BY HS COMMODITY
***** NOVEMBER/NOVEMBER 2011 *****

HS	Uraian Komoditi Commodity Description	Berat Bersih / Net Weight (Kg)		Nilai / Value C.I.F (US\$)	
		Bulan ini Current Month	Kumulatif Cum.Jan. to date	Bulan ini Current Month	Kumulatif Cum.Jan. to date
3201100000	Quebracho extract	24 000	147 811	49 200	303 738
3201200000	Wattle extract	35 000	391 255	39 355	539 102
3201901000	Gambier	2 722	2 730	11 484	11 583
3201909000	Oth tanning extract of vegetable origintannis & their salts, esters &	1 931	70 306	8 612	280 218
3202100000	Synthetic organic tanning substances	197 301	2 894 386	338 634	5 331 713
3202900000	Oth inorgan tanning subst;tanning prepwith or not cont natural ta	174 372	2 594 625	233 485	3 561 945
3203001000	Coloring matter of vegetable or animalsuitable for use in food or d	5 671	99 484	207 419	2 133 677
3203009000	Oth coloring matter of vegetable oranimal not suitable for use in f	597	83 456	72 905	1 232 539
3204111000	Disperse dyes crude & prep based& preparat based thereon, crud	316 825	7 432 771	1 654 499	43 655 739
3204119000	Other disperse dyes and preparationbased thereon	807 116	6 938 266	4 090 602	36 110 307
3204121000	Aciddyes whether or not premetallised	62 711	870 522	381 488	4 895 825
3204129000	Oth acid dyes whether or not premetallised & preparation based t	33 268	458 074	199 141	2 947 427
3204130000	Basic dyes & preparat based thereon	24 221	782 591	160 237	3 233 705
3204140000	Direct dyes & preparat based thereon	633 817	4 119 788	1 956 182	15 051 842
3204150000	Vat dyes (incl those usable in thatstate pigments) & prep based th	343 817	2 026 828	1 597 360	13 526 256
3204160000	Reactive dyes & preparations basedthereof	920 684	7 809 338	3 598 972	35 166 158
3204170010	Synthet organ pigment in powder form	575 372	9 338 862	5 953 638	80 339 330
3204170090	Other pigments & preparat basedthereon	644 356	7 705 582	3 584 674	40 925 021
3204190000	Oth synthetic organic coloring matter,incl mix of coloring	521 294	4 918 985	1 332 549	16 346 042
3204200000	Synthetic organic prods of a kindused as fluorescent brightening a	287 049	3 400 942	1 054 375	20 326 341
3204900000	Oth synthetic organic coloring,matter, w/ or not chemically define	227 024	3 251 168	899 443	12 403 197
3205000000	Color lakes; preparat as specified inbased on color lakes	155 223	1 507 330	585 228	5 338 139
3206111000	Pigment base on titanium dioxidecont weight >= 80 %, on dry mat	5 926 877	63 406 447	22 346 897	206 046 340
3206119000	Preparate base on titanium dioxide,cont weight >= 80 %, on dry m	229 775	3 371 555	831 922	12 675 870
3206191000	Pigment base on titanium dioxidecont weight < 80 %, on dry matt	88 623	2 027 783	418 877	6 370 272
3206199000	Preparate base on titanium dioxide,cont weight < 80 %, on dry ma	159 441	2 033 371	967 964	10 816 243
3206201000	Chrome yellow,chrome green,molybdatorange/red base on chrom	106 488	1 039 080	449 261	4 622 340
3206209000	Oth pigments & prep based onchromium compounds	52 481	310 280	318 686	2 504 980
3206411000	Preparations of inorganic pigmentsultramine pre based thereon	7 578	75 460	36 134	377 686
3206419000	Oth ultramarine & preparationsbased thereon	89 341	1 448 186	171 440	2 508 536
3206421000	Prep of inorganic pigments- lithophonebased on sulphide	42 232	232 933	85 433	308 425
3206429000	Oth lithophone & oth pigments & prepbased on sulphide	51 062	698 389	29 660	656 328
3206491000	Prep of inorganic pigment based on othhexacyanoferrat (ferro&fe	270 099	2 367 623	756 978	6 614 055
3206499000	Oth pigment & prep based on hexacyanoferrates(ferrocyanides &	272 744	2 905 451	2 154 163	21 943 196
3206501000	Prep of inorganic pigment of akind used luminophores	47 177	326 718	338 338	2 357 787
3206509000	Oth inorganic prods of a kindused as luminophores	122 688	1 284 654	1 001 843	8 121 254
3207100000	Prepared pigments, prep opacificersprep colors & similar prep	539 381	10 511 162	2 667 644	37 051 449
3207201000	Enamel frits	476 869	4 776 026	637 286	6 225 854
3207209000	Oth vitrifiable enamels & glazes,engobe (slips) similar prep	1 344 471	9 556 083	685 115	29 340 371
3207300000	Liquid lustres & similar preparations	41 182	474 345	312 940	3 316 142
3207400000	Glass frit & oth glass, in the formof powder granules or flakes	8 301 170	77 280 576	4 218 614	43 299 209
3208101100	Varnishes>100-c hr, based on polyesterfor dental use, dispersed in	0	4 755	0	41 029
3208101900	Oth varnishes based on polyesters<100-c hr, disper in a nonaqueo	22 855	558 434	142 517	3 103 367
3208109000	Other paints & varnishe (incl enamels & lacquers polyester dispers,	399 629	4 596 864	2 084 094	24 119 244
3208204000	Anti-fouling/anti-corrosive paints forships hull base on acrylic/viny	88 243	1 627 829	268 311	5 539 282
3208207000	Varnishes (including lacquers), of akind used in dentistry	29 886	144 750	69 616	429 611
3208209000	Other paints & varnishes (incl enamels& lacquers) based on acrylic.	520 446	6 072 398	2 569 364	29 383 248
3208901100	Varnishes (incl.lacquers),exceed >=100Cheat-resistant used in den	1 276	43 715	26 898	419 321
3208901900	Varnishes (incl.lacquers),exceed >=100Cheat-resistant used in oth	208 088	3 457 179	1 235 606	18 498 330
3208902100	Varnishes (incl.lacquers),exceed <100Cheat-resistant used in denti	0	14 839	0	29 689
3208902900	Varnishes (incl.lacquers),exceed <100Cheat-resistant used in oth tl	154 069	1 730 906	1 505 638	13 068 473
3208909000	Oth paints & varnishesdispersin a nonaqueous	686 582	6 478 987	3 590 096	37 524 793
3209101000	Varnishes(inc lacquer)>100C hr-acrylicvinyl polymer, dispers in a a	245 424	2 068 348	780 556	6 077 897
3209104000	Leather paints-based on acrylic orvinyl polymers dispers in a aque	9 162	92 023	49 663	333 205
3209105000	Anti-fouling/corrosive paints for shipshulls-acrylic/vynil polymers	9 242	314 725	13 317	995 284
3209109000	Oth paints & varnishes dispersa aqueous medium	382 416	3 212 970	1 085 271	9 132 009
3209900000	Oth paints based on others varnishesdispers in a aqueous medium	288 257	5 683 839	1 070 535	19 168 289
3210001100	Varnishes (incl lacquers) > =100C hrof a kind used for finishing leat	669	12 272	1 217	64 308
3210001900	Varnishes (incl lacquers) < 100C hrof a kind used for finishing leath	50 654	396 768	155 999	1 424 177
3210003000	Prepared water pigments of a kindused for finishing leather	27 409	331 951	101 581	1 065 630
3210005000	Polyurethane tar coatingof a kind used for finishing leather	10 299	289 588	85 393	1 973 289
3210009000	Other paints & varnishesof a kind used for finishing leather	123 839	2 162 260	419 922	6 980 036
3211000000	Prepared driers	82 342	1 328 053	286 535	4 503 213
3212100000	Stamping foils	63 159	756 155	685 793	5 732 347
3212901100	Aluminium paste	149 337	1 908 092	1 054 315	13 257 167
3212901200	Oth pigments (incl metallic powder & flakes),for leather-dispers,no	62 975	400 342	296 434	1 451 895
3212901900	Oth pigments (incl metallic powder & flakes), dispers in non-aqueo	134 826	1 328 627	912 907	8 464 249
3212902100	Dyes or oth coloring matter in formsfor ret sale-suitable for food c	0	889	0	3 054
3212902900	Oth dyes or oth coloring matter informs or pack for retail sale	45 988	483 769	386 566	3 922 979
3213100000	Colors in set, in tablet, tubes, jars,bottles, pans or in similar forms/	110 839	927 870	515 880	3 565 238
3213900000	Oth artist, students or signboard, intablet,tubes,jars,bottles, pans	19 538	280 827	58 591	725 103

I.3. IMPOR MENURUT KOMODITI / IMPORT BY HS COMMODITY
***** NOVEMBER/NOVEMBER 2011 *****

HS	Uraian Komoditi Commodity Description	Berat Bersih / Net Weight (Kg)		Nilai / Value C.I.F (US\$)	
		Bulan ini Current Month	Kumulatif Cum.Jan. to date	Bulan ini Current Month	Kumulatif Cum.Jan. to date
3214100000	Glaziers putty, grafting putty, cementscaulking compound	462 297	4 795 506	2 059 052	20 140 156
3214900000	Oth painters fillings; non-refractorysurfacing preparat for facades	415 759	7 056 867	1 301 878	19 508 198
3215111000	Printing uv curable inks-black	11 497	119 278	79 631	1 096 884
3215119000	Printing other than uv curable inks-black	137 941	1 683 120	1 914 408	29 475 220
3215190000	Printing inks, other than black	814 352	7 425 292	5 988 964	54 635 438
3215901000	Carbon mass for one time carbon paper	1 474	75 124	6 327	203 114
3215906000	Drawing ink and writing ink	37 852	366 598	379 478	3 004 068
3215909000	Oth printing ink, writing/drawing inkwith or not concentrated or s	116 529	1 091 777	1 711 313	11 086 496
3301120000	Pharmaceutical grade - of orange andoth essential oils of orange	32 839	552 880	300 082	4 364 077
3301130000	Pharmaceutical grade - of lemone andoth essential oils of lemone	11 996	122 738	524 023	3 494 958
3301190000	Other essential oils of citrus fruit	139 794	2 041 209	293 421	4 108 249
3301240000	Essential oils - of peppermint(mentha piperita)	7 594	61 690	186 984	1 222 423
3301250000	Pharmaceutical grade - of oth mintsoth essential oils of oth mints	35 551	318 971	86 330	1 465 135
3301291100	Pharmaceutical grade of lemon grass ofcitronela, cinnamon, ginge	0	103	0	4 928
3301291200	Pharmaceutical grade of sandalwood	0	1 346	0	2 270
3301291900	Oth pharmaceutical grade-essential oilsoth than those of citronelk	12 109	1 857 124	275 139	20 445 922
3301299100	Oth pharmaceutical grade of lemongrass of citronella, cinnamon, c	0	46 747	0	97 875
3301299900	Oth essential oils-oth thanpharmaceutical grade	17 865	543 642	548 590	9 501 172
3301300000	Resinoids	2 193	81 183	97 228	1 059 547
3301901000	Aqueous distillates & solutions ofessential oils suitable for medic u	930	74 353	1 870	265 501
3301909000	Oth essential oils (terpeneless or not),incl concretes& absolutes; r	55 897	600 570	736 834	8 907 256
3302101000	Odoriferous alcoholic prep for thealcohol beverages, liquid form	0	3 000 000	0	1 703 475
3302109000	Oth mixed of odoriferous of a kind usedin the food or drink indust	194 884	1 822 539	2 328 627	22 018 073
3302900000	Oth prep based on odoriferous substancesfor the manufacture of l	1 362 161	16 936 768	21 843 694	256 884 991
3303000000	Perfumes & toilet waters	106 207	1 329 521	4 264 501	68 429 138
3304100000	Lip make-up preparations	13 022	331 901	426 463	8 404 095
3304200000	Eye make-up preparations	19 396	388 410	404 228	9 417 128
3304300000	Manicure or pedicure preparation	4 607	25 784	40 931	308 043
3304910000	Powders, whether or not compressed	82 223	1 010 386	923 557	9 195 113
3304991000	Face & skin creams & lotions	644 914	4 743 585	7 099 575	51 460 152
3304992000	Anti-acne creams	112	1 108	2 330	28 958
3304999000	Oth beauty/make-up prep & prep for thecare of the skin (oth than	184 178	1 569 656	1 998 008	22 251 723
3305100000	Anti-mycosis shampoos & othershampoos	3 104 194	27 760 430	14 094 483	124 110 330
3305200000	Preparat for permanent waving orstraightening	13 290	279 790	83 239	1 347 646
3305300000	Hair lacquers	42 633	358 173	138 197	1 738 616
3305900000	Others preparations for use on the hair	417 921	4 189 488	2 060 782	22 947 511
3306101000	Prophylactic pastes & powders	83 439	1 395 262	521 954	7 961 161
3306109000	Others dentifrices	17 005	89 167	57 925	428 421
3306200000	Yarn used to clean between the teeth(denital-floss)	303	6 757	10 077	133 175
3306900000	Oth prep for oral/dental hygiene, incl.denture fix-ative pastes & pc	8 089	735 811	148 306	1 828 210
3307100000	Pre-shave, shaving or after-shavepreparations	19 083	187 847	143 846	4 097 100
3307200000	Personal deodorants & antiperspirants	33 319	841 411	277 457	7 933 860
3307300000	Perfumed bath salts & oth bathpreparations	104 235	1 093 171	278 275	2 366 684
3307410000	Oth agarbatti & oth odoriferous prep.which operate by burning	322 122	3 881 126	299 216	3 458 619
3307491000	Room perfuming preparations	25 656	538 118	216 859	6 536 990
3307499000	Oth prep for perfuming or deodor rooms,incl odoriferous preparat	127 133	546 570	467 994	2 284 447
3307901000	Animal toilet preparations	2 863	52 255	4 625	108 444
3307902000	Contact lens solution	117 871	780 109	430 567	2 732 678
3307903000	Papers & tissues, impregnated or coatedwith perfume or cosmetic	1 516	217 313	2 743	660 419
3307904000	Other perfumery or cosmeticsincluding depilatories	133	120 026	8 919	833 269
3307909000	Oth pre-shave, cosmetic or toilet prep,prep rooms deodorisers, w,	1 774	103 970	54 922	1 204 124
3401111000	Soap, organic surface-active-for toiletuse-medicated prods	19 616	238 592	32 055	347 116
3401112000	Bath soap	145 540	2 979 524	336 970	5 774 891
3401113000	Oth toilet use,of felt or nonwovens, impregnated,coat with soap o	0	332	0	9 508
3401119000	Oth soap & organic surface fortoilet use	12 692	98 970	80 663	459 417
3401191000	Oth than for toilet use-felt/nonwovensimpregnated,coat with soap	837	10 580	7 528	121 803
3401199000	Oth soap & organic surface other thanfor toilet use	19 792	24 123	17 495	42 617
3401201000	Soap in oth form for flotation deinkingor recycled paper	42	43 588	270	462 577
3401209000	Soap in oth forms, other than chips	202 484	4 255 755	402 168	7 892 760
3401300000	Organic surface-active prods & prep forwashing in the liquid, put f	46 084	478 523	379 672	5 003 531
3402111000	Organic surface-active agents, with/notfor retail sale; sulphated fa	134 202	708 686	262 430	1 959 201
3402112000	Wetting agents used in the manufactureof herbicide	128 511	1 362 933	454 414	4 185 138
3402119000	Oth anionic-organic surface-active agentwith or not put up for ret	447 356	6 495 195	1 180 589	16 754 720
3402121000	Wetting agents used in the manuf ofherbiced-cationic	108 398	479 739	388 686	1 205 889
3402129000	Oth cationic-organic surface-activeagent with/not put up for retail	717 259	9 208 297	2 149 755	26 131 423
3402130000	Organic surface-active agents,with ornot for retail sale; non-ionic	1 542 167	18 265 797	4 296 442	52 945 776
3402190000	Oth organic surface-active agents,withor not up for retail sale	1 011 580	9 798 200	2 884 666	26 502 993
3402201100	Anionic surface active prep. in liquidform-put up for retail sale	132 561	1 773 101	161 220	2 925 263
3402201200	Anionic washing prep & cleaning prep,incl bleach cleans,liquid forr	71 400	1 158 482	365 103	4 074 209
3402201300	Oth surface active preparations- inliquid form, for retail sale	72 439	741 161	137 358	1 089 464
3402201900	Oth wash prep & clean prep,incl bleachcleans & degrease prep,liqui	115 986	2 221 959	398 836	7 380 617

I.3. IMPOR MENURUT KOMODITI / IMPORT BY HS COMMODITY
***** NOVEMBER/NOVEMBER 2011 *****

HS	Uraian Komoditi Commodity Description	Berat Bersih / Net Weight (Kg)		Nilai / Value C.I.F (US\$)	
		Bulan ini Current Month	Kumulatif Cum.Jan. to date	Bulan ini Current Month	Kumulatif Cum.Jan. to date
3402209100	Anionic surface active prep. oth thanin liquid form-for retail sale	19 809	133 314	10 686	110 286
3402209200	Anionic washing prep & clean prep, incl bleach, cleans-oth than liqui	0	20 851	0	7 590
3402209300	Oth surface active preparation-oth thanin liquid-for retail sale	1	60 471	61	248 028
3402209900	Oth wash prep & clean prep, incl bleach cleans, oth than liquid, retz	56 549	1 160 082	223 236	3 923 909
3402901100	Anionic surface active preparat-liquidnot put up for retail sale	270 950	3 680 173	885 297	10 382 485
3402901200	Oth anionic wash prep & clean prep, incl bleach, liquid, not for retail	659 220	3 575 610	1 488 897	9 213 468
3402901300	Anionic washing prep. or cleaning incl. bleaching, cleansing or degre	560 576	5 314 955	1 084 373	8 786 394
3402901400	Oth organic surface active in liquidform, wetting agents	1 576	193 911	9 489	511 470
3402901500	Oth organic surface active in liquidform, not wetting agents	79 402	1 801 133	572 381	13 816 085
3402901900	Oth wash prep & clean prep, incl bleach cleans, in liquid-not for retz	144 206	2 198 254	437 976	7 210 350
3402909100	Anionic surface active preparations, oth than liquid- not for retail sa	1 835	147 350	5 730	456 128
3402909200	Anionic wash prep & clean prep, incl bleach, cleans-not liquid-not re	82 335	1 302 659	302 618	3 114 624
3402909300	Anionic surface-active prep, not liquidform not for retail sale	191 026	3 458 245	293 196	5 020 360
3402909400	Anionic surface-active prep, not liquidform, wetting agents not for	2 331	111 824	13 886	279 457
3402909500	Anionic surface-active prep, not liquidform, not wett agents not for	169 898	6 694 943	757 416	14 262 160
3402909900	Oth wash/lean prep, incl bleach cleans oth than liquid-not for retail	339 347	3 338 910	1 551 196	11 876 425
3403111100	Liquid lubricating oil prep, for treatmof textile, or oth materials, co	37 615	920 286	156 199	2 597 369
3403111900	Oth liquid preprtion for the treatment textile or oth materials, conl	1 773	298 916	27 423	836 491
3403119000	Oth prepar for the treatment of textile materials, oth than liquid, co	370 201	2 345 791	1 070 028	7 303 506
3403191100	Liquid oil for aircraft engine cont. petroils/oils obtain. bituminous r	7 754	39 205	68 807	339 642
3403191200	Other liquid prep content silicone oil, cont petrole oils, or bituminoi	1	118 789	36	550 952
3403191900	Other liquid for other purposes cont petrol oil or bituminous miner	2 262 056	33 719 292	6 131 994	82 354 297
3403199000	Oth lubricating prep cont petroleum oil	1 075 504	10 022 002	3 976 804	31 602 854
3403911100	Liquid prep cont silicone oil-for treatof textile, or oth matt, not cont	31 028	582 632	204 198	2 737 878
3403911900	Liquid prep for treatment of textile mater, not cont petroleum oil &	219 508	2 749 400	692 420	8 865 228
3403919000	Liquid preparat for treatment of textilor the materials, not cont pe	512 517	7 141 481	1 591 940	19 939 078
3403991100	Liquid oil for aircraft engine not cont petroleum oils or oils obtain k	0	16 534	0	115 074
3403991200	Other liquid prep content silicone oilcont petrol oil, or bituminous i	19 444	53 642	64 132	171 272
3403991900	Other liquid for other purpose not cont petroleum oil or bituminou	78 346	666 189	180 539	2 198 098
3403999000	Preparat for treat of textile, leather oth mater, not cont petrol oil, nc	327 255	3 685 813	1 598 798	20 504 464
3404200000	Artificial waxes & prepared waxes, of poly(oxyethylene) (polyethyle	263 856	3 233 389	687 127	8 381 491
3404900000	Oth artificial waxes & prepared waxes.	1 195 131	10 668 584	3 299 897	30 535 481
3405100000	Polishes, creams & similar preparat for wear or leather	17 440	205 258	102 885	1 268 887
3405200000	Polishes, creams & similar prep for themaintenance of wooden fur	2 185	40 940	29 164	222 272
3405300000	Polishes & similar prep for coachwork, other than metal polishes	26 438	252 718	116 955	826 823
3405401000	Abrasive lapping & honing, in the form of flour, scouring pastes & pc	121	34 574	2 246	122 622
3405409000	Oth scouring pastes & powders & otherscouring preparations	2 242	535 597	23 099	2 131 794
3405901000	Metal polishers	49 042	449 916	75 704	1 161 689
3405909000	Oth polishes & cream, for footwear, furniture, floors	128 638	1 312 798	315 066	3 253 479
3406000000	Candles, tapers & the like.	59 970	982 696	100 032	2 090 960
3407001000	Modelling pastes, incl those put up for childrens amusement	1 111	187 942	13 309	577 437
3407002000	Prep known as "dental wax", in sets, in packings, retail sale or in pla	224	10 714	21 067	194 217
3407003000	Other preparations for use in dentistry, with a basis of plaster (of c	6 237	25 694	53 399	268 194
3501100000	Casein	94 576	2 603 017	800 671	22 818 795
3501901000	Caseinates & other casein derivatives	160 893	791 104	1 803 654	8 037 030
3501902000	Casein glues	2	1 268	490	21 953
3502110000	Egg albumin - dried	0	27 270	0	213 806
3502200000	Milk albumin, incl concentrates of >= 2whey proteins	924	618 404	11 600	2 589 481
3502900000	Oth egg albumin	1	2 024	365	15 360
3503001000	Glues of animal origin	4 980	351 220	261 850	4 549 957
3503002000	Gelatin in powder form with bloating level a-250 or b-230 or more	40 622	506 787	159 258	2 140 328
3503003000	Isinglass	0	460	0	26 220
3503009000	Oth gelatin derivatives, isinglass, other glue of animal origin, excl cas	136 615	2 687 583	841 627	15 489 313
3504000000	Peptones and their derivatives, other protein substances and their	706 659	7 529 702	2 222 206	24 069 510
3505101000	Dextrins, soluble or roasted starches	5 148 585	62 847 696	3 668 428	47 520 861
3505109000	Oth dextrins & oth modified starches	6 674 390	55 837 723	6 367 342	57 576 879
3505200000	Glues based on starches/dextrins	401 341	4 754 848	904 795	11 440 546
3506100000	Prods suitable for use as glues/adhesive for ret sale as glues/adhes	309 461	4 327 567	1 361 058	18 620 840
3506910000	Adhesives based on polymers of heading 39.01 to 39.13 or on rubb	1 896 899	23 243 059	6 581 541	73 270 602
3506990000	Oth prepared glues & oth prepared adhesives, nes	1 171 091	11 965 050	4 522 228	48 647 038
3507100000	Rennet & concentrates thereof	600	7 055	36 030	291 078
3507900000	Oth enzymes; prepared enzymes nes or include	400 483	4 864 852	2 393 852	29 904 782
3601000000	Propellent powders	32 000	80 004	577 557	1 471 571
3602000000	Prepared explosive, oth than propellent powders	47 221	1 731 345	611 575	11 174 778
3603001000	Semi-fuses, elemented caps, signal tubes	166 350	834 994	3 805 937	22 106 314
3603002000	Safety fuses or detonating fuses	0	272 208	0	2 649 931
3603009000	Oth safety fuses, detonat fuses, percussion detonat caps, igniters, e	376 357	5 161 748	7 526 962	40 749 680
3604100000	Firecrackers and other fireworks	2 118 615	20 176 048	2 780 374	25 878 847
3604901000	Distress signal equipment	0	391	0	13 816
3604909000	Oth signalling flares, rain rocket, for signal & oth pyrotechnic articl	0	58 743	0	443 579
3606100000	Liquid/liquified-gas fuel in containers used for filling or refilling <= :	0	13 712	0	16 597

I.3. IMPOR MENURUT KOMODITI / IMPORT BY HS COMMODITY
***** NOVEMBER/NOVEMBER 2011 *****

HS	Uraian Komoditi Commodity Description	Berat Bersih / Net Weight (Kg)		Nilai / Value C.I.F (US\$)	
		Bulan ini Current Month	Kumulatif Cum.Jan. to date	Bulan ini Current Month	Kumulatif Cum.Jan. to date
3606901000	Solid or semi-solid fuels, solidifiedalcohol & oth similar prepared fi	0	18	0	231
3606902000	Lighter flints	44 603	108 040	1 114 366	2 216 551
3606904000	Resin torches, firelighters & the like	0	5 634	0	26 442
3606909000	Oth articles of combustible material asspecified note 2 to this chap	202	31 757	1 690	178 317
3701100000	Photographic plates & film in the flatfor x-ray	63 612	524 826	1 698 636	10 454 577
3701200000	Instant print film	300	6 006	4 275	124 724
3701300000	Oth plates & film, with any side>255 mmspecially for printing indu	271 474	3 299 846	1 795 506	20 615 713
3701910000	Oth plates &film for color photogrhap(polychrome)	0	5 574	0	19 923
3701990000	Oth plats &film photogrhap(polychrome)specially manuf for printi	108 961	982 361	102 344	1 102 184
3702100000	Film for x-ray	601	16 190	14 279	642 255
3702310000	Oth film,without perforat,of width notexceed 105 mm for photogr	0	403	0	3 286
3702324000	Instant print film in bands of width >=16 mm & length >=120m	0	26 919	0	50 957
3702329000	Oth film with silver halide emulsi,of a width < 105 mm	1 010	17 453	3 258	52 911
3702393000	Oth infra red transparent film,of a width < 105 mm	95	8 372	1 056	59 585
3702399000	Oth film without perforations of awidth < 105 mm	204	35 767	2 708	311 831
3702419000	Film for use oth than in medical,surgical,dental or veterinary scien	0	8 366	0	4 228
3702429000	Film oth than for color photogr',width> 610mm, length >200m	0	75	0	4 272
3702433000	Infra red transparent film, width >610 mm, length < 200 m	0	26 001	0	238 707
3702435000	Film, width > 610mm, length < 200mspecially prepared for medica	8 653	58 674	108 148	790 338
3702439000	Oth film of width > 610 mm & length <120 m	0	45 783	0	685 870
3702443000	Infra red transparent film, 105mm< width < 610mm	0	68 918	0	496 474
3702445000	Film, 105mm< width<610mm,specially prepared for medical servic	1 599	85 468	32 774	1 220 728
3702449000	Oth film, 105mm < width < 610 mm &length < 120m	344	39 705	2 475	245 999
3702519000	Oth film for color photo width < 6mm,length < 14 m	0	741	0	2 327
3702522000	Film for color photo width<6mm, length>14 m, for cinematograph	0	193	0	17 946
3702529000	Film for color photo width<16mm,length > 14 m	4	418	519	14 924
3702549000	Oth film for color photo16mm<width<35mm,length<30m, oth tha	4 738	28 640	33 023	721 807
3702552000	Film for color photo 16mm< width<35mm,length<30m, for cinem	4 017	65 765	86 948	2 437 668
3702565000	Film width>35mm,for color photographyspecially prepared for me	0	87	0	2 332
3702914000	Infra red transparent film oth thancolor photog width < 16mm	0	39	0	170
3702939000	Oth film oth than for color photo 16mm<width<35mm, length<30	0	1	0	5
3702942000	Infra red transparent film 16mm<width<35mm,length<30m,oth th	312	372	1 313	1 634
3702949000	Oth film 16mm< width<35mm, length<30m,oth than for color pho	0	24	0	5 404
3702956000	Film oth than for color photo width >35 mm prepared for medical	0	8	0	167
3702959000	Oth film oth than for color photography	11 269	26 420	24 212	78 736
3703100000	Photographic paper, paperboard&textil,unexposed, rolls,width of	23 723	582 408	167 844	3 155 103
3703200000	Oth photograph paper, sensitis, unex-posed for color photography	126 302	2 281 013	807 506	14 536 258
3703900000	Oth photograph paper, paperboard & textsensitised, unexposed.	127 316	686 001	161 532	1 397 519
3704001000	Plate & film for x-ray,unexposed but notdeveloped	5	631	15	106 959
3704009000	Oth photograph plates, film,paper,paper-board & textiles,expos bu	15 930	96 685	124 036	458 705
3705100000	Photograph plates & film, exposed &developed,for offset reprodu	9 668	247 595	22 732	249 232
3705901000	Photograph plates & film, exposed &developed,for x-ray	0	124	0	4 941
3705902000	Microfilms, exposed and developed	0	34	0	376
3705909000	Oth photograph plates & film,expos &developed,oth than cinemat	2 313	54 371	52 194	523 429
3706101000	Newsreels,travelogues,technical & scien-tic film exposed&develop	0	19 369	0	1 386 936
3706109000	Oth cinematograph film, expos & deve-loped of a width >= 35 mm	7 444	41 420	515 789	2 777 038
3706909000	Oth cinematgrphic film,expos & developwith or not incorporating	3	251	84	6 479
3707100000	Sensitising emulsion,for photo use (oththan varnishes, glues, adhe	15 609	102 120	27 385	413 347
3707901000	Flashlight materials, unmixd prods forphotog uses,put up in meas	261	5 751	5 616	732 469
3707909000	Oth chemical prep for photographic uses,put in measur portions, r	267 041	3 599 681	1 102 743	16 030 730
3801100000	Artificial graphit,in the form of pasteblocks,plates or oth semiman	177 430	1 859 467	516 500	4 839 184
3801200000	Colloidal/semi-colloidal graphite, inpastes,blocks,plates or oth ser	1 095	169 872	20 236	476 782
3801300000	Carbonaceous pastes for electrodes &similar paste & for furnace li	1 258 055	12 879 868	790 728	9 903 272
3801900000	Oth artificial graphit;colloidal or semigraphite,pastes, blocks or pla	65 453	627 608	346 013	4 400 989
3802100000	Activated carbon, including spentanimal black	500 356	4 984 265	941 131	9 460 707
3802901000	Activated bauxite, including spentanimal black	0	1 099	0	432
3802902000	Activated clays & activated earth, inclspent animal black	941 955	7 369 772	223 399	1 942 302
3802909000	Oth activat natural mineral prod,animalblack include spent animal	1 043 737	10 595 796	1 087 296	9 677 673
3803000000	Tall oil, whether or not refined.	3 778	300 965	12 953	884 679
3804001000	Concentrated sulphite lye	24 000	944 774	15 600	739 990
3804009000	Oth residual lyes from woodpulp with ornot concentrat,desugar or	530 511	6 880 513	962 930	12 384 613
3805100000	Gum, wood or sulphate turpentine oils	6 830	104 940	12 940	271 960
3805900000	Oth terpenic oil produc by the distillat of coniferous wood & oth ci	161 355	1 808 651	420 565	6 018 915
3806100000	Rosin & resin acids	40 086	1 625 874	173 017	4 971 317
3806200000	Salt of rosin,of resin acid, of drv orresin acid,oth than salt of rosin :	17 051	107 606	73 484	448 710
3806301000	Ester gums - in blocks	0	75	0	357
3806309000	Ester gums - in oth forms	112 379	1 359 084	366 946	5 260 806
3806901000	Run gums in blocks	0	1	0	4
3806909000	Oth derivates rosin & resin acidsthereof	445 643	5 235 174	1 148 861	15 613 610
3807000000	Wood creosote	5 240	227 539	47 150	315 481
3808501100	Intermediate preparations for themanufacture of insecticides,subl	22 888	576 028	189 700	3 641 651

I.3. IMPOR MENURUT KOMODITI / IMPORT BY HS COMMODITY
***** NOVEMBER/NOVEMBER 2011 *****

HS	Uraian Komoditi Commodity Description	Berat Bersih / Net Weight (Kg)		Nilai / Value C.I.F (US\$)	
		Bulan ini Current Month	Kumulatif Cum.Jan. to date	Bulan ini Current Month	Kumulatif Cum.Jan. to date
3808501200	Insecticides in the form of mosquito coils/mosquito coil powder, su	0	17 503	0	225 176
3808501300	Insecticides in aerosol containers subhd note 1	229	229	8 599	8 599
3808501900	Insecticides, in oth form, subhd note 1	260 100	2 129 213	1 100 033	9 130 516
3808502000	Fungicides, subhd note 1	242 305	2 761 218	1 104 940	11 742 100
3808503000	Herbicides, anti-sprouting products and plant-growth regulators, su	491 398	6 586 018	1 280 429	14 930 796
3808504000	Disinfectants, subhd note 1	17 571	220 544	102 855	1 241 722
3808509100	Wood preserv, being prep oth than surface coat, cont insect/fungi	0	9 804	0	30 107
3808509900	Oth disinfect, smlar product, put up inform/pack for retl sale, subhc	0	22 712	0	275 437
3808911000	Intermediate preparation for the mfnctof insecticides, not subhd	97 848	1 204 741	1 095 973	17 563 230
3808913000	Insecticides in aerosol containers, not subhd note 1	0	143	0	3 718
3808919000	Insecticides, in oth form, not subhd note 1	544 499	7 093 028	4 979 330	61 475 709
3808920000	Fungicides, not subhd note 1	860 343	9 632 676	5 385 099	65 373 213
3808930000	Herbicides, anti-sprouting products and plant-growth regulator, no	1 583 731	17 906 439	6 906 031	63 960 042
3808940000	Disinfectants, not subhd note 1	25 848	273 703	127 486	1 540 215
3808991000	Wood preserv, being prep oth than surface coat, cont insect/fungi r	99 638	234 776	236 980	619 180
3808999000	Oth disinfect, smlar product, put up inform/pack for retl sale, not su	120 995	1 623 927	472 203	5 212 644
3809100000	Oth finish agent, dye carriers to accelewith a basis of amylaceous s	467 904	2 004 246	334 516	2 245 350
3809910000	Oth finish agent, dye carriers to accelekind used in the textile or lik	1 980 397	17 593 355	4 170 431	37 053 351
3809920000	Oth finish agent, dye carriers to accelekind used in the paper or lik	3 211 906	28 348 032	7 157 455	68 911 162
3809930000	Oth finish agent, dye carriers to accelekind used in the leather or lil	276 397	4 291 908	804 678	13 256 374
3810100000	Pickling prep for metal surfac, soldering, brazing, welding powders	725 073	9 479 776	2 986 215	33 120 533
3810900000	Other prep of a kind used as cores or coating for weld electrodes o	310 071	5 278 322	1 677 871	19 674 537
3811110000	Anti-knock preparation, based on lead based on lead compound	1 572	24 802	8 286	86 202
3811190000	Oth anti-knock preparations	49 241	1 182 229	313 407	4 189 079
3811211000	Additive for lubricat oils, cont petrooil & oil obtain from bitumin, re	8	213 273	202	717 581
3811219000	Additive for lubricat oils, cont petrooil & oil obtain from bitumin, n	3 610 740	50 853 589	14 452 715	163 979 236
3811290000	Oth additive for lubricat oils, cont petrooil & oil obtain from otmn	29 372	3 849 977	153 762	8 784 818
3811901000	Anti knock prep., rust preventativ & corrosion inhibitors	533 774	4 440 831	2 025 903	17 258 920
3811909000	Oth anti-knock prep., for mineral oil liquid used as mineral oils	589 365	8 042 500	1 720 985	25 697 096
3812100000	Prepared rubber accelerators	1 700 201	18 417 578	4 649 162	49 305 896
3812200000	Compound plasticisers for rubber or plastics	1 090 797	12 264 113	2 561 452	28 602 233
3812301000	White carbon	334 673	1 841 021	556 684	3 277 790
3812309000	Oth anti oxidising prep & oth compound stabilisers for rubber or pl	2 299 348	21 987 799	6 434 421	66 448 694
3813000000	Prep. & charge for fire-extinguisher charged fire-extinguishing gren	358 665	3 777 077	747 997	6 350 237
3814000000	Organic composite solvents & thinners, prepared paint or varnish r	596 220	6 797 038	3 034 051	18 897 025
3815110000	Supported catalyst, with nickel/nickel compounds as the active sub	36 707	892 625	422 326	12 749 585
3815120000	Supported catalyst, with precious metal compounds as the active s	31 842	234 223	1 228 659	7 007 598
3815190000	Oth supported catalysts	145 137	7 659 673	1 488 534	55 159 818
3815900000	Oth reaction initiators, reaction accelerators catalytic prep, nes or ii	416 695	9 049 540	6 320 893	39 857 508
3816001000	Refractory cements, mortars, concretes	3 449 598	26 263 267	5 138 922	22 594 476
3816009000	Oth refractory cements, mortars, concret	1 010 753	14 407 895	818 640	11 012 971
3817000000	Mixed alkylbenzenes & mixed alkyl naphthalenes oth than head 27	6 236 592	61 728 067	11 463 315	112 471 902
3818000000	Wafers/discs with silicon content	8 544	251 683	146 972	5 948 640
3819000000	Hyd brake fluids & oth for hyd trnsmsion whether or not cont <70%	116 399	2 000 121	338 414	4 146 613
3820000000	Anti-freezing preparations & prepared and prepared de-icing fluids	123 011	1 468 731	353 092	3 656 935
3821001000	Prepared culture media for development	3 592	74 275	171 011	3 104 737
3821009000	Oth prepared culture media for development	11 267	25 295	313 650	885 191
3822001000	Plate, sheet, film, foil & strip of plastic impreghtd/coated with diag. r	18 537	132 021	2 090 023	10 645 936
3822002000	Paperboard, cellulose wadding & web fibre impreghtd/coated with c	342 522	492 728	2 090 650	1 638 258
3822003000	Sterilisation indicator strips & tapes oth thn heading 3002 or 3006	3 545	52 427	96 397	1 680 483
3822009000	Oth diagnostic/lab reagents & prepared whether or not head 30.02	156 787	1 421 545	6 891 645	47 180 115
3823110000	Stearic acids	332 028	4 224 983	474 759	6 173 479
3823120000	Oleic acids	16 364	301 032	33 647	702 770
3823130000	Tall oils fatty acids	150 284	2 104 982	210 848	3 011 948
3823191000	Acids oil from refining	14 402	122 358	43 524	425 570
3823199000	Oth industrial monocarboxylic fatty acid	410 388	8 897 687	963 636	17 331 091
3823701000	Industry fatty alcohols in the form of wax	50	89 766	988	320 504
3823709000	Oth industry fatty alcohols in the form of wax	1 461 670	13 305 156	2 720 860	35 240 882
3824100000	Prepared binders for foundry moulds or core	481 319	6 660 107	743 931	10 776 659
3824300000	Non-agglomerated metal carbides mixed together with metallic bir	66	116 329	7 486	271 036
3824400000	Prepared additives for cements, mortars or concretes	1 797 174	29 063 705	3 888 139	68 349 791
3824500000	Non-refractory mortars & concretes	88 575	646 540	149 048	948 314
3824600000	Sorbitol oth than that of subheading 2905.44	1 007 785	2 281 300	663 475	1 919 621
3824720000	Mix cont halogenated, drv methane, ethane cont bromochlorodi(tri	0	12 055	0	254 465
3824730000	Mix cont halogenated, drv methane, ethane containing HBFC	0	2 237	0	6 689
3824750000	Mix cont halogenated, drv methane, ethane containing carbon tetr	0	22	0	1 881
3824760000	Mix cont halogenated, drv methane, ethane cont 1,1,1-3-chloroeth	0	625	0	10 254
3824770000	Mix cont halogenated, drv methane, ethane cont bromomethane o	2	15	742	3 422
3824780000	Mix cont halogenated, drv methane, ethane cont PFC or HCFC but r	3 521	120 783	13 698	611 451
3824790000	Other mix cont halogenated, drv methane, ethane	459 846	8 565 272	1 974 136	19 106 776
3824810000	Mix & preparation containing oxirane (ethylene oxide)	8 928	202 384	25 828	463 954

I.3. IMPOR MENURUT KOMODITI / IMPORT BY HS COMMODITY
***** NOVEMBER/NOVEMBER 2011 *****

HS	Uraian Komoditi Commodity Description	Berat Bersih / Net Weight (Kg)		Nilai / Value C.I.F (US\$)	
		Bulan ini Current Month	Kumulatif Cum.Jan. to date	Bulan ini Current Month	Kumulatif Cum.Jan. to date
3824830000	Mixtures & preparation containingtris(2,3-dibromopropyl) phosph	100	894	920	11 191
3824901000	Ink removers, stencil correctors&oth,corrector fluids in package	62 662	702 370	262 443	3 410 570
3824902000	Mixtures of chemical, of a kind used inmanufactured of foodstuff	287 156	3 444 407	732 387	9 546 134
3824903000	Copying pastes with a basis of gelatinpresented in bulk/ready to u:	58 640	261 368	48 601	773 920
3824904000	Composite inorganic solvents	285 083	2 673 948	873 701	9 495 802
3824905000	Acetone oil	11 943	101 345	62 012	639 075
3824906000	Preparations/mixtures cont monosodiumglutamate	18 207	391 274	176 116	1 284 205
3824909000	Oth prods & preparations cont cfc-11,12,115, and halon	3 358 546	42 300 390	10 550 326	111 977 135
3825100000	Municipal waste	0	3 225	0	84 500
3825300000	Clinical waste	0	61	0	34
3825410000	Waste organic solvents halogenated	0	3	0	188
3825900000	Oth residual prods of the chemical/allied industry	117	5 197	50	26 780
3901103000	Polyethylene < 0,94 in liquids orpastes	31 618	742 660	84 569	1 657 129
3901109010	Polymers of ethylenes, in granule form	25 042 120	233 641 029	37 883 878	380 026 317
3901109090	Polymers of ethylene other form	1 653 426	27 601 883	2 682 023	47 651 939
3901200000	Polyethylene having a specific gravity0.94 or more	18 219 634	195 376 131	25 701 588	284 459 701
3901303000	Ethylene-vinyl acetate copolymersin liquid or pastes	1 393 141	11 394 293	1 552 871	12 388 931
3901309000	Ethylene-vinyl acetate copolymersin other form	2 390 237	31 557 380	6 360 541	85 972 828
3901903000	Oth polymers of ethylene in liquidor pastes	13 785	261 639	41 908	1 254 112
3901909000	Oth polymers of ethylene in other form	13 351 172	111 614 854	17 283 145	162 458 261
3902101000	Polypropylene in powder form	51 719	556 531	189 338	1 396 100
3902102000	Polypropylene in granule form	55 605 259	556 792 410	84 445 391	888 592 900
3902109000	Polypropylene in other form	1 246 466	21 820 896	2 512 431	40 892 853
3902203000	Polysobutylene liquids/pastes	43 950	775 895	79 131	2 657 237
3902209000	Polysobutylene in oth forms	228 409	1 661 376	490 759	3 957 359
3902303000	Propylene copolymers in liquidor pastes	345 688	1 860 851	2 084 723	10 491 253
3902309010	Propylene copolymers in granule form	18 382 365	209 149 161	32 179 983	355 879 779
3902309090	Propylene copolymers in other form	796 898	12 956 233	1 404 360	22 491 062
3902903000	Oth polymers of propylene in liquidor pastes	715	90 200	5 846	245 785
3902909000	Oth polymers of propylene in other form	766 580	8 199 083	2 350 931	26 895 982
3903110000	Expansible polymers of styrene	1 573 270	14 744 481	3 078 018	30 284 952
3903190000	Other polymers of styrene	4 942 149	51 457 941	8 946 743	96 921 805
3903203000	Styrene-acrylonitrile (SAN) copolymersin aquaeous dispersion	37	1 163 452	685	1 355 815
3903209000	Oth styrene-acrylonitrile (SAN)copolymers	888 417	7 455 099	1 974 509	17 919 972
3903303000	Acrylonitrile-butadiene-styrene (ABS)copolymers in aquaeons disp	116 947	647 186	271 549	2 043 949
3903309000	Acrylonitrile-butadiene-styrenecopolymers in other form	7 699 180	83 712 782	19 464 602	216 424 948
3903903000	Oth polymers of styrenein aquaeons dispersion	28 573	857 142	57 056	1 413 497
3903909000	Oth polymers of styrenein other form	234 417	4 135 757	726 006	11 396 695
3904101000	PVC homopolymers, suspension typenot mixed with oth substance	590 032	4 784 828	672 196	5 577 319
3904109000	PVC in other form	2 837 970	41 116 645	3 810 083	56 486 082
3904210000	Oth poly(vinyl chloride) non plasticised	59 475	1 598 553	111 009	2 829 603
3904220000	Oth poly(vinyl chloride) plasticised	690 076	7 326 567	993 121	10 394 561
3904300000	Vinyl chloride-vinyl acetate copolymers	279 408	2 766 821	679 209	7 141 745
3904400000	Other vinyl chloride copolymers	30 333	1 069 466	122 738	3 544 866
3904504000	Vinylidene chloride polymr in dispersion	30 200	427 400	48 920	842 180
3904509000	Vinylidene chloride polymersin other form	238 122	3 696 988	439 902	8 575 153
3904610000	Fluoro-polymerspolytetrafluoroethylene	4 274	132 466	44 469	815 910
3904693000	Fluoro-polymers polytetrafluoroethylenedispersions	0	15 006	0	103 713
3904699000	Oth fluoro-polymers in other form	8 251	117 276	79 575	1 466 539
3904903000	Oth fluoro-polymer polytetrafluoroethylidispersions	145	10 348	2 548	74 044
3904909000	Oth polymers vinyl chloride in oth forms	15 168	154 023	84 596	511 020
3905120000	Poly(vinyl acetate) in aqueousdispersions	30 240	456 375	51 152	749 840
3905190000	Other poly(vinyl acetate)	175 206	974 267	286 275	1 570 044
3905210000	Vinyl acetate copolymers in aqueousdispersions	295 414	6 025 254	338 268	6 453 776
3905290000	Other vinyl acetate copolymers	93 909	1 128 829	320 132	2 904 255
3905301000	Poly (vinyl alcohol) in aqueousdispersions	161 089	1 009 714	343 109	2 095 649
3905309000	Poly (vinyl alcohol)in other form	1 628 364	18 802 868	4 557 217	47 207 209
3905910000	Copolymers of vinyl acetate or of othervinylester	253 411	1 163 291	840 834	4 736 226
3905990000	Oth polymer of vinyl acetate/oth vinylesters;oth vinyl polymers; pi	76 385	714 335	822 521	7 198 080
3906101000	Poly(methyl methacrylate) in aquaeousdispersions	90 597	960 837	276 319	3 057 428
3906109000	Oth poly(methyl methacrylate)in other form	936 850	8 065 719	2 970 680	25 921 936
3906901100	Oth acrylic copolymers in aquaeousdispersions	605 176	5 526 761	877 547	9 590 314
3906901900	Oth acrylic copolymers in other forms	790 833	8 862 340	2 532 708	25 591 130
3906909100	Oth acrylic polymers in aquaeousdispersions	2 122 246	16 130 972	4 192 642	31 156 689
3906909900	Oth acrylic polymers in other forms	2 870 603	37 673 816	9 262 113	115 067 505
3907100000	Polyacetals	886 827	7 357 538	2 349 983	19 637 943
3907200000	Other polyethers	5 978 433	54 559 344	15 607 034	142 302 201
3907302000	Epoxide resins based powder coating	51 899	1 562 177	254 229	8 534 880
3907303000	Epoxide resins in liquids/pastes	1 099 805	11 077 553	4 578 845	49 091 527
3907309000	Epoxide resins in oth form	822 250	11 611 154	3 309 609	52 153 312
3907400000	Polycarbonates	2 840 759	34 123 839	8 621 468	105 103 536

I.3. IMPOR MENURUT KOMODITI / IMPORT BY HS COMMODITY
 *** NOVEMBER/NOVEMBER 2011 ***

HS	Uraian Komoditi Commodity Description	Berat Bersih / Net Weight (Kg)		Nilai / Value C.I.F (US\$)	
		Bulan ini Current Month	Kumulatif Cum.Jan. to date	Bulan ini Current Month	Kumulatif Cum.Jan. to date
3907500000	Alkyd resins	105 348	1 504 577	368 600	4 632 316
3907601000	Poly(ethylene terephthalate) in aqueousdispersions	75 890	2 258 827	96 069	5 607 893
3907609000	Poly(ethylene terephthalate) in oth form	9 531 419	86 233 984	16 896 626	153 638 183
3907700000	Poly(lactic acid)	2 238	187 850	15 668	645 143
3907912000	Oth polyesters unsaturated in chip form	9 043	206 121	2 342 329	31 665 589
3907919000	Oth polyesters unsaturated in oth form	414 384	5 285 483	1 665 533	16 970 247
3907994000	Oth polyester satureted based powdercoating	73 835	833 970	145 049	1 644 682
3907999000	Oth polyesters saturated in oth form	4 240 440	31 245 734	9 291 180	74 829 177
3908101000	Polyamides in primary forms, polyamide-6	3 564 887	52 341 555	13 433 436	182 762 713
3908109000	Oth polymde-6,-11,-12,-6,6,-6,9,-6,10	1 573 032	15 407 349	6 181 140	59 025 915
3908900000	Other polyamides	287 895	3 700 688	1 252 296	14 151 552
3909101000	Urea resins, thiourea resin in mouldingcompound	445 478	4 461 547	1 510 315	17 055 672
3909109000	Other urea resins	284 823	2 773 596	541 211	5 233 545
3909201000	Melamine resins in moulding compound	87 354	2 192 005	239 903	4 260 118
3909209000	Other melamine resins	215 408	2 004 938	1 031 232	9 362 839
3909301000	Oth amino-resins in moulding compound	218 089	2 759 038	412 772	5 937 596
3909309000	Oth amino-resins, oth thn mouldingcompound	566 481	7 003 864	1 525 498	20 236 265
3909401000	Phenolic resins in moulding compound	170 195	2 591 691	307 940	5 261 146
3909409000	Other phenolic resins	739 218	11 960 766	2 551 260	32 381 736
3909500000	Polyurethanes	2 077 219	22 579 537	7 936 055	83 584 387
3910002000	Silicones in dispersions or in the formof solutions	436 623	5 269 158	1 996 336	24 477 924
3910009000	Silicones in oth forms	613 840	6 613 279	2 828 439	30 621 052
3911101000	Petroleum,coumarone,indene/coumaroneinde in liquid or pastes	192 277	1 219 156	437 686	3 104 186
3911109000	Petroleum, coumarone, indene/coumaroneindene in oth form	1 673 021	18 714 886	4 392 221	47 467 023
3911900000	Oth petroleum, coumarone, indene/coumaroneindene in oth form	1 142 975	14 804 667	4 031 912	50 824 295
3912110000	Cellulose acetates non-plasticised	0	84 516	0	493 218
3912120000	Cellulose acetates plasticised	480	154 894	6 361	968 445
3912201100	Water-based semi-finished nitrocellulosecellulose nitrates non pla	80	1 933	774	16 254
3912201900	Oth cellulose nitrates non plasticised	239 853	4 129 705	868 679	15 646 285
3912202000	Cellulose nitrates plasticised	0	60 235	0	232 857
3912310000	Carboxymethylcellulose & its salts	484 583	6 918 312	1 697 050	23 005 317
3912390000	Oth cellulose ethers	414 537	4 181 151	3 048 994	30 256 266
3912902010	Regenerated cellulose	10 000	83 788	27 000	329 723
3912902090	Other regenerated cellulose	156 350	1 525 383	894 199	5 884 456
3912909000	Oth cellulose in other form	215 751	3 227 457	1 101 300	18 791 947
3913100000	Alginic acid, its salts & esters	139 524	1 115 439	623 321	6 703 718
3913900000	Oth natural polymers & its modified, inprimary form	195 194	5 456 779	1 186 481	19 825 110
3914001000	Ion-exchangers based on plymrs of headof a kind used	280 293	2 799 193	717 332	7 754 701
3914009000	Oth ion-exchangers based on plymrs ofhead of a kind used	149 179	1 895 115	551 434	7 479 937
3915100000	Waste, parings & scrap, of polymers ofethylene	1 635 406	13 742 559	332 722	4 259 996
3915200000	Waste, parings & scrap, of polymers ofstyrene	55 180	55 180	32 004	32 004
3915901000	Waste, parings & scrap, of copolymers ofvinyl acetate	1	4	1	4
3915909000	Waste, parings & scrap, of other plastic	8 910 890	71 083 931	7 926 717	57 865 787
3916101000	Monofilament of polymers of ethylenechloride	837	15 440	2 400	71 769
3916102000	Monofilament of polymers of ethylenetrods, sticks and profile shaq	4 524	67 791	41 489	719 170
3916201000	Monofilament of polymers of vinylchloride	14 983	220 685	46 272	1 050 555
3916202000	Monofilament of polymers of vinylrods, sticks and profile shapes	243 866	1 470 166	401 301	2 689 695
3916904000	Monofilament of other plasticsof hardened proteins	5 521	32 808	28 061	195 388
3916909000	Oth monofilament of other plastics	85 842	1 464 950	1 196 173	13 280 117
3917101000	Artificial guts (sausage casings) ofhardened proteins	10 375	111 067	355 304	2 216 770
3917109000	Artificial guts (sausage casings) ofcellulosic materials	104 634	1 532 030	1 153 272	15 855 840
3917210000	Tube,pipe,hose,fitting therefor ofplastic of polymers of ethylene	100 734	2 318 663	279 181	9 133 069
3917220000	Tube,pipe,hose,fitting therefor ofplastic of polymers of propylene	36 142	512 417	421 255	2 631 322
3917230000	Tube,pipe,hose,fitting therefor ofplastic of polymers of vinyl chlori	79 899	1 238 163	201 174	2 845 284
3917290000	Tube,pipe,hose,fitting therefor ofplastic of other plastics	438 693	2 774 495	1 422 736	13 886 981
3917310000	Flexible tubes, pipes and hoses havea minimum burst pressure of :	125 196	998 951	503 366	17 434 615
3917321000	Sausage & ham casings, without fittingsof plastics	21 906	193 123	112 034	1 084 784
3917329000	Oth unflexible tubes, pipes & hoses, notreinforced, without fitting:	116 635	1 828 379	1 358 914	14 478 277
3917330000	Oth, not reinforced/otherwise combinedwith oth materials/fitting	12 213	64 506	93 611	620 389
3917390000	Oth tubes, pipes and hoses	703 902	8 731 052	1 309 960	22 566 804
3917400000	Fittings of plastics	568 689	4 954 740	2 842 706	31 501 234
3918101100	Tiles of polymers of vinyl chloride	103 144	977 396	78 696	1 300 875
3918101900	Oth floor covering of polymers of vinylchloride	1 697 160	21 954 354	1 399 949	14 822 148
3918109000	Wall or ceiling coverings of polymers ofvinyl chloride	536 643	6 387 801	845 301	7 782 156
3918901100	Tiles, of polyethylene	49 390	270 018	42 392	286 762
3918901300	Oth floor coverings of polyethylene	350	1 159 736	2 046	1 240 947
3918901900	Oth floor coverings of oth plastics	371 600	2 143 526	1 477 405	5 792 867
3918909100	Wall or ceiling covering of polyethylene	436 309	3 493 657	454 351	5 673 526
3918909900	Wall or ceiling coverings of oth plastic	568 535	2 832 258	1 228 155	6 628 371
3919101000	Tape in roll,width=<20cm,of polymers of vinyl chloride	93 569	836 752	549 492	5 939 193
3919102100	Tape in roll,width=<20cm,of polyethyleneused in mnfctre of telepl	49 272	889 360	396 214	6 053 551

I.3. IMPOR MENURUT KOMODITI / IMPORT BY HS COMMODITY
***** NOVEMBER/NOVEMBER 2011 *****

HS	Uraian Komoditi Commodity Description	Berat Bersih / Net Weight (Kg)		Nilai / Value C.I.F (US\$)	
		Bulan ini Current Month	Kumulatif Cum.Jan. to date	Bulan ini Current Month	Kumulatif Cum.Jan. to date
3919102900	Tape in roll,width=<20cm,of polyethyleneused for other	290 643	4 238 068	1 868 575	23 090 207
3919109000	Oth self-adhesive plate, sheet, film, inroll, width =<20 cm, of oth pl	452 596	5 148 609	3 597 459	40 027 881
3919901000	Oth self-adhesive plates, sheets, film, foil, tape of polymers of viny	411 690	3 431 298	1 415 734	11 486 670
3919909000	Oth self-adhesive plates, sheets, film, foil, tape, strip of plastics	2 962 925	30 523 702	11 438 283	126 392 970
3920100000	Oth tape of polymer of ethylene, not formfg of telephonic/electric	2 121 377	25 625 313	5 562 520	69 971 225
3920200010	Bopp film, of polymers of propylene	1 167 104	28 957 325	2 608 792	65 290 807
3920200090	Oth tape of polymer of propyleneused as an adhesive by melting	606 133	9 234 788	2 052 030	30 675 057
3920301000	Polymers of styrene used as an adhesiveby melting	1 212	49 877	28 047	477 461
3920309000	Polymers of styrene not used asan adhesive by melting	23 772	409 799	128 223	1 857 821
3920430000	PVC tape weight >6% of plasticiser usedot than mfg of telephonic/	483 212	6 424 702	1 024 560	13 983 722
3920490000	Other of polymers of vinyl chloride	1 233 090	14 584 565	2 717 579	29 906 727
3920510000	Oth plate, sheet, film, foil, strip of acrypolymers of methyl methacr	21 427	148 353	88 608	431 460
3920590000	Oth plates, sheets, film, foil & strip othacrylic polimer of methyl met	57 708	528 069	122 093	2 077 719
3920610000	Film, of polycarbonates	464 340	5 172 058	1 610 831	19 062 618
3920621000	Film, of poly(ethylene terephthalate)used as an adhesive by meltir	1 127 144	14 028 400	3 055 663	44 990 081
3920629000	Oth plate, sheet, foil & strip of poly-(ethylene terephthalate)	126 863	1 513 945	907 084	9 376 863
3920630000	Tapes, of unsaturated polyesters,	15 097	199 244	30 627	430 134
3920690000	Tapes, of oth polyesters, used as anadhesive by melting	660 348	11 883 647	2 907 420	41 351 152
3920711000	Cellophane film	204 564	2 059 257	1 050 465	10 609 651
3920712000	Viscose tear-off ribbon, foil	13 321	58 036	66 796	355 612
3920719000	Oth plate, sheet & strip of regeneratedcellulose usedoth than adhe	704	5 716	19 398	94 963
3920730000	Cellulose acetate, plasticized, usedas an adhesive by melting	1	158	142	3 539
3920790000	Plate, sheet, foil & strip of oth cellulosederivatives	0	3 839	0	16 953
3920911000	Film of poly(vinyl butyral), thickness0.38-0.76mm width <= 2m	191 662	1 393 943	969 513	6 916 362
3920919000	Oth film of poly(vinyl butyral, plate,	39 364	703 857	300 874	3 425 840
3920921000	Plate, sheet, foil & strip of nylon 6of polyamides	13 776	97 442	63 819	776 309
3920922000	Plate, sheet, foil & strip of polyamides, used as an adhesive by melti	0	251	0	1 002
3920929000	Plate, sheet, foil & strip of othpolyamides	64 336	595 190	260 736	2 799 803
3920931000	Plate, sheet, foil & strip of melamine, of amino-resins	4 530	34 087	44 157	323 816
3920939000	Oth plate, sheet, foil & strip of aminoused oth than an adhesive by	0	18 850	0	135 805
3920941000	Phenol formaldehyde (bakelite) sheets	83 320	958 640	210 075	1 550 547
3920949000	Oth plate, sheet, foil & strip of phenolicresins	20 608	520 526	17 248	503 756
3920990010	Corrugated sheets & plates, of otherplastics	25 416	693 970	28 993	1 332 651
3920990090	Oth plate, sheet, foil & strip of otherplastics	143 017	2 375 733	397 556	8 794 998
3921111000	Plates & sheets, cellular, of polymersof styrene	180 836	1 247 101	349 851	2 674 906
3921119000	Film, foil & oth strip, cellular, ofoth than plate and sheet	70 541	474 726	508 551	5 558 926
3921120000	Tapes of PVC, in plates & sheets formused as mfg telepni/elect. wir	4 025 046	34 995 674	3 209 497	30 146 804
3921130000	Plates & sheets of polyurethanes	223 011	1 648 727	1 756 341	14 585 920
3921141000	Plates and sheets of regeneratedcellulose	3 371	57 068	1 466	178 719
3921149000	Film, foil & oth strip of regeneratedcellulose used in mfg telepnic/e	37 099	337 515	46 370	1 027 378
3921191000	Tapes in plate & sheet, of oth plastics	176 786	1 436 367	470 226	5 425 687
3921199000	Tapes in oth form, used in the oth thanmfg of telephonic/electric v	1 944 563	21 132 885	2 277 617	29 647 897
3921902000	Plates & sheets, not cellular plateand sheet	1 654 928	15 124 483	2 367 978	24 328 590
3921909000	Film, foil & oth strip, not cellularoth than plate and sheet	2 842 866	22 430 003	5 922 867	59 580 870
3922100000	Baths, shower-baths, sinks & washbasins	110 424	1 440 161	460 540	6 879 519
3922201000	Lavatory covers of plastic	43 360	457 234	201 854	2 210 723
3922202000	Lavatory seats, of plastics	41 249	240 797	220 265	916 731
3922901100	Parts of flushing cisterns, of plastics	44 438	249 580	368 893	1 988 320
3922901900	Flushing water closets (lavatory pans)and urinals	23 645	473 806	97 460	1 292 993
3922909000	Similar sanitary ware, of plastics	153 478	1 453 525	189 036	2 988 904
3923100000	Boxes used for cinematographic films, tape and disks	1 288 677	12 327 876	3 424 069	40 047 335
3923211000	Aseptic bag of polymers of ethylene withaluminium foil in forcing	22 481	434 205	588 189	5 791 561
3923219000	Oth sacks & bags, of polymers ofethylene	824 305	10 953 642	2 909 332	36 483 931
3923290000	Oth articles for the conveyance or packing of goods of oth plastics	971 053	10 753 816	3 600 595	41 759 533
3923301000	Toothpaste tubes container, of plastic	26 055	198 918	249 157	1 800 701
3923309000	Carboys, bottles, flasks & similararticle, not toothpaste tube contain	1 306 931	12 989 433	4 289 944	45 791 702
3923400000	Spool, cop, bobbin & similar support	147 316	1 583 938	845 590	10 256 095
3923500000	Stoppers, lids, caps and other closures	544 694	7 665 660	3 976 876	45 749 313
3923900000	Oth articles for the conveyance/packinggoods of plastics	840 537	7 713 533	2 798 849	31 621 695
3924100000	Tableware & kitchenware	90 026	1 586 421	332 725	6 153 867
3924901000	Bed pans, urinals (portable type) & chamber pots	17 193	168 209	70 361	703 535
3924909000	Oth household & toilet articles, ofplastics	878 200	10 594 929	3 586 067	47 217 943
3925100000	Reservoirs, tanks, vats & similar contain.capacity <= 300l	2 467	104 803	18 586	345 235
3925200000	Doors, windows & their frames & threshold for doors	232 901	2 590 461	258 997	4 034 986
3925300000	Shutters, blinds (includ venetian blinds)and similar articles and parti	101 413	948 794	341 371	2 145 688
3925900000	Oth builders ware of plastics, not elsewhere specified	301 966	2 536 758	553 364	5 608 309
3926100000	Office or school supplies of plastics	201 280	2 027 670	472 700	5 159 475
3926206000	Articles of apparel used for protectionof plastics	20 989	153 656	184 692	1 035 890
3926209000	Oth articles of plastics, including belt	719 459	6 019 354	2 747 829	32 458 812
3926300000	Fittings for furniture, coachworkor the like	130 719	1 845 537	476 604	5 560 508
3926400000	Statuettes & ornamental articles	159 949	983 517	487 621	3 443 052

I.3. IMPOR MENURUT KOMODITI / IMPORT BY HS COMMODITY
***** NOVEMBER/NOVEMBER 2011 *****

HS	Uraian Komoditi Commodity Description	Berat Bersih / Net Weight (Kg)		Nilai / Value C.I.F (US\$)	
		Bulan ini Current Month	Kumulatif Cum.Jan. to date	Bulan ini Current Month	Kumulatif Cum.Jan. to date
3926901000	Floats for fishing nets, of plastics	33 872	326 055	53 396	862 082
3926902000	Fan & handscreen, frame & handlethereof and parts	44 667	288 609	73 262	928 563
3926903200	Plastic moulds with denture prints	127	1 565	172	43 606
3926903900	Oth hygienic, medical & surgical	230 797	2 844 468	3 048 179	34 569 604
3926904100	Police shields, of plastics	0	4 013	0	465 704
3926904200	Protective mask & similar article forused in welding & similar work	35 005	267 003	238 862	6 300 267
3926904400	Life saving cushions for protection ofpersons falling from heght	42	14 584	60	63 438
3926904500	Reflected light nails, of plastics	4 939	34 838	12 769	224 174
3926904900	Oth safety & protective devices,	65 878	724 470	592 043	8 100 995
3926905300	Transmission or conveyor belts or beltin	91 602	476 097	369 864	4 326 460
3926905500	Plastic j-hooks & bunch blocks fordetonator	6 883	72 473	60 436	802 687
3926905900	Oth industrial articles, of plastics	467 350	5 982 976	6 623 462	77 620 569
3926906000	Nipple former,breastshell,nipple shield,hand expression furnel	1 471	84 343	11 309	329 357
3926907000	Corset busks & similar supports forarticles of apparel or clothing &	33 386	1 236 587	277 751	2 429 669
3926908000	Cards for jewelleryorsmall objects ofpersonal adornment	202 966	1 813 952	671 663	6 328 827
3926909000	Oth articles of plastics & othermaterial	3 940 734	30 325 677	12 351 246	121 192 347
4001101100	Natural rubber latex,cont ammonia >=0.5% catrige concentrate	918 066	7 260 272	2 443 322	20 740 729
4001101900	Natural rubber latex,cont ammonia >=0.5% processed by other me	17 273	748 976	46 756	2 475 411
4001102900	Natural rubber latex,cont ammonia <0.5% processed by other met	63 642	1 120 464	250 503	6 669 006
4001211000	Natural rubber in smoked sheets,rss grade 1	0	201	0	170
4001213000	Natural rubber in smoked sheets,rss grade 3	60 000	380 000	229 200	1 834 478
4001219000	Natural rubber in oth forms	21 529	164 137	86 253	602 014
4001221000	Tsnr, standard indonesian rubberSIR 3 cv	23 653	633 859	50 486	2 602 099
4001222000	Tsnr, oth standard indonesianrubber	0	3 301 066	0	15 831 541
4001223000	Tsnr, standard malaysian rubber	9 645	25 305	30 247	98 514
4001225000	Tsnr, thai tested rubber	0	59	0	462
4001229000	Oth tehnically specified naturalrubber (TSNR)	59 520	414 685	230 112	1 926 557
4001291000	Air-dried sheet,oth natural rubberin other form	0	15	0	1 087
4001292000	Latex crepe	50	63	576	672
4001294000	Remilled crepe, including flat barkcrepe	76 800	467 520	276 096	2 234 923
4001295000	Oth crepe	0	90 000	0	387 000
4001296000	Superior processing rubber	0	4	0	1 937
4001297000	Skim rubber	60 000	126 633	250 800	818 334
4001298000	Scrap (tree,earthorsmoked) & cuplunp	0	1 233	0	8 574
4001299000	Oth natural rubber in oth forms	0	16 761	0	87 361
4001309900	Oth balata,gutta-percha,guayule,chiclesimilar, in other form	0	34 638	0	132 048
4002110000	Styrene-butadiene rubber (SBR), inlatex form	1 251 980	12 444 898	2 384 411	25 073 305
4002190000	Carboxylated styrene-butadine rubber(SBR) in other form	9 465 518	102 394 899	30 365 403	331 910 108
4002200000	Butadiene rubber (BR)	6 538 981	67 211 896	27 751 921	267 540 991
4002310000	Isobutene-isoprene (butyl) rubber (IIR)	1 229 567	12 481 903	5 442 165	55 082 319
4002390000	Halo isobutane-isoprene rubber(CIIR of BIIR)	1 345 797	8 104 645	6 362 193	35 194 538
4002410000	Chloroprene (chlorobutadiene) rubberin latex form	189 900	1 389 767	524 610	3 584 479
4002490000	Chloroprene (chlorobutadiene) rubberin other form	387 559	5 878 148	1 991 919	28 405 954
4002510000	Acrylonitrile-butadiene rubber (NBR),in latex form	894 475	9 209 713	2 222 874	22 878 706
4002590000	Acrylonitrile-butadiene rubber (NBR),in other form	348 949	4 862 536	1 507 229	19 203 865
4002601000	Isoprene rubber (IR) in primary forms	3 704	230 411	1 433	1 111 924
4002609000	Isoprene rubber (IR) in other forms	205 385	1 630 598	886 253	7 247 892
4002700000	Ethylene-propylene-non-conjugateddiene rubber (EPDM)	930 217	8 712 986	4 009 245	34 765 000
4002801000	Mixture of natural rubber latex withsyntetic rubber latex	337 410	3 526 145	981 316	8 826 673
4002809000	Oth mixture of natural rubber latex withsyntetic rubber latex	18 319	250 161	50 361	1 376 691
4002911000	Oth synthetic rubber latex & facticederived from oils of poly graft	138 300	1 275 237	331 627	2 647 872
4002919000	Oil synthetic rubber& factice derivedfrom oils of other latex	166 626	4 804 301	332 325	8 673 265
4002991000	Oth synthetic rubber & factice derivedfrom oils in oth form	36 080	234 305	139 630	911 784
4002999000	Oth synthetic rubber latex & facticederived from oils	335 523	2 696 598	1 811 012	13 173 923
4003000000	Reclaimed rubber in primary formsoarin plates, sheets or strips	1 721 433	13 893 151	1 040 237	9 394 440
4004000000	Waste,paring & scrap of rubber (othhard rubbers)	1 312 519	8 299 083	966 999	5 352 726
4005100000	Compounded rubber with carbon blacksilica, unvulcanised	282 182	3 004 016	2 093 446	19 738 715
4005200000	Compounded rubber with solutions,oth subheading 4005.10	15 126	665 226	69 072	1 324 098
4005910000	Compounded rubber,unvulcanised,inplates, sheets, & strip	306 888	3 035 712	1 966 958	13 856 132
4005990000	Compounded rubber,unvulcanised,inoth form	545 875	4 232 238	1 078 652	13 355 877
4006100000	"camel-back" strips for retreadingrubber tyres, unvulcanised	36 427	1 082 765	41 546	1 331 468
4006900000	Oth forms & articles of unvulcanisedrubbers	64 696	529 449	677 682	7 840 736
4007000000	Vulcanised rubber thread & cord.	451 388	4 159 687	1 573 836	14 437 906
4008110000	Plates, sheets, & strip of cellularrubber	288 738	1 939 083	1 108 423	6 904 898
4008190000	Oth forms of cellular rubber	341 462	1 409 523	1 369 413	6 067 885
4008210000	Plates, sheets & strip of non-cellularrubber	260 918	2 368 140	611 994	7 318 474
4008290000	Oth forms of non-cellular rubber	69 499	1 177 322	505 331	5 305 016
4009110000	Tube,pipe & hose, not reinforced/othermaterial without fitting	206 679	3 111 094	1 439 231	18 084 976
4009120000	Tube,pipe & hose, not reinforced/othermaterial with fitting	41 258	543 036	284 146	3 299 214
4009211000	Mining slurry suction & discharge hose,without fitting	3 972	30 722	17 579	233 072
4009219000	Oth tube,pipe & hose,reinforced withoth materials without fitting:	169 612	1 533 767	1 421 095	15 176 582

I.3. IMPOR MENURUT KOMODITI / IMPORT BY HS COMMODITY
***** NOVEMBER/NOVEMBER 2011 *****

HS	Uraian Komoditi Commodity Description	Berat Bersih / Net Weight (Kg)		Nilai / Value C.I.F (US\$)	
		Bulan ini Current Month	Kumulatif Cum.Jan. to date	Bulan ini Current Month	Kumulatif Cum.Jan. to date
4009221000	Mining slurry suction & discharge hose,with fittings	1 094	2 147	14 797	52 500
4009229000	Oth tube,pipe & hose,reinforced with materials with fitting	61 197	1 149 450	628 288	9 365 759
4009311000	Mining slurry suction & discharge hose,reinforced w textile, witho	640	27 796	20 672	130 675
4009319000	Oth tube,pipe & hose,reinforced with textile, without fitting	288 392	3 484 674	3 300 437	28 805 751
4009321000	Mining slurry suction & discharge hose,reinforced w textile, with fi	20	88 445	1 075	128 509
4009329000	Oth tube,pipe & hose,reinforced with textile, with fitting	705 198	1 470 987	1 311 835	10 704 631
4009411000	Mining slurry suction & discharge hose,reinforced w oth materials	52 072	345 158	87 754	706 293
4009419000	Oth tube,pipe & hose,reinforced with material, without fitting	308 899	4 679 449	1 173 288	18 284 853
4009421000	Mining slurry suction & discharge hose,reinforced w oth materials	0	18 175	0	337 051
4009429000	Oth tube,pipe & hose,reinforced with material, with fitting	233 894	4 458 084	4 886 220	45 005 190
4010111000	Conveyor belts/belting,reinforced with metal, width > 20cm	56 715	1 084 727	260 719	5 447 413
4010119000	Conveyor belts/belting,reinforced with metal, width <= 20cm	25 092	591 242	435 912	6 192 350
4010121000	Conveyor belts/belting,reinforced with textile, width > 20cm	57 432	707 271	174 616	2 346 464
4010129000	Conveyor belts/belting,reinforced with textile, width <= 20cm	187 190	1 776 507	521 836	4 779 742
4010191000	Oth conveyor belts/belting, reinforced with oth; width > 20cm	100 678	383 398	330 012	3 118 391
4010199000	Oth conveyor belts/belting, reinforced with oth; width <= 20cm	433 412	4 469 302	1 246 614	20 956 630
4010310000	V-belts,V-ribbed,60cm<outside circum ference<=120cm	63 529	385 369	517 671	5 373 835
4010320000	V-belts,oth than V-ribbed,60cm<outside circum ference<=120cm	11 053	129 395	352 115	3 453 542
4010330000	V-belts,V-ribbed,120cm<outside circum ference<=240cm	5 812	62 498	113 224	1 119 265
4010340000	V-belts,oth than V-ribbed,120cm<outside circum ference<=240cm	147	2 829	2 693	77 639
4010350000	Endless synchronous belt,60cm<outside circum ference<=150cm	4 550	12 332	67 122	264 604
4010360000	Endless synchronous belt,150cm<outside circum ference<=198cm	0	3 512	0	27 349
4010390000	Oth transmission belts/belting	342 057	2 610 819	4 354 515	32 036 431
4011100000	New pneumatic tyres,of rubber of a kind used on motor cars	1 151 420	12 096 743	4 721 601	44 152 248
4011201000	New pneumatic tyre,of rubber used on buses/lorries, width<450mm	2 726 653	31 662 784	6 154 165	82 428 973
4011209000	New pneumatic tyre,of rubber used on buses/lorries, width>=450mm	507 974	9 109 658	711 046	20 795 866
4011300000	New pneumatic tyres,of rubber of a kind used on aircraft	58 407	617 150	530 585	5 185 430
4011400000	New pneumatic tyres,of rubber of a kind used on motorcycles	111 502	1 387 020	478 025	4 834 974
4011500000	New pneumatic tyres,of rubber of a kind used on bicycles	278 363	3 150 204	276 355	3 594 782
4011610000	New pneumatic tyres,of rubber used on agricultural/forestry vehicle	125 618	1 437 798	509 429	5 544 282
4011620000	New pneumatic tyres,of rubber, rim size<61 cm,used on const/ind.	60 885	757 202	198 203	2 925 014
4011630000	New pneumatic tyre,of rubber,rim size>=61cm, used on const/ind	127 233	799 009	653 583	3 941 072
4011690000	New pneumatic tyre,of rubber,used for oth purpose	1 314 180	11 071 785	9 316 991	77 732 086
4011920000	Oth new pneumatic tyre,of rubber,used on agricul./forestry vehicle	84 850	1 382 801	352 213	8 279 553
4011930000	Oth new pneumatic tyre,of rubber,rim size<61 cm,used on const/ir	309 664	4 072 842	273 342	3 808 118
4011941000	Oth new pneumatic tyre,of rubber,rim size>=61cm, used on earth i	31 790	320 495	400 416	2 986 617
4011949000	Oth new pneumatic tyre,of rubber,rim size>=61cm, used for oth. p	595 053	10 834 549	4 683 577	86 860 305
4011991000	Oth new pneumatic tyre,of rubber,used on vehicles of chap.87	839 033	12 254 879	7 228 380	89 619 644
4011992000	Oth new pneumatic tyre,of rubber,used on earth moving mach.	71 134	2 227 038	477 722	13 912 396
4011993000	Oth new pneumatic tyre,of rubber,used for oth, width>450mm	0	28 898	0	447 874
4011999000	Oth new pneumatic tyre,of rubber,used for oth, width<450mm	570 941	6 845 485	4 604 912	52 677 951
4012110000	Retreaded tyres,used on motor cars	0	3	0	144
4012121000	Retreaded tyres,used on buses/lorries,width<450mm	4	4	8	8
4012129000	Retreaded tyres,used on buses/lorries,width>=450mm	13	95 137	265	126 282
4012130000	Retreaded tyres,used on aircraft	17 305	250 150	89 384	1 350 547
4012191000	Retreaded tyres,used on motorcycles	0	656	0	1 930
4012192000	Retreaded tyres,used on bicycles	5 415	269 570	4 790	181 467
4012193000	Retreaded tyres,used on earth moving machinery	0	30 992	0	95 700
4012194000	Retreaded tyres,used on oth vehicles of chapter 87	0	566	0	2 030
4012199000	Retreaded tyres,used for oth purposes	7	33 408	295	109 045
4012202100	Used pneumatic tyres,used on buses/lorries, width<450mm	1 836	22 531	4 218	32 055
4012202900	Used pneumatic tyres,used on buses/lorries, width>=450mm	0	1 130	0	400
4012209900	Used pneumatic tyres,used on oth purposes, oth than of furskin	82	82	280	280
4012901100	Solid tyres, of ext dia < 100 mm for vehicles of chapter 87	1 204	23 786	6 418	130 759
4012901200	Solid tyres, 100 mm< ext dia < 100 mm for vehicles of chapter 87	123	2 120	328	14 029
4012901300	Solid tyres,external diameter >250 mm,width<450mm, used of cha	3 616	24 189	11 920	124 265
4012901400	Oth solid tyres,external diameter > 250width<450mm, used of cha	0	53 348	0	238 160
4012901500	Oth solid tyres,external diameter >250,width>450mm, used of cha	0	1 733	0	10 160
4012901600	Oth solid tyres,external diameter>250mm,of a width > 450 mm	0	268 951	0	1 059 094
4012901900	Other solid tyres	247	294 738	1 510	1 259 600
4012902100	Solid tyres,enternal diameter <100 mm,	2	23	767	1 879
4012902900	Oth cushion tyres	16 988	59 879	80 987	293 723
4012907000	Replaceable tyre treads, width<450mm	21 412	672 746	77 532	2 303 380
4012908000	Tyre flaps	24 438	262 612	75 300	748 978
4012909000	Oth retreaded/used pneumatic,solid/cushion tyres, of rubber	16 491	427 873	66 860	920 428
4013101100	Inner tubes,of rubber,used on motor car width tyres<450mm	116 618	1 380 872	368 077	2 913 551
4013101900	Inner tubes,of rubber,used on motor car width tyres>450mm	0	186 064	0	497 837
4013102100	Inner tubes,of rubber,used on bus/lorri width tyres<450mm	47 386	355 625	61 314	880 958
4013102900	Inner tubes,of rubber,used on bus/lorri width tyres>450mm	9 495	359 475	4 184	382 849
4013200000	Inner tubes,of rubber,used on bicycles	105 753	1 260 481	143 568	2 065 988
4013901100	Inner tube,of rubber,use on earth moving width tyres<450mm	721	37 615	2 542	168 001

I.3. IMPOR MENURUT KOMODITI / IMPORT BY HS COMMODITY
***** NOVEMBER/NOVEMBER 2011 *****

HS	Uraian Komoditi Commodity Description	Berat Bersih / Net Weight (Kg)		Nilai / Value C.I.F (US\$)	
		Bulan ini Current Month	Kumulatif Cum.Jan. to date	Bulan ini Current Month	Kumulatif Cum.Jan. to date
4013901900	Inner tube,of rubber,use on earth movingwidth tyres>450mm	0	52 775	0	239 466
4013902000	Inner tube,of rubber,used on motorcycleor motor scooters	219 233	2 323 033	213 997	2 422 543
4013903100	Inner tube,of rubber,used on oth vehicleof chap.87, width tyres<4	0	24 303	0	13 510
4013903900	Inner tube,of rubber,used on oth vehicleof chap.87, width tyres>4	11 292	128 959	12 647	147 574
4013909100	Oth inner tube,of rubber,suitable forfitting to tyres of width<450m	4 765	159 872	45 616	626 161
4013909900	Oth inner tube,of rubber,suitable forfitting to tyres of width>450m	62 789	659 339	167 376	858 220
4014100000	Sheath contraceptives	71 363	599 726	1 160 027	8 231 877
4014901000	Teats for feeding bottles & similar kind	9 492	140 993	152 686	1 836 055
4014904000	Stoppers for pharmaceutical use	26 730	378 007	581 574	6 860 349
4014909000	Oth hygienic/pharmaceutical articles,ofvulcanised rubber	13 988	137 106	176 893	1 792 305
4015110000	Gloves, mittens & mitts, surgical	95 828	1 010 804	699 576	7 258 407
4015190000	Gloves, mittens & mitts, for otherpurpossed	116 851	738 104	643 144	4 556 409
4015900000	Oth article of apparel, clothing accessfor all purposssed	22 550	260 517	342 626	2 549 735
4016100000	Oth articles of vulcanised rubber otherof cellular rubber	50 101	441 182	200 925	2 799 879
4016911000	Mats	103 662	961 127	385 774	3 088 919
4016919000	Floor coverings	66 292	1 263 613	135 338	2 415 449
4016921000	Eraser tips	49 332	770 014	145 456	2 548 121
4016929000	Other erasers	81 250	543 940	239 912	2 155 134
4016931000	Gaskets, coverings & oth, packing forelectrolytic capacitor	37 020	371 090	472 783	7 075 181
4016939000	Oth gaskets, washers & oth seals	620 592	7 462 523	12 223 314	132 986 898
4016940000	Boat/dock fenders,whether/not inflatable	151 227	1 479 363	733 119	5 547 674
4016950000	Oth articles of vulcanised rubber,	55 051	517 823	319 963	3 123 709
4016991100	Oth article of vulcanised rubber,for vhf of heading 87.02-87.05&8	274 621	3 000 264	3 705 526	43 091 662
4016991200	Oth article of vulcanised rubber,forvehicles 87.09,87.13,87.15&87	7 177	85 613	117 109	1 495 668
4016991700	Oth article of vulcanised rubber,forfor bicycles of heading 87.12	49	6 448	12 999	75 791
4016991900	Oth parts & access for vehicles of rubber	62 996	1 192 707	572 773	12 010 993
4016992000	Parts & access of rotochutes ofheading 88.04	1 393	3 091	110 469	137 568
4016993000	Rubber bands	470 282	6 606 870	732 961	13 700 706
4016995100	Rubber rollers	78 142	1 260 355	506 330	5 590 472
4016995900	Oth article of a kind used in machinery/mechanical/electrical appli	58 703	489 017	1 381 813	11 036 877
4016996000	Rail pad, of rubber	23 053	55 784	68 790	355 314
4016997000	Structural bearings including bridgebridge bearings, oth than rail p	9 407	300 885	52 313	2 646 208
4016998000	Rubber grommets & rubber cover forautomotive wiring harness	94 060	1 127 867	1 856 734	21 034 864
4016999000	Oth articles of vulcanised rubber foroth purposssed	294 561	3 300 759	2 429 523	23 373 896
4017000000	Hard rubber in all form,include waste &scrap, articles of hard rubb	23 963	448 887	488 500	7 988 799
4101200000	Whole hide & skin,weight/skin<8kg(simplydried), 10kg(dry-salt), 1	1 076 493	8 792 512	514 067	4 174 825
4101500000	Whole hide & skin,of a weight >16 kg	43 775	603 476	33 600	722 766
4101900000	Oth raw hides & skin of bovine/equineanimals	0	426 790	0	169 400
4102100000	Raw skins of sheep/lambs with wool on	14 018	339 918	17 920	511 240
4102210000	Raw skins of sheep/lambs without wool on, pickled	10 000	74 580	116 600	723 398
4102290000	Oth raw skins of sheep/lambs withoutwool on, not pickled	45 450	343 944	17 726	160 725
4103200000	Raw hide & skin of reptiles	812	2 468	11 002	51 366
4103900000	Raw hide & skin of oth animal	123	971 274	1 664	582 405
4104110010	Bovine leather,vegetable pre-tannedfull grains, wet state	85 149	1 029 450	367 155	3 742 106
4104110090	Oth tanned/crust hide & skin of bovine,wet state, full grains	652 880	7 365 105	1 038 394	11 171 794
4104190000	Oth tanned/crust hide & skin of bovine,wet state, not full grains	480 119	5 631 360	1 545 632	19 803 818
4104410000	Crust vegetable (semi-tanned) hide &skins, full grains	239 693	4 171 590	3 924 970	68 111 218
4104490000	Oth crust vegetable (semi-tanned) hide& skin, full grains	560 163	8 538 230	6 634 058	69 180 655
4105100000	Tanned/crust skins of sheep/lamb,without wool on, in the wet sta	98 425	1 516 141	1 055 384	12 241 985
4105300000	Tanned/crust skins of sheep/lamb,without wool on, in dry state	1 679	67 698	168 303	3 311 109
4106210000	Tanned/crust hide & skin of goat/kid,in the wet state	18 830	235 529	194 357	1 447 560
4106220000	Tanned/crust hide & skin of goat/kid,in the dry state	2 118	8 047	62 358	276 813
4106320000	Tanned/crust hide & skin of swinein the dry state	319	11 940	10 252	281 546
4106409000	Oth tanned/crust hide&skin of reptiles	0	2 251	0	29 219
4106920000	Oth tanned/crust hide & skin of oth,animals in the dry state	1 750	12 947	159 575	1 154 103
4107110000	Whole hides&skins,full grains,unsplitsof bovine/equine animals	101 612	1 246 396	2 138 028	26 243 766
4107120000	Whole hides & skins,grains splits,ofbovine/equine animals	38 657	374 669	729 343	5 857 668
4107190000	Oth whole hides & skins,of bovine/equine animals, in oth form	287 424	3 325 705	4 557 523	53 734 614
4107910000	Oth whole hide & skin,including side,ofbovine/equine animals, full	1 180	124 312	19 034	1 508 581
4107920000	Oth whole hide & skin,including side,ofbovine/equine animals, gra	156 852	1 173 405	4 485 316	31 028 881
4107990000	Oth whole hide & skin,including side,ofbovine/equine animals, in c	719 937	4 559 286	8 029 840	56 194 541
4112000000	Leather further prepared after tanning,oth than leather of heading	46 391	493 945	991 411	9 423 821
4113100000	Leather further prepared after tanning,of goats or kids	40 566	302 040	1 865 669	12 797 135
4113200000	Leather further prepared after tanning,of swine	40 389	374 015	697 315	6 790 428
4113300000	Leather further prepared after tanning,of reptiles	0	140	0	6 046
4113900000	Leather further prepared after tanning,of oth animals	12 929	138 650	377 230	3 755 086
4114100000	Chamois (including combinationchamoss leather	16 473	340 067	195 013	1 916 051
4114200000	Patent leather & patent laminatedleather, metalised leather	61 979	1 093 638	975 001	13 955 673
4115100000	Composition leather with basis ofleather in slabs, sheets/strip	20 789	225 416	871 093	6 178 346
4115200000	Paring&oth waste/of composition leather,not suitable for manuf. i	26	114	910	1 488
4201000000	Saddlery & harness for any animalof any materials	0	960	0	80 674

I.3. IMPOR MENURUT KOMODITI / IMPORT BY HS COMMODITY
***** NOVEMBER/NOVEMBER 2011 *****

HS	Uraian Komoditi Commodity Description	Berat Bersih / Net Weight (Kg)		Nilai / Value C.I.F (US\$)	
		Bulan ini Current Month	Kumulatif Cum.Jan. to date	Bulan ini Current Month	Kumulatif Cum.Jan. to date
4202111000	School satchel,with outer surface ofleather, compositions/patent l	12 737	226 632	72 095	1 060 900
4202119000	Trunk,suit, vanity,executive,brief-caseswith outer surface of leathe	90 666	1 012 234	493 089	5 317 678
4202121000	School satchel,with outer surface ofplastics/textile materials	4 000	216 390	15 722	605 174
4202129000	Trunk,suit, vanity,executive,brief-casesw out surface of plastics/te	805 771	7 775 179	3 304 894	29 830 875
4202191000	School satchel,trunk,suit, vanity,brief,of wood, iron, steel or zinc	17 720	20 187	21 484	59 428
4202199000	School satchel,trunk,suit, vanity,brief,ot oth materials	231 887	2 289 586	764 764	9 183 090
4202210000	Hand bag with outer surface of leatheror of patent leather	13 216	105 911	781 718	7 658 173
4202220000	Hand bag with outer surface of plasticsheeting or of textile materi	608 125	4 497 591	3 363 722	24 353 790
4202290000	Hand bag with other outer surface	802 665	7 026 748	2 258 223	25 862 820
4202310000	Artcl in pocket/hand bag with outersurface of leather or of patent	18 642	210 928	228 932	2 233 743
4202320000	Artcl in pocket/hand bag with outersurface of plastics or of textile	129 353	1 004 213	499 724	5 173 865
4202390000	Article of kind normally carried pocketor in handbag with outer srf	96 024	1 140 003	297 486	4 116 932
4202911000	Sport bags,with outer surface of leathercomposition leather/of pa	13	7 963	869	39 792
4202919000	Oth artcls with outer surface of leatheror of patent leather	90 006	1 665 087	319 049	6 805 616
4202921000	Bowling bags with outer surface ofplastic or of textile materials	5 104	24 260	23 272	104 534
4202929000	Other articles with outer surface ofplastic or of textile materials	76 764	944 067	758 712	7 291 471
4202991000	Bags, with outer surface of copper	15 297	82 174	105 606	442 091
4202999000	Oth than trunk, suit-cases,handbags,& similar containers	87 830	898 306	552 450	3 766 909
4203100000	Articles of apparelof leather or of composition leather.	1 507	21 346	79 210	1 129 449
4203210000	Gloves,mittens & mitts speciallydesigned for use in sports of leath	901	10 358	33 269	389 257
4203291000	Protective work gloves of leather orof composition leather	8 002	222 968	69 039	1 223 943
4203299000	Oth gloves, mittens & mitts of leatheror of composition leather	2 816	174 544	17 026	604 461
4203300000	Belts & bandoliers of leatheror of composition leather	89 335	980 066	1 765 011	8 386 019
4203400000	Oth clothing access of leatheror of composition leather	18 179	269 246	258 736	3 315 868
4205001000	Oth articles of leather or ofcomposition leather, boot laces ; mats	20 073	140 859	243 469	2 054 919
4205002000	Oth articles of leather, industrial safety belt & harnesses	31 390	165 930	322 908	953 262
4205003000	Leather strings or cords for jewelry orfor personal adornment	2 658	31 019	11 939	199 175
4205004000	Oth articles of leather/of compositionleather of a kind used in mac	1 365	89 326	4 852	344 745
4205009000	Oth articles of leather oth thanboot laces,safety belt & leather stri	1 333	45 807	71 247	719 647
4206000000	Articles of gut of goldbeaters skinof bladders or of tendons	29	430	32 476	141 299
4301100000	Raw furskins of mink, whole, with orwithout head, tail or paws	0	135	0	4 275
4301800000	Oth furskins, whole, with orwithout head, tail or paws	0	2 293	0	468 547
4302190000	Tanned or dressed furskins, oth thanof mink & of lamb	846	35 828	38 262	1 337 626
4302200000	Tanned or dressed furskins,head,tails,paws,oth pieces/cutting not	0	1 211	0	59 337
4302300000	Tanned or dressed furskins, whole skins& pieces or cuttings therec	0	83	0	841
4303100000	Articles of apparel, clothing accessof furskin	1 469	67 590	21 251	1 011 591
4303902000	Article for industrial purposes,oth than of furskin	21	28 082	333	9 290
4303909000	Oth than sport bag & article for industpurposes, oth than of furski	1	1 489	3	138 473
4304001000	Artificial fur	19	12 465	388	396 685
4304002000	Article for indust purposesof artificial fur	360	6 871	18 000	181 952
4304009100	Sport bags of artificial fur	0	3 354	0	25 669
4304009900	Artificial fur&articles thereof otharticle find purposes&sport bags	1	3 740	22	26 234
4401100000	Fuel wood,in logs,in billets,in twigsfaggots or in similar forms	1 962 637	18 928 055	615 159	5 483 921
4401210000	Coniferous, wood in chips or particles	3 469 000	10 729 005	402 587	1 205 263
4401220000	Non-coniferous	0	29 415	0	18 237
4401300000	Sawdust & wood waste & scrap,whetheror not agglomerat in logs,	15 995	1 893 946	10 647	1 248 474
4402100000	Wood charcoal(including shell or nutcharcoal), of bamboo	0	24	0	507
4402900000	Wood charcoal(including shell or nutcharcoal), of oth than bambo	0	33 179	0	115 458
4403101000	Baulks, wood in the rough,treated withpaint,stains,creosote/oth p	30	306 215	1 145	878 716
4403109000	Oth baulk,sawlog,pit-props,poles,pilestreated with paint	319 037	8 137 818	147 674	3 403 608
4403209010	Coniferous,oil damar, pulpwood	2 506	12 507	18 486	222 471
4403209090	Oth wood in the rough	239 154	5 196 790	121 804	1 044 452
4403419090	Oth pulp,baulk,of dark red merantilight red meranti & meranti bak	281 040	4 115 015	21 528	329 895
4403491000	Oth baulks of dark red meranti lightred meranti & meranti bakau	0	42 300	0	29 900
4403499090	Oth pulp,baulk,sawlog,pit props,poles of tropical wood	0	7 200	0	3 869
4403911000	Baulks, sawlogs and veneer logs of oak	144 440	5 560 960	48 800	2 541 825
4403919090	Oth pulp,baulk,sawlog,pit props,polesof oak	574 046	7 060 958	234 245	3 755 189
4403929090	Oth pulp,baulk,sawlog,pit props,pole ofbeech,oth thn pulpwood	22 002	3 870 349	22 172	516 369
4403991000	Baulks, oth meranti,beech,oak,tropical wood,ramin,keruing,kapur	193 448	296 284	126 846	360 808
4403999090	Oth pulp,baulk,sawlog,pit props,poles ofmeranti,tropic wood,rami	264 608	3 211 312	138 836	1 525 262
4404200000	Hoopwood, split poles;piles, picket& the like of non coniferous	16 127	120 973	5 119	35 505
4405000000	Wood wool, wood flour.	437 492	5 939 225	205 684	3 120 287
4406900000	Railway or tramway sleepers(cross-ties)of wood impregnated	0	46 021	0	59 520
4407100010	Coniferous,planed of a thickness > 6mm	281 453	5 117 926	204 831	3 567 175
4407100020	Coniferous,sanded or end jointedthickness>6mm	27 603	225 035	38 124	421 169
4407100090	Coniferous,oth sanded or end jointed& planed, thickness>6mm	7 313 055	68 165 283	4 652 503	39 629 905
4407210090	Mahogany,oth planed, sandedend jointed,thickness>6mm	0	48 155	0	77 986
4407251090	Dark meranti/light red meranti, othplaned,sanded thickness>6mm	133 010	444 918	72 552	432 814
4407252090	Meranti bakau oth sanded endjointed&planed, thickness>6mm	0	474 474	0	215 326
4407270090	Sapelli other planed, sanded orend jointed,thickness>6mm	23 379	45 594	23 022	72 691
4407280090	Iroko other planed, sanded orend jointed,thickness>6mm	43 295	583 000	46 585	674 759

I.3. IMPOR MENURUT KOMODITI / IMPORT BY HS COMMODITY
***** NOVEMBER/NOVEMBER 2011 *****

HS	Uraian Komoditi Commodity Description	Berat Bersih / Net Weight (Kg)		Nilai / Value C.I.F (US\$)	
		Bulan ini Current Month	Kumulatif Cum.Jan. to date	Bulan ini Current Month	Kumulatif Cum.Jan. to date
4407291110	Wood, planed of jelutongthickness>6mm	0	191	0	797
4407291120	Wood, sanded or end jointed ofjelutong,thickness>6mm	0	831	0	98
4407291900	Jelutong oth planed & sanded orend jointed,thickness>6mm	0	24 057	0	16 661
4407292900	Kapur(drybalanos)oth planed & sandedor end jointed, thicknes>6r	24 996	24 996	5 122	5 122
4407293900	Kempas oth planed&sanded orend jointed, thickness>6mm	0	20 452	0	44 172
4407294900	Keruing wood,oth planed,&sanded orend jointed,thickness>6mm	37 000	252 696	59 209	310 405
4407296900	Teak wood,oth planed&sanded orend jointed, thickness>6mm	327 395	935 282	354 422	1 098 578
4407297010	Balau wood, planedthickness>6mm	0	15 573	0	48 485
4407297090	Balau wood,oth planed&sanded orend jointed, thickness>6mm	0	30 057	0	63 958
4407299200	Jongkong&merbau,oth planed sanded orend jointed, thickness>6r	1 044 802	2 059 594	120 554	271 505
4407299900	Oth tropical wood, oth sanded or endjointed&planed,thickness>6r	322 662	3 236 810	372 264	3 446 356
4407910010	Oth of oak wood, planedthickness>6mm	89 773	1 534 662	58 134	1 002 635
4407910090	Oth of oak wood,oth planed&sandedor end jointed, thickness>6m	2 628 893	23 152 397	1 618 018	18 075 914
4407920010	Oth of beech wood,planedthickness>6mm	95 000	420 819	55 879	182 964
4407920090	Oth of beech wood,oth planed&sandedor end jointed, thickness>6	405 613	3 899 446	255 035	1 998 216
4407930010	Oth of maple wood,planedthickness>6mm	19 341	262 106	23 838	390 468
4407930020	Oth of maple wood, sanded or endjointed, thickness>6mm	0	19 809	0	18 803
4407930090	Oth of maple wood,oth planed&sandedor end jointed, thickness>6	76 842	5 939 154	236 529	4 854 722
4407940090	Oth of cherry wood,oth planed&sandedor end jointed, thickness>6	24 907	191 646	11 428	129 752
4407950090	Oth of ash wood,oth planed&sandedor end jointed, thickness>6m	101 536	949 360	269 282	2 436 204
4407990010	Oth wood sawn or chipped lengthwise,sliced or peeled, planed thi	147 217	951 731	86 207	655 790
4407990020	Oth wood sawn or chipped lengthwise,sanded or end jointed thikr	39 700	55 950	49 462	76 919
4407990090	Oth wood sawn or chipped lengthwise,planed or sanded thickness>	2 069 054	28 066 499	1 967 894	22 155 538
4408101000	Cedar wood slats prepared for pencilmanufact;radiata pinewood f	61 110	1 284 400	39 257	759 632
4408103000	Face veneer sheets, coniferous	80 166	750 327	134 955	1 087 034
4408109000	Coniferous,oth cedar wood slats,faceveneer sheets	205 649	3 713 332	574 193	4 974 121
4408310000	Dark red meranti, light red meranti andmeranti bakau of the tropic	0	48 000	0	46 875
4408391000	Jelutong wood slats prepared forpencil manufact	0	12	0	125
4408399000	Oth jelutong wood and oth woodprepared for pencil manufact	421 170	2 902 867	1 317 344	8 080 116
4408900000	Oth sheets for veneering and of tropical wood of thickness < 6	787 431	7 664 547	1 530 746	14 589 193
4409100000	Coniferous wood cotin shaped	186 810	1 632 546	68 502	846 022
4409210000	Non coniferos wood cotin shapedof bamboo	27 449	179 814	16 947	175 819
4409290000	Oth non coniferous oth teak stripsfriezes for parquet flooring	92 076	769 605	218 205	1 633 051
4410110000	Particle board & similar board of wood	26 316 200	215 333 146	7 914 472	60 211 438
4410120000	Oriented strand & waferboard of wood	160	72 562	177	25 043
4410190000	Oth particle board,oriented strand board(osb) of wood	1 698 666	15 604 961	580 941	6 890 575
4410900000	Particle board & similar board ofother ligneous materias	285 591	1 857 532	130 954	1 154 127
4411120000	Medium density fibreboard (mdf)of a thickness < 5mm	3 300 131	38 505 236	1 614 393	17 116 823
4411130000	Medium density fibreboard (mdf)of a thickness > 5mm and < 9 mn	1 377 798	13 990 940	734 551	7 639 570
4411140000	Medium density fibreboard (mdf)of a thickness > 9 mm	4 755 823	48 858 770	2 238 335	21 632 554
4411920000	Oth fibreboard of a density >0.8g/cm3	529 618	4 345 231	430 124	3 468 232
4411930000	Oth fibreboard of 0,5g/cm<density<0,8g/cm3	992 447	28 763 062	447 291	10 681 732
4411940000	Oth fibreboard of a density <0.5g/cm3	25 200	3 070 835	10 885	1 405 834
4412100000	Plywood,veneered panel&similar laminated of bamboo	16 691	176 279	15 196	181 304
4412310000	Oth plywood,each thick.<6mm with atleast one outer ply of tropic	217 543	2 497 777	204 891	2 034 889
4412320000	Oth plywood,each thick.<6mm with atleast one outer ply of non cr	1 582 960	9 674 263	859 730	6 358 255
4412390000	Oth plywood consisting solely of sheetsof wood of each thick < 6 r	9 823 996	72 247 681	5 142 539	40 130 948
4412940000	Oth plywood of blockboard,laminboardand battenboard	2 683	144 796	5 229	395 564
4412990000	Veneered panels&similar w/at least oneother wood	1 006 055	13 558 126	724 406	10 001 037
4413000000	Densified wood, in blocks,plates,stripsof profile shapes.	235 532	2 142 106	168 468	2 186 548
4414000000	Wooden frames for paintings, photo-graphs mirrors or similar obje	43 009	190 608	112 006	481 768
4415100000	Cases, boxes, crates, drums & similarpackings; cable-drums	7 657	232 308	17 010	427 307
4415200000	Pallets,box pallets& other load boards;pallet collars	140 069	1 446 252	117 726	1 532 276
4416001000	Staves of wood	664	31 253	12 290	84 987
4416009000	Casks,barrels,vats,tubs&other coopersproducts & parts thereof, of	586	37 707	6 576	119 793
4417000000	Tools,tool bodies,tool handles,broom orbrush bodies & handles, o	212 253	1 187 091	256 549	2 151 674
4418100000	Windows,french-windows&their framesof wood	0	189	0	3 362
4418200000	Doors & their frames & thresholdsof wood	30 781	1 134 771	48 459	1 199 074
4418400000	Shuttering for concrete construal workof wood	0	27 807	0	38 241
4418500000	Shingles & shakes of wood	0	5 347	0	30 682
4418600000	Posts and beams of wood	0	102 260	0	119 489
4418710000	Assembled flooring panels for mosaicfloors of wood	0	37 190	0	63 411
4418720000	Assembled flooring panel for multilayerof wood	0	51 494	0	242 900
4418790000	Oth assembled flooring panels of wood	28 951	557 126	28 409	613 652
4418901000	Cellular wood panelscellular wood panels	0	65 682	0	46 003
4418909000	Other builders joinery & carpentryof wood	162 937	2 113 166	153 747	1 799 057
4419000000	Tableware and kitchenware, of wood.	25 494	422 294	27 804	551 267
4420100000	Statuettes & oth ornaments, of wood	9 487	101 781	24 775	302 204
4420901000	Wooden articles of furniture not fallingin chapter 94	4 162	36 609	76 073	190 118
4420909000	Oth wood marquetry and inlaid,casketand similar articles of wood	24 012	280 285	69 677	804 763
4421100000	Clothes hangers of wood	69 117	589 923	244 277	2 577 141

I.3. IMPOR MENURUT KOMODITI / IMPORT BY HS COMMODITY
***** NOVEMBER/NOVEMBER 2011 *****

HS	Uraian Komoditi Commodity Description	Berat Bersih / Net Weight (Kg)		Nilai / Value C.I.F (US\$)	
		Bulan ini Current Month	Kumulatif Cum.Jan. to date	Bulan ini Current Month	Kumulatif Cum.Jan. to date
4421901000	Spools, cops & bobbins, sewing threadreels and the like of wood	2 410	21 493	16 007	163 911
4421902000	Match splints	43	435	2 046	7 722
4421903000	Wooden pegs or pins for footwear	12 630	62 376	46 178	146 458
4421904000	Candy-sticks, ice-cream sticks & icecream spoons	129 202	1 298 539	163 908	1 943 843
4421907000	Fans & handscreens, frames & handlesof wood	7 709	55 331	24 725	179 394
4421908000	Toothpicks of wood	108 901	742 159	87 196	557 758
4421909100	Horse and bullock gear of wood	0	180	0	508
4421909200	Prayer beads of wood	852	41 018	18 889	479 956
4421909900	Other wooden articles	246 053	2 004 488	693 921	4 041 165
4501100000	Natural cork, raw or simply prepared	989	7 514	20 631	81 896
4501900000	Waste cork; crushed, granulated orground cork.	6 662	66 094	8 611	160 956
4502000000	Natural cork,debarked or roughly squaredor in rectangular (includ	458	37 711	3 160	102 527
4503100000	Corks and stoppers	2 736	20 853	52 621	389 897
4503900000	Other articles of natural cork.	12 110	208 028	32 805	528 560
4504100000	Blocks, plates, sheets & strip; tiles ofany shape; of agglomerated c	5 818	107 581	37 569	685 781
4504900000	Other articles of agglomerated cork	40 412	381 167	173 356	1 609 569
4601210000	Mats, matting and screens of vegetablematerials of bamboo	21 222	136 841	36 088	200 941
4601220000	Mats, matting and screens of vegetablematerials of rattan	182	1 326	5 060	37 597
4601290000	Oth mats,matting & screens of vegetablevegetable of material	8 038	18 617	25 123	56 809
4601921000	Plaits and similar products of plaitingmaterial of bamboo	0	42 057	0	59 770
4601929000	Other products of bamboo	6 778	49 883	8 125	74 704
4601931000	Plaits and similar products of plaitingmaterial of rattan	0	573	0	1 232
4601939000	Other products of rattan	0	35	0	334
4601941000	Plaits and similar products of plaitingmaterial of vegetable materi	0	34	0	173
4601949000	Other products of vegetable material	0	707	0	4 185
4601991000	Mats and matting of other material	0	873 510	0	2 720 120
4601992000	Plaits & similar products of plaitingof other material	0	15 362	0	29 731
4601999000	Screens of other material	759	32 583	3 961	278 980
4602110000	Basketwork, wickerwork & other articles,of vegetable material of l	973	168 329	3 163	185 084
4602120000	Basketwork, wickerwork & other articles,of vegetable material of l	2 322	5 105	61 779	169 606
4602190000	Basketwork, wickerwork & other articles,other vegetable material	0	9 388	0	77 813
4602900000	Basketwork, wickerwork & other articles,of other materials	746	42 667	8 864	211 593
4701000000	Mechanical wood pulp.	19 670 092	208 438 664	11 860 681	117 665 696
4702000000	Chemical wood pulp, dissolving grades.	27 737 145	413 720 644	31 775 968	487 933 412
4703110000	Chemical wood pulp, soda, oth than dissolving grades,unbleached,	4 149 069	31 305 901	2 887 595	22 832 205
4703210000	Chemical wood pulp, soda, oth than dissolving grades,bleached,co	29 032 190	418 642 626	24 226 402	359 466 558
4703290000	Chemical wood pulp, soda, oth than dissolving grades,bleached,nc	4 282 569	65 518 640	3 005 514	48 382 004
4704110000	Chemical wood pulp,sulphite,oth than dissolving grades,unbleache	1 031	644 119	3 912	425 351
4704190000	Chemical wood pulp,sulphite,oth than dissolving grades,unbleache	0	5 225	0	24 080
4704210000	Chemical wood pulp,sulphite,oth than dissolving grades,bleached,	1 138 552	6 880 813	980 990	6 104 265
4704290000	Chemical wood pulp,sulphite,oth than dissolving grades,bleached,	0	263 224	0	433 089
4705000000	Wood pulp obtained by a combination ofmechanical & chemical p	5 960 865	59 100 367	3 525 038	33 457 744
4706100000	Cotton linters pulp	208 483	2 909 447	1 093 874	13 094 010
4706200000	Pulps of fibres derived from recovered(waste & scrap) paper or pa	12 740	133 571	21 241	236 824
4706300000	Pulps of fibres derived from recoveredof oth than bamboo	0	496 164	0	550 865
4706910000	Mechanical pulps of fibres derived fromrecovered paper or paper	444 539	5 047 736	349 049	4 186 422
4706920000	Chemical pulps of fibres derived fromrecovered paper or paperbo:	748 275	4 039 321	944 711	5 262 340
4707100010	Unbleached kraft paper or paperboardfor paper making purposes	111 228 850	1 405 466 455	28 396 281	362 109 463
4707100090	Unbleached kraft paper or paperboardfor oth purposes	0	4 198	0	55 475
4707200010	Oth paper,bleached chemical pulp,notcolored, for paper making p	6 465 048	63 480 045	1 630 109	23 368 760
4707200090	Oth paper,bleached chemical pulp,notcolored, for oth purposes	23	9 133	930	31 849
4707300010	Paper made mainly of mechanical pulpfor paper making purposes	65 138 427	557 032 130	18 671 714	154 053 964
4707300090	Paper made mainly of mechanical pulpfor oth purposes	35	516	6 197	24 863
4707900010	Other paper, unsorted waste & scrap,for paper making purposes	13 268 944	138 333 907	3 234 062	32 319 290
4707900090	Other paper, unsorted waste & scrap,for oth purposes	0	309	0	3 652
4801001000	Newsprint, in rolls or sheets.weighing not more than 55 g/m2	80 262	4 903 528	33 710	3 013 213
4801009000	Newsprint, in rolls or sheets.weighing more than 55 g/m2	164 582	2 873 078	155 111	2 520 385
4802100000	Hand-made paper and paperboard	3 964	45 708	46 467	626 097
4802200000	Paper and paperboard of a kind used asfor photo sensitive,heat-sc	42 495	433 632	119 074	1 345 798
4802400000	Wallpaper base	740	213 133	2 525	412 764
4802541000	Paper,no fibres used in manufac gypsboard computercards,weight	168	252 291	1 980	292 737
4802549010	Aluminium base paperweighing<20gm2 in rolls >15cm	189 104	2 197 737	319 188	3 108 134
4802549090	Oth carbonising base paperweighing<20gm2 in rolls >15cm	32 507	5 918 758	68 874	3 536 581
4802552100	Fancy paper and paperboard,in rolls of width of =< 15 cm	8 427	52 052	23 789	202 498
4802552900	Fancy paper and paperboard,other than in roll of with of >15cm	185 579	24 197 085	227 112	21 910 658
4802559000	Paper,no fibres, for other purpose40< weight <150 g/m,roll	501 559	11 679 892	670 686	14 362 155
4802562100	Fancy paper and paperboard,in rectangular =<36cm oth side =15c	501	6 389	900	39 102
4802562900	Oth fancy paper & paperboard	134	297 175	4 135	383 793
4802569000	Paper,no fibres, for other purpose40< weight <150 g/m,sheet	3 696	892 107	8 021	940 717
4802570000	Other paper & paperboard, weight>40g/m2and =< 150g/m2	610 193	4 177 086	671 347	4 923 338
4802582100	Fancy paper and paperboard,in roll width=<15cm/in rectang sheet	0	446	0	3 389

I.3. IMPOR MENURUT KOMODITI / IMPORT BY HS COMMODITY
 *** NOVEMBER/NOVEMBER 2011 ***

HS	Uraian Komoditi Commodity Description	Berat Bersih / Net Weight (Kg)		Nilai / Value C.I.F (US\$)	
		Bulan ini Current Month	Kumulatif Cum.Jan. to date	Bulan ini Current Month	Kumulatif Cum.Jan. to date
4802582900	Fancy paper and paperboard,oth in rollwidth<=15cm/in rectang sr	0	114 135	0	150 722
4802589000	Oth paper,no fibres, for other purposeweight >150 g/m	95 758	10 025 141	128 827	7 813 088
4802611000	Paper, fibres>10%, aluminium paperpaper,in rolls	69	16 576	1 163	16 313
4802612000	Paper,fibres>10%, for banknotes,manufACof gypsumboard, in roll:	0	154 712	0	153 938
4802619000	Paper,fibres>10%,oth aluminium paper,banknotes,printing,writing	411 541	5 571 581	357 363	4 904 389
4802621000	Paper, fibres, aluminium paper basein sheets with 435< one side <	0	52 412	0	256 962
4802622000	Paper,fibres,banknotes,manuf of gypsumboard,in sheets 435<one	315	61 458	2 180	459 635
4802629000	Oth paper,fibres, for other purpose,in sheets with 435< one side <	48 050	84 594	48 094	227 234
4802690000	Oth paper,fibres, for other not purpose,of fibres>10%, paper in rol	305 424	3 982 387	355 644	4 500 497
4803003000	Cellulosewadding not further worked thanbeing color,marble thro	5 360	136 193	37 735	544 810
4803009000	Oth cellulosa wading & tissue paper for toilet/facial tissue stock&si	148 450	2 221 636	530 641	6 636 479
4804111000	Kraftliner paper&paperboard,in rolls orsheets,unbleached	3 545	12 377	4 026	15 667
4804119000	Kraftliner paper&paperboard,in rolls orsheets,bleached	1 563 275	17 677 603	863 244	11 516 198
4804191000	Kraftliner paper&paperboard, oth thanof kind used in mnftre of gi	139	1 089	1 632	31 061
4804199000	Oth kraftliner paper&paperboard	835 225	18 282 325	621 349	15 784 774
4804211000	Sack kraft paper for making cement bagin rolls or sheets,unbleach	9 280 631	100 148 744	10 860 716	117 266 625
4804219100	Sack kraft paper for making cement bagin rolls or sheets,bleached	73 122	1 432 441	49 071	1 340 072
4804219900	Oth sack kraft paper for making cementbag in rolls or sheets,unble	267 882	2 483 697	268 377	2 430 573
4804291000	Composite papers, in rolls or sheets	0	992 644	0	1 008 954
4804299000	Oth composite papers, in rolls or sheets	605 944	2 708 144	420 061	2 210 044
4804311000	Elect grade insulating kraft paper,weighing 150 g/m,unbleached	52 905	669 495	181 463	3 004 329
4804313000	Wet strenght 40g to 60g, for plywoodadhesive tape,weigh 150g/m	99 710	2 382 352	115 964	2 597 234
4804319000	Oth kraft paper & wet strenghtweighing 150 g/m,unbleached	550 817	6 839 264	640 532	8 197 586
4804391000	Adheshive tape,40-60g,used in mnfact.weight <= 150g/m2,bleach	5 040	398 947	5 040	393 456
4804399000	Adheshive tape,40-60g,not used inmfnct.,weigh <= 150g/m2,blea	179 165	2 092 696	174 906	2 111 927
4804411000	Elect grade insulating kraft paper,150<weighing< 225 g/m,unbleac	32	448 736	21 316	766 037
4804419000	Oth elect grade insulating kraft paper,150<weighing <225 g/m,unt	1 431 318	11 515 836	1 096 044	9 184 227
4804420000	Bleached uniformly throughout the mass&>95% wood fibres,150<	25 003	808 508	31 501	996 097
4804490000	Other kraftpaper& paperboard150<weighing< 225 g/m	15 476	550 475	77 723	783 341
4804511000	Elect grade insulating kraft paper,presboard weighing >600g/m,u	0	27 697	0	160 506
4804519000	Oth wet strenght 40g to 60g,for plywoodadhesive tape,weigh>225	49 273	1 995 455	40 493	1 260 037
4804521000	Bleached of kind used in the manufact ofgypsum boards	0	125 793	0	40 254
4804529000	Bleached oth of kind used in themnfrt of gypsum boards	0	618 748	0	1 435 525
4804590000	Other kraftpaper& paperboardweighing 225 g/m or more	61 744	409 442	121 658	1 164 749
4805110000	Uncoated paper&paperboard,semichemicalfluting paper,rolls or st	1 071 175	13 312 856	493 208	6 653 130
4805129000	Uncoated paper&paperboard,oth semichemical,straw flutingpaper	329	58 463	4 711	213 044
4805191000	Uncoated paper&paperboard,oth flutingpaper	40 685	106 507	100 295	272 850
4805199000	Oth uncoated paper and paperboard,in rolls or sheets	19 063	11 495 970	85 349	5 459 460
4805240000	Uncoated paper&paperboard,testlinerweighing 150 g/m2 or less	305 769	2 281 905	148 293	1 161 764
4805251000	Uncoated paper&paperboard,testlinerweighing >= 150 g/m2	3 912	2 397 191	2 550	1 355 449
4805259000	Uncoated paper&paperboard,testlineroth of weighing >= 150 g/m	954 269	14 618 803	586 942	8 853 332
4805301000	Paper,sulphite wrapping paper,colored match wrapping paper	0	14 436	0	24 633
4805309000	Paper,sulphite wrapping paper,oth colored match wrapping paper	28 556	201 495	37 909	354 986
4805400000	Filter paper and paperboard	386 419	6 109 369	1 615 642	22 620 290
4805500000	Felt paper and paperboard	22 591	258 781	90 812	998 910
4805911000	Paper used as packing of flat glassproduct, resin<0,6%,wg<150g/m	1 686	5 219	7 328	46 362
4805919000	Uncoated paper&paperboard,oth blotting,&joss paper,weighing15	32 384	879 135	93 788	1 487 443
4805921000	Multi-ply paper and paperboard of150<weighing<225g/m	1 456	2 268	2 236	13 464
4805929000	Uncoated paper&paperboardof oth 150<weighing<225g/m	2 787 349	13 964 238	1 738 319	8 450 568
4805931000	Multi-ply paper and paperboardof weighing > 225g/m2	1 752	1 691 108	8 163	1 186 095
4805939000	Uncoated paper&paperboard,of other weighing > 225g/m2	596 392	7 170 437	532 348	5 688 007
4806100000	Vegetable parchment	83 167	1 546 282	125 559	2 515 798
4806200000	Greaseproof papers	111 985	942 585	181 769	1 686 670
4806300000	Tracing papers	107 836	311 689	184 053	589 349
4806400000	Glassine and other glazed transparentor translucent papers	724 679	8 222 216	1 071 903	13 213 652
4807000000	Composite paper and paperboard notsurface-coated or impregnat	867 806	9 753 618	644 397	7 515 290
4808100000	Corrugated paper&paperboard,whether ornot perforated,in rolls c	233 916	2 542 661	321 338	3 283 396
4808200000	Sack kraftpaper,creped,crinkled,whether,not embossed or perfora	5 554	302 780	42 664	1 128 268
4808300000	Oth kraftpaper,creped or crinkle,whetheror not embossed or perfora	64 246	453 223	121 590	1 005 425
4808901000	Paper&paperboard,embossed paperfancypaper used printing,cover	43 897	190 377	80 879	294 550
4808909000	Paper&paperboard,oth embossedfancypaper used printing,cover,l	84 759	2 049 517	189 176	3 238 417
4809200000	Self-copy paper	84 337	784 374	123 909	1 284 394
4809900000	Other self-copy paper	292 628	1 808 720	500 770	3 768 829
4810134000	Paper&paperboard for photo,heat,elect.in rolls papers of width <1	0	210	0	5 472
4810135000	Paper&paperboard for photo,heat,elect.in rolls papers of oth wdt	1 365	10 244	29 545	74 104
4810139010	Banknotes paper, in rollsof a width <= 15 cm	0	3 312 429	0	25 139 518
4810139090	Oth coated writing and printing paperbanknotes paper,in rolls	2 121 270	24 784 222	2 233 371	27 691 120
4810145000	Paper&paperboard for photo,heat,elect.sensitive 297<one side<4:	0	55	0	459
4810146000	Paper&paperboard for photo,heat,elect.of width < 15cm	22 329	24 454	55 277	67 645
4810149090	Oth coated writing &printing paperbanknotes paper,in sheets	78 776	90 782	54 496	65 220
4810190010	Other Banknotes paper	0	35	0	342

I.3. IMPOR MENURUT KOMODITI / IMPORT BY HS COMMODITY
***** NOVEMBER/NOVEMBER 2011 *****

HS	Uraian Komoditi Commodity Description	Berat Bersih / Net Weight (Kg)		Nilai / Value C.I.F (US\$)	
		Bulan ini Current Month	Kumulatif Cum.Jan. to date	Bulan ini Current Month	Kumulatif Cum.Jan. to date
4810190090	Oth banknotes paper,coated writing&printing paper, one side>4:	289 984	5 892 057	525 822	11 423 523
4810223000	Paper&paperboard for photo,heat,elect.sensitive,light weight coat	0	21 522	0	23 029
4810224000	Paper&paperboard, oth in rollof a width 15cm<one side<36cm,uni	0	588	0	1 701
4810229000	Oth aluminium paper base, light-weightcoated paper	1 001 671	17 166 157	1 938 440	22 697 156
4810294000	Oth paper&paperboard for photo,heat,.elect oth light weight coat	0	225	0	1 433
4810295000	Oth paper&paperboard, oth in rollof a width 15cm<one side<36cm	0	40 366	0	61 402
4810299000	Oth aluminium paper base and artpaper oth light weight coated pa	639 811	11 020 492	662 118	13 869 845
4810312000	Kraftpaper,for separate batery plate,width<=15cm,15cm<side>36c	0	87	0	281
4810313000	Kraftpaper,for separate batery plate,width<=15cm,15cm<side>36c	667	1 984	1 478	2 930
4810319000	Kraft paper,paperboard, not for writing,printing, other grafic purp,	1 542	15 379	6 150	180 044
4810329000	Kraft paper,paperboard, not for writing,printing, other grafic purp,	737 250	7 420 342	818 147	7 997 619
4810392000	Paper as interleaf mtrl in proc batteryroll < 15cm, rect < 15 x 36 cm	15 942	118 537	115 718	908 157
4810399000	Kraft paper and paperboard in other size	305 920	1 991 436	338 586	2 451 883
4810921000	Gray backboard, multi ply	729 512	10 694 433	513 281	7 939 475
4810923000	Paper colored for computer card,oth multi ply	637	18 401	5 445	103 214
4810929000	Oth paper colored for computercard & gray backboard, multi ply	645 858	6 537 288	643 805	6 291 685
4810992000	Oth paper and paperboardof multi ply	0	33 882	0	189 668
4810999000	Oth paper colored for computer card,oth multi ply	207 281	3 223 277	488 961	5 219 602
4811101000	Tarred, bituminised/asphalted paper &paperboard, in roll <15cm,	15 815	571 160	18 650	690 085
4811109000	Tarred, bituminised/asphalted paper &paperboard, in other size	195 934	2 269 995	329 542	3 150 177
4811411000	Gummed or adhesive paper&paperboard,self-adhesive	63 679	777 756	421 576	6 553 871
4811419000	Gummed or adhesive paper&paperboard,oth self-adhesive	736 089	9 433 508	2 368 909	28 865 307
4811491000	Oth gummed or adhesive paper&paperboardself-adhesive	3 392	125 801	93 571	1 673 014
4811499000	Oth gummed or adhesive paper&paperboardoth self-adhesive	237 294	3 179 848	656 183	6 538 080
4811511000	Paper coated,impregnated or coveredwith plastic, bleached,wg>1:	25 562	101 469	42 561	160 179
4811519000	Paper coated,impregnated or coveredwith plastic, unbleached,wg:	1 198 261	10 186 498	2 241 098	19 538 065
4811591000	Paper coated,impregnated or coveredoth for mnftre of papercup l	64 425	380 284	402 283	2 996 112
4811592000	Oth paper coated,impregnated or coveredand with a lining of alun	1 158 423	13 297 244	7 215 723	53 169 826
4811593000	Oth paper coated,impregnated or coveredoth in sheets 15<onesid	0	921	0	4 889
4811599000	Oth paper coated,impregnated or coveredwith plastic,oth bleache	1 109 331	11 164 916	2 404 963	25 265 516
4811601000	Paper coated,impregnated or coveredwith wax,paraffin,stearin,oil	2 260	42 314	48 358	319 883
4811609000	Paper coated,impregnated or coveredwith oth wax,paraff,stearin,i	4 469	1 153 131	13 047	1 451 873
4811903000	Oth paper, paperboard,cellulose waddingweb of cell fibr roll<15cm	2 710	68 190	59 997	300 148
4811909000	Oth paper, paperboard,cellulose waddingweb of cell fibres other s	1 310 775	12 719 374	3 848 193	37 815 177
4812000000	Filter blocks,slabs&plates,of paperpulp	24 951	207 438	134 774	1 155 282
4813100000	Cigarette paper,in the formof booklets or tubes	152 752	1 181 361	833 655	6 634 832
4813200000	Cigarette paper,in the form in rolls ofa width not exceeding 5 cm	260 448	2 754 814	1 039 142	11 949 170
4813900000	Cigarette paper,oth in the of booklets,tubes & in rolls	571 953	8 066 684	2 279 707	35 636 510
4814100000	Wallpaper&similar wall coverings,"ingrain" paper	900	900	1 305	1 305
4814200000	Wallpaper&similar wall coverings,the face side,with a grained,emt	277 813	1 957 797	739 417	5 564 941
4814900000	Wallpaper&similar wall coverings,oth with transparant protective	281 255	3 209 292	744 805	8 078 846
4816200000	Self-copy paper (other than of 48.09)	51 491	128 452	86 126	281 225
4816900000	Other heat transfer paper & offsetplates of paper	89 242	1 303 437	171 345	3 504 061
4817100000	Envelopes	44 133	473 200	237 242	2 991 838
4817200000	Letter cards,plain postcards andcorrespondence cards	4 744	39 934	103 434	221 951
4817300000	Boxes,pouches,wallets & writingcompendiums,of paper or paperb	21 314	301 041	52 525	1 072 335
4818100000	Toilet paper	23 591	286 247	39 726	721 299
4818200000	Handkerchiefs,cleansing or facialissues & towels	94 282	1 605 387	272 029	4 061 039
4818300000	Tablecloths and serviettes	2 069	40 911	8 907	195 306
4818401100	Napkins & napkin liners for babies &similar sanitary articles	1 291 226	17 125 868	4 520 684	61 777 591
4818401900	Oth napkins & napkin liners for babies &similar sanitary articles	540 939	6 366 291	1 517 264	17 925 798
4818402000	Sanitary towels,tampons & similararticles	1 678 241	13 145 097	6 658 047	53 675 621
4818500000	Articles of apparel & clothing,surgical face masks	84	71 949	1 303	1 183 915
4818900000	Oth articles of apparel & clothing,oth surgical face masks	111 049	1 417 438	308 408	4 441 339
4819100000	Cartons,boxes & cases, of corrugatedpaper or paperboard	2 087 718	25 753 752	5 706 749	67 463 493
4819200000	Boxes, of non corrugated paper &paperboard	2 047 737	20 823 272	7 069 986	69 645 981
4819300000	Sacks&bags,base of a width>40cmfor cement or fertizer packing	488 753	3 078 027	883 459	5 698 538
4819400000	Other sacks and bags, including cones	107 873	1 220 870	365 338	3 698 663
4819500000	Other packing containers,includ recordsleeves	403 123	3 296 300	1 590 734	15 159 072
4819600000	Box files,letter trays,storage boxes&similar articles,used in offices,	506 183	3 591 521	290 477	3 150 435
4820100000	Registers,account books,note books,receipt books,&similar article	40 483	417 824	252 226	2 118 616
4820200000	Exercise books	124 387	830 409	144 262	1 067 224
4820300000	Binders(other than book covers),folders&file covers	10 719	151 400	71 932	523 982
4820400000	Manifold business forms& interleavedcarbon sets	892	156 280	4 819	236 675
4820500000	Albums for samples or for collections	9 061	89 395	85 106	420 581
4820900000	Other exercise book,binders,manifold,albums	58 237	512 018	359 213	1 798 916
4821101000	Printed,labels that form of packingforjewellery,small objects & th	113 484	1 077 679	2 339 945	16 696 544
4821109000	Printed,oth labels that form of packingfor jewellery,small objects &	522 236	5 457 788	7 683 542	77 734 876
4821901000	Oth printed,labels that form of packingfor jewellery,small objects ,	12 958	127 982	188 998	2 285 896
4821909000	Oth printed,oth label that form of packfor jewellery,small objects ,	285 505	2 398 388	1 839 175	18 087 243
4822100000	Bobbins,spools,cops&similar of pulpof a kind used for winding text	28 518	168 253	57 461	379 447

I.3. IMPOR MENURUT KOMODITI / IMPORT BY HS COMMODITY
***** NOVEMBER/NOVEMBER 2011 *****

HS	Uraian Komoditi Commodity Description	Berat Bersih / Net Weight (Kg)		Nilai / Value C.I.F (US\$)	
		Bulan ini Current Month	Kumulatif Cum.Jan. to date	Bulan ini Current Month	Kumulatif Cum.Jan. to date
4822900000	Bobbins, spools, cops & similar of pulpoth of a kind used for wind te	222 932	1 271 389	639 484	6 706 996
4823200000	Filter paper in rolls or sheets	329 811	9 238 410	1 179 644	18 130 065
4823401000	Cardiograph recording paper	1 552	10 791	10 537	113 730
4823409000	Oth paper for self recording for other apparatus	14 229	440 834	269 918	2 087 971
4823610000	Trays, dishes, plates, cups & the like, of paper or paperboard of bamb	0	192	0	344
4823690000	Trays, dishes, plates, cups & the like, of paper or paperboard of oth th	79 105	520 797	315 419	2 225 137
4823700000	Gaskets and washers, moulded oprressed artcles of paper pulp	96 598	608 585	411 967	4 197 561
4823901000	Other paper, cocooning frames for silk-worms	0	111 838	0	388 891
4823902000	Sterilization indicators, not gummed, cocooning frames for silk-wor	1	193	132	12 476
4823903000	Cup stock board (i.e. polyethylene (pe)) in rels of width of less than	19 541	230 533	22 244	334 780
4823904000	Telegraph or teleprinter paper in stripor rolls	6	419	246	13 310
4823905000	Display cards for jewellery/for small objects of personal adornmen	0	13 282	0	141 700
4823906000	Punched jacquard cards	0	2	0	13
4823907000	Fans & handsscreens, with paper mountsor leaves & frames of any m	2 296	9 941	8 077	52 897
4823909000	Other, cut to size/shape, other than instrips, rolls or sheets	432 888	4 672 294	1 444 673	15 240 153
4901100000	Print books in official language of impctry for educations, in single	42 707	909 617	701 198	9 260 559
4901910000	Dictionaries, wholly/essentially in the official language of the impor	9 705	41 457	20 847	311 454
4901991000	Oth educational, wholly/essential in the official language of the imp	55 686	694 448	1 104 009	9 888 554
4901999000	Oth educational, oth wholly/essential in official language of the imp	131 658	1 719 911	1 283 393	18 136 166
4902100000	Newspapers, journals & periodicals appearing at least four times a v	329	1 734	5 450	20 186
4902900000	Oth newspapers, journals and periodicals	8 873	97 366	51 060	877 905
4903000000	Childrens picture, drawing or coloring books.	858	7 275	6 482	53 527
4904000000	Music, printed or in manuscript, whether or not bound or illustratec	0	16 746	0	420 795
4905100000	Maps & hydrographic or similar charts of all kinds, globes	874	36 645	4 067	348 676
4905910000	Maps & hydrographic or similar charts of all kinds, in book form	11	565	60	8 842
4905990000	Maps & hydrographic or similar charts of all kinds, in other form	20 259	40 519	75 353	314 333
4906001000	Plans & drawings, including photographicreproduct&carbon copies (129	2 714	839	99 761
4906009000	Plans & drawings, being originals drawn by hand, hand-written text	4 449	33 406	25 979	135 217
4907001000	Banknotes, being legal tender	0	101	0	712
4907002000	Unused postage stamps	712	7 321	640 830	14 430 077
4907004000	Stock, share/bond certificates & similar documents of title; cheque f	62	464	362	6 688
4907009000	Other banknotes, unused postage, revenue, stock, share & the like	767	26 155	70 537	2 733 813
4908100000	Transfers (decalcomanias), vitrifiable	60 392	363 005	771 943	6 350 035
4908900000	Oth than transfers (decalcomanias), vitrifiable	34 329	562 508	549 819	5 942 187
4909000000	Printed/illustrated postcards, card greetings, messages/the like	573	19 260	4 741	106 884
4910000000	Calendars of any kind, printed, including calendar blocks.	47 657	125 140	160 877	342 471
4911100000	Trade advertising material, commercial catalogues & the like	63 231	661 785	373 543	5 086 266
4911912000	Printed matter, wall pictures & diagram for instruct purposes; designs	102	13 736	747	90 643
4911913000	Printed matter, oth printed pictures and photographs	4 719	20 516	10 719	64 995
4911919000	Printed matter, oth anatomical & botanical diagram & wall picture	13 503	86 100	73 765	611 584
4911991000	Printed card for jewellery, small object person adornment, carried ir	1 832	5 132	6 779	48 318
4911992000	Printed stickers for explosives	0	45	0	2 155
4911999000	Oth printed matter, oth printed sticker & printed card	130 129	963 889	803 276	7 268 175
5001000000	Silkworm cocoons suitable for reeling.	0	6 958	0	28 612
5002000000	Raw silk (not thrown).	0	1 655	0	14 796
5004000000	Silk yarn (oth than yarn spun from silk waste) not put up for retail s	18 025	130 711	58 571	845 800
5005000000	Yarn spun from silk waste, not put up for retail sale.	0	110 996	0	534 535
5006000000	Silk yarn & yarn spun from silk waste, put up for retail sale; silk-wor	15	20 066	1 129	35 860
5007100010	Fabrics of noil silk, bleached/unbleached	0	1 318	0	35 274
5007100090	Fabrics of noil silk, oth than bleached/unbleached	11 733	22 266	149 449	346 439
5007200010	Oth fabrics, silk/silk waste >85%, oth than noil silk, bleached/unblea	5 093	192 362	109 172	1 973 622
5007200090	Oth fabrics, silk/silk waste >85%, oth than noil silk, oth bleach/unble	32 321	110 634	437 330	1 473 625
5007900010	Oth fabrics, silk/silk waste < 85%, oth than noil silk, bleached/unblea	0	498	0	14 799
5007900090	Oth fabrics, silk/silk waste < 85%, oth than noil silk, oth bleach/unbl	30 940	151 190	990 702	3 185 464
5101110000	Shorn wool, not carded/combed, greasy, including fleece-washed v	0	23 166	0	80 492
5101190000	Oth shorn wool, not carded/combed, greasy, including fleece-wash	11	1 297	60	10 760
5101210000	Shorn wool, not carded/combed, degreased, not carbonised	19 490	97 710	61 787	284 502
5101290000	Oth shorn wool, not carded/combed, degreased, not carbonised	0	19	0	487
5102190000	Fine animal hair, not carded/combed oth of kashmir (cashmere) go:	0	1 661	0	232 151
5102200000	Coarse animal hair, not carded/combed	89	2 433	665	24 708
5105100000	Carded wool	12 214	95 717	18 687	534 591
5105290000	Combed wool not in fragments	100 154	1 086 441	1 336 708	13 776 803
5105310000	Fine animal of kashmir (cashmere) goats	0	418	0	60 817
5105390000	Other fine animal hair, carded/combed	1	3	12	23
5105400000	Coarse animal hair, carded/combed	0	3 753	0	12 387
5106100000	Yarn, carded, wool > 85% by weight not put up for retail sale	8 584	35 798	55 098	318 398
5106200000	Yarn, carded, wool < 85% by weight not put up for retail sale	0	112 334	0	1 027 241
5107100000	Yarn, combed, wool > 85% by weight not put up for retail sale	0	18 171	0	171 666
5107200000	Yarn, combed, wool < 85% by weight not put up for retail sale	578	11 607	21 319	80 048
5108100000	Yarn of fine animal hair not put up for retail sale., carded	2	2	237	237
5108200000	Yarn of fine animal hair not put up for retail sale., combed	0	3	0	10

I.3. IMPOR MENURUT KOMODITI / IMPORT BY HS COMMODITY
***** NOVEMBER/NOVEMBER 2011 *****

HS	Uraian Komoditi Commodity Description	Berat Bersih / Net Weight (Kg)		Nilai / Value C.I.F (US\$)	
		Bulan ini Current Month	Kumulatif Cum.Jan. to date	Bulan ini Current Month	Kumulatif Cum.Jan. to date
5109100000	Yarn,wool/animal hair > 85%, for retailsale	1 914	3 616	922	237 344
5109900000	Yarn,wool/animal hair < 85%, for retailsale	0	1 250	0	4 361
5110000000	Yarn,coarse animal hair/of horsehairwether not put up for retail sa	0	82	0	1 064
5111110000	Woven fabric,carded,wool/animal hair>85%, weight < 300 g/m	17 731	446 579	693 157	14 370 094
5111190000	Woven fabric,carded,wool/animal hair>85%, weight > 300 g/m	810	5 085	26 133	115 757
5111200000	Woven fabric,carded, wool/animal hairmix. mainly w/made filame	11	28 736	20	551 255
5111300000	Woven fabric,carded, wool/animal hairmix. mainly w/made stapel	21 008	242 203	515 175	4 099 439
5111900000	Woven fabric,carded, wool/animal hairroth mixed	0	1 807	0	30 622
5112110000	Woven fabrics,combed wool/animal hair>85%, weight < 200 g/m	17 140	104 880	624 139	3 519 252
5112190000	Woven fabrics,combed wool/animal hair>85%, oth weight > 200 g	139 149	1 296 188	3 437 592	34 198 562
5112200000	Woven fabrics,combed wool/animal hairmix. mainly w/made filar	36 511	160 966	1 211 100	3 986 896
5112300000	Woven fabrics,combed wool/animal hairmix. mainly w/made stap	33 085	204 713	778 070	3 777 410
5112900000	Woven fabrics,combed wool/animal hairroth mixed	69 500	431 577	1 320 870	9 247 547
5113000000	Woven fabrics of coarse animal hair/of horsehair	0	326	0	13 630
5201000000	Cotton, not carded/combed.	49 762 731	502 851 919	144 004 387	1 667 538 516
5202100000	Cotton waste,yarn waste	0	53	0	150
5202910000	Cotton waste,garnetted stock	0	299	0	2 724
5202990000	Oth yarn waste & garnetted stock	1 214	7 170	8 921	66 785
5203000000	Cotton, carded/combed.	18 773	379 641	142 047	2 171 502
5204110000	Cotton sewing thread,not for salecont 85%/more by weight of cot	45 666	1 646 521	374 070	4 970 007
5204190000	Cotton sewing thread,not for retail saleoth cont 85%/more of cott	30 575	435 194	324 202	4 466 158
5204200000	Cotton sewing thread, for retail sale	26 448	242 168	41 712	436 291
5205110000	Single yarn,of uncombed fibres measur714.29 decitex/more, cottc	87 444	2 783 314	332 244	12 657 852
5205120000	Single yarn,of uncombed fibres232<measuring<714.29dec,cotton>	448 364	2 914 181	2 077 978	13 799 624
5205130000	Single yarn,of uncombed fibres192.31<measuring<232.56 dec,cott	0	40 082	0	162 533
5205140000	Single yarn,of uncombed fibres125<measuring<192.31dec,cotton>	52 377	371 262	368 807	2 828 543
5205150000	Single yarn,of uncombed fibres measuring<125dec (>80metric nur	1	959	3	4 516
5205210000	Single yarn,of combed fibresmeasuring 714.29dec/more,cotton>8	17 701	391 568	63 514	2 123 911
5205220000	Single yarn,of combed fibres232.56<measuring<714.29dec,cotton	123 645	2 008 925	618 824	9 150 461
5205230000	Single yarn,of combed fibres192.31<measuring<232.56dec,cotton	77 090	669 765	380 166	3 345 847
5205240000	Single yarn,of combed fibres125<measuring<192.31dec,cotton>85	13 247	1 324 901	71 381	7 255 845
5205260000	Single yarn,of combed fibres106.38<measuring<125dec,cotton>85	330	153 282	1 568	947 818
5205270000	Single yarn,of combed fibres83.33<measuring<106.38 dec,cotton>	0	27 546	0	252 335
5205280000	Single yarn,of combed fibres measuring<83.33 decitex (>120metric	41	38 380	364	95 116
5205310000	Cable yarn,of uncombed fibres persingle yarn 14.29dec/more,cott	13	146 921	40	434 102
5205320000	Cable yarn,of uncombed fibres persingle yarn 232.56<measur<714	12 156	245 572	88 242	1 917 871
5205330000	Cable yarn,of uncombed fibre per single yarn192.31<measuring<23	168	998	5 271	34 633
5205340000	Cable yarn,of uncombed fibre per single yarn125<measuring<192,3	0	431	0	4 556
5205410000	Cable yarn,of combed per single yarn714.29 decitex/more(<14me	166 139	392 690	365 358	1 066 467
5205420000	Cable yarn,of combed per single yarn232.56<measuring<714.29de	8 273	670 515	120 997	2 487 831
5205430000	Cable yarn,of combed per single yarn192.31<measuring<232.56de	3 292	21 553	15 800	172 304
5205440000	Cable yarn,of combed per single yarn125<measuring<192.31dec,c	10 614	287 631	136 008	3 053 437
5205460000	Cable yarn,of combed per single yarn106.38<measuring<125dec,c	0	21	0	340
5205470000	Cable yarn,of combed per single yarn83.33<measuring<106,38dec	0	9 890	0	134 730
5205480000	Cable yarn,of combed per single yarn<83,33decitex(>120metric),c	0	49 562	0	646 039
5206110000	Single yarn of uncombed fibres, 714,29or more (<14 metric),cotto	77 260	356 461	464 308	1 881 914
5206120000	Single yarn of uncombed fibres,232<measuring<714.29dec,cotton	0	795 657	0	2 977 933
5206130000	Single yarn of uncombed fibres,192.31<measuring<232.56dec,cott	0	504	0	3 139
5206140000	Single yarn of uncombed fibres,125<measuring<192.31dec,cotton	0	960	0	13 755
5206210000	Single yarn, of combed fibres,measure>714.29(not>14 metric),cot	0	14	0	751
5206220000	Single yarn, of combed fibres,232.56<measure<714.29 dec,cotton	2 986	14 416	13 770	66 676
5206230000	Single yarn, of combed fibres,192.31<measuring<232.56dec,cotto	3 969	117 005	16 626	568 781
5206240000	Single yarn, of combed fibres125<mesuring<192.31 dec	3 582	42 437	16 194	255 150
5206310000	Cabled yarn,of uncombed measuringper single yarn > 714.29 decit	0	8 325	0	13 570
5206320000	Cabled yarn,of uncombed persingle yarn232.56<measuring<714.29	3 452	55 398	95 208	943 946
5206330000	Cabled yarn,of uncombed persingle yarn192.31<measuring<232,5	0	25 252	0	180 907
5206340000	Cabled yarn,of uncombed persingle yarn125<measuring<192,31de	0	7 734	0	53 551
5206350000	Cabled yarn,of uncombed measuringper single yarn<125(>= 80 me	0	231	0	3 192
5206410000	Cable yarn,of combed fibres measuringper single yarn 714.29 deci	0	4 372	0	35 772
5206420000	Cable yarn,of combed fibres persingle yarn 232.56<measuring<714	52	85 478	1 376	762 837
5206440000	Cable yarn,of combed fibres persingle yarn 125<measuring<192,31	129	15 359	1 489	175 974
5206450000	Cable yarn,of combed fibres measuringper single yarn<125decitex	0	45 456	0	690 295
5207100000	Cotton yarn(oth than sewing thread) putcont 85%/more by weight	2 824	214 756	70 328	1 306 408
5207900000	Cotton yarn sewing thread put upcont 85%/more by weight of cot	8 775	114 967	44 021	601 353
5208110000	Unbleached plain weave, weight >=85% ofcotton, weighing <= 100	195 623	1 927 992	1 534 656	19 030 643
5208120000	Unbleached plain weave >=85% of cotton,weighing > 100 g/m	117 170	1 584 832	1 173 777	13 282 683
5208130000	Unbleached 3-thread/4-thread twill,incl. cross twill >=85% of cottc	27 107	185 761	305 494	1 767 568
5208190000	Other unbleached fabrics>=85% of cottonweighing <= 200 g/m	519 442	6 293 298	6 600 833	82 206 228
5208210000	Absorbent fabric bleached for surgicaluse, cotton >=85%, weighinç	346 033	1 980 771	2 882 909	16 642 631
5208220000	Bleached plain weave, weighing > 100g/m	106 728	1 457 763	1 247 364	14 081 026
5208230000	Bleached 3-thread/4-thread twill,inccross twill >=85% of cotton	46	296 172	554	3 043 420

I.3. IMPOR MENURUT KOMODITI / IMPORT BY HS COMMODITY
***** NOVEMBER/NOVEMBER 2011 *****

HS	Uraian Komoditi Commodity Description	Berat Bersih / Net Weight (Kg)		Nilai / Value C.I.F (US\$)	
		Bulan ini Current Month	Kumulatif Cum.Jan. to date	Bulan ini Current Month	Kumulatif Cum.Jan. to date
5208290000	Other bleached fabrics >85% of cotton weighing <= 200 g/m	315 143	5 919 079	4 051 045	57 764 933
5208310010	Plain weave dyed; voile/chemi voile weighing < 100 g/m	8 232	36 203	187 263	814 836
5208310020	Cambrics dyed weighing < 100 m/g weighing < 100 g/m	0	578	0	8 727
5208310030	Other garments matter weighing < 100 m/g	6 870	194 600	71 702	3 383 600
5208310090	Other dyed fabrics weighing < 100 m/g	181 613	1 368 585	1 828 471	15 334 067
5208320000	Plain weave dyed, weighing > 100 g/m	743 727	6 432 741	10 058 395	90 119 375
5208330000	3-thread/4-thread twill dyed, including twill	19 765	261 737	327 830	3 978 898
5208390000	Other dyed fabrics >85% weighing < 200 m	249 711	1 986 159	2 563 716	23 320 491
5208410010	String fabrics plain weave of different color, weight <= 100 m/g	37	728	503	13 097
5208410090	Other plain weave of different color, weight <= 100 m/g	48 781	439 043	515 214	4 910 340
5208420010	String fabrics of different color weighing > 100 g/m	1 026	78 115	14 981	1 218 517
5208420090	Plain weave other than string fabrics of color, weighing > 100 g/m	763 356	8 808 421	12 380 069	143 338 233
5208430000	Diff. colour, 3 or 4-thread twill, woven fabrics, 85% cotton, weight > 200 g/m	73 342	1 323 427	959 497	14 977 064
5208490000	Other fabrics of different color	42 580	305 686	411 861	2 998 609
5208510000	Plain weave printed of different color, <= 100 m/g	9 231	232 676	158 304	2 633 096
5208520000	Plain weave printed of different color, > 100 m/g	32 749	352 937	457 568	5 128 186
5208590000	Other fabrics printed of different color	42 690	515 482	394 456	3 926 134
5209110000	Plain weave unbleached cont. >= 85% of cotton, weight > 200 g/m	137 930	2 226 177	1 562 261	24 063 790
5209120000	3-thread/4-thread twill unbleached, cont. 85% of cotton, weight > 200 g/m	3 381	7 883	65 554	136 084
5209190000	Other fabrics unbleached cont. 85% of cotton, weight > 200 g/m	807 267	6 513 697	7 887 308	77 707 668
5209210000	Plain weave unbleached, cont. 85% of cotton, weight > 200 g/m	641	23 436	7 634	157 930
5209220000	Bleached, 3 or 4-thread twill, woven fabrics, 85% cotton, weight > 200 g/m	9 265	18 740	110 188	183 371
5209290000	Other fabrics unbleached. cont. 85% of cotton, weight > 200 g/m	88 410	1 216 591	921 439	12 087 199
5209310000	Plain weave dyed, cont. 85% of cotton, weight > 200 g/m	496 971	3 840 722	5 225 689	40 646 097
5209320000	Dyed, 3 or 4-thread twill, incl. twill cont. 85% of cotton, weight > 200 g/m	338 633	2 322 748	2 831 267	21 041 220
5209390000	Other fabrics dyed, cont. 85% of cotton, weight > 200 g/m	386 416	5 050 492	3 732 320	49 547 058
5209410000	Plain weave of yarns of diff color, cont. 85% of cotton, weight > 200 g/m	20 484	125 561	95 860	1 139 298
5209420000	Denim of yarns diff color, cotton > 85%, weight > 200 g/m	193 378	4 219 997	1 398 687	26 285 708
5209430000	Other fabrics of 3-thread / 4-thread cont. 85% of cotton, weight > 200 g/m	7 703	130 651	81 426	856 365
5209490000	Other fabrics of yarns diff colors cont. 85% of cotton, weight > 200 g/m	139 882	3 209 515	1 438 974	33 265 911
5209510000	Printed plain weave, cont. 85% of cotton, weight > 200 g/m	10 942	33 009	100 994	313 380
5209520000	Other plain weave 3 or 4-thread twill, printed, 85% of cotton, weight > 200 g/m	6 323	71 169	58 274	902 010
5209590000	Other printed fabric cont. 85% of cotton, weight > 200 g/m	17 720	273 048	135 045	2 821 101
5210110000	Unbleached plain weave, cont. < 85% of cotton, mixed with m-m-f	427 371	8 507 428	3 964 656	79 521 604
5210190000	Other unbleached fabrics, cont. < 85% mixed with m-m-f weight <= 200 g/m	256 912	4 173 125	2 963 061	43 915 138
5210210000	Bleached plain weave cont. < 85% of cotton, mixed with m-m-f weight > 200 g/m	58 775	395 474	538 137	4 394 964
5210290000	Other bleached fabrics, cont. < 85% of cotton, mixed with m-m-f weight > 200 g/m	7 880	171 220	135 425	3 110 606
5210310000	Dyed plain weave cont. < 85% of cotton, mixed with m-m-f weight <= 200 g/m	182 367	1 877 426	3 547 592	31 098 204
5210320000	3-thread/4-thread twill, incl. twill < 85% of cotton, mixed with m-m-f weight <= 200 g/m	23 934	630 464	310 910	6 543 541
5210390000	Other dyed fabrics cont. < 85% of cotton, mixed with m-m-f weight > 200 g/m	46 526	453 519	907 784	8 181 116
5210410010	String fabrics of yarns of diff color < 85% of cotton, with m-m-f weight > 200 g/m	253	4 214	3 788	63 995
5210410090	Plain weave other than string fabrics < 85% of cotton, with m-m-f weight > 200 g/m	84 093	553 690	1 336 024	9 299 607
5210490000	Other fabrics of diff color cont. < 85% of cotton, mixed with m-m-f weight > 200 g/m	10 095	98 254	127 914	1 142 377
5210510000	Printed plain weave cont. < 85% of cotton, mixed with m-m-f weight > 200 g/m	37 230	48 683	83 950	147 727
5210590000	Other printed fabrics cont. 85% of cotton, mixed with m-m-f weight <= 200 g/m	129 034	844 735	1 007 697	7 327 096
5211110000	Unbleached plain weave, cont. < 85% of cotton, mixed with m-m-f	2 245	94 532	22 411	887 106
5211190000	Other unbleached fabrics, cont. < 85% mixed with m-m-f weight > 200 g/m	230 894	3 461 384	1 865 019	38 495 209
5211200000	Bleached plain weave cont. < 85% of cotton, mixed with m-m-f weight > 200 g/m	1 897	62 524	44 011	1 605 117
5211310000	Dyed plain weave cont. < 85% of cotton, mixed with m-m-f weight > 200 g/m	55 482	850 944	509 351	7 445 293
5211320000	3-thread/4-thread twill, incl. twill < 85% of cotton, mixed with m-m-f weight > 200 g/m	19 491	291 485	160 973	2 293 281
5211390000	Other dyed fabrics cont. < 85% of cotton, mixed with m-m-f weight > 200 g/m	158 152	3 100 280	1 056 959	20 744 575
5211410010	String fabrics of yarn of diff color < 85% of cotton, mixed with m-m-f weight > 200 g/m	460	12 447	7 785	231 106
5211410090	Yarns of diff color other than string fabrics < 85% of cotton, mixed with m-m-f weight > 200 g/m	17 801	165 843	55 871	600 942
5211420000	Denim of yarns diff color, cotton < 85%, mixed with man-made fibres	373 399	2 142 186	755 206	4 921 922
5211430000	Other fabrics of 3-thread/4-thread < 85% of cotton, mixed with m-m-f weight > 200 g/m	14	71 737	377	329 200
5211490000	Other fabrics of diff color cont. < 85% of cotton, mixed with m-m-f weight > 200 g/m	39 597	158 042	335 813	1 311 200
5211510000	Printed plain weave cont. < 85% of cotton, mixed with m-m-f weight > 200 g/m	0	124 921	0	23 040
5211520000	3-thread/4-thread twill, incl. twill < 85% of cotton, mixed with m-m-f weight > 200 g/m	128 896	713 135	2 409 163	13 089 469
5211590000	Other printed fabrics cont. < 85% of cotton, mixed with m-m-f weight > 200 g/m	6 124	950 848	46 772	8 765 121
5212110000	Unbleached woven fabrics of cotton weight <= 200 g/m	5 141	59 053	41 263	531 681
5212120000	Bleached woven fabrics of cotton weight <= 200 g/m	3 614	88 903	48 059	410 087
5212130000	Dyed woven fabrics of cotton weight <= 200 g/m	54 839	445 903	794 757	5 162 964
5212140000	Woven fabrics of cotton of yarns of different color weight <= 200 g/m	150 511	1 902 177	1 227 308	16 540 924
5212150000	Printed woven fabrics of cotton weight <= 200 g/m	1	70 117	4	376 167
5212210000	Unbleached woven fabrics of cotton weight > 200 g/m	409 770	5 264 663	4 667 680	55 650 664
5212220000	Bleached woven fabrics of cotton weight > 200 g/m	0	944	0	11 352
5212230000	Dyed woven fabrics of cotton weight > 200 g/m	43	2 690	832	42 986
5212240000	Woven fabrics of cotton of yarns of different color weight > 200 g/m	0	3 531	0	24 189
5212250000	Printed woven fabrics of cotton weight > 200 g/m	0	2 628	0	20 534
5301100000	Flax, raw/retted-flax, raw/retted	0	18 312	0	88 655
5301290000	Other flax, raw/processed but not spun; flax waste	2	10 002	1	12 013

I.3. IMPOR MENURUT KOMODITI / IMPORT BY HS COMMODITY
***** NOVEMBER/NOVEMBER 2011 *****

HS	Uraian Komoditi Commodity Description	Berat Bersih / Net Weight (Kg)		Nilai / Value C.I.F (US\$)	
		Bulan ini Current Month	Kumulatif Cum.Jan. to date	Bulan ini Current Month	Kumulatif Cum.Jan. to date
5302900000	Other hemp raw and processed but not spun	0	1 082	0	13 612
5303100000	Jute & oth textile bast fibres, raw/retted	176 276	1 698 749	268 899	2 614 816
5303900000	Jute & oth textile bast fibres, processed but not spun	0	73 094	0	259 397
5305000011	Raw coir coconut fibres	0	127 668	0	61 184
5305000019	Coir coconut fibres processed	0	110	0	1 014
5305000021	Raw abaca fibres	9 375	81 898	3 075	99 414
5305000090	Oth than coconut, abaca, rami textile fibres	264 000	1 643 380	257 364	1 530 719
5306100000	Single flax yarn	0	28 972	0	209 494
5306200000	Multiple (folded)/cabled flax yarn	0	6 870	0	78 887
5307100000	Single yarn of jute/of oth textile bast fibres of heading 53.03.	23 500	82 955	29 308	94 858
5307200000	Multiple (folded)/cabled of jute/oth fibres bast fibres of heading 5	1 243 098	12 517 167	1 291 235	15 861 924
5308100000	Coir yarn of ther textile bast fibres of 5303	0	2	0	39
5308200000	True hemp yarn of other textile bas fibres of head 5303	0	8	0	197
5308901000	Paper yarn	45	22 355	296	69 057
5308909000	Other paper yarn	513	441 014	7 758	741 752
5309110000	Unbleached/bleached woven fabric of flax cont. >=85% of weight c	8	11 485	57	169 153
5309190000	Other woven fabrics of flax cont. >=85% of weight of flax	64 401	319 123	1 262 001	6 057 193
5309210000	Unbleached/bleached woven fabric of flax cont. <85% of weight of	2 842	11 157	42 310	149 839
5309290000	Other woven fabrics of flax cont. <85% of weight of flax	53 967	213 216	1 203 459	4 669 091
5310100010	Unbleached plain woven fabrics of oth textile bast fibres of head	47 360	379 616	67 725	608 099
5310100090	Bleached plain woven fabrics of oth textile bast fibres of head 53	690	855	13 897	16 637
5310900000	Other woven fabrics of jute/of oth bast fibres of heading 53.03.	0	23	0	478
5311000000	Woven fabrics of oth vegetable textile fibres; woven fabrics of pap	26 600	167 215	142 826	1 710 886
5401100000	Sewing thread of man-made filament of synthetic filaments	306 937	3 709 220	2 386 227	26 426 890
5401200000	Sewing thread of artificial filament for retail sale	12 405	185 211	135 250	1 445 508
5402110000	High tenacity yarn of nylon/others polyamide of aramids	11 681	130 056	290 290	2 751 071
5402190000	High tenacity yarn of nylon/others polyamide of oth aramids	485 420	5 087 381	2 386 355	28 103 020
5402200000	High tenacity yarn of polyesters	959 278	8 952 921	3 093 886	29 264 623
5402310000	Textured yarn of nylon/oth polyamides measuring single yarn <= 5l	198 062	2 584 995	1 397 332	19 302 166
5402320000	Textured yarn of nylon/oth poly-amides, measuring single yarn <	24 387	509 281	103 118	2 192 905
5402330000	Textured yarn of polyesters	1 572 657	14 214 477	4 207 435	41 319 911
5402340000	Textured yarn of polypropylene synthetic filament	141 434	1 842 083	360 888	4 864 120
5402390000	Other texture synthetic filament yarn	66 487	4 589 422	175 074	11 237 054
5402440000	Oth yarn, single, of elastomeric <=50 turns/m	328 651	3 698 942	2 257 199	28 444 033
5402450000	Oth yarn, single, oth, of nylon or oth polyamides, <=50 turns/m	392 476	3 021 450	1 710 715	14 386 845
5402460000	Oth yarn, single, oth, of polyesters, partially oriented, <=50 turns/m	1 525 857	8 376 469	3 221 069	18 456 172
5402470000	Oth yarn, single, of oth polyesters for medical/surgical use, <=50 turn	871 069	8 941 739	2 546 308	27 057 706
5402480000	Oth yarn, single, oth, of polypropylene, <=50 turns/m	201 394	2 702 346	428 569	4 945 668
5402490000	Oth yarn, single, oth, of elast, nylon, polyester, polypropylene, <=	358 472	3 431 047	2 262 709	19 585 479
5402510000	Oth yarn, single, twist, of nylon/oth polyamides, > 50 turns/m	2 118	69 765	18 506	925 348
5402520000	Oth yarn, single, twist, of polyester > 50 turns/m	60 264	571 571	168 630	1 471 522
5402590000	Oth yarn, single, twist, oth th of nylon or oth polyamide & polyester, >=5	11 490	141 002	43 365	420 943
5402610000	Oth yarn of nylon/oth polyamides, multiple/cable	41 724	445 094	241 960	2 135 999
5402620000	Other yarn of polyester, multiple/cable	79 512	1 075 149	259 344	3 925 667
5402690000	Oth yarn, multiple/cable, oth th of nylon/oth polyamides & polyester	65 659	803 283	227 778	2 191 415
5403100000	High tenacity yarn of viscose rayon	14 570	126 348	88 234	932 531
5403310000	Other single yarn of viscose rayon, untwisted/with a twist <120 tu	38 240	2 096 683	182 782	7 126 717
5403320000	Other single yarn of viscose rayon, with twist exceeding 120 turns/	72	2 682	2 731	93 494
5403330000	Other single yarn of cellulose acetate	0	13 727	0	44 381
5403390000	Other single yarn	18 702	187 580	102 641	1 332 124
5403410000	Other multiple (folded)/cable yarn of viscose rayon	94 662	473 965	257 582	1 526 078
5403420000	Other multiple (folded)/cable yarn of cellulose acetate	41 589	186 313	220 231	977 650
5403490000	Other artificial filament yarn	2 109	137 258	19 014	735 020
5404110000	Synth monofilament of elastomeric >=67 dtx, dim. <=1mm, width <=5	86 503	905 586	224 739	3 953 493
5404120000	Synth monofilament oth, of polypropylene >=67 dtx, dim. <=1mm, width <	24 176	367 248	48 354	936 267
5404190000	Synth monofilament oth thn elast & polypropylene >=67 dtx, dim. <=1mm, width	100 818	1 228 700	733 972	7 901 730
5404900000	Synthetics other than filament exceeds 1 mm, width <= 5 mm	169 945	2 117 432	244 850	3 794 789
5406000000	Man-made filament yarn (oth thn sewing thread), put up for retail sal	72	79 004	1 633	338 563
5407101100	Unbleached tyre woven fabrics & conveyor duck	44 304	99 157	179 878	352 216
5407101900	Other unbleached other than tyre woven fabrics & conveyor duck	22 117	312 443	266 132	3 609 002
5407109900	Other woven fabrics of synthetics filament obtained materials of head	47 388	1 007 607	590 532	9 808 886
5407200000	Woven fabric, bleached/no, obtained from strip/the like	69 071	792 278	206 272	2 415 306
5407300000	Fabrics specified in note 9 to section	4 703	43 906	113 909	1 123 174
5407411000	Woven nylon mesh fabric of untwisted weight >=85% of filament of n	73 576	357 509	246 483	1 631 519
5407419000	Woven fabrics obtained from high tenacity materials of heading 54.0	561 126	5 684 941	3 288 949	37 566 302
5407420000	Dyed woven fabrics weight >=85% of filament of nylon/polyamides	380 717	4 154 454	7 241 232	64 725 763
5407430000	Woven fabrics of yarn of diff color weight >=85% of filament of nylon/	1	1 445	10	21 699
5407440000	Printed woven fabrics weight >=85% of filament of nylon/polyamides	4 212	14 251	94 398	259 644
5407510000	Woven fabrics, bleached/no, con. >=85% of textured polyester filament	884 446	6 495 500	5 103 380	44 179 236
5407520000	Dyed woven fabrics cont. >=85% of weight of textured polyester fil	1 110 928	16 192 890	12 614 279	153 928 842
5407530000	Oth woven fabrics of yarn of diff color weight >=85% of textured poly	15 914	452 299	219 074	2 516 280

I.3. IMPOR MENURUT KOMODITI / IMPORT BY HS COMMODITY
***** NOVEMBER/NOVEMBER 2011 *****

HS	Uraian Komoditi Commodity Description	Berat Bersih / Net Weight (Kg)		Nilai / Value C.I.F (US\$)	
		Bulan ini Current Month	Kumulatif Cum.Jan. to date	Bulan ini Current Month	Kumulatif Cum.Jan. to date
5407540000	Printed woven fabrics cont.>=85%,weight>=85% of texprd polyeste	170 838	1 429 737	1 688 779	10 178 032
5407610000	Oth woven fabrics, cont >=85% of byweight of non textured polye:	2 716 317	25 297 776	20 598 844	181 156 932
5407690000	Oth bleached/unbleached woven fabricscont.>=85% of polyester p	1 606 466	16 925 947	19 037 412	187 695 717
5407710000	Oth woven fabric,bleachd/no,con.>=85% of txturd polyester flmnt	88 131	853 334	735 550	6 248 090
5407720000	Dyed woven fabrics cont.>=85% ofweight of synthetics filament	56 432	853 639	781 541	8 556 830
5407730000	Oth woven fabrics of yarn of diff color>=85% weight of synthetic fi	27	15 587	43	88 700
5407740000	Printed woven fabrics cont.>=85%,weight of synthetics filament	257 043	519 791	1 387 414	2 114 311
5407810000	Woven fabrics,bleachd/no,cont.<85% weight of synth flmnt with c	28 693	473 921	247 877	5 605 787
5407820000	Dyed woven fabrics cont.<85% ofweight of synth flmnt with cotto	86 132	823 807	710 568	5 825 274
5407830000	Oth woven fabrics of yarn of diff colorweight<85% of synth flmnt v	66 502	561 333	630 177	5 138 388
5407840000	Printed woven fabrics cont.<85%,weight of synth flmnt with cotto	37 002	127 494	404 202	1 618 738
5407910000	Woven fabric,bleachd/no,obtaindothor than synthetics/cotton fila	36 844	280 901	296 214	2 324 239
5407920000	Dyed woven fabrics obtained otherthan synthetics/cotton filamen	25 882	322 858	354 652	3 557 374
5407930000	Oth woven fabrics of yarn of diff colorother than synthetics/cotto	5	157 613	356	403 873
5407940000	Printed wiven fabrics obtained otherthan synthetics/cotton filame	1 670	179 084	16 833	1 710 201
5408101000	Unbleached woven fabrics obtainedfrom high yarn of viscose rayo	4 491	175 419	59 570	1 474 157
5408109000	Bleached woven fabrics obtainedfrom high yarn of viscose rayon	160 918	1 680 586	1 357 805	13 917 581
5408210000	Woven fabrics, bleachd/no,cont.>=85%wght of artificial flmnts/stri	3 931	276 709	46 349	2 970 853
5408220000	Dyed woven fabrics cont.>=85%weight of artificial flmnts/strip	51 203	282 867	574 777	3 455 378
5408230000	Oth woven fabrics of yarn of diff color>=85%wght of artifcl flmnt/s	540	48 153	12 064	544 908
5408240000	Printed woven fabrics cont.>=85%weight of artificial flmnts/strip c	44 734	387 652	355 665	3 346 977
5408310000	Woven fabrics,bleachd/no, obtaindof oth artificial flmnt/strip	0	1	0	2
5408320000	Dyed woven fabrics obtained of otherartificial flmnt/strip of the lik	2 014	187 779	38 702	1 916 015
5408330000	Oth woven fabrics of yarn of diff colorobtnd of oth artfcl flmnt/str	134	621	3 160	17 552
5408340000	Printed woven fabrics obtained of otherartificial flmnt/strip of the	0	875	0	12 570
5501100000	Synthetic filament tow of nylon/other polyamides	19 530	330 235	118 641	1 880 797
5501200000	Synthetic filament tow of polymers	61 725	830 941	457 296	4 823 766
5501300000	Synthetic filament tow of acrylic/modacrylic	3 492 907	37 287 702	10 019 479	122 324 545
5501400000	Synth. filament tow of polypropylene	554	7 551	1 447	13 800
5501900000	Other synthetic filament tow	5 042	498 444	45 721	2 704 721
5502000000	Artificial filament tow.artificial filament tow.	2 882 321	26 656 919	14 612 748	138 160 595
5503110000	Synthetic staple fibres of nylon/othrpolyamides of aramids	13 163	133 528	96 366	1 825 558
5503190000	Synthetic staple fibres of nylon/othrpolyamides oth thn aramids	20 398	804 353	365 596	2 115 238
5503200000	Synthetic staple fibres of polyesters	8 518 879	108 084 235	15 806 451	213 221 358
5503300000	Synthetic staple fibres of acrylic/modacrylic	2 048 226	25 574 304	6 230 392	82 327 246
5503400000	Synthetic staple fibres of polypropylene	699 767	4 602 510	1 583 124	10 282 191
5503900010	Other synthetic staple fibres of polivinil alcohol	49 050	349 951	146 146	1 157 190
5503900090	Other synthetic staple fibres of otherthan polivinil alcohol	85 878	1 802 656	529 622	7 072 470
5504100000	Artifcl staple fibres of viscose rayon,carded/othwise procsed for s	3 790 902	28 152 408	10 994 066	88 386 733
5504900000	Artifcl staple fibres of viscos rayonnot crded/othwse procs for spin	71 911	1 344 933	168 093	4 899 326
5505100000	Waste of man-made fibres ofsynthetic fibres	187 719	2 577 050	152 798	2 391 143
5506100000	Synth staple fibres of nylon/oth polyamides crded,comb othwse pi	11 966	180 624	90 053	1 356 207
5506200000	Synth staple fibres of polyester crded,combed othwse proces for s	598 452	3 276 839	1 634 729	9 039 418
5506300000	Synth staple fibres of arcylic/moda-crylic combed othwse proces fi	25 000	375 602	108 500	1 486 132
5506900000	Oth synth staple fibres, carded, combothwise processed for spinni	8 457	121 639	54 222	485 777
5507000000	Artificial staple fibres, carded, combothwise processed for spinnir	0	14	0	330
5508100000	Sewing thread of man-made staplefibre of synthetic staple fibres f	471 418	5 294 299	1 820 963	23 088 548
5508200000	Sewing thread of man-made staplefibre of artficial staple fibres for	19 698	212 073	161 695	928 202
5509110000	Single yarn cont >=85% by weight ofstaple fibres of nylon/oth poly	45 088	100 501	156 075	787 789
5509120000	Multiple/cabled yarn cont>=85% bywght of staple fibre of nylon/ot	680	57 789	5 957	667 427
5509210000	Single yarn cont >=85% by weight ofpolyester staple fibres	262 755	3 321 797	659 334	8 508 142
5509220000	Multiple (folded)/cabled yarn cont.>=85% of polyester staple fibre	65 267	1 048 972	252 990	4 645 561
5509310000	Single yarn cont >=85% by weight ofacrylic/modacrylic staple fibre	39	153 873	277	1 057 383
5509320000	Multiple/cabled yarn cont>=85% byweight of acrylic/modacrylic st	14 380	43 714	85 790	467 163
5509410000	Single yarn cont >=85% by weight ofsynthetic staple fibres	13 087	27 771	277 055	548 247
5509420000	Multiple (folded)/cabled yarn cont.>=85% of synthetic staple fibre	5 157	219 915	64 273	1 581 502
5509510000	Oth yarn of polyester staple fibresmixed mainly with artificial stap	8 548	439 765	47 893	1 840 956
5509520000	Oth yarn of polyester staple fibresmixed wool/animal hair	39	2 456	610	30 495
5509530000	Oth yarn of polyester staple fibreswith cotton	46 682	1 756 512	60 353	5 908 167
5509590000	Oth yarn of polyester staple fibresoth than mixed mainly	11 138	91 206	34 839	388 794
5509610000	Oth yarn of acrylic/modacrylicstaple fbr mixed with wool/animal h	1 309	115 154	14 334	927 776
5509620000	Oth yarn of acrylic/modacrylicstaple fibre mixed with cotton	5 040	14 134	50 400	151 910
5509690000	Oth yarn of acrylic/modacrylicstaple fibre oth thn cotton&animal f	2 612	99 024	8 042	633 319
5509910000	Other yarn mixed mainly ot solelywith wool/animal fine hair	0	156	0	2 156
5509990000	Other yarn of synthetic staple fibresoth thn mix with animal hair&	0	70 770	0	270 073
5510110000	Single yarn cont >=85% by weight ofartificial staple fibres	120 971	1 080 977	468 841	4 533 305
5510120000	Multiple/cabled yarn cont.>=85%by weight/artificial staple fibres	700	28 772	12 778	148 981
5510200000	Oth yarn, mixed mainly/solely withcont>=85% of weight of artifcl	25	1 522	109	12 378
5510300000	Other yarn, mixed mainly/solelycont>=85% of weight of cotton	5 389	146 661	175 533	1 974 011
5510900000	Other yarn of artificial staple fibrescont>=85% of weight of cotton	1 562	99 721	9 831	931 583
5511100000	Yarn of synthetic staple fibres, cont.>=85% weight of such fibres	281 600	2 453 455	1 004 572	11 113 834

I.3. IMPOR MENURUT KOMODITI / IMPORT BY HS COMMODITY
***** NOVEMBER/NOVEMBER 2011 *****

HS	Uraian Komoditi Commodity Description	Berat Bersih / Net Weight (Kg)		Nilai / Value C.I.F (US\$)	
		Bulan ini Current Month	Kumulatif Cum.Jan. to date	Bulan ini Current Month	Kumulatif Cum.Jan. to date
5511200000	Yarn of synthetic staple fibres, cont.<85% weight of such fibres	1 084	6 909	21 037	129 652
5511300000	Yarn of artificial staple fibres put upfor retail sale	3 436	24 445	34 385	356 046
5512110000	Woven fabrics of synthetic staple fibrecont>=85% weight of polye:	76 279	646 192	616 326	5 362 888
5512190000	Woven fabrcls of synth staple fbr cont>=85% wght,oth than polyes	335 599	2 735 766	2 925 683	25 874 182
5512210000	Woven fabrics of synthetic staple fibrecont>=85% weight of acrylic	43	51 888	778	453 735
5512290000	Woven fabrcls of synth staple fbr cont>=85% wght of oth thn acryli	77 353	1 036 705	1 010 034	12 443 749
5512910000	Oth woven fabrics of synth stple fibrecont>=85% weight of acrylic,	11 398	31 364	203 311	466 271
5512990000	Oth woven fabrics cont>=85% of wghtof acrylic/modacrylic staple	9 345	292 031	219 051	4 642 947
5513110000	Woven fbrcls of polyester staple fibresplain weave <=85% mix w/cr	64 103	1 215 044	736 552	10 639 975
5513120000	3-thread /4-thread twill, incl twillpolyester staple fibres <=85% w/	60 775	565 663	706 048	6 932 604
5513130000	Oth woven fbrcls of polyester stple fbr<=85% mixed wght <170 g/n	276 474	3 600 990	2 893 779	31 358 366
5513190000	Oth woven fabrics <85% mixed cottonweight <170 g/m of cotton	25 524	630 711	303 904	4 189 863
5513210000	Dyed woven fabrics of polyester staplefibres, plain weave <85% of	229 860	2 845 022	2 415 313	27 345 561
5513230000	Oth dyed woven fabrics of polyesterstaple fibres <85%, cotton<17	31 655	281 877	137 129	1 324 567
5513290000	Oth woven fabrics <85% such fibres,mixed cotton <170 g/m	110 425	1 319 858	1 010 604	13 293 456
5513310000	Wvn fabrcls of yarn of diff color ofpolyester stpe fbrs,plain weave<	11 998	290 385	75 455	2 154 374
5513390000	Oth woven fabrics<85% of such fibresweight <170 g/m of cotton	6 463	106 295	70 789	702 950
5513410000	Printed polyester staple fibres, plainweave <85% of fbr, cotton<17	538 058	6 677 133	796 142	11 524 449
5513490000	Other woven fabrics<85% of fibresweight <170 g/m of cotton	25 543	134 656	110 673	1 060 645
5514110000	Woven fbrcls of polyester staple fibresplain weave <=85%,cotton >	1 476	968 484	2 855	5 295 260
5514120000	Bleached or no,3 or 4-thread twill,polyester stpl fbrs<85%,cotton>	0	32 083	0	343 360
5514190000	Other woven fabrics<85% of fibresmixed weight >170g/m of cotto	73 886	3 640 179	2 012 787	32 330 442
5514210000	Dyed polyester staple fbrs, plain weavestaple fbrs<85%, cotton >1	571	15 050	3 146	110 839
5514220000	Dyed, 3 or 4-thread twill, incl. twillpolyester stpl fbrs<85%,cotton>	15 755	348 253	192 663	3 761 933
5514230000	Oth dyed woven fabrics of polyesterstaple fibre<85%, cotton >170	259	71 223	3 026	575 783
5514290000	Other woven fabrics<85% of fibresmixed weight >170g/m of cotto	80 318	444 080	469 031	3 557 439
5514300000	Woven fabrics of synth stple fibre<85%, cotton >170 g/m, diff colc	3 229	122 594	16 317	661 803
5514410000	Printed polyester staple fibres, plainweave <85% of fbr, cotton >17	84	72 053	1 292	600 192
5514420000	Prnt 3-thread/4-thread twill,incl twlpolyester stple fbr<85%, cotto	56 693	1 246 936	486 941	12 516 410
5514430000	Oth printd woven fabrics of polyesterstpl fbr <85%, cotton >170 g/	4 620	14 240	25 652	99 572
5514490000	Other printed woven fabrics<85% suchfibres, weight >170 g/m of f	21 785	242 744	275 532	2 565 426
5515110000	Oth woven fabrcls of synth stple fbrs ofpolyester stpl fbr mixed w/	471 139	4 775 154	4 419 283	42 879 992
5515120000	Oth woven fabrcls of synth stple fbrs ofpolyester stpl fbr mixed w/	131 381	502 560	321 321	2 107 851
5515130000	Oth woven fabrcls of synth stple fbrs ofpolyester stpl fbr mix w/woc	13 640	151 278	248 084	2 346 178
5515190000	Other woven fabrics of synth stple fbr of other polyester staple fibr	170 692	1 904 246	1 463 319	17 586 528
5515210000	Oth wvn fbrcls of acrylic/modacrylicmixed/solely with man-made f	4 370	16 818	112 697	306 708
5515220000	Oth wvn fbrcls of acrylic/modacrylicmixed/solely w/wool/fine anm	4 254	46 180	55 502	837 368
5515290000	Oth wvn fbrcls of acrylic/modacrylic mixw/other than man-made fi	54	8 193	69	86 568
5515910000	Oth woven fabrics mixed mainly/solelyman-made filaments	89	26 184	2 903	674 359
5515990000	Oth woven fabrics mixed mainly/solelywith other than man-made	17 144	111 620	258 779	1 534 625
5516110000	Unbleached/bleached woven fabrics ofartificial staple fibre;weight	79 392	213 972	612 882	1 777 955
5516120000	Dyed fbrcls of artificial staple fibre;weight>=85% of artificial staple f	15 654	188 246	297 093	3 022 292
5516130000	Woven fabrics of yarns of diff colorweight>=85% of artificial staple	404	7 091	4 901	65 072
5516140000	Printed woven fabrics of yarns of diffcolor; wght>=85% of artificial	127 584	514 053	1 353 596	5 959 815
5516210000	Un/bleached woven fabrics of artificialstaple fibre mix m-m-f;weig	1 570	584 802	8 050	3 158 743
5516220000	Dyed woven fabrics of artificialstaple fibre mix m-m-f;weight<85%	91 159	684 712	1 555 960	10 548 497
5516230000	Woven fabrics of yarn of diff colorartificial staple fibre;weight<85%	7	4 349	549	93 206
5516240000	Printed woven fabrics of artifcl staplefibre mixed with m-m-f;weig	1	3 144	2	81 149
5516310000	Un/bleached woven fabrics of artificialstaple fibre mixed w/wool;w	229	5 557	2 343	72 962
5516320000	Dyed woven fabrics of artificial staplefibre mixed with wool;weigh	35	56 051	1 254	950 722
5516330000	Woven fbrc of yarn of diff color staplefibre mixed with wool;weig	0	34	0	34
5516340000	Printed woven fabrics of staple fibremixed with wool;weight<85%	0	20	0	1 183
5516410000	Un/bleached woven fabrics of artificialstaple fibre mixed cotton;w	1 508	2 206	13 658	21 057
5516420000	Dyed woven fabrics of artificial staplefibre mixed with cotton;weig	10 059	22 048	198 846	467 183
5516430000	Woven fabrics of yarn of diff colorsmixed with cotton;weight<85%	4 418	45 701	66 767	536 462
5516440000	Printed woven fbrcls of artifcl staplefibre mixed with cotton;weigh	1 992	30 728	26 247	555 158
5516910000	Other un/bleached woven fabrics ofstaple fbr mixed w/cotton;wei	10 099	43 207	67 849	294 250
5516920000	Other dyed woven fabrics of artificialstaple fibre mixed cotton;wei	8 829	116 271	93 390	1 157 451
5516930000	Oth woven fabric of yarn of diff colorsstaple fibre mixed cotton;we	0	130	0	7 215
5516940000	Other printed woven fabrics of artifclstaple fibre mixed cotton;we	53 423	961 473	1 424 759	11 714 731
5601100000	Sanitary towels & tampons, napkinsliners for baby&similar sanitar	41 570	229 794	84 243	572 563
5601210000	Wadding & its articles of man-made fibres	389	28 275	10 253	269 061
5601221000	Wrapped cigarette tow of man-made fibres	31 853	103 280	228 749	839 938
5601229000	Other wrapped cigarette tow of man-made fibres	2 108	248 508	15 896	2 372 213
5601290000	Wrapped cigarette tow of other thanman-made fibres	44 818	269 697	130 115	781 043
5601301000	Polyamide fibre flock of waddingmaterial not exceeding 5 length.	3 247	68 642	20 988	360 291
5601309000	Textile flock & dust mill neps otherthan polyamide fibre flock;<=5	16 432	123 711	106 286	811 377
5602100000	Needleloom felt & stitch-bonded fibrecovered/laminated.	34 865	549 660	153 094	3 633 815
5602210000	Oth felt of wool/fine animal hair,notimpregnated,coated,covered	1 524	5 680	41 650	148 815
5602290000	Oth felt of oth textile materials,notimpregnated,coated,covered	12 280	102 801	239 952	1 597 031
5602900000	Felt, oth thn needleloom&oth felt notimpregnated, coated, covere	99 051	443 510	5 154 260	6 558 422

I.3. IMPOR MENURUT KOMODITI / IMPORT BY HS COMMODITY
***** NOVEMBER/NOVEMBER 2011 *****

HS	Uraian Komoditi Commodity Description	Berat Bersih / Net Weight (Kg)		Nilai / Value C.I.F (US\$)	
		Bulan ini Current Month	Kumulatif Cum.Jan. to date	Bulan ini Current Month	Kumulatif Cum.Jan. to date
5603110000	Non woven of man-made filament, not imprgnatd,cvred/lminated;	1 218 627	11 403 118	3 961 008	37 014 621
5603120000	Non woven of m-m-f, not imprgnated,covred/lminated; 25g/m<w	1 113 367	12 478 654	4 017 425	41 131 880
5603130000	Non woven of m-m-f, not imprgnated,covred/lminated; 70g/m<w	902 140	7 825 416	2 108 529	21 132 635
5603140000	Non woven of m-m-f, not imprgnated,covred/lminated; weight>	823 363	7 148 131	4 017 623	38 489 842
5603910000	Non woven of other, weight=<25g/m2	356 034	3 624 867	1 129 950	11 361 088
5603920000	Non woven of other25g/m2 < weighing =<70g/m2	169 844	3 144 237	817 723	14 070 834
5603930000	Non woven of other70g/m2 < weighing =<150g/m2	35 320	417 678	373 459	3 795 398
5603940000	Non woven of other, weight=<150g/m2	412 456	5 326 118	3 074 459	33 356 788
5604100000	Rubber thread & cord, textile coveredand the like head 5404/540E	59 996	671 479	458 506	4 805 464
5604900000	Oth thn rubber thread&cord, textilecoverd&the like head 5404/54	64 534	404 826	264 006	4 112 998
5605000000	Metallised yarn, whether/not gimped,metallised yarn, whether/nc	15 632	156 810	70 104	1 013 679
5606000000	Gimped yarn, strip & the like of headgimped yarn, & strip & the lil	74 144	964 719	168 601	2 425 350
5607210000	Binder/baler twine of sisal/othertextile fibres of genus agave	49 262	140 875	57 379	181 786
5607290000	Othr binder/baler twine of sisal/othertextile fibres of genus agave	37 913	680 199	264 306	3 668 555
5607410000	Binder/baler twine of polyethylene/polypropylene	5 082	117 950	18 770	359 811
5607490000	Gimp yarn,oth thn binder/balertwine,of polyethyln/polypropyln	1 116 864	9 031 865	1 625 728	14 391 482
5607501000	V-belt cord of man-made fibres treatedresorcinol formaldehyde>=	18 047	245 281	348 562	4 417 036
5607509000	V-belt cord of othr synth fbrs treatedmeasuring more than 10,000	50 013	460 568	243 734	3 420 583
5607901000	Other gimped yarn, of artificialsfibres, like of heading 5404/5405	7 979	54 706	107 477	616 079
5607902000	Other gimped yarn, of abaca/othhard fbrs,like of headng 5404/54	327	3 636	295	43 518
5607909000	Other gimped yarn, oth thn of abacaand artificials fibres	52 321	693 884	220 627	2 521 614
5608110000	Made up fishing net of man-made textilematerials	715 370	4 947 081	941 317	6 974 159
5608192000	Net bags of man-made textile material	5 208	215 588	33 988	978 133
5608199000	Knotted of twine,oth than man-madetexti. matr.,fishg net&net ba	55 963	296 319	136 013	798 314
5608900000	Other knotted of twine,cordage/ropemade up fishg net and oth	146 364	1 401 572	373 619	3 396 600
5609000000	Articles of yarn,strip/the like of head5404/5405,twine,cordage,rop	192 590	1 745 872	871 439	8 511 707
5701100000	Articles of yarn,like of head. 5404/5405,of wool/fine animal hair	0	371	0	36 659
5701901000	Articles of yarn,like of head. 5404/5405,of cotton, oth text.matr.	10	241 172	192	3 636 060
5701909000	Articles of yarn,like of head. 5404/5405,oth than cotton, oth text.r	78 600	313 865	64 300	372 645
5702100000	Kelem,schumacks,karamanie&smlarhand-woven rugs, not tufted/l	0	124 801	0	193 239
5702200000	Floor covering of coconut fibres (coir)not tufted/flocked	18 136	96 435	25 595	117 418
5702310000	Floor cov of pile construct of wool/fineanimal hair,not made up, no	0	73 903	0	348 496
5702320000	Floor cov of pile construct of man-madetext mat, not made up,not	6 996	173 089	73 576	1 081 086
5702391000	Floor cov of pile construct of cottonnot made up, not tufted/flock	0	11 878	0	54 975
5702399000	Floor cov of pile construct of othertextile materials, not made up,r	792	9 676	15 084	264 861
5702410000	Oth floor cov.of pile construct made up,of wool of fine animal hair	2 753	22 943	16 443	56 335
5702420000	Oth floor cov.of pile construct made up,of man-made textile matr	58 033	1 303 012	180 046	2 902 427
5702499000	Oth floor cov.of pile construct made up,oth thn cotton&jute,oth tex	0	12 261	0	49 352
5702501000	Oth floor cov.not of pile construct, notmade up, of cotton	0	4 174	0	11 199
5702509000	Oth floor cov.not of pile construct, notmade up,oth thn cotton&jute	0	214 662	0	306 033
5702910000	Oth floor cov.not of pile construct,made up,of wool/fine animal hai	0	173	0	17 349
5702920000	Oth floor cov.not of pile construct,made up,of man-made textl mat	33 375	808 740	75 290	1 251 602
5702991000	Oth flr cov.not of pile cnstrct,made upof cotton,oth textile matr	0	13 568	0	43 030
5702992000	Oth flr cov.not of pile cnstrct,made upof jute fibres,oth textile mat	0	4	0	374
5702999000	Oth flr cov.not of pile cnstrct,made upoth thn cttn&jute fibres,oth	0	23	0	266
5703100000	Carpet&oth txtl flr cov.,tufted, whthr/not made up,of wool/fine ar	0	5 101	0	90 167
5703200000	Carpet&oth txtl flr cov.,tufted, whthr/not made up,of nyln/oth ply	215 052	1 642 102	687 195	5 497 809
5703300000	Carpet&oth txtl flr cov.,tufted, whthr/not made up,of oth man-md	462 982	4 213 719	1 235 635	10 930 409
5703901000	Carpet&oth txtl flr cov.,tufted, whthr/not made up,of cotton,oth t	10 837	58 646	73 024	365 228
5703909000	Carpet&oth txtl flr cov.,tufted, whthr/nt md up,not cttn&jute fbr,c	495	35 624	11 128	123 643
5704100000	Tiles, having a surface <=0,3m,felt,notufted/flocked,made up/not	0	4 630	0	20 473
5704900000	Tiles, having a surface >0,3m,felt,notufted/flocked,made up/not	374 471	3 657 993	493 849	4 657 814
5705100000	Oth carpet&oth txtl flr cov.,whthr/not made, of cotton	646	1 926	3 889	9 566
5705200000	Oth carpet&oth txtl flr cov.,whthr/not made, of jute fibres	0	36	0	255
5705900000	Oth carpet&oth txtl flr cov.,whthr/not made,oth thn cotton&fibre:	383 773	3 437 751	452 013	4 008 229
5801100010	Woven pile&chenille fbrc,of wool/fine animals hairs,melton cloth(7 905	93 770	108 998	1 094 950
5801100090	Woven pile&chenille fbrc,of wool/fine anml hairs,oth melton cloth	16	175 643	262	1 094 199
5801210000	Uncut weft pile fabrics of cotton otherthan fabrics of head 5802/5	0	35 931	0	536 617
5801220000	Cut corduroy of cotton oth than fabricof head 5802/5806	27 185	351 438	392 253	3 049 734
5801230000	Oth weft pile fabrics of cotton oth thnfabrics of head 5802/5806	359	50 018	3 496	296 032
5801240000	Warp pile fabrics, epingleE(uncut) ofcotton othr than fabrics of he	0	650	0	3 857
5801250000	Warp pile fabrics of cotton, cut, otherthan fabrics of head 5802/5E	35	5 528	2 033	115 474
5801260000	Chenille fabrics of cotton other thanfabrics of head 5802/5806	0	18	0	1 929
5801310000	Uncut weft pile fbrcs of man-made fbrsother than fabrics of head !	600	38 583	4 920	374 559
5801320000	Cut corduroy of man-made fibres otherthan fabrics of head 5802/!	1	14 008	9	158 761
5801330000	Oth weft pile fabrics of man-made fbrsother than fabrics of head E	0	14 612	0	165 472
5801340000	Warp pile fbrcs, epingle(uncut) of man-made fbrs othr thn fbr,c	10 709	24 146	113 471	233 093
5801350000	Warp pile fabrics of man-made fbrs,cut,other than fabrics of head	6 471	203 313	55 497	1 162 977
5801360000	Chenille fabrics of man-made fribresother than fabrics of head 58(46 434	338 031	187 811	1 190 623
5801901000	Othr carpet & text floor covrng of silkthan fabrics of head 5802/58	1	6 121	9	90 030
5801909000	Othr carpet & text floor covrng of oththan silk/fabrics of head 580	14 905	255 635	349 113	3 598 599

I.3. IMPOR MENURUT KOMODITI / IMPORT BY HS COMMODITY
***** NOVEMBER/NOVEMBER 2011 *****

HS	Uraian Komoditi Commodity Description	Berat Bersih / Net Weight (Kg)		Nilai / Value C.I.F (US\$)	
		Bulan ini Current Month	Kumulatif Cum.Jan. to date	Bulan ini Current Month	Kumulatif Cum.Jan. to date
5802110000	Unbleachd terry towelling&smlar wovenfabrcs of cotton othr than	6 819	69 948	76 122	736 885
5802190000	Bleachd terry towelling&smlar wovenfabrcs of cotton othr than he	170	57 086	3 241	468 623
5802200000	Terry towelling & imilar of othr textilemat fabrcs of cotton othr tha	5 161	59 919	98 347	973 863
5802300000	Tufted textile fabrics of cotton otherthan fabrics of head 5806	0	7 814	0	45 419
5803001000	Gauze, oth thn narrow fbrcs of heading58.06, of cotton	0	1 606	0	10 952
5803009000	Gauze, oth thn narrow fbrcs of heading58.06, oth thn cotton	0	16 290	0	157 925
5804101000	Tulles & other net fabrics of silk,notincl woven fabrics of head 600	0	4 364	0	166 472
5804102000	Tulles & other net fbrcs of cotton,notincl woven fabrics of head 60	1 363	15 831	75 206	400 298
5804109000	Tulles&oth net fbrc oth than silk/cottoninc woven fabrics of head	53 557	378 221	552 538	5 725 662
5804210000	Mechanically made lace of man-made fbrsexcl fabrics of head 600	65 808	723 243	1 372 332	14 926 357
5804290000	Mechanically made lace of oth textilemat. excl fabrics of head 600	61 563	430 592	1 127 990	8 004 265
5804300000	Mechanically hand-made lace excl.fabricof head 6002 to 6004	3 233	28 678	55 317	586 305
5805001000	Hand-woven tapestries of cotton, whetheror not made up	0	8 767	0	149 533
5805009000	Hand-woven tapestries of other thancotton, whether/not made up	223	5 658	1 780	43 575
5806101000	Woven pile fabrics of silk other thangoods of head 5807	3 024	41 015	31 879	513 333
5806102000	Woven pile fabrics of cotton otherthan goods of head 5807	3 114	26 754	49 870	547 821
5806109000	Woven pile fabrics of other than silk/cotton other than goods of h	7 748	108 698	158 966	1 370 509
5806200000	Oth woven fabrics;weight>=5% of elasto-meric yarn/thread	221 328	1 961 545	3 108 814	27 187 229
5806311000	Narrow woven fabrics of cotton for mfgof inkd ribbon oth thn goo	2 239	21 439	40 062	311 906
5806312000	Backing for electrical insulating paperother than good of head 580	2	481	11	15 752
5806313000	Slide fastener ribbons;width<=12mmother than good of head 580	2 815	49 620	76 389	1 032 025
5806314000	Webbings used in covering piping, polesand the like but goods of f	1 176	30 897	9 548	287 273
5806319000	Other woven fabrics excluding goods ofhead 5807	32 971	391 929	800 315	10 885 475
5806321000	Narrow woven fabrics of man-made fibresfor seat belt webb excl	37 743	1 047 431	461 427	7 967 112
5806322000	Slide fastener ribbon;width<=12mm of mffor seat belt webb excl	733	29 693	11 942	284 987
5806323000	Webbings used in covering piping, poles,other than good of head	272	6 080	7 623	115 920
5806329000	Woven fbrcs of oth than cotton/man-madefbr other than goods of	167 333	2 502 578	1 680 266	21 996 000
5806391000	Woven fabrics of silk other than goodsof head 5807	17	214	329	4 280
5806399010	Woven fabrc for covering,piping, poles,other than goods of head 5	71	26 680	3 463	216 959
5806399020	Narrow woven fabrics for mfg of ribbonstypewritr, no ink oth than	4 531	167 511	42 066	1 334 854
5806399030	Narrow fabrics used for slide fastener;width<=12mm	56	3 388	2 439	39 246
5806399090	Narrow fabrics used for slide fastener;width>12mm	25 009	299 594	398 988	4 191 247
5806400000	Fabrics consist of warp without assbldby means of an adhesive	1 606	25 519	26 726	295 074
5807100000	Labels,badges, similar mat of woven,inpiece,strip,shape/size,not e	473 114	4 004 752	8 777 221	75 176 431
5807900010	Labels,badges, similar mat of non wovenfbr in piece,strip,shape/si	8 134	137 799	148 245	2 397 035
5807900090	Labels,badges, similar mat of oth wovenfbr in piece,strip,shape/siz	67 552	687 997	1 072 187	13 055 389
5808101000	Braid in the piece combined with rubberthreads, without embroid	152	11 692	2 495	117 230
5808109000	Braids not in the piece combined withthreads, without embroider	24 149	60 510	227 752	1 499 442
5808901000	Oth braids combined with rubber threadswithout embroidery, not	72 828	902 627	737 897	9 445 197
5808909000	Oth braid combined with oth than rubberthreads, without embroi	6 836	83 609	155 592	788 891
5809000000	Woven fabrics of metal thread & wovenfabrics of metallised yarn	133	913	5 852	33 854
5810100000	Embroidery without visible ground,in piein strip motifs	296	3 490	9 825	118 559
5810910000	Embroidery of cotton, without visiblegorund in piece,in strip motif	72 015	1 178 067	776 046	11 754 303
5810920000	Embroidery of man-made fibres, withoutvisible goround,in piece,ii	45 088	566 999	461 581	4 905 641
5810990000	Embroidery of other textile material,visible goround, in piece,in str	92 524	1 279 153	1 408 772	17 674 337
5811000000	Quilted textile prods in the piece,with mat aseembld othr than em	35 826	1 086 662	269 757	10 830 049
5901100000	Textile fabrics coated w/gum/amylaceused for covers books and tl	4 035	43 221	57 747	405 093
5901901000	Textile fabrics coated w/gum/amylacefor tracing cloth	24	6 817	178	17 271
5901902000	Textile fabrics coated w/gum/amylaceprepared painting canvas	7 755	45 909	31 337	149 851
5901909000	Textile fabrics coated w/gum/amylacefor other than tracing cloth/	39 591	214 715	267 284	1 652 774
5902101000	Chafer canvas type of nylon/oth poly-amides, high tenacity, rubbe	54 733	576 980	471 276	4 528 769
5902109000	Chafer canvas type of nylon/oth poly-amides, high tenacity, not ru	837 415	12 222 831	4 889 805	63 235 612
5902202000	Chafer canvas type of polyester, highnylon, tenacity, rubberised	6 318	40 569	79 097	781 580
5902209000	Chafer canvas type of polyester, highnylon, tenacity, not rubberise	582 444	7 043 028	2 837 698	32 349 129
5902900000	Tyre cord fabric of high tenacity yarn,oth thn nyln/oth polymd&pc	7 814	23 778	50 666	228 238
5903100000	Textile fabrics impregnat.coat.coverwith polyvinyl chloride	3 182 408	27 887 616	4 629 084	40 644 885
5903200000	Textile fabrics impregnat.coat.coverwith polyurethane	1 590 578	16 726 023	14 511 797	153 271 082
5903901000	Impregnated textile fbrcs of nylon cancoated with plastics oth tha	160 664	1 557 240	1 299 038	14 462 385
5903909000	Oth imprgntd text fbrc of oth han nyloncanvas coated w/plastic o	401 159	3 909 570	3 881 171	43 296 072
5904100000	Linoleum, cut to shape/not.coatingapplied on textile backing	18 576	109 184	68 292	416 877
5904900000	Oth linoleum, cut to shape/not.coating applied on textile backing	1 507	23 698	36 349	269 261
5905000000	Textile wall coverings.textile wall coverings.	0	1 388	0	11 184
5906100000	Adhesive tape;width<=20cm, oth than ofheading 5902	29 788	325 591	411 365	4 804 253
5906910000	Knitted/crocheted linoleum, whetherof not to shape	70 296	647 840	450 715	4 523 620
5906991000	Linoleum for hospital rubber sheeting,whether/not cut to shape.	0	4 224	0	35 718
5906999000	Linoleum not for hospital rbr sheetinwhether/not cut to shape.	84 331	1 314 457	394 387	7 044 273
5907001000	Fabrics impregnated,coated/covered oilof oil-based preparation	62	5 468	7 779	226 089
5907003000	Textile fbrcs impregnated, coated/covrwith fire resistant chemical	577	16 955	1 797	101 024
5907004000	Fabrics imprgntd,coated/covered flockvelvet, the entire surface of	20 339	105 503	96 254	588 759
5907005000	Fabrics impregnated,coated/covered wax,bitumen/similar produc	693	695	10 908	10 912
5907006000	Fabrics impregnated,coated/covered othematerials	54 694	794 945	177 791	2 204 787

I.3. IMPOR MENURUT KOMODITI / IMPORT BY HS COMMODITY
***** NOVEMBER/NOVEMBER 2011 *****

HS	Uraian Komoditi Commodity Description	Berat Bersih / Net Weight (Kg)		Nilai / Value C.I.F (US\$)	
		Bulan ini Current Month	Kumulatif Cum.Jan. to date	Bulan ini Current Month	Kumulatif Cum.Jan. to date
5907009000	Othe textile fabrics not impregnated,covered with othe materials	10 977	100 886	150 896	1 319 047
5908001000	Wick; incandescent gas mantleswhether/not impregnated	2 642	27 060	3 305	118 330
5908009000	Textile oth than wick; incandescent gasmantles, whether/not impr	3 843	11 862	82 188	136 279
5909001000	Fire hoses and similar textile tubing	19 875	447 188	144 933	2 271 366
5909009000	Othe textile hosepiping & similartextile tubing	66 275	924 252	172 492	2 243 849
5910000000	Transmssn/convyr belts/belting,of textl matrI, whether/not impre	43 699	275 841	540 418	6 397 285
5911100000	Textile fabrics, felt&felt-lined wovencoated with rubber,leather/oi	238 739	2 174 515	2 342 623	26 619 526
5911200000	Bolting cloth, whether/not made up	5 747	82 006	74 084	897 003
5911310000	Textile fabrics&felts;weight< 650 g/m,in making/similar machinen	17 086	85 641	788 358	10 971 715
5911320000	Textile fabrics&felts;weight>= 650 g/m,in making/similar machine	81 747	682 348	4 521 982	37 594 391
5911400000	Straining cloth of a kind used in oilr the like incl that of hair	6 437	127 763	99 579	1 779 996
5911901000	Textile packings & gaskets used inmaking/similar machinery	15 380	93 928	81 296	979 052
5911909000	Othe than textile packings & gasketsused in making/similar machir	108 573	1 857 854	1 224 132	18 507 495
6001101000	Unbleached long pile, knitted/crocheted,mercerised	5 553	79 227	54 348	132 030
6001109000	Bleached long pile, knitted/crocheted,not mercerised	30 796	648 421	274 611	5 529 703
6001210000	Looped pile fabrics of cotton,knitted/crocheted	137 416	995 469	1 207 133	10 282 434
6001220000	Looped pile fabric of man made fibre,knitted/crocheted	11 474	565 962	111 074	4 919 975
6001290000	Looped pile fabric of oth textls matrIs,knitted/crocheted	208	106 201	1 205	987 583
6001910000	Oth pile fabrics, of cotton,knitted/crocheted	19 699	754 764	144 077	4 866 527
6001921000	Oth pile fabrics, of man made fibres,unbleached	43 462	1 201 439	420 914	10 581 059
6001929000	Oth pile fabrics, of man made fibres,othe than unbleached	319 652	4 056 816	2 906 264	33 811 576
6001991000	Unbleached fabrics of othe textilematerials,not mercerised	1 531	34 724	140 687	580 589
6001999000	Bleached fabrics of othe textilematerials,not mercerised	64 409	1 249 485	737 386	18 644 321
6002400000	Knit/croch fbrcs;weight>5% of elastomeyarn,no rubber thread, oth	890 276	7 911 690	4 417 259	42 670 936
6002900000	Knit/croch fbrcs;weight<5% of elastomeyarn,no rubber thread, oth	1 699 372	16 698 113	17 403 147	180 087 618
6003100000	Knit/croc fbrcs of wool/fine animalhair, width<=30cm oth than 60C	27	10 373	567	99 475
6003200000	Knit/crocheted fabrics of cottonwidth<=30cm oth than 60.01/60.0	149 270	2 085 098	1 223 849	19 653 453
6003300000	Knit/crocheted fabrics of syntheticfibr, width<=30cm oth than 600	22 164	153 702	271 708	1 962 044
6003400000	Knit/crocheted fabrics of artificialwidth<=30cm oth than 60.01/60	743	20 106	18 007	392 788
6003900000	Othr knit/croc fabrics, width<=30cmoth than 60.01/60.02	20 527	283 550	103 281	2 465 156
6004101000	Knitted swimwear fabric;weight 80%synth yarn; 20% elastic yarn	617 885	6 303 736	5 583 499	55 831 798
6004109000	Warp knit fabric, width<=30cmcon.>20%, oth thn of heading 60	1 195 160	8 801 262	7 204 729	66 074 910
6004900000	Othe knitted/crocheted fabrics; width<=30cm othe than of headin	310 685	2 884 557	4 237 206	36 793 428
6005210000	Warp knit fabrics of cotton othe thanof heading 60.01-60.04	16 317	446 742	122 196	3 944 395
6005220000	Dyed warp knit fabrics of cotton othethan of heading 60.01-60.04	11 466	565 660	186 121	4 835 150
6005230000	Warp knit fabrics of yarn of diff coloroth than of heading 60.01-60	68 275	1 027 379	380 534	9 189 326
6005240000	Printed warp knit fabrics of cotton oththan of heading 60.01-60.04	11 792	176 293	178 590	2 471 713
6005311000	Wrp knit fbrc,of synthtc,bleach/no,swimwvr,of polyester&polybu	28 752	439 014	256 278	4 127 953
6005319000	Wrp knit fbrc,of synthtc,bleach/no,oth thn swimwvr,of polystr&pol	375 091	2 883 638	3 768 259	24 457 055
6005321000	Warp knit fbrc,of synthtc,dyed,swimwvr,of polyester&polybutyle	34 799	273 280	405 881	2 675 358
6005329000	Warp knit fbrc,of synthtc,dyed,oth thn swimwvr,of polystr&polybu	248 054	2 176 579	2 865 193	23 456 848
6005331000	Wrp knit fbrc,of synthtc,yarn diff cls,swimwvr,of polyester&polyb	0	1 264	0	16 617
6005339000	Wrp knit fbrc,of synthtc,yarn diff cls,oth thn swimwvr,of polystr&p	102 676	956 868	1 451 337	13 399 126
6005341000	Warp knit fbrc,of synthtc,printed,swimwvr,of polyester&polybut	10 011	16 181	109 085	162 959
6005349000	Warp knit fbrc,of synthtc,printed,oth thn swimwvr,of polystr&poly	3 274	43 705	44 439	530 130
6005410000	Warp knit fabrics of artifcl fibres ofthan of heading 60.01-60.04	0	20 011	0	54 873
6005420000	Dyed warp knit fabrics of artifcl fibroth than of heading 60.01-60.(31 118	183 051	359 000	1 942 929
6005430000	Warp knit fbrc of artfcl fbrcs yarn ofdiff cls,oth than of heading 60.C	0	1	0	2
6005900000	Oth warp knit fabrics oth than ofheading 60.01-60.04	129 029	2 472 669	1 241 175	18 759 735
6006100000	Oth knit/crochtd fbrcs of wool/fineanimal hair oth than of head 6C	54 504	426 442	581 850	4 200 479
6006210000	Oth knit/crochtd fbrcs of cottonoth than of heading 60.01-60.04.	163 261	822 816	1 616 656	8 137 465
6006220000	Oth dyed knit/crochtd fbrcs of cottonoth than of heading 60.01-6C	3 447 734	40 307 689	30 403 732	371 854 074
6006230000	Oth knit/crochtd fbrcs of yarn of difcolor oth than of heading 60.0	29 000	113 462	183 492	803 195
6006240000	Oth printed knit/crochtd fbrcs ofcotton oth than of heading 60.01-	64 680	655 471	702 043	6 757 417
6006311000	Oth warp knit fbrcs of nylon fibr meshfor as a backng material for	3 090	49 557	22 121	393 376
6006319000	Oth warp knit fbrcs of oth than ofheading 60.01-60.04.	205 457	3 761 632	2 732 095	44 814 354
6006321000	Dyed nylon fibre mesh for use as backngmat for mosaic tiles oth th	101 746	1 557 357	1 103 501	14 318 823
6006329000	Oth dyed nylon fibres material formosaic tiles oth than head of 60	426 599	4 854 453	4 069 005	44 889 267
6006330000	Oth knittd/crochetd fbrc synthtc,of yarn of diff colors	6 116	133 166	64 313	1 384 196
6006340000	Oth knittd/crochetd fbrc synthtc,printed	10 135	442 116	182 231	4 935 793
6006410000	Oth warp knit fabrics of artificialfibres oth than of heading 60.01-6	0	25	0	609
6006420000	Oth dyed warp knit fabrics of artifi-cial fibres oth than of head 60.(192 535	1 913 638	2 728 584	17 104 186
6006430000	Oth warp knit fabrics of yarn of difffcolor oth than of heading 60.01	1 191	20 167	11 066	135 237
6006440000	Oth warp knit fabrics of artificialfibres printed oth than of head 60	36 307	87 517	163 102	529 199
6006900000	Oth warp knit fabrics oth than of artcial fibres oth than of head 60	379 682	4 457 310	3 096 833	33 953 603
6101200000	Male's wear of cotton oth than ofhead 61.03	25 620	251 233	375 059	2 843 052
6101300000	Male's wear of man-made oth thanof head 61.03	533	4 047	17 431	176 829
6101900000	Male's wear of oth textile materialoth than of head 61.03	107	6 484	2 351	154 625
6102100000	Female's wear of wool/fine animalhair knitted/crocheted oth than	11	396	820	26 467
6102200000	Female's wear of cotton,knitted/crocheted oth than of head 6104	196	3 426	8 719	128 255
6102300000	Female's wear of man-made fibres,knitted/crocheted oth than of I	108	1 261	5 075	65 158

I.3. IMPOR MENURUT KOMODITI / IMPORT BY HS COMMODITY
***** NOVEMBER/NOVEMBER 2011 *****

HS	Uraian Komoditi Commodity Description	Berat Bersih / Net Weight (Kg)		Nilai / Value C.I.F (US\$)	
		Bulan ini Current Month	Kumulatif Cum.Jan. to date	Bulan ini Current Month	Kumulatif Cum.Jan. to date
6102900000	Female's wear of oth textile materials, knitted/crocheted oth than	826	23 940	6 833	71 141
6103100000	Mens/boys suits(oth thn swimwr)knitted/crocheted	2 150	8 132	16 502	51 243
6103220000	Male' ensembles of cotton	0	1 847	0	30 692
6103230000	Male' ensembles of synthetic fibres	0	1	0	50
6103290000	Men/boy ensembl of oth textls matrsl(oth thnswimwr)knitt/croch	23	55 136	55	460 452
6103310000	Male's jackets & blazers of wool/fineanimal hair	25	300	1 771	21 707
6103320000	Male's jackets & blazers of cotton	2 008	15 609	26 234	288 547
6103330000	Male's jackets & blazers of syntheticfibres	840	9 140	27 237	320 371
6103391000	Male's jackets & blazers of ramie,linenor silk	929	2 936	4 550	7 897
6103399000	Male's jackets & blazers of oth textilmaterials	2 943	89 041	22 210	1 422 878
6103410000	Male's trousers,bib&brace overall,breeches&shorts of wool/fine a	0	127	0	15 636
6103420000	Male's trousers,bib&brace overall,breeches&shorts of cotton	3 033	60 782	52 595	853 176
6103430000	Male's trousers,bib&brace overall,breeches&shorts of synthetic fil	3 262	18 603	106 285	715 248
6103490000	Men/boy trousr,bib&brace overll,breech&short of oth textl matr,l	348	1 969	31 307	83 364
6104130000	Female's suits of synthetic fibres	2 036	11 443	7 983	43 825
6104192000	Women/girl suits,of cotton synthtcfibres,of oth textl matr,knitt/cr	9 851	50 638	27 780	186 309
6104199000	Female's suits of oth textile material	8 824	113 583	95 941	733 500
6104220000	Female's ensembles of cotton	1	4 793	19	12 909
6104230000	Female's ensembles of synthetic fibres	0	1 888	0	151 184
6104290000	Womens/girls ensembles,of oth textl matr,knitted/crocheted	1	88	414	2 119
6104310000	Female's jackets & blazers of wool/fine animal hair	3	35	1 338	7 316
6104320000	Female's jackets & blazers of cotton	10 061	29 396	34 197	276 997
6104330000	Female's jackets & blazers of syntheticfibres	341	3 915	13 549	159 412
6104390000	Women/girl jackets&blazers,of oth textl matr,knitt/crochet	126	1 348	4 084	56 406
6104410000	Dresses of wool/fine animal hair, knitted/crocheted	131	797	14 007	92 405
6104420000	Dressed of cotton	13 785	169 853	99 770	1 357 799
6104430000	Dressed of synthetic fibres	49 711	325 455	227 705	1 742 498
6104440000	Dressed of artificial fibres	1 426	18 242	63 992	1 145 533
6104490000	Dresses of other textile materials	617	54 430	8 897	322 028
6104510000	Female's skirts & divided skirt of woolor fine animal hair	0	36	0	3 325
6104520000	Female's skirts & divided skirts ofcotton	1 723	39 978	20 461	235 034
6104530000	Female's skirts & divided skirts ofsynthetic fibres	12 856	87 719	53 540	442 070
6104590000	Women/girl skirts&devided skirts,of oth textl matr,knitt/crochet	1 135	92 102	35 167	875 077
6104610000	Female's trousers, bib & brace overallsbreeches & shorts of fine ar	2	77	413	8 491
6104620000	Female's trousers, bib & brace overallsbreeches & shorts of cottor	273 800	1 542 766	658 913	4 467 655
6104630000	Female's trousers, bib & brace overallsbreeches & shorts of synthe	73 989	559 252	235 072	1 926 686
6104690000	Womn/girl trousr,bib&brace overll,brh&short f oth textl matr,knit	1 182	60 352	54 909	602 372
6105100000	Male's wear of cotton, knitted/crocheted	155 942	1 212 384	715 235	8 046 487
6105201000	Male's wear of synthetic fibres, knittedor crocheted	1 367	27 630	53 400	1 200 737
6105202000	Male's wear of artificial fibres, knitteor crocheted	67	419	4 052	27 106
6105900000	Men/boy shirts of oth textls matrsl,knitt/crochet	2 193	29 280	10 763	275 661
6106100000	Female's wear of cotton, knitted/crocheted	105 745	1 430 929	542 925	9 576 825
6106200000	Female's wear of man-made, knittedor crocheted	111 356	727 570	948 237	6 827 628
6106900000	Womn/girl blous,shirt&shirtblous,oth textl matr,knitt/crocht	63 356	1 005 711	279 505	5 680 334
6107110000	Male's underpants & briefs of cotton	27 893	172 233	234 300	2 222 021
6107120000	Male's underpants & briefs of man-madefibres	4 283	11 988	66 120	344 609
6107190000	Male's underpants & briefsof oth textls matrsl	2 263	11 554	15 858	72 551
6107210000	Male's nightshirts & pyjamas of cotton	23 582	62 763	88 599	298 768
6107220000	Male's nightshirt & pyjama of man-madefibres	0	1 922	0	5 037
6107290000	Male's nightshirt&pyjamasof oth textls matrsl	0	7 975	0	31 692
6107910000	Oth wear articles of cotton	3	351 046	114	782 661
6107990000	Oth wear male of oth textls matrsl	1 713	3 950	4 420	17 572
6108110000	Female's slips & petticoats of man-made fibres	136	1 415	7 569	63 021
6108193000	Female's slips & petticoats of cottonof oth textls matrsl	0	6 832	0	10 174
6108199090	Female's slips & petticoats oth thnsilk, of oth textls matrsl	76	1 287	1 746	57 178
6108210000	Briefs & panties of cotton	351 600	1 915 943	909 691	6 094 198
6108220000	Briefs & panties of man-made fibres	13 754	232 927	70 838	1 674 932
6108290000	Female's brief&pantie,knitt/crochetof oth textls matrsl	4 289	1 169 749	22 878	2 930 205
6108310000	Nightdresses & pyjamas of cotton	38 985	127 213	129 241	580 173
6108320000	Nightdresses & pyjamas of man-madefibres	23 314	88 827	60 457	288 829
6108390000	Female nightdress&pyjama,of othtextls matrsl,knitt/crochet	21	31 744	1 221	254 567
6108910000	Neglignes, bathrobes, dressing gowns ofcotton	238	1 750	4 526	34 090
6108920000	Neglignes, bathrobes, dressing gowns ofman-made fibres	90	6 054	5 696	249 807
6108990000	Oth female wear,of oth textl matr,knitted/crocheted	0	183	0	3 716
6109101000	Men/boys't-shirts, singlets & othvests, knitted/crocheted of cottor	139 573	565 366	935 959	7 864 100
6109102000	Women/girls't-shirts,singlets & othvests, knitted/crocheted of cot	73 578	703 197	593 336	9 124 946
6109901000	Men/boys't-shirts,singlets & oth vestsknit./crocheted of ramie, lin	20	3 019	934	40 601
6109902000	Men/boys't-shirts,singlets & oth vestsknitted/crocheted of oth ma	15 364	109 855	700 612	5 159 129
6109909000	T-shirt,singlet&oth vest,knitte/crochet,of oth txtl mtrl,oth thn f rar	25 254	370 732	229 318	3 086 977
6110110000	Jerseys,pullovers, cardigans, waistcoatof wool	887	87 744	62 588	1 793 755
6110120000	Jerseys,pullovers, cardigans, waistcoatof kashmir (cashmere) goat:	17	275	556	26 162

I.3. IMPOR MENURUT KOMODITI / IMPORT BY HS COMMODITY
***** NOVEMBER/NOVEMBER 2011 *****

HS	Uraian Komoditi Commodity Description	Berat Bersih / Net Weight (Kg)		Nilai / Value C.I.F (US\$)	
		Bulan ini Current Month	Kumulatif Cum.Jan. to date	Bulan ini Current Month	Kumulatif Cum.Jan. to date
6110190000	Jerseys,pullovers, cardigans, waistcoatof oths wool/fine animal ha	0	242	0	10 794
6110200000	Jerseys,pullovers, cardigans, waistcoatof cotton	16 011	104 550	328 334	4 071 375
6110300000	Jerseys,pullovers, cardigans, waistcoatof man-made fibres	10 028	87 629	363 646	3 709 093
6110900000	Jersey,pullover,cardign,waistcoat&similararticle,knitt/crochet,of oth	376	5 923	15 687	384 440
6111200000	Babie garment&clothing accessorie,knitt/crochet,of cotton	12 752	122 087	227 929	2 600 980
6111300000	Babie garment&clothing accessorie,knitt/crochet,of synthtc fibres	1 338	21 424	9 339	104 084
6111900000	Babie garment&clothing accessorie,knitt/crochet,of oth txtl mtrl	1	5 448	22	15 689
6112110000	Track suits of cottonknitted/crocheted	0	1 139	0	16 204
6112120000	Track suits of synthetic fibresknitted/crocheted	60	294	1 252	7 252
6112190000	Track suits of oth txtl mtrl,knitted/crocheted	1	177	8	4 062
6112200000	Ski suitsknitted/crocheted	0	20	0	816
6112310000	Male's swimwear,of synthtc fibr,knitted/crocheted	1 116	14 401	33 565	573 860
6112390000	Male's swimwear,of oth txtl mtrl,knitted/crocheted	141	574	3 800	17 789
6112410000	Female swimwear,of synthtc fibr,knitted/crocheted	2 071	30 818	90 555	1 428 928
6112490000	Female swimwear,of oth txtl mtrl,knitted/crocheted	19	3 860	738	72 533
6113001000	Diver wetsuit,made up of knitt/cochet,fabrics of heading 5903, 59	167	1 577	2 308	102 674
6113002000	Protective/safety garmnt fr worker,made-up of knitt/cochet,head !	6 277	44 539	26 077	196 831
6113009000	Oth garment,made up of knitt/crochetfabrics of heading 5903,590	8 181	79 142	99 627	940 132
6114200000	Oth garments, knitted/crocheted ofcotton	883	4 124	17 206	179 931
6114300000	Oth garments, knitted/crocheted ofof man-made fibres	204	11 589	11 328	530 463
6114900000	Oth garments, knitted/crocheted ofof oth textile materials	480	10 368	5 521	94 934
6115100000	Panty hose & tights of graduatedcompression hosiery	4	156	90	4 410
6115210000	Panty hose & tights of synthetic fibres,single yarn<67 decitex, elas	3 069	10 499	49 714	129 456
6115220000	Panty hose & tights of synthetic fibres,single yarn<67/>67 decitex,	69	16 150	1 977	100 100
6115291000	Stockings,socks,sockettes of cottonsingle yarn<67 decitex, elastic/	59	2 866	2 821	51 044
6115299000	Panty hose & tights of oth than cottonelasticated/rubberised	3 749	27 139	10 571	147 393
6115301000	Women's full-length,knee-length hosieryof cotton, single yarn < 67	0	679	0	16 845
6115309000	Women's full-length,knee-length hosieryof oth than cotton, single	5 671	13 635	5 879	40 950
6115940000	Oth stockings,socks, of wool/fineanimal hair,single yarn < 67 decit	23	460	1 188	16 661
6115950000	Oth stockings,socks, of cotton,single yarn < 67 decitex	6 159	88 377	94 336	1 323 864
6115960000	Oth stockings,socks,sockettes ofsynthetic fibres,single yarn < 67 di	3 629	105 629	71 834	681 795
6115990000	Oth stockings,socks,sockettes of othtextile materials, single yarn<t	18 035	67 197	59 766	623 948
6116100000	Gloves,mittens, mitts, knitted,croch.impregn., coated/covered pla	25 866	139 171	195 346	1 508 209
6116910000	Gloves,mittens,of wool/fine animal hairknit. not impregn.coat.pla:	28	951	1 164	32 633
6116920000	Gloves,mittens,of cotton knitted,croch.not impregnated coated pl	12 383	66 401	39 683	172 074
6116931000	Gloves,mittens,of synthetic fibresknit.not impregn.coat.plastics/ru	1 672	1 677	819	1 127
6116939000	Gloves,mittens,of oth th synthetic fibrsknit.not impregn.coat.plasti	13 301	81 213	138 680	830 831
6116990000	Gloves,mittens,of oth textile materialsknit.not impregn.coat.plasti	207	9 801	3 866	84 123
6117101000	Shawls, scarves, mufflers, mantillas,& the like of cotton	34	2 537	1 056	43 999
6117109000	Shawls, scarves, mufflers, mantillas, & the like of oth textile materi	2 065	62 386	79 534	586 442
6117801100	Ties, bow ties & cravats of wool/fineanimal hair	6	6	392	392
6117801900	Ties, bow ties & cravats of oth thanwool/fine animal hair	1 432	6 731	23 264	256 440
6117809000	Oth access of oth than wool/fineanimal hair	41 701	337 766	773 901	5 771 724
6117900000	Oth parts of garment	64 233	515 219	803 957	5 077 118
6201110000	Men/boys'overcoats,raincoats,car-coats,cloaks of wool/fine anim:	168	1 956	10 671	128 739
6201120000	Men/boys'overcoats,raincoats,car-coats,cloaks of cotton	76	9 427	5 451	274 676
6201130000	Men/boys'overcoats,raincoats,car-coats,cloaks of man-made fibre	619	70 531	39 159	540 618
6201190010	Men/boys'overcoats,raincoats,car-coatscapes,cloaks of silk	0	804	0	109 835
6201190020	Men/boys'overcoats,raincoats,car-coatscapes,cloaks of ramie	0	377	0	460
6201190090	Men/boys'overcoats,raincoats,car-coats,cloaks of oth man-made f	10 351	97 284	58 666	915 485
6201910000	Men/boys' anorak, wind-cheaters/jacketsof wool/fine animal hair	133	552	7 329	30 741
6201920000	Men/boys' anorak, wind-cheaters/jacketsof cotton	333	10 708	15 661	377 338
6201930010	Men/boys' anorak, wind-cheaters/jacketsof batik	32	297	1 999	17 878
6201930090	Men/boys' anorak, wind-cheaters/jacketsof oth man-made fibres	2 989	18 973	50 932	604 173
6201990010	Men/boys' anorak, wind-cheaters/jacketsof silk	0	181	0	489
6201990090	Men/boys' anorak, wind-cheaters/jacketsof oth textile materials	742	1 569	51 853	102 732
6202110000	Women/girls'overcoats,raincoats, car-coats, capes of wool/fine an	734	4 265	54 820	340 506
6202120000	Women/girls'overcoats,raincoats, car-coats, capes of cotton	80	4 309	4 576	269 062
6202130010	Women/girls'overcoats,raincoats, car-coats, capes of batik	0	1	0	69
6202130090	Women/girls'overcoats,raincoats, car-coats, capes of oth man-ma	1 322	10 374	91 955	534 703
6202190020	Women/girls'overcoats,raincoats, car-coats, capes of ramie	900	916	41 960	43 992
6202190090	Women/girls'overcoats,raincoats, car-coats, capes of oth textile m	0	5 016	0	433 940
6202910000	Women/girls'anorak,wind-cheater/jacketsof wool/fine animal hair	91	766	6 916	41 832
6202920000	Women/girls'anorak,wind-cheater/jacketsof cotton	637	5 354	6 009	265 705
6202930090	Women/girls'anorak,wind-cheater/jacketsof oth man-made fibres	1 141	7 372	58 772	316 118
6202990090	Oth famale wear,of oth txtl matr,oth thn silk & ramie	0	164	0	9 216
6203110000	Men/boys'suits of wool/fine animalhair	0	219 471	0	456 878
6203120000	Men/boys' suits of synthetic fibres	166	13 614	1 328	176 206
6203191000	Men/boys' suits of cotton	1 506	16 450	11 108	89 117
6203199010	Male's suits, of oth txtl matr,of silk,oth thn cotton	0	2	0	1 079
6203199090	Male's suits, of oth txtl matr,oth thn silk&ramie,oth thn cotton	9 443	13 582	18 625	52 556

I.3. IMPOR MENURUT KOMODITI / IMPORT BY HS COMMODITY
***** NOVEMBER/NOVEMBER 2011 *****

HS	Uraian Komoditi Commodity Description	Berat Bersih / Net Weight (Kg)		Nilai / Value C.I.F (US\$)	
		Bulan ini Current Month	Kumulatif Cum.Jan. to date	Bulan ini Current Month	Kumulatif Cum.Jan. to date
6203220000	Men/boys' ensembles of cotton	7	7 746	195	18 939
6203230000	Men/boys' ensembles of synthetic fibres	0	3	0	17
6203290090	Male's ensembles, of oth textl matr, oth than silk & ramie	27	488	911	15 905
6203310000	Men/boys' jackets & blazers of wool fine animal hair	433	87 028	23 116	799 522
6203320000	Men/boys' jackets & blazers of cotton	25 613	275 869	85 514	1 409 359
6203330000	Men/boys' jackets & blazers of syntheticfibres	14 600	123 864	90 470	1 098 922
6203390010	Male jackt&blazr, of oth textl matr, of silk	5	80	176	7 483
6203390020	Male jackt&blazr, of oth textl matr, of ramie	0	9	0	1 736
6203390090	Male jackt&blazr, of oth textl matr, oth than silk & ramie	4 585	13 156	22 377	304 684
6203410000	Trousr, bib&brace overll, breech&short, of wool/fine animal hair, m	180	5 340	11 152	369 320
6203421000	Men/boys' bib & brace overalls of cotton	1 803	4 266	7 425	74 833
6203429000	Men/boys' trousers of cotton	274 773	3 038 913	1 188 787	20 921 042
6203430000	Trousr, bib&brace overll, breech&short, of synthtc fibres, male wear	4 844	77 960	187 576	2 294 779
6203490010	Trousr, bib&brace overll, breech&short, of oth txtl mtrl, of silk, for m	0	19	0	1 645
6203490090	Trousr, bib&brace overll, breech&short, of oth txtl mtrl, oth thn ram	7 705	84 047	30 582	1 171 979
6204110000	Women/girls' suits of wool/fine animal hair	0	24	0	2 724
6204120000	Women/girls' suits of cotton	18 323	79 194	46 157	327 830
6204130000	Women/girls' suits of synthetic fibres	1 512	7 117	5 201	34 649
6204190010	Female suit, of oth textl matr, oth thn swimwear, of silk	1	19	4	3 962
6204190020	Female suit, of oth textl matr, oth thn swimwear, of ramie	0	1	0	9
6204190090	Female suit, of oth textl matr, oth thn swimwear, oth than silk & ra	9 150	52 579	57 509	221 105
6204220000	Women/girls' ensembles of cotton	1 712	1 866	2 856	3 201
6204230000	Women/girls' ensembles of syntheticfibres	1 800	1 801	7 222	7 260
6204290090	Female ensembl, of oth textl matr, oth thn swimwear, of silk&ramie	6	12 105	570	28 014
6204310000	Women/girls' jackets & blazers of wool/fine animal hair	218	1 694	17 859	169 911
6204320000	Women/girls' jackets & blazers of cotton	4 002	31 607	29 377	731 024
6204330000	Women/girls' jackets & blazers of synthetic fibres	6 060	21 715	55 891	946 668
6204390010	Female jackt&blazr, of oth txtl mtrl, oth thn swimwear, of silk	3	220	395	22 446
6204390020	Female jackt&blazr, of oth txtl mtrl, oth thn swimwear, of ramie	0	37	0	4 624
6204390090	Female jackt&blazr, of oth txtl mtrl, oth thn swimwear, of silk&ramie	398	8 233	22 112	563 353
6204410000	Dresses of wool/fine animal hair not knitted/crocheted	122	8 037	11 660	88 136
6204420000	Dresses of cotton	18 098	336 016	123 466	2 953 462
6204430000	Dresses of synthetic fibres	44 588	247 232	410 498	3 344 940
6204440000	Dresses of artificial fibres	2 349	26 667	108 633	1 372 648
6204490010	Female dresses, of oth textl matr, oth thn swimwear, of silk	251	2 718	40 892	411 347
6204490020	Female dresses, of oth textl matr, oth thn swimwear, of ramie	0	58	0	7 576
6204490090	Female dresses, of oth textl matr, oth thn swimwear, of silk&ramie	4 789	19 289	30 828	618 683
6204510000	Skirts & divided skirts of wool/fine animal hair	166	5 580	11 485	53 993
6204520000	Skirts & divided skirts of cotton	14 285	222 386	69 272	1 856 321
6204530000	Skirts & divided skirts of syntheticfibres	12 712	90 866	121 610	1 124 989
6204590010	Feml skirt&dvde skrt, oth txtl mtrl, oth thn swimwear, of silk	2	313	889	41 161
6204590020	Feml skirt&dvde skrt, oth txtl mtrl, oth thn swimwear, of ramie	0	2	0	80
6204590090	Feml skirt&dvde skrt, oth txtl mtrl, oth thn swimwear, of silk&ramie	723	20 958	19 487	531 510
6204610000	Women/girls' trousers, bib&brace overall breeche, short of wool/fir	33	587	3 900	81 610
6204620000	Women/girls' trousers, bib&brace overall breeches, shorts of cottor	121 639	1 604 282	867 216	13 748 155
6204630010	Women/girls' trousers, bib&brace overall breeches, shorts of batik	0	135	0	5 289
6204630091	Women/girls' flyers coveralls	0	8	0	225
6204630099	Oth women/girls' flyers coveralls	13 299	110 342	127 205	1 572 471
6204690010	Trousr, bib&brace overll, breech&short, of oth txtl mtrl, of silk, for w	20 933	23 427	79 169	157 006
6204690020	Trousr, bib&brace overll, breech&short, of oth txtl mtrl, of ramie, for	0	33 044	0	266 047
6204690090	Trousr, bib&brace overll, breech&short, of oth txtl mtrl, oth thn silk&	173 001	572 867	1 074 208	3 333 564
6205200000	Men/boys' shirts of cotton	13 381	302 452	478 829	8 709 229
6205300000	Men/boys' shirts of man-made fibres	919	34 816	23 287	541 720
6205900010	Male's shirts, of oth textl matr, of silk	43	90	2 203	6 617
6205900020	Male's shirts, of oth textl matr, of ramie	0	9	0	1 301
6205900090	Male's shirts, of oth textl matr, oth thn silk&ramie	8 249	205 657	17 342	1 456 294
6206100000	Women/girls' blouses, shirts & shirts-blouses of silk/silk waste	562	7 706	47 634	667 986
6206200000	Women/girls' blouses, shirts & shirts-blouses of wool/fine animal I	0	43 962	0	111 256
6206300000	Women/girls' blouses, shirts & shirts-blouses of cotton	45 788	441 047	396 577	6 600 439
6206400000	Women/girls' blouses, shirts & shirts-blouses of man-made fibres	23 958	288 399	436 665	5 401 460
6206900010	Female's wear, of oth textl matr, of silk	7	2 903	3 537	345 026
6206900020	Female's wear, of oth textl matr, of ramie	0	34	0	4 381
6206900090	Female's wear, of oth textl matr, oth thn silk&ramie	13 216	289 202	57 635	1 684 692
6207110000	Men/boys' underpants & briefs of cotton	220	3 967	1 465	101 721
6207190000	Men/boys' underpants & briefs of oth textile materials	11	383	229	16 895
6207210000	Men/boys' nightshirts & pyjamas of cotton	113	11 708	2 624	60 230
6207220000	Men/boys' nightshirts & pyjamas of man-made fibres	0	136	0	5 214
6207290010	Male night shirt&pyjam, f oth txtl mtrl, of silk	4	19	85	1 434
6207290090	Male night shirt&pyjam, f oth txtl mtrl, oth thn silk&ramie	11	4 667	108	29 543
6207910000	Oth male wear, of cotton	131	10 901	5 219	79 798
6207990000	Oth male wear, of oth textl matr	4	411	16	3 159

I.3. IMPOR MENURUT KOMODITI / IMPORT BY HS COMMODITY
***** NOVEMBER/NOVEMBER 2011 *****

HS	Uraian Komoditi Commodity Description	Berat Bersih / Net Weight (Kg)		Nilai / Value C.I.F (US\$)	
		Bulan ini Current Month	Kumulatif Cum.Jan. to date	Bulan ini Current Month	Kumulatif Cum.Jan. to date
6208110000	Women/girls' slips & petticoats of man-made fibres	32	744	657	7 891
6208190090	Female slip&petticoat,of oth textlmtr,oth thn silk&rami	109	4 206	1 109	44 722
6208210000	Women/girls' nightdresses & pyjamas of cotton	2 936	65 636	18 994	232 934
6208220000	Women/girls' nightdresses & pyjamas of man-made fibres	6 087	47 162	16 969	127 743
6208290010	Female nightdress&pyjam,of oth textlmtr,of silk	0	119	0	7 378
6208290090	Female nightdress&pyjam,of oth textlmtr,oth thn silk&rami	0	743	0	2 778
6208911000	Panties of cotton	10 383	119 071	22 755	329 224
6208919000	Women/girls' singlets of cotton	2 104	10 410	17 984	84 103
6208920000	Female wear of man-made fibres	1 533	8 484	4 901	124 260
6208991000	Female wear of oth textl matr,of wool or fine animal hair	0	41 389	0	103 157
6208999000	Female wear of oth textl matr,oth thn wool/fine animal hair	2	3 137	5	32 408
6209202000	Babies' t-shirts,shirts,pyjamas, napkins(diapers),& similar articles c	321	12 780	10 688	221 594
6209209010	Babie garmnt&cloth accessri,of cotton,oth wear,suit,pant&similr a	316	12 925	6 733	363 971
6209209090	Babie garmnt&cloth accessri,of cotton,oth wear,oth thn suit,pant&	515	6 048	15 890	228 522
6209301000	Babies' suits, pants & similar articles of synthetic fibres	5	2 313	314	21 482
6209302000	Babies' t-shirts,shirts,pyjama, napkins& similar articles of synthetic	69	1 469	2 532	32 263
6209303000	Babies clothing access of synthetic fibers	210	3 253	4 423	57 384
6209900000	Gabies garment&clothing accessries,of oth textiles materials	24	42 966	1 169	179 455
6210101000	Garmnt,made up of fabr of head 5602or 5603,protective works g	1	2 626	4	52 202
6210109000	Garmnt,made up of fabr of head 5602or 5603,oth thn protective	113	4 127	3 057	67 348
6210201000	Oth garmnt of subhead 620111-620119,protective works garment	88	13 505	12 740	116 501
6210209000	Oth garmnt of subhead 620111-620119,oth thn protective work g;	122	28 779	9 350	252 306
6210301000	Oth garmnt of subhead 620211-620219,protective works garment	17	57	455	2 356
6210309000	Oth garmnt of subhead 620211-620219,oth thn protective work g;	138	11 415	2 486	104 477
6210400000	Oth male garmnt,made up of fabr of head 5602;5603;5903;5906;!	880	44 758	51 496	729 144
6210500000	Oth female garmnt,made up of fabr of head 5602;5603;5903;590!	2 457	39 317	65 317	663 737
6211110010	Men/boys' swimwear of batik	17	17	1 246	1 246
6211110090	Men/boys' swimwear of oth than batik	792	12 988	24 769	381 413
6211120090	Women/girls' swimwear of oth than batik	1 080	5 110	36 418	161 235
6211320000	Men/boys' track suits of cotton	140	90 649	5 700	184 610
6211330000	Oth garments, mens/boys,of man-made fibres	263	1 142	3 809	42 068
6211390000	Oth garments, mens/boys,of oth textile materials	25	278	542	14 147
6211410000	Oth garments, women/girls,of wool or fine animal hair	15	39	907	3 312
6211420000	Oth garments, womens/girls,of cotton	274	20 760	3 214	247 902
6211431000	Women/girls' surgical gowns of man-made fibres	0	15	0	39
6211439000	Oth garmnt,males,of man-made fibres,oth than surgical gowns	655	74 407	13 107	617 102
6211490000	Oth garmnt,males,of oth textiles materials	172	2 706	9 497	135 553
6212101000	Brassieres of cotton	6 078	86 915	22 997	499 859
6212109000	Brassieres of oth textile materials	477 264	3 695 519	2 284 396	19 794 126
6212201000	Girdles & panty-girdles of cotton	2	30	5	735
6212209000	Girdles & panty-girdles of oth textile materials	4 609	30 432	71 552	634 908
6212309000	Corselettes of oth textile materials	3 319	33 230	49 377	605 972
6212901000	Suspenders, garters of cotton	7	4 763	217	55 988
6212909000	Suspenders, garters of oth textile materials	66 264	604 059	1 144 915	12 957 653
6213200090	Handkerchiefs, of cotton oth than batik	339	71 094	8 394	264 562
6213900099	Handkerchiefs of oth textile materials,oth thn of silk&batik	13	65	659	3 532
6214100010	Shawls, scarves, mufflers, mantillas,veils'batik of silk/silk waste	30	168	466	7 837
6214100090	Shawls, scarves, mufflers, mantillas,veils'not batik of silk/silk waste	67	2 239	15 511	337 491
6214200000	Shawl,scarve,muffler,mantilla,veils &the like, of wool/fine animals	66	18 723	6 880	135 540
6214300090	Shawls, scarves, mufflers, mantillas,veils' not batik of synthetic fibr	20 712	575 589	91 782	1 785 538
6214400090	Shawls, scarves, mufflers, mantillas,veils' not batik of artificial fibr	525	6 121	18 762	315 016
6214900010	Shawls, scarves, mufflers, mantillas,veils' batik of textile materials	0	38	0	210
6214900090	Shawls, scarves, mufflers, mantillas,veils'not batik of oth textile m;	10 136	72 223	83 065	587 399
6215100010	Ties, bow ties & cravats' batik of silk or silk waste	0	3	0	512
6215100090	Ties, bow ties & cravats' not batik of silk/silk waste	211	3 148	12 598	267 666
6215200010	Ties, bow ties & cravats' batik of man-made fibres	0	11	0	222
6215200090	Ties, bow ties & cravats' not batik of man-made fibres	7 406	20 633	142 562	418 164
6215900090	Ties, bow ties & cravats of oth textiles materials, oth thn batik	48	187	2 655	10 918
6216001000	Protective work gloves, mittens & mitts	1 564	39 088	23 299	434 661
6216009100	Oth gloves, mittens of wool/fine animal hair	0	1 134	0	4 716
6216009200	Oth gloves, mittens of cotton, oth than subheading 6216.00.10	29	4 944	689	33 274
6216009900	Oth gloves, mittens of oth textile materials	5 098	131 161	35 105	886 662
6217100000	Accessories of clothing access oth than of heading 62.12	77 415	764 881	1 344 156	15 779 733
6217900000	Parts of clothing access oth than of heading 62.12	84 440	653 325	1 938 050	14 129 354
6301100000	Electric blankets	35	4 675	797	68 601
6301200000	Blankets not electric and travelling rugs, of wool/fine animal hair	0	30 407	0	361 493
6301300000	Blankets not electric and travelling rugs, of cotton	12 205	659 196	102 288	1 468 402
6301400010	Blankt(oth thn elctrc blankt)&travlngrug,of synthc fibr,of nonwov	38	2 916	417	17 969
6301400090	Blankt(oth thn elctrc blankt)&travlngrug,of synthc fibr,oth nonwv	192 247	1 695 449	614 212	3 937 709
6301900010	Oth blankets&travelling rugs,of nonwoven fabrics	0	17	0	69
6301900090	Oth blankets&travelling rugs,oth thn nonwoven fabrics	26 226	92 718	15 781	311 478

I.3. IMPOR MENURUT KOMODITI / IMPORT BY HS COMMODITY
***** NOVEMBER/NOVEMBER 2011 *****

HS	Uraian Komoditi Commodity Description	Berat Bersih / Net Weight (Kg)		Nilai / Value C.I.F (US\$)	
		Bulan ini Current Month	Kumulatif Cum.Jan. to date	Bulan ini Current Month	Kumulatif Cum.Jan. to date
6302100000	Bed linen, knitted/crocheted	8 350	20 113	65 035	164 436
6302210000	Bed linen, printed of cotton	154	127 828	2 430	1 492 561
6302221000	Bed linen, printed of man-made fibres of nonwoven fabrics	0	24	0	102
6302229000	Bed linen, printed of man-made fibres of woven fabrics	4 701	50 610	20 635	399 246
6302290000	Bed linen, printed of oth textile materials	31	20 537	358	75 557
6302310000	Oth bed linen of cotton	5 738	369 294	73 952	2 718 934
6302321000	Oth bed linen of man-made fibres of nonwoven fabrics	13 877	110 234	33 613	282 161
6302329000	Oth bed linen of man-made fibres of woven fabrics	3 654	42 403	43 051	336 407
6302390000	Oth bed linen of oth textile materials	0	14 808	0	7 257
6302400000	Table linen, knitted/crocheted	1 037	4 011	3 716	18 073
6302510010	Oth table linen's batik of cotton	0	31	0	665
6302510090	Oth table linen's not batik of cotton	187	3 975	877	69 180
6302530090	Oth table linen, of man-made fibres other than batik	162	38 929	299	379 616
6302590090	Oth table linen not batik of oth textile materials	0	315	0	7 564
6302600010	Toilet, kitchen linen, of terry towelling/similar terry fabrics batik, of	0	63	0	1 443
6302600090	Toilet, kitchen linen, of terry towelling/similar terry, not batik, of cc	432 508	3 042 399	653 335	5 760 349
6302910010	Oth bed linen batik of cotton	0	1	0	3
6302910090	Oth bed linen not batik of cotton	14 829	572 659	77 589	2 198 745
6302930010	Oth linen, of man-made fibres, batik	0	2	0	5
6302930090	Oth linen, of man-made fibres, oth thn batik	10 785	34 454	78 378	232 965
6302990000	Oth linen, of oth textile materials	113	51 573	4 234	242 095
6303120000	Curtain, blinds, valances, knitted/crocheted of synthetic fibres	2 463	20 037	17 063	142 878
6303191000	Curtain, knitted/crocheted, of oth textile materials, of cotton	0	19	0	1 906
6303199000	Curtain, knitted/crocheted, of oth textile materials, oth thn cotton	55	120 237	817	707 440
6303910000	Curtain not knitted/crocheted of cotton	0	462	0	5 963
6303920000	Curtain not knitted/crocheted of synthetic fibres	398	51 125	2 370	446 568
6303990000	Curtain not knitted/crocheted of oth textile materials	4 242	11 950	25 186	73 047
6304110000	Bedsprads, knitted/crocheted	0	2	0	95
6304191090	Oth furnshng artcl, bedsprd, of cotton, oth thn knitt/crochett, oth tl	16 826	124 465	99 530	896 030
6304192090	Oth furnshng artcl, bedsprd, oth nonwvn, oth thn knitt/crochett, oth	0	4 727	0	45 521
6304199010	Oth furnshng artcl, bedsprd, oth thn cttnonwvn knitt/crochett, bat	0	24	0	98
6304930000	Oth furnshng artcl, bedsprd, oth thn cttnonwvn knitt/crochett, oth	23	2 657	98	34 803
6304911000	Oth furnshng artcl, oth thn bedsprd, knitt/crocheted, mosquito nets	5 340	428 557	60 673	2 487 198
6304919000	Oth furnshng artcl, oth thn bedsprd, knitt/crocheted, oth thn mosq	0	1 592	0	5 632
6304920000	Oth furnshng artcl, oth thn bedsprd, not knitt/crochet, of cotton	6	7 581	76	76 125
6304930000	Oth furnshng artcl, oth thn bedsprd, not knitt/crochet, of synthc fibr	960	28 335	1 776	228 225
6304990000	Oth furnshng artcl, oth thn bedsprd, not knitt/crochet, of oth txtl mt	0	2 156	0	17 913
6305101100	Sack&bag, oth bast fibr head 5303, new, of jute	680 737	7 231 075	700 186	8 118 985
6305101900	Sack&bag, oth bast fibr head 5303, new, oth thn jute	543	36 348	1 283	120 249
6305102100	Sack&bag, oth bast fibr head 5303, used, of jute	72 000	1 139 200	9 072	143 541
6305102900	Sack&bag, oth bast fibr head 5303, used, oth thn jute	0	10 530	0	39 096
6305200000	Sacks and bags, of cotton	3 315	45 992	67 693	758 291
6305321000	Flexible intermediate bulk containers of nonwovens	128	1 932	867	21 668
6305322000	Flexible intermediate bulk containers knitted/crocheted	0	36	0	1 736
6305329000	Flexible intermediate bulk containers not knitted/crocheted	5 649	61 687	25 568	280 826
6305331000	Sack, bag of polyethylene/polypropylenestrip knitted/crocheted	0	29 932	0	87 321
6305332000	Sacks, bags of woven fabrics of strip or the like	0	36 980	0	81 324
6305339000	Sack, bag of polyethylene/polypropylenestrip not knitted/crochete	28 171	168 162	67 926	392 822
6305391000	Oth sacks, bags of nonwovens of polyethylene/polypropilene	72	5 000	31	73 460
6305392000	Oth sacks, bags of knitted/crocheted of polyethylene/polypropilene	0	366	0	13 033
6305399000	Oth sacks, bags of not knitted/crocheted of polyethylene/polypropilene	489	3 687	1 457	64 986
6305901000	Sacks and bags, of oth textl matrl, of hemp of heading 53.05	0	19 947	0	47 391
6305902000	Sacks and bags, of oth textl matrl, of coconut (coir) of heading 53.01	0	259	0	497
6305909000	Oth sacks, bags	0	18 112	0	46 875
6306120000	Tarpaulins, awnings & sunblinds of synthetic fibres	460 847	8 141 820	394 725	7 768 140
6306192000	Tarpaulins, awnings & sunblinds of cotton	26	26	993	993
6306199000	Tarpaulins, awnings & sunblinds of oth textile materials :	1 042	63 643	6 754	138 649
6306220000	Tents of synthetic fibres	16 481	234 403	37 450	957 991
6306299000	Tents of oth textile materials other than cotton	4	3 169	55	32 796
6306300000	Sails	0	3	0	371
6306409000	Pneumatic mattresses other than cotton	0	43 644	0	112 969
6306910000	Oth camping goods of cotton	0	44	0	834
6306999000	Oth camping goods of oth textile materials, wovens	0	25 100	0	220 008
6307101000	Floor-cloths, dish-cloths, dusters, cleaning cloths of nonwovens	9	37 933	387	204 862
6307102000	Floor-cloths, dish-cloths, dusters, cleaning cloths of felts	15	1 075	206	11 736
6307109000	Floor-cloths, dish-cloths, dusters, cleaning cloths of not felts, wover	25 435	310 831	285 168	2 716 674
6307200000	Life-jackets and life-belts	56 423	109 557	240 005	779 876
6307903000	Umbrella covers in pre-cut triangular form	349	1 666	4 569	10 662
6307906000	Life harnesses	5 087	31 443	32 229	289 575
6307909000	Oth made up articles	42 456	711 627	587 422	11 011 948
6308000000	Sets consisting of woven fabric & yarn	5 217	63 051	49 396	347 103

I.3. IMPOR MENURUT KOMODITI / IMPORT BY HS COMMODITY
***** NOVEMBER/NOVEMBER 2011 *****

HS	Uraian Komoditi Commodity Description	Berat Bersih / Net Weight (Kg)		Nilai / Value C.I.F (US\$)	
		Bulan ini Current Month	Kumulatif Cum.Jan. to date	Bulan ini Current Month	Kumulatif Cum.Jan. to date
6309000000	Worn clothing & oth worn articles.	8 960	299 225	141 677	1 671 754
6310101000	Used/new rags, sorted	1	55	1	128
6310109000	Scrap twine, cordage, rope and cables worn out articles of those, si	594 660	4 987 526	502 202	5 285 604
6310901000	Used/new rags, unsorted	13	69	15	1 008
6310909000	Scrap twine, cordage, rope and cables worn out articles of those, u	173	19 069	4 257	147 321
6401100000	Waterproof footwear incorp. protectivemetal toe-cap with outer s	31 462	353 629	52 878	630 894
6401920000	Waterproof footwear, covering the anklebut not cover the knee,w	1 461	37 940	2 400	76 809
6401990000	Oth waterproof footwear with outer soleplastic by stitching, rivetin	11 730	131 954	52 825	307 419
6402120000	Ski-boots, cross-country ski footwear & snowboard boot with oute	0	1 185	0	4 172
6402190000	Sports footwear with outer soles,rubberor plastics	162 433	1 425 393	2 420 182	18 288 263
6402200000	Footwear with upper straps/thongs assembled to the sole by mea	381	4 045	5 960	58 113
6402911000	Oth footwear covering the ankle,diving boots	2 486	5 876	17 322	116 228
6402919000	Oth footwear covering the ankle,oth than diving boots	6 252	59 066	30 816	875 578
6402990000	Footwear not covering the ankle withouter soles, rubbers, plastics	2 169 424	23 181 766	5 717 523	58 718 909
6403120000	Ski-boots, cross-country ski footwear & snowboard boot, outer soli	0	4	0	157
6403191000	Sports footwear fitted with studs, bar & the like,foot ball,running,g	0	3 946	0	147 606
6403199000	Sports footwear not fitted with studs,bar & the like	34 867	322 372	812 294	5 941 662
6403200000	Footwear,outer soles of leather, uppersof leather straps accros,ins	2 373	5 905	25 229	163 918
6403400000	Footwear,incorp. a protective metal toecap base/platform of woo	203 364	1 611 809	1 567 731	16 052 257
6403510000	Oth footwear with outer sole of leathercovering the ankle	1 909	12 658	30 998	265 887
6403590000	Oth footwear with outer sole of leatheroth thn covering the ankle	8 361	215 042	61 519	1 107 331
6403910000	Oth footwear covering the ankle	10 607	62 074	117 280	1 123 259
6403990000	Oth footwear oth thn covering the ankle	59 551	776 145	1 273 069	16 159 506
6404111000	Footwear with outer sole f rubbr/plastcsprt footwr fitt w spik, clea	11	3 261	284	120 120
6404119000	Footwear with outer sole f rubbr/plastcsprt footwr fitt w/o spik, cl	56 709	563 263	883 932	6 797 384
6404190000	Sports footwear for oth purposessedwith outer incl. textile materials	105 505	1 664 194	848 816	11 428 093
6404200000	Footwear with outer soles of leather/composition leather	48	71 981	686	533 813
6405100000	Oth footwear, with uppers of leather/composition leather	18 730	182 846	198 762	2 068 752
6405200000	Oth footwear,with uppers of oth textilematerials	4 120	26 170	54 412	452 248
6405900000	Oth footwear	62 900	977 340	200 655	3 310 384
6406101000	Uppers & parts thereof, oth than stiffeners of metal	44 774	677 732	183 657	2 454 029
6406109000	Uppers & parts thereof, oth than stiffeners of oth than metal	206 440	2 255 518	4 251 640	30 394 995
6406200000	Parts of footwear with outer soles & heels, of rubber/plastics	1 224 289	10 757 670	8 827 300	63 996 783
6406910000	Parts of footwear of wood	55	3 412	1 656	28 354
6406991100	Oth part of footwear of oth materialsof iron/steel	63 528	720 725	1 286 384	8 234 449
6406991200	Oth part of footwear of oth materialsof copper	0	1 051	0	5 384
6406991900	Oth part of footwear of oth materialsoth thn iron/steel, copper	32 592	630 945	139 303	4 088 450
6406992100	Oth part of footwear of oth materialsof rubber/plastic in-soles	50 434	657 676	507 592	4 633 137
6406992900	Oth part of footwear of oth materialsof rubber/plastic out-soles	214 554	2 023 732	2 947 790	31 941 529
6406999000	Oth parts of footwear	346 488	2 872 680	3 450 858	28 750 521
6501000000	Hat-forms,bodies,hood of felt,not blockshape, not brims, plateau	28	962	550	15 424
6502000000	Hat-shapes, plaited,by assembling stripof any material, no block sh	15	9 402	79	34 830
6504000000	Hats,oth headgear/plaited,by assemblingstrips of any material, tri	3 444	66 740	12 155	309 057
6505100000	Hat&oth headgear, knitt/crochet,hair-nets	531	68 849	6 900	1 052 751
6505900000	Hat&oth headgear, knitt/crochet,oth than hair-nets	23 172	215 557	349 711	3 245 868
6506101000	Protective helmets for motorcyclistswhether/not lined/trimmed	1 349	170 712	19 759	651 945
6506102000	Industrial safety helmets, oth thansteel helmets whether/not linec	16 612	257 401	115 650	1 987 842
6506103000	Steel helmets	0	6 615	0	13 379
6506109000	Oth safety headgear	22 997	457 331	260 967	2 668 003
6506910000	Oth headgear of rubber/of plastics	3 712	31 982	14 685	156 901
6506991000	Nonwoven disposable headgear of othmaterials	0	3	0	271
6506999000	Nonwoven oth than disposable headgearof oth materials	15 269	130 495	30 630	271 684
6507000000	Head-band,lining,cover,hat foundation,hat frame,peak&chinstrap,	26 727	273 483	183 606	2 629 912
6601100000	Garden/similar umbrellas	22 537	256 529	57 904	503 945
6601910000	Umbrellas having a telescopic shaft	45 233	647 573	59 492	1 203 239
6601990000	Umbrellas not having a telescopic shaft	1 565 930	9 110 840	2 448 318	14 317 168
6602000000	Walking-sticks, seat-sticks, whips,riding crops & the like.	16 036	76 851	63 687	277 403
6603200000	Umbrella frames, including framesmounted on shafts (sticks)	32 080	648 417	47 855	1 079 751
6603901000	Parts for articles of heading 66.01	32 888	331 937	56 760	509 851
6603902000	Parts for articles of heading 66.02	0	1	0	377
6701000000	Skin&oth part f bird w their feathr/down, feathr/down,feathr,part	136	34 648	5 365	1 060 339
6702100000	Artificial flower, foliage,fruit, partsof plastics	161 318	1 534 920	416 018	4 261 177
6702900000	Artificial flower, foliage,fruit, partsof oth materials	28 769	500 477	99 616	1 743 764
6703000000	Human hair, dressed, thinned,bleached,othwise worked for wigs/t	7 311	61 954	699 389	5 802 138
6704110000	Complete wigs of synthetic materials	382	5 361	1 338	109 585
6704190000	False beards, eyebrows,eyelashes,switches of synthetic materials	1 371	32 634	42 398	543 149
6704200000	Wigs, false beards, eyebrows,eyelashes,of human hair	1	2 772	10	52 718
6704900000	Wigs, false beards, eyebrows,eyelashes,of oth materials	10 505	81 945	98 455	1 002 984
6801000000	Setts, curbstones & flagstones, ofnaturals stone (except slate)	318 409	1 686 207	53 079	291 909
6802100000	Tiles, cubes,similar articles, square<7 cm, art. colored, chipping &	201 734	690 578	74 873	346 461
6802210000	Marble, travertine & alabaster, simplycut/sawn a flat/even surface	2 003 966	15 198 776	573 189	4 664 705

I.3. IMPOR MENURUT KOMODITI / IMPORT BY HS COMMODITY
***** NOVEMBER/NOVEMBER 2011 *****

HS	Uraian Komoditi Commodity Description	Berat Bersih / Net Weight (Kg)		Nilai / Value C.I.F (US\$)	
		Bulan ini Current Month	Kumulatif Cum.Jan. to date	Bulan ini Current Month	Kumulatif Cum.Jan. to date
6802230010	Oth monumntl/buildng ston&artcl thereof,granite polished slabs	845 078	11 828 347	299 481	4 258 790
6802230090	Oth monumntl/buildng ston&artcl thereof,granite oth thn polishe	82 380	1 524 271	21 679	843 787
6802290000	Monumental/building stone, simplycut/sawn a flat/even surface	19 823	439 762	4 071	143 067
6802910000	Marble, travertine & alabaster, futherworked	1 237 602	12 057 045	356 953	3 297 162
6802920000	Calcareous stone, further worked	0	24 581	0	13 215
6802930000	Granite further worked	1 259 031	12 650 972	394 319	4 189 682
6802990000	Monumental/building stone, furtherworked	55 396	2 390 314	14 048	624 758
6803000010	Slate(work&article/of agglomerat)slabs/roofing slates	0	90 631	0	54 961
6803000090	Slate(work&article/of agglomerat)oth thn slabs/roofing slates	2	344 571	66	149 811
6804100000	Millstones & grindstones for milling,grinding/pulping	594 268	6 771 894	1 496 838	15 429 514
6804210000	Millstones, grindstones, grinding ofagglomerated synthetic/natura	224 063	1 584 638	441 501	6 640 483
6804220000	Oth millstone,grindstone,grinding wheel&the like of oth agglomer	492 385	6 027 840	1 596 034	22 083 493
6804230000	Oth millstone,grindstone,grinding wheel&the like of natural stone	106 863	2 406 521	322 034	3 194 020
6804300000	Hand sharpening/polishing stones	404 582	3 722 311	278 355	2 804 410
6805100000	Natural, art. abrasive powder,grainon a base of woven textile fabri	206 821	3 354 325	1 028 057	13 345 461
6805201000	Polishing discs on base of paper/paperboard only	15 064	323 028	74 007	1 240 335
6805209000	Oth natural abrasive on base of paperor paperboard only	165 676	2 636 924	628 841	6 445 693
6805300010	Abrasiv powder/grain,natural/artificial,base of oth materl,polishin	65 155	547 741	245 506	1 994 917
6805300090	Abrasiv powder/grain,natural/artificial,base of oth materl,oth thn	73 220	870 760	214 242	2 798 451
6806100000	Slag wool, rock wool & similar mineralwools, in bulk, sheets/rolls	624 843	10 309 777	946 818	13 385 024
6806200000	Exfoliated vermiculite, expanded clays,foamed slag,similar exp.mir	163 139	473 974	113 873	564 231
6806900000	Insulating, sound-insulating/sound-absorbing mineral materials	326 466	3 986 125	847 396	9 119 573
6807100000	Articles of asphalt/of similarmaterial in rolls	732 505	6 891 746	428 509	5 012 746
6807900000	Oth articles asphalt/similar material	961 661	8 583 170	613 743	6 774 869
6808000000	Panels, boards, tiles, & similar art.of vegetable fibre, agg with cem	158 458	2 173 153	159 759	1 430 731
6809110000	Boards, sheets faced, reinforced withpaper/board only	4 960 334	38 113 757	889 170	6 681 041
6809190000	Board, sheet not faced, reinforced withpaper/board only	2 730 934	23 768 999	790 988	5 646 557
6809909000	Articles of plaster/of compositionsbased on plaster oth than denta	0	45 203	0	167 700
6810110000	Tile,flagstone,brickssimilar articlebuilding blocks & bricks	75 427	1 117 110	34 428	666 160
6810190000	Tile,flagstone,brickssimilar articleoth thn building block&brick	279 280	1 829 336	201 285	2 183 037
6810910010	Prefabrct structrl componnt for build/civil engineering concrete b	2 378 294	5 753 635	389 658	905 274
6810910090	Prefabrctat structrl componnt for build/civil engineer oth thn concr	0	3 895 251	0	820 026
6810990010	Cassions	20 475	58 588	29 832	86 903
6810990090	Oth prefabricated structural component	65 685	1 102 707	29 073	222 383
6811400000	Article of cemnt,cellulosefibr/the likecontaining asbestos	83 858	568 168	42 813	284 227
6811810000	Article of cemnt,cellulosefibr/the likenot containing asbestos corr	0	21 128	0	22 440
6811820000	Article of cemnt,cellulosefibr/the likeoth sheet,panel,tile&similar	930 974	9 399 412	226 008	2 831 258
6811830000	Article of cemnt,cellulosefibr/the liketubes, pipes and tubes/pipe f	8 567	68 191	24 168	1 181 506
6811890000	Oth article of cement,cellulosefiber/the like	5 680	247 952	13 225	1 330 628
6812801000	Cloth&accessori,paper,millboard&felt,fabricated crocidolite fibres	105	13 875	2 355	119 363
6812809000	Oth thn cloth&accessori,millboard&felt,paper,fabricated crocidolit	86 317	961 166	727 610	10 115 302
6812910000	Oth fabricat asbestos fibres;mix with aasbestos,cloth&accessr,fool	1 872	19 409	12 733	91 032
6812920000	Oth fabricat asbestos fibres;mix with aasbestos,paper,millboard&f	144	25 139	7 180	142 871
6812930000	Oth fabricat asbestos fibres;mix with aasbstos,compres fbrs joint,i	118 457	1 111 540	134 236	1 247 344
6812991000	Oth fabricat asbestos fibres;mix with aasbestos,cloth&accessori,pa	14	22 978	380	117 238
6812999000	Oth fabricat asbestos fibres;mix with aasbestos,oth woven/knittec	52 553	1 240 534	324 298	2 516 579
6813200000	Friction material and articles thereofcontaining asbestos	45 984	484 969	120 996	1 598 305
6813810000	Friction material&article thereof notcontaining asbestos brake lini	81 437	1 391 832	932 179	15 798 134
6813890000	Friction material&article thereof notcontainng asbests oth brake li	80 104	1 204 329	1 891 136	21 116 879
6814100010	Worked mica & articles of mica, agglomerated,sheets,strips, simply	29 778	241 440	94 880	782 029
6814100090	Oth worked mica & articles of mica,agglomerated, reconstituted	10 591	132 597	6 878	164 892
6814900010	Worked mica & articles of mica, in rolls& pieces, simply cut to shaj	1	18 090	50	105 133
6814900090	Oths worked mica & articles of mica	577	7 241	62 735	525 422
6815101000	Yarn/thread non-electrical articlesgraphite/carbon	6 563	72 909	365 527	3 224 849
6815102000	Bricks, paving slabs, floor tiles, etcnon electrical articles graphite/c	25 171	907 986	8 008	349 393
6815109000	Oth non electrical articles graphiteor carbon	20 884	165 511	276 072	1 729 816
6815200000	Articles of peat	0	4 411	0	15 228
6815910000	Articles of stone, contents magnesite,dolomite/chromite	1 716	844 128	3 973	721 327
6815990000	Oth articles of stone,oth thn contentmagnesite,dolomite/chromite	64 551	325 218	161 232	1 285 130
6901000000	Bricks,blocks,tiles & oth ceramic goodsof siliceous fossil meals/of s	0	2 152	0	37 970
6902100000	Goods of siliceous cont by weight,singly/together mg,ca,cr > 50%	1 183 268	22 328 923	1 504 883	18 741 490
6902200000	Goods of siliceous cont by weight,singly/together alumina,silica > !	1 208 390	19 251 615	1 113 277	22 337 998
6902900000	Goods of siliceous cont by weight, ofoth metals compound	4 215 298	35 522 931	2 719 479	28 400 507
6903100000	Oth refractory ceramic goods cont byweight, graphite/carbon > 5C	8 651	134 961	60 301	914 289
6903200000	Oth refractory ceramic goods cont byweight, alumina/silica > 50%	87 249	1 368 847	310 429	3 661 837
6903900000	Oth refractory ceramic goods cont byweight, oth metal compound	537 455	5 372 661	1 756 831	15 822 142
6904100000	Ceramics building bricks	0	523	0	2 782
6904900000	Flooring blocks, support/filler tiles& the like	0	51 254	0	118 877
6905100000	Roofing tiles of ceramic	65 353	843 827	35 419	1 211 402
6905901000	Lining bricks for ball millslining bricks for ball mills	0	5 701	0	26 389
6905909000	Chimney-pots,cowls,chimney liners, architectural ornaments & oth	0	77 619	0	385 980

I.3. IMPOR MENURUT KOMODITI / IMPORT BY HS COMMODITY
***** NOVEMBER/NOVEMBER 2011 *****

HS	Uraian Komoditi Commodity Description	Berat Bersih / Net Weight (Kg)		Nilai / Value C.I.F (US\$)	
		Bulan ini Current Month	Kumulatif Cum.Jan. to date	Bulan ini Current Month	Kumulatif Cum.Jan. to date
6906000000	Ceramic pipes, conduits, guttering, pipe fittings.	0	3 011	0	44 313
6907100000	Tile, cube & similar article, whether/ not rectangular, circle < 7cm	0	702	0	3 528
6907900000	Oth thn tile, cube & similar article, whether/ not rectangular, circle < 7cm	32 625 382	260 013 305	9 000 495	76 093 676
6908100000	Oth thn tile, cube & similar article, whether/ not rectangular, circle >= 7cm	200 640	5 724 360	55 757	1 561 544
6908901000	Oth thn tile, cube & similar article, whether/ not rectangular, circle >= 7cm	108 437	2 587 276	40 078	728 737
6908909000	Oth tiles	6 058 738	59 394 663	1 735 272	18 366 440
6909110000	Ceramic wares for laboratory, chemical or oth technical of porcelain	158 422	2 335 776	346 841	4 230 015
6909120000	Ceramic wares having a hardness >= 9 the mohs scale	793 425	6 459 246	953 805	6 719 115
6909190000	Oth ceramic wares for laboratory, chemical/ oth technical uses	85 111	1 208 200	531 671	4 934 971
6909900000	Ceramic trough, tub, used in agriculture ceramic pots, jars for packing	5	85 095	1 912	330 013
6910100000	Ceramic sinks, wash basins, wash basin of porcelain/ china	968 828	9 105 583	840 282	7 964 353
6910900000	Ceramic sinks, wash basins, wash basin of oth than porcelain/ china	273 062	1 994 015	355 478	2 576 160
6911100000	Tableware & kitchenware of porcelain/ china	1 758 227	20 203 282	960 608	10 541 593
6911900000	Oth household, toilet articles of porcelain/ china	104	126 126	1 474	137 811
6912000000	Tableware & kitchenware, oth household toilet art, oth than porcelain	6 328	710 780	42 655	1 142 586
6913100000	Statuettes & oth ornamental ceramic art. of porcelain/ china	99 458	1 000 018	114 983	922 678
6913900000	Statuettes & oth ornamental ceramic art. of oth than porcelain/ china	21 036	270 951	14 085	343 726
6914100000	Oth ceramic articles of porcelain/ china	16 897	321 402	30 685	561 822
6914900000	Oth ceramic articles of oth than porcelain/ china	1 339 730	5 274 836	1 911 581	8 110 006
7001000000	Cullet & oth waste & scrap of glass; glass in the mass.	11 002 822	57 788 644	877 114	4 362 103
7002100000	Glass in balls	0	32 740	0	122 332
7002200000	Glass in rods	7 295	206 495	39 624	355 587
7002311000	Fused quartz/ oth fused silica for vacuum tubes	30	2 605	1 340	59 190
7002319010	Fused quartz/ oth fused silica for enamel glass	5	101 985	1 037	71 887
7002319090	Glass in ball, tube of fused quartz/ oth fused silica, oth than borosilicate	192	794 908	112 163	1 902 790
7002329010	Glass having a linear coefficient 0-300 celcius for enamel glass	628 883	5 211 199	1 200 193	10 058 866
7002329090	Glass having a linear coefficient 0-300 celc oth than vacuum/ borosilicate	26 829	251 682	66 295	370 541
7002391000	Oth transparent neutral glass for vacuum tubes	23	2 933	10	18 828
7002399010	Oth transparent neutral glass for enamel glass	0	4 811	0	19 710
7002399090	Oth glass having linear coeff. 0-300 coth than vacuum & borosilicate glass	45 049	169 543	63 347	442 282
7003121000	Optical colored glass, not optically worked	0	16 472	0	176 873
7003122000	Non wired sheets, in squares/ rectangular shape incl. 1, 2, 3, 4 corners	35 222	360 726	181 735	2 982 214
7003129000	Oth non-wired sheets colored glass	0	135 454	0	57 993
7003191000	Optical glass, not optically worked oth colored	0	3	0	14
7003199000	Oth non-wired sheets not colored glass or profiles	204 494	3 680 168	307 127	5 868 707
7003200000	Cast glass and rolled glass, wired sheets	16 700	16 821	29 715	31 083
7003300000	Cast glass and rolled glass, profiles	657	2 885	2 475	13 309
7004201000	Optical drawn, blown glass, not optically worked opacified, flashed,	1	15	391	821
7004209000	Optical drawn, blown glass, optically worked, flashed, opacified, abs	1 145	14 507	47 385	540 049
7004909000	Oth optical drawn, blown glass, optically worked, flashed, opacified, &	188 000	3 248 309	59 123	1 220 290
7005101000	Optical float glass, not optically worked, flashed, opacified, absorber	0	101 160	0	37 049
7005109000	Float glass in sheet, optically worked flashed, opacified, absorbent	234 451	619 804	185 556	569 804
7005211000	Oth non-wired glass, colored, opacified optical glass, not optically v	668	264 375	3 672	287 796
7005219000	Oth non-wired glass, colored, optically worked, flashed, opacified	738 837	6 583 076	286 715	2 931 235
7005291000	Oth non-wired glass, not colored, not optically worked	0	1 329 570	0	496 112
7005299000	Oth non-wired glass, not colored, optically worked	48 146	1 893 008	71 973	1 204 438
7005300000	Float glass & surface ground/ polish glass, wired glass	18 090	36 180	32 987	60 514
7006001000	Optical glass, not optically worked for glass of heading 70,03,70,04	0	32 753	0	72 699
7006009000	Optical glass, optically worked for glass of heading 70,03,70,04,70,0	63 059	2 053 039	71 733	2 618 304
7007111000	Toughened (tempered) safety glass suitable for vehicles of chapter	58 291	1 094 867	224 478	5 827 502
7007112000	Toughened (tempered) safety glass suitable for aircraft, spacecraft	275	286	68 215	70 716
7007113000	Toughened (tempered) safety glass suitable for railway/ tramway, i	0	283	0	4 707
7007114000	Toughened (tempered) safety glass suitable for ships, boats, floatin	159	6 150	1 450	22 055
7007191000	Toughened (tempered) safety glass suitable for earth moving machi	1 395	2 479	34 409	69 650
7007199000	Toughened (tempered) safety glass suitable for oth machinery	150 435	1 440 149	125 922	1 429 865
7007211000	Laminated safety glass suitable for vehicles of chapter 87	32 758	372 875	133 892	1 603 826
7007212000	Laminated safety glass suitable for aircraft/ spacecraft of chapter 8	155	581	19 256	61 713
7007213000	Laminated safety glass suitable for railway/ tramway locomotives,	0	5	0	459
7007214000	Laminated safety glass suitable for ships, boats, floating struct, chap	0	1 133	0	4 209
7007291000	Laminated safety glass suitable for earth moving machinery	0	226	0	6 788
7007299000	Laminated safety glass suitable for oth machinery	2 277	295 840	22 025	742 133
7008000000	Multiple-walled insulating units of glass.	337 794	2 572 309	599 577	4 163 182
7009100000	Rear-view mirrors for vehicles	219 463	2 164 123	1 791 413	16 161 444
7009910000	Glass mirrors, unframed	1 362 546	8 547 543	943 077	9 001 615
7009920000	Glass mirrors, framed	183 874	1 050 426	409 129	2 784 151
7010100000	Ampoules of glass	29 609	307 063	122 108	1 954 448
7010200000	Stoppers, lids & oth closures of glass	6 862	131 175	84 908	884 966
7010901000	Carboys, demijohns & bottles for injectables of a capacity > 1 ltr, o	0	11 002	0	19 391
7010902000	Bottles & vials for antibiotics, serums & oth injectables of capacity	200 391	2 273 010	423 968	3 400 140
7010903000	Oth bottles for intravenous fluids of glass	10 798	709 591	30 172	1 187 179
7010909000	Flask, jars, pots, phials, oth container of glass	7 004 757	74 312 301	4 061 681	44 434 574

I.3. IMPOR MENURUT KOMODITI / IMPORT BY HS COMMODITY
***** NOVEMBER/NOVEMBER 2011 *****

HS	Uraian Komoditi Commodity Description	Berat Bersih / Net Weight (Kg)		Nilai / Value C.I.F (US\$)	
		Bulan ini Current Month	Kumulatif Cum.Jan. to date	Bulan ini Current Month	Kumulatif Cum.Jan. to date
7011101000	Stem for electric lighting	1 135	53 483	2 163	264 005
7011109000	Glass envelops for electric lightingoth than stem	371 533	5 228 456	624 609	6 731 114
7011201000	Television tubes, cathode-ray tubes	7 071 081	70 822 535	5 530 138	55 181 778
7011209000	Cathode-ray tubes, oth than television	4	88 393	152	240 159
7011900000	Oth glass envelopes, bulbs,tubes,open& glass parts thrf, without fi	433	24 698	11 297	188 593
7013100000	Glassware of a kind used for table,kitchen, toilet, office of glass-ce	93 422	1 309 090	225 707	2 381 752
7013220000	Stemware drinking glasses, of leadcrystal	1	414	431	7 430
7013280000	Stemware drinking glasses, neitherglass-ceramics nor lead crystal	56 290	1 184 646	131 684	2 001 602
7013370000	Other drinking glasses, neitherglass-ceramics nor lead crystal	350 830	2 449 608	433 342	4 096 260
7013410000	Glassware for table (not drinking glass)kitchen purposes, of lead cr	0	2 435	0	7 306
7013420000	Glassware for table (not drinking glass)kchn,linear coef<5x10-6/K	40	212 177	651	203 633
7013490000	Oth glassware for table(not drink glass)kitchen purposes, not cera	232 732	2 746 058	489 460	4 591 482
7013910000	Other glassware of lead crystal	137	3 169	656	19 744
7013990000	Other glassware	1 279 952	9 819 812	1 686 961	13 550 062
7014001000	Signalling glassware & optical elementfor motor vehicles	199	24 262	4 285	94 494
7014009010	Lighthouse lamp,ship/locomotive/railwaylntern, aircraft, beacon:	11 561	56 748	78 476	361 721
7014009090	Other signalling glassware & opticalelements of glass, not optically	6 664	51 376	203 192	449 514
7015100000	Glasses for corrective spectacles	9 290	121 481	297 906	2 473 733
7015901000	Clock or watch glasses	856	1 476 119	2 182	372 732
7015909000	Glasses for non-corrective spectacles;hollow glass spheres & their	5	16 128	72	171 498
7016100000	Glass cubes & oth glass smallwares,for mosaics or decorative purp	132 021	1 050 322	241 131	1 270 124
7016900000	Oth articles of moulded glass; leadedlights; multicellular & smlr fo	2 223 332	18 807 989	1 001 016	9 364 694
7017101000	Quartz reactor tubes and holders,for production of semiconductor	5 150	54 541	22 268	191 949
7017109000	Other laboratory or pharmaceuticalof fused quartz or oth fused sil	30 599	163 563	320 481	2 376 250
7017200000	Laboratry, hygienic/pharmaceutical withcoef< 5x10-6/kelvin, 0 - 3l	6 700	66 605	148 589	850 564
7017900000	Laboratory, hygienic/pharmaceuticalglassware, fused quartz/oth f	11 884	90 173	142 985	1 041 598
7018100000	Glass beads, imitation pearls,imitation precious & glass smallware:	452 525	3 641 705	680 909	6 737 135
7018200000	Glass microspheres <=1mm in diameter	98 475	491 684	38 866	420 511
7018900000	Glass eyes, not prsthtc artcls, ornamntof lamp-worked glass,not in	39 557	546 725	200 779	1 655 770
7019110000	Chopped strands,of a length <= 50 mm	198 150	1 595 516	375 478	3 380 253
7019120000	Rovings of glass fibres	418 090	4 717 220	424 182	4 336 997
7019191000	Yarn of glass fibres	8 475	266 794	47 141	604 384
7019199000	Sliver & chopped strand of glass fibers	174 248	1 308 004	429 214	4 154 940
7019310000	Mats of glass fibres	627 416	7 247 168	1 210 730	10 528 165
7019320000	Thin sheets (voiles) of glass fibres	6 484	268 915	26 472	794 160
7019391000	Asphalt/coal-tar impregnatd glass-fibreouterwrap for pipelines	57 446	664 633	545 558	1 721 457
7019399000	Mattresses,boards and similarnonwoven products of glass fibres	504 760	4 158 179	672 313	6 234 407
7019400000	Woven fabrics of glass fibres rovings	569 934	2 316 446	608 800	3 078 813
7019510000	Oth woven fabric,of a width <= 30 cm	521	26 011	18 127	191 770
7019520000	Oth woven fabric,of a width > 30 cmlain weave, of single yarn	0	31 504	0	98 747
7019590000	Oth woven fabric,of a width > 30 cm	14 506	265 300	45 389	833 504
7019903000	Escape chutes of glass fibres	3 301	3 408	335 000	339 477
7019909000	Other articles of glass fibres	556 182	3 946 815	763 304	6 212 069
7020001100	Glass moulds for the manufacture ofacrylic goods	17 632	424 316	25 390	673 851
7020001900	Glass moulds for other purposes	16 976	86 347	62 030	745 939
7020002000	Quartz reactor tubes & holders designedfor production of semicor	0	33 152	0	112 792
7020009000	Other articles of glass.	575 892	4 494 589	1 030 609	8 473 013
7101100000	Natural pearls	0	596	0	14 336
7101220000	Cultured pearls, worked	0	20	0	1 287
7102390000	Diamonds, worked, not mounted or set,non-industrial	5	5	64 460	64 460
7103910000	Rubies, sapphires & emeralds, worked	0	200	0	175 836
7103990000	Other precious stones, worked	0	36	0	1 108
7104101000	Piezo-electric quartz, unworked	1	3	91	668
7104102000	Piezo-electric quartz, worked	1 188	13 166	28 643	303 122
7104900000	Other synthetic precious stones,worked	1 100	19 816	31 809	229 545
7105100000	Dust and powder of diamonds	216	1 174	79 171	417 007
7105900000	Dust & powder of other natural orsynthetic precious/semi preciou	10	276	1 273	8 587
7106100000	Silver powder	5 558	37 738	46 636	299 397
7106910000	Silver, unwrought	351	33 129	384 016	15 237 190
7106920000	Silver, semi-manufactured	882	22 368	332 561	8 198 425
7107000000	Base metals clad with silver,notfurther worked than semi-manuf	266	25 626	244 183	1 710 684
7108110000	Gold powder	0	2	0	331
7108121000	Gold in lumps, ingots or cast bars	434	1 100	23 083 371	43 674 446
7108129000	Gold in other unwrought forms :	88	7 379	324 662	17 121 533
7108130000	Gold,non monetary,oth semi-manufacturedform	37	1 239	458 568	4 836 320
7109000000	Base metals/silver,clad with gold notfurther worked than semi-ma	19	66	560	576 535
7110111000	Platinum, in lumps, ingots, cast bars,powder or sponge	3	220	158 273	159 275
7110119000	Platinum in oth form, unwrought	6	802	4 917	6 852
7110190000	Platinum, wrought	136	339	17 033	60 692
7110212000	Palladium in lumps, ingots, cast bars,powder or sponge	2	228	25 964	144 788
7110219000	Palladium, unwrouht, in other form	0	1 216	0	8 467

I.3. IMPOR MENURUT KOMODITI / IMPORT BY HS COMMODITY
***** NOVEMBER/NOVEMBER 2011 *****

HS	Uraian Komoditi Commodity Description	Berat Bersih / Net Weight (Kg)		Nilai / Value C.I.F (US\$)	
		Bulan ini Current Month	Kumulatif Cum.Jan. to date	Bulan ini Current Month	Kumulatif Cum.Jan. to date
7110319000	Rhodium, unwrouht, in other form	0	5	0	234
7110411000	Iridium, osmium & ruthenium in lumpsingots,cast bars,powder or	34	1 043	3 432	37 845
7110419000	Iridium, osmium and ruthenium, inother forms, unwrought	0	15 338	0	106 596
7110490000	Iridium, osmium & ruthenium, wrought	0	1 904	0	36 225
7111009000	Base metals, clad with platinumsemi-manufactured	0	307	0	56 410
7112999000	Waste & scrap of oth precious metal	222	901	4 900	22 189
7113111000	Parts of jewellery of silver	0	2 805	0	8 253 213
7113119000	Jewellery of silver	78	2 229	61 357	675 069
7113191000	Parts of jewellery of other preciousmetal	4	1 237	15	19 701
7113199000	Jewellery of other precious metal	1 322	27 440	18 658	202 653
7113201000	Parts of jewellery of base metal,clad with precious metal	0	2	0	3 164
7113209000	Jewellery of base metal, clad withprecious metal	516	85 949	1 430	102 087
7114110000	Articles of silversmiths wares ofsilver, whether or not plated or cla	2	188	116	55 930
7114190000	Articles of goldsmiths wares ofoth precious metal,	0	27	0	3 555
7114200000	Articles of goldsmiths wares ofbase metals, clad with precious met	0	1 744	0	1 939
7115100000	Catalysts of platinum, in the formof wire cloth or grill	0	551	0	30 417
7115901000	Other articles of golds or silver	26 091	329 482	1 365 260	19 315 422
7115902000	Other articles of metal clad with goldor silver	3	31	19 485	74 866
7115909000	Oth articles of precious metal/of metalclad with precious metal	3	1 219	160	168 364
7116200000	Articles of precious/semi-preciousstones(natural/synthetic/recons	0	27	0	33 810
7117111000	Parts cuff-links and studs, of basemetal, whether or not plated	997	3 278	33 888	111 524
7117119000	Cuff-links and studs of base metalwhether/not plated with preciou	2 539	72 230	77 040	433 046
7117191000	Bangles of base metal, whether or notplated with precious metal	4 238	54 741	18 350	207 938
7117192000	Parts of oth imitation jewelleryof base metal, whether or not plate	6 692	43 655	6 253	168 414
7117199000	Other imitation jewellery of base metalwhether or not plated	370 365	4 351 897	1 335 490	12 337 191
7117901000	Bangles	1 471	56 253	3 650	262 648
7117902000	Other imitation jewellery	174 925	1 826 332	522 422	7 412 471
7117909000	Parts of imitation jewellery	2 089	158 193	44 495	530 963
7118101000	Silver coin, not being legal tender	0	994	0	5 769
7118109000	Oth coin (not gold coin), not beinglegal tender	1 329	151 808	2 547	616 136
7118909000	Oth coin (oth than gold/silver coin)	0	1 742	0	5 429
7201100000	Non-alloy pig iron cont. by weight0.5% or less of phosphorus	262 152	26 253 026	149 811	11 792 098
7201200000	Non-alloy pig iron cont. by weightmore than 0.5% of phosphorus	402	79 224	2 393	343 896
7201500000	Alloy pig iron; spiegeleisen	9	17 050 626	16	9 255 090
7202110000	Ferro-manganese, cont. by weight morethan 2% of carbon	250 045	6 410 515	349 421	8 776 227
7202190000	Ferro-manganese, cont. by weight <=than 2% of carbon	341 983	5 488 373	653 839	7 563 436
7202210000	Ferro-silicon, cont. by weight morethan 55% of silicon	1 241 273	14 452 860	1 811 021	22 570 340
7202290000	Ferro-silicon, cont. by weight <=than 55% of silicon	430 734	2 767 605	898 033	6 964 986
7202300000	Ferro-silico-manganese	2 019 027	17 777 087	2 423 150	21 090 887
7202410000	Ferro-chromium, cont. by weight morethan 4% of carbon	185 165	1 190 866	308 626	2 446 795
7202490000	Ferro-chromium, cont. by weight <=than 4% of carbon	18 551	168 942	31 564	515 357
7202600000	Ferro-nickel	8 363	46 912	177 817	1 124 501
7202700000	Ferro-molybdenum	31 645	262 979	661 397	5 146 268
7202800000	Ferro-tungsten & ferro-silico-tungsten	0	871	0	11 614
7202910000	Ferro-titanium and ferro-silico-titanium	2 072	81 064	15 787	574 444
7202920000	Ferro-vanadium	285	93 872	2 463	2 166 863
7202930000	Ferro-niobium	2 631	126 833	22 703	3 622 218
7202990000	Other ferro-alloys	225 763	2 505 462	755 772	6 956 801
7203100000	Ferrous products obtained by directreduction of iron ore	45 268	177 975 702	43 824	83 515 764
7203900000	Other ferrous products	3 251	25 766	17 393	152 683
7204100000	Waste and scrap of cast iron	503 732	10 348 391	307 775	4 864 334
7204210000	Waste and scrap of stainless steel	146	200 249	4 475	189 797
7204290000	Waste and scrap of oth alloy steel	14 000 087	386 523 626	6 965 330	188 172 779
7204300000	Waste & scrap of tinned iron or steel	1 371 648	18 647 266	841 270	10 489 782
7204410000	Turnings,shavings,chips,milling waste,sawdust,filings,trimmings &	1 097 520	11 778 026	524 711	4 920 401
7204490000	Other ferrous waste and scrap :	158 871 212	1 505 124 208	71 959 541	657 454 583
7204500000	Remelting scrap ingots	0	15 554	0	119 412
7205100000	Granules of pig iron, spiegeleison,iron or steel	555 707	7 041 584	556 710	7 670 971
7205210000	Powder of alloy steel	76 655	1 429 321	299 806	3 034 343
7205290000	Powder of pig iron, spiegeleison,iron or steel (oth than alloy steel)	129 137	2 359 550	382 316	4 956 757
7206101000	Iron and non-alloy in ingotscontaining by weight > 0.6% of carbon	810	13 395 961	6 989	11 124 574
7206109000	Iron and non-alloy in ingotscontaining by weight <= 0.6% of carbor	587 832	10 281 274	535 132	8 189 211
7206900000	Iron and non-alloy in primaryform other than ingots	134 441	1 153 433	200 019	1 903 904
7207110000	Semi-finished iron/non-alloycont. < 0,25% carbon ,rectnglr,square	12 979 043	239 404 690	9 198 429	159 137 544
7207121000	Slabs of iron/non alloy, cont.< 0,25%of carbon, other than square	145 009 330	1 455 402 634	97 965 823	986 612 881
7207129000	Oth semi-finished iron/non-alloycont.< 0,25% carbon ,rectnglr,not	402 023	12 174 793	532 324	11 098 354
7207190000	Oth semi-finished iron/non-alloycont.< 0,25% of carbon	4 146 224	50 269 387	4 249 601	66 274 163
7207201100	Slabs of iron/non alloy,cont.by weight> 0.6% of carbon	2	1 916 873	360	1 939 294
7207201900	Oth semi-finished iron/non-alloycont. by weight > 0,6% of carbon	1 004 808	19 904 109	740 733	14 365 677
7207209100	Slabs of iron/non alloy,cont.by weight0,25% <= carbon <= 0.6%	183 769	1 409 219	212 544	1 698 322
7207209900	Oth semi-finished iron/non-alloycont.by weight 0,25% <= carbon <	34 252	2 285 947	109 953	5 614 736

I.3. IMPOR MENURUT KOMODITI / IMPORT BY HS COMMODITY
 *** NOVEMBER/NOVEMBER 2011 ***

HS	Uraian Komoditi Commodity Description	Berat Bersih / Net Weight (Kg)		Nilai / Value C.I.F (US\$)	
		Bulan ini Current Month	Kumulatif Cum.Jan. to date	Bulan ini Current Month	Kumulatif Cum.Jan. to date
7208100000	Flat-rolled iron/nas,HRC,reliefwidth > 600 mm	531 605	10 855 720	814 127	9 760 283
7208251000	Flat-rolled iron/nas,HRC,pickled,width>600 mm, thick >= 4.75 mm	0	745 360	0	715 044
7208259000	Flat-rolled iron/nas,HRC,pickled,width>600 mm,thick>= 4.75 mm,r	3 545 034	36 842 377	3 606 124	34 016 280
7208260000	Flat-rolled iron/nas,HRC,pickled,width>600,thick > 3 mm or but th	13 069 245	124 921 799	12 480 305	114 158 380
7208270000	Flat-rolled iron/nas,HRC,pickled,width>600mm, of a thickness of le	19 132 159	193 908 237	18 761 489	180 666 233
7208360000	Flat-rolled iron/nas, HRC,width >600 mm, thick >10 mm	2 728 283	48 627 991	2 210 747	40 529 604
7208370000	flat-rolled iron/nas, HRC,width >600 mm, of a 4,75< thick< 10mm	3 594 717	88 553 841	3 136 920	73 050 277
7208380000	flat-rolled iron/nas, HRC,width >600 mm, of a 3< thick< 4,75 mm	13 384 312	137 148 907	9 421 521	99 037 668
7208390000	Flat-rolled iron/nas, HRC,width >600 mm, thick< 3 mm	46 881 952	471 279 386	32 383 327	328 590 773
7208400000	Flat-rolled iron/nas, HRnCrelief	2 047 496	24 282 784	1 669 671	18 616 785
7208510000	Flat-rolled iron/nas, HRnC,width>600 mm, of a thickness > 10 mm	23 872 054	271 094 960	22 566 410	268 171 705
7208520000	Flat-rolled iron/nas, HRnC,width>600 mm, 4,75 < thickness < 10 m	12 349 172	150 652 913	11 363 477	146 335 613
7208530000	Flat-rolled iron/nas, HRnC,width>600 mm, 3 < thickness < 4,75 mm	108 149	2 149 529	117 924	2 133 527
7208540000	Flat-rolled iron/nas, HRnC,width>600 mm, thickness < 3 mm	57 078	6 627 765	80 712	5 842 367
7208900000	Other Flat-rolled iron/nas	2 165 558	23 617 441	2 063 109	22 072 801
7209150000	Flat-rol in coils, cold-rolledwidth > 600 mm, thickness >3 mm	698 032	6 750 737	688 272	6 772 774
7209160010	Flat-crc, pickled or not, 1<thick<3mm,600 < width < 1250 mm	14 637 915	144 938 676	14 283 926	131 892 734
7209160090	Flat-crc, pickled or not, 1<thick<3mm,width > 1250 mm	2 021 036	28 616 180	2 095 664	29 340 472
7209170010	Flat-crc, pickled or not, 0.5<thick<1mm,600 < width < 1250 mm	33 266 104	276 265 224	30 373 265	244 687 584
7209170090	Flat-crc, 0.5<thickness<1mmwidth > 1250 mm	6 984 890	99 433 020	7 155 616	97 051 249
7209181000	Tin-mill blackplate (tmbp), crcof a thickness < 0.5 mm	1 028 105	111 419 274	642 564	115 506 453
7209182000	Flat-crc, thickness<= 0,17 mmcontaining by weight<= 0.6% of carb	0	82 693	0	79 672
7209189000	Flat-crc, 0,17< thickness< 0,5 mmcontaining by weight<= 0.6% of c	30 621 883	306 722 858	24 796 213	251 777 849
7209250000	Flat of iron/non-alloy, not in coilcold rolled, of a thickness >= 3 mn	0	27 537 947	0	28 284 917
7209260010	Flat of iron/non-alloy, not coil,coldrolled,1mm<thickness<3mm,wi	2 127	50 492	7 053	114 139
7209260090	Flat of iron/non-alloy, not coil,coldrolled,1 mm<thickness<3mm,w	11 622	4 595 099	49 896	8 439 460
7209270010	Flat of iron/non-alloy, not coil,coldrolled,0.5mm=<thickness<1mm,v	723	30 465	5 720	140 696
7209270090	Oth flat of iron/non-alloy,not incoil,cold rolled,0.5mm =< thicknes:	4 534	385 371	13 637	634 620
7209289000	Flat-CRnC, 0,17< thickness< 0,5 mmcontaining by weight<= 0.6% o	66	167	422	4 260
7209901000	Flat of iron/non-alloy, cold-rolled,corrugated form	72 135	281 817	94 530	386 683
7209909000	Flat of iron/non-alloy, cold-rolled,other than corrugated form	4 638	2 633 975	6 041	1 268 058
7210111000	Flat-rolled of iron/nas,carbon>=0.6%plated or coated with tin,thicl	24 872	1 382 315	111 034	2 505 587
7210119000	Flat-rolled of iron/nas,carbon< 0.6%plated or coated with tin,thick	274 883	2 930 418	199 201	8 375 628
7210121000	Flat-rolled of iron/nas,carbon>=0.6%plated or coated with tin,thicl	1 594 518	20 846 054	2 287 596	27 456 724
7210129000	Flat-rolled of iron/nas,carbon< 0.6%plated or coated with tin,thick	9 592 121	95 304 874	11 669 718	112 609 950
7210201000	Flat-rolled of iron/nas,carbon>=0.6%plated or coated with lead, th	0	3 049 495	0	4 721 667
7210209000	Flat-rolled of iron/nas,carbon>=0.6%plated or coated with lead, th	559	89 501	2 400	206 211
7210301000	Flat-rolled of iron/nas,carbon < 0.6%plated or coated with lead, th	4 217 164	69 225 669	4 307 269	69 768 132
7210309000	Flat-rolled of iron/nas,carbon < 0.6%plated or coated with lead, th	5 112 664	47 135 267	4 279 160	46 882 050
7210412000	Flat-rollof iron/nas,othwise plated zinc,carbon< 0.6% ,corrugated,1	305	1 420	1 144	3 891
7210419000	Flat-rollof iron/nas,othwise plated zinc,carbon< 0.6% ,corrugated,1	0	214	0	5 073
7210491000	Flat-rolled of iron/non-alloy, othwiseplated zinc,not corrugated,th	2 155 821	26 602 258	2 449 709	27 909 689
7210492000	Flat-rollof iron/nas,othwise plated zinccarbon< 0.6% ,n-corrugatec	13 187 992	99 576 233	14 760 561	105 529 017
7210499000	Flat-rolled of iron/non-alloy, othwiseplated zinc,not corrugated,th	3 184 236	21 705 927	3 322 633	22 696 181
7210500000	Flat-rolled iron/non-alloyplated with cromium & or chromium oxic	2 436 657	21 047 656	2 839 316	25 919 915
7210611000	Flat-rolled iron/non-alloyplated with alumnm-zinc,thickness<=1.2r	17 991 744	145 899 999	18 455 906	146 061 552
7210619000	Flat-rolled iron/non-alloyplated with alumnm-zinc,thickness >1.2r	373 655	4 227 218	355 003	4 084 175
7210691000	Flat-rolled iron/non-alloyplated with oth alumnm,thickness<=1.2r	651 362	12 432 521	804 058	15 527 163
7210699000	Flat-rolled iron/non-alloyplated with oth alumnm,thickness >1.2m	66 098	1 918 547	97 814	3 144 699
7210701000	Flat-rollof iron/nas,painted, varnished,coated plastics,carbon<0.6%	8 401 432	67 032 342	10 757 590	87 598 152
7210709000	Flat-rollof iron/nas,painted, varnished,coated plastics,carbon<0.6%	521 374	3 255 007	714 475	4 460 204
7210901000	Flat-rollof iron/nas,plated,coated othmetal,carbon<0.6%,thick<=1,	76 380	522 901	209 677	1 405 265
7210909000	Flat-rollof iron/nas,plated,coated othmetal,carbon<0.6%,thick>1,5	330 013	6 066 253	1 019 803	9 702 333
7211131000	Hoop,strip iron/not alloy, HR, not clad150 mm<width<600mm,thic	1 150	3 379	7 523	19 662
7211139000	Rolled on 4 faces/in closed box,HR, notclad, oth shape,thick<=4mr	55 092	598 930	83 202	1 642 493
7211141000	Hoop&strip iron/not alloy, HR, not cladcarbon<=0,6%,thick>=4,75i	1 710	1 649 733	6 356	1 686 230
7211142000	Flat-rolled iron/not alloy, HR,not cladcorrugated, carbon <=0,6%,tl	0	7 344	0	14 926
7211149000	Oth flat-rolled iron/not alloy,not cladhr, carbon <=0,6%,thick>=4,7	229 470	5 095 232	463 660	7 730 195
7211191000	Hoop&strip iron/not alloy, HR, not cladcarbon<=0,6%,thick<4,75m	180 952	7 167 796	217 512	6 235 760
7211192000	Flat-rolled iron/not alloy, HR,not cladcorrugated, carbon <= 0,6%,tl	0	505 822	0	459 342
7211199000	Oth flat-rolled iron/not alloy,not cladhr, carbon <=0,6%, 0.17<thicl	465 963	5 804 097	537 313	5 333 522
7211231000	Flat-rolled iron/not alloy,CR,not cladcorrugated, carbon < 0,25%	0	9 984	0	12 771
7211232000	Hoop&strip iron/not alloy,CR, not cladcarbon<=0,25%, width < 40c	559 510	4 172 054	734 603	5 801 327
7211233000	Oth flat-rolled iron/not alloy,not cladcr, carbon < 0,25%,thick < 0.1	5	5	282	282
7211239010	Oth flat-rolled iron/not alloy,not cladcr, carbon < 0,25%,thick < 40	0	53 573	0	61 299
7211239090	Oth flat-rolled iron/not alloy,not cladcr, carbon < 0,25%, thick >= 4	15 451	815 892	20 859	659 686
7211291000	Flat-rolled iron/not alloy,CR,not cladcorrugated, carbon >= 0,25%	0	27 112	0	29 260
7211292000	Hoop&strip iron/not alloy,CR, not cladcarbon >= 0,25%, width < 4c	488 182	3 601 959	866 467	6 627 985
7211299000	Oth Hoop&strip iron/not alloy,not cladcr, carbon >= 0,25%, width	164 234	478 491	282 395	917 055
7211901000	Oth Hoop&strip iron/not alloy,not cladwidth < 400mm	31 356	275 196	29 844	286 042
7211903000	Oth flat-rolled iron/not alloy,not cladthickness <= 0.17 mm	0	32	0	687

I.3. IMPOR MENURUT KOMODITI / IMPORT BY HS COMMODITY
***** NOVEMBER/NOVEMBER 2011 *****

HS	Uraian Komoditi Commodity Description	Berat Bersih / Net Weight (Kg)		Nilai / Value C.I.F (US\$)	
		Bulan ini Current Month	Kumulatif Cum.Jan. to date	Bulan ini Current Month	Kumulatif Cum.Jan. to date
7211909000	Oth flat-rolled iron/not alloy,not cladthickness > 0.17 mm	184 323	4 510 866	528 148	6 883 807
7212101000	Hoop,strip iron/not alloy, coated tin,width < 400mm	125	59 476	400	99 093
7212109000	Flat-rolled iron/not alloy, coated tin,400 mm <= width < 600mm	156 646	1 282 910	94 458	1 321 496
7212201000	Hoop,strip iron/not alloy, width<400mm,elect coated with zinc	162 605	3 486 620	210 805	3 965 525
7212202000	Flat-rolled iron/not alloy,width<600mm,carbon<0.6%,thick<=1,5m	0	705 660	0	633 946
7212209000	Flat-rolled iron/not alloy, other shapeelect coated with zinc	325 067	3 604 786	252 740	4 573 999
7212301000	Hoop,strip iron/not alloy, coated zinc,width < 400mm non-elect cc	123 120	387 875	144 657	436 892
7212309000	Flat-rolled iron/not alloy, other shape,non-elect coated with zinc	0	139 265	0	164 352
7212401000	Hoop,strip iron/not alloy, coated zinc,width < 400mm, coated with	339 132	4 399 736	570 083	7 622 476
7212402000	Flat-rolled iron/not alloy, carbon<0.6%,thick > 1.5 mm, coated wit	83 513	675 958	96 869	766 913
7212409000	Flat-rolled iron/not alloy, other shape,painted, varnished/coated v	2 530 682	26 008 198	4 189 281	41 558 324
7212501010	Hoop,strip iron/not alloy, width<400 mm,coated with aluminium-z	5	207 489	1 429	1 256 437
7212501020	Hoop,strip iron/not alloy, width<400 mm,coated with chromium	1 090	8 256	11 292	69 763
7212501090	Other hoop,strip iron/not alloy,width < 400 mm	10	189 196	500	305 107
7212502020	Flat-rolled iron/not alloy, carbon<0.6%,thick > 1.5 mm, coated chr	0	149	0	1 756
7212502090	Other flat-rolled iron/not alloy,carbon<0.6%, thick > 1.5 mm	147 482	829 517	638 061	3 558 093
7212509000	Flat-rolled iron/not alloy, otherwiseplated or coated	32 818	932 755	71 667	1 773 794
7212601000	Hoop,strip iron/not alloy, cladwidth < 400mm	124 946	810 604	685 516	4 300 160
7212609000	Flat-rolled iron/not alloy, clad	176 286	3 981 358	222 086	4 268 065
7213100010	Containing indentations,ribs,grooves ofcircular crosssection <= 50	0	1 236 461	0	1 158 644
7213100020	Containing indentations,ribs,grooves ofrectangular, square <= 20 r	0	339 701	0	299 025
7213100090	Containing indentations,ribs,grooves ofshape	5 859	187 541	161 130	1 340 457
7213200000	Other bars, rods, hot-rolled ,in irregularly, of free-cutting steel	360 533	5 946 435	732 086	6 404 716
7213910000	Other bars, rods, hot-rolled , circularcross-section < 14 mm in dian	11 789 540	143 391 813	11 522 876	126 831 381
7213990000	Other bars, rods, hot-rolled , notcircular	1 026 972	12 356 896	1 330 488	14 514 446
7214101100	Oth bars,rods of iron, non-alloy steelforged,carbon<0.6%,circlr cro	886 223	5 154 939	954 780	4 846 745
7214101900	Oth bars,rods of iron, non-alloy steelforged,carbon<0.6%,not circo	4 307	3 393 132	18 540	2 787 284
7214102100	Oth bars,rods of iron, non-alloy steelforged,carbon>=0.6%,circlr cr	361 001	8 366 339	209 204	4 470 408
7214102900	Oth bars,rods of iron, non-alloy steelforged,carbon >= 0.6%,not cir	27 371	1 344 488	32 606	1 559 035
7214201100	Containing indentations, ribs, groovecarbon < 0.6%, circular cross	21	424	294	9 118
7214201900	Containing indentations, ribs, groovecarbon < 0.6%, not circular	1	207 051	61	249 187
7214202900	Containing indentations, ribs, groovecarbon >= 0.6%, not circular	207	68 661	15 169	110 268
7214300000	Other bars & rods, not forged, of free-cutting steel	146 326	1 403 389	174 519	1 475 347
7214911010	Concrete steel, hot-rolled,hot-drawn,hot-extruded, carbon < 0.6%	3 294 973	13 733 839	2 556 879	10 784 197
7214911020	Shaft bars, manganese steel, hot-rolled,hot-drawn, hot-extruded, i	181 191	1 754 368	459 782	4 009 647
7214911090	Other bars & rods, hot-rolled,hot-drawnor hot-extruded, carbon <	338 775	4 123 953	308 757	3 554 167
7214912010	Concrete steel, hot-rolled,hot-drawn,hot-extruded, carbon >= 0.6%	105	89 425	113	316 387
7214912020	Shaft bars, manganese steel, hot-rolled,hot-drawn, hot-extruded, i	10	9 839	1 225	111 839
7214912090	Other bars & rods, hot-rolled,hot-drawnor hot-extruded, carbon >	3 593	2 248 173	9 049	3 849 332
7214991010	Carbon,oth than of circularcross-section: concrete steel	124 000	492 199	125 202	425 715
7214991020	Carbon, other than of circularcross-sect:shaft bars; manganese ste	92 676	339 464	276 759	2 551 569
7214991090	Oth. carbon, other than of circularcross-section	0	333 098	0	536 236
7214999010	Oth. carbon, other than of circularcross-section concrete steel	320	16 950	598	32 631
7214999020	Oth. carbon, other than of circularcross-sect:shaft bars; manganes	7 397 437	64 446 294	9 133 303	73 311 969
7214999090	Oth.Than Concrete steel, Shaft bars, manganes steel	178 601	1 570 223	240 796	2 476 938
7215100000	Oth bars & rods of iron/non-alloy steelfree-cutting steel,cold-form	490 309	6 793 401	913 008	10 820 691
7215501000	Oth bars & rods of iron/non-alloy steelcontaining by weight 0.6% c	465	13 266	1 897	65 866
7215509000	Oth bars & rods of iron/non-alloy steel	376 239	4 856 448	1 013 856	10 358 134
7215900010	Manganese steel/shaft bars,containingby weight less than 0.6% of	400 059	3 516 590	598 163	4 847 513
7215900020	Oth Mangan steel/shaft bars,containingby weight less than 0.6% o	753 140	5 352 540	1 378 463	8 671 889
7215900030	Manganese steel/shaft bars, containingby weight 0.6 % or more of	42 502	438 912	142 687	696 248
7216100000	U, i or h sections , not further workedthan hot-rolled, of a height <	346 215	13 183 014	394 123	15 784 239
7216210000	L section of iron/non-alloy steel, notworked than hot-rolled,of a h	871 380	11 179 052	685 193	10 421 643
7216220000	T section of iron/non-alloy steel, notworked than hot-rolled,of a h	23 968	275 602	13 179	193 380
7216310000	U, l or H sections, not further workedu sections	530 300	9 669 620	546 359	9 983 844
7216320000	U, l or H sections, not further workedi sections	1 184 673	19 826 761	877 547	18 137 808
7216330000	U, l or H sections, not further workedh sections	2 876 787	54 183 036	1 864 777	44 197 624
7216400000	L/T sect,not further work than hot-rollhot-drawn/extrud,a height c	4 862 725	31 861 462	4 186 598	26 488 702
7216501000	Oth angles,shapes§ions,not furtherof a height of less than 80	291 001	2 819 823	333 990	3 047 398
7216509000	Oth angles, shapes & sect,not furtherof a height of more than 80 r	2 980 267	36 378 899	2 631 068	34 207 077
7216610000	Angles,shapes§ions,not worked thancold-formed,obtain from	153	1 926	694	7 324
7216690000	Angle,shape§,not workthan cold formoth than obtain from fla	248 755	3 300 294	252 215	5 770 673
7216910000	Oth angles,shapes§,not further workcold form/finish from flai	11 410	412 830	63 307	531 528
7216990000	Oth angles,shapes§,not further workoth than cold form/finish	685 608	9 441 903	771 408	11 937 473
7217101000	Wire of iron/non-alloy steel,not platd/coated,cont.carbon < 0.25%	1 181 971	8 755 905	470 448	4 510 390
7217102200	Bead wire;flat hard steel reed wire;notplated/coated; 0.25%=< car	317 971	1 551 700	328 748	2 424 480
7217102900	Other wire of iron or non-alloy steel,not plate/coated, 0.25%=< c	1 059 602	13 429 540	1 310 524	18 621 306
7217103100	Spokes wire;bead wire;flat hard steelreed wire;not plated/coated	602 973	5 759 376	928 276	8 549 001
7217103900	Other wire of iron or non-alloy steel,not plated/coated, cont. carb	561 213	4 988 347	545 422	5 593 872
7217201000	Wire of iron/non-alloy steel,plated w/zinc, cont.carbon < 0.25% by	1 110 779	16 905 399	661 510	13 405 878
7217202000	Wire of iron/non-alloy steel,plated w/zinc,cont.carbon>0.25% & <	78 177	1 067 309	85 213	995 209

I.3. IMPOR MENURUT KOMODITI / IMPORT BY HS COMMODITY
***** NOVEMBER/NOVEMBER 2011 *****

HS	Uraian Komoditi Commodity Description	Berat Bersih / Net Weight (Kg)		Nilai / Value C.I.F (US\$)	
		Bulan ini Current Month	Kumulatif Cum.Jan. to date	Bulan ini Current Month	Kumulatif Cum.Jan. to date
7217209100	High carbon steel core wire,for alumniumconductors steel reinforce	88 874	163 899	165 417	1 129 593
7217209900	Oth than high carbonsteel core wire,foraluminium conduct steel re	240 955	5 792 038	559 043	8 632 442
7217301000	Wire of iron/non-alloy steel,plated w/oth base metal,cont.crbn<0.	1 045	46 235	6 710	297 919
7217302000	Wire of iron/non-alloy steel,plated w/oth base metal,cont.0.25% =	2 197	108 209	17 205	204 159
7217303110	Copper alloy coated high carbon steelwire coated with brass	2 731 699	40 222 303	3 960 482	58 161 406
7217303190	Copper alloy coated high carbon steelsteel coated with other copp	365 030	4 244 009	509 224	5 872 848
7217303900	Other wire of iron or non-alloy steelplated with oth base metal,car	80 165	3 750 202	404 371	6 040 853
7217901000	Oth wire of iron/non-alloy steel,platedzinc>=240g/m?,silicon<=0.1	87 104	766 592	217 522	1 796 111
7217909010	Oth wire of iron/non-alloy steel,platedcontaining by weight 0.6% c	22 138	303 879	152 008	1 743 899
7217909090	Oth wire of iron/non-alloy steel,platedexcluding goods of subhead	380	170 149	439 270	1 115 695
7218100000	Ingots & oth primary forms of stainlesssteel	9 974	248 729	116 461	2 811 128
7218910000	Semi-finished prod.of stainless steelof rectangulr (not square) cro	9 952	554 291	137 223	1 450 196
7218990000	Oth semi-finished prod.of stainlesssteel	155 993	4 620 785	1 576 433	19 916 230
7219110000	Flat-roll prod of stainless steel,hotrolled,in coil of a thick exceed 10	28 620	363 013	51 055	1 213 725
7219120000	Flat-roll prod of stainless steel,hotrolled,in coil of a 4.75mm=<thick	175 145	3 638 211	354 537	9 966 334
7219130000	Flat-roll prod of stainless steel,hotrolled,in coil of a 3mm<=thick<=	7 949 368	70 993 315	19 277 709	167 487 824
7219140000	Flat-roll prod of stainless steel,hotrolled,in coil of a thickness<=3m	5 941 980	48 004 319	10 937 526	83 974 550
7219210000	Flat-roll prod of stainless steel,hotrolled,not in coil of a thick > 10n	3 970 903	3 980 075	1 216 062	12 788 228
7219220000	Flat-roll prod of stainless steel,hotroll,not in coil of 4.75mm=<thick	839 698	25 701 705	2 599 210	40 291 806
7219230000	Flat-roll prod of stainless steel,hotroll,not in coil of a 3mm<=thick<	946 159	9 109 329	2 340 017	24 521 159
7219240000	Flat-roll prod of stainless steel,hotrolled,not in coil of a thickness<	21 548	1 826 159	27 846	1 880 823
7219310000	Flat-rolled prod.of stainless steel,cold rolled, of a thickness >= 4.75	132 038	945 536	125 310	2 250 189
7219320000	Flat-rolled prod.of stainless steel,cold rolled, 3 mm =< thickness <	230 390	3 408 486	614 561	10 150 568
7219330000	Flat-rolled prod.of stainless steel,cold rolled, 1 mm < thickness < 3	1 578 803	14 086 652	3 200 100	31 277 880
7219340000	Flat-rolled prod.of stainless steel,cold rolled, 0.5 mm =< thickness	966 725	12 978 242	1 966 834	28 246 987
7219350000	Flat-rolled prod.of stainless steel,of a thickness < 0.5 mm	989 626	10 803 261	1 978 911	23 597 344
7219901000	Oth flat-roll prod.of stainless steel,thick>=1.5mm & <125mm patte	35 819	157 463	33 102	270 523
7219902000	Oth flat-rolled prod.of stainless steel,of a thickness < 0.5 mm	104	68 479	791	216 662
7219909000	Oth flat-rolled prod.of stainless steel,of a thickness >0.5 mm	218 121	5 002 527	414 109	6 297 194
7220111000	Hoop & strip of stainless steel, hotrolled,of a thick >= 4.75 mm,wic	110 980	4 922 039	417 609	6 449 523
7220119000	Hoop & strip of stainless steel, hotrolled,of a thick >= 4.75 mm,wic	13 354	27 694 403	55 281	27 242 562
7220121000	Hoop & strip of stainless steel, hotrolled,of a thick < 4.75 mm,wid	26 853	305 164	114 215	1 399 561
7220129000	Hoop & strip of stainless steel, hotrolled,of a thick < 4.75 mm,wid	80 041	1 161 053	917 167	6 816 036
7220201000	Hoop & strip of stainless steel, coldrolled, width < 400mm	259 004	1 576 741	771 115	5 703 524
7220209000	Hoop & strip of stainless steel, coldrolled, width>400mm	402 851	3 306 640	723 360	6 212 920
7220901000	Hoop & strip of stainless steel, notcold rolled, width < 400mm	54 519	345 601	674 629	5 152 598
7220909000	Hoop & strip of stainless steel, notcold rolled, width > 400mm	314 490	10 924 943	802 383	16 357 784
7221000000	Bars & rods, hot-rolled,in irregularlywound coils, of stainless steel.	2 843 706	24 673 415	1 100 521	11 313 642
7222110000	Bars,rods, hot-rolled, in irregularlyof circular cross-section	213 224	1 761 957	557 416	3 969 825
7222190000	Bars,rods, hot-rolled, in irregularlyof not circular cross-section	559 695	5 381 174	662 138	7 679 705
7222201000	Bars,rods, cold-formed or cold-finishedof circular cross-section	120 159	675 198	326 422	4 109 336
7222209000	Bars,rods, cold-formed or cold-finishedof not circular cross-sectio	188 477	1 558 451	694 625	9 381 765
7222301000	Other bars and rods of circularcross-section	103 936	1 598 403	130 339	1 842 460
7222309000	Other bars and rods of not circularcross-section	348 654	3 959 440	627 495	6 685 060
7222400000	Angles, shapes and sections ofstainless steel	493 482	2 256 256	632 079	3 268 246
7223001000	Wire of stainless steel having a cross-sectional dimension exceedi	15	55 359	1 477	364 608
7223009000	Wire of stainless steel having a cross-sectional dimension <= 13 m	628 822	8 105 792	3 278 605	37 462 409
7224100000	Ingots & oth primary forms of oth alloysteel	202 720	1 757 610	294 012	2 915 803
7224900000	Semi-finished prod. of oth alloy steel	2 194 616	39 289 361	3 266 230	49 019 066
7225110000	Grain-oriented of silicon-elect steela width of 600 mm or more.	1 451 309	15 130 254	3 585 687	32 465 067
7225190000	Oth than Grain-orient of silicon-electsteel a width of 600 mm or m	3 217 020	44 478 532	4 097 364	60 901 867
7225300000	Flat-roll product of oth alloy steel,ofnot further worked than hot-r	442 260	38 137 923	688 628	34 894 479
7225400000	Flat-roll prod of oth alloy steel,of notfurther worked than hot-roll,	3 481 083	81 805 531	7 365 171	114 105 767
7225500000	Flat-roll prod of oth alloy steel,of notfurther worked than cold-roll	1 600 213	17 373 563	1 694 847	17 748 331
7225910000	Oth flat-rolled prod.of oth alloy steel,electrolytically plated/coatec	1 150 841	7 082 351	1 065 212	12 040 221
7225920000	Oth flat-rolled prod.of oth alloy steel,otherwise plated or coated v	614 131	4 831 085	698 924	5 416 073
7225990000	Oth flat-rolled prod.of oth alloy steel,otherwise plated or coated v	7 198 733	114 346 072	5 859 385	90 629 420
7226111000	Hoop & strip, grain-oriented of siliconelectrical steel, of a width <=	184 656	1 762 187	489 338	4 272 180
7226119000	Hoop & strip, grain-oriented of siliconelect steel, of a width >400 r	935 898	8 022 439	2 670 404	22 611 942
7226191000	Hoop,strip,oth than grain-orient ofsilicon elect steel,of a width<= 4	20 546	421 430	175 592	2 224 832
7226199000	Hoop,strip,oth than grain-orient ofsil elect steel,of width>400mm	203 170	1 870 719	855 738	6 373 249
7226201000	Hoop & strip of high speed steelof a width <= 400 mm	1 575	5 945	18 563	49 212
7226209000	Hoop & strip of high speed steelof a width > 400 mm, < 600mm	0	11 505	0	64 033
7226911000	Hoop,strip of oth alloy steel,hot rolled, of a width <= 400 mm	37 913	439 143	122 519	1 272 497
7226919000	Hoop,strip of oth alloy steel,hot rolled, width >400 mm, <=600mm	110 343	1 064 955	575 349	3 986 742
7226921000	Hoop,strip of oth alloy steel,cold rolled, of a width <= 400 mm	25 771	46 376	59 875	119 466
7226929000	Hoop,strip of oth alloy steel,cold rolled, width >400 mm, <= 600m	1	308 438	47	501 508
7226991000	Hoop & strip of oth alloy steel,width <= 400 mm	28 065	464 787	126 812	508 258
7226999000	Hoop & strip of oth alloy steel,width > 400 mm and <= 600mm	81 149	2 961 090	130 989	4 355 370
7227100000	Bars & rods, hot-rolled, in irregularlywound coils, of high speed ste	0	108 288	0	113 054
7227200000	Bars & rods, hot-rolled, in irregularlywound coils, of silico-mangan	0	2 732 200	0	2 134 996

I.3. IMPOR MENURUT KOMODITI / IMPORT BY HS COMMODITY
***** NOVEMBER/NOVEMBER 2011 *****

HS	Uraian Komoditi Commodity Description	Berat Bersih / Net Weight (Kg)		Nilai / Value C.I.F (US\$)	
		Bulan ini Current Month	Kumulatif Cum.Jan. to date	Bulan ini Current Month	Kumulatif Cum.Jan. to date
7227900000	Oth bars & rods, hot-rolled, inirregularly wound coils	9 734 780	66 114 216	8 460 653	57 252 136
7228101000	Bars & rods, of high speed steel, ofcircular a cross-section	13 093	191 063	126 323	1 496 693
7228109000	Bars & rods, of high speed steel,not ofcircular a cross-section	278 365	3 289 724	533 459	5 418 235
7228201000	Bars & rods, of silico-manganese steel,circular a cross-section	1 246 982	15 018 879	1 327 054	16 139 704
7228209000	Bars & rods, of silico-manganese steel,not circular a cross-section	446 785	6 834 604	957 986	13 923 750
7228301000	Oth bars&rods,of silico-manganese steelof circular cross-section	13 762 575	109 994 687	17 092 172	135 853 648
7228309000	Oth bars&rods,of silico-manganese steelnot of circular cross-sectio	12 494 539	71 726 394	14 212 259	93 894 016
7228401000	Oth bars,rods,not further worked thanforget, of circular cross-sect	21 925	1 047 645	59 384	3 088 830
7228409000	Oth bars,rods,not further worked thanforget, not of circular cross-	916 568	6 906 808	1 275 729	9 792 399
7228501000	Oth bars,rods,not formed/cold finishedof circular cross-section	447 607	3 346 565	1 333 353	8 046 995
7228509000	Oth bars,rods,not formed/cold finishednot of circular cross-section	417 023	7 597 534	911 226	11 831 096
7228601000	Other bars and rods :of circular cross-section	233 889	2 196 689	374 036	3 424 781
7228609000	Other bars and rods :not of circular cross-section	755 874	10 863 675	1 918 293	22 211 244
7228700000	Angles, shapes and sections of otheralloy steel	10 650 788	83 219 027	8 008 810	68 145 146
7228801100	Hollow drill bars,rods, weight >=0.6%of circular cross-section	13 585	139 800	169 562	1 348 096
7228801900	Hollow drill bars,rods, weight >=0.6%not of circular cross-section	33 964	123 019	220 339	1 283 497
7228809000	Oth. Hollow drill bars and rods	202 924	2 244 690	307 789	6 373 053
7229200000	Wire of silico-manganese steel	915 161	11 531 114	1 268 731	14 504 813
7229900010	Wire of other alloy steel.of high speed steel	219 811	2 156 111	355 634	3 430 453
7229900090	Wire of other alloy steel.not of high speed steel	3 131 945	34 907 178	5 581 451	59 447 411
7301100000	Sheet piling of iron or steel	506 974	9 209 083	558 705	9 562 471
7301200000	Angles, shapes and sections of ironor steel	157 022	2 917 564	366 165	3 661 392
7302100000	Rails of iron or steel	11 499 757	32 586 208	10 778 241	34 470 045
7302300000	Switch-blades, crossing frogs, pointrods and other crossing pieces	307	1 351 978	18 297	4 627 871
7302400000	Fish-plates and sole plates of ironor steel	52 195	1 117 904	69 084	2 080 371
7302901000	Sleepers, of iron or steel	13	13 175	582	203 301
7302909000	Other than sleepers, of iron or steel	982 254	4 255 422	4 342 493	12 388 006
7303001010	Tubes,pipes of cast with an externaldiameter not exceeding 100 m	81 898	1 420 250	306 093	4 675 926
7303001020	Tubes,pipes of cast with an externaldiameter not exceeding 150 m	51 968	431 367	70 084	530 575
7303001030	Tubes,pipes of cast with an externaldiameter >150 mm and <=600	2 351	731 181	5 178	876 659
7303001090	Oth. Tubes, pipes	1 752 670	17 801 350	521 676	8 913 021
7303009010	Hollow profiles, of cast iron withan external diameter < =100 mm	0	9 334	0	33 165
7303009090	Hollow profiles, of cast iron withan external diameter > 100 mm	515 711	9 433 126	806 075	15 694 024
7304110000	Tubes, pipes and hollow profiles,seamless, of stainless steel	540 960	21 334 752	1 396 260	43 411 690
7304190000	Oth.tube,pipe&hollow profile,seamless,line pipe of a kind use for c	10 207 797	157 413 605	12 364 374	211 352 371
7304220010	Oth.tube,pipes&hollow profile,seamless,unfinished drill pipe (gree	99 300	5 641 028	630 229	10 844 890
7304220090	Oth.tube,pipes&hollow profile,seamless,unworked pipe end	13 695	1 514 957	110 812	7 184 870
7304230010	Unfinished drill pipe (green pipe) withyield strength less than 75,0	83 102	3 168 250	298 250	4 751 558
7304230090	Oth. unfinished drill pipe (green pipe)	19 435	1 339 923	203 952	7 567 590
7304240010	Unfinsh case&tube, yield strgh<75000Psioth.of stanlss stel for drill	922 673	4 070 653	1 957 866	8 023 018
7304240090	Oth.unfinish casetube&unworked,stainlesswith yield strength less	1 458	313 840	38 104	1 624 128
7304290010	Unfinsh casetube&unworked pipe endwith yield strength less than	30 181 710	241 696 690	46 859 942	372 610 359
7304290090	Oth.unfinsh casetube&unworked pipe endwith yield strength less	622 631	21 687 569	1 490 907	32 867 074
7304311000	High press. conduits,of circular cross-sect.of iron/non-alloy steel,c	12 620	3 492 626	195 238	7 862 497
7304319000	Oth.drill Rod Casing&tubing withpin and box threads	1 593 270	15 086 432	4 334 516	42 505 419
7304390000	Oth. Drill Rod Casing and tubingwith pin and	1 660 962	13 726 222	6 365 477	34 172 993
7304410000	Cold-drawn or cold-rolled (cold-reduced)stainless steel	427 903	3 095 573	828 377	9 768 212
7304490000	Oth. Cold-drawn or cold-rolled(cold-reduced) stainless steel	347 793	2 596 842	774 871	9 964 357
7304511000	High press. conduits, of circular cross-sect.of oth alloy steel,cold ro	43 594	78 166	514 797	741 684
7304519000	Oth tubes/pipes/hollow profiles,seamlesscold rolled,crclr c-s of otl	92 537	604 006	482 748	3 000 351
7304590000	Oth.Drill rod casing&tubing with pin§.of oth alloy steel,cold rc	592 917	13 569 298	4 635 549	46 621 398
7304900000	Oth.Drill rod casing&tubing with pin&cold rolled,crclr c-s of oth all	475 238	5 948 853	1 144 648	17 124 859
7305110000	Lines pipe, for oil or gas longitudinallsubmerged arc welded of iron	10 944 024	60 621 005	19 054 496	79 317 423
7305120000	Lines pipe, for oil or gas other, longitudinally welded of iron/steel	0	3 595 439	0	4 797 792
7305190000	The oth.line pipe of iron/steel for oil,external diameter > 406.4mm	333 188	3 370 759	373 016	8 282 274
7305200000	Casing of iron/steel used in drillingfor oil/gas external diameter 40	3 849	1 602 965	14 682	2 849 090
7305311000	Lines pipe, for oil or gas longitudinallstainless steel pipes & tubes	43 703	661 894	83 317	1 609 592
7305319000	Oth.lines pipe,for oil/gas longitudinallstainless steel pipes & tubes	6 198	3 137 852	41 865	4 790 023
7305390000	Oth.lines pipe,for oil/gas longitudinall	13 454	518 031	117 536	1 107 484
7305900000	Oth.lines pipe,for oil/gas longitudinalloth.stainless steel pipes & tu	31 560	1 044 642	171 765	4 600 659
7306110000	Line pipe of kind use for oil/gas pipewelded, of stainless steel	99 666	1 309 238	352 054	3 010 800
7306190000	Oth.line pipe of kind use for oil/gaspipe,welded,of stainless steel	637 423	4 973 712	885 974	8 282 750
7306210000	Casing&tubing of a kind use in drillingwelded, of stainless steel	0	56 699	0	239 035
7306290000	Oth.casing&tubing of a kind use indrilling,welded,of stainless steel	178 081	6 787 038	249 773	9 196 896
7306301010	Boilr tube weld,of circuir cross-sect ofiron/non ally stel intrnl diam	41 565	1 477 269	77 128	2 149 698
7306301020	Boilr tube weld,of circuir cross-sect ofiron/non ally stel intrnl diam	16 606	531 634	15 557	725 375
7306302010	Boilr tube weld,of single/double walled,coppr plate,intrnl diamtr<	289 613	1 668 475	1 636 333	8 749 050
7306302020	Boilr tube weld,of single/double walled,coppr plate,intrnl diamtr>	28 348	351 130	59 095	790 283
7306303000	Boilr tube weld,of single/double walled,coppr plate,sheath pipe fo	35 675	60 414	60 065	154 758
7306309010	Oth.boilr tube weld,of single/doublewalled,coppr plate,intrnl diam	105 061	1 384 321	675 053	7 224 815
7306309020	Oth.boilr tube weld,of single/doublewalled,coppr plate,intrnl diar	1 247 113	16 457 887	2 260 455	23 664 499

I.3. IMPOR MENURUT KOMODITI / IMPORT BY HS COMMODITY
***** NOVEMBER/NOVEMBER 2011 *****

HS	Uraian Komoditi Commodity Description	Berat Bersih / Net Weight (Kg)		Nilai / Value C.I.F (US\$)	
		Bulan ini Current Month	Kumulatif Cum.Jan. to date	Bulan ini Current Month	Kumulatif Cum.Jan. to date
7306401010	Oth.weld,of circldr cross-section ofweld boilr tube w intrnl diamtr<	3 348	102 313	45 189	634 104
7306401090	Oth.weld,of circldr cross-section ofweld boilr tube w intrnl diamtr:	499	643 576	3 692	1 605 134
7306402000	Welded boiler tubes of stainless steelwith internal diametre >12.5	71 529	1 290 207	215 436	6 784 406
7306403000	St'less steel pipes & tubes welded ofcircldr cross sec. w extrl dmtr>	1 377	64 314	13 606	234 520
7306409000	Oth.,not welded of circular cross sect.with internal diameter > 12,1	973 830	5 925 058	3 545 924	18 455 647
7306501010	Oth.boilr tube,weld,of circldr cross-sectn,oth alloy steel int.dmtr<=1	3 015	382 275	24 172	1 673 232
7306501020	Oth.boilr tube,weld,of circldr cross-sectn,oth alloy steel int.dmtr>1	602 656	652 783	2 222 677	2 542 094
7306509010	Oth.boilr tube,weld,of circldr cross-high pressure conduits	52	118 907	4 430	741 343
7306509020	Oth.boilr tube,weld,oth.thn high prssrconduit,oth alloy steel int.dr	7 333	64 867	57 239	371 525
7306509030	Oth.boilr tube,weld,oth.thn high prssrconduit,oth alloy steel int.dr	152 562	1 054 550	189 510	3 583 683
7306610010	Oth.boilr tube,weld,square/rectangularcross sectin,with int.diamtr	637	133 827	730	183 259
7306610090	Oth.boilr tube,weld,square/rectangularcross sectin,with int.diamtr	1 096 567	9 206 518	893 760	6 147 488
7306690010	Oth.boilr tube,non circldr crss-sectionwith internal diameter<=12,1	63	14 038	9 068	58 309
7306690090	Oth.boilr tube,non circldr crss-sectionwith internal diameter>12,5i	0	1 396	0	8 510
7306901010	Bundy-weld pipes and tubes,with internal diameter <= 12,5mm	0	18 576	0	95 265
7306901090	Bundy-weld pipes and tubes,with internal diameter > 12,5mm	4 815	157 568	3 781	1 380 464
7306909010	Oth.thn bundy-weld pipes & tubes,with internal diameter <= 12,5r	1 046 892	1 659 716	1 703 528	4 724 491
7306909090	Oth.thn bundy-weld pipes & tubes,with internal diameter > 12,5m	1 455 166	16 850 659	2 301 441	24 913 561
7307110000	Cast fitting of non-malleable cast iron	109 696	716 481	167 276	985 980
7307190000	Cast fitting of other than non-malleablecast iron	246 183	3 319 307	582 025	11 096 200
7307210000	Other, of stainless steelflanges	290 718	2 698 054	1 207 456	10 941 505
7307220000	Other, of stainless steelthreaded elbows, bends and sleeves	90 045	3 114 916	795 320	11 573 530
7307230000	Other, of stainless steelbutt welding fittings	404 096	2 578 324	1 757 273	12 003 550
7307290000	Oth.,of stainlss steel oth.than flanges,butt welding,threaded elbow	296 086	5 755 307	2 750 817	30 769 455
7307910000	Tube or pipe fittings (couplings)flanges	1 735 786	13 847 624	4 196 068	31 700 878
7307920000	Tube or pipe fittings (couplings)threaded elbows, bends and sleeve	461 829	4 850 900	1 310 233	15 823 900
7307930000	Tube or pipe fittings (couplings)butt welding fittings	1 029 143	8 279 057	2 381 156	23 672 461
7307990000	Other tube/pipe fittings (couplings)	1 855 910	20 158 612	10 227 824	123 794 785
7308101000	Bridges and bridge sect. w prefab'tedtype joined by shear connect	3 203	758 592	13 587	819 649
7308109000	Other bridges and bridge sections	42 051	2 190 132	231 786	4 198 820
7308201100	Towers with prefabricated modular type joined by shear connecto	0	344 983	0	6 153 371
7308201900	Other towers	92 266	5 646 578	773 539	9 858 064
7308202900	Other lattice masts	31 283	2 354 610	55 060	5 189 610
7308300000	Doors, windows and their framesand thres hold for doors	61 493	1 247 063	214 534	4 503 699
7308401000	Equip. for scaffolding w prefabricatedmodlr type joined by shear c	3 279	1 235 180	6 422	2 242 486
7308409000	Other equipment for scaffolding,shuttering, propping or pit proppi	329 283	4 070 846	937 527	8 184 069
7308902000	Other, prefabricated modular type joined by shear connectors	587 961	3 894 694	1 070 069	5 154 537
7308903000	Oth. corrug.curved/bent galv'd plt fass'bly.into undgrnd conduits&	6 107	350 445	13 070	1 121 708
7308904000	Oth parts of tub/tunnels,made of formd&bended corrugated shee	107 381	598 858	283 348	1 499 592
7308905000	Other, prefabricated modular rail for ships	53 635	77 440	136 401	250 329
7308909000	Other structures and partsof structures of iron or steel	5 639 043	73 160 871	15 567 138	221 972 075
7309000000	Reservoir,tank,vat&similar containerof iron/steel, capacity > 300 li	1 355 157	10 571 917	13 647 155	69 318 439
7310100010	Tank,cask,drum,can,boxe&similarfor transporting or coagulating li	21 526	140 184	31 380	395 078
7310100020	Tank,cask,drum,can,boxe&similarof iron or steel casting in the rou	0	87 964	0	516 533
7310100030	Tank,cask,drum,can,boxe&similarother of iron/steel forging/stam	38 650	613 273	141 672	1 763 248
7310100090	Oth.tank,cask,drum,can,boxe&similar	342 796	4 286 660	815 708	10 590 675
7310211010	Cans <1L,closed by soldering ofiron/steel casting in the rough	806	8 952	3 479	17 411
7310211020	Cans <1L,closed by soldering ofiron/steel forging or stamping in	0	82 674	0	110 890
7310211090	Oth.cans <1L,closed by soldering ofiron/steel	60 200	510 321	197 710	1 791 187
7310219010	Cans >1L & <50L,closed by soldering ofiron/steel casting in the rou	3 854	21 663	45 730	303 691
7310219020	Cans >1L & <50L,closed by soldering ofiron/steel forging or stampi	44	10 787	1 042	34 333
7310219090	Oth.cans >1L & <50L,closed bysoldering of iron/steel	129 913	1 189 759	439 025	3 964 629
7310291010	Cans <1L,not soldering ofiron/steel casting in the rough	52	15 165	173	196 379
7310291020	Cans <1L,not soldering ofiron/steel forging or stamping in	0	97 488	0	166 091
7310291090	Oth.cans <1L,not soldering ofiron/steel	489 676	1 795 131	1 322 972	4 687 964
7310299010	Cans >1L & <50L,not soldering ofiron/steel casting in the rough	323	6 816	7 001	89 964
7310299020	Cans >1L & <50L,not soldering ofiron/steel forging or stamping in	0	142 486	0	1 883 446
7310299090	Oth.cans >1L & <50L,not soldering of iron/steel	16 966	2 878 948	120 548	2 183 829
7311001100	Cont'ners for compressed/liquefied gasseamless stl cylinders, cap	43 181	573 274	35 435	816 621
7311001900	Other seamless steel cylinders	984 412	11 321 648	3 676 494	32 500 997
7311009100	Other containers of iron or steelwith capacity of less than 30 li	39 797	957 941	76 532	1 721 746
7311009900	Other containers of iron or steel	75 968	1 148 897	166 359	2 513 702
7312101000	Standed wr,ropes & cables for lockedcoil,flatt'ed strands&non rott	181 357	887 903	277 202	2 282 080
7312102000	Stranded wire,rope&cables by plated/coatd wth brass,& of a nom.	526 984	6 063 407	1 518 326	16 694 786
7312104000	Stranded wire, rope and cables withstranded wire of diameter of<	33 065	369 543	418 295	3 781 558
7312109000	Other stranded wire, rope and cables	303 015	11 357 996	953 114	25 561 043
7312900000	Oth stranded wire, rope and cables,plaitd bnds,slings&of ir/stl not	358 869	6 014 910	545 937	13 896 712
7313000000	Barbed wr of iron/steel; twisted hoop&of a kind used f fencing of i	396 156	4 147 212	248 661	4 234 805
7314120000	Woven cloth with endless bandsfor machinery, of stainless steel	1 469	117 803	56 875	1 119 797
7314140000	Woven cloth, of stainless steel	45 260	719 221	395 890	5 850 138
7314191000	Endless bands for machinery oth thn ofstainless steel	0	1 905	0	21 957

I.3. IMPOR MENURUT KOMODITI / IMPORT BY HS COMMODITY
***** NOVEMBER/NOVEMBER 2011 *****

HS	Uraian Komoditi Commodity Description	Berat Bersih / Net Weight (Kg)		Nilai / Value C.I.F (US\$)	
		Bulan ini Current Month	Kumulatif Cum.Jan. to date	Bulan ini Current Month	Kumulatif Cum.Jan. to date
7314199000	Other woven cloth, not stainless steel	8 826	177 673	65 107	1 231 207
7314200000	Grill&fencing,welded at the intersectofwr with a max.sect.d>3mm	477 338	2 526 487	504 784	3 083 838
7314310000	Other grill, netting & fencing,weldedat the intersect.by pltd/coatd	466 912	5 575 465	353 181	3 928 691
7314390000	Oth grill, netting and fencing,weldedat the intersection	368 016	5 980 646	459 614	11 465 052
7314410000	Oth cloth, grill, netting and fencngby plated or coated with zinc	412 816	2 184 230	691 251	2 676 646
7314420000	Oth cloth, grill, netting and fencngby coated with plastics	200 784	2 467 670	142 035	1 737 882
7314490000	Oth cloth, grill, netting and fencing	1 051 912	10 767 432	817 851	7 539 267
7314500000	Expanded metal	108 671	372 796	68 727	363 875
7315111100	Roller chain for bicyclesof mild steel	188 842	1 854 223	259 420	2 323 814
7315111200	Roller chain for motorcyclesof mild steel	480 565	4 989 047	1 287 504	14 281 351
7315111900	Other mild steel for roller chain	150 639	1 383 110	382 132	5 523 604
7315112100	Other roller chain for bicycles	23 530	135 094	12 270	143 680
7315112200	Other roller chain for motorcycles	870 019	10 112 914	2 049 155	22 792 447
7315112300	Oth roller chain transmis. type6mm < pitch length <= 3mm	16 483	207 833	41 737	528 936
7315112900	Other roller chain	158 484	2 594 724	673 801	10 987 536
7315120000	Other roller chainof mild steel	724 871	5 191 008	3 023 824	16 841 145
7315191100	Roller chain for bicyclesof bicycle chain	0	6 267	0	5 669
7315191200	Roller chain for motorcyclesof motocycle chain	10 337	140 222	127 315	1 590 405
7315191900	Other roller chainof other mild steel	3 470	202 454	21 875	472 046
7315199100	Other roller chain for bicyclesof bicycle chain	0	9	0	25
7315199200	Other roller chain for motorcyclesof motocycle chain	722	379 845	55 962	1 568 005
7315199900	Other roller chain of other thanbicycle chain&motocycle chain	8 829	158 181	180 784	982 589
7315201000	Skid chainof mild steel	19 128	42 372	18 681	215 181
7315209000	Other Skid chainof mild steel	42 780	375 055	65 097	634 790
7315811000	Stud-linkof mild steel	229	66 334	4 956	148 183
7315819000	Other Stud-linkof mild steel	525 614	4 820 469	903 406	9 088 653
7315821000	Other, welded linkof mild steel	228	101 108	3 066	191 516
7315829000	Other, welded link	328 886	2 245 899	293 475	2 687 343
7315891100	Other chain for bicyclesof mild steel	13	111	564	3 191
7315891200	Other chain for motorcyclesof mild steel	140 571	1 312 613	1 065 563	13 665 433
7315891900	Other chain of mild steel not formotorcylcles and bicycles	7 505	33 529	16 988	182 633
7315892100	Other chain for bicyclesof other than mild steel	0	180	0	4 921
7315892200	Other chain for motorcyclesof other than mild steel	451	68 918	983	53 287
7315892900	Other chain not mild steel, not formotorcylcles and bicycles	178 015	2 022 392	730 952	10 001 125
7315901000	Other parts of chain for motorcyclesand bicycles	189	41 703	2 030	321 329
7315909000	Other parts of chain not formotorcylcles and bicycles	354 004	3 327 038	1 956 928	15 982 863
7316000000	Anchors, grapnels and parts thereof,of iron or steel	849 648	4 988 252	698 091	20 053 958
7317001000	Wire nails	129 918	2 327 269	138 973	2 388 962
7317002000	Staples	289 877	2 088 816	258 348	2 035 971
7317009010	Dog spikes for rail sleepers,carding -tacks&similar articles,of iron c	49 224	299 560	77 967	522 070
7317009020	connector & anti-splitting,connector andHob nails for footwear, ri	4 738	189 049	45 366	590 061
7317009030	connector and anti-splitting, connectorHooknails	4 625	76 058	20 391	273 957
7317009040	connector and anti-splitting, connectorCorrugated nails, drawing p	484 275	6 564 582	205 612	2 559 079
7317009090	Oth.connector and anti-splitting,conn -ector and anti splitting	1 187 563	12 377 618	727 817	5 898 104
7318110000	Threaded articles for coach screws	46 353	626 522	214 806	1 133 811
7318121000	Other wood screws with an externaldiameter not exceeding 16 mr	12 909	356 531	34 610	785 848
7318129000	Other wood screws	60 011	993 501	266 779	4 271 925
7318131000	Screw hooks and screw rings with anexternal dmtr not exceeding	27 565	372 952	344 658	2 930 756
7318139000	Other screw hooks and screw rings	80 500	883 027	372 778	4 112 477
7318141000	Self tapping screw with an externaldiameter not exceeding 16 rr	68 899	636 530	298 043	4 018 938
7318149000	Other self tapping screws	278 195	1 298 816	578 909	6 186 047
7318151100	Screw metal with/without nuts/washerswith an external diameter	725 373	6 078 088	2 859 982	29 836 153
7318151200	Bolts for metal, with/ without nuts ofan external diameter <= 16m	1 923 950	16 396 691	12 127 976	106 732 553
7318151900	Oth screws&bolts whether/not without -their nut/washers wth.an	315 885	3 705 534	1 304 670	12 598 040
7318159100	Other screws for metal with or withoutnuts or washers	76 369	1 039 169	807 831	11 049 345
7318159200	Other bolts for metal,with or without nuts	500 669	5 972 795	2 458 281	31 295 196
7318159900	Other screws and bolts whether or notwith their nut or washers	270 879	3 948 571	1 367 652	16 917 045
7318161000	Nuts with an external diameter notexceeding 16 mm	529 781	3 877 917	2 619 910	24 927 270
7318169000	Other nuts	1 094 074	11 314 285	6 311 341	63 146 561
7318191000	Other threaded articles of an externaldiameter not exceeding 16 n	19 151	376 581	895 092	3 438 810
7318199000	Other threaded articles of ironand steel	266 426	3 213 808	1 400 973	14 378 732
7318211000	Non threaded artic. for spring washers&oth lock washers w an ext	122 358	127 280	198 933	1 151 460
7318219000	Other spring washersand other lock washers	81 148	1 167 612	1 033 511	15 348 312
7318221000	Other washers with an externaldiameter not exceeding 16 mm	74 602	793 793	1 287 206	11 882 255
7318229000	Other washers	436 698	3 277 603	4 611 747	49 826 687
7318231000	Rivet with an external diameternot exceeding 16 mm	15 988	237 177	176 050	2 114 256
7318239000	Other rivets	26 082	367 890	200 780	2 189 491
7318241000	Cotters& cotters pins with an externaldiameter not exceeding 16	67 718	863 320	1 095 681	12 003 108
7318249000	Other cotters and cotter pins	238 208	2 376 207	2 392 289	24 155 190
7318291000	Oth non threaded articles w anexternal diameter <= 16 mm	88 595	533 491	2 111 110	14 427 330
7318299000	Other non threaded articles	295 396	6 692 107	3 886 289	50 648 504

I.3. IMPOR MENURUT KOMODITI / IMPORT BY HS COMMODITY
***** NOVEMBER/NOVEMBER 2011 *****

HS	Uraian Komoditi Commodity Description	Berat Bersih / Net Weight (Kg)		Nilai / Value C.I.F (US\$)	
		Bulan ini Current Month	Kumulatif Cum.Jan. to date	Bulan ini Current Month	Kumulatif Cum.Jan. to date
7319200000	Safety pins	30 596	208 969	74 281	618 298
7319300000	Other pins	149 290	1 656 098	1 578 260	17 486 499
7319900000	Oth similar articles for use in hand,of iron or steel	48 764	580 892	408 179	4 092 760
7320101000	Leaf springs and leavesfor motor vehicles	71 304	1 055 498	295 481	4 438 340
7320109000	Other leaf springs and leaves	178 123	688 192	724 568	7 438 857
7320201000	Helical springs for motor vehicles	139 770	1 153 669	1 584 840	13 845 831
7320209010	Other Helical springs for motor vehiclesFor motor vehicles or earth	143 909	1 060 574	1 739 069	11 729 037
7320209090	Other Helical springs for motor vehicles	112 994	1 144 585	1 173 026	9 540 790
7320901000	Other springs and leavesfor motor vehicles	93 645	904 366	917 779	8 752 823
7320909000	Other springs and leaves	133 310	1 291 184	1 475 527	14 274 116
7321110000	Cooking appliances and plate warmersFor gas fuel or for both gas ;	144 453	1 986 515	591 418	6 719 063
7321120000	Cooking appliances and plate warmerswith liquid fuel	64 234	384 308	90 370	518 700
7321190000	Other Cooking appliances & plate warmersincluding appliances for	2 624	135 143	12 027	462 905
7321810000	Other appliances with gas fuel orfor both gas and other fuels	123 816	407 057	96 848	353 880
7321820000	Other appliances with liquid fuel	3 076	34 149	4 042	38 699
7321890000	Other appliances with solid fuel	5 828	57 969	17 694	283 107
7321901000	Oth cooking appliances & plate warmersOf burner for kerosene st	3 672	72 182	7 642	211 527
7321909000	Other Cooking appliances and platewarmers	602 319	6 677 348	2 237 436	20 301 709
7322110000	Radiators and parts of cast iron	1 584	9 395	9 437	80 491
7322190000	Other parts of radiators	19 489	355 728	427 031	6 069 906
7322900000	Other radiators for central heating	26 548	347 104	348 569	5 414 015
7323100000	Iron/steel wool; pot scourers&scouringor polishing pads, gloves ar	105 038	1 163 785	171 969	1 979 352
7323911000	Kitchenware of cast iron ,not ennamelled	6 137	252 673	30 308	886 139
7323919000	Household articles of cast ironnot enamelled	66 483	514 099	129 596	732 542
7323920000	Household articles of cast iron,enamelled	1 259	569 268	4 244	698 602
7323931000	Kitchenware of stainless steel	728 124	6 922 307	1 984 962	17 809 164
7323939000	Other household articlesof stainless steel	939 309	5 554 507	1 671 386	12 043 742
7323940000	Household of iron(oth. than cast iron)or steel, enamelled	277 766	3 885 565	294 335	4 183 377
7323991000	Other kitchenware	392 539	2 944 086	979 707	7 835 420
7323999000	Other household articlesof iron or steel	228 375	3 101 180	581 986	7 844 144
7324100000	Sinks and wash basins,of stainless steel	304 004	3 345 423	681 556	7 286 688
7324210000	Bath of cast iron, whetheror not enamelled	7 074	128 961	24 605	482 447
7324290000	Bath of stainless steel	13 869	278 984	59 898	988 637
7324901000	Sanitary ware for flushing waterclosets or urinals (fixed type)	2 218	65 667	12 552	214 375
7324902000	Sanitary ware of bedpans,urinals(portable type) and chamber po	0	2 815	0	24 898
7324909000	Other sanitary ware	169 447	1 874 173	423 649	5 359 039
7325101000	Other cast articles of non malleablecast iron by latex spouts & late	0	21 877	0	32 664
7325109000	Other cast articles ofnon malleable cast iron	27 236	522 796	153 636	2 356 717
7325910000	Grinding balls and similar articlesfor mills	3 574 648	25 343 130	5 049 381	33 660 377
7325991000	Other cast articles of malleable castiron by latex spouts and latex	168	92 351	783	424 049
7325999000	Other cast articles ofmalleable cast iron	273 594	1 469 815	886 439	8 711 907
7326110000	Grinding balls&similar artic.for millsforged/stamped but not furthe	275 701	25 358 567	358 919	33 738 990
7326190000	Other articles or iron or steelbut not forged or stamped	250 576	3 994 068	1 509 905	19 960 810
7326202000	Articles of iron or steel wirefor rat traps	14	2 319	668	7 481
7326205000	Articles of iron or steel wireWire poultry cages and the like	179 027	1 292 326	244 304	1 805 167
7326209000	Other articles of non ironor steel wire	469 960	5 052 746	799 781	9 025 538
7326901000	Ships' rudders not forged or stamped	30 157	363 139	99 246	1 616 950
7326903000	Stainless stl shield&clamp assembly wthruhb.sl for hubless cast ir&	27 843	531 796	414 739	6 688 929
7326904000	Latex spouts and latex cupsbut not forged or stamped	18 879	23 069	58 050	86 405
7326905000	Rat traps but not forged or stamped	2 851	3 801	2 834	5 727
7326907000	Stainless steel shield, clamp assemblyHorseshoes; riding boot spu	15 592	182 269	176 607	2 467 512
7326909000	Other articles not forged or steamed	2 886 068	33 677 645	15 474 419	173 879 088
7401000000	Copper mattes, cement copper(precipitated)	0	281 059	0	3 323 706
7402000000	Unrefined copper,copper anodes for elec-trolytic refining.	785	10 597	4 369	239 592
7403110000	Refined copper for cathodes andsections of cathodes	7 798 927	65 065 549	64 953 003	602 573 948
7403120000	Refined copper for wire-bars	25 213	690 939	29 525	856 176
7403130000	Refined cooper for billets	2 124	15 431	14 151	61 060
7403190000	Other refined copper, unwrought	50 138	318 597	401 460	3 183 014
7403210000	Copper alloys for copper-zinc basealloys (brass)	290 354	3 107 323	2 573 171	29 058 279
7403220000	Copper alloys for copper-tin basealloys (bronze)	111 807	1 162 649	577 394	7 393 736
7403290000	Copper alloys for oth copper alloys(oth than master alloys of head	2 084	25 395	48 983	476 486
7404000000	Copper waste and scrap.	1 378 234	16 402 792	9 790 653	130 179 256
7405000000	Master alloys of copper.	14 739	103 635	160 086	794 249
7406100000	Powders of non-lamellar structure	7 575	250 303	85 996	3 474 626
7406200000	Powders of lamellar structure; flakes	44 646	450 815	525 380	5 809 760
7407103000	Profiles of refined copper	3 340	24 895	54 586	348 428
7407109000	Other Profiles of refined copper	362 440	3 078 652	3 032 393	24 756 007
7407210000	Profiles of refined copperOf copper-zinc base alloys (brass)	761 090	4 101 984	2 039 113	19 447 856
7407290000	Other of copper alloys	152 811	927 769	710 681	7 515 274
7408110000	Copper wire.Of which the maximum cross-sectional	47 539	969 759	712 762	9 963 714
7408190000	Other wire of refined copperr	636 976	9 055 268	3 196 889	60 068 944

I.3. IMPOR MENURUT KOMODITI / IMPORT BY HS COMMODITY
***** NOVEMBER/NOVEMBER 2011 *****

HS	Uraian Komoditi Commodity Description	Berat Bersih / Net Weight (Kg)		Nilai / Value C.I.F (US\$)	
		Bulan ini Current Month	Kumulatif Cum.Jan. to date	Bulan ini Current Month	Kumulatif Cum.Jan. to date
7408210000	Copper wire of copper alloys withcopper zinc base alloys (brass)	98 468	1 039 667	743 165	11 062 046
7408220000	Copper wire of copper alloys w copper-nick bs alloys/c-nickel-zinc	2 427	80 929	66 753	1 503 168
7408290000	Other copper alloys for copper wire	132 638	1 169 531	846 787	13 172 985
7409110000	Copper plates, sheets and strips, of refined copper in coils	201 714	1 570 181	1 790 599	15 298 525
7409190000	Copper plates, sheets and strips, of refined copper, not in coils	1 503 960	18 579 950	2 205 532	33 206 974
7409210000	Copper plates, sheets,strips, of copperzinc base alloys (brass), in c	555 871	5 030 273	4 930 786	48 998 131
7409290000	Copper plates, sheets,strips, of copperzinc base alloys (brass), not	67 012	1 218 539	438 549	7 293 858
7409310000	Copper plates, sheets,strips, of coppertin base alloys (brass), in coi	145 318	2 209 108	1 416 845	25 084 476
7409390000	Copper plates, sheets,strips, of coppertin base alloys (brass), not ir	45 290	581 384	104 343	2 151 714
7409400000	Copper-nickel base alloy (cupro-nickel),copper-nickel-zinc base all	39 587	1 081 362	492 005	12 516 128
7409900000	Other copper alloys, unrefined	532	44 769	11 327	831 530
7410110000	Copper foil, refined, thickness < 0.15mm, not backed	89 518	1 448 846	879 907	16 000 917
7410120000	Copper alloys, refined, thickness< 0.15 mm, not backed	71 614	721 562	645 493	6 936 834
7410210010	Reinforced sheets/plates of polyamide,of refined copper, backed	27 800	96 973	142 270	1 367 880
7410210020	Reinforced sheets/plates of polyamide,Copper clad laminate for Pl	493 053	5 723 194	2 723 557	30 013 728
7410210090	Reinforced sheets/plates of polyamide,Copper clad laminate not fi	54 235	248 092	611 693	4 937 331
7410220000	Reinforced sheets/plates of polyamide,Of copper alloys, unrefined	13 102	24 311	117 231	396 424
7411100000	Copper tubes & pipes of refined copper	352 774	4 691 846	2 688 080	42 791 603
7411210000	Copper tubes & pipes of copper alloyswith copper-zinc base alloy:	89 488	1 398 609	893 867	11 472 157
7411220000	Copper tubes & pipes of copper alloyswith cupro-nickel or nickel s	3 481	33 905	28 194	670 806
7411290000	Other copper tubes and pipes	560 154	3 468 815	2 405 894	19 197 907
7412100000	Copper tube or pipe fitting ofrefined copper	774	236 061	4 659	1 074 172
7412201000	Copper tube or pipe fitting ofcopper-zinc base alloys (brass)	86 529	478 772	603 801	5 135 917
7412209000	Copper alloys, not brass, refined	36 971	741 207	256 914	4 514 142
7413000000	Stranded wire,cable,plaited bands,of copper, not electrically insula	60 796	1 216 168	777 223	13 667 880
7415101000	Nails&tacks(incl.drwing pins)of copperiron or steel with head of cc	12 075	325 793	14 775	714 476
7415102000	Staples and similar articles of copper	23 052	75 044	18 888	158 602
7415109000	Tacks, drawing pins, & similar articles	11 019	142 033	129 624	1 430 950
7415210000	Washers (including spring washers)but not threaded	39 142	439 899	172 668	1 656 815
7415290000	Other articles of copper, not threaded	11 464	151 310	238 344	2 011 592
7415331000	Screws	27 466	387 085	209 562	3 248 754
7415332000	Bolts and nuts	82 917	757 123	289 449	2 919 849
7415390000	Other articles of copper, threaded	12 918	196 413	161 956	1 692 797
7418110000	Pot scourers and scouring or polishingpads, gloves and the like	0	2 633	0	6 599
7418190000	Other Pot scourers & scouring/polishing	6 246	101 351	9 729	265 157
7418200000	Sanitary ware and parts thereof	13 758	249 422	217 417	2 349 126
7419100000	Chain and parts thereof of copper	1 547	43 298	11 219	297 637
7419910010	Fittings for fire hoses, of copper	2 828	91 646	32 546	338 176
7419910020	Reservoirs, tanks, vats and similarof copper	1 048	43 900	25 044	593 885
7419910030	Electroplating anodes,machine beltfor ships or other vessel	3 797	211 664	3 000	1 986 832
7419910090	Oth table, kichen,cast, moulded,stamped/forged but not further w	51 933	522 674	1 205 169	14 149 381
7419991000	Electroplating anodes,machine beltfastener,fitting for ships,fire hc	77 078	461 600	366 842	2 848 938
7419992000	Similar containers not fitted withmech./termal equip. of a cap.of <	2 569	42 628	19 491	119 671
7419993100	Grill and netting of copper wirefor machinery	8 258	54 553	331 630	1 235 735
7419993910	Grill and netting of copper wireCloth suitable for making mosquit	0	29 397	0	111 506
7419993990	Other grill and netting of copper wire	2 381	119 373	78 846	2 193 808
7419994000	Other grill and netting of copper wireSprings	1 254	423 005	28 165	5 346 711
7419995000	Other grill and netting of copper wireCigarette cases or boxes and	90	12 375	82	68 948
7419999000	Other articles of non copper	41 604	483 446	96 446	2 528 757
7502100000	Nickel, not alloyed	15 358	492 319	291 769	9 106 968
7502200000	Nickel alloys	1	3 588	15	29 535
7504000000	Nickel powders and flakes.	2 181	29 130	54 665	721 410
7505110000	Bars, rods and profiles of nickel,not alloyed	37	10 565	726	322 450
7505120000	Bars, rods & profiles of nickel alloys	2 507	19 111	201 396	622 303
7505210000	Wire of nickel, not alloyed	21 985	135 327	538 349	3 403 177
7505220000	Wire of nickel alloys	27 641	253 806	504 779	4 010 908
7506100000	Nickel plates, sheets, strip&foil ofnickel, not alloyed	1 623	44 221	58 881	1 208 383
7506200000	Nickel plates, sheets, strip and foilof nickel alloys	101 579	341 885	1 102 241	8 285 046
7507110000	Tubes and pipes of nickel, not alloyed	0	843	0	61 652
7507120000	Tubes and pipes of nickel alloys	2 880	49 882	126 804	2 330 798
7507200000	Tube or pipe fittings	5 277	218 034	60 400	878 376
7508100000	Cloth, grill and netting,of nickel wire	1 734	18 158	49 810	568 559
7508903000	Bolts and nuts of non nickel	5 719	38 435	23 871	263 404
7508904000	Other articles suitable for usein building of non nickel	0	8 763	0	12 175
7508909010	Electro-plating anodes,wrought or un-wrought, including those pr	12 790	475 629	249 888	7 587 007
7508909020	Screens for printing machines	553	67 314	19 876	453 438
7508909090	Other Nickel tubes, pipes, tube, pipefittings	3 056	31 814	24 762	1 351 469
7601100000	Aluminium, not alloyed	15 943 290	178 187 613	36 188 734	447 836 824
7601200000	Aluminium alloys	16 231 804	166 122 412	40 911 794	430 068 574
7602000000	Aluminium waste and scrap.	5 125 440	36 773 847	9 386 031	69 297 306
7603100000	Aluminium powders of non-lamellarstructure	65 827	1 405 913	228 976	4 094 944

I.3. IMPOR MENURUT KOMODITI / IMPORT BY HS COMMODITY
***** NOVEMBER/NOVEMBER 2011 *****

HS	Uraian Komoditi Commodity Description	Berat Bersih / Net Weight (Kg)		Nilai / Value C.I.F (US\$)	
		Bulan ini Current Month	Kumulatif Cum.Jan. to date	Bulan ini Current Month	Kumulatif Cum.Jan. to date
7603200010	Aluminium powders and flakes of flakes	36	54 757	1 313	230 662
7603200020	Aluminium powders and flakes, powder of lamellar structure	24 605	268 761	104 937	1 210 021
7604101000	Bars and rods of aluminium not alloyed	467 230	3 931 704	732 972	8 886 056
7604109010	Profiles suitable for use as heat sink with cross-sect. dimension < 17	1 955	122 586	62 382	860 466
7604109090	Oth profiles suitable for use as heat sink	204 095	2 220 635	769 703	8 222 671
7604211000	Perforated tube profile for evaporator coils of mtr veh. ac mach. of	177 620	912 901	269 695	1 933 448
7604219000	Oth hollow profiles of aluminium alloys	220 657	3 920 684	983 367	19 943 782
7604291010	Extruded bars and rods not surface treated	110 092	685 374	328 520	2 177 966
7604291020	Extruded bars and rods surface treated	7 341	8 659	66 625	82 957
7604293000	Y-shaped profiles for zip fasteners, in coils of non aluminium alloy	1 689	29 067	17 694	500 081
7604299000	Other bars, rods and profiles of non aluminium alloys	164 721	2 288 954	2 754 017	47 104 643
7605110000	Alum. wire of aluminium not alloyed which the max. cross-sect'l dim	17 584	60 486	103 796	453 256
7605191000	Aluminium wire of non aluminium not alloyed with a diameter < 0	576	12 108	16 939	282 846
7605199000	Oth aluminium wire of non aluminium not alloyed	192 612	3 087 658	595 107	4 696 682
7605210000	Alum. wire of aluminium alloys which the max. cross-sect'l dimensi	8 261	143 581	41 770	642 817
7605291000	Aluminium wire of non aluminium alloys with a diameter not exce	1 796	59 426	43 880	623 312
7605299000	Other aluminium wire of non aluminium alloys	31 265	724 265	131 474	2 990 253
7606110010	Aluminium plates, sheets & strip of plain figured by rolling of thick	88 109	468 249	1 413 825	17 029 312
7606110090	Oth aluminium plates, sheets & strip of plain/figured by rolling of thi	3 301 727	57 416 907	9 620 882	163 713 833
7606121010	Can stock (alloy 3004, 3104 or 5182, of thickness > 0,25 mm, in coil	45 034	431 017	205 424	2 066 697
7606121090	Oth. Can stock (alloy 3004, 3104, 5182, of thickness > 0,25 mm, in c	120 212	1 738 294	1 423 683	33 184 770
7606123100	Sheets of alum. rigid cont. sheets alloy 5182, 5082, hardness 19 < 1,0	63 617	1 199 752	303 313	5 955 307
7606123910	Other aluminium sheet/coil not exceeding 1,000 mm in width	1 032 940	10 259 636	2 938 380	30 329 180
7606123920	Other aluminium sheet / coil exceeding 1,000 mm in width	2 358 071	27 988 244	8 698 540	92 013 136
7606123930	Aluminium Litho Grade sheet/coil alloy has 1052 hardness temper h	0	242 971	0	575 401
7606123990	Other aluminium sheet	661 087	6 591 249	2 899 838	29 072 432
7606124000	Oth, plain/figured by roll./press. but not surface treated of non alur	411 495	2 669 882	684 099	6 582 205
7606129000	Other aluminium plate rectangular of aluminium alloys	497 567	5 472 967	1 403 156	20 739 715
7606912000	Oth alum. not alloyed, plain/figured by rolling/pressing but not surfac	60	90 777	4 557	265 720
7606919000	Oth aluminium plate, not rectangular of aluminium, not alloyed	350 888	2 608 042	1 186 228	9 110 750
7606923010	Venetian blind slat, whether or not rolled or cut, in width 1/2, 1,000 m	0	20 996	0	64 391
7606923020	Sheet or coil of alum. rigid container sheet alloy 5182, 5082, hardne	567	48 482	2 214	195 990
7606923090	Oth. than Sheet/coil of aluminium rigid container sheet alloy 5182, f	86 478	1 135 925	148 869	2 391 179
7606929010	Oth venetian blind slat, whether or not rolled or cut, in width 1/2, 0	1 206	25 767	6 760	186 258
7606929020	Oth. sheet/coil of alum. rigid container sheet alloy 5182, 5082, hardn	137 421	708 729	152 736	1 469 614
7606929090	Other aluminium alloys	253 917	5 061 764	593 992	7 839 486
7607110000	Aluminium foil not backed, rolled but not further worked	1 181 794	8 481 058	5 045 920	36 000 136
7607191000	Foil of aluminium alloy A1075 or A3903 not back, oth than rolled bu	1 537	44 933	16 492	477 416
7607199000	Oth than foil aluminium alloy A1075/a3903 not back, oth than roll	343 132	3 255 724	2 380 638	25 913 284
7607204000	Aluminium foil backed for imitation gold or silver	831	53 682	9 343	228 818
7607209010	Aluminium foil laquer coated (white or of thickness > 0,05 mm or <	197 637	1 829 861	823 844	13 189 222
7607209090	Oth. aluminium foil, backed, thickness <= 0.2 mm	188 722	2 448 811	1 040 923	13 880 145
7608100000	Aluminium tubes and pipes of aluminium, not alloyed	31 581	530 056	103 345	2 214 124
7608200000	Aluminium tubes and pipes of aluminium alloys	125 740	1 554 360	760 818	9 211 908
7609000000	Aluminium tube or pipe fittings (for example, coupling, elbows, slee	83 355	620 567	1 103 682	8 046 446
7610100000	Alum. structures for doors, windows & their frames and thresholds	39 340	1 089 056	334 740	4 034 394
7610901000	Oth alum. structures for bridges and bridge section, towers, lattice	2 739	13 663	18 389	61 875
7610909000	Other aluminium structures	791 165	6 263 289	859 049	9 489 294
7611000000	Aluminium reservoirs, tanks, vats and similar containers for any ma	19 402	163 249	90 953	1 583 733
7612100000	Alum. collapsible tubular containers	1 921	281 276	19 069	2 144 350
7612901000	Aluminium casks, drums, cans, boxes and seamless containers for f	231	32 918	2 591	351 732
7612909000	Oth. aluminium casks, drums, cans, boxes & containers, for any mate	413 211	4 837 338	2 305 697	26 630 508
7613000000	Aluminium containers for compressed or liquified gas	32 974	124 764	352 886	1 814 029
7614101100	Cable with steel core of circular cross section not exceeding 500 m	2 521 188	8 784 759	6 751 287	21 072 733
7614101200	Cable with steel core of circular cross section > 500 mm but < 1,000 m	0	114	0	4 372
7614101900	Other cable with steel core	87 207	290 574	155 451	1 940 236
7614109000	Other stranded wire with steel core	109 696	1 447 395	175 684	3 754 149
7614901100	Cable without steel core of circular cross section not exceeding 50	9	134 486	359	452 374
7614901200	Cable without steel core of circular cross section > 500 mm but < 6	0	55 985	0	481 563
7614901900	Other cable without steel core	44	18 171	6 045	541 905
7614909000	Other stranded wire without steel core	247 442	1 171 730	1 083 843	4 819 550
7615110000	Pot scourers and scouring or polishing pads, gloves and the like of	620	13 909	2 380	46 324
7615190000	Oth table, kitchen/oth household articles & parts thereof of alumir	473 515	4 009 087	1 558 269	15 392 011
7615201000	Bedpans, urinals (portable type) and chamber	0	633	0	50 036
7615209000	Other sanitary ware and parts thereof of aluminium	8 736	128 873	11 473	350 244
7616101000	Nails of aluminium	1 662	147 452	3 513	371 596
7616102000	Staples and hooks of aluminium	16 459	355 616	181 964	2 213 763
7616109000	Tacks, rivets, cotters, cotter pins and washers of aluminium	38 480	657 698	499 323	6 897 941
7616910000	Other cloth, grill, netting and fencing, of aluminium wire	25 719	1 186 362	85 006	2 450 461
7616992000	Ferrules for use in the manufacture of pencils	1 480	72 078	24 321	796 366
7616993000	Alum. slugs, round, of such dim. that the thick's > one tenth of the di	190 340	1 650 578	515 157	4 379 230

I.3. IMPOR MENURUT KOMODITI / IMPORT BY HS COMMODITY
***** NOVEMBER/NOVEMBER 2011 *****

HS	Uraian Komoditi Commodity Description	Berat Bersih / Net Weight (Kg)		Nilai / Value C.I.F (US\$)	
		Bulan ini Current Month	Kumulatif Cum.Jan. to date	Bulan ini Current Month	Kumulatif Cum.Jan. to date
7616994000	Bobbins, spools, reels and similarsupports for textile yarn	4 985	277 302	54 160	772 001
7616996000	Latex spouts and latex cups	171	930	4 192	21 604
7616999010	Venetian blinds	7 706	53 652	3 609	337 788
7616999090	Other articles of aluminium	349 132	4 151 831	3 333 628	33 687 598
7801100000	Refined lead	5 418 335	52 192 168	12 274 314	133 902 743
7801910000	Oth unwrought lead&containing by wgtantimony as the principal c	2 351 668	28 866 808	4 679 920	67 297 069
7801991000	Oth unwrought lead&containing by wgtunrefined	957 798	8 675 265	1 992 328	20 612 894
7801999000	Oth unwrought lead&containing by wgt	399 557	3 003 189	951 655	8 764 629
7804110000	Sheets, strip and foilof a thickness < 0,2 mm	870	23 145	1 540	128 653
7804190010	Lead embossed, cut to shape, perfortd,coated,printed, backed, rei	229	53 762	29 179	1 430 598
7804190090	Oth.lead plates, sheets, strip andfoil, lead	6 739	620 902	248 957	5 247 254
7804200000	Powders and flakes	14	75 005	286	47 545
7806002000	Other articles of lead,bars,rods,profiles and wire	2 135	59 955	10 958	1 233 732
7806003000	Other articles of lead,tubes,pipesand tube or pipe fittings (for	4 164	1 926 470	59 495	2 798 617
7806009010	Lead wool,washers,electro-plating anodes	1 062	22 544	8 386	2 514 118
7806009090	Other articles of lead	4 451	41 199	58 354	672 684
7901110000	Zinc not alloyed containingby weight 99.99% or more of zinc	7 443 069	61 439 112	15 325 896	143 002 035
7901120000	Zinc not alloyed containingby weight < 99.99% of zinc	3 676 422	36 044 782	7 628 297	84 895 537
7901200000	Zinc alloys	1 320 924	14 969 095	2 621 205	35 655 807
7903100000	Zinc dust	192 937	1 097 436	520 415	3 251 038
7903900000	Zinc powders and flakes	246 535	1 536 935	858 067	5 999 577
7904000010	Zinc wire,bars,rods,not surface treated	1 148	195 812	8 206	473 078
7904000090	Zinc profiles	136	68 458	560	627 858
7905001010	Zinc plates, sheets, strip not surfacetreated	254 966	2 835 899	384 060	4 528 133
7905001020	Zinc plates, sheets, strip surfacetreated	130 778	1 095 501	42 951	498 062
7905002010	Zinc foil not surface treated	4 003	224 657	3 015	255 729
7905002090	Zinc foil Surface treated	0	11 000	0	12 474
7907003000	Gutters, roof capping, skylight frames& oth fabricated building co	35 712	1 677 603	36 883	1 477 797
7907004000	Zinc tubes, pipes,tube, pipe fittings(cuoplings, elbows, sleeves)	6 758	228 522	51 919	473 097
7907009010	Electro-plating anodes; stencil plates	211 054	2 086 453	558 060	6 165 472
7907009020	Domestic articles and parts thereof	7 627	172 747	5 581	406 131
7907009090	Oth articles of zinc oth than domestic	115 006	1 703 999	349 626	5 662 381
8001100000	Tin, not alloyed	14 244	1 137 582	75 998	2 444 801
8001200000	Tin alloys	22 138	276 346	695 121	9 440 298
8002000000	Tin waste and scrap.	1 000	1 000	498	498
8003000000	Tin bars, rods, profiles and wire.	24 080	574 645	644 534	12 508 213
8007002000	Other articles of tin, sheets and strip,Plates, thickness > 0,2mm	46 175	7 105 861	191 722	10 189 931
8007003000	Tin-foil (whether or not printed or backper),thick < 0,2 mm,powde	1 152	5 534	8 593	36 399
8007004000	Tin-Tubbes, pipes and tube or pipe fitti(for example, couplings, elt	3	1 434	58	52 442
8007009010	article of tin, Collapsible tubes fordentifrices, colours, and the like,	0	45	0	1 154
8007009090	Other articles of tin	16 005	205 521	62 590	815 470
8101100000	Tungsten (wolfram) powders	762	25 436	19 273	1 229 888
8101940000	Unwrought tungsten, including barsand rods obtained simply by si	192	1 792	105 466	490 339
8101960000	Tungsten wire	5 130	88 317	168 647	2 881 277
8101990010	Tungsten bar&rods,oth than those obtaineplly by sintering,profiles	188	1 517	30 740	135 856
8101990090	Other tungsten (wolfram)	290	6 433	42 412	398 389
8102100000	Molybdenum powders	250	1 613	24 610	54 045
8102940000	Unwrought molybdenum, including barsand rods obtained simply	0	49	0	280
8102950000	Molybdenum bar&rods,o.than those obt'dsimp. by sintering,profil	45	1 074	153	76 069
8102960000	Molybdenum wire	476	19 998	46 887	721 263
8102990000	Other molybdenum	2	106	1 019	7 508
8103200000	Unwrought tantalum, including bars androds obt'd simp.by sinteri	15 074	80 072	3 258 030	14 492 632
8103900000	Other tantalum	0	442	0	11 362
8104110000	Unwrought magnesium containingat least 99.8 % by weight of ma	217 543	2 230 485	690 477	7 254 130
8104190000	Other unwrought magnesium	6 624	84 428	18 325	251 285
8104300000	Magnesium raspings,turnings &granules,graded according to size;	15 050	81 675	100 376	646 947
8104900000	Other magnesium	347	45 022	2 272	149 064
8105201000	Unwrought cobalt	0	20 000	0	757 844
8105209000	Mattes cobalt; cobalt powders	7 000	44 653	204 450	1 402 210
8105900000	Other cobalt mattes	598	9 565	44 177	644 597
8106009000	Other bismut	300	7 532	11 112	195 368
8107200000	Unwrought cadmium, powders	2	12	402	3 453
8107900000	Other cadmium	12	1 341	3 200	8 809
8108200000	Unwrought titanium; powders	8 054	9 801	20 939	30 610
8108300000	Titanium waste and scrap	0	5	0	27
8108900000	Other titanium	24 928	353 199	1 155 976	11 284 793
8109200000	Unwrought zirconium; powders	1 257	7 598	2 620	33 050
8109900000	Other zirconium	730	49 148	3 000	112 728
8110100000	Unwrought antimony; powders	0	272 861	0	4 018 458
8110900000	Other antimony	0	56 732	0	515 137
8111000000	Manganese and articles thereof, includewaste and scrap.	72	38 450	770	132 905

I.3. IMPOR MENURUT KOMODITI / IMPORT BY HS COMMODITY
***** NOVEMBER/NOVEMBER 2011 *****

HS	Uraian Komoditi Commodity Description	Berat Bersih / Net Weight (Kg)		Nilai / Value C.I.F (US\$)	
		Bulan ini Current Month	Kumulatif Cum.Jan. to date	Bulan ini Current Month	Kumulatif Cum.Jan. to date
8112120000	Unwrought beryllium; powders	2 132	6 352	42 373	75 025
8112190000	Other beryllium	346	11 614	60 639	491 325
8112210000	Unwrought chromium; powders	395	56 218	7 557	596 604
8112290000	Other Chromium	300	3 249	5 447	110 816
8112990000	Other thallium	0	156	0	2 840
8113000000	Cermets and articles thereof,including waste	0	2	0	4 977
8201100000	Spades and shovels	1 039	99 062	4 053	142 732
8201200000	Forks	0	11 536	0	155 488
8201301000	Hoes (mamooties) and rakes	61	178 148	1 350	150 345
8201309000	Mattocks and picks	159	29 756	476	49 382
8201400000	Axes, bill hooks and similar hewing tool	3 864	17 372	5 362	39 125
8201500000	Secateurs & similar one-handed prunersand shears (including pou	5 111	103 629	8 300	220 817
8201600000	Hedge shears,two-handed pruning shearsand similar two handed	0	3 616	0	6 985
8201900000	Other hand tools of a kind used inagriculture, horticulture or fore:	7	24 469	94	126 561
8202100000	Hand saws	225 957	2 050 371	364 085	3 230 206
8202200000	Band saw blades	111 283	995 292	425 038	5 167 351
8202310000	Circular saw blades with working partof steel	20 101	185 767	118 278	1 109 262
8202390000	Other circular saw blades,including parts	144 703	1 075 909	397 828	2 867 853
8202400000	Chain saw blades	64 347	1 053 225	140 800	3 246 384
8202910000	Straight saw blades for working metal	2 040	107 715	4 862	231 227
8202991000	Straight saw blades	2 255	80 338	64 026	718 061
8202999000	Other saw blades	76 909	921 406	261 161	3 759 296
8203100000	Files, rasps and similar tools	98 451	862 428	1 733 336	3 111 819
8203200000	Pliers (including cutting pliers),pincers, tweezers and similar tools	431 528	4 120 343	837 912	8 505 769
8203300000	Metal cutting shears and similar tools	87 595	621 894	216 630	2 301 749
8203400000	Pipe-cutters, bolt croppers,perforating punches, and similar tools	199 807	613 217	348 336	1 917 006
8204110000	Hand operated spanners and wrencheson - adjustable	583 919	5 394 412	1 261 349	10 854 762
8204120000	Hand operated spanners and wrenchesadjustable	241 238	2 998 677	1 095 936	9 077 886
8204200000	Interchangeable spanner sockets,with or without handles	183 415	1 595 536	666 181	5 733 052
8205100000	Drilling, threading or tapping tools	102 017	662 970	353 723	3 888 653
8205200000	Hammers and sledge hammers	564 738	5 780 767	653 836	8 098 023
8205300000	Planes, chisels, gouges andsimilar cutting	93 523	1 482 428	131 600	2 127 507
8205400000	Screwdrivers	341 857	2 888 008	617 759	5 727 280
8205511000	Flat irons	0	5 580	0	23 703
8205519000	Other household tools	22 583	75 042	234 557	758 168
8205900000	Other hand tools , oth than househlootools	391 516	4 493 463	1 347 221	14 213 622
8205600000	Blow lamps	11	11 604	515	20 500
8205700000	Vices, clamps and the like	309 502	2 217 477	873 976	8 101 870
8205800000	Anvils; portable forges; hand-/pedal-op'ted grinding wheels with fi	6 637	70 415	72 615	707 953
8205900000	Sets of articles of two or moreof the foregoing subheadings	152 707	651 936	505 872	3 367 799
8206000000	Tools of two/more of the headings82.02to82.05 put up in sets for	158 371	1 757 710	1 444 910	10 360 355
8207130000	Rock drilling or earth boring toolswith working part of cermets	13 181	139 793	686 500	4 348 148
8207190000	Other rock drilling or earth boringtools, including parts	422 350	3 134 880	4 026 158	46 840 195
8207200000	Dies for drawing or extruding metal	58 937	887 926	5 855 452	56 253 251
8207300000	Tools for pressing, stampingor punching	513 756	2 972 830	13 084 919	53 632 681
8207400000	Tools for tapping or threading	21 309	277 963	1 075 128	11 849 163
8207500000	Tools for drilling,other than for rock drilling	168 473	1 340 189	1 947 960	17 571 200
8207600000	Tools for boring or broaching	33 598	214 759	1 585 676	6 414 276
8207700000	Tools for milling	15 360	215 640	886 427	6 714 777
8207800000	Tools for turning	18 101	308 686	869 709	10 616 004
8207900000	Other interchangeable tools	106 404	853 330	2 527 732	26 680 910
8208100000	Knives and cutting bladesfor metal working	10 408	271 870	864 137	7 889 285
8208200000	Knives and cutting bladesfor wood working	157 791	1 142 708	1 273 232	8 825 761
8208300000	Knives&cutting blades f kitchen app'es/for mach. used by the food	2 222	34 726	70 803	443 401
8208400000	Knives&cutting blades for agricultural, horticultural or forestry ma	28 999	162 282	42 263	489 932
8208900000	Other knives and cutting blades	269 302	2 474 341	2 475 756	23 833 079
8209000000	Plates, sticks, tipsand the like for tools,	60 900	1 129 902	1 648 358	11 687 562
8210000000	Hand-operated mechanicalappliances, weighing	194 209	2 247 711	181 362	2 369 527
8211100000	Knives with cutting blades,serratedor not and sets of assorted arti	19 129	292 464	44 543	805 438
8211910000	Table knives having fixed blades	39 368	344 400	143 411	1 383 757
8211925010	knives ,fix blades, handle of base metalfor agricultural, horticultur;	439	8 742	14 289	397 675
8211925090	knives ,fix blades,handle oth than metalfor agricultural, horticultur	6 264	66 230	9 072	121 972
8211929010	Flick or spring knives; hunting,divingand scouts knives,penknives;b	2 309	26 097	4 579	151 208
8211929020	Other knives having fixed bladeswith handle of base metal	149	8 988	4 942	54 312
8211929090	Other knives having fixed bladeswith handle oth than base metal	3 747	75 464	24 983	462 819
8211932010	Knives,oth than fixed blades,with handlebase metal, for agricultur;	0	1 403	0	3 430
8211932090	Knives,oth than fixed blades,handle oththan metal, for agricultural	27	2 471	297	6 610
8211939010	Knives having other than fixed bladeswith handle of base metal	3	1 319	4	10 138
8211939090	Knives having other than fixed blades,with handle oth than base r	1 564	70 886	14 066	341 719
8211940000	Blades with handle of base metal	8 272	177 627	113 996	1 285 906
8211950000	Knives with handles of base metal	13 603	102 937	57 936	737 813

I.3. IMPOR MENURUT KOMODITI / IMPORT BY HS COMMODITY
***** NOVEMBER/NOVEMBER 2011 *****

HS	Uraian Komoditi Commodity Description	Berat Bersih / Net Weight (Kg)		Nilai / Value C.I.F (US\$)	
		Bulan ini Current Month	Kumulatif Cum.Jan. to date	Bulan ini Current Month	Kumulatif Cum.Jan. to date
8212100000	Razors	17 203	116 725	85 489	649 529
8212201000	Safety razor bladeswith double-edged razor blades	121 049	994 113	2 800 624	22 937 159
8212209000	Other razors and razor blades	29 670	314 244	82 190	953 921
8212900000	Other parts of razors and razor blade	203	11 213	3 766	94 814
8213000000	Scissors, tailors' shearsand similar shears,	238 579	2 201 467	330 067	3 701 535
8214100000	Ppr knives,ltrr openers,erasing knives,pencil sharpeners and blade	138 731	1 169 137	365 632	2 436 141
8214200000	Manicure or pedicure setsand instruments	86 797	524 449	136 091	1 360 139
8214900000	Other articles of cutlery	128 342	840 861	273 806	1 435 651
8215100000	Spoons,forks,ladles,skimmer, cake serv.&fish knives sets of assorte	9 735	88 780	6 977	221 753
8215200000	Similar kitchen and tableware,other sets of assorted articles	180 545	1 820 870	466 529	2 994 610
8215910000	Similar kitchen and tablewareplated with precious metal	0	20 222	0	51 616
8215990000	Other similar kitchen and tableware	666 342	5 605 209	955 979	10 574 730
8301100000	Padlocks	758 918	6 283 510	1 008 774	10 811 779
8301200000	Locks of a kind used f motor vehicles	202 853	1 923 532	1 925 279	20 261 620
8301300000	Locks of a kind used for furniture	401 495	3 876 697	537 398	5 357 906
8301400000	Other locks	1 106 571	8 840 816	2 224 602	19 440 982
8301500000	Clasps and frames with clasps,incorporating locks	11 234	143 436	178 180	1 427 972
8301600000	Parts of padlocks and lock	573 018	5 074 889	3 013 340	30 266 905
8301700000	Keys presented separately	25 770	135 310	132 774	529 153
8302100000	Hinges	1 499 689	17 608 235	2 172 606	31 607 501
8302200000	Castors	435 451	4 782 029	522 092	7 133 591
8302300000	Oth mountings, fittings and similararticles suitable for motor vehic	391 614	4 496 566	3 377 322	33 444 919
8302413010	Hasps ; suitable for buildingsuitable for building	276 987	2 622 586	303 355	2 579 275
8302413090	Bolts, hooks, eyes and staplessuitable for building	158 812	1 297 711	195 111	1 964 485
8302419000	Other mountingsuitable for building	1 092 140	10 405 827	1 887 944	16 780 231
8302421000	Bolts and haspsuitable for furniture	11 630	169 545	43 942	519 652
8302429000	Other Mounting ; suitable for furniture	1 637 718	15 218 143	3 440 309	31 353 224
8302491000	Mounting of a kind suitable for saddlery	1 725	37 154	9 739	338 651
8302499000	Other mounting ; oth than of a kindsuitable for saddlery	507 210	6 176 361	670 883	11 936 899
8302500000	Hat-racks,hat-pegs, bracketsand similar fixtures	123 085	1 294 263	720 565	4 560 464
8302600000	Automatic door closers	85 811	758 219	407 385	3 036 254
8303000000	Armoured/reinforced safes, strong-boxesand doors and safe depos	257 433	3 355 051	601 754	6 960 542
8304001000	Filing cabinets or card-index cabinets	42 420	558 125	78 791	1 010 225
8304002000	Office or desk equipment of copper orof lead	5 239	106 237	30 033	602 123
8304009000	Other similar office or desk equipment	192 360	2 038 223	660 363	6 508 459
8305101000	Fittings for double loop wire bindersdouble loop wire binders	62 510	684 376	144 838	1 637 617
8305109000	Fittings for loose-leaf binders or filesoth than double loop wire bin	122 860	1 083 382	258 655	2 014 596
8305200000	Staples in strips	366 016	2 714 492	448 589	3 986 183
8305900000	Letter coners, paper clips, indexingtagsoffice articles	190 640	2 424 515	640 685	7 014 649
8306101000	Bells for cycles	12 159	107 609	16 918	220 491
8306102000	Bells, gongs and the like, of copper	0	291	0	3 593
8306109000	Bells, gongs and the like,oth than of copper	2 268	29 132	16 610	168 333
8306210000	Statuetes and other ornamenplated with precious metal	1 377	4 822	20 194	46 324
8306291000	Statuetes and other ornamen, of copperor lead	10 602	19 603	13 616	36 159
8306299000	Statuetes and other ornamen, of oth thancopper or lead	14 780	119 817	41 164	453 820
8306301000	Photograph, picture or similar frames;mirrors : of copper	13	4 968	336	12 695
8306309000	Photograph, picture or similar frames;mirrors : of oth than copper	21 598	345 234	62 003	1 008 738
8307100000	Flexible tubing of base metal, withor without fitting of iron or stee	167 903	2 003 860	1 138 373	14 890 368
8307900000	Flexible tubing of base metal, with orwithout fitting of other base	5 631	173 347	78 950	1 219 911
8308100000	Hooks,eyes&eyelet o base metal of a k.used f cloth,footwear,awni	309 875	2 954 083	3 362 737	32 286 309
8308200000	Tubular/bifurcated rivets of bs metalof a kind used for clothing,fo	41 159	450 179	820 439	5 601 959
8308901000	Beads of base metal	38 450	609 098	405 490	3 808 521
8308902000	Spangles of base metal	4 330	41 020	70 044	506 636
8308909000	Other clups and parts	436 934	4 394 613	3 794 155	33 687 887
8309100000	Crown corks of packing accessoriesof base metal	6 809	96 103	104 894	459 041
8309901000	Capsules for bottles of base metal	12 289	57 571	67 683	402 905
8309902000	Top ends of alum. cans of base metal	150 924	3 493 781	902 038	17 902 527
8309903000	Other caps for cans of base metal	318 999	1 947 410	1 013 867	6 031 665
8309904000	Bungs for metal drums; bung covers;seals;case corner protectors	28 446	340 305	200 577	2 131 681
8309905000	Oth packing accessories, of aluminium	45 553	588 414	418 977	5 525 130
8309909000	Oth packing accessories, of base metal	79 596	1 161 796	826 018	9 633 181
8310000000	Sign , name, address and similar plates,numbers, and oth symbols,	26 716	215 869	385 917	3 092 298
8311101000	Coated electrodes of base metal,for electric arc-welding : In rolls	282 286	3 714 335	1 349 713	14 523 553
8311109000	Coated electrodes of base metal,for electric arc-welding, In oth th:	1 792 500	21 213 014	2 770 815	32 564 243
8311201000	Cored wire of base metal, for electric arc-welding : In rolls	435 480	6 803 458	1 057 089	10 633 235
8311209000	Cored wire of base metal, for electric arc-welding : In oth than roll	210 755	2 026 507	258 579	7 337 465
8311301000	Coated rods &core wire of base metalfor sold,braz/welding by flar	700 438	6 260 431	2 526 465	23 407 697
8311309000	Coated rods & core wire, base metal,for sold,braz/weld by flame in	462 388	7 619 675	1 816 710	21 163 645
8311900000	wire and rods, of agglomerated basemetal powder , used for metal	198 621	2 267 243	942 112	10 268 478
8401100000	Nuclear reactors	0	28 023	0	172 336
8401200000	Machin and app for isotopic separation,and parts thereof non-irra	980	12 816	1 400	512 369

I.3. IMPOR MENURUT KOMODITI / IMPORT BY HS COMMODITY
***** NOVEMBER/NOVEMBER 2011 *****

HS	Uraian Komoditi Commodity Description	Berat Bersih / Net Weight (Kg)		Nilai / Value C.I.F (US\$)	
		Bulan ini Current Month	Kumulatif Cum.Jan. to date	Bulan ini Current Month	Kumulatif Cum.Jan. to date
8401300000	Fuel elements (cartridges),	17	3 527	223	205 629
8401400000	Parts of nuclear reactors	0	173	0	4 529
8402111000	Watertube boiler electric with a steamproduction exceeding 45 to	4 745	3 724 773	147 549	11 545 410
8402112000	Watertube boiler not electric with asteam production exceeding 4	0	2 030 299	0	8 923 856
8402121100	Watertube boilers elect. with a steam15 tons <= steam prod.< 45t	527 137	7 074 708	1 673 813	24 594 397
8402121900	Watertube boilers electric with asteam prod < 15 tons /hours	745 041	5 768 689	1 536 029	17 519 625
8402122900	Watertube boilers not electric with a15 tons <= steam prod.< 45tc	294	349 204	10 770	874 510
8402191100	Electric boilers with a steamprod.< 15 tons/hours	0	108 058	0	680 444
8402191900	Oth vapour elect generating boilers,inclhybrid boilers, steam prod.	203 332	1 943 525	393 670	4 587 612
8402192100	Oth not-elect generating boilers,inclhybrid boilers, steam prod >15	0	350 837	0	1 595 454
8402192900	Oth not-elect generating boilers,inclhybrid boilers, steam prod<=1	49 684	1 434 567	91 387	6 998 225
8402201000	Electric super heated water boilerselectrically operated	2 682	144 963	6 226	238 512
8402202000	Electric super heated water boilers not electrically operated	97 000	806 078	1 292 079	4 385 787
8402901000	Boiler bodies or shellsgenerating boilers	490 823	5 724 842	2 104 699	19 312 627
8402909000	Other parts of steam or other vapourgenerating boilers	628 882	15 641 601	3 370 400	71 230 322
8403100000	Boilers of central heating boilers otherthan those of heading 84.02	224 750	2 588 640	1 432 657	15 319 723
8403901000	Boiler bodies or shells central heatingboilers oth than those of hea	70	974 915	838	7 883 417
8403909000	Other part of central heating boilersoth than those of heading 84.(166 842	10 532 160	493 564	28 865 459
8404101010	Soot remover for use with boilers ofheading 84.02	4 642	161 179	55 308	1 245 408
8404101090	Oth auxiliary plant for use with boilersof heading 84.02	2 190 284	23 614 827	26 040 254	118 478 211
8404102000	Oth auxiliary plant for use with boilersof heading 84.03	215 707	1 722 231	4 715 378	14 449 194
8404200000	Condensers for steam orother vapour power units	55 321	2 465 258	3 568 230	33 382 793
8404901100	Boiler bodies or shellsof goods of subheading 8404.10.10 :	0	1 648	0	19 111
8404901900	Part oth than boiler bodies or shellsof goods of subheading 8404.1	67	158 112	11 332	831 059
8404902100	Boiler bodies or shellsof goods of subheading 8404.10.20 :	1 180	1 180	8 794	8 794
8404902900	Part oth than boiler bodies or shellsof goods of subheading 8404.1	1 435	168 493	6 449	648 954
8404909000	Other parts of auxiliary machineryfor use with boilers	429 242	10 910 099	16 546 610	88 484 838
8405100000	Producer gas/water gas generators,withor without purifiers; acety	9 717	1 213 196	300 247	10 301 519
8405900000	Parts of producer gasor water generators	679	538 528	22 198	10 704 610
8406100000	Turbines for marine propulsion	0	26 672	0	2 480 660
8406810000	Turbines oth than marine propulsionof an output exceeding 40 MW	1 060 160	25 183 656	5 422 455	184 334 278
8406820000	Turbines oth than marine propulsionOf an output not exceeding 4	27 315	1 846 175	851 089	25 127 781
8406900000	Parts of steam turbines and parts	107 543	10 832 602	6 328 052	149 233 374
8407100000	Spark-ignition rcprctg piston enginesfor aircraft	2 720	95 549	225 965	47 959 417
8407210000	Outboard motors, marine propulsion engines	162 253	1 263 795	4 787 327	35 353 759
8407291000	Spark-ignition rcprctg piston engn foroth marine prop egn, output	107 532	1 414 124	402 444	6 912 895
8407299000	Spark-ignition rcprctg piston engn foroth marine prop egn, output	0	105 061	0	3 316 961
8407310000	Reciprocating piston engine of vichileof chapter 87 ,capacity <=50	0	48 486	0	136 225
8407320000	Reciprocating piston engine of vichileof chapter 87 ,50cc< capacity	263 810	2 863 689	2 605 936	25 857 298
8407330000	Reciprocating piston engine of vichileof chapter 87 ,250cc< capaci	0	17 400	0	107 926
8407341000	Piston engine for pedestrian controlledtractors, cylinder capacity <=	5 459	54 896	136 075	1 333 826
8407342000	Reciprocating piston engine of vichileof heading 87.01	7	660	171	15 748
8407343000	Spark ignition rcprctg piston engn of acyl.capa exc. 1000 cc for vhc.	4 770	54 887	127 225	1 403 238
8407349000	Piston engn of a capacity exc. 1000 ccoth.for tractors,vhc.of hd 87	1 398 665	13 225 738	11 160 140	96 365 549
8407901000	Oth spark-ignition recipro pist engineof a power not exceeding 18.6	375 044	7 345 272	1 112 261	26 042 777
8407902000	Oth spark-ignition recipro pist enginepower > 18.65 kw and <= 22.	2 199	136 220	4 448	396 093
8407909000	Oth spark-ignition recipro pist engineof a power > 22.38kw (30hp)	42 534	1 120 679	428 532	3 387 296
8408104000	Comprss-igntn piston eng. for marinepropulsion of a power not exc	902 053	7 455 232	1 830 774	26 874 220
8408109000	Comprss-igntn piston eng.for marinepropulsion of a power exceed	50 119	1 874 043	2 928 406	39 578 230
8408201100	Comprss-igntn piston engines for vhcls8701.10, output <= 60 kw	0	13 395	0	24 938
8408201200	Comprss-igntn piston eng oth for vhcls8701.10, output <= 60kw,fu	692 329	4 419 940	910 104	6 950 734
8408201900	Comprss-igntn piston engines for vhclsoth 87,not fully assemble,or	1 921	84 253	41 385	2 373 674
8408209100	Comprss-igntn piston engines for vhcls8701.10, oth output not exc	758	37 806	22 871	1 114 497
8408209200	Comprss-igntn piston engine oth for vhcls8701.10,oth.output <= 60kv	611 424	8 230 646	7 831 977	134 826 960
8408209900	Comprss-igntn pist engines oth for vhcl8701.10,oth.output <= 60k	9 519	1 091 203	88 632	10 940 290
8408901010	Comprss-igntn piston engn for earth movemach. of an output not	14	9 489	383	26 170
8408901020	Comprss-igntn piston engn,railway loc/tramway vhc.of output not	161	7 053	19 982	277 755
8408901090	Compr-ign piston engn oth for earth movemach,railway loc.output	816 272	12 770 911	1 889 226	21 847 896
8408905010	Comprss-igntn piston engn for earth movemach. of an output exc.	567 996	4 300 153	8 871 965	66 562 713
8408905090	Compr-ign piston engn oth.for earth movemach,railway loc. an ou	243 940	3 133 057	2 916 003	34 042 797
8408909100	Compr-ign piston eng for earth move machoth.an output>100kw,	85 342	948 962	1 344 025	15 521 979
8408909200	Compr-ign piston eng for railwy loc/tramvhc.oth.output > 100kw,ε	14 001	25 671	773 442	1 012 430
8408909900	Comp.ign.piston eng.oth,earth move machrail loc. oth output exc.	1 740 216	23 422 939	2 356 718	43 062 488
8409100000	Parts suitable for aircraft engines	2 164	14 139	6 426	452 885
8409911100	Carburettors & parts thereof for earthmoving machinery, spark-ign	10 301	169 794	346 715	3 528 454
8409911200	Cylinder blocksfor earth mov machinery,spark-ignition	15 965	156 844	186 832	1 918 145
8409911300	Cylinder linersfor earth mov machinery,spark-ignition	9 400	46 555	128 375	752 648
8409911400	Heads and head coverfor earth machinery,spark-ignition	17 163	258 567	129 096	2 409 351
8409911500	Pistons for earth mov machinery,spark-ignition	27 758	474 270	338 566	4 968 833
8409911600	Piston rings,gudgeon pinsfor earth movemachinery, spark-ignition	19 366	145 931	300 579	2 684 075
8409911900	Oth parts suitable for earthmoving machinery, spark-ignition	38 470	412 165	180 216	3 177 694

I.3. IMPOR MENURUT KOMODITI / IMPORT BY HS COMMODITY
***** NOVEMBER/NOVEMBER 2011 *****

HS	Uraian Komoditi Commodity Description	Berat Bersih / Net Weight (Kg)		Nilai / Value C.I.F (US\$)	
		Bulan ini Current Month	Kumulatif Cum.Jan. to date	Bulan ini Current Month	Kumulatif Cum.Jan. to date
8409912100	Carburettors&part thereof for vhcls of87.01, power =< 22.38 kw,	111	6 331	3 235	133 313
8409912200	Cylinder blocks for vehicle of head 87.01power =< 22.38 kw, spark-	862	64 468	14 649	473 934
8409912300	Cylinder liners for vehicle of head 87.01power =< 22.38 kw, spark-i	12	3 932	597	51 171
8409912400	Heads and head cover for vhcls of 87.01power =< 22.38 kw, spark-	867	13 532	68 747	758 285
8409912500	Pistons for vehicles of 87.01, power =< 22.38 kw, spark-ign	2 556	23 843	27 225	539 378
8409912600	Piston rings & gudgeon pins for vhcls of87.01, power =< 22.38 kw, :	494	4 849	4 616	40 259
8409912900	Oths parts suitable for vehicles 8701, power =< 22.38 kw, spark-igr	586	97 071	30 869	561 576
8409914100	Carburettors and parts thereof for vehicles 87.11, spark-ignition	203 517	2 698 885	7 626 041	112 986 897
8409914200	Cylinder blocks, crank casesfor vhcls 87.11,spark-ignitio	151 791	2 005 759	1 705 451	20 695 615
8409914300	Cylinder linersfor vehicles 87.11,spark-ignition	16 887	80 642	73 553	234 179
8409914400	Heads and head coverfor vehicles 87.11,spark-ignition	119 260	1 590 209	4 814 668	52 267 225
8409914500	Pistons for vehicles 87.11,spark-ignitio	35 564	475 785	265 246	4 284 436
8409914600	Piston rings and gudgeon pins forfor vehicles 87.11,spark-ignition	8 186	189 817	345 791	5 221 122
8409914900	Oth parts suitable for vehiclesheadng 87.11, spark-ignition	304 017	3 401 890	7 189 529	89 439 742
8409915100	Caburettors and parts thereof for othvehicles of chapter 87, spark-	68 444	644 755	1 316 312	11 988 355
8409915200	Cylinder blocks, crank cases for othvehicles of chapter 87, spark-ig	1 080 808	10 093 366	9 256 360	106 461 333
8409915300	Cylinder liners for othvehicles of chapter 87, spark-ignition	11 787	203 473	22 809	768 690
8409915400	Heads and head cover for othvehicles of chapter 87, spark-ignition	51 566	795 696	490 715	9 815 949
8409915500	Pistons for oth vehicles of chapter 87,spark-ignition	70 826	857 124	1 486 972	14 555 362
8409915600	Piston rings and gudgeon pins for othvehicles of chapter 87, spark-	21 541	500 420	954 910	13 782 515
8409915900	Oth parts suitable for vehicles foroth vehicles 87, spark-ignition	902 252	9 175 289	15 153 760	142 511 583
8409916100	Cyl.block,crank case,marine propul eng,power<= 22.38kw for vsssl	277	15 452	328	45 282
8409916200	Piston for marine propuls eng, power<=22.38 kw for vsssl of 89, s	113	933	652	8 882
8409916300	Oth.for vsssl chapt.89,marine propl engof a power <= 22.38 kw, sp	9 604	167 847	74 332	2 817 959
8409916400	Cyl.block,crank cases,marine propls engpower>22.38kw for chapte	766	7 565	14 875	342 236
8409916500	Pistons for marine propuls eng.of power>22.38 kw for vsssl of 89,s	1 676	15 327	92 001	737 443
8409916600	Oth.for chapt.89 for marine propuls eng, of a power>22.38 kw, spa	21 700	225 290	66 448	1 936 910
8409917100	Carburettors & parts thereof for othengines, spark-ignition	10 321	81 529	17 540	349 467
8409917200	Cylinder block for oth eng,spark-ign	179 851	1 707 501	272 262	3 701 324
8409917300	Cylinder liner for oth eng,spark-ign	9 653	193 352	165 319	2 299 347
8409917400	Heads and head cover for oth engines,spark-ignition	30 523	459 872	225 805	3 116 764
8409917500	Pistons for oth engines,spark-ignition	36 699	486 627	728 743	10 536 253
8409917600	Piston rings and gudgeon pins for othengines, spark-ignition	3 339	32 328	61 311	635 741
8409917900	Oth parts for oth engines,spark-ignition	389 846	4 241 609	2 364 071	29 570 164
8409991100	Carburettors & parts thereof for earthmoving machinery, comp-ig	1 550	38 616	56 805	1 185 653
8409991200	Cylinder blocks for earth moving mach,comp-ignition	8 844	94 305	422 541	2 723 235
8409991300	Cylinder liners for earth moving mach,comp-ignition	1 543	45 183	25 915	367 717
8409991400	Heads and head cover for earth movingmachinery, comp-ignition	57 579	520 157	1 848 846	14 039 345
8409991500	Pistons for earth moving machinery,comp-ignition	8 115	125 799	247 954	2 412 011
8409991600	Piston ring & gudgeon pin for earth movemachinery, comp-ignitio	5 321	70 640	134 612	1 335 228
8409991900	Oth parts suitable for earthmoving machinery, comp-ignition	31 078	1 242 375	606 334	8 890 661
8409992100	Carburettors&part thereof for vehiclesof 87.01 comp-ignition	11 742	80 757	9 885	80 156
8409992200	Cylndr blocks for vehicles of 87.01comp-ignition	54 001	365 468	71 422	417 918
8409992300	Cylndr liners for vehicles of 87.01comp-ignition	698	26 919	14 935	107 657
8409992400	Heads and head cover for vhcls of 87.01comp-ignition	15 122	44 791	81 036	380 537
8409992500	Pistons for vehicles of 87.01,comp-ignition	1 071	21 751	10 338	84 686
8409992600	Piston ring&gudgeon pin for vhcls of87.01 comp-ignition	113	99 847	5 509	64 301
8409992900	Oths parts suitable for vhcls 87.01,comp-ignition	53 310	393 314	69 153	698 028
8409994100	Caburettors and parts thereof for othvehicles of chapter 87, comp	150 030	1 589 470	2 475 182	22 107 164
8409994200	Cylinder blocks for oth vhcls of chapt87, comp-ignition	378 345	3 475 642	5 457 964	49 577 431
8409994300	Cylinder liners for oth vehicles ofchapter 87,comp-ignition	24 886	271 166	212 833	2 133 910
8409994400	Heads and head cover for vehicles ofchapter 87,comp-ignition	180 757	1 989 689	2 594 895	27 963 747
8409994500	Pistons for oth vehicles ofchapter 87,comp-ignition	55 810	625 030	530 244	5 592 903
8409994600	Pistons ring & gudgeon pins for vhcls ofchapter 87, comp-ignition	46 797	587 845	937 782	10 704 838
8409994900	Oth parts suitable for vehicles foroth vehicles 87, comp-ignition	990 150	10 267 823	15 198 764	156 882 925
8409995100	Cyl.block,crank case,marine propuls.eng,power<= 22.38kw for vsssl	0	67	0	292
8409995200	Piston for marine propul eng of power<=22.38 kw for vsssl of 89,ci	0	1 920	0	5 239
8409995300	Oth.for vsssl chapt.89,marine propul engof a power<= 22.38 kw, ci	1 610	40 128	6 822	157 715
8409995400	Cyl.block,crank cases,marine propuls engof power>22.38kw for vs:	1 478	6 944	8 246	54 925
8409995500	Pistons for marine propuls eng.of power> 22.38 kw for vsssl of 89,	684	16 180	4 762	372 989
8409995600	Oth.for vsssl, chap89,marine propuls engof a power>22.38 kw, con	7 421	471 248	376 162	2 691 012
8409996100	Carburettors & parts thereof for othengines, comp-ignition	6 531	162 187	24 459	885 646
8409996200	Cylinder blocks for oth engines,comp-ignition	22 317	204 134	558 635	4 218 367
8409996300	Cylinder liners for oth engines,comp-ignition	30 124	376 176	264 403	3 924 942
8409996400	Heads and head cover for oth engines,comp-ignition	406 180	6 842 825	462 967	12 629 841
8409996500	Pistons for oth engines, comp-ignition	26 150	469 989	290 977	4 409 444
8409996600	Piston rings and gudgeon pins for othengines, comp-ignition	12 184	174 838	57 116	1 941 832
8409996900	Oth parts for oth engines,comp-ignition	494 175	6 620 831	4 698 555	69 325 077
8410110000	Hydraulic turbine&water wheels of power<= 1,000 kw	37 828	363 108	128 000	1 333 167
8410120000	Hydraulic turbines and water wheels of apower>1,000 kw but not	18 550	341 749	104 146	2 729 464
8410130000	Hydraulic turbines and water wheels ofa power exceeding 10,000	0	29 628	0	4 298 339

I.3. IMPOR MENURUT KOMODITI / IMPORT BY HS COMMODITY
***** NOVEMBER/NOVEMBER 2011 *****

HS	Uraian Komoditi Commodity Description	Berat Bersih / Net Weight (Kg)		Nilai / Value C.I.F (US\$)	
		Bulan ini Current Month	Kumulatif Cum.Jan. to date	Bulan ini Current Month	Kumulatif Cum.Jan. to date
8410900000	Parts hydraulic turbines, water wheels,including regulators	43 964	478 538	228 405	7 566 127
8411110000	Turbo-jets of a thrust not exceed 25 kn	59 759	345 337	1 066 341	7 321 710
8411120000	Turbo-jets of a thrust exceeding 25 kn	26 234	75 449	18 750 976	50 452 308
8411210000	Turbo-propellers of a power not exceed1,100 kw	3 135	124 345	461 114	3 423 187
8411220000	Turbo-propellers of a power exceeding1,100 kw	174	10 851	410	374 029
8411810000	Oth gas turbines of a power not exceed5,000 kw	1 433	306 849	184 978	34 055 549
8411820000	Oth gas turbines of a power exceeding5,000 kw	208 088	1 991 351	7 591 790	104 358 014
8411910000	Parts of turbo-jets/turbo-propellers	13 758	19 774	17 380 473	18 852 293
8411990000	Oth parts of gas turbines	147 412	1 454 009	26 355 617	188 945 386
8412100000	Reaction engines oth than turbo-jets	64 792	194 457	1 511 015	4 006 266
8412210000	Hydraulic power engines and motorswith linear acting (cylinders)	118 185	1 583 961	1 330 928	19 146 913
8412290000	Oth hydraulic powerengines and motors	244 554	3 212 498	3 230 517	45 110 054
8412310000	Linear act (cylinders), for pneumaticpower engines and motors	14 474	158 532	332 482	3 441 219
8412390000	Oth linear acting (cylinders) forpneumatic power engines and mot	43 777	386 512	649 939	4 248 749
8412800000	Oth engines and motors	17 323	3 233 452	293 167	25 677 235
8412901000	Parts of reaction engines of subhead8412.10.00	326	8 426	21 840	118 460
8412909000	Oth parts of power engines & motors	116 012	4 092 387	2 613 497	61 101 761
8413110000	Pump fitted/design to a measu device fordispnsng fuel/lubric,usec	42 505	583 937	601 460	7 762 049
8413191000	Pumps fitted/designed to a measuringdevice electrically operated	420 171	1 974 348	7 018 755	30 570 772
8413192000	Pumps fitted/designed to a measuringdevice and not electrically o	24 469	470 418	479 316	5 954 111
8413201000	Water pump for hand pump,oth than thoseof subheading 8413.11	53 012	418 429	130 713	1 639 863
8413209000	Oth hand pumps, oth than thoseof subheading 8413.11or 8413.19	48 782	434 545	279 361	2 359 397
8413301100	Fuel,lubric.,cool medium pump,earth movemach/motor vhcle, rec	290 615	3 199 161	11 215 880	137 202 027
8413301900	Fuel,lubric.,cool medium pump,earth movemach/motor vhcil,not r	732 082	8 550 936	12 027 240	138 620 523
8413309100	Oth fuel,lubric,cool medium pumps,intercombust piston eng recip	2 848	242 701	56 886	4 515 873
8413309900	Oth fuel,lubric,cool medium pumps,intercombust piston eng oth re	608 814	2 595 526	6 394 336	37 447 294
8413401000	Concrete pumps, electrically operated	24 811	390 605	83 551	4 039 128
8413402000	Concrete pumps, not electric operated	11 756	93 394	124 000	617 316
8413501000	Oth reciprocating positivedisplacement pumps, electric operated	154 612	1 469 730	3 153 943	22 736 394
8413502000	Oth reciprocating positivedisplacement pumps,not electric operat	87 526	764 422	906 120	15 145 138
8413601000	Oth rotary positive displacement pumps, electrically operated	179 244	1 681 129	2 392 753	13 685 563
8413602000	Oth rotary positive displacement pumps, not electrically operated	66 770	582 178	702 980	5 370 320
8413701000	Single stage,water pump for belt driveror direct coupling	404 892	3 877 209	1 622 283	19 133 824
8413702200	Impulse-turbo water pumps of < 100 w&electrically operated for t	28	56 149	5 068	442 305
8413702900	Impulse-turbo water pumps of a capacity>100w electric operated	464 717	9 485 088	5 812 391	103 150 995
8413703000	Oth centrifugal pumps not electricallyoperated	275 818	2 243 816	2 116 450	17 976 828
8413811000	Oth pumps, electrically operated	360 487	5 508 827	2 678 437	44 504 942
8413812000	Oth pumps, not electrically operated	525 587	7 379 041	3 600 246	32 467 951
8413821000	Liquid elevators, electrically operated	396 971	2 845 446	1 845 468	14 835 941
8413822000	Liquid elevators,not electric operated	97 070	652 178	873 421	4 590 775
8413911000	Parts of pumps of subheading 8413.20.10	21 270	268 387	436 135	3 214 069
8413912000	Parts of pumps of subheading 8413.20.90	13 954	334 150	149 606	2 060 568
8413913000	Parts of pumps of subheading 8413.70.10	155 908	566 260	710 377	5 341 211
8413914000	Parts of pumps of oth centrifugal pumps	94 231	1 162 225	1 570 080	18 738 173
8413915000	Parts of oth pumps,electric operated	1 671 177	15 287 390	7 188 249	68 553 603
8413919000	Parts of oth pumps,not electric operated	187 849	2 312 984	2 162 083	39 393 908
8413921000	Part of liquid elevator,electric operate	602 324	3 050 575	356 998	2 727 502
8413922000	Part of liquid elevators, nonelectrically operated	6 924	51 707	33 380	487 262
8414101000	Electrically operated, vacuum pumps	217 963	1 389 283	1 482 901	17 033 940
8414102000	Not electrically operated, vacuum pumps	7 495	260 488	106 571	1 651 972
8414201000	Bicycle pump,hand/foot operated air pump	143 745	929 791	243 797	1 307 570
8414209000	Oth than bicycle pump,hand/foot operatedair pumps	72 631	937 795	525 833	3 818 340
8414301000	Compressor, capacity>21kw/hourhaving displace/revolution >220l	632 296	7 741 532	3 300 753	41 160 678
8414309000	Compress,oth.capacity>21kw/hour,have displace/revolution > 220l	4 403 880	55 009 454	16 117 349	185 609 933
8414400000	Air compressors mounted on a wheeledchasis for towing	356 741	6 669 431	1 410 331	28 397 967
8414511000	Table fans & box fan with a self contelectric motor of an output <=	3 937	122 089	27 590	819 388
8414519000	Oth than table fan box fan wth self contelectric motor of an outpu	38 556	461 971	207 505	2 714 267
8414591000	Oth fans of a capacity <= 125 kw	80 636	802 871	755 807	7 053 178
8414599000	Oth fans oth of a capacity <= 125 kw	61 554	1 748 125	1 289 407	17 250 931
8414601000	Hoods having a max horizontal side notexceeding 120 cm, fitted w	62 003	679 663	282 547	2 960 772
8414609000	Hoods having a max horizontal side notexceed 120 cm,not fitted w	23 072	467 807	65 550	2 798 316
8414801100	Hoods having a maximum horizontal sideexceeding 120 cm, fitted	1	85 598	17	2 565 865
8414801200	Hoods having a maximum horizontal side>120cm,not fitt with filte	30 120	580 371	256 743	4 200 193
8414801900	Hoods have a max horizontal side>120cmnot fitt with filt oth than	5 396	21 043	11 524	100 055
8414803000	Free piston generators for gas turbines	20 099	282 917	701 228	5 473 218
8414804100	Gas compr modul for use in oil drill oththan those of subhd 84143l	2 686	621 504	810 065	13 013 179
8414804200	Oth than gas compres,capacity>21kw/hourdisplace/revolution > 2	111 761	1 551 205	4 852 037	43 172 370
8414804900	Oth than gas compres,oth capa>21kw/hourhave a displace/revolu	318 387	4 159 911	4 599 984	51 144 519
8414805100	Electrically operated, air pumps	47 821	829 379	449 893	10 882 287
8414805900	Not electrically operated, air pumps	5 396	94 051	116 653	965 445
8414809110	Electrically operated,blowers & the like	437 880	2 994 781	3 174 856	31 602 618

I.3. IMPOR MENURUT KOMODITI / IMPORT BY HS COMMODITY
***** NOVEMBER/NOVEMBER 2011 *****

HS	Uraian Komoditi Commodity Description	Berat Bersih / Net Weight (Kg)		Nilai / Value C.I.F (US\$)	
		Bulan ini Current Month	Kumulatif Cum.Jan. to date	Bulan ini Current Month	Kumulatif Cum.Jan. to date
8414809190	Electrically operated, oth than blowers & the like	101 892	2 025 834	747 533	20 102 641
8414809900	Oth air pumps, not electrically operated	11 783	174 590	62 655	2 800 823
8414901100	Parts of pumps/compressors, of electric operated equipment	297 912	3 277 152	3 301 531	32 874 930
8414901200	Parts of electric operated equipment of sub headings 8414.60/8414	179 948	1 699 740	4 953 045	48 297 759
8414901900	Oth parts of electrically operated equipment	1 053 387	11 535 386	2 563 183	32 413 441
8414909100	Parts of non electric operated equip of sub heading 8414.10, 8414.:	5 770	259 299	17 593	795 154
8414909900	Oth parts of non electrically operated equipment	270 119	3 128 098	1 539 746	21 833 846
8415100000	Air conditioning mach, windows/wall types self-contained/'split sys	4 077 486	48 952 284	24 512 052	300 131 497
8415811100	Inc.refri, reversible heat pump, used in aircraft of an output <= 21.10	47 138	437 313	212 653	2 991 452
8415811200	Inc.refri, reverse heat pump, used in aircraft output >21.10kw, air flow	497	263 341	4 750	1 250 458
8415811900	Inc.refri, reverse heat pump, used in aircraft oth. of output >21,10kw	13 572	81 040	257 562	936 629
8415812000	Inc.refri, reverse heat pump, used in railway rolling stock	0	2 084	0	6 083
8415813000	Inc.refri, reverse heat pump of road in vehicles oth those of subhd {	253	5 639	8 425	156 607
8415819100	Refri, reverse heat pump, oth. used in aircraft, road, output >21.10kw, &	34 722	153 475	393 302	1 473 648
8415819900	Refri, reverse heat pump, oth. used in aircraft, road, output <21.10kw, &	9 741	333 528	90 447	2 934 580
8415821100	Oth, incorporat a refrigerat unit of used in aircraft, output >21.10kw, air flow	76	23 585	500	166 727
8415821900	Oth, incorporat. a refri unit of used in aircraft oth. output >21.10kw, air	3 073	66 795	17 886	1 533 140
8415822000	Oth, incorporating a refrigerating unit of a kind used in railway rolling	1 920	60 961	33 996	4 785 127
8415823000	Oth, incorporat. a refri unit of a kind used in road vehicle oth. those sub	240	6 458	12 069	163 502
8415829000	Oth, incorporat. refri unit oth. of a kind used in aircraft, railway, road	225 129	2 686 680	1 900 264	18 300 116
8415831100	Not incorporat. a refri unit of used in aircraft, output >21.10kw, air flow	1	4 638	23	100 608
8415831900	Not inc. a refri unit, used in aircraft oth of output >21.10kw, air flow :	0	8 453	0	73 895
8415833000	Not incorporat. a refri unit of a kind used in road vehicle oth. those sub	0	8 131	0	20 186
8415839000	Not incorporat a refri unit oth. of a kind used in aircraft, railway, road vel	305 463	3 808 192	1 766 373	21 594 775
8415901200	Chassis/cabinet, welded & painted, parts of machines of an output <=	25 633	488 773	61 030	1 951 241
8415901900	Oth chassis/cabinet, welded & painted, part of machines of an output	246 115	3 447 065	1 749 047	24 825 235
8415902100	Chassis/cabinet, welded & painted, parts of machine of output >21.10 kw	0	308	0	3 098
8415902200	Oth chassis/cabnt, welded & paint, part of machine of output >21.10 kw,	12 660	306 338	74 819	903 785
8415902300	Chassis/cabinet, welded & paint, part of machine of output >21.10 kw, oth	0	792	0	12 586
8415902900	Oth. chassis/cab, welded & paint, part of machine of output >21.10kw, oth	15 043	123 572	133 858	885 361
8415903110	Chassis/cab, weld/paint, part of machine output 26.38-52.75kw, air flow >6	0	7	0	8 413
8415903190	Chassis/cab, weld/paint, part of machine output 26.38-52.75kw, air flow >67.96	1 180	24 177	11 294	232 729
8415903200	Oth cabinet, weld/paint, part of machine of output 26.38-52.75kw, air flow	83 910	837 257	493 717	9 445 745
8415903390	Cab, weld/paint, part of machine output 26.38-52.75kw, oth air flow >67.9	43	590	468	4 822
8415903900	Oth cab, weld/paint, part of machine of output 26.38-52.75kw, air flow >67	136	7 069	2 260	95 235
8415904190	Chassis/cab, weld/paint, part of machine output >52.75kw, air flow >67.96,	0	162	0	9 137
8415904200	Oth chassis/cab, weld/paint, part of machine of output > 52.75kw, air flow	45 010	867 507	1 309 365	16 861 420
8415904390	Chassis/cab, weld/paint, part of machine output >52.75kw, oth air flow >67.	10 909	99 788	14 997	273 902
8415904900	Chassis/cab, weld/paint, part of machine output >52.75kw, oth air flow >67.9	166 892	1 717 704	848 475	10 944 667
8416100000	Furnace burners for liquid fuel	3 776	110 462	62 880	2 142 364
8416200000	Oth furnace burner, including combination burners	152 265	1 595 075	1 571 623	24 735 701
8416300000	Mechanical stokers, including their mechanical grate, mechanical ash discharg	47 450	747 872	174 445	3 322 835
8416900000	Parts of furnaces burners for liquid/solid/gas fuel, mechanical stoker	150 448	1 479 725	635 957	13 212 867
8417100000	Furnaces & ovens for the roast, melt/other heat treat, of ore, pyrite m	164 794	4 255 126	1 634 250	25 059 860
8417200000	Bakery ovens, including biscuit oven, non electric	113 172	1 281 601	1 029 291	12 669 198
8417800010	Incinerators, non-electric	170 633	889 063	541 890	3 412 674
8417800090	Oth than incinerators, non-electric	128 831	6 213 351	1 112 030	33 106 770
8417900000	Part furnaces & ovens for the roasting, melting non-electric	804 979	8 790 922	1 658 359	33 901 786
8418101010	Household type, comb refrigerator-freezer capacity < 230 l	266 301	2 226 533	1 011 712	9 516 914
8418101090	Household type, comb refrigerator-freezer capacity > 230 l	342 256	5 085 587	1 750 041	25 898 474
8418109000	Comb refrigerator-freezer fitted with separate doors, oth than house	35 008	526 281	169 129	4 535 423
8418210010	Refrigerator, household type with compressor type of capacity not exce	148 046	1 175 931	533 267	4 378 162
8418210090	Refrigerator, household type with compressor type of capacity > 230 l	25 507	989 659	187 082	5 713 812
8418290010	Refrigerator, household type oth than compressor type of capacity <=	40 739	160 413	211 236	928 775
8418290090	Refrigerator, household type oth than compressor type of capacity > 2	0	11 873	0	98 853
8418300000	Freezer of the chest type, not exceeding 800 l capacity	398 774	3 557 434	1 365 917	12 958 369
8418400000	Freezer of the upright type, not exceeding 900 l capacity	14 767	86 377	184 993	850 491
8418501000	Refrigerating chambers, capacity > 200 l	276 103	2 590 691	1 465 265	11 875 914
8418509000	Refrigerating chambers not exceeding 200 capacity	651 538	4 268 492	2 940 834	19 536 358
8418610000	Heat pump oth than AC machines of heading 84.15	2 631	69 016	29 175	898 331
8418691000	Beverage coolers	108 249	1 330 646	1 128 319	11 848 471
8418692000	Water chillers with a refrigerating capacity of 100,000 l or more	177 205	2 222 199	1 556 992	19 942 015
8418693000	Drinking water coolers	45 270	599 918	507 724	5 511 246
8418695000	Scale ice-maker units	25 105	331 065	313 497	4 638 869
8418699000	Oth refrigerator/freezer equip, oth than heat pump oth than air condition	96 785	2 213 813	742 568	16 334 842
8418911000	Part for good, sub 8418.(10,21,29,30,40), furniture to refrigerator/freezer	28 144	530 205	96 986	4 412 322
8418919000	Oth parts furniture designed to receive refrigerator/freezer equipment	96 954	1 223 914	552 490	9 325 130
8418991000	Evaporators and condensers	445 014	4 651 405	2 246 859	24 252 292
8418992000	Cabinets and doors, welded/painted	693 996	5 633 950	1 288 004	12 407 988
8418994000	Aluminium roll bonds for sub 8418.10, 8418.21, 8418.22 and 841	6 593	670 606	50 787	3 399 096
8418999000	Oth part refriger & freezers equipment electric/oth	1 106 162	8 439 302	3 946 499	29 773 259

I.3. IMPOR MENURUT KOMODITI / IMPORT BY HS COMMODITY
***** NOVEMBER/NOVEMBER 2011 *****

HS	Uraian Komoditi Commodity Description	Berat Bersih / Net Weight (Kg)		Nilai / Value C.I.F (US\$)	
		Bulan ini Current Month	Kumulatif Cum.Jan. to date	Bulan ini Current Month	Kumulatif Cum.Jan. to date
8419111000	Instant gas water heaters,for householdtype, non electric	43 466	461 214	428 024	4 277 144
8419119000	Instant gas water heaters for oth thanhousehold type, non electric	69 040	653 341	925 264	6 685 051
8419191000	Oth instant gas water heaters for household type,non electric	27 595	72 704	68 614	215 266
8419199000	Oth instant gas water heaters for oththan household type,non elec	9 854	371 978	149 073	4 639 924
8419200000	Medical,surgical/laboratory sterilisers	39 310	426 897	1 090 478	16 437 629
8419311010	Evaporators,dryers for agri products,electrically operated	1 157	493 562	37 993	4 266 293
8419311090	Oth.than evaporators,dryers for agriproducts, electrically operatec	155 476	1 517 313	559 161	15 190 026
8419312010	Evaporators,dryers for agri products,non electrically operated	9	4 255	60	110 151
8419312090	Oth.than evaporators, dryers for agriproducts,non electrically ope	1 707	17 817	105 142	327 634
8419321000	For wood, paper pulp, paper/paperboard,electrically operated	122 535	2 042 750	533 568	12 951 857
8419322000	For wood, paper pulp, paper/paperboard,non electrically operatec	1 160	131 156	11 270	360 078
8419391100	Machinery by a proces involving heatingfor the printed of electrica	1 530	144 368	21 315	4 730 400
8419391900	Oth machinery by a process involvingheating for the printed of ele	470 460	4 430 996	5 241 786	43 301 580
8419392000	Machinery by a proces involving heatingfor the printed of not elec	0	1 399 241	0	11 682 302
8419401000	Distilling/rectifying plantelectrically operated	102 789	608 198	1 727 522	15 087 507
8419402000	Distilling/rectifying plantnot electrically operated	10 421	63 394	424 644	1 569 616
8419501000	Cooling towers	237 069	2 643 048	980 528	11 421 241
8419502000	Condensers for air conditionersfor motor vehicles	143 781	1 308 766	2 084 239	22 387 693
8419503000	Oth condensers for air conditioners	33 443	248 496	569 083	5 272 534
8419504000	Oth condensers electrically operated	101 330	1 856 785	2 474 979	26 673 381
8419509000	Oth condensers not electricallyoperated	65 841	831 645	1 248 480	13 258 450
8419601000	Machinery for liquefying air/oth gaseselectrically operated	157 525	2 401 749	501 992	23 617 020
8419602000	Machinery for liquefying air/oth gasesnot electrically operated	585	27 356	12 496	109 940
8419811000	Oth.mach,plant & equip for making hotdrinks/for cook/heat food,	24 347	364 161	279 668	3 690 983
8419812000	Oth.mach,plant&equip for make hot drink/for cook/heat food,not	38 551	364 812	204 904	2 929 982
8419891100	Evaporators for air-conditioning machfor motor vehicles,electrical	109 857	1 219 739	1 765 128	19 448 977
8419891300	Machinery by a proces involving heatingelectr for the manuf of PC	565	241 358	6 389	7 818 847
8419891900	Oth mach for making hot drinks/forcooking/heating food,electrica	2 002 994	10 226 114	21 894 239	102 463 192
8419892000	Oth mach for making hot drinks/forcooking/heating food,not elect	23 774	222 195	345 488	4 263 441
8419901200	Part mach for the treat.matrial by procinvolve heat,print circuit,wi	59 237	367 816	485 596	13 065 620
8419901900	Oth.part mach,the treat.matrial by procinvolve heat,print circuit,w	410 918	4 525 122	5 478 277	45 326 674
8419902000	Part mach,plant/laboratory equipment,of non-electrically operate	70 811	748 803	1 186 998	9 424 806
8420101000	Apprts.for the app of dry film/liquidphoto resist,etc, calender/oth	486	27 759	20 852	441 912
8420102100	Roller-type ironing mach suitable fordomeestic use	225	8 546	16 314	64 042
8420102900	Wringers suitable for domestic use	86	28 476	28 468	246 051
8420109000	Oth calendering/oth rolling machin	96 375	401 048	341 445	4 120 650
8420911000	Parts cylinders of apparatus for theappl of dry film,liquid photo res	116	500	11 531	29 771
8420912000	Parts cylinders for ironing machinesor wringers suitable for domes	0	241	0	3 362
8420919000	Oth parts cylinders for calenderingor oth rolling machines	17 474	88 092	98 260	1 242 837
8420991000	Oth parts of apparatus for the applicof dry film,liquid photo resist,	382	15 706	11 442	692 639
8420999000	Oth parts for calendering/othrolling machines	10 998	94 882	409 799	1 548 704
8421110000	Centrifuges,including centrifugaldryers for cream separators	12 480	185 852	1 591 226	6 117 139
8421120010	Clothes-dryers, of capacity notexceeding 30 i	11 226	70 708	67 860	418 688
8421120020	Clothes-dryers, of capacityexceeding 30 i	980	39 291	4 500	303 388
8421191000	Centrifuges,including centrifugaldryers for sugar manufacture	9 958	171 002	189 943	3 298 859
8421199000	Oth centrifuges,including centrifugaldryers	147 674	461 705	3 833 342	10 091 077
8421211100	Filtering machin & appar water electricfor domestic use of a cap <=	36 201	728 130	224 751	6 105 316
8421211900	Oth filter machin& appar water electricof a capacity <= 500 l/h	126 574	2 098 605	2 210 794	21 799 387
8421212100	Filtering machin & apparat water electricfor domestic use of a capa	17 076	123 131	97 602	1 050 893
8421212900	Oth filter machin& appar water electricof a capacity > 500 l/h	359 944	3 263 319	4 183 690	36 263 728
8421221000	For filter/purify beverages oth thanwater of a capacity <= 500 l/hr	217	5 447	14 164	140 069
8421222000	For filter/purify beverages oth thanwater of a capacity >500 l/hr	3 517	36 992	101 714	1 508 292
8421231100	Oil filters for earth moving machineryinternal cobustion engines	83 332	739 741	1 740 362	12 487 327
8421231900	Oth oil filters for earth movingmachinery internal cobustion engine:	91 900	763 449	1 062 011	11 180 607
8421232100	Oil filters for motor vehiclesof chapter 87	134 120	1 363 753	1 692 291	15 486 018
8421232900	Oth oil filters for motor vehiclesof chapter 87	72 331	909 464	1 038 917	12 769 661
8421239100	Oil filters for oth earth movingmachin and motor vehicles of chapt	13 217	238 252	118 604	1 839 057
8421239900	Oth oil filters for oth earth movingmachin & motor vehicles of cha	46 387	971 989	1 105 193	14 478 557
8421291000	Filtering/purifying machin & appar formedical/laboratory use	10 284	89 949	186 473	2 884 713
8421292000	Filter/purify mach&apparatus for liquidof a kind used for sugar ma	53 054	60 423	651 333	809 189
8421293000	Filter/purify mach&apparatus for liquidof a kind used in oil drill op	47 071	363 442	424 630	7 174 372
8421294000	Filter/purify mach&apparatus for liquid,petrol filters	1 836	90 151	62 481	1 800 850
8421295000	Filter/purify mach&apparatus for liquidoil filter oth than those sut	4 648	116 593	117 490	1 933 669
8421299000	Oth filtering machinery & apparatusfor liquids not electrically oper	1 337 763	4 674 435	13 458 031	59 695 586
8421311000	Intake air filters for inter combustionengines for earth moving mac	51 635	212 527	521 578	2 860 720
8421312000	Intake air filters for inter combustionengines for motor vehicles of	111 366	1 445 678	2 176 452	27 087 230
8421319000	Oth intake air filters for internalcombustion engines	94 876	1 054 052	1 482 875	13 777 716
8421391000	Laminar flow units oth than intake airfilter for internal cobustion e	10 415	220 615	222 029	4 002 402
8421399000	Oth.laminar flow units oth intake airfilter for internal cobustion eg	1 162 496	8 454 088	11 391 723	90 298 940
8421911000	Parts of goods of subheading 8421.12,of centrifuges,includ centri	4 063	126 906	32 797	713 649
8421912000	Parts of goods of subheading 8421.19.10of centrifuges,includ cent	3 478	81 425	159 539	3 571 746

I.3. IMPOR MENURUT KOMODITI / IMPORT BY HS COMMODITY
***** NOVEMBER/NOVEMBER 2011 *****

HS	Uraian Komoditi Commodity Description	Berat Bersih / Net Weight (Kg)		Nilai / Value C.I.F (US\$)	
		Bulan ini Current Month	Kumulatif Cum.Jan. to date	Bulan ini Current Month	Kumulatif Cum.Jan. to date
8421919000	Parts of subhd 8421.11.00/8421.19.90of centrifuges,includ centrif	1 331	174 042	83 846	3 266 385
8421992000	Parts filter cartridges of filter,subhd8421.23	17 314	298 021	374 504	4 064 121
8421993000	Parts of goods of subheading 8421.31	54 630	661 055	1 432 371	10 747 702
8421999100	Oth parts of goods of subheading8421.29.20	1 736	35 095	26 954	509 755
8421999200	Oth parts of goods of subheading8421.21.11/8421.21.21	147 681	922 696	349 650	4 528 213
8421999300	Oth part of subhd 8421.31,8421.23.11,8421.23.19,8421.23.91/842	41 520	845 515	1 229 569	16 728 668
8421999900	Oth parts of sentrifugal, includingcentrifugal dryers	290 101	5 228 406	3 445 864	45 186 211
8422111000	Dish washing machin of the household type,electrically operated	1 597	36 153	14 256	191 000
8422112000	Dish washing machin of the household typenot electrically operate	240	3 474	4 487	11 814
8422910000	Dish washing machines of the othhousehold type	15 932	201 953	108 817	5 537 847
8422200000	Machinery for cleaning/drying bottlesoth containers	13 886	328 215	210 579	2 959 892
8422300000	Machinery for filling,closing, sealing,or labelling bottles, cans, boxe	271 188	2 558 823	8 481 384	88 799 171
8422400000	Oth packing/wrapping machinery(including heat-shrink wrapping r	468 947	3 875 625	19 102 892	172 584 412
8422901000	Parts of goods of subheading 8422.11	1 736	36 669	3 925	412 191
8422909000	Part goods of subhd 8422 of oth thansubheading 8422.11	61 048	1 112 911	4 375 349	52 489 386
8423101000	Personal weighing machin,including baby&household scales,electr	43 841	200 995	135 619	674 685
8423102000	Personal weighing machin,including baby& household scales,not e	79 973	611 676	137 657	1 185 295
8423201000	Scales for continuous weighing of goodson conveyors, electrically o	18 846	160 990	523 650	3 764 789
8423202000	Scales for continuous weighing of goodson conveyors, not electric	3	51 192	632	187 816
8423301000	Constan weight scales,predetermin weightscales & hopper scales,e	2 820	150 725	71 585	3 303 925
8423302000	Constan weight scales,predetermin weightscales&hopper scales,no	21 876	59 541	46 147	300 021
8423811000	Oth weighing machinery,max capacity<=30 kg, electrically operate	17 397	275 572	430 093	4 916 273
8423812000	Oth weighing machinery,max capacity<=30 kg, not electrically ope	98 078	1 375 068	178 307	2 505 846
8423821100	Oth.weigh mach,having a maximum weighngcapacity <= 1 000kg,e	8 565	124 643	81 148	773 696
8423821900	Oth.weigh mach,oth.having a max weighngcapacity <= 1 000kg,ele	6 544	124 076	62 380	1 418 335
8423822100	Oth.weigh mach,having a maximum weighngcapacity <= 1 000kg, i	2 170	148 907	21 024	326 374
8423822900	Oth.weigh mach,oth.having a max weighngcapacity <= 1 000kg, nc	22 634	198 959	50 975	935 122
8423891000	Oth weigh mach,oth.capacity exceed 30kgor not but not exceeding	92 948	626 312	202 643	2 789 148
8423892000	Oth weighing mach,oth.capacity > 30kgand <= 5,000 kg,not elect	19 287	314 327	35 272	1 180 200
8423901000	Weighing machine weights	16 679	64 584	296 811	1 045 677
8423902100	Weighing machin weights,not electricaloperated	30 979	554 182	227 662	4 708 670
8423902900	Parts of weighing machinery,electrically electrically operated	22 785	170 601	52 598	750 719
8424101000	Fire extinguishers,whether/not chargedsuitable for aircraft use	15	143	5 734	10 291
8424109000	Fire extinguishers,whether/not chargedfor oth aircraft use	37 698	701 178	559 778	4 991 673
8424201100	Spray guns & similar appliances foragricult/horticultural,electric op	0	58	0	3 543
8424201900	Spray guns&similar appliances for othagricult/horticultural,electric	8 723	136 246	310 319	1 728 998
8424202100	Spray guns & similar appliances foragricultural/horticultural,not el	0	41 249	0	128 495
8424202900	Spray guns&similar appliances for othagricultural/horticultural,not	8 974	37 806	20 689	196 339
8424301000	Steam/sand blasting machines,electrically operated	222 509	2 313 869	1 061 342	20 426 615
8424302000	Steam/sand blasting machines,not electrically operated	42 590	220 948	185 507	1 569 025
8424811000	Oth.mech appliances for agricultural/hortikultural, drip irrigation s	58 208	350 044	111 794	1 848 526
8424812000	Oth.mech appliances for agricultural/horti,oth drip irrigation syste	10 326	427 121	36 477	1 946 179
8424813000	Oth.mech appliances for agricultural/horti,hand-operated insectici	60 312	884 436	227 629	3 786 917
8424814000	Oth.mech appliances for agricultural/hortikultural, not electically c	47 812	1 022 331	183 732	3 618 679
8424891000	Hand operated household sprayers ofcapacity not exceeding 3 l	24 965	471 980	85 425	1 834 297
8424892000	Oth appliances oth. agri/horticultural,spray heads with dip tubes	50 787	515 419	199 162	2 571 902
8424894000	Wet processing equipment,by projecting,dispersing/spraying of ch	40 412	95 929	1 832 951	2 465 369
8424895000	Oth appliance for projecting,dispersing/spraying liquids/powders/i	140 800	1 126 608	646 258	9 682 857
8424899000	Oth appliance for projecting,dispersing/spray liquid/powders/fire,i	94 138	1 037 656	960 925	7 147 940
8424901100	Parts of fire extinguisher,electricallyoperated	569	61 372	11 972	1 536 485
8424901900	Parts of fire extinguisher, not electricoperated	39 695	958 033	662 855	6 950 117
8424902100	Parts of spray guns, of good of subhead8424.20.11,electrically ope	482	33 397	1 637	146 477
8424902300	Parts of spray gun,oth of good of subhd8424.20.11,electrically ope	7 238	76 319	73 529	660 172
8424902400	Parts of spray gun, of goods of subhead8424.20.11,not electrically	8 085	55 940	52 603	355 164
8424902900	Oth parts of spray guns and similarappliances	10 758	206 452	324 712	2 720 121
8424903100	Parts of steam/sand blasting mach &similar jet projecting mach,el	5 080	436 002	66 645	4 003 679
8424903200	Parts of steam/sand blasting mach &similar jet projecting mach,nc	4 533	125 907	70 526	886 498
8424909100	Parts of oth appliance of subhead8424.81.10/8424.81.20	7	39 525	1 285	142 935
8424909200	Parts of oth appliance of subhead8424.81.30/8424.81.40	15 215	108 991	54 290	305 159
8424909900	Oth mechanical appliances(whether/nothand operated)	174 522	2 793 613	4 646 519	22 022 511
8425110000	Pulley tackle & hoists oth than skipfor raising vehicles, by electric r	246 906	2 063 839	1 944 283	16 298 081
8425190000	Pulley tackle & hoists oth than skipfor raising vchles,oth by electric	429 428	3 875 943	2 506 024	12 942 669
8425310000	Oth winches; capstans,poweredby electric motor	160 579	1 063 863	982 066	6 924 178
8425390000	Oth winches;capstans,oth than poweredby oth electric motor	181 618	2 804 688	1 681 256	20 104 554
8425410000	Jacks hoists of built in jacking systemof a type used in garages	71 545	914 795	164 012	2 318 766
8425421000	Jacks used in tipping mechanism forlorries	45 965	875 827	100 173	2 075 788
8425429000	Oth jacks and hoists, hydraulic	525 682	5 787 396	1 694 046	19 672 888
8425491000	Oth jacks;hoists of a kind used forraising vehicles, electrically oper	28 997	398 596	151 085	1 914 331
8425492000	Oth jacks;hoists of a kind used forraising vehicles, not electric ope	59 580	993 498	142 268	4 389 022
8426110000	Overhead traveling cranes on fixedsupport	1 068 913	9 599 917	3 400 995	50 866 586
8426120000	Mobile lifting frames on tyres andstraddle carries	901 708	11 280 021	3 975 820	43 829 651

I.3. IMPOR MENURUT KOMODITI / IMPORT BY HS COMMODITY
***** NOVEMBER/NOVEMBER 2011 *****

HS	Uraian Komoditi Commodity Description	Berat Bersih / Net Weight (Kg)		Nilai / Value C.I.F (US\$)	
		Bulan ini Current Month	Kumulatif Cum.Jan. to date	Bulan ini Current Month	Kumulatif Cum.Jan. to date
8426191000	Bridge cranes and gantry cranes	1 618 714	15 678 951	8 515 037	73 818 262
8426199000	Oth bridge cranes and gantry cranes	10 326 203	33 898 895	12 142 196	112 286 343
8426200000	Tower cranes	552 175	3 734 531	1 330 574	8 420 402
8426300000	Portal/pedestal jib cranes	556 076	9 182 620	3 933 791	46 274 731
8426410000	Oth machinery,self propelled,on tyres	211 100	11 240 232	1 232 076	70 123 964
8426490000	Oth machinery,self propelled,oth thanon tyres	392 362	4 497 040	1 213 806	26 064 798
8426910000	Oth derricks machin designed formounting on road vehicles	246 172	2 728 039	1 287 516	9 894 662
8426990000	Oth derricks mach oth designed formounting on road vehicles	187 617	2 749 590	775 778	20 749 793
8427100000	Self-propelled trucks powered by anelectric motor	870 655	5 312 353	4 971 330	33 186 577
8427200000	Oth self-propelled trucks	2 498 954	22 345 943	12 817 555	112 076 619
8427900000	Oth trucks	1 696 254	8 773 523	27 657 586	97 749 591
8428101000	Passenger lifts	1 186 644	10 337 472	4 641 714	38 510 124
8428102100	Oth lifts of a kind used in buildings	32 864	265 789	50 306	1 200 008
8428102900	Oth lifts oth than of a kind used inbuildings	96 031	2 213 379	375 850	12 764 580
8428109000	Skip hoists	2 198	402 379	39 559	2 045 574
8428201000	Pneumatic elevators and conveyorsfor agricultural use	6	75 063	236	247 289
8428202000	Automated machines for the transport,handling & storage of PCB/	2 918	126 656	110 318	8 242 597
8428209000	Oth pneumatic elevators & conveyors	103 897	1 306 078	1 378 829	14 652 596
8428310000	Oth continuous act elevators &conveyorspecially designed for un	25 000	742 412	38 000	3 207 133
8428321000	Oth continuous act elevators &conveyorsof bucket type,used for a	0	46 862	0	197 826
8428329000	Oth continuous act elevators &conveyorsof bucket type,oth used f	795 214	7 223 176	3 752 172	24 720 980
8428331000	Oth continuous act elevators &conveyorsof belt type, of agricultur	1	83 456	13	728 528
8428332000	Automated mach for the transport,hand& storage of PCB/PWBs,bi	38 648	377 514	165 726	2 129 987
8428339000	Oth continuous act elevators &conveyors,oth of belt type	69 382	1 355 945	289 695	6 946 600
8428391000	Pneumatic elevators and conveyorsof agricultural type	13 080	25 634	75 813	148 610
8428393000	Oth automated machin for transport,hand & storage of PCB/PWBs	213	363 680	1 011	1 639 127
8428399000	Oth continuous-action elevators &conveyors, for goods/materials	545 752	10 760 244	4 462 072	36 936 773
8428400000	Escalators and moving walkways	1 220 195	7 050 314	2 680 922	16 470 827
8428600000	Teleferics, chair-lifts, ski-draglines;traction mechanisms for funicul	0	74 093	0	322 616
8428902000	Oth lifting,handling, loading/unloadingmach,hand&storage of PCB	7 533	270 040	40 164	3 945 641
8428909000	Oth mach,oth than lift,handl,load/unloadmach,hand&storage of P	249 887	3 567 348	2 127 803	30 086 326
8429110000	Track laying, bulldozers and angledozers	2 845 961	30 920 479	24 743 827	254 486 594
8429190000	Bulldozer & angledozers oth track laying	518 964	8 589 760	3 308 443	81 880 061
8429200000	Graders and levellers	2 034 121	18 808 268	17 700 156	179 912 280
8429300000	Scrapers	224	86 867	10 298	1 001 689
8429401000	Road rollers	720 812	7 238 709	3 534 173	33 015 825
8429403000	Tamping machines	266 022	4 262 498	1 423 446	20 928 974
8429510000	Front-end shovel loaders,mechanicalextractors and shovelloaders	2 586 370	27 435 544	14 504 441	145 066 527
8429520000	Mach with a 360,revolving super struct,mach shovels,excavators a	26 368 884	235 107 095	130 347 598	1 230 819 924
8429590000	Mech shovels,excavators & shove loaderoth front-end shovel, mac	754 886	10 924 967	2 116 187	69 602 064
8430100000	Pile-drivers and pile-extractors	1 512 727	8 062 464	5 443 066	17 256 270
8430200000	Snow-ploughs and snow-blowers	762	63 698	3 367	502 882
8430310000	Coal/rock cutters and tunnelingmachinery, self-propelled	23 430	400 739	1 094 089	5 563 128
8430390000	Coal/rock cutters and tunnelingmachinery,oth than self-propelled	237 047	2 717 638	573 432	12 969 389
8430410000	Oth boring/sinking machineryself-propelled	530 757	7 189 273	2 698 039	86 174 760
8430491000	Wellhead platforms & integrated producmodules for use in drilling	29 257	2 579 474	415 566	23 842 105
8430499000	Oth wellhead platforms & integrat prodmodules for use in drilling	197 641	3 905 917	967 154	53 244 437
8430500000	Oth moving,grading,levelling,scrapingmachinery, self-propelled	182 909	1 562 148	348 238	14 738 147
8430610000	Tamping/compacting machinery,not self-propelled	18 407	716 042	77 532	4 346 208
8430690000	Oth machinery of hedaing 84.30, notself-propelled	86 672	2 497 821	1 795 391	10 970 929
8431101300	Parts suitable for of goods of subhead8425.19,8425.39or8425.49,(31 687	1 083 133	340 533	5 918 928
8431101900	Oth parts suitable for of goods ofheading 84.25,electrically operat	32 100	430 092	250 508	4 671 659
8431102200	Part suitable for goods of sub 8425.11,842520,8425.31,8425.41,84	80 644	1 064 100	370 695	4 597 588
8431102900	Oth parts suitable for of goods ofheading 84.25,not electrically op	81 371	773 964	178 758	2 664 740
8431200000	Parts suitable for goods of head 84.27	221 954	1 193 653	951 985	7 666 934
8431311000	Parts of goods of shd 8428.10.(21,29),8428.10.90,of lift skip hoist/	276 632	3 084 241	769 935	6 783 804
8431312000	Parts of goods of shd 8428.10.10),8428.40.00,of lift skip hoist/esc	723 958	2 749 081	2 160 234	10 087 869
8431391000	Part suitable for goods sub 8428.20.10,8428.32.10, 8428.33.10/84	4 918	210 551	198 287	3 069 360
8431392000	Parts suitable for goods of subheading8428.90	136	40 769	11 277	719 589
8431394000	Part of auto mach. for trnsport/storageof PCB/PWBs/PCAs	1 224	41 104	19 571	480 973
8431399010	Part of oth lift,handl/load mach,telph/conveyor	311 581	5 975 973	4 142 178	49 858 171
8431399090	Oth parts of machinery of head 84.25	597 447	3 093 962	4 741 309	32 358 394
8431410000	Buckets, shovels, grabs and grips,ofmach of head 84.26, 84.29/84.	170 836	4 906 513	1 124 548	30 691 045
8431420000	Bulldozer/angledozer blades of machof heading 84.26, 84.29/84.3	673 892	5 131 348	3 188 324	25 016 127
8431430000	Parts of boring/sinking mach of subhead8430.41/8430.49	1 090 657	31 085 000	21 933 936	317 649 991
8431491000	Parts of machinery of heading 84.26	217 730	3 770 754	1 229 433	28 008 388
8431492000	Cutting edges/end bits forscrapers,graders/levellers	1 832 824	20 134 922	4 479 080	49 923 052
8431493000	Parts of road rollers	512 702	3 505 441	2 083 443	17 946 395
8431499000	Oth parts of machinery of heading84.26, 84.29/84.30	10 347 680	93 188 583	68 084 685	628 343 851
8432100000	Ploughs	216 864	253 148	323 974	522 778
8432210000	Disc harrows	3	28 221	3 313	101 012

I.3. IMPOR MENURUT KOMODITI / IMPORT BY HS COMMODITY
***** NOVEMBER/NOVEMBER 2011 *****

HS	Uraian Komoditi Commodity Description	Berat Bersih / Net Weight (Kg)		Nilai / Value C.I.F (US\$)	
		Bulan ini Current Month	Kumulatif Cum.Jan. to date	Bulan ini Current Month	Kumulatif Cum.Jan. to date
8432290000	Scarifiers, cultivators, weeders, hoes and oth harrows	19 933	89 192	78 347	537 114
8432300000	Seeders, planters and transplanters	31 182	116 173	540 218	1 062 483
8432400000	Manure spreaders & fertiliser distributo	19 873	116 507	253 520	1 473 944
8432801000	Oth machinery for soil preparation/cultivation;of agricult/horticult	2 717	104 549	18 908	1 778 072
8432802000	Lawn/sports-ground rollers	0	544	0	9 191
8432809000	Oth machinery for soil preparation/cultivation	489	160 319	13 173	1 321 775
8432901000	Parts of machinery of subheading8432.80.90	5 247	48 731	52 679	412 064
8432909000	Parts oth machinery for soilpreparation/cultivation	45 410	211 310	246 873	1 444 403
8433110000	Mowers for lawns,parks/sports-groundswith the cutting device rot	177 202	2 518 136	668 963	9 457 697
8433191000	Mowers for lawns,parks/sports-groundsmannually operated	0	7 057	0	49 615
8433199000	Oth mowers for lawns, parks/sportgrounds,oth than manually ope	87 663	1 129 462	264 507	4 905 838
8433200000	Oth mowers,including cutter bars fortractor mounting	8 905	419 393	457 169	7 879 578
8433300000	Oth haymaking machinery	0	1 868	0	39 306
8433400000	Straw/fodder baler,including pick-up	4 545	4 575	22 402	22 919
8433510000	Combined harvester-threshers macinery	26 764	271 288	94 275	1 192 989
8433520000	Oth threshing machinery	179 569	236 398	768 939	1 189 508
8433530000	Root/tuber harvesting machines	0	15 617	0	159 222
8433591000	Cotton pickers and cotton gins	0	803	0	3 530
8433599000	Oth cotton pickers and cotton gins	2 700	259 710	7 300	3 569 235
8433601000	Machin for cleaning,sorting/grading eggfruit/oth agricultur prod,el	1 075	77 913	6 373	3 093 785
8433602000	Machin for cleaning,sorting/grading eggfruit/oth agricultur prod,n	1 398	1 819	15 817	18 978
8433901000	Part mach:castor,of diameter(inc yres)>100mm,<= 250mm,width v	842	6 380	5 063	46 425
8433902000	Parts mach:castor,oth of goods of subhd8433.11/8433.19.90	42 171	199 628	47 909	535 345
8433903000	Parts mach:castor,oth of goods of subhd8433.19.10	0	7 949	0	37 044
8433909000	Parts mach: oth castors	23 672	193 661	38 275	581 619
8434101000	Milking machines, electricallyoperated	1 864	14 165	30 282	181 605
8434102000	Milking machines,not electricallyoperated	0	167	0	2 120
8434201000	Dairy machinery, electrically operated	42 137	211 215	1 048 061	5 293 059
8434901000	Parts of milking & dairy mach.of electoperated machines	1 678	69 148	48 576	5 711 727
8434902000	Parts of milk & dairy mach of non electoperated machines	6 978	30 889	59 676	502 646
8435101000	Presses,crushers & manufacture of wine,cider,fruit juices,electric c	31 426	1 478 440	227 036	7 672 474
8435102000	Presses,crushers & manufacture of wine,cider,fruit juices,not elect	17 696	133 539	39 767	224 672
8435901000	Parts of presses,crushers & manufactureof wine,cider,fruit juices,e	30 369	201 763	150 110	1 266 599
8435902000	Parts of presses,crushers & manufactureof wine,cider,fruit juices,r	3 146	5 969	7 095	34 540
8436101000	Machinery for preparing animal feedingstuffs, electrically operate	450 213	5 636 636	1 415 352	24 758 050
8436102000	Machinery for preparing animal feedingstuffs, not electrically oper	0	161 662	0	576 302
8436211000	Poultry incubators & brooders,electrically operated	107 734	1 832 526	753 874	17 549 867
8436212000	Poultry incubators & brooders,not electrically operated	11 364	51 775	116 408	635 234
8436291000	Oth poultry-keeping machinery,electrically operated	42 707	1 307 331	256 310	6 022 198
8436292000	Oth poultry-keeping machinery,not electrically operated	68 191	868 366	328 979	3 153 129
8436801100	Germination plant mach, agriculturalor horticultural type,electric c	0	107 166	0	430 826
8436801900	Oth germination plant machineryelectric operated	43 901	829 861	676 360	5 537 298
8436802100	Germination plant machin, agriculturalor horticultural type,not ele	21 374	92 836	75 148	400 548
8436802900	Oth germination plant machinery, notelectric operated	22 447	269 519	75 437	1 976 697
8436911000	Parts of poultry-keeping machinery/poultry,incubator & brooders,	76 776	732 374	485 264	7 094 790
8436912000	Parts of poultry-keeping machinery/poultry,incubator&brooders,n	1 567	202 666	11 219	1 607 749
8436991100	Parts oth of poultry-keeping machin,agri & horti type,electric oper	42 298	296 465	52 136	474 920
8436991900	Parts oth of poultry-keeping machin,oth than agri&horti type,elect	192 164	1 560 411	613 232	11 274 851
8436992100	Parts oth of poultry-keeping machin,agri & horti type,not electric c	25 010	91 025	197 161	1 016 934
8436992900	Parts oth of poultry-keeping machin,oththan agri&horti type,not e	61 997	350 282	312 046	2 441 207
8437101000	Machinery for bread grains;winnowing &cleaning machin, electric:	17 003	1 435 807	176 374	14 866 378
8437102000	Machinery for bread grains;winnowing &cleaning machines,not elk	2 532	194 213	5 400	205 400
8437103000	Mach for clean,sorting/grad seed,graintdried leguminous vegetabl	339 883	1 478 560	3 344 087	18 918 768
8437104000	Mach for clean,sorting/grad seed,graintdried leguminous vegetabl	1 931	15 253	51 403	113 238
8437801000	Macinery for rice hullers & cone typerice mills,electrically operate	1 334	565 368	5 400	896 402
8437802000	Macinery for rice hullers & cone typerice mills,not electrically oper	663	957 261	44 766	1 214 599
8437803000	Macinery for industrial type coffeehand corn mills,electrically opera	13 375	117 014	24 120	625 511
8437804000	Macinery for industrial type coffee& corn mills,not electrically ope	5 649	132 859	10 296	136 577
8437805100	Polishing machines for rice,sifting andsieving,bran cleaner,electric	6 024	244 237	18 325	709 997
8437805900	Oth polishing mach for rice,sifting andsieving,bran cleaner,electric	57 671	546 760	112 930	1 510 465
8437806100	Polishing machines for rice,sifting andsieving,bran cleaner,not elec	33 749	1 128 468	67 086	1 354 223
8437806900	Oth polishing mach for rice,sifting andsieving,bran cleaner,not elec	9 302	431 731	49 958	3 645 078
8437901100	Parts of machin of subheading 8437.10,electrically operated	33 758	743 099	439 375	4 133 342
8437901900	Parts of machines oth than of subhead8437.10,electrically operate	97 512	876 976	464 827	2 296 871
8437902100	Parts of machines of subheading 8437.10,not electrically operated	5 001	16 806	6 733	117 641
8437902900	Oth parts of machines of subheading8437.10, not electrically oper	92 355	977 849	229 316	1 695 415
8438101000	Bakery mach,macaroni,spaghetti/similarproducts, electrically oper	326 955	2 926 713	10 534 656	53 066 944
8438102000	Bakery mach,macaroni,spaghetti/similarproducts, not electrically c	318	292 945	3 041	994 033
8438201000	Mach for the manufac of confectionary,cocoa/chocolate, electrica	177 738	1 707 640	5 147 028	48 000 342
8438202000	Mach for the manufac of confectionary,cocoa/chocolate,not elect	447	14 957	1 872	107 085
8438301000	Mach for sugar manufac, electricallyoperated	120 350	895 779	1 136 559	11 623 768

I.3. IMPOR MENURUT KOMODITI / IMPORT BY HS COMMODITY
***** NOVEMBER/NOVEMBER 2011 *****

HS	Uraian Komoditi Commodity Description	Berat Bersih / Net Weight (Kg)		Nilai / Value C.I.F (US\$)	
		Bulan ini Current Month	Kumulatif Cum.Jan. to date	Bulan ini Current Month	Kumulatif Cum.Jan. to date
8438401000	Brewery machinery, electrically operated	0	4 978	0	28 005
8438402000	Brewery machinery, not electrically operated	4 642	4 642	35 483	35 483
8438501000	Mach for the preparation of meat/poultry,electrically operated	66 999	575 882	1 482 787	9 284 045
8438502000	Mach for the preparation of meat/poultry,not electrically operate	0	196 833	0	329 420
8438601000	Machiner for the preparation of fruits,nuts/vegetab, electrically of	22 330	461 600	237 288	3 714 644
8438602000	Machiner for the preparation of fruits,nuts/vegetab, not electric o	7 144	337 330	71 052	677 397
8438801100	Coffee pulpers, electrically operated	132 874	717 591	2 951 494	23 367 427
8438801200	Coffee pulpers, not electrically operated	0	19 268	0	56 734
8438809100	Oth coffee pulpers,electric operated	217 652	2 087 164	3 707 465	40 748 795
8438809200	Oth coffee pulpers,not electric operated	6 109	168 376	33 537	591 498
8438901100	Parts of goods of subheading 8438.30.10electrically operated	21 720	529 147	56 049	1 670 291
8438901200	Part of coffee pulper,electric operatedmachines	528	12 980	14 513	315 484
8438901900	Parts of oths goods of heading 84.38electrically operated	60 994	888 838	1 538 870	14 698 648
8438902100	Parts of goods of subheading 8438.30.20not electrically operated	73 492	448 735	325 732	1 644 306
8438902200	Part of coffee pulpers,non electricoperated machines	0	1 060	0	72 426
8438902900	Parts of oth goods of heading 84.38.20of coffee pulpers,not electr	34 507	311 723	878 273	5 104 930
8439100000	Machinery for making pulp of fibrouscellulosic material	7 441	275 742	87 506	10 185 015
8439200000	Machinery for making paper/paperboard	1 326 287	14 402 273	8 772 499	76 545 884
8439300000	Machinery for finishing paper/paperboard	65 474	519 144	3 054 348	8 203 403
8439911000	Part of machin for mak pulp of fibrouscellulosic material,electrical	130 117	2 011 181	2 693 743	43 210 857
8439912000	Part of machin for mak pulp of fibrouscellulosic material,not elect	57 208	407 090	1 808 845	14 359 128
8439991000	Parts for making/finishing paper/paperboard, electrically operatec	764 325	7 391 389	13 680 744	152 031 698
8439992000	Parts for making/finishing paper/paperboard, not lectrically opera	11 196	45 952	360 216	1 424 547
8440101000	Book-binding mach, includ book-sewing,electrically operated	48 370	482 820	371 722	6 264 354
8440102000	Book-binding mach, includ book-sewing,not electrically operated	13	42 176	755	83 525
8440901000	Parts of book binding & sewing machineselectrically operated mac	526	15 918	69 677	1 079 928
8440902000	Parts of book binding & sewing machinesnot electrically operated	0	962	0	11 512
8441101000	Cutting machines, electrycally operated	365 107	6 180 385	2 918 867	39 549 892
8441102000	Cutting mach, not electrycally operated	26 604	175 176	45 742	567 348
8441201000	Machin for making bags,sacks/envelopeselectrically operated	17 042	531 265	172 366	7 172 918
8441202000	Machin for making bags,sacks/envelopesnot electrically operated	0	42 896	0	770 831
8441301000	Mach for mak cartons,boxes,cases,tubedrum/similar containers,el	273 169	1 925 888	1 705 857	13 480 804
8441302000	Mach for making carton,boxes,cases,tubedrums/similar container:	109	8 742	1 016	69 868
8441401000	Machines for moulding articles in paperpulp,paper/paperboard,ek	21 380	1 162 584	40 844	17 577 389
8441402000	Machines for moulding articles in paperpulp, paper/paperboard, n	0	11 361	0	126 170
8441801000	Oth machinery for making up paper pulp,paper/paperboard,electr	328 921	3 071 031	8 798 602	45 132 054
8441802000	Oth machinery for making up paper pulp,paper/paperboard,not el	48 050	203 243	501 960	1 289 285
8441901000	Part of machin for mak up paper pulp,paper/paperboar,cutting ma	71 119	1 970 739	1 227 161	28 185 546
8441902000	Parts of machin for mak up paper pulp,paper/paperboa,cutting ma	168	376 440	4 441	2 458 914
8442301000	Machinery, apparatus and equipment,electrically operated	234 205	967 812	3 145 017	14 622 320
8442302000	Machinery, apparatus and equipment,not electrically operated	1 140	52 938	15 950	653 788
8442401000	Parts of electrically operated machin,apparatus/equipment	39 909	801 039	210 110	7 141 949
8442402000	Parts of the foregoing mach,apparatus/equipment,non electrically	706	29 028	2 388	548 998
8442500000	Plate,cyls&oth.print comp.plates,cyl &lithograph stones,prepared	127 897	631 308	1 123 110	10 719 471
8443110000	Print.mach.used for print by mean platescyl&oth print,offset print	123 967	1 973 575	4 616 359	36 715 953
8443120000	Print.mach.use,print by mean plate cyl&oth print,offset print mact	51 550	403 019	54 137	742 016
8443130000	Oth offset printing machinery	353 897	4 655 095	2 647 638	36 066 124
8443140000	Letterpress printing mach, reel-fed,excluding flexographic printing	6 455	191 976	37 875	1 783 403
8443150000	Letterpress printing mach,oth than reelfed, excluding flexographic	0	145 782	0	296 150
8443160000	Flexographic printing machinery	73 805	886 608	631 907	12 979 761
8443170000	Gravure printing machinery	33 161	1 413 047	476 818	23 763 828
8443190000	Oth than gravure,flexografhic,letterpress,oth offset printing mach	122 506	547 056	1 148 811	5 777 333
8443311010	Printer-copier,ink-jet,color,capable ofconnecting to a data machin	497 527	4 662 297	4 526 918	36 256 188
8443311090	Printer-copier,ink-jet proces,no color,capable of connect to data r	251	35 090	23 875	519 039
8443312010	Printer-copier,laser proces,color,capable connect to data mach/ne	9 886	129 613	347 680	5 236 402
8443312090	Printer-copier,laser proces,no color,capable connect to data mach	25 217	337 611	735 541	9 001 641
8443313010	Combination printer-copier-facs mach,color,connect to data mach	71 436	809 245	995 615	13 637 672
8443313090	Combination printer-copier-facs mach,no color,connect to data m:	37 517	350 899	929 178	9 019 194
8443319090	Oth mach which perform >= 2 function ofprinting,copying/facsimil	3 528	30 681	290 665	1 411 139
8443321010	Dot matrix printer,color,capable ofconnect to data machine/netw	0	1 826	0	153 575
8443321090	Dot matrix printer,no color,capable ofconnect to data machine/ne	103 170	1 415 250	3 128 361	38 878 522
8443322010	Ink-jet printer,color,capable ofconnect to a data machine/network	445 726	5 368 551	4 307 545	53 510 268
8443322090	Ink-jet printer,no color,capable ofconnect to a data machine/netw	17 307	143 021	894 893	6 745 304
8443323010	Laser printer,color,capable of connectto a data machine/network	36 204	264 701	694 414	5 637 966
8443323090	Laser printer,no color,capable ofconnect to a data machine/netwc	50 169	975 139	930 203	16 249 286
8443324090	Facsimile machine,no color,capable ofconnect to a data machine/i	29 709	406 780	530 876	7 670 241
8443325010	Mach of screen print machinery,color,capable of connect to data r	0	460	0	22 474
8443325090	Mach of screen print machinery,no color,capable of connect to da	6	8 258	5 024	124 437
8443329010	Mach of oth material,color,capable ofconnect to data machine/ne	2 934	29 233	47 758	1 088 916
8443329090	Mach of oth material,no color,capableof connect to data machine,	7 406	46 239	367 983	1 750 450
8443391100	Electrostatic photocopy apparatus,directprocess, color	0	1	0	23

I.3. IMPOR MENURUT KOMODITI / IMPORT BY HS COMMODITY
***** NOVEMBER/NOVEMBER 2011 *****

HS	Uraian Komoditi Commodity Description	Berat Bersih / Net Weight (Kg)		Nilai / Value C.I.F (US\$)	
		Bulan ini Current Month	Kumulatif Cum.Jan. to date	Bulan ini Current Month	Kumulatif Cum.Jan. to date
8443391900	Electrostatic photocopy apparatus,directprocess, no color	188 573	3 684 482	278 106	5 764 073
8443392010	Electrostatic photocopy apparatus,in-direct process,color	0	11 253	0	223 158
8443392090	Electrostatic photocopy apparatus,in-direct process,no color	188 976	1 335 307	417 581	3 989 589
8443393090	Oth photocopy apparatus incorporating,optical system,no color	5 232	44 653	169 863	1 080 722
8443394090	Ink-jet printer,no color,not capableof connect to data machine/ne	0	18	0	246
8443399010	Oth print mach,color,not capable ofconnect to data machine/netv	0	214	0	11 383
8443399090	Oth print mach,no color,not capable ofconnect to data machine/n	353	16 598	7 847	157 316
8443910000	Part & accessori of print machinery usedfor print by component of	1 675 998	10 035 926	67 168 387	429 717 455
8443991000	Part & accessori of screen print machi-nerly for manufact of print c	1 885	81 634	38 782	1 165 610
8443992000	Ink-filled printer cartridges	217 792	2 584 570	9 326 149	101 463 555
8443993000	Paper feeders and sorters	2 624	20 138	177 121	1 254 143
8443999000	Oth part & accessori of screen printingmachinery	73 024	1 263 986	2 712 960	32 937 935
8444100000	Mach for extrude,texture/cut man-madetextile material,electric o	235 498	1 459 908	5 135 609	20 424 047
8444200000	Mach for extrude,texture/cut man-madetextile material,not electr	28	10 453	747	48 181
8445111000	Carding machines,electrically operated	211 645	3 030 604	2 015 818	32 535 635
8445112000	Carding machines,not electricallyoperated	0	1 655	0	6 743
8445121000	Combing machines, electrically operated	101 309	332 732	1 806 833	3 670 053
8445122000	Combing machines, not electricallyoperated	0	3	0	1 084
8445131000	Drawing/roving machines,electricallyoperated	177 764	4 457 104	1 447 199	25 326 941
8445132000	Drawing/roving machines,not electrically operated	305	13 501	1 106	63 954
8445191000	Other machines for preparing textilefibres; electrically operated	383 235	1 828 177	2 243 573	15 256 242
8445192000	Other machines for preparing textilefibres; not electrically operate	0	10 321	0	96 580
8445201000	Textile spinning machines;electrically operated	908 498	8 423 545	4 829 761	59 112 195
8445202000	Textile spinning machines;not electrically operated	12	1 723	1 055	7 462
8445301000	Textile doubling/twisting machines;electrically operated	100 256	1 381 628	496 717	7 239 749
8445302000	Textile doubling/twisting machines;not electrically operated	0	8 300	0	119 000
8445401000	Textile winding(including weft-winding)or reeling machin,electrica	611 201	3 793 495	6 348 449	62 703 563
8445402000	Textile winding(including weft-winding)or reeling machin,notelectr	0	185 457	0	3 626 954
8445901000	Oth machinery for preparing textile,electrically operated	67 989	1 199 548	600 513	8 339 129
8445902000	Oth machinery for preparing textile,not electrically operated	58	81 212	870	565 018
8446101000	Machines for weaving fabrics of a width<= 30 cm, electric operate	13 999	1 494 365	135 181	8 173 183
8446102000	Machin for weaving fabrics of a width<= 30 cm,not electric operat	0	5 820	0	23 434
8446210000	Machine for weaving fabrics of a width> 30 cm, Power looms, shu	339 000	1 095 223	1 996 000	6 476 807
8446290000	Machine for weaving fabrics of a width>30 cm, Oth than Pwr loom	321 214	6 716 030	1 850 630	54 839 290
8446300000	Machine for weaving fabrics of a width> 30 cm, shuttleless type	919 650	7 380 327	5 848 910	54 389 728
8447111000	Circular knitting mach,cylinder diamtr<= 165 mm, electrically oper	45 717	868 615	251 529	7 423 140
8447112000	Circular knitting mach,cylinder diamtr<= 165 mm,not electrically o	0	12 942	0	141 660
8447121000	Circular knitting mach,cylinder diamtr>165 mm, electrically operat	177 720	1 564 594	1 188 630	11 093 589
8447122000	Circular knitting mach,cylinder diamtr>165 mm,not electrically op	0	31	0	36
8447201000	Flat knitting & stitch bonding machine,electrically operated	106 409	1 123 948	670 571	20 109 877
8447202000	Flat knitting & stitch bonding machine,not electrically operated	49 475	466 230	192 956	4 089 808
8447901000	Machines for making gimped yarn,tulle,lace&mach for tufting,elec	301 303	2 894 677	1 558 785	21 242 991
8447902000	Machines for making gimped yarn,tulle,lace&mach for tufting,not	7 026	47 494	24 132	241 406
8448111000	Dobbies & jacquards, card reducing,electrically operated	27 063	371 032	1 322 880	4 772 224
8448112000	Dobbies & jacquards, card reducing, notelectrically operated	5	9 743	33	23 449
8448191000	Oth auxiliary machin for mach of heading84.44, 84.45, 84.46, 84.4	12 362	800 284	187 061	8 495 331
8448192000	Oth auxiliary machin for mach of heading8444, 8445, 8446, 84.47,	11 852	21 914	3 119	83 005
8448200000	Parts&accessories of mach of heading84.44/their auxiliary machin	266 956	1 094 720	1 607 645	13 849 294
8448310000	Card clothing of mach of heading 84.45	22 893	260 486	495 277	4 477 422
8448320000	Parts&accessories of mach for preparingtextile fibres,other than c	26 310	515 491	155 707	9 467 819
8448330000	Spindles, spindle flyers,spinning rings,and ring travellers of mach 8	40 989	343 455	801 855	7 583 018
8448390000	Other parts & accessories of mach ofhead 84.45/their auxiliary ma	215 376	3 270 331	4 853 461	35 715 432
8448420000	Reeds for looms, healds & heald-framesfor weaving machines	5 599	116 562	157 290	2 805 646
8448491100	Shuttles, for electrtrically operatedweaving machine	4 512	47 415	180 706	1 310 702
8448491900	Oth parts & acces, for elect operatedweaving machine	45 825	791 282	849 811	10 283 665
8448492000	Parts & acces, for non electricallyoperated weaving machine	4 500	55 685	135 186	2 201 674
8448510000	Sinkers, needles&other articles used informing stitches	9 392	132 369	1 053 093	9 218 309
8448590000	Othe parts&accessories of mach ofhead 8447/their auxiliary mach	103 912	639 334	589 962	5 418 036
8449001000	Mach for the manufacture/finishing offelt/nonwovens,electrically	4 400	452 147	12 896	7 348 404
8449002000	Mach for the manufacture/finishing offelt/nonwovens, not elect o	0	11 436	0	111 250
8450111000	Household/laundry-type washing machin;fully-automatic mach;ca	179 599	1 529 068	904 358	6 385 109
8450119000	Household/laundry-type wash mach;fully-automatic machine;capa	1 726 796	17 043 561	7 706 425	74 781 641
8450120010	Household/laundry-type wash mach;built-in centrifugal drier, capa	174 915	1 805 407	787 100	7 702 768
8450120020	Household/laundry-type wash mach;built-in centrifugal drier, capa	841 775	8 154 532	3 281 253	33 061 608
8450190010	Other household/laundry-type wash mach;dry linen capacity <= 6	12	928	1 027	26 815
8450190020	Other household/laundry-type wash mach;dry linen capacity > 6 k	0	1 826	0	15 374
8450200000	Household/laundry-type washing mach;a dry linen capacity >10 kg	198 095	1 841 331	1 393 487	11 015 922
8450901000	Parts of goods of subheading 8450.20	4 460	31 344	11 703	209 560
8450902000	Parts of goods of subheading 8450.11,8450.12 or 8450.19	589 553	6 384 930	1 943 709	19 411 901
8451100000	Dry-cleaning machines	12 619	304 587	284 942	2 652 641
8451210000	Drying machines,each of a dry lincapacity not exceeding 10 kg	22 956	245 317	100 749	1 136 127

I.3. IMPOR MENURUT KOMODITI / IMPORT BY HS COMMODITY
***** NOVEMBER/NOVEMBER 2011 *****

HS	Uraian Komoditi Commodity Description	Berat Bersih / Net Weight (Kg)		Nilai / Value C.I.F (US\$)	
		Bulan ini Current Month	Kumulatif Cum.Jan. to date	Bulan ini Current Month	Kumulatif Cum.Jan. to date
8451290000	Drying machines,each of a dry linencapacity exceeding 10 kg	161 124	1 356 745	1 078 446	9 487 258
8451300000	Ironing machines and presses(including fusing presses)	52 166	591 325	980 836	7 787 805
8451400000	Washing, bleaching or dyeing machines	254 293	1 957 360	2 343 675	25 338 730
8451500000	Mach. for reeling,unreeling,folding,cutting/pinking textile fabrics	48 622	453 556	360 466	4 849 565
8451801000	Other machinery exclude machines of hd84.50; for domestic use	420	200 957	19 700	1 093 875
8451809000	Other machinery exclude machines of hd84.50; not for domestic u	290 395	2 082 076	4 043 226	20 740 472
8451901000	Parts of machines or dry linen capacityno exceeding 10 kg	2 502	8 892	24 528	175 277
8451909000	Parts of oth machines of heading 8451	19 744	444 319	353 416	4 481 084
8452100000	Sewing machines of the householdtype	156 470	1 390 437	526 572	5 075 294
8452210000	Oth sewing machines, automatic units	425 581	3 136 711	4 605 126	35 635 219
8452290000	Oth sewing machines, not automatic units	355 559	5 592 578	3 920 919	55 419 273
8452300000	Sewing machine needles	39 796	285 605	259 796	1 525 279
8452400000	Furniture, bases and covers for sewingmachines and parts thereof	68 548	989 855	212 754	2 194 397
8452901100	Arms,beds,stands,flywheel,belt guard;treadles/pedals of subhead	15 724	117 578	13 932	287 511
8452901900	Oth part of sewing mach of machinery ofsubheading 8452.10	79 645	604 945	289 770	5 321 435
8452909010	Arms beds,foot & pedals of mach excludesubheading 8452.10	7 136	44 434	65 604	156 834
8452909090	Other parts of sewing mach of machineryexclude subheading 8452	435 075	2 313 064	981 002	6 856 854
8453101000	Machinery for prepare,tanning/work hides, skins/leather, elect op	29 938	643 007	120 793	4 013 382
8453102000	Machinery for prepare,tanning/work hides, skins/leather, not elec	0	13 969	0	221 228
8453201000	Machinery for making/repairingfootwear, electrically operated	915 157	5 565 584	5 895 707	46 479 635
8453202000	Machinery for making/repairingfootwear, not electrically operaterc	9 463	282 367	103 271	2 255 910
8453801000	Mach for make/repaire other articles ofhides,skins,not sewing ma	446 152	4 767 043	2 940 860	30 705 605
8453802000	Mach for make/repaire other articles ofhides,skins,not sewing ma	7 524	46 067	36 014	308 726
8453900000	Parts of goods of heading 84.53	316 481	1 275 909	1 831 017	11 656 454
8454100000	Converters	14 326	41 094	151 026	1 332 527
8454200000	Ingot moulds and ladles	105 045	2 169 262	4 345 475	25 913 226
8454300000	Castng machines	255 702	3 527 557	5 384 378	40 717 648
8454900000	Parts of goods of heading 84.54	1 338 008	4 680 762	17 958 832	52 134 268
8455100000	Tube mills	11	70 741	74	296 780
8455210000	Oth Rolling mills, hot or combination hocold	2 068 978	3 890 143	4 374 532	9 609 048
8455220000	Oth Rolling mills, cold	90 825	288 751	558 770	1 849 126
8455300000	Rolls for rolling mills	341 142	7 647 385	1 428 756	30 072 320
8455900000	Other parts of metal-rolling millsand rolls therefor.	738 991	9 964 601	2 095 789	37 746 028
8456100000	Machines tool for work any material byremoval material,operat by	46 731	433 629	831 142	10 749 836
8456200000	Machines tool for work any material byremoval material,operat by	4 365	39 787	409 982	1 728 632
8456300000	Machines tool for work any material byremoval material,electro-d	16 525	440 781	468 265	6 942 847
8456901000	Mach tool for mnfact of printed circuit,numerical control,by plasm	9 433	126 298	76 080	1 282 507
8456902000	Wet proces equip for the applicationby immersion of electrochem	544	3 192	8 400	115 636
8456909000	Oth mach tool for work any material byother operating processes	10 515	310 350	197 596	5 118 874
8457100000	Machngng centres	659 462	5 406 091	14 312 889	90 480 524
8457200000	Unit construction machines(single-station)	28	96 537	648	1 304 046
8457300000	Multi-station transfer machines	42 084	130 969	2 708 509	5 160 752
8458110000	Horizontal lathes, numericallycontrolled	420 567	2 806 682	4 701 029	50 212 577
8458190000	Horizontal lathes,not numericallycontrolled	581 602	3 947 537	4 728 575	24 182 167
8458910000	Other lathes,numerically controlled	38 020	543 571	683 755	10 089 245
8458990000	Other lathes,not numerically controlled	325 625	3 096 058	3 575 667	20 391 086
8459101000	Way-type unit head machineselectrically operated	41 893	488 014	740 261	6 864 912
8459102000	Way-type unit head machines, notelectrically operated	0	6 602	0	249 113
8459210000	Dilling machines, numericallycontrolled	38 597	585 493	3 038 161	8 684 617
8459291000	Dilling machines, electrically operated	241 786	2 107 828	1 602 956	9 801 095
8459292000	Dilling machines, not electricallyoperated	28 244	209 456	155 564	1 102 880
8459310000	Boring-milling machines, numericallycontrolled	107	157 356	4 414	5 179 211
8459391000	Oth boring-milling machines, electriclloperated	66 895	531 403	448 612	4 652 936
8459392000	Oth boring-milling machines, notelectrically operated	31	49 844	7 884	270 769
8459401000	Oth boring machines, electricllyoperated	61 825	919 455	1 752 261	10 914 515
8459402000	Oth boring machines, not electricllyoperated	13 995	169 306	85 433	889 963
8459510000	Milling machines, knee-type,numerically controlled	3 374	10 639	13 800	270 116
8459591000	Oth milling machines, knee-type,electrically operated	86 076	478 425	697 515	2 106 588
8459592000	Oth milling machines, knee-type, notelectrically operated	434	33 134	2 204	130 084
8459610000	Other milling machines, numericallycontrolled	15 087	173 142	16 500	2 479 206
8459691000	Other milling machines, not nmrclycontrolled, electrically operate	326 299	1 655 561	1 938 181	9 351 933
8459692000	Other milling machines, not nmrclycontrolled, not electrically ope	147 483	271 039	704 947	1 433 139
8459701000	Threading/tapping machines,electrically operated	40 026	309 832	285 153	5 776 039
8459702000	Threading/tapping machines, notelectrically operated	106	52 602	1 111	784 024
8460110000	Flat-surface grinding mach,an accuracyof at least 0.01 mm,numeri	7 571	616 666	210 882	8 369 130
8460191000	Oth flat-surface grinding mach, accuracyof at least 0.01 mm, elect	53 370	883 014	667 634	11 130 998
8460192000	Oth flat-surface grinding mach, accuracyof at least 0.01 mm, not e	1 755	46 691	17 620	449 862
8460210000	Other grinding mach,an accuracy of atleast 0.01 mm,numerically c	43 256	184 703	2 498 610	8 435 404
8460291000	Other grinding mach,an accuracy of atleast 0.01 mm, electrically o	38 874	869 294	522 877	11 439 977
8460292000	Other grinding mach,an accuracy of atleast 0.01 mm, not electric c	33 264	146 381	315 908	1 021 475
8460311000	Machine tools, numeric controlled, forsharpen carbide diamet <= :	11 000	127 166	76 167	1 280 314

I.3. IMPOR MENURUT KOMODITI / IMPORT BY HS COMMODITY
***** NOVEMBER/NOVEMBER 2011 *****

HS	Uraian Komoditi Commodity Description	Berat Bersih / Net Weight (Kg)		Nilai / Value C.I.F (US\$)	
		Bulan ini Current Month	Kumulatif Cum.Jan. to date	Bulan ini Current Month	Kumulatif Cum.Jan. to date
8460319000	Oth sharpening (tool/cutter grinding)machines, numerically contro	12 558	161 004	115 493	1 148 414
8460391000	Oth sharpening (tool/cutter grinding)machines, electrically operat	4 891	219 243	22 486	2 627 461
8460392000	Oth sharpening (tool/cutter grinding)machines, not electrically ope	5	14 632	1 934	101 495
8460401000	Honing/lapping mach,electricallyoperated	14 143	147 718	335 137	4 368 592
8460402000	Honing/lapping mach, not electricallyoperated	5	15 556	531	112 882
8460901000	Oth mach-tools for deburring,abrasives/polishing products, electri	43 776	509 784	1 021 132	7 375 329
8460902000	Oth mach-tools for deburring,abrasives/polishing products,not ele	36	111 250	9 212	604 864
8461201000	Shaping/slotting machines,electricallyoperated	82 253	815 219	325 809	4 951 308
8461202000	Shaping/slotting mach,not electricallyoperated	3	44 330	1 552	199 979
8461301000	Broaching mach,electrically operated	20 625	124 174	808 085	3 010 444
8461302000	Broaching mach,not electric operated	21	957	2 156	32 573
8461401000	Gear cutting,gear grinding/gearfinishing mach, electric operated	44 009	381 667	726 730	4 874 973
8461402000	Gear cutting,gear grinding/gearfinishing mach, not electric operat	2 690	25 462	6 984	105 509
8461501000	Sawing/cutting-off machines,electrically operated	324 749	2 511 451	5 021 593	18 670 751
8461502000	Sawing/cutting-off machines, notelectrically operated	17 988	300 292	52 730	1 081 628
8461901000	Oth mach-tool for planing/shaping/slottiby cermet, electrically op	52 039	472 290	597 865	5 039 536
8461909000	Oth mach-tool for planing/shaping/slottiby cermet, not electrical	27 590	63 893	77 669	448 039
8462101000	Forging/die-stamping machines(including pres) & hammers, electr	718 331	15 193 519	17 381 556	114 591 527
8462102000	Forging/die-stamping machines(includ pres)&hammers,not electri	17 643	290 524	150 868	1 741 013
8462210000	Bend,fold,straighten/flattening machine(includ pres),numeric cont	563 972	1 703 190	3 678 909	24 019 951
8462291000	Bend,fold,straighten/flattening machine(includ pres),not nmric co	289 859	3 700 782	2 631 267	24 581 105
8462292000	Bend,fold,straighten/flattening machine(incl pres), not nmrc contr	61 769	395 842	199 585	1 550 393
8462310000	Shearing machine (incl press),oth thancombine punching mach,nu	32 696	297 507	294 916	2 900 211
8462391000	Shearing machine (incl press),oth thanbine punching mach,not nm	444 153	2 739 950	1 454 874	12 048 512
8462392000	Shearing mach (incl press),oth than binepunch mach, not nmrc cor	19 632	401 942	109 808	1 260 724
8462410000	Punching/notching mach,incl comb punch &shearing mach,numer	22 540	364 737	739 027	5 730 290
8462491000	Punching/notching mach,incl comb punch &shearing mach,not nu	229 946	991 841	2 802 329	9 668 109
8462492000	Punching/notching mach,incl comb punch &shear mach,not numri	1 131	76 794	9 117	395 583
8462910000	Hydraulic presses	309 649	4 259 823	2 167 333	21 843 908
8462991000	Mach for manufac of boxes,cans& similar contain of tin plate, elec	28 052	648 218	354 250	6 370 422
8462992000	Mach for manufac of boxes,canscontain tin plate,not elect. operat	174	308	950	1 338
8462995000	Oth machine for working metal byforging,hamming,electric operat	142 365	2 158 371	1 765 217	18 425 951
8462996000	Oth machine for working metal byforging,hamming,not electric op	37 833	216 015	147 766	987 375
8463101000	Draw-benches for bars,tube,profile,wire,or the like, electrically op	101 067	1 162 324	376 054	6 835 065
8463102000	Draw-benches for bars,tube,profile,wire,or the like, not electrically	2	201 145	216	884 075
8463201000	Thread rolling machines, electricallyoperated	62 438	760 540	318 663	6 106 029
8463202000	Thread rolling machines,notelectrically operated	2	11 886	1 909	25 115
8463301000	Machines for working wire,electricallyoperated	52 408	1 266 990	702 638	14 762 634
8463302000	Machines for working wire, notelectrically operated	719	45 315	152 310	323 126
8463901000	Oth mach tool for work metal/cerments,without remove material,	176 871	2 689 905	880 170	21 539 751
8463902000	Oth mach tool for work metal/cerments,without remove material,	4 732	53 422	36 515	374 932
8464101000	Sawing mach for working stone,ceramics electrically operated	39 865	425 529	149 887	1 479 775
8464102000	Sawing mach for working stone,ceramicsnot electrically operated	1 618	6 495	18 901	46 091
8464201000	Grinding/polishing machines,electrically operated	20 550	473 870	137 778	3 109 423
8464202000	Grinding/polishing machines,not electrically operated	614	10 058	2 556	56 754
8464901000	Oth mach tool for work stone,ceramics/like mineral material,elect	91 565	1 284 529	655 961	8 233 362
8464902000	Oth mach tool for work stone,ceramics/like mineral material,not e	87 377	300 141	246 350	874 747
8465100000	Mach, can carryout different type opera-tion without tool charge f	124 191	643 425	570 000	4 675 302
8465911000	Sawing machines for scoring PCB/PWB's electrically operated	1	64 121	1 609	567 126
8465912000	Other sawing mach for scoring PCB/PWB's, electrically operated	190 139	1 317 023	528 011	6 465 332
8465919000	Other sawing mach for scoring PCB/PWB's, not electrically operate	93 918	490 433	687 958	2 092 663
8465921000	Mach tools for routing PCB/PWB'ssubstrates,shank dmtr <=3.175 ı	42	44 767	113	408 047
8465922000	Oth planing,milling/moulding (bycutting) mach,electrically operate	114 784	1 331 021	853 683	7 249 051
8465929000	Oth planing,milling/moulding (bycutting)machines,not electric ope	25 301	283 743	219 474	3 233 123
8465931000	Grinding, sanding/polishing machines,electrically operated	47 874	977 498	187 975	11 374 198
8465932000	Grinding, sanding/polishing machines,not electrically operated	4	27 823	1 794	456 593
8465941000	Bending/assembling machines,electrically operated	9 255	290 447	253 783	7 144 264
8465942000	Bending/assembling machines, notelectrically operated	0	14 656	0	85 087
8465951000	Drilling mach for manufac PCB/PWB's,with a spindle speed > 50.00	2 770	113 773	319 805	549 047
8465953000	Other drilling/morticing machines,electrically operated	56 191	431 817	136 760	1 709 963
8465959000	Other drilling/morticing machines, notelectrically operated	12 229	241 261	58 535	1 532 791
8465961000	Splitting, slicing/paring machines,electrically operated	170 579	968 598	913 381	4 519 452
8465962000	Splitting, slicing/paring machines,not electrically operated	12	9 239	624	110 492
8465993000	Lathes, electrically operated	27 185	202 820	239 747	1 327 629
8465994000	Lathes, not electrically operated	568	58 165	688	1 152 283
8465995000	Oth mach for deburring surfaces of PCB/PWB's, for scoring lamina	2 166	53 925	25 066	209 737
8465996000	Other mach-tools for nailing,stapling,glueing/otherwise assemb,el	266 180	903 094	821 856	4 453 893
8465999000	Other mach-tools for nailing,stapling,glueing/otherwise assemb,nc	134 179	1 061 173	1 914 922	11 780 714
8466101000	Tool hold.self-open dieheads for 8456.908460.31,8465.91,8465.92	1 964	41 957	49 135	1 678 049
8466109000	Other tool holders & self-openingdieheads	29 059	533 140	1 232 727	16 600 621
8466201000	Work holders for sub 8456.99, 8460.31,8465.91, 8465.92, 8465.95	2 169	39 491	30 700	1 130 974

I.3. IMPOR MENURUT KOMODITI / IMPORT BY HS COMMODITY
***** NOVEMBER/NOVEMBER 2011 *****

HS	Uraian Komoditi Commodity Description	Berat Bersih / Net Weight (Kg)		Nilai / Value C.I.F (US\$)	
		Bulan ini Current Month	Kumulatif Cum.Jan. to date	Bulan ini Current Month	Kumulatif Cum.Jan. to date
8466209000	Work holders for other machine	116 132	653 178	730 845	15 779 581
8466301000	Dividing head, special attach for 8456.908460.31, 8465.91, 8465.92,	1 173	11 603	97 648	475 158
8466309000	Dividing heads & other special attachments for oth machine-tools	14 962	238 765	442 213	6 590 589
8466910000	Parts&aces suitable for machine of heading 84.64	93 623	1 186 321	468 279	4 330 188
8466921000	Parts&aces suitable for mach subhead 8465.92.10, 8465.95.10, 84	568	15 145	7 346	339 962
8466929000	Parts & acces suitable for mach of other subheading 84.65	56 428	841 354	918 596	10 808 198
8466932000	Parts&aces suitable for mach subhead 8456.90.10, 8456.90.20, 84	810	6 432	74 328	157 006
8466939000	Parts&aces suitable for mach of other headings 84.56 to 84.61	105 586	1 050 120	3 361 912	26 126 071
8466940000	Parts & acces suitable for machine other headings (84.62 or 84.63	135 749	2 190 752	3 659 147	36 756 086
8467110000	Tool for work in the hand, pneumatic, rotary type (incl rotary perc	11 668	174 869	511 791	6 868 160
8467190000	Tool for working in the hand, pneumatic, in other type	24 040	387 548	164 945	2 640 745
8467210000	Drills of all kinds with self-contained electric motor	191 285	2 719 990	703 800	10 454 465
8467220000	Saws with self contained electric motor	76 859	842 164	209 626	3 755 473
8467290000	Oth tool for working in the hand, with self-contained electric moto	1 089 381	7 731 170	2 724 607	24 869 896
8467810000	Chain saws	209 436	3 430 538	1 282 289	13 374 067
8467890000	Oth tool for working in the hand	56 580	423 240	574 231	3 957 755
8467911000	Part of chain saw, of elect-mechanic for work in hand, self-cont. elec	9 789	185 629	21 627	466 528
8467919000	Part of other chain saw	203 135	1 682 344	348 892	3 366 566
8467920000	Parts of pneumatic tools	5 704	128 130	75 744	2 565 973
8467991000	Part of tool of subhead 8467.21, 8467.22 or 8467.29	30 483	376 791	67 200	1 562 971
8467999000	Part of tool of of oth heading 8467	119 603	1 400 367	467 111	4 837 936
8468100000	Hand-held blow pipes	3 225	25 511	15 701	202 382
8468201000	Hand-operated gas welding, brazing/cutting appliances for metal	24 627	371 315	261 322	3 060 220
8468209000	Other gas-operated machinery & apparatus	37 080	1 426 309	399 513	7 907 565
8468800000	Other machinery and apparatus for soldering, brazing/welding	85 784	969 480	604 654	7 029 978
8468901100	Parts of goods of subheading 8468.10	11 601	62 482	35 621	450 661
8468901200	Parts of goods of subheading 8468.20.10	8 615	143 647	130 432	1 757 612
8468909000	Parts of other Heading 8468	30 569	673 138	220 939	7 457 131
8469001000	Word-processing machines	156	803	567	49 278
8469009010	Automatic typewriters	3 216	24 297	38 357	332 964
8469009090	Other typewrites	2 510	149 688	19 809	1 027 026
8470100000	Electronic calculators, cpble of operati without an extnl source elec	141 236	991 538	628 385	4 317 001
8470210000	Electronic calculating machines incorporating a printing device	969	11 691	44 373	507 219
8470290000	Other electronic calculating machines	15 856	197 199	142 628	2 049 059
8470300000	Other calculating machines	160 776	851 614	480 605	2 687 722
8470500000	Cash registers	65 801	459 648	3 206 568	26 825 747
8470901000	Postage-franking machines	50 400	52 561	649 560	827 797
8470902000	Accounting machines	2 391	3 849	6 301	13 326
8470909000	Machines for pocket-size data record, reproduc, display mach with	2 622	18 581	12 922	283 364
8471301000	Handheld computer incl palmtop & PDAs	9 560	91 691	2 412 821	22 084 813
8471302000	Laptop incl notebooks	1 153 693	13 564 077	111 586 959	996 390 772
8471309000	Oth portable digital automatic data proc mach, weigh not more tha	18 364	509 424	5 931 701	104 595 754
8471411000	Personal computers excl 8471.30 with at least a CPU and an input/	36 553	667 377	2 142 698	27 015 058
8471419000	Oth automatic data processing machines with at least a CPU and ar	112 938	647 049	8 716 944	47 964 973
8471491000	Personal computers excl 8471.30 presented in form of systems	292 143	2 993 294	14 190 770	128 567 607
8471499000	Oth automatic data processing machines presented in form of syst	212 070	1 010 662	6 382 296	38 952 255
8471501000	Processing units for personal computer other of subhd 8471.41 or	271 378	2 643 687	11 123 999	118 213 507
8471509000	Oth Processing units other of subhd 8471.41 or 8471.49	346 074	2 558 970	39 282 321	177 529 007
8471603000	Computer keyboards	132 484	1 448 218	704 610	8 492 755
8471604000	X-y coordinate input devices, including mouse, light pens, joystick, tra	222 917	2 303 966	1 551 069	13 605 369
8471605000	Plotters whether input/output units of heading 84.71 or of heading	158	13 550	11 880	198 054
8471609000	Other input/output units, whether/not contain storg unit the same	84 696	791 806	1 382 489	12 568 851
8471701000	Floppy disk drives	3 505	43 126	27 696	293 266
8471702000	Hard disk drives	273 649	3 654 307	2 992 546	52 000 766
8471703000	Tape drives	2 225	30 114	355 224	3 597 172
8471704000	Optical disk drives, including cd-rom drives, dvd drives & cd-r drives	225 057	2 069 811	5 331 642	47 259 064
8471705000	Proprietary format storage device incl me-dia therefor for automat. dt	25 938	304 661	3 969 000	28 391 697
8471709100	Backup management systems	9 799	23 074	89 391	412 316
8471709900	Other storage units of automatic data processing machine	58 457	514 654	4 208 051	19 039 072
8471801000	Control and adaptor units	54 526	1 019 242	772 883	9 658 008
8471807000	Sound card and video card	37 420	343 586	490 549	5 399 987
8471809000	Other units of automatic data processing machines	76 927	1 246 432	2 153 303	22 647 364
8471901000	Bar code readers	152	7 911	29 539	492 314
8471902000	Optical character readers, document/image scanners	45 977	846 689	1 214 772	28 382 859
8471909000	Other units automatic data processing machines	370 471	4 469 426	6 169 104	86 882 096
8472101000	Duplicating machines, electrically operated	10	4 666	2 192	47 333
8472102000	Duplicating machines, not electrically operated	1 255	4 930	3 834	128 761
8472301000	Machin for sorting/folding mail/for inserting mail in envelopes, elec	631	9 158	3 289	405 346
8472302000	Machin for sorting/folding mail/for inserting mail in envelopes, not	0	99	0	32 190
8472901000	Automatic teller machines	191 945	4 809 009	3 864 168	63 237 113
8472902000	Electronic fingerprint identification system	19 586	122 573	3 388 411	12 248 622

I.3. IMPOR MENURUT KOMODITI / IMPORT BY HS COMMODITY
***** NOVEMBER/NOVEMBER 2011 *****

HS	Uraian Komoditi Commodity Description	Berat Bersih / Net Weight (Kg)		Nilai / Value C.I.F (US\$)	
		Bulan ini Current Month	Kumulatif Cum.Jan. to date	Bulan ini Current Month	Kumulatif Cum.Jan. to date
8472903000	Other office machines,electricallyoperated	53 771	732 487	633 698	7 862 827
8472909000	Other office machines,not electricallyoperated	23 447	155 121	74 028	893 736
8473101000	Printed circuit assemblies for word-processing	550	1 264	86 799	104 549
8473109000	Other parts & access of the mach ofheading 84.69	6 952	51 065	347 975	2 692 863
8473210000	Parts & access electronic calculatingmach sub 8470.10, 8470.21/8	186	13 318	2 765	320 588
8473290000	Parts & access of other machines ofheading 84.70	4 553	103 698	106 640	2 353 639
8473301000	Assembled printed circuit boardsfor machines of heading 84.71	483 155	4 317 971	8 576 601	150 033 367
8473309000	Parts & access ofother machines ofheading 84.71	631 675	7 410 881	8 193 769	134 727 828
8473401100	Parts including printed circuit assembfor machines of heading 84.7	336	8 163	37 724	550 320
8473401900	Other parts&accessories of the machof heading 84.72,for electric	116 073	1 294 829	585 867	6 250 748
8473402000	Other parts&accessories of the machheading 84.72,for non electri	0	2 680	0	29 326
8473501100	Parts&accessories suitable for usewith mach of heading 84.71,elec	35 919	435 956	134 484	4 123 036
8473501900	Parts&accessories suitable for usewith mach head 84.69 & 84.72,€	1 975	83 703	107 272	638 500
8473502000	Part&access suitable for use with machof heading 84.69-84.72,non	1	167	65	17 096
8474101000	Sorting,screening,separating/washingmachines, electrically operat	423 097	4 412 018	1 493 406	22 010 729
8474102000	Sorting,screening,separating/washingmachines, not electrically op	19 375	428 899	43 747	1 132 205
8474201100	Crushing/grinding machines forstone electrically operated	874 976	19 778 646	1 883 010	135 221 116
8474201900	Crushing/grinding mach for earth,oresoth mineral substances,elect	446 147	4 932 972	4 292 507	33 537 293
8474202100	Crushing/grinding mach for stone notelectrically operated	93 863	368 732	153 287	695 319
8474202900	Crushing/grinding mach for earth,oresoth mineral substances,not e	103 297	908 518	1 214 700	4 404 991
8474311000	Concrete/mortar mixers, electricallyoperated	91 851	2 950 587	343 275	13 812 180
8474312000	Concrete/mortar mixers, notelectrically operated	18 264	128 428	98 303	534 283
8474321000	Mach for mixing mineral substances withbitumen,electrically oper	188 723	3 951 966	694 041	10 453 724
8474322000	Mach for mixing mineral substances withbitumen,not electrically c	75 500	89 347	173 000	381 427
8474391000	Other mixing/kneading machineselectrically operated	205 915	1 762 578	3 458 537	19 999 314
8474392000	Other mixing/kneading machines notelectrically operated	133	172 612	1 805	2 063 046
8474801000	Mach for agglomerating,shaping/mauldolid mineral fuels,electric	532 165	5 748 437	2 922 953	31 583 021
8474802000	Mach for agglomerating,shaping/mauldolid mineral fuels,not elec	0	119 764	0	752 686
8474901000	Parts of mach for heading 8474.10 to8474.80 of electric operated	1 060 884	15 246 681	6 721 534	121 377 565
8474902000	Parts of mach for heading 8474.10 to8474.80 of not electric opera	48 925	1 903 502	561 850	12 614 399
8475101000	Mach for assembl electric/electronicclamps tubes/valves,electric op	84 157	696 816	3 217 554	12 703 970
8475102000	Mach for assembl electric/electronicclamps tubes/valves,not elect.	15	13 355	2 437	297 279
8475290000	Other machines for manufacturing/hot working glass/glassware	5 972	495 669	251 380	4 570 900
8475901000	Parts of machine for heading 8475.10to 8475.29 of electric operat	39 680	500 823	679 579	8 092 815
8475902000	Parts of machine for heading 8475.10to8475.29 of not elect. oper	926	40 257	141 488	638 043
8476290000	Other automatic beverage-vendingmachines	1 401	32 494	24 780	274 154
8476810000	Other automatic goods-vending mach,incorporating heating/refrig	0	6 831	0	66 623
8476890000	Other automatic goods-vendingmachines	3 829	20 748	91 710	455 879
8476901000	Parts of automatic goods-vend machincorpor heating/refriger,elec	24 602	571 229	450 892	8 355 278
8476909000	Parts of automatic goods-vendingmach	1 499	28 193	64 497	667 009
8477101000	Injection-moulding machines formoulding rubber	1 281 031	13 383 959	10 562 653	92 905 595
8477103100	P.v.c. injection moulding machine	1 311 313	11 466 315	7 736 514	64 517 348
8477103900	Other injection-moulding machinesfor moulding plastics	73 025	2 629 722	1 006 111	26 261 458
8477201000	Extruders for extruding rubber	17 148	310 475	180 825	3 258 651
8477202000	Extruders for extruding plastics	497 132	4 861 333	8 463 306	82 277 197
8477300000	Blow moulding machines	283 727	3 745 955	2 489 355	66 999 784
8477401000	Vacuum moulding & other thermo formingfor moulding/forming r	213 048	1 508 138	1 726 435	10 417 438
8477402000	Vacuum moulding & other thermo formingfor moulding/forming p	288 334	2 198 913	3 017 873	30 371 135
8477510000	Mach for mould/retread pneunt tyres,for moulding/othwise form	157 578	1 594 057	1 059 953	9 596 477
8477591000	Other machine for moulding/otherwise-forming for rubber	161 493	4 182 108	820 197	13 355 450
8477592000	Other machine for moulding/otherwise-forming for plastics	5 011	118 416	32 832	819 839
8477801000	Other machinery for rubber,electrically operated	552 653	8 846 192	6 119 328	80 914 378
8477802000	Other mach for rubber,not electricallyoperated	200 253	2 366 746	1 830 891	29 273 074
8477803100	Lamination presses for the manufactrof PCB/PWBs	5 495	307 001	3 279	3 191 984
8477803900	Other machinery for plastics,electrically operated	389 237	2 508 551	5 862 716	43 282 477
8477804000	Other machinery for plastics, notelectrically operated	188 655	545 296	1 281 282	7 608 471
8477901000	Parts of electrically operatd mach forworking rubber/products fro	183 186	4 380 933	1 963 656	76 492 775
8477902000	Part of nonelectric opratd mach forworking rubb/fr the manuf pro	79 966	1 366 369	1 739 450	27 427 515
8477903200	Pars of lamination presses fr themanuf of PCB/PWBs	1 284	11 241	91 745	465 650
8477903900	Oth parts not in 8477.90.31-32	28 959	252 416	1 058 856	5 470 073
8477904000	Part of non elect.mach fr workig plast/manuf of prodct frm plastic	66 507	519 183	543 364	5 758 340
8478101000	Machinery for preparing/making uptobacco, electrically operated	424 153	4 131 892	11 426 650	130 772 308
8478102000	Machinery for preparing/making uptobacco, not electrically opera	0	41	0	13 425
8478901000	Part of cigar/cigarette electricallyoperated mach	22 636	295 973	2 339 074	25 391 134
8478902000	Part of cigar/cigarette,nonelectrically operated mach	67	53 122	14 603	726 498
8479101000	Machinery fr public works,building/thelike electrically operated	214 501	1 900 435	852 055	22 621 303
8479102000	Machinery fr public works,building/thelike not electrically operate	26 254	286 816	362 480	3 520 310
8479201100	Machinery for making palm oilelectrically operated	1 643 236	15 309 053	12 160 111	99 252 258
8479201900	Machinery for preparing palm oilelectrically operated	93 171	1 183 020	1 364 763	14 429 581
8479202100	Machinery for making palm oil notelectrically operated	183 046	4 482 388	207 340	10 219 172
8479202900	Machinery forpreparing palm oil notelectrically operated	65 323	1 083 048	343 660	5 490 960

I.3. IMPOR MENURUT KOMODITI / IMPORT BY HS COMMODITY
***** NOVEMBER/NOVEMBER 2011 *****

HS	Uraian Komoditi Commodity Description	Berat Bersih / Net Weight (Kg)		Nilai / Value C.I.F (US\$)	
		Bulan ini Current Month	Kumulatif Cum.Jan. to date	Bulan ini Current Month	Kumulatif Cum.Jan. to date
8479301000	Presses for the manufacture of particle board electrically operated	107 190	4 941 915	377 327	38 409 646
8479302000	Presses for the manufacture of particle board not electrically operated	62 176	213 556	138 800	312 537
8479401000	Rope/cable making mach, electrically operated	94 544	492 705	478 066	7 015 810
8479402000	Rope/cable making mach, not electrically operated	0	20 887	0	303 030
8479500000	Industrial robots, not elsewhere specified/included	83 630	892 226	3 404 502	38 475 212
8479600000	Evaporative air coolers	138 251	1 418 553	862 194	11 472 928
8479811000	Oth mach&mechanical appliance for treating metal, electrically operated	106 463	2 056 755	2 635 680	24 337 937
8479812000	Oth mach&mechanical appliance for treating mtl, nonelectrically operated	5 488	96 861	99 032	1 252 304
8479821000	Mixing, kneading, crush, grind, screen, & otherwise machine, electrically operated	465 350	4 681 874	3 013 253	64 356 268
8479822000	Mixing, kneading, crush, grind, screen, & otherwise machine, not electrically operated	28 230	290 524	568 477	4 928 030
8479892000	Chemical vapour deposition apparatus for flat panel display production	33 261	529 428	823 060	18 255 995
8479893000	Oth apparatus, electrically operated	230 994	3 511 442	3 988 526	54 873 365
8479894000	Oth apparatus, nonelectrically operated	122 639	1 989 162	4 982 045	42 365 428
8479902000	Part of goods of subheading 8479.89.20	2 481	153 022	349 015	3 741 307
8479903000	Part of oth electrically operated machines	377 083	6 254 169	6 190 251	75 052 717
8479904000	Part of nonelectrically operated machines	139 424	769 678	1 966 883	15 849 039
8480100000	Moulding boxes for metal foundry	95 801	976 374	1 216 713	12 498 181
8480200000	Mould bases	164 671	3 068 623	1 911 961	24 232 517
8480301000	Moulding patterns, of copper	3 230	105 626	27 060	727 064
8480309000	Moulding patterns, of other material	165 802	2 215 506	2 188 035	28 028 915
8480410000	Moulds for metal/metal carbides injection/compression types	134 891	787 500	1 730 289	13 583 575
8480490000	Moulds for metal/metal carbides not injection/compression types	224 910	1 897 765	3 011 089	27 352 703
8480500000	Moulds for glass	12 152	184 672	270 149	4 397 771
8480600000	Moulds for mineral materials	356 479	3 708 024	1 765 243	22 929 990
8480710000	Moulds for rubber, plastics, injection/compression type	367 840	4 951 203	7 058 026	104 034 399
8480790000	Mould for rubber, plastics, not injection, compression type	41 283	331 512	1 012 954	8 053 678
8481101100	Pres-reduce valve, iron/steel, manual operate sluice, 5 cm <= internal diameter	16 406	439 146	212 417	6 017 125
8481101900	Pres-reduce valve, iron/steel, automatic operate sluice, 5 cm <= internal diameter	126 994	1 868 659	2 213 279	22 416 217
8481102000	Pressure-reducing valves of copper/copper alloys	63 815	258 294	426 185	3 503 557
8481109000	Pressure-reducing valves not of iron/steel, not of oth metal, not of other material	174 411	1 117 173	750 478	10 956 464
8481201000	Valve for pneumatic transmission, manual operate sluice, 5 cm <= internal diameter	26 521	168 855	273 619	2 472 459
8481209000	Valves not of iron/steel, not of oth metal, not of other material	359 056	2 133 863	6 188 640	36 184 969
8481301000	Cast iron valve of swing check-valve type, 40 <= internal diameter	124 755	992 588	812 468	6 310 182
8481302000	Check (nonreturn) valve, copper/copper alloy, internal diameter < 25 cm	11 799	116 112	41 026	837 732
8481309000	Other check (nonreturn) valve	241 301	3 296 415	4 553 087	42 942 321
8481401000	Safety/relief valves of iron/steel	9 496	68 377	115 913	1 663 553
8481409000	Oth safety/relief valves	156 743	1 803 041	2 821 785	35 434 051
8481801100	Valves for inner tube of copper/copper alloys	144 607	1 803 280	1 355 392	16 267 999
8481801200	Valves for inner tubes of other materials	37 533	525 382	359 446	4 965 687
8481801300	Valves for tubeless tyres of copper/copper alloys	1 196	45 634	19 300	368 914
8481801400	Valves for tubeless tyres of other materials	17 506	119 971	223 471	917 937
8481802100	Lpg cylinder valves having inlet & outlet internal diameters <= 2.5 cm	1 765	60 381	5 855	428 478
8481802200	Lpg cylinder valves having inlet & outlet internal diameters > 2.5 cm	304	32 648	1 774	91 313
8481803000	Cocks/valves, whether or not fitted with piezo electric igniters for gas	73 294	541 157	273 093	3 244 707
8481804100	Soda water bottle valve; gas operate, of plastic, 1 cm < internal diameter <= 2.5 cm	154	7 942	178	94 678
8481804900	Oth soda water bottle valves; gas operate beer dispensing units	103 372	1 333 739	1 046 816	9 510 604
8481805100	Mixing tapes and valves, of plastic, 1 cm < internal diameter <= 2.5 cm	14 793	125 640	29 937	638 132
8481805900	Others mixing tapes and valves	211 924	1 928 047	418 034	4 576 298
8481806100	Water pipeline valve, manual operate sluice, 5 cm < inlet/outlet internal diameter	4 140	191 658	74 720	647 877
8481806200	Cast iron gate valve, inlet diameter >= 4 cm & cast iron butterfly valve, inlet diameter >= 4 cm	148 272	1 766 473	975 757	12 116 187
8481806300	Cast iron gate valve, inlet diameter < 4 cm & cast iron butterfly valve, inlet diameter < 4 cm	167 611	1 270 029	1 617 826	10 639 628
8481806400	Hog nipple waterer, of plastics, 1 cm <= internal diameter < 2.5 cm	0	10	0	1 219
8481806500	Other hog nipple waterers	3 618	68 668	27 909	515 484
8481806600	Nipple joint valves, of plastics, 1 cm <= internal diameter < 2.5 cm	0	448	0	8 337
8481806700	Other nipple joint valves	56 659	284 139	421 203	3 311 560
8481807100	Ball valves, of plastics, 1 cm <= internal diameter < 2.5 cm	50 493	597 658	211 634	5 993 419
8481807200	Other ball valves	528 884	4 165 717	4 066 343	37 408 253
8481807300	Gate valve, manual operate, of iron/steel, 5 cm <= inlet/outlet internal diameter	462 405	3 656 096	2 024 474	18 859 325
8481807400	Gate valve, manual operate, of iron/steel, inlet/outlet internal diameter > 5 cm	38 152	288 963	66 629	2 162 431
8481807500	Manifold valves of plastics, 1 cm <= internal diameter < 2.5 cm	13	19 128	339	198 903
8481807600	Other manifold valves	27 966	499 061	318 524	3 044 160
8481808100	Pneumatic control valve, of plastics, 1 cm <= internal diameter < 2.5 cm	5 391	15 606	148 105	487 170
8481808200	Other pneumatic controlled valve	32 605	162 000	813 057	4 936 463
8481808300	Oth valve of plastic, inlet diameter >= 1 cm, outlet diameter <= 2.5 cm	0	48 072	0	172 881
8481808400	Oth valve of plastic, inlet diameter >= 1 cm, outlet diameter > 2.5 cm	245	20 922	5 383	136 789
8481808500	Oth valve of plastic, with other size of inlet/outlet diameter	55 387	897 409	311 139	6 325 370
8481808600	Other valve of stainless steel/nickle, manual operate, weighting < 3 kg	105 365	1 008 789	600 753	7 061 226
8481809100	Ball valves	67 675	930 021	680 536	9 588 884
8481809900	Other valves and similar appliances for pipes	775 433	10 988 253	17 395 613	203 885 438
8481901000	Parts of housing for sluice/gate valves	8 704	224 100	254 111	3 286 002
8481902100	Bodies, for water taps	1 173	65 909	15 304	441 332

I.3. IMPOR MENURUT KOMODITI / IMPORT BY HS COMMODITY
***** NOVEMBER/NOVEMBER 2011 *****

HS	Uraian Komoditi Commodity Description	Berat Bersih / Net Weight (Kg)		Nilai / Value C.I.F (US\$)	
		Bulan ini Current Month	Kumulatif Cum.Jan. to date	Bulan ini Current Month	Kumulatif Cum.Jan. to date
8481902300	Others bodies for taps, cocks, valves,and similar appliances	34 922	305 915	456 300	4 920 708
8481902900	Others parts for taps, cocks, valves, &similar appliance of int. dimt	102 697	1 149 588	1 579 257	15 418 245
8481903000	Valve bodies/stems of inner tube/tubeless tyres valves	52 970	461 613	729 816	7 241 276
8481904000	Valve cores of inner tube valves/tubeless tyres valves	35 786	144 016	72 597	540 235
8481909000	Others parts for taps, cocks, valves,and similar appliances	304 467	3 559 409	3 435 468	47 579 766
8482100000	Ball bearings	1 941 227	18 822 253	19 171 416	192 923 116
8482200000	Tapered roller bearings,includingcone&tapered roller assemblies	188 270	2 334 506	3 200 825	32 489 791
8482300000	Spherical roller bearings	253 248	2 056 125	963 170	11 975 859
8482400000	Needle roller bearings	140 983	1 053 687	2 428 705	24 450 681
8482500000	Oth cylindrical roller bearings	145 733	1 570 699	3 395 543	32 573 888
8482800000	Oth,including combined ball/rollerbearings	752 011	9 029 901	8 388 412	86 851 842
8482910000	Balls, needles and rollers	170 536	2 001 175	2 316 924	19 464 130
8482990000	Other parts of ball and roller bearings	597 551	7 206 606	5 253 546	65 932 654
8483101000	Transmission shafts for earth movingmachinery	76 448	894 812	1 637 942	18 435 694
8483102100	Transmissi shafts for enginesf veniclehead 87.01exc 8701.10/8701	2 985	93 451	91 450	1 016 366
8483102200	Transmission shafts for engines ofvehicles of subhead 8701.10/871	132	30 626	6 020	247 370
8483102300	Transmission shafts for engines ofvehicles of heading 87.11	142 073	2 325 618	3 164 548	41 293 139
8483102400	Transmission shafts for engines ofoth vehicles of chapter 87	1 967 597	20 150 122	25 032 009	249 972 786
8483103100	Transmission shafts for marine propul-sion engines of an output<=	306	6 595	6 950	30 800
8483103900	Transmission shafts for marine propul-sion engines of an output>2	104 961	1 541 749	1 219 366	12 543 441
8483109000	Oth transmission shafts	1 198 265	10 772 276	14 100 732	126 077 885
8483201000	Bearing housing incorporating forearth moving machinery	39 634	233 816	261 959	2 680 607
8483209000	Bearing housing incorporating not forearth moving machinery&mc	324 161	2 618 786	959 486	10 907 014
8483301000	Bearing housing not incorporating forearth moving machinery	80 290	708 065	953 095	8 096 285
8483309000	Bearing housing not incorporat not forearth moving machinery&r	297 325	4 313 489	2 695 146	35 799 481
8483401100	Gear&gearing for engines of vehiclesof head 87.01exc subhead 87	24 005	355 513	228 682	3 420 859
8483401300	Gear&gearing for engines of vehiclesof heading 87.11	231 202	3 794 011	3 689 897	46 662 702
8483401400	Gear&gearing for engines of othvehicles of chapter 87	804 530	6 353 934	15 190 618	113 775 468
8483402100	Gear&gearing for marine propulsionengines of an output<=22.38 l	14 101	170 695	105 257	1 652 421
8483402900	Gear&gearing for marine propulsionengines of an output>22.38 kl	466 786	4 271 795	2 304 566	24 428 906
8483403000	Gear&gearing for the engines of earthmoving machinery	523 111	4 547 717	7 329 165	62 498 497
8483409000	Gears and gearing for oth engines	869 623	8 110 885	9 130 753	90 835 041
8483500000	Flywheels&pulleys,including pulleyblocks	474 261	5 657 893	4 834 153	73 889 729
8483600000	Clutches&shaft couplings(includinguniversal joint)	439 625	5 249 982	5 457 856	65 312 204
8483901100	Parts of 8783.10 for pedestrian controlltractors of subheading 870	1 436	19 135	32 055	387 293
8483901300	Parts of 8783.10 for oth tractors ofheading 87.01	91 247	228 595	2 522 437	5 962 263
8483901400	Parts of 8783.10 for goods of heading87.11	40 333	530 513	309 783	4 356 428
8483901500	Parts of 8783.10 for oth goods ofchapter 87	170 925	1 595 263	3 240 270	26 092 653
8483901900	Parts of 8783.10 for oth	116 743	1 471 072	725 698	9 107 587
8483909100	Oth toothed wheels for pedestriancntrolled tractors of subhead8	30	2 504	2 594	50 808
8483909300	Oth toothed wheels for oth tractors ofheading 87.01	3	169	105	4 037
8483909400	Oth toothed wheels for goods ofheading 87.11	111 113	1 210 627	919 621	9 647 061
8483909500	Oth toothed wheels for oth goods ofchapter 87	120 996	1 164 203	2 217 036	19 396 929
8483909900	Oth toothed wheels for others	290 769	2 804 183	2 265 720	20 605 498
8484100000	Gaskets&similar joint metal sheetingcomb with oth material/2 mo	392 437	3 749 481	6 108 788	61 735 717
8484200000	Mechanical seal	98 567	957 367	1 676 397	15 354 309
8484900000	Sets/assortments of gaskets&similarjoints	337 173	2 871 524	6 356 325	55 761 122
8486101000	Apparatus for rapid heating ofsemiconductor wafers	1 088	1 605	75 507	94 899
8486102000	Spin dryers for semiconductor waferprocessing	0	35 000	0	185 511
8486103000	Machines for produc semiconductor waferby removal of material,	0	13 631	0	256 135
8486104000	Mach., app for sawing monocrystal semi-cond. boules into slice, w	0	47 366	0	860 760
8486105000	Grinding, polishing,lapping machines forproces. of semiconductor	8 300	63 866	141 750	458 215
8486106000	Apparatus for growing/pullingmonocrystal semiconductor boules	0	6 479	0	110 526
8486109000	Oth machines&apparatus for the manufact of boules/wafers	7 843	49 821	271 973	2 011 189
8486201100	Chemical vapour deposition app. forsemiconductor production	0	72	0	195
8486201200	Epitaxial deposition mach., spinners forcoating photograph emulsi	3 583	130 466	5 993	1 758 403
8486201300	Physical deposition app. by sputteringon semicond wafer, for semi	0	32 375	0	675 155
8486201900	Other film formation equipment	1	5 359	53	12 409
8486202100	Ion implanters for doping semiconductormaterials	0	56	0	2 336
8486202900	Other doping equipment	17	2 501	253	105 024
8486203100	Deflash mach, spraying appliance foretching,stripping,cleaning sen	0	15 130	0	466 813
8486203200	Equipment for dry-etching patterns onsemiconductor materials	0	1	0	2
8486203300	App for wet etching, developing,stripping,cleaning semiconductor	5	4 959	731	130 227
8486203900	Other etching and stripping equipment	0	39 567	0	1 495 217
8486204100	Direct write-on-wafer apparatus	707	1 007	39 845	75 212
8486204200	Step and repeat aligners	0	35	0	947
8486205100	Dicing machines for scribing/scoringsemiconductor wafers	0	3 091	0	17 111
8486205900	Other equipment for developing exposedwafers	400	4 579	11 166	393 718
8486209100	Lasercutters for cut contact. tracks insemiconductor production by	0	2 006	0	22 061
8486209200	Mach. for bend, fold and straighteningsemiconductor leads	46	8 566	28 286	1 277 708
8486209300	Resistance heated furnaces, ovens forthe manufact of semicon de	1 488	3 772	101 304	266 548

I.3. IMPOR MENURUT KOMODITI / IMPORT BY HS COMMODITY
***** NOVEMBER/NOVEMBER 2011 *****

HS	Uraian Komoditi Commodity Description	Berat Bersih / Net Weight (Kg)		Nilai / Value C.I.F (US\$)	
		Bulan ini Current Month	Kumulatif Cum.Jan. to date	Bulan ini Current Month	Kumulatif Cum.Jan. to date
8486209400	Inductance/dielectric furnace, oven forthe manufact of semicon d	36	36	84	84
8486209500	Auto-mach. for the placement/removal ofcomp./contact element	0	24 413	0	591 051
8486209900	Other mach. & aprts for the mnfact ofsemicon. devices/of elect ii	782	9 442	7 003	187 470
8486301000	App. for dry etch pattern on flat paneldisplay substrates	210	3 652	9 960	58 710
8486303000	Chemical vapour deposition app.to prodspinners for coat,physic di	5	40	360	3 852
8486309000	Othetr mach. and app. for the manufact of flat panel displays	4 417	12 053	21 496	214 923
8486401000	Focused ion beam milling mach to prodce,repair mask,reticle for p	76	24 240	47 500	258 906
8486402000	Die attach app, auto-tape/wire bonders,auto-mach.trans/handle/s	2 212	80 184	253 236	6 670 345
8486403000	Moulds for manufact. of semiconductordevices	1 137	66 289	5 443	3 046 571
8486404000	Optical stereoscopic microscopes withequip. design to handle of s-	0	1 303	0	5 253
8486405000	Photomicrographic microscope with equipdesign to handle of s-wa	0	141	0	59 100
8486407000	Pattern generating app for produce mask/rctle from photoresist cr	0	1	0	9
8486409000	Other machines and apparatus specifiedin note 9(c) to this chapte	7 641	15 140	1 054 684	1 612 933
8486901100	Parts and accessories of app for rapidheating of semiconductor wa	176	7 222	4 613	116 900
8486901200	Parts & accessories of spin dryers forsemiconductor wafer prosesii	779	1 648	1 260	35 794
8486901300	Parts&accessories of mach. for prod.semicon wafers by removal/li	6	421 966	7 557	667 734
8486901400	Tool holders&self-open diehead, of machfor sawing s-boul to slice	0	6 398	0	325 139
8486901500	Oth parts, access.of mach. for sawingm-crystal s-boule to slice/wa	111	5 783	4 887	297 144
8486901600	Parts & access.of grind, polish, lapmach for processing of semicon.	565	16 632	67 484	352 321
8486901700	Parts & access.of app for grow/pullingmonocrystal semiconductor	109	459	2 507	7 627
8486901900	Oth parts, access.of mach. and app.for the manufact. of boules/wa	44	8 807	14 758	1 056 652
8486902200	Parts & access. of epitaxial depo. mach,spinner for coat photo. em	0	1 875	0	32 543
8486902300	Parts & access. of ion implanter for doping of app for physical depc	50	9 416	1 809	77 126
8486902400	Tool holder/self-open diehead; of sprayfor etch,strip s-wafer,dry-e	0	228	0	3 906
8486902500	Oth parts & access. of spray for etch,strip, clean,dev s-wafer,dry-et	3 949	24 508	354 810	1 202 842
8486902600	Tool holder/self-open diehead,of dicingmach laser cutters,fold,stri	865	37 028	101 902	579 219
8486902700	Other part and accessories of dicingmach laser cutters,fold,stri	1 221	81 459	106 406	1 747 589
8486902800	Part & access of resist heated, induct,dielectric furnaces/oven mnl	6 034	102 315	10 144	247 295
8486902900	Oth part & acces of mach & app.for mnfctof s-devices/of elect. int	0	5 988	0	272 112
8486903100	Part & access of app for dry etchingpattern of flat panel display su	5 906	6 084	141 919	143 316
8486903200	Tool holder/self-open dieheads,of app.wet etch patterns on flat pa	4 323	6 051	80 677	110 247
8486903300	Oth. part&access of app for wet etchingdevelope, strip/clean flat p	0	66	0	7 546
8486903500	Part & access of spinners for coat.photoemuls/app.phys depo on f	0	8	0	5 970
8486903900	Oth part & access of mach and apparatusfor the manufact. of flat j	9	15 795	1 854	124 914
8486904100	Part & acces of focused ion beam millingmach to produce, repair r	0	1 563	0	11 460
8486904200	Part&acces of die attach app, auto-tape/wire bonder, encapsul eq	136	5 092	6 907	2 406 659
8486904300	Part&acces of auto-mach transport, handlstorage of s-conductors,	2	10 771	307	2 679 252
8486904400	Part&acc of optic stereoscop microscopewith equip to hndle/tran	0	1 071	0	51 983
8486904600	Part & acces of pattern generating appused to prod masks/rctcl fro	12	2 009	5 130	365 620
8486904900	Part and acces of other mach & appspecified in note 9(c) to this ch	3 273	42 827	81 919	3 540 506
8487100000	Ships/boats propellers and blades	118 626	1 416 712	514 723	9 730 097
8487900010	Oil seal rings	186 759	1 724 834	2 069 554	21 330 251
8487900090	Oth mach. parts, not cont. electric con-nect,insulator,coil, oth el	147 852	1 985 515	6 880 191	34 109 752
8501101100	Stepper dc motors of an output =<37.5w	17 118	348 294	370 691	4 343 677
8501101200	Spindle dc motors of an output =<37.5w	6 768	170 401	102 681	3 439 660
8501101900	Others dc motors of an output =<37.5w	344 528	4 011 388	3 689 551	40 494 913
8501109100	Stepper universal (AC/DC) motors ofan output =<37.5w	2 934	20 611	98 077	435 643
8501109200	Spindle universal (AC/DC) motors ofan output =<37.5w	3 300	59 299	76 075	1 048 492
8501109900	Others universal (AC/DC) motors ofan output =<37.5w	373 548	3 363 720	2 523 148	30 902 229
8501201100	Universal (AC/DC) motors ofan output >746 w and < 1 kw	3 767	34 706	21 604	160 482
8501201900	Universal (AC/DC) motors of anoutput >37.5 w and <= 746 w	17 527	1 680 658	129 874	5 365 281
8501202000	Universal (AC/DC) motors ofan output>1 kw	1 838	192 022	20 123	3 009 839
8501311000	Dc motors an output =< 750 w	210 856	1 732 113	1 699 395	15 384 089
8501312000	Dc generators an output =< 750 w	6 783	1 287 056	42 629	16 370 582
8501320000	Dc motors/dc generator an output > 750wand <= 75 kw	64 004	1 023 060	169 171	4 109 185
8501330000	Dc motors/dc generator an output >75 kwand <= 375 kw	29 040	489 174	255 961	8 889 207
8501340000	Dc motors/dc generator an output > 375kw	79 608	461 402	924 589	9 528 681
8501401000	Oth AC motors, single-phase of anoutput <=1kw	1 441 510	15 512 849	4 752 883	47 705 621
8501402000	Oth AC motors, single-phase of anoutput >1kw	147 467	2 068 149	383 989	8 283 717
8501510000	Oth AC motors, multi-phase of anoutput <=750 w	388 243	2 191 177	1 092 266	10 054 468
8501521000	Oth AC motors, multi-phase of an output> 750w and <=1kw	135 134	942 940	803 008	5 130 580
8501522000	Oth AC motors, multi-phase of an output> 1 kw and <= 37.5 kw	752 836	7 489 037	2 684 304	23 964 488
8501523000	Oth AC motors, multi-phase of an output> 37.5 kw and <= 750 kw	254 573	2 150 784	920 646	7 396 927
8501530000	Oth AC motors,multi-phase of anoutput >75kw	246 506	1 938 394	1 293 236	13 738 992
8501611000	AC generator of an output <=12.5 kva	411 056	3 234 271	870 537	6 142 802
8501612000	AC generator of an output > 12.5 kva &<=75kva	233 755	2 124 055	491 942	4 344 704
8501621000	AC generator of an output > 75 kva &<= 150 kva	32 924	440 694	107 110	1 915 125
8501629000	AC generator of an output > 150 kva &<= 375 kva	26 208	544 509	103 645	1 622 404
8501630000	AC generator of an output > 375 kva &<=750kva	14 102	328 889	71 319	1 166 951
8501640000	AC generator of an output > 750 kva	76 416	2 642 923	5 354 609	76 064 751
8502110000	Generat sets with compression ignitioninter combus piston output	750 589	7 546 210	3 927 276	35 283 530

I.3. IMPOR MENURUT KOMODITI / IMPORT BY HS COMMODITY
***** NOVEMBER/NOVEMBER 2011 *****

HS	Uraian Komoditi Commodity Description	Berat Bersih / Net Weight (Kg)		Nilai / Value C.I.F (US\$)	
		Bulan ini Current Month	Kumulatif Cum.Jan. to date	Bulan ini Current Month	Kumulatif Cum.Jan. to date
8502121000	Generating sets with spark-ignit interncombust pist output >75kva	255 914	2 049 056	1 412 600	8 677 151
8502129000	Generating sets with spark-ignit interncombust pist output >125kv	378 749	4 237 490	3 380 477	34 619 705
8502131000	Generating sets with spark-ignit interncombust pist output > 1250	308 401	5 606 139	3 388 892	65 205 026
8502139000	Generating sets with spark-ignit interncombust pist output >375kva &	1 218 788	21 274 892	12 327 687	246 736 790
8502201000	Generating sets with spark-ignit interncombust piston output <=75k	850 567	11 955 728	2 031 590	27 197 086
8502202000	Generating sets with spark-ignit interncombust piston output >75k	78 305	1 988 312	110 039	3 335 229
8502203000	Generat sets with spark-ignition intrncombust piston outp>100kva	83 128	1 620 971	1 599 617	33 195 142
8502204100	Generating sets with spark-ignit interncombust piston output >125k	0	2 076	0	83 617
8502204900	Generating sets with spark-ignit interncombust piston output>10000k	321 632	5 453 786	557 646	19 805 152
8502311000	Oth generating sets wind-poweredof an output <=10,000 kva	0	8 518	0	76 382
8502391000	Oth generating sets not wind-poweredof an output <=10 kva	116	53 059	2 449	1 589 888
8502392000	Oth generating sets not wind-poweredof an 10 kva<output<=10,00	911 670	1 710 821	4 309 894	17 810 397
8502393100	Oth generating sets not wind-poweredof an output > 12,5000 kva	0	1 359 553	0	10 654 299
8502393900	Oth generating sets not wind-powered ofan output > 10,000 kva &	1 707 350	6 495 858	6 480 224	29 441 805
8502400000	Electric rotary converters	1 941	102 027	48 474	2 347 468
8503001100	Stators for ceiling fans for generatorsof an output <= 10000 kw	5 688	107 504	35 726	1 715 595
8503001200	Parts of motors for generators ofan output <=1.5 kw & >75kw	9 424	312 947	72 250	6 369 668
8503001300	Parts of motors for generators ofan output >1.5 kw & <=75kw	21 073	172 751	58 042	513 542
8503009000	Parts of motors for generators ofan output >75 kw & <= 10000 kw	1 050 261	11 314 180	8 831 471	119 333 554
8504100000	Ballasts, for discharge lamps/tubes	437 806	3 461 165	2 534 733	20 041 449
8504211000	Step-voltage regulators;instrumenttranformer with a power handl	14 713	100 883	210 661	1 168 329
8504219100	Liquid dielect transformer with handlingcap>5kva & <=10kva, side	15 509	289 666	162 139	2 259 625
8504219900	Liquid dielect transformer with handlingcap>5kva & <=10kva, side	354 288	1 173 746	5 878 182	17 310 290
8504221100	Step-voltage regulator, side voltage>=66kv & handling cap>650kva	1 951	254 738	18 992	1 627 735
8504221900	Step-voltage regulator of a high sidevoltage of <66,000 volts	171	170 496	10 256	1 556 446
8504229100	Liquid dielect transformer, side voltage>=66 kv, handl cap >650 kv	0	8 599	0	65 424
8504229900	Liquid dielect transformer, side voltage< 66 kv, handl cap >650 kva	61 216	1 178 901	240 811	8 627 468
8504231000	Liquid dielectric transformers, powerhandl cap > 10000kva & <= 10	106 090	1 179 210	627 446	9 973 036
8504232900	Liquid dielectric transformers, powerhandl cap > 20000kva	318 348	4 047 850	3 272 899	32 043 322
8504311000	Instrum. potential transformer, powerhandling capacity <= 1 kva	9 185	173 485	226 288	2 067 313
8504312000	Instrum. current tranformer with powerhandling capacity <= 1 kva	79 912	771 227	1 211 405	11 686 115
8504313000	Flyback transformer, power handlingcapacity < 1 kva	17 024	673 994	124 105	5 389 245
8504314000	Intermediate frequency transformer,power handling capacity <= 1	6 493	149 717	205 305	3 176 267
8504315000	Step up/down transformer,slide regulatorhandling capacity <= 1 k	257 132	2 234 009	1 310 758	12 416 165
8504319000	Oth transformer having power handlingcapacity <= 1kva	297 326	3 684 803	3 432 281	47 046 589
8504321100	Matching transformers, power handlingcapacity > 1 kva and <= 5 k	8 815	121 101	116 279	1 443 787
8504321900	Oth instrument transformator, powerhandling capacity > 1 kva and	12 079	96 858	82 403	793 248
8504322000	Instrment used with toys,scale modelsor similar recreational mode	0	448	0	13 716
8504323000	Oth transformer, high frequency, powerhandling capacity > 1 kva &	16 519	31 855	100 789	270 418
8504324100	Matching transformers, power handlingcapacity > 5 kva and <= 10	0	4 734	0	99 101
8504324900	Oth instrument transformator, powercapacity > 5 kva and <= 10 k	0	41 021	0	1 346 136
8504325100	Matching transformers, power handlingcapacity > 10 kva and <= 1	0	402	0	8 282
8504325900	Oth instrument transformator, powercapacity > 10 kva and <= 16 l	12 272	100 628	206 417	1 703 608
8504331100	Matching transform.side voltage >= 66kv& power cap. > 16 kva an	0	11 448	0	137 315
8504331900	Oth instrum transform.side voltage>=66kv& power cap. > 16 kva a	2 201	330 411	48 018	4 318 457
8504339100	Matching transform. side voltage < 66kv& power cap. > 16 kva anc	18	14 304	3 620	233 604
8504339900	Oth instrum transform. side voltage<66kv& power cap. > 16 kva ar	5 850	341 126	103 692	3 289 676
8504341100	Matching transform.side voltage >=66kv & power cap >10000 kva &	0	10 202	0	83 133
8504341200	Oth instrum transform.side voltage>=66kvpower cap >10000 kva &	53 042	184 225	451 050	2 253 619
8504341300	Matching transform.side voltage < 66kv & power cap >10000 kva &	0	3 352	0	56 793
8504341400	Oth instrum transform. side voltage<66kvpower cap >10000 kva &	802	155 267	15 821	2 142 053
8504342100	Matching transform. having a powerhandling capacity >15000 kva	0	3 320	0	46 941
8504342900	Oth instrument transform. with powerhandling capacity >15000 k	290 833	859 291	2 355 007	7 177 220
8504401100	Uninterrupted power supplies (ups)	508 628	4 652 941	3 981 749	41 855 601
8504401900	Other static converter for automaticdata processing machines	167 172	1 728 533	4 426 379	61 695 277
8504402000	Battery chargers having a rating>100 kva	122 190	1 540 110	732 956	8 168 148
8504403000	Other rectifiers	65 797	816 820	2 138 989	29 925 705
8504404000	Inverters	97 464	633 594	1 144 990	9 569 398
8504409000	Other static converter	368 255	3 054 622	4 010 139	37 957 197
8504501000	Inductors for power supply for automaticdata process mach&unit	48 970	622 015	3 353 018	20 583 360
8504502000	Chip type fixed inductors	34 113	405 592	1 448 560	18 755 236
8504509100	Other inductors, with power handlingcapacity > 2500 kva and <= 1	14 277	155 782	3 429 693	10 548 733
8504509200	Other inductors having a power handlingcapacity > 10000 kva	21 270	406 675	189 316	4 138 153
8504901000	Parts of goods of subheading 8504.10	8 486	66 441	86 086	337 386
8504902000	Parts of printed circuit assmb good sub8504.40.11,8504.40.19,85C	13 008	258 613	233 577	2 152 615
8504903100	Radiator panel,flat tube radiator assembfor distrib&power transfo	57 847	1 062 054	131 495	4 877 555
8504903900	Oth part of electrical transformers ofa capacity <= 10,000 kva	55 999	697 823	436 941	7 262 519
8504904100	Radiator panel,flat tube radiator assembfor distrib&power transfo	9 091	241 818	42 519	1 308 318
8504904900	Oth part of electrical transformers ofa capacity > 10,000 kva	51 327	831 131	999 661	3 327 694
8504905000	Other, for inductors of capacity<= 2500 kva	5 818	8 534	211 533	525 375
8504906000	Other, for inductors of capacity> 2500 kva	167	7 089	48 172	817 674

I.3. IMPOR MENURUT KOMODITI / IMPORT BY HS COMMODITY
***** NOVEMBER/NOVEMBER 2011 *****

HS	Uraian Komoditi Commodity Description	Berat Bersih / Net Weight (Kg)		Nilai / Value C.I.F (US\$)	
		Bulan ini Current Month	Kumulatif Cum.Jan. to date	Bulan ini Current Month	Kumulatif Cum.Jan. to date
8504909000	Parts of goods of heading 8504 oth thansubheading 8504.10.	546 122	6 358 814	3 931 496	54 765 768
8505110000	Permanent magnet of metal	526 627	4 335 389	4 998 645	34 396 951
8505190000	Permanent magnet not of metal	1 025 553	7 851 374	6 513 161	61 314 308
8505200000	Electro magnetic couplings, clutchesand brakes	45 498	515 291	795 542	9 931 957
8505901000	Electro magnetic/permanent magnetchucks,clamps&similar holdg	69 659	587 871	1 649 844	12 585 250
8505902000	Parts of goods of subheading 8505.20	33 335	64 376	595 417	1 201 423
8505909000	Oth non-permanent magnet	89 785	1 909 265	865 171	14 558 660
8506101000	Manganese dioxide having external volume<=300 cm of primary c	145 433	1 137 076	1 008 737	7 646 588
8506109000	Manganese dioxide having external volume> 300 cm of primary ce	88 412	767 165	959 291	4 693 348
8506300000	Mercuric oxide of primary cell/batteries	0	2	0	345
8506400000	Silver oxide of primary cell/batteries	1 894	8 436	19 622	93 083
8506500000	Lithium of primary cell/batteries	1 282	57 226	198 734	3 542 242
8506600000	Air-zinc of primary cell/batteries	83	1 566	1 033	42 643
8506801000	Zinc carbon, having an external volume<=300 cm of primary cell/b	3	5 587	1 145	59 761
8506802000	Zinc carbon, having an external volume> 300 cm of primary cell/b	0	106	0	4 847
8506809000	Other primary cell/batteries	120 631	1 964 590	3 126 181	47 067 108
8506900000	Parts of primary cells/batteries	61 234	796 995	886 255	9 415 086
8507101000	Lead-acid, for starting piston engineof a kind used for aircraft	2 205	3 528	5 000	35 719
8507109000	Lead-acid, for starting piston engineof a kind used not for aircraft	1 021 073	7 879 703	4 565 354	30 005 383
8507201000	Oth lead-acid accumulator of a kindused for aircraft	33	330 648	8 847	1 473 527
8507209000	Oth lead-acid accumulator of a kindused not for aircraft	2 049 656	13 714 635	10 375 509	56 950 514
8507300000	Nickel-cadmium of electric accumulatorsincluding separator there	32 444	750 361	324 864	14 048 041
8507400000	Nickel-iron of electric accumulatorsincluding separator therefor	10 316	141 111	420 863	15 489 042
8507801100	Lithium ion accumulators of a kind usedfor laptop (incl. notebook,	5 419	19 493	49 017	792 627
8507801900	Other lithium ion accumulators	49 284	947 919	5 861 311	61 386 226
8507802000	Oth accumulator of a kind used foraircraft	1	439	400	33 889
8507809000	Other accumulator	194 010	2 584 729	818 688	25 936 348
8507901100	Plate of goods of subheading 85.07.908507.10	312	57 911	520	126 555
8507901200	Plate of a kind used for aircraft	0	1 747	0	876
8507901900	Plates for other accumulators	39 097	512 926	96 284	1 376 139
8507909100	Other parts of a kind used for aircraft	31	648	6 080	24 462
8507909200	Battery separators in sheets, rolls/cutto size of materials oth than	191 623	1 683 140	1 143 093	8 850 441
8507909300	Part of goods of subheading 8507.10.90	17 048	281 561	179 513	2 058 462
8507909900	Part of good of heading 8507.10 oth thansubheading 8504.10.90	100 101	654 191	2 008 826	8 817 448
8508110000	Vacuum cleaner with self-contained electa power < 1,500 w & a dt	102 944	804 983	692 907	5 635 385
8508190000	Oth vacuum cleaners with self-containedelectric	17 462	296 261	116 092	2 023 229
8508600000	Other vacuum cleaners	56 680	605 633	479 809	5 527 923
8508700010	Part of vacuum cleaner for domestic use	6 541	54 924	175 885	1 038 565
8508700090	Part of vacuum cleaner other thandomestic use	1 980	40 156	19 007	637 542
8509400000	Food grinder&mixer,fruit/vegetable juiceextract with self-containe	482 070	4 399 032	2 794 900	25 125 762
8509801000	Floor polishers with self-containedelectric motor	10 247	132 910	94 472	711 322
8509809000	Oth electro-mechanic domestic applianceswith self-contained elec	34 690	343 889	174 947	2 255 434
8509901000	Part of goods of subheading 8509.80.10	6	8 024	61	33 374
8509902000	Part of goods of subheading 8509.40.10or 8509.80.90	598 026	4 521 028	934 273	8 413 326
8510100000	Shavers, with self-contained electricmotor	2 464	49 415	128 440	842 195
8510200000	Hair clippers, with self-containedelectric motor	11 943	79 453	31 516	225 409
8510300000	Hair-removing appliances,with self-contained electric motor	0	1 017	0	67 250
8510900000	Parts of shavers, with self-containedelectric motor	1 562	47 067	10 630	504 883
8511101000	Sparking plugs suitable for aircraftengines	19	9 454	4 031	108 880
8511109000	Other sparking plugs	232 467	1 279 800	677 672	6 908 580
8511200000	Ignition magnetos, magneto-dynamos,magnetic flywheels	93 942	775 425	1 117 594	8 884 316
8511302000	Unassembled distributors/ignition coilexcluding those for aircraft e	20 092	141 756	155 732	1 707 030
8511309000	Other distributors; ignition coils	201 930	2 098 047	3 557 372	37 634 517
8511401000	Starter motors & dual purpose starter-generators for aircraft engir	45	1 072	1 998	522 445
8511402000	Other unassembled starter motors	10 315	198 459	81 233	1 507 954
8511403000	Starter motors for vehicles of heading87.01 to 87.05	309 850	2 992 572	3 633 039	35 615 659
8511409000	Other starter motor	160 161	1 517 684	1 895 930	24 384 895
8511501000	Other generator suitable for aircraftengines	6	1 664	1 343	333 424
8511502000	Other unassembled alternators	226	40 726	9 575	228 090
8511503000	Oth alternators for vehicles of heading87.01 to 87.05	406 968	3 916 849	5 037 751	47 026 811
8511509000	Other generators	305 638	2 276 354	3 250 071	21 907 014
8511800000	Other equipment of electrical ignitionor internal combustion engir	51 156	539 380	1 010 020	5 031 681
8511900010	Parts of goods for aircraft engines	0	738	0	12 271
8511900091	Contact points	7 469	101 383	169 739	2 563 394
8511900099	Other parts of electrical ignition/internal combustion engines	668 012	6 578 863	8 542 609	84 520 244
8512100000	Lighting/visual signalling equipmentof a kind used on bicycles	22 913	224 390	121 974	1 581 705
8512201000	Lighting/visual signalling equipmentfor motor cars, assembled	614 765	4 865 175	8 960 479	74 698 988
8512202000	Unassembled lighting/visual signalingequipment	76 225	454 536	753 558	6 502 812
8512209000	Other lighting/visual signallingequipment	71 239	803 811	1 742 029	15 869 506
8512301000	Horns and serenes, assembled	56 988	502 807	202 388	2 384 112
8512302000	Unassembled sound signalling equipment	50 994	405 530	1 778 271	12 143 277

I.3. IMPOR MENURUT KOMODITI / IMPORT BY HS COMMODITY
***** NOVEMBER/NOVEMBER 2011 *****

HS	Uraian Komoditi Commodity Description	Berat Bersih / Net Weight (Kg)		Nilai / Value C.I.F (US\$)	
		Bulan ini Current Month	Kumulatif Cum.Jan. to date	Bulan ini Current Month	Kumulatif Cum.Jan. to date
8512309000	Other sound signalling equipment :	82 590	712 311	747 697	7 183 674
8512400000	Windscreen wiper, defroster & demisters	101 709	1 467 270	1 176 842	15 558 293
8512901000	Parts of goods of subheading 8512.10	1 959	16 460	15 005	108 481
8512902000	Parts of goods of subheading 8512.208512.30./8512.40	154 563	1 301 285	3 332 699	25 830 285
8513101000	Miners helmet lamps	405	46 590	637	1 785 144
8513102000	Quarrymen lamps	0	44 641	0	95 069
8513109000	Other portable electric lamps	525 649	6 183 904	1 626 630	23 739 676
8513903000	Parts of reflectors for flashlights;plastic switch	58 800	408 934	127 059	769 923
8513909000	Oth part of portable elect lamp designedto fuct by their own sourc	193 589	1 422 658	333 664	3 522 470
8514100000	Resistance heated furnaces and ovens	84 944	656 376	1 643 600	9 568 973
8514202000	Oth furnace/oven function by inductionmanufact. of PCB/printed	29 445	57 712	709 578	1 146 924
8514209000	Oth furnaces/oven function by inductionor dielectric loss	168 173	1 269 189	648 095	8 408 793
8514302000	Oth elect furnace/oven for the manufactof PCB/printed wiring boe	4 800	82 585	10 630	928 033
8514309000	Other furnaces and ovens	50 096	1 343 750	404 883	12 683 133
8514400000	Oth equipment for the heat treatment ofmaterials by induction/di	4 255	511 724	84 457	5 027 071
8514902000	Part of industrial/laboratory electricfunaces/oven for manufact.of	2 938	215 591	144 461	1 635 760
8514909000	Other parts of furnaces and ovens	124 837	927 302	1 021 371	8 881 543
8515110000	Soldering irons and guns	35 318	384 760	100 630	1 668 660
8515191000	Mach and app for soldering componenton PCB/printed wiring boa	2 238	81 680	151 540	3 716 253
8515199000	Other brazing/soldering machines andapparatus	24 176	497 207	87 092	5 475 324
8515210000	Mach and app for resistance welding ofmetal fully/partly automat	28 861	685 470	1 456 618	11 186 823
8515290000	Mach and app for resistance welding ofmetal non-automatic	160 054	2 258 705	926 917	12 431 816
8515310000	Mach and app for arc welding of metalfully/partly automatic	46 272	709 097	1 545 212	10 300 296
8515391000	AC arc welders, transformer type non-automatic	34 954	828 414	621 622	4 285 149
8515399000	Mach and app for arc welding of metalnon-automatic	202 882	2 167 581	1 594 101	16 734 624
8515801000	Electric mach & app for hot spraying ofmetals/sintered metal	33 299	192 558	1 576 833	3 238 994
8515809000	Electric mach & app not for hot sprayingof metals/sintered metal	93 456	976 386	597 686	10 481 283
8515901000	Parts of AC arc welder, transformer type	6 265	79 467	145 709	1 353 505
8515902000	Parts of mach & app for solderingcomponent on PCB/printed wirir	2 208	36 294	95 488	1 808 520
8515909000	Other parts in heading 8515	88 172	1 491 323	1 137 865	16 770 572
8516101000	Electric instantaneous/storage waterheaters	285 324	2 503 694	2 276 021	17 384 824
8516103000	Electric immersion water heaters	13 581	109 061	64 688	357 358
8516210000	Storage heating radiators	0	1 968	0	31 350
8516290000	Oth electric space heating app/electricoil heating apparatus	21 377	128 561	116 632	1 202 286
8516310000	Hair dryers	4 706	146 561	77 653	1 518 808
8516320000	Other hair-dressing apparatus	53 566	372 542	307 873	1 995 104
8516330000	Hand-drying apparatus	18 607	94 688	338 480	1 038 691
8516401000	Electric smoothing irons of kind designto use steam from the indu:	691	69 757	9 631	429 373
8516409000	Other electric smoothing irons	20 638	494 703	207 546	3 344 329
8516500000	Microwave ovens	75 260	818 188	361 772	3 745 607
8516601000	Rice cookers	1 444 373	19 103 933	5 178 972	68 876 484
8516609000	Cooking plates,boiling rings,grillers &roasters	157 473	1 608 642	595 535	6 858 964
8516710000	Coffee/tea makers	16 300	218 733	183 009	2 114 861
8516720000	Toasters	17 730	253 672	117 095	1 466 630
8516791000	Kettles	5 929	233 129	48 608	1 455 973
8516799000	Other electro-thermic appliances	344 035	2 658 596	1 536 040	12 647 315
8516801000	Elect heating resistor for type-founding/type-setting mach; for ind	1 237	48 498	29 664	681 742
8516802000	Sealed hotplates for domestic appliances	170	9 485	403	57 438
8516803000	Other electric heating resistors fordomeestic appliances	18 016	1 048 588	383 888	4 653 352
8516809000	Other electric heating resistors not fordomeestic appliances	62 328	717 161	990 072	9 748 531
8516902000	Parts of goods of sub 8516.33,816.50,8516.60, 8516.71/8516.79.1	321 641	4 952 028	1 247 121	13 855 196
8516903000	Parts of goods of sub 8516.10	154 440	892 559	357 461	2 377 590
8516909000	Other parts of goods of sub 8516	521 432	5 204 609	3 438 313	34 592 979
8517110000	Line telephone sets with cordlesshandsets	4 331	74 111	171 278	2 461 344
8517120000	Telephones for cellular networks/forother wireless networks	1 545 478	15 627 573	241 791 004	2 174 373 001
8517180000	Other telephone sets	52 019	387 039	743 413	7 351 634
8517610010	Set top boxes which have a communicationfunctions of base static	17 819	296 716	756 650	12 087 322
8517610020	Base station for radio-broadcasting	0	80	0	3 855
8517610090	Other base stations	640 408	2 818 041	22 099 868	166 398 447
8517621000	Radio transmitters/receivers for simult.interpretaion at multiligual	108	5 208	6 491	93 357
8517622100	Control & adaptor units, incl. gateways,bridges and routers	14 938	469 818	1 121 058	28 438 518
8517622900	Oth unit of automatic data process machother than those of headi	1 644	41 110	1 993 293	20 427 806
8517623000	Telephonic/telegraphic switching app	22 298	277 429	678 186	9 669 256
8517624100	Modems including cable modems and modemcards	34 117	474 269	7 357 558	44 242 531
8517624200	Concentrators/multiplexers	48 799	327 497	7 484 340	56 739 864
8517624910	Set top boxes which have a communi-funcof app for carrier-currer	6	231	2 062	5 815
8517624990	Oth app for carrier-current line systemor for digital line systems	73 873	132 495	4 595 795	20 717 039
8517625100	Wireless lans	11 252	158 594	274 876	3 317 085
8517625300	Other transmission apparatus for radio-telephony/radio-telegraph	273 887	2 091 482	81 781 193	466 680 741
8517625900	Transmission/reception app.for simultaneinterpretaion at multilig	71	654	13 012	412 740
8517626100	Transmission apparatus for radio-telephony/radio-telegraphy	99	1 166	10 646	152 639

I.3. IMPOR MENURUT KOMODITI / IMPORT BY HS COMMODITY
***** NOVEMBER/NOVEMBER 2011 *****

HS	Uraian Komoditi Commodity Description	Berat Bersih / Net Weight (Kg)		Nilai / Value C.I.F (US\$)	
		Bulan ini Current Month	Kumulatif Cum.Jan. to date	Bulan ini Current Month	Kumulatif Cum.Jan. to date
8517626990	Oth machines for reception, conversion & transmission of voice or	1	8	153	2 494
8517629000	Oth mach for the reception, conversion & transmis/regenerate of v	1 416	27 764	161 065	7 205 447
8517691000	Portable receiver for call, alert/page &paging alert devices, includi	17	272	1 528	35 424
8517692000	Oth app. for transmission/recept voicesfor radio-telephony/radio-	14	5 064	1 758	5 031 202
8517699000	Oth app. for transmission/recept voices	2 276	67 065	273 004	9 770 610
8517701000	Parts of control and adaptor units incl.gateways, bridges, routers	10 036	182 895	7 106 373	61 609 403
8517702100	Parts of cellular telephones	759	14 318	21 369	972 066
8517702900	Oth parts of transmission app, oth thanradio-broadcasting/televisi	28 490	472 516	563 474	34 705 290
8517703100	Other printed circuit boards, assembledfor line telephony/line tele	4 735	35 318	422 134	4 576 753
8517703200	Other printed circuit boards, assembledfor radio-telephony/radio-	195	19 869	16 543	657 323
8517703900	Other printed circuit boards, assembledfor other	168 416	1 635 489	9 275 922	69 668 126
8517704000	Antennae of a kind used with apparatusfor radio-telephony/radio-	231 006	2 216 622	6 845 547	53 238 533
8517709100	Oth parts for line telephonyor line telegraphy	13 480	218 275	845 445	13 321 370
8517709200	Other parts for radio-telephonyor radio-telegraphy	765 071	4 540 301	38 503 133	243 679 766
8517709900	Other parts in subheading 85.17.70	444 577	4 235 532	101 496 612	613 220 668
8518101100	Microphones having a frequency rangeof 300 hz to 3.4 khz	385	59 762	4 859	313 930
8518101900	Oth microphones,whether/not withtheir stands	59 534	501 080	672 318	4 330 825
8518109000	Other microphones	68 004	472 595	337 762	4 101 489
8518210000	Single loudspeakers, mounted in theirenclosures	168 359	2 188 588	994 639	11 979 915
8518220000	Multiple loudspeaker, mounted inthe same enclosures	142 157	1 574 267	730 177	7 720 695
8518291000	Box assembly speakers	681	81 174	3 266	468 388
8518292000	Loudspeakers,without housing, havinga freq 300 hz to 3.4 khz	31 116	246 462	81 216	620 468
8518299000	Other loudspeakers	657 141	8 115 133	3 813 672	44 171 317
8518301000	Headphones	67 956	486 201	323 896	2 441 698
8518302000	Earphones	658 999	4 977 567	2 430 126	20 668 513
8518303100	Handsets for telephonic apparatus	77	17 330	1 112	110 253
8518303900	Other headphones and earphones,combined microphone/speaker	83 686	508 846	297 781	2 017 316
8518304000	Line telephone handsets	0	1 893	0	7 386
8518309000	Sets consisting of a microphone and oneor more loudspeakers	35 313	394 280	279 565	4 744 027
8518401000	Audio-frequency electric amplifiers,having 6/more inputs signal lin	9 593	61 112	87 405	498 022
8518402000	Audio-frequency electric amplifier usedas repeaters in line telephc	33	1 397	357	11 116
8518403000	Audio-frequency electric amplifier usedas repeater in telephony n	0	1 727	0	200 242
8518409000	Other amplifier listrik audio-frekuensi	129 606	1 382 618	629 570	15 371 457
8518500000	Other electric sound amplifier sets	28 830	289 387	139 598	1 922 591
8518901000	Parts of subhead 8518.10.11,8518.29.208518.30.40, 8518.40.20,ir	295 063	2 111 189	369 246	4 527 205
8518902000	Parts of goods of subheadings 8518.40.10	867	14 226	88 880	1 365 191
8518909000	Parts of goods of subheadings 8518.50.108518.50.20	1 287 864	11 364 421	4 841 695	58 968 208
8519200000	App operated by coins, banknotes, bankcard, token/by other meai	1	186	163	4 580
8519300000	Turntables (record-decks)	0	217	0	248
8519500000	Telephone answering machines	0	6 329	0	37 937
8519811000	Pocket size cassette recorders, thedimensions of which < 170 x 10	0	3	0	37
8519812000	Cassette recorders,with amplifiers/loud-speakers, operate with ex	4	28	110	8 559
8519813000	Compact disc players	1 454	35 031	22 398	363 889
8519816000	Magnetic tape recorder incorp soundreproducing app, digital audi	424	5 286	3 115	29 888
8519817000	Other sound reproducing app, cassettetype	0	65	0	491
8519819000	Other apparatus using magnetic, opticalor semi-conductor	8 226	62 108	127 313	1 209 301
8519891100	Cinematographic sound reproducers forfilm of a width of less thar	0	18	0	248
8519892000	Record-players with/without loudspeakers	0	1	0	195
8519899000	Other apparatus not using magnetic,optical/semiconductor	24 577	208 276	319 988	3 310 388
8521100000	Magnetic tape-type of video recording/reproducing apparatus witi	0	93 296	0	2 682 184
8521901100	Laser disc player for used in cinemato-graphy, television/broadcas	117	3 482	27 399	680 941
8521901900	Other laser disc players	72 503	368 590	419 806	2 216 029
8521909100	Oth video recording for used in cinematography, television/broadc	11 896	66 665	315 585	2 001 159
8521909900	Oth video recording/reproducing app,whether/not incorp. a video	113 237	1 438 048	2 599 261	25 527 695
8522100010	Pick-up cartridges for special used incinmagraphy, television/bro	22 668	122 669	25 298	145 221
8522100090	Other pick-up cartridges	19 060	392 441	101 539	4 473 952
8522901000	PCB assemblies for TV, broadcastingcinematograph sound recorde	93 714	782 962	1 044 314	5 062 702
8522902000	Printed circuit boards assemblies fortelephone answering machine	235	98 704	9 175	19 199 954
8522904000	Audio/video tapedecks and compact discmechanisms	78 987	579 984	778 497	8 724 485
8522905000	Audio/video reproduction heads, magnetictype, magnetic erasing	523	27 416	11 340	400 797
8522909100	Oth parts, accessories of cinematographysound recorders/reprod	776	16 913	293 303	5 920 522
8522909200	Other parts of telephone answeringmachines	269	270	13 449	13 694
8522909300	Other parts and accessories for goods ofsubheading 8519.81/heac	85 557	2 561 262	6 207 311	43 576 426
8522909900	Other parts and accessories for goods ofsubheading 85.19 other th	278 636	3 974 794	6 245 357	67 545 954
8523211000	Cards incorporating a magnetic stripeunrecorded	14 918	97 129	370 098	6 795 251
8523212000	Cards incorporating a magnetic striperecorded	50	3 986	23 725	435 362
8523291100	Magnetic tapes, of a width < 4mm forcomputer tapes, unrecorded	59	637	178	54 074
8523291910	Other magnetic tapes, of a width < 4mmunrecorded	22 454	386 902	85 144	1 378 414
8523291990	Other magnetic tapes, of a width < 4mmrecorded	28	1 233	273	16 941
8523292100	Magnetic tapes, of a width >= 4mm, and< 6.5 mm for computer ta	39 255	341 337	115 264	1 071 218
8523292200	Magnetic tapes, of a width >= 4mm, and< 6.5 mm for computer ta	8 814	78 393	16 800	184 871

I.3. IMPOR MENURUT KOMODITI / IMPORT BY HS COMMODITY
***** NOVEMBER/NOVEMBER 2011 *****

HS	Uraian Komoditi Commodity Description	Berat Bersih / Net Weight (Kg)		Nilai / Value C.I.F (US\$)	
		Bulan ini Current Month	Kumulatif Cum.Jan. to date	Bulan ini Current Month	Kumulatif Cum.Jan. to date
8523292910	Other magnetic tapes, of a width >= 4mm, and < 6.5 mm, unrecorded	133	2 507	17 682	442 640
8523292990	Other magnetic tapes, of a width >= 4mm, and < 6.5 mm, recorded	4	162	541	38 601
8523293100	Magnetic tapes, of a width >=6.5 mm for computer tape, in pancak	99	869	6 321	66 484
8523293200	Magnetic tapes, of a width >=6.5 mm for other computer tapes, ur	0	27	0	3 026
8523293300	Magnetic tapes, of a width >=6.5 mm for oth, in pancake/in jumbo	0	2 533	0	16 386
8523293910	Oth magnetic tapes, of a width >=6.5 mm, unrecorded	317	244 056	5 046	1 447 072
8523293990	Oth magnetic tapes, of a width >=6.5 mm, recorded	30	350	724	401 149
8523294100	Magnetic discs for reproducing phenomena other than sound/imaç	0	4 377	0	12 732
8523294200	Magnetic discs for reproducing represent of instruction, data, soun	12 559	271 775	1 214 954	21 734 341
8523294300	Other magnetic discs, unrecorded	0	6	0	123
8523294400	Other magnetic discs, recorded	1	3 324	1	658 998
8523299100	Magnetic media for computer use, unrecorded	3 630	38 740	10 603	346 032
8523299300	Magnetic media for reproducing represent of instruction, data, sou	25 340	311 140	628 297	7 286 747
8523299900	Other magnetic discs	3 134	100 183	68 496	1 971 686
8523401100	Discs for laser reading systems for computer use, unrecorded	83 125	802 614	371 430	3 856 614
8523401200	Discs for laser reading systems for reproducing phenomena not sou	5	53	253	3 887
8523401300	Discs for laser reading systems for reproducing sound only	0	13	0	67 464
8523401400	Discs for laser reading system for reprepresent of instruct, data, s	140 384	151 216	9 169 293	13 955 743
8523401900	Other discs for laser reading systems	26	750	417	73 199
8523409100	Optical media for computer use, unrecorded	0	100	0	337
8523409200	Optical media for reproducing phenomena not sound/image	0	5	0	918
8523409300	Optical media for laser reading systems of a kind for reproducing s	0	10	0	1 244
8523409400	Optical media for reproducing, represent of instruction, data, soun	9	264	39 332	389 990
8523409910	Other optical media, unrecorded	0	66	0	3 633
8523409990	Other optical media, recorded	1 861	15 301	105 849	721 516
8523511000	Solid-state non-volatile storage devices suitable for computer use,	3 147	42 175	44 280	345 088
8523512000	Solid-state non-volatile storage devices for reproduce phenomena	0	28	0	20 594
8523513000	Solid-state non-volatile storage devices represent. of instruct, data,	581	885	9 239 171	9 347 767
8523519010	Solid-state non-volatile storage devices unrecorde	1 587	33 416	113 029	1 458 757
8523519090	Solid-state non-volatile storage devices recorded	97 070	467 373	9 314 128	39 851 862
8523520000	Smart cards	116 116	1 520 739	5 068 819	67 434 805
8523591000	Proximity cards and tags	1 160	18 295	14 119	408 544
8523592000	Other semiconductor media, suitable for computer use, unrecorde	1 104	26 971	5 270	217 450
8523593000	Other semiconductor media, suitable for reproducing, phenomena noi	0	19	0	25 176
8523594000	Oth semiconductor media, suitable for repro, represent of instruct, dat	105	10 275	7 143	485 977
8523599010	Other semiconductor media, unrecorded	70	9 571	193	57 719
8523599090	Other semiconductor media, recorded	160	1 126	50 909	267 721
8523801000	Oth disc, tapes, solid-state non-volatile storage for computer use, u	2 395	23 990	1 369 700	14 943 040
8523802000	Oth disc, tapes, solid-state non-volatile storage for repro, pheno no	0	92	0	249 170
8523803000	Oth disc, tape, solid-state non-vltl for repro, represent of instruct, da	91 834	290 440	309 947	1 636 630
8523804000	Gramophone records	43	306	447	1 875
8523809010	Oth discs, tapes, solid-state non-volatile storage unrecorded	7	73	1 708	19 456
8523809090	Oth discs, tapes, solid-state non-volatile storage recorded	15	14 147	8 650	1 866 966
8525500010	Transmission apparatus for radio-broadcasting	1	1 017	901	68 191
8525500020	Transmission apparatus for television	227	25 502	30 320	714 787
8525500090	Other transmission apparatus for other	3 323	25 630	306 341	3 099 124
8525600000	Transmission apparatus incorporating reception apparatus	387	11 223	26 547	1 230 784
8525801000	Web cameras	29 149	160 644	311 899	1 626 394
8525802011	Digital still image video cameras	970	9 591	33 903	1 220 328
8525802019	Other digital camera	81 891	1 053 518	4 225 849	33 858 219
8525802020	Video camera recorders	37 203	255 751	2 177 449	12 700 502
8525809000	Television camera	28 335	328 774	465 291	6 405 529
8526101000	Radar app, ground base,/of a kind for incorp in civil aircraft/seagoir	385	43 008	7 869	2 738 893
8526109000	Other radar apparatus	1 267	90 943	320 892	50 903 029
8526911000	Radio navigational aid app, for incorp in civil aircraft/seagoing vess	2 981	30 987	213 331	17 173 234
8526919000	Other radio navigational aid apparatus	171	113 404	54 019	5 695 473
8526920000	Radio remote control apparatus	73 159	770 875	1 310 971	17 858 327
8527120000	Pocket-size radio cassette-players	0	5 346	0	10 630
8527131000	Oth app combined with sound, recording or reproducing apparatus	9 090	99 628	294 120	1 150 864
8527139000	Oth app combined with sound, recording or reproducing apparatus	944	25 383	253 733	1 245 958
8527191100	Reception app capable of plan, manage, monitor electromagnet sp	348	35 632	5 508	61 574 028
8527191900	Reception app capable of plan, manage, monitor electromagnet sp	1	21 280	83	270 311
8527199100	Oth radio-broadcast receiver can operate without extern source of	707	24 969	2 405	73 089
8527199900	Oth radio-broadcast receiver can operate without ext source of po	0	657	0	6 860
8527210000	Radio-broadcast receiver, use ext source power combined with sou	68 590	840 451	2 779 213	29 032 504
8527290000	Radio-broadcast receivers, not capable of operate without extern s	12 067	143 728	350 542	8 742 437
8527911000	Oth recept app for radio-broadcast, combi-ned with sound record :	399	424	5 111	5 394
8527919000	Oth recept app for radio-broadcast, combi-ned with sound record :	63 688	271 488	653 944	3 600 924
8527921000	Oth recept app for radio-broadcast, not combined with sound reco	362	33 057	6 004	250 504
8527929000	Oth recept app for radio-broadcast, not combi with sound record a	36 315	346 119	172 068	1 843 572
8527991000	Other reception app for radio-broadcast, portable	7	36 378	3 448	344 257

I.3. IMPOR MENURUT KOMODITI / IMPORT BY HS COMMODITY
***** NOVEMBER/NOVEMBER 2011 *****

HS	Uraian Komoditi Commodity Description	Berat Bersih / Net Weight (Kg)		Nilai / Value C.I.F (US\$)	
		Bulan ini Current Month	Kumulatif Cum.Jan. to date	Bulan ini Current Month	Kumulatif Cum.Jan. to date
8527999000	Other reception app for radio-broadcast,not portable	13 211	63 878	49 854	1 244 448
8528411000	Colors cathode-ray tube monitor forused in auto data proc. system	11 376	246 201	40 216	950 975
8528412000	B/w of cathode-ray tube monitor forused in auto data proc. syst	0	1 282	0	16 446
8528491000	Oth color cathode-ray tube monitor usedin auto data process syst	0	31 480	0	2 018 782
8528492000	Oth b/w/monch color cathode-ray tubemonitor in auto data proc :	1 290	3 223	366 189	572 126
8528511000	Projection type flat panel display unitfor auto data process system	77 774	1 202 045	2 339 671	35 943 764
8528512000	Oth color monitor use in an auto dataprocess system head. 84.71	1 030 248	12 671 832	28 879 239	366 795 463
8528513000	Other b/w/monochrome monitor used inautomatic data process s	0	2 602	0	86 238
8528591000	Oth colors monitors use in an auto data	56 592	536 761	251 515	4 525 731
8528592000	Other b/w/monochrome monitors	128	4 509	11 507	337 801
8528611000	Flat panel display types used in auto-data processing system head.	6 259	77 289	397 499	5 204 340
8528619000	Oth projector for used in an automaticdata process system head. {	31 219	63 145	135 693	702 616
8528690000	Other projectors	1 194	71 368	276 766	1 099 822
8528711000	Recept app for TV, not design to incorpvideo display,with commur	77	5 559	126 887	189 387
8528719000	Other recept. app for TV, not design toincorporation a video displ	14 917	163 674	232 479	3 130 400
8528721000	Other color receivers, battery operated	257	20 871	4 384	430 726
8528729000	Other color receivers, not batteryoperated	835 247	5 433 845	19 882 863	130 868 150
8528731000	Other b/w receivers, mains operated/battery operated	0	6	0	3 415
8528739000	Other b/w receiver, not battery operated	185	11 638	60 000	253 957
8529102000	Parabolic aerial reflector dishes fordirect broadcast,multi-media sy	454 035	7 081 530	1 788 388	25 070 304
8529103000	Telescopic, rabbit & dipole antennae fortelevision/radio receivers	42 718	790 052	398 731	5 133 936
8529104000	Aerial filters and separators	43 626	575 945	408 903	8 172 020
8529106000	Feed horn (wave guide)	192 863	996 427	728 718	4 799 572
8529109200	Other aerial/reflector with transmittionapparatus for radio-broadc:	600 161	1 708 585	617 361	6 480 229
8529109900	Aerials&reflect.s of all kinds not forradio-telephony/radio-telegraf	225 034	1 584 790	3 703 517	36 785 934
8529902000	Parts of decoders suitable for use withthe app of headings 85.25 to	63 819	460 273	853 480	6 656 555
8529904000	Parts of digital cameras/video camerarecorders with app of hd 85.	37 096	502 931	816 779	40 497 345
8529905100	Other PCB, assembled for goods ofsubheading 8525.50/8525.60	1 459	10 472	56 111	618 216
8529905200	Other PCB, assembled for goods of subhd8527.(13;19;21,29, 91 at	105 544	953 375	894 199	9 991 670
8529905300	Other PCB, assembled for flat paneldisplay of heading 85.28	162 779	1 446 997	4 437 269	39 887 043
8529905400	Other PCB, assembled for TV receiversof heading 85.28	272 791	1 762 036	5 868 087	36 317 967
8529905500	Other PCB, assembled for goods ofheading 85.28	2 762	52 721	56 046	589 987
8529905900	Other PCB	539 776	7 085 435	56 845 528	734 845 411
8529909100	Parts of TV receivers suitable forwith the apparatus of hd 85.25 to	1 840 068	17 455 215	40 489 819	372 117 553
8529909400	Parts of flat panel display for usewith the apparatus of hd 85.25 to	199 604	1 757 803	6 761 888	38 794 278
8529909900	Other parts suitable for usewith the apparatus of hd 85.25 to 85.2	374 600	3 981 910	3 028 897	66 286 165
8530100000	Elect. signall, safety/traffic controlequip for railways/tramways	52	35 028	6 409	3 656 213
8530800000	Elect. signall, safety/traffic controlequip for road,inland waterway,	21 817	101 541	674 272	1 881 268
8530900000	Part of electrical signall, safety/traffic control equipment	5 972	39 727	609 716	2 924 699
8531101000	Burglar alarms	11 796	124 760	143 690	1 295 945
8531102000	Fire alarms	4 660	240 200	242 976	3 516 235
8531103000	Smoke alarms	2 726	106 457	43 446	1 774 813
8531109000	Other alarms and similar apparatus	61 610	915 872	1 660 134	12 767 740
8531200000	Indicator panel incorp liquid crystaldevices (lcd)/light emitting dioc	150 788	2 518 033	6 640 138	113 341 585
8531801100	Door bells, buzzers and dings	7 013	73 509	38 973	543 269
8531801900	Other electric bells	4 098	46 884	121 819	1 184 816
8531802000	Flat panel displays(including electroluminescence, plasma and oth	1 420	89 948	55 473	1 264 637
8531809010	Telegraphic apparatus for ships engineerrooms	215	11 157	4 566	89 435
8531809090	Other electric sound/visual signallingapparatus	21 883	343 267	120 941	2 878 183
8531901000	Parts incl, printed circuit assembliesof subheading 8531.20/8531.8	110 818	183 628	1 282 019	3 513 138
8531902000	Parts of door bells/other door soundsignaling apparatus	18	40	2 246	4 451
8531909000	Other parts of electric sound/visualsignaling apparatus	16 342	230 427	596 374	6 899 942
8532100000	Fixed capacitor design for use in 50/60hz circuit, reactive power >(147 992	1 737 146	3 359 683	44 026 397
8532210000	Tantalum fixed capacitors	2 328	200 555	268 269	23 388 971
8532220000	Aluminium electrolytic fixed capacitors	138 369	2 227 012	4 273 165	70 382 626
8532230000	Ceramic dielectric,single layer of fixedcapasitor	35 951	442 426	2 870 546	22 841 335
8532240000	Ceramic dielectric, multilayer	53 135	579 351	3 452 363	35 420 830
8532250000	Dielectric of paper/plastics of fixedcapasitor	29 821	385 402	920 768	10 376 589
8532290000	Other fixed capasitors	248 903	3 021 907	4 481 438	64 238 908
8532300000	Variable/adjustable(pre-set)capacitors	34 576	478 948	913 357	11 785 287
8532900000	Parts of other fixed capasitors	214 149	2 810 157	8 498 286	117 824 719
8533101000	Fixed carbon resistors, composition/filmtypes surface maunted	26 092	378 222	1 417 951	17 702 650
8533109000	Fixed carbon resistors, composition/filmtypes not surface maunte	60 507	759 651	2 306 356	31 672 390
8533210000	Oth fixed resistors for a power handlingcapacity <= 20w	25 211	736 508	1 028 795	26 207 847
8533290000	Oth fixed resistors for a power handlingcapacity > 20w	38 050	704 383	2 282 037	24 700 131
8533310000	Wirewound variable resistors, rheostats,for a power handling capa	107	39 042	3 183	209 113
8533390000	Wirewound variable resistors, rheostats, for a power handling capa	55 388	399 553	290 869	3 450 887
8533400000	Other variable resistors, includingrheostats and potentiometers	51 979	409 898	1 888 168	33 112 881
8533900000	Parts of lectrical resistors	31 128	1 525 372	538 667	54 978 792
8534001000	Printed circuits, single-sided	74 117	1 124 486	2 144 985	31 343 281
8534002000	Printed circuits, double-sided	33 118	407 332	2 715 494	28 066 206

I.3. IMPOR MENURUT KOMODITI / IMPORT BY HS COMMODITY
***** NOVEMBER/NOVEMBER 2011 *****

HS	Uraian Komoditi Commodity Description	Berat Bersih / Net Weight (Kg)		Nilai / Value C.I.F (US\$)	
		Bulan ini Current Month	Kumulatif Cum.Jan. to date	Bulan ini Current Month	Kumulatif Cum.Jan. to date
8534003000	Printed circuits, multi-layer	76 933	1 058 242	3 694 461	49 682 111
8534009000	Oth printed circuits	514 395	5 684 784	21 591 940	326 754 418
8535100000	Fuses for voltage >1000volts	45 571	672 808	466 340	7 867 663
8535211000	Automatic circuit breakers for a volt< 72.5 kv, moulded case type	19 658	146 031	272 423	1 389 929
8535219000	Automatic circuit breakers for a volt< 72.5 kv, other than moulded	131 859	1 588 607	3 437 776	41 074 922
8535290000	Automatic circuit breakers for a volt>= 72.5 kv, moulded case type	93 397	1 562 633	1 464 036	16 202 041
8535301000	Isolating switches, make-&-break switchsuitable for a volt > 1 kv &	18 882	289 849	769 642	13 672 889
8535302000	Isolating switches, make-&-break switchfor voltage >= 66 kv	338	250 995	6 744	4 091 632
8535309000	Isolating switches, make-&-break switchfor voltage >= 40 kv and <	234 589	1 665 805	3 184 772	27 158 576
8535400000	Lightning arresters, voltage limitersand surge suppressors	208 887	1 581 815	2 081 564	13 478 217
8535901000	Bushing and tap changer assemblies forelectricity distrib/power tr.	46 010	873 397	820 664	18 414 216
8535909000	Oth elect app. for switch/protec. electcircuits,for make connect el	285 439	2 842 535	3 843 625	35 972 473
8536101000	Thermal fuses; glass type fuses forvoltage <= 1000volts	26 458	320 372	909 087	12 339 897
8536109000	Other fuses for voltage <= 1000 volts	767 999	6 062 530	2 853 138	26 840 486
8536201000	Automatic circuit breakers mouldedcase type for voltage <=1000v	11 725	124 418	108 991	1 306 971
8536202000	Auto-circuit breaker for incorp intoelec-thermic for voltage <=1000v	0	8	0	1 238
8536209000	Other automatic circuit breakersfor voltage <=1000volts	22 392	776 597	396 837	11 420 264
8536300000	Oth apparatus for protecting electricalcircuits	100 954	995 607	2 585 824	26 842 428
8536410000	Relay for a voltage <= 60 voltscircuits	134 707	1 144 489	3 413 491	33 743 148
8536490000	Relay for a voltage > 60 volts and<= 1000 volts	139 098	1 469 338	4 076 711	44 168 324
8536502000	Over current, residual current automaticswitches for voltage <= 10	25 839	252 503	375 625	3 196 251
8536503100	High inrush switch, commutator for stoveranges, microphone swit	6 901	81 475	104 188	754 325
8536503900	High inrush switch, commutator for stoverange,microphone switc	159 575	1 201 760	2 689 966	16 537 936
8536504000	Miniature switches for rice cooker/oventoasters	0	10	0	419
8536505000	Electronic ACswitch consist of opticalcouple input,output circuits,e	47 723	636 590	1 008 051	12 514 952
8536506100	Make, break switches for domestic usewith rated current carry cap	76	346 062	4 691	512 418
8536506900	Make, break switch not for domestic usewith rated current carry c	7 721	37 335	241 344	1 817 654
8536509100	Starters for elect motor,fuses,switch,fuse, suitable for use in elect	28 227	320 356	976 703	9 282 161
8536509910	Smoke switches	1 727	19 713	91 839	692 118
8536509990	Oth electronic ACswitches for voltage< 1000 v & acurrent <= 11 ar	277 923	3 802 590	5 858 924	80 151 587
8536611000	Lamp-holders of a kind for compact lampor halogen lamps	566	66 439	10 347	478 172
8536619000	Lamp-holders oth than compact lamps/halogen lamps	213 655	1 839 401	479 954	4 812 556
8536691100	Telephone plugs for domestic use, ratecurrent carrying capacity <	20 086	286 805	277 825	2 167 481
8536691900	Telephone plugs not for domestic use,rate current carrying capaciti	29 798	277 341	743 013	7 262 696
8536692100	Av sockets,cathode ray tube sockets fortv,radio receiv, cap<16amp	0	232	0	15 627
8536692900	Av sockets,cathode ray tube sockets fortv,radio recv, cap<16amp,r	10 607	146 112	189 814	2 316 220
8536693100	Sockets,plug for co-axial cable,printedcircts, domest use, radio eq	70	7 132	4 494	132 305
8536693900	Sockets,plug for co-axial cable,printedcircts,not domest use,radio	23 080	413 208	369 123	4 732 709
8536699100	Other plug and sockets, domestic use,radio equip., acapacity < 16	41 611	437 900	319 189	2 592 808
8536699900	Other plug & sockets, not domestic use,radio equip., acapacity < 1	29 431	164 060	692 612	5 237 424
8536700000	Connectors for optical fibres, opticalfibres bundles/cables	79 338	657 480	1 472 264	12 446 536
8536901100	Connection, contact elements for wiresand cables; wafer probers	49 342	635 517	424 211	5 646 958
8536901900	Other connection, contact elements forwires and cables; wafer pr	124 415	1 250 762	1 891 350	25 672 436
8536902100	Junction boxes for domestic use,cap. <16 amps, for use elect fan/r	5 525	56 776	129 149	1 325 683
8536902900	Junction boxes not for domestic use,cap. <16 amps, for use elect f	478 780	4 177 778	8 058 042	79 685 022
8536903100	Cable connectors consist of a jack plug,domestic use,<16amp, for	47 121	542 467	915 209	10 796 201
8536903900	Cable connectors consist of a jack plug,not domestic,<16amp, for	447 279	4 610 846	12 326 130	143 773 414
8536909100	Oth cable connect consist of jack plug,cap. <16 amps, for use elect	20 296	214 160	309 479	4 039 272
8536909910	Connector & socket cable for ic,printedcircuit	125 377	1 560 452	3 809 478	41 338 895
8536909990	Other connector and socket cable	707 854	8 713 001	16 597 625	180 263 188
8537101000	Switchboards&control panels for voltage<= 1000 volt	183 903	4 127 859	2 138 372	41 754 062
8537102000	Distribution boards for use with goods of hd.84.71,85.17,85.25 < 1	23 403	286 385	367 217	4 932 009
8537103000	Programmable logic controllers for auto-mach for trans. for voltag	130 592	747 298	960 235	8 238 195
8537109000	Oth board for elect control for voltage<= 1000volt	264 830	2 929 192	9 465 384	74 533 746
8537201100	Switchboards incorp. elect instrum forbreak, connect/protect elec	0	51 043	0	1 350 493
8537201900	Switchboards incorp. elect instrum forbreak,connect/protect e-circ	165 981	753 897	1 261 604	11 098 376
8537202100	Control panel incorp. elect instrum forbreak,connect/protect e-cir	21 993	127 949	1 046 842	3 584 524
8537202900	Other control panels for a voltage>1,000 volts	208 113	1 295 431	13 822 199	52 066 587
8537209000	Oth board for electric control fora voltage > 1000 volt	483 794	6 899 333	8 036 467	99 786 875
8538101100	Parts of programmable logic controllersfor auto mach for trans. fo	1 872	25 702	221 094	1 345 176
8538101200	Board,panel,console,desk,cabinets ofuse in radio equipment, volta	57	658	6 108	24 789
8538101900	Oth board,panel,console,desk,cabinets ofused in radio equipment	34 086	1 112 992	467 522	13 574 638
8538102100	Parts of programmable logic control forauto-mach for trans. for vc	3 336	20 578	125 346	794 794
8538102900	Board,panel,console,desk,cabinets ofused in radio equip, voltage>	30 597	1 773 234	379 598	30 195 525
8538901100	Oth board,panel,console,desk,cabinetsconnect for wires, wafer pr	98 851	712 590	1 919 465	15 558 138
8538901200	Parts of goods of subhd 8536.50.50,8536.69.30,8536.90.10 for vol	87 115	465 922	1 360 418	9 175 601
8538901300	Parts of goods of subheading8537.10.20 for voltage <=1000 volt	303	9 168	1 238	90 571
8538901900	Other parts of boards,panels consoles,for voltage <=1000 volt	60 757	786 232	1 165 602	12 627 183
8538902100	Parts/printed circuit ass. of telephoneplug connec for wires,wafer	3 301	61 450	33 917	981 172
8538902900	Other parts of boards,panels consoles,for voltage > 1000 volt	537 940	8 142 041	24 387 356	450 523 593
8539101000	Sealed beam lamp units for motorvehicles of chapter 87	70 655	1 258 334	510 879	7 690 969

I.3. IMPOR MENURUT KOMODITI / IMPORT BY HS COMMODITY
***** NOVEMBER/NOVEMBER 2011 *****

HS	Uraian Komoditi Commodity Description	Berat Bersih / Net Weight (Kg)		Nilai / Value C.I.F (US\$)	
		Bulan ini Current Month	Kumulatif Cum.Jan. to date	Bulan ini Current Month	Kumulatif Cum.Jan. to date
8539109000	Other sealed beam lamp units	38 609	337 694	314 711	2 479 675
8539212000	Tungsten halogen for used in medicalequipment	0	1 197	0	34 046
8539213000	Tungsten halogen for used for vehicles	40 978	430 078	1 061 460	8 013 759
8539214000	Other reflector lamp bulbs of tungstenhalogen	3 702	13 349	80 037	219 568
8539219000	Oth tungsten halogen	15 707	238 870	404 356	4 171 220
8539222000	Other filament lamps, infra red, power<200 & voltage>100v in me	99	2 668	2 239	9 176
8539223000	Other reflector lamp bulbs of a power<=200w & for voltage > 100	2 043	9 463	45 151	128 013
8539229000	Other filament lamps, infra red, power<=200 w& voltage>100v	45 812	372 819	232 738	2 385 144
8539291000	Other filament lamps, excluding uvor infra-red lamps, in medical e	226	48 231	191 839	798 244
8539292000	Other filament lamps, excluding uvor infra-red lamps, for motor ve	75 943	984 016	1 224 085	19 165 040
8539293000	Other reflector lamp bulbs	16 652	139 196	56 338	1 287 521
8539294000	Flashlight bulbs; miniature indicatorbulbs, rated up to 2.25 v	7 572	45 057	310 507	1 821 098
8539295000	Other filament lamps, capacity > 200w &<=300w, voltage>100volt	1 192	20 182	18 031	418 724
8539296000	Other filament lamps, capacity < 200w &<=300w, voltage <= 100v	1 006	17 103	104 480	1 084 335
8539299000	Other filament lamps, excl ultra-violetor infra-red lamps	75 591	1 781 450	547 949	12 818 546
8539311000	Tubes for compact fluorescent lamps	75 203	1 041 421	508 604	6 986 630
8539319010	Tube lamps	138 570	921 527	783 275	5 214 492
8539319020	Compact fluorescent lamps	4 310	132 473	76 556	1 289 751
8539319090	Other fluorescent, hot cathode	1 785 172	18 349 665	16 138 317	164 474 745
8539320000	Mercury/sodium vapour lamps; metalhalide lamps	38 849	398 002	862 732	7 189 082
8539391000	Tubes for compact fluorescent lamps,cold cathode types	57 045	572 619	145 426	1 161 626
8539392000	Discharge lamps for decorative andpublicity purposes	11 168	86 948	23 090	239 030
8539393000	Other fluorescent cold cathode types	0	10 197	0	125 713
8539394000	Electric lamps for mtr vehicle/cycles	13 983	178 964	123 744	1 260 054
8539399000	Discharge lamps, other than uv lamps	29 489	543 659	125 841	2 802 047
8539410000	Arc lamps	309	2 288	36 069	116 698
8539490000	Ultra-violet/infra-red lamps	6 918	250 312	271 143	3 688 359
8539901000	Part of alumi end caps for fluorescentlamps alum. screw caps for i	271 772	2 159 759	1 032 532	9 349 038
8539902000	Oth parts,for lamps of vehicles of allkinds	16 847	163 001	180 722	1 149 264
8539909000	Oth part of elect filament/dischargelamps including sealed beam l	706 903	4 825 009	4 611 448	30 162 260
8540110000	Color cathode-ray television picturetube incl video monitor cathod	3 324 788	35 178 596	5 122 948	60 909 203
8540120000	B/w cathode-ray TV picture tubes,incl video monitor cathode-ray t	0	31 537	0	134 144
8540200000	Tv camera tubes; image converters andintensifiers; other photo-c	7 548	241 233	166 637	2 792 635
8540401000	Data/graphic display tubes color foruse with articles of heading 85	0	457	0	26 427
8540409000	Data/graphic display tube color not foruse with articles of heading	21	643	1 128	32 994
8540500000	Data/graphic display tubes, black andwhite/other monochrome	4 771	40 856	74 030	607 288
8540600000	Other cathode-ray tubes	18	160 421	102	156 582
8540710000	Magnetrons of microwave tubes	59	701	1 073	64 376
8540790000	Travelling wave tube, carcinotrons exclgrid-controlled tubes of mic	22	1 599	6 623	348 044
8540810000	Receiver/amplifier valves and tubes	831	7 088	10 345	387 783
8540890000	Other valves and tubes	10 682	96 046	35 200	429 329
8540910000	Parts of cathode-ray tubes	161 905	1 261 433	2 570 642	22 917 253
8540991000	Parts of microwave tubes	6 633	57 119	21 540	175 885
8540999000	Other parts of thermionic, cold cathodeor photo cathode valves ar	6 512	206 700	34 416	4 960 952
8541100000	Diodes, other than photosensitive/lightemitting diodes	236 644	2 579 516	15 691 858	170 193 538
8541210000	Transistor with a dissipation rateof < 1 w	18 855	156 841	1 735 819	17 165 138
8541290000	Transistor with a dissipation rateof >= 1 w	243 612	1 946 787	9 657 002	75 521 444
8541300000	Thyristors,diacs and triacs, other thanphotosesintive devices	6 693	128 556	2 240 972	20 218 964
8541401000	Light emitting diodes	36 736	403 960	2 036 503	54 305 143
8541402000	Photocells, including photodiodes/photo-transistors	116 418	564 131	1 351 133	10 944 134
8541409000	Oth photosensitive semiconductor device,including photovoltaic c	144 716	684 583	6 131 079	84 303 855
8541500000	Other semiconductor devices	47 700	432 447	1 530 979	19 340 862
8541600000	Mounted piezo-electric crystals	16 384	466 844	992 929	16 343 544
8541900000	Parts of diodes,transistors & similarsemiconductor devices	6 716	137 417	2 373 778	31 184 862
8542310000	Processors,controller, converter, logiccircuit, amplifier, clock timin	214 127	2 515 367	25 177 764	268 112 719
8542320000	Memories of elect integrated circuits	36 848	419 307	4 230 096	51 674 709
8542330000	Amplifiers of elect integrated circuits	42 267	274 978	477 185	3 418 551
8542390000	Other electronic integrated circuits	298 541	3 897 287	94 536 337	1 023 298 718
8542900000	Parts of electronic integrated circuits	68 532	1 773 603	3 799 410	174 003 165
8543100000	Particle accelerators	318	74 228	115 612	1 231 588
8543200000	Signal generators	2 453	46 333	133 343	991 776
8543302000	Wet processing equip. for the applic.by immersion of chemical/ele	0	49 965	0	4 222 848
8543309000	Oth machines & app for electroplating,electrolysis/electrophoresis	44 656	1 220 923	1 991 666	63 437 240
8543701000	Electric fence energisers	149	63 020	898	233 217
8543702000	Remote control apparatus, other thanradio remote control appara	142 685	1 403 888	1 244 213	11 305 511
8543703000	Electrical machines with translationor dictionary functions	11 231	41 725	435 572	4 709 965
8543704000	Equip for the removal of dust particlesor elimination of electrostat	1 040	27 194	29 326	263 185
8543705000	Integrated receiver/decoder ird fordirect broadcast multimedia sy	142 885	2 445 743	754 987	17 306 141
8543709010	Electrical mine detonators	0	1 952	0	176 474
8543709090	Other electrical detonators	311 650	2 872 102	3 100 206	32 828 042
8543901000	Parts of goods of subheading 8543.10/8543.20	892	5 427	9 800	77 031

I.3. IMPOR MENURUT KOMODITI / IMPORT BY HS COMMODITY
***** NOVEMBER/NOVEMBER 2011 *****

HS	Uraian Komoditi Commodity Description	Berat Bersih / Net Weight (Kg)		Nilai / Value C.I.F (US\$)	
		Bulan ini Current Month	Kumulatif Cum.Jan. to date	Bulan ini Current Month	Kumulatif Cum.Jan. to date
8543902000	Parts of goods of subheading 8543.30.20	9 921	132 922	19 112	268 916
8543903000	Parts of goods of subheading 8543.70.30	0	2 109	0	32 234
8543904000	Parts of goods of subheading 8543.70.40	3	7	85	1 545
8543905000	Parts of goods of subheading 8543.70.50	2 778	153 119	6 852	639 911
8543909000	Other parts of goods of heading 8543	288 341	4 244 490	3 362 153	45 192 569
8544110010	Winding wire of copper, laquered/enamelled	334 046	3 869 681	3 153 027	38 695 862
8544110020	Winding wire of copper, cover with papertextile material/PVC	56 137	1 570 703	510 107	18 769 115
8544110030	Winding wire of copper, laquer/enamelled& cover with paper, tex	76 113	974 699	785 608	10 378 937
8544110040	Winding wire of copper, rect cross-sect.and without connectors	146 288	1 773 566	1 678 650	20 555 284
8544110090	Other winding wire of copper	485 280	7 640 351	5 025 254	72 864 736
8544191000	Winding wire not of copper, laquered/enamelled	23	18 381	1 145	233 906
8544192000	Winding wire not of copperof manganese resistance wire	4 628	74 000	11 724	371 757
8544199000	Other winding wire not of copper	528 318	5 656 775	6 547 286	62 343 784
8544201000	Insulated cables fitted with connectors,for a voltage <=66.000volt:	380 526	2 809 827	3 600 484	28 233 655
8544202000	Insulated cable not fitted withconnector for a voltage <=66.000vol	1 518 033	10 819 498	10 312 951	69 185 961
8544203000	Insulated cables fitted with connectorsfor a voltage >66.000volts	64 002	511 634	533 468	3 375 551
8544204000	Insulated cables not fitted withconnectors for a voltage >66.000vc	91 358	707 340	787 372	4 220 265
8544301000	Wiring harnesses for motor vehicles	175 572	2 186 802	2 781 627	27 974 800
8544309000	Oth ignition wiring sets,oth wiring setfor used in vehicles, aircraft/	304 120	5 317 430	4 318 177	123 443 849
8544421100	Telephone, telegraph, radio relay cables submarine, for communica	3 991	26 656	15 317	110 897
8544421900	Other fitted with connectors for telecom-munication, voltage <= 8	66 226	1 003 449	1 216 963	11 811 118
8544422000	Fitted with connectors for telecom-munication voltage > 80 v & <=	18 587	430 072	656 216	6 430 742
8544423000	Battery cables for voltage <= 1000 v	964	13 083	25 601	400 030
8544429000	Oth fitted with connector, for voltage<= 1000 volts	591 362	5 513 718	6 018 435	62 816 220
8544491100	Telephone,telegraph,radio relay cables submarine, not for commun	2 415	101 674	28 442	1 461 155
8544491900	Other fitted with connectors not for telmunication, voltage <= 80 v	211 172	1 597 554	1 494 811	15 562 479
8544492100	Shielded wire for mnfact.of auto-wiringharnesses, not for commur	609 327	6 587 559	16 077 264	86 278 716
8544492900	Oth fitted with connectors, <= 80 v ,not for used for telecommunic	134 779	2 510 914	1 463 184	20 710 678
8544493100	Telephone,telegraph,radio relay cables submarine, for communic., >	0	873	0	27 540
8544493900	Oth fitted with connectors for telecommunication, voltage > 80 v &	123 776	1 897 456	801 283	11 033 082
8544494000	Other fitted with connectors, > 80 v & <= 1000 v of a kind not used	155 054	2 020 549	1 106 225	18 243 029
8544601000	Other electric conductors, volt > 1 kvand <= 36 kv	602 920	1 915 961	5 598 897	18 854 938
8544602100	Plastic insulated elec.cable havingcross sec<=400mm for 36kv<vol	73	79 825	8 366	305 763
8544602900	Plastic insulated elec.cable havingcross sec>400mm for 36kv<volt-	651 416	4 293 145	5 193 777	27 964 222
8544603000	Other electric conductors, for a voltage> 66 kv	3 417	179 974	57 774	2 086 327
8544701000	Optical fibre cables teleph,telegraph,radio relay cables,submarine	291 975	1 087 409	2 663 059	10 401 237
8544709000	Other optical fibre cables	274 709	2 440 332	2 088 147	25 596 865
8545110000	Electroda of a kind used for furnaces	866 914	13 066 127	3 503 599	51 327 661
8545190000	Electroda of a kind used not for furnace	55 705	1 859 588	1 728 476	20 403 360
8545200000	Carbon brushes for electrical purpose	39 485	503 424	835 771	9 474 798
8545900010	Battery carbons	148 135	1 932 178	536 221	6 225 109
8545900090	Lamp carbon, oth articles of graphite/oth carbon, with/without m	40 053	225 863	747 131	6 809 212
8546100000	Electrical insulators of any material ofglass	51 215	2 285 724	511 507	9 398 110
8546200010	Ceramic bushing for tranformator	117 855	1 205 413	421 982	4 886 898
8546200090	Oth elect insulators of any material ofceramics	1 671 899	11 745 390	1 781 907	12 361 534
8546900000	Oth elect insulators not of glass andof ceramics	1 173 456	5 501 425	1 774 117	15 063 911
8547100000	Insulating fitting of ceramics	68 522	658 259	1 114 594	8 910 550
8547200000	Insulating fitting of plastics	116 068	1 665 755	2 308 611	30 892 264
8547901000	Elect conduit, joints therefor, of basemetal lined with insulating m	237 429	506 138	2 986 782	5 201 928
8547909000	Oth insulating fittings for elect mach,appliances/equipment, being	360 158	4 037 935	3 858 031	56 474 760
8548101100	Lead acid scrap of primary cells/battery/elect accumulators used in	0	3	0	5
8548101900	Other lead acid scrap storage batteries,drain/undrained	0	19	0	3 371
8548109000	Other waste, scrap of primary cells,primary	12	483	2 151	116 464
8548901000	Image sensors contact type copmrisinga photo-conductive sensor	34 901	256 517	693 823	14 657 511
8548902000	Printed circuit assemblies incl suchassemblies for external connect	58 751	732 622	13 995 365	126 549 667
8548909000	Other electrical parts of mach and app, nes	50 808	838 141	2 098 123	17 998 646
8601200000	Rail locomotives powered by electricaccumulators	0	7 856	0	53 922
8602100000	Diesel-electric locomotives	0	325 430	0	9 825 997
8602900000	Locomotive tenders	9 813	85 098	7 027	293 080
8603100000	Self-propelled railway, tramway coach,vantruck powered from ext.	629 000	7 676 440	1 129 000	16 593 606
8603900000	Self-propelled railway, tramway coach,vantruck not power from ex	0	6 472	0	10 968
8604000000	Railway/tramway maintenance/servicevehicles, whether/not self-	0	571 003	0	2 076 432
8605000000	Railway/tramway passenger coach,not selfpropelled,luggage van, f	0	3 877	0	5 855
8606100000	Tank wagons and the like	0	1 824	0	4 673
8606300000	Self-discharging vans,wagons, oth thanthose of subheading 8606.1	0	640	0	1 478
8606910000	Railway/tramway goods vans & wagonnot self-propelled covered :	0	2 500	0	6 600
8606920000	Railway/tramway goods vans&wagon notself prope open,removal	0	147	0	300
8606990000	Railway/tramway goods vans&wagon notself prope open,removal	47	15 069	4 164	41 421
8607110000	Driving bogies and bissel-bogies	0	115 944	0	528 024
8607120000	Other bogies and bissel-bogies	7 830	245 658	49 158	2 239 774
8607190000	Oth, including parts axles & wheels	557 388	4 991 222	1 679 887	25 651 873

I.3. IMPOR MENURUT KOMODITI / IMPORT BY HS COMMODITY
***** NOVEMBER/NOVEMBER 2011 *****

HS	Uraian Komoditi Commodity Description	Berat Bersih / Net Weight (Kg)		Nilai / Value C.I.F (US\$)	
		Bulan ini Current Month	Kumulatif Cum.Jan. to date	Bulan ini Current Month	Kumulatif Cum.Jan. to date
8607210000	Air brakes and parts thereof	19 860	62 057	560 377	2 072 446
8607290000	Brakes and parts thereof other than airbrakes	991	185 201	82 465	1 146 972
8607300000	Hooks & oth coupling devices, buffers,and parts thereof	419	181 710	4 819	1 785 303
8607910000	Other parts of locomotives	17 354	42 177	469 861	1 721 011
8607990000	Other part of trolling stone	1 811 701	1 927 130	4 442 588	12 164 346
8608002000	Electromechanic equip of railway/tramwaytrack fixtures,fitting, m	90 267	111 331	7 764 181	12 218 748
8608009000	Non-electromech equip of railway/tramwaytrack fixtures,fitting, m	15 176	83 733	823 496	2 332 132
8609001000	Containers of metal design & equip forcarriage by one/more mode	22 366	1 378 655	103 395	8 348 598
8609002000	Containers of wood design & equip forcarriage by one/more mode	0	1	0	103
8609009000	Other containers design & equip forcarriage by one/more modes c	119 353	960 598	528 155	5 083 056
8701101100	Pedestrian controlled tractors, power<=22.5 kw for agricultural us	0	45 421	0	82 289
8701101900	Pedestrian controlled tractors, power<=22.5 kw oth than for agricl	15 936	16 893	64 800	78 680
8701102100	Pedestrian controlled tractors, power> 22.5 kw for agricultural use	3 584	39 412	7 458	742 525
8701102900	Pedestrian controlled tractors, power> 22.5 kw oth than for agricu	0	82 815	0	399 255
8701201000	Road tractors for semi-trailers, ckd	15 300	38 729	183 657	210 466
8701209000	Road tractors for semi-trailers, not ckd	1 580 737	11 516 021	5 003 238	70 387 793
8701301000	Track-laying tractors of a cylinder cap<= 1100 cc	51 290	259 905	764 927	2 908 261
8701302000	Track-laying tractors of a cylinder cap> 1100 cc	0	98 398	0	897 864
8701901100	Agriculture tractors of a cylinder cap<= 1100 cc	214 245	1 447 848	1 464 737	9 704 009
8701901900	Agriculture tractors of a cylinder cap<= 1100 cc	490 384	5 041 881	2 794 317	33 548 211
8701909100	Other tractors of a cylinder capacity<= 1100 cc	0	29 069	0	64 539
8701909900	Other tractors of a cylinder capacity> 1100 cc	99 534	912 085	745 456	6 858 488
8702101100	Motor vehicles for the transport >=10 p,a gross vehicle weight < 6	46 894	57 774	351 600	417 580
8702101200	Motor vehicles for the transport >=10 p,vehicle weight >=6t & < 18	238 910	614 022	2 486 435	6 226 037
8702101300	Motor vehicles for the transport >=10 p,vhcl weight >= 18 t & < 24	17 822	83 572	195 980	762 641
8702102100	Motor vehicles for the transport >=10 p,vehicle weight < 6 t, not cl	333 509	1 985 660	2 700 546	18 754 307
8702102200	Motor vehicles for the transport >=10 p,vhcl weight >=6t & <18t, r	0	19 790	0	41 003
8702102300	Motor vehicles for the transport >=10 p,vhcl weight >=18t & <24t,	13 350	13 350	30 150	30 150
8702901990	Motor vhcl for the transport in airport,weight>24t,not ckd,non die	0	832	0	18 024
8702909920	Other motor vehicle, non diesel,>= 10 pvhcl weight >= 5 tons & < 2	0	5 410	0	64 680
8702909990	Other motor vehicle, non diesel,>= 10 pvhcl weight > 24 t, not ckd	0	4 211	0	93 781
8703101000	Golf cars, including golf buggies	59 478	286 123	50 536	347 482
8703109000	Vehicles specially designed for travelon snow and similar vehicles	0	339	0	30 782
8703211000	Go-karts, cylinder capacity <= 1,000 ccinternal combust recipro pis	0	37 737	0	204 706
8703212110	Sedan/station wagons, <= 1,000 cc, ckdinternal combust recipro pi	0	693	0	27 626
8703212190	Other motor cars, <= 1,000 cc, ckdinternal combust recipro piston	0	16 562	0	370 644
8703212910	Sedan/station wagons, <=1,000 cc,not ckdinternal combust recipr	0	990	0	12 147
8703212990	Other motor cars, <= 1,000 cc, not ckdinternal combust recipro pis	360 330	3 518 043	2 658 947	26 896 055
8703213000	Other vehicles, <= 1,000 cc, ckdinternal combust recipro piston en	0	26 695	0	116 188
8703219000	Other vehicles, <= 1,000 cc, not ckdinternal combust recipro pisto	0	21 075	0	139 491
8703221110	Sedan/station wagons, 1,000-1500 cc,ckdinternal combust recipro	0	1 074	0	12 291
8703221190	Other motor cars, 1,000-1500 cc, ckdinternal combust recipro pist	379 715	2 296 924	1 909 705	11 322 899
8703221910	Sedan/station wagon,1,000-1500cc,not ckdinternal combust recip	3 702	13 567 143	46 633	139 327 071
8703221990	Oth motor cars, 1,000-1500 cc, not ckdinternal combust recipro pi	666 071	39 059 946	5 857 674	377 444 056
8703229000	Other vehicles, 1,000-1500 cc, not ckdinternal combust recipro pis	2 360	7 691	46 456	91 239
8703231000	Ambulances, 1500-3000 cc intern combustreciprocating piston en	0	27 848	0	112 056
8703234190	Other motor cars, 1500-1800 cc, ckdinternal combust recipro pistc	2 466 618	9 142 062	27 521 031	102 550 821
8703234290	Other motor cars, 1800-2000 cc, ckdinternal combust recipro pistc	324 439	2 461 146	2 528 227	18 534 058
8703234390	Other motor cars, 2000-2500 cc, ckdinternal combust recipro pistc	276 251	2 711 831	2 406 081	24 056 031
8703235110	Sedan/station wagons, 1500-1800 cc, notinternal combust recipro	75 394	4 070 238	1 103 506	59 743 894
8703235190	Other motor cars, 1500-1800 cc, not ckdinternal combust recipro p	519 155	5 916 055	3 692 086	52 635 709
8703235210	Sedan/station wagons, 1800-2000 cc, notinternal combust recipro	28 465	1 766 942	534 675	33 696 363
8703235291	Oth motor car,1800-2000 cc, (4x2) system,not ckd,int combust rec	40 740	411 506	753 039	6 303 574
8703235292	Oth motor car,1800-2000 cc, (4x4) system,not ckd,int combust rec	68 165	283 992	1 140 330	4 297 640
8703235310	Sedan/station wagon,2000-2500cc,not ckdinternal combust recipr	79 525	6 004 087	1 156 773	95 689 755
8703235391	Oth motor car,2000-2500cc, (4x2) system,not ckd,int combust reci	1 300 619	10 327 839	19 487 031	145 626 921
8703235392	Oth motor car,2000-2500cc, (4x4) system,not ckd,int combust reci	11 715	121 195	135 042	1 323 739
8703235410	Sedan/station wagon,2500-3000cc,not ckdinternal combust recipr	64 620	812 892	1 274 329	17 574 048
8703235491	Oth motor car,2500-3000cc, (4x2) system,not ckd,int combust reci	344 555	1 689 673	4 727 998	21 263 832
8703235492	Oth motor car,2500-3000cc, (4x4) system,not ckd,int combust reci	69 479	1 103 377	1 236 626	18 889 460
8703239210	Oth vehicle, 1800-2000 cc, (4x2) system,not ckd,int combust recip	4 300	8 470	69 800	94 800
8703239420	Oth vehicle, 2500-3000 cc, (4x4) system,not ckd,int combust recip	2 131	108 448	31 329	1 875 128
8703241000	Ambulances, cylinder capacity > 3000 ccinternal combust recipro p	10 498	22 892	6 728	26 996
8703244010	Sedan/station wagons, > 3000 cc, ckdinternal combust recipro pist	2 085	2 085	58 118	58 118
8703245010	Sedan/station wagons, > 3000 cc,not ckdinternal combust recipro	84 903	1 364 865	4 113 423	49 281 098
8703245091	Oth motor cars, > 3000 cc, (4x2) system,not ckd,int combust recip	25 952	814 706	509 941	14 910 657
8703245092	Oth motor cars, > 3000 cc, (4x4) system,not ckd,int combust recip	433 391	4 326 790	5 467 055	66 178 078
8703249000	Other vehicle, > 3000 cc, not ckdinternal combust recipro piston e	0	27 945	0	955 425
8703312000	Other motor cars, <= 1500 cc, not ckd,diesel	0	1 294	0	18 739
8703324910	Sedan/station wagon, 2000-2500 cc, ckddiesel	0	3 988	0	87 211
8703324990	Other motor cars, 2000-2500 cc, ckd,diesel	357 096	3 590 284	2 706 257	25 532 110

I.3. IMPOR MENURUT KOMODITI / IMPORT BY HS COMMODITY
***** NOVEMBER/NOVEMBER 2011 *****

HS	Uraian Komoditi Commodity Description	Berat Bersih / Net Weight (Kg)		Nilai / Value C.I.F (US\$)	
		Bulan ini Current Month	Kumulatif Cum.Jan. to date	Bulan ini Current Month	Kumulatif Cum.Jan. to date
8703325100	Sedan/station wagon,1500-2000cc,not ckd,diesel	299 242	2 753 311	3 594 253	30 773 409
8703325900	Other motor cars, 1500-2000 cc, not ckd,diesel	261 212	23 626 552	3 347 049	278 005 090
8703329100	Other vehicles, 1500-2000 cc, not ckd,diesel	0	67 113	0	957 848
8703329900	Other vehicles, 2000-2500 cc, not ckd,diesel	21 423	1 780 946	235 614	16 292 486
8703335100	Other motor cars, 2500-3000 cc, not ckd,diesel	14 770	163 753	200 576	2 860 662
8703335200	Other motor cars, > 3000 cc, not ckd,diesel	87 319	524 794	1 552 436	8 748 520
8703339000	Other vehicles, > 2500 cc, not ckd,diesel	4 943	19 218	305 100	521 700
8703905300	Other motor car, 2000-2500 cc, not ckd	0	15 000	0	36 018
8703906000	Other vehicles, ckd	0	313	0	6 806
8703909000	Other vehicles, not ckd	0	2 550	0	6 130
8704101100	Damper designed for off highway,<= 24 t,ckd	0	7	0	5
8704101200	Damper designed for off highway, <=24 tnot ckd	0	440 583	0	4 469 580
8704102100	Damper designed for off highway, >24 t,ckd	0	3 808 932	0	45 799 179
8704102200	Damper designed for off highway, > 24 tnot ckd	14 592 535	122 211 575	181 483 821	1 415 563 136
8704211100	Refrigerated vans, <= 5 t, ckd, diesel	0	142	0	4 391
8704211900	Other vans, <= 5 t, ckd, diesel	1 934	64 728	8 983	839 887
8704212200	Refuse collection vehicles have a refusecompres device, <= 5 t, no	0	44 844	0	364 710
8704212900	Other vans, <= 5 t, not ckd, diesel	719 633	40 887 794	8 256 485	376 265 810
8704221100	Refrigerated vans, 5-6 t, ckd, diesel	2 296	2 296	15 228	15 228
8704221900	Other vans, 5-6 t, ckd, diesel	0	2 154 625	0	29 357 985
8704222300	Tanker vehicles, 5-6 t, not ckd, diesel	0	78 827	0	265 500
8704222900	Other vans, 5-6 t, not ckd, diesel	0	10 403	0	137 254
8704222911	Other vans, 6-10 t, ckd, diesel	0	322 229	0	1 557 343
8704222919	Other vans, 6-10 t, not ckd, diesel	0	41 008	0	296 382
8704223900	Other vans, 10-20 t, ckd, diesel	0	5 622	0	50 984
8704224100	Refrigerated vans, 10-20 t, not ckd,diesel	0	9 770	0	17 729
8704224900	Other vans, 10-20 t, not ckd, diesel	0	493 539	0	2 448 222
8704231100	Refrigerated vans, 20-24 t, ckd, diesel	0	202 620	0	217 801
8704232200	Refuse collection vhcls having a refusecompres device, 20-24 t, no	0	43 608	0	846 284
8704232300	Tanker vehicles, 20-24 t, not ckd,diesel	0	11 860	0	24 742
8704232900	Other vans, 20-24 t, not ckd, diesel	16 760	185 497	269 000	1 000 007
8704233900	Other vans, > 24 t, not ckd, diesel	1 000 309	3 636 487	10 266 223	36 257 026
8704234100	Refrigerated vans, > 24 t, not ckd,diesel	75 844	152 295	119 040	229 594
8704234300	Tanker vehicles, > 24 t, not ckd, diesel	63 714	393 926	119 583	674 844
8704234900	Other vans, > 24 t, not ckd, diesel	5 887 696	33 473 094	28 805 730	194 383 484
8704312900	Other vans, <= 5 t, not ckd,internal combustion piston engine	0	6 325 109	0	44 637 759
8704328100	Refrigerated vans, > 24 t, not ckd,internal combustion piston engir	0	32 949	0	55 856
8704328900	Other vans, > 24 t, not ckd, internalcombustion piston engine	12 290	61 138	59 000	422 229
8704909000	Motor vehicles for the transport of good, not ckd	0	3 515	0	155 075
8705100000	Crane lorries	148 911	1 922 957	245 961	9 424 891
8705200000	Mobile drilling derricks	0	1 119 045	0	25 702 067
8705300000	Fire fighting vehicles	44 478	277 115	184 814	3 497 679
8705400000	Concrete-mixer lorries	680 455	5 469 864	1 665 141	18 581 194
8705905000	Street clean vhcl, incl cesspit emptiermobile clinic;spray lorries of :	7 877	37 989	82 325	378 004
8705909000	Other special purpose motor vehicles	503 000	2 281 547	1 383 214	13 774 035
8706001100	Chasis fitted with engines for agri.tractors of subhd 8701.10/8701.	0	262 828	0	5 406 154
8706001900	Oth chasis fitted with engines for vhclsof heading 8701	0	2 995	0	34 386
8706002000	Chasis fitted with engines for vehiclesof heading 8702	6 700	497 160	10 050	1 435 056
8706003000	Chasis fitted with engines for vehiclesof heading 8703	0	640	0	6 618
8706004000	Chasis fitted with engines for vehiclesof heading 8704	0	113 866	0	2 324 164
8706005000	Chasis fitted with engines for vehiclesof heading 8705	0	739	0	19 430
8707100000	Bodies for the vehicles of heading 8703	569 076	3 107 064	2 669 166	14 986 839
8707901000	Bodies for the vehicles of heading 8701	3 141	8 650	3 979	37 433
8707903000	Bodies for the vehicles of heading 8705	0	19 650	0	242 584
8707909000	Bodies for the vehicles of heading 8702,8704	38 472	703 671	406 248	8 444 405
8708101000	Bumper & parts for vehicles heading 8701	1 032	109 172	5 798	250 104
8708109000	Bumper & parts for vehicles heading 8702;8703;8704; 8705	297 115	2 145 102	2 875 913	21 328 179
8708211000	Safety seat belt for vehicles 8701	51	845	1 898	28 435
8708219000	Safety seat belt for vehicles 8702; 8703; 8704; 8705	180 968	1 407 609	1 958 123	14 169 888
8708291100	Component of door trim assembly for hd8701	1 342	14 010	44 706	375 543
8708291200	Component of door trim assembly for hd8703	229 119	1 248 183	2 450 902	17 262 703
8708291300	Component of door trim assembly for hd8705/subheading 8704.1	37 054	484 615	291 436	3 836 657
8708291900	Component of door trim assembly for hd8702 & 8704 (exlcuding 8	66 574	845 892	624 576	7 421 301
8708292000	Parts of safety seat belts of heading8701-8705	109 368	1 345 298	932 267	11 172 560
8708299100	Oth part, access of bodies for agricul.tractors of subhead 8701.10/	1 560	37 663	3 302	176 057
8708299200	Oth part, access of bodies for agricul.vehicles of heading 8701	49	2 331	1 752	49 792
8708299300	Oth part, access of bodies for agricul.of heading 8703	1 321 876	18 706 385	9 734 186	126 233 210
8708299900	Oth part, access of bodies for agricul.of heading 8702; 8704; 8705	953 220	5 734 975	10 623 228	62 474 611
8708301000	Brakes,servo-brakes; parts thereof forvehicles of heading 87.01	20 472	161 278	260 841	2 380 583
8708302000	Brakes,servo-brakes; parts thereof forvehicles of heading 87.03	224 927	3 724 730	3 839 282	53 609 709
8708309000	Brakes,servo-brakes; parts thereof forvehicles of heading 8702; 87	475 074	5 166 341	5 436 340	43 547 640

I.3. IMPOR MENURUT KOMODITI / IMPORT BY HS COMMODITY
***** NOVEMBER/NOVEMBER 2011 *****

HS	Uraian Komoditi Commodity Description	Berat Bersih / Net Weight (Kg)		Nilai / Value C.I.F (US\$)	
		Bulan ini Current Month	Kumulatif Cum.Jan. to date	Bulan ini Current Month	Kumulatif Cum.Jan. to date
8708401100	Gear boxes, unassembled for vehicles of heading 87.03	82 741	3 637 164	821 608	74 965 634
8708401200	Gear boxes, unassembled for vehicles of subheading 8704.10/heading	1 470	18 762	44 536	485 047
8708401900	Gear boxes, unassembled for vehicles of heading 8701-8702 & 8704 (excl	419 316	3 181 212	5 412 577	40 055 530
8708402100	Gear boxes, assembled for agri tractors of subheading 8701.10/870	0	1 957	0	24 468
8708402200	Gear boxes, assembled for other vehicles of heading 87.01	312	9 674	6 545	265 792
8708402300	Gear boxes, assembled for vehicle of heading 87.03	298 215	3 058 836	4 497 065	50 320 560
8708402400	Gear boxes, assembled for vehicle of subheading 8704.10/heading	3 461	256 118	80 300	4 265 999
8708402900	Gear boxes, assembled for vehicles of heading 8702 & 8704 (exclud	7 327	296 270	76 693	4 117 024
8708409000	Parts of gear boxes	160 584	1 838 169	2 139 606	15 138 514
8708501100	Drive-axles with differential, unassembled for vehicles of heading 87.03	1 382 122	10 698 431	9 541 782	80 194 062
8708501200	Drive-axles with differential, unassembled for vehicle of subheading 8704.10/	13 092	137 011	84 365	1 057 790
8708501900	Drive-axles with differential, unassembled for vehicle of heading 8701-8702&8704	245 228	1 638 785	1 109 629	7 150 180
8708502100	Drive-axles with differential, assembled for agri tractor of subheading 870	0	2 417	0	11 412
8708502200	Drive-axles with differential, assembled for other vehicles of heading	23 358	361 023	517 601	7 432 615
8708502300	Drive-axles with differential, assembled for vehicles of heading 87.03	736 158	7 863 484	6 296 766	64 350 619
8708502400	Drive-axles with differential, assembled for vehicle of subheading 8704.10/hea	37 105	834 116	486 507	11 254 399
8708502900	Drive-axles with differential, assembled for vehicle of heading 8702,8704 (exl	360 933	4 517 400	3 115 155	42 957 149
8708509000	Parts of drive-axles with differential, non-driving, axles	148 131	1 742 116	978 837	11 219 252
8708701100	Wheel centre discs and caps for agri tractors of subheading 8701.1	141 676	170 927	78 750	277 789
8708701200	Wheel centre disc & cap for other vehicle of heading 87.01	256	69 072	7 967	489 609
8708701300	Wheel centre disc & cap for other vehicle of heading 87.03	536 827	3 655 657	1 152 909	14 873 117
8708701400	Wheel centre disc & cap for other vehicle of subheading 8704.10/hea	139 536	1 900 737	369 830	4 113 204
8708701900	Wheel centre disc & cap for other vehicle of heading 8702 & 8704 (ex	799 585	9 405 588	1 631 413	19 016 935
8708709100	Other road wheel for agri tractors of subheading 8701.10/8701.90	45	11 390	1 133	159 041
8708709200	Other road wheel for other vehicles of heading 87.01	0	15 392	0	18 874
8708709300	Other road wheel for vehicles of heading 87.03	54 693	1 395 802	379 680	7 882 512
8708709400	Other road wheel for vehicles of subheading 8704.10/heading 87.05	90 232	163 356	86 035	623 807
8708709900	Other road wheel for vehicles of heading 8702 & 8704 (excluding 870	896 904	6 351 684	1 358 233	10 870 282
8708801100	Suspension systems for agri tractors of subheading 8701.10/8701.9	520	8 598	14 683	210 201
8708801200	Suspension systems for other vehicles of heading 87.01	1 230	10 253	31 503	251 455
8708801300	Suspension systems for vehicles of heading 87.03	99 518	849 747	685 781	5 744 465
8708801400	Suspension systems for vehicle of subheading 8704.10/heading 87.05	12 163	261 909	166 893	3 290 221
8708801900	Suspension systems for vehicle of subheading 8702 & 8704 (excluding 8	141 054	1 623 882	723 329	6 312 376
8708809000	Parts of suspension systems (incl shock-absorbers)	426 484	4 055 269	4 179 153	48 814 665
8708911100	Radiators systems for agri tractors of subheading 8701.10/8701.90	51	9 331	3 247	41 199
8708911200	Radiators for other vehicles of heading 87.01	594	16 588	9 659	253 244
8708911300	Radiators for vehicles of heading 87.03	53 897	655 249	364 159	4 235 092
8708911400	Radiators for vehicles of subheading 8704.10 or heading 87.05	959	176 370	16 085	2 973 042
8708911900	Radiators for vehicles of heading 87.02,8704 (excluding 8704.10)	122 090	1 073 329	1 262 698	10 958 049
8708919000	Parts of radiator	194 262	2 143 419	2 215 569	26 313 925
8708921000	Silencers (mufflers), exhaust pipe; parts for vehicles of heading 87.0	102	8 921	2 770	176 985
8708922000	Silencers (mufflers), exhaust pipe; parts for vehicles of heading 87.0	203 689	4 502 964	2 071 468	52 895 676
8708923000	Silencers (mufflers), exhaust pipe; parts for vehicle of subheading 8704.10/	1 391	30 879	20 752	626 389
8708929000	Silencers (mufflers), exhaust pipe; parts for vehicle of heading 8702,8704 (e	115 912	1 071 934	1 220 212	10 789 812
8708931000	Clutches and parts thereof for agri tractors of subheading 8701.10/8701	541	9 049	12 893	136 619
8708932000	Clutches, parts thereof for other vehicle of heading 87.01	55	6 375	914	57 436
8708933000	Clutches, parts thereof for other vehicle of heading 87.03	354 371	3 991 066	5 776 203	54 914 396
8708934000	Clutches, parts thereof for vehicles of subheading 8704.10/heading	4 940	99 580	135 718	2 378 378
8708939000	Clutches, parts thereof for vehicles of heading 8702 & 8704 (exclud	333 576	3 259 241	1 681 126	17 849 260
8708941000	Steering wheels with airbag assemblies	12 738	124 939	145 459	1 502 308
8708949100	Other steering wheels, columns, boxes for agri tractors of subheading 870	136	8 344	4 445	65 953
8708949200	Other steering wheels, columns, boxes for other vehicles of heading 8	1 073	17 403	38 222	450 183
8708949300	Other steering wheels, columns, boxes for vehicles of subheading 87.0	777 694	9 295 316	8 363 688	121 008 020
8708949900	Other steering wheels, columns, boxes for vehicles of heading 8702, 8	264 041	1 718 299	3 792 365	25 764 398
8708951000	Safety airbags with inflator system	88 241	601 092	1 067 395	8 004 154
8708959000	Parts of safety airbags with inflator system	23 519	210 326	847 778	7 636 403
8708991100	Unassembled fuel tank; engine bracket for vehicles of heading 87.0	1 993	199 137	39 750	1 512 293
8708991200	Unassembled fuel tank; engine bracket for vehicles of heading 87.0	478 200	2 929 087	2 204 762	20 958 315
8708991900	Unassembled fuel tank; engine bracket for vehicles of heading 87.02; 8	115 205	662 194	882 192	5 699 175
8708999100	Other parts and accessories for agri tractors of subheading 8701.10/8701	961	167 852	13 432	2 079 133
8708999200	Other parts, accessories for other vehicles of heading 87.01	6 619	391 104	173 604	4 011 026
8708999300	Other parts, accessories for other vehicles of heading 87.03	2 388 627	48 936 261	22 867 787	442 005 214
8708999900	Other parts, accessories for other vehicles of heading 87.02, 8704, 8705	4 956 656	44 556 319	40 480 809	366 563 789
8709110000	Electrical vehicles	14 365	346 204	78 110	571 367
8709190000	Non-electric work truck, self-propelled, not fitted with lift/handling equip	149 852	980 215	534 457	6 235 132
8709900000	Part of work trucks, self-propelled, not fitted with lift/handling equip, i	9 924	147 678	95 270	762 957
8710000000	Tanks, other armoured fighting vehicles, motorised, with weapons,	0	103 218	0	6 996 101
8711101100	Motorcycle, incl moped, scooters, reciprocating internal piston engine	22 249	81 206	118 336	372 034
8711101900	Other motorcycles, reciprocating internal piston engine < 50 cc, cks	24	107	1 548	2 456
8711109100	Motorcycle, incl moped, scooters, reciprocating internal piston engine	0	34 166	0	117 564
8711109900	Other motorcycles, reciprocating internal piston engine < 50 cc, not ckd	5 794	22 706	29 598	90 335

I.3. IMPOR MENURUT KOMODITI / IMPORT BY HS COMMODITY
***** NOVEMBER/NOVEMBER 2011 *****

HS	Uraian Komoditi Commodity Description	Berat Bersih / Net Weight (Kg)		Nilai / Value C.I.F (US\$)	
		Bulan ini Current Month	Kumulatif Cum.Jan. to date	Bulan ini Current Month	Kumulatif Cum.Jan. to date
8711201010	Motocross motorcycles, with recipoint combust pist engine, 50-2	48 160	105 045	62 928	191 173
8711201090	Motocross motorcycles, with recipro intcombust pist engine, 50-2	0	24 940	0	643 253
8711202100	Motorcycles, scooters, with recipro intcombust piston engine, 50 -	8 174	116 163	64 400	816 095
8711202200	Motorcycles, scooters, with recipro intcombust piston engine, 125	0	41 521	0	79 401
8711202300	Motorcycles, scooters, with recipro intcombust piston engine, 150	0	320 994	0	2 659 680
8711202400	Motorcycles, scooters, with recipro intcombust piston engine, 200	390	4 842	11 702	203 600
8711203000	Other motorcycles, recipro int pistonengine, 50 -250 cc, ckd	15 312	228 536	26 400	326 195
8711204100	Motorcycles, scooters, with recipro intcombust piston engine, 50-	186 706	1 015 320	2 274 696	12 974 507
8711204200	Motorcycles, scooters, with recipro intcombust piston engine, 125	427 720	2 993 672	4 770 170	32 604 727
8711204300	Motorcycles, scooters, with recipro intcombust piston engine, 150	0	1 252 477	0	7 707 809
8711204400	Motorcycles, scooters, with recipro intcombust piston engine, 200	24 953	4 472 979	425 436	71 419 930
8711209000	Other motorcycles, recipro int pistonengine, 50 -250 cc, not ckd	0	42 962	0	197 563
8711301010	Motocross motorcycles, with recipro intcombust piston engine, 25	0	308	0	9 545
8711301090	Motocross motorcycles, with recipro intcombust pist engine, 250-	200	2 889	4 650	71 280
8711309000	Other motorcycles, recipro int pistonengine, 250 -500 cc, not ckd	0	574	0	12 576
8711401010	Motocross motorcycles, with recipro intcombust piston engine, 50	0	1 040	0	2 111
8711401090	Motocross motorcycles, with recipro intcombust pist engine, 500-	0	15 385	0	291 774
8711402000	Other motorcycles, recipro int pistonengine, 500 -800 cc, ckd	0	120	0	19 537
8711409000	Other motorcycles, recipro int pistonengine, 500 -800 cc, not ckd	1 576	98 823	57 886	1 664 630
8711502000	Other motorcycles, recipro int pistonengine, > 800 cc, ckd	5 764	36 054	71 820	496 517
8711509000	Other motorcycles, recipro int pistonengine, > 800 cc, not ckd	18 270	76 636	803 671	2 201 677
8711905000	Other motorcycles, ckd	0	43 709	0	96 191
8711909000	Other motorcycles, not ckd	1 215	15 861	29 096	413 221
8712001000	Racing bicycles	34 893	342 140	115 378	1 225 846
8712002000	Bicycles designed to be ridden bychildren	2 871 753	19 893 077	2 017 269	16 540 381
8712003000	Other bicycles	520 100	14 168 416	880 106	13 317 551
8712009000	Other cycles	3 891	9 994 263	7 862	15 022 961
8713100000	Carriages for disabled persons, notmechanically propelled	38 296	338 590	155 404	991 032
8713900000	Carriages for disabled persons,mechanically propelled	95 786	690 036	269 772	1 783 104
8714110000	Saddles of motorcycles (incl. mopeds)	11 219	93 412	114 407	541 198
8714190010	Clutch assembly of motorcycles(incl. mopeds)	161 264	1 525 686	1 690 224	20 378 064
8714190020	Gear assembly of motorcycles(incl. mopeds)	404 775	2 266 538	716 755	7 563 538
8714190030	Spokes/nipples of motorcycles(incl. mopeds)	4 737 891	51 479 745	29 353 711	317 469 648
8714190040	Oth part & acces, for motorcycles ofsubheading, 8711.10, 8711.20	306 522	2 928 803	168 170	2 010 782
8714190090	Oth part & acces, for motorcycles ofsubheading, 8711.30, 8711.40	1 786 939	18 052 172	3 628 042	29 158 131
8714201200	Castors of a dia(incl. tyres) 101-250 mmthat the wheel width > 30	33	78	805	2 038
8714201900	Castors of a dia(incl. tyres) > 250 mmthat the wheel width > 30 mr	231	21 521	1 808	83 506
8714209000	Other parts of carriages for disabledpersons	5 944	48 554	6 888	103 565
8714911000	Frames & forks for bicycles of subhead8712.00.20	164 763	2 395 398	279 527	5 613 632
8714919000	Oth parts of forks	666 876	3 833 142	2 537 549	20 571 659
8714921000	Wheel rims and spokes for bicycles ofsubheading 8712.00.20	101 880	1 234 909	412 882	3 153 595
8714929000	Other wheel rims and spokes	224 915	2 117 020	929 877	7 977 953
8714931000	Hubs,(exlc coaster brake hub, hub brake,free/sprocket-wheel), bic	23 923	245 747	93 398	663 296
8714939000	Oth hub, (exlc coaster braking hub, hubbrake, free/sprocket-whее	244 713	2 055 870	1 415 451	8 848 431
8714941000	Brakes,(incl coast brake hub,hub brake)for bicycles of subheading	108 018	848 804	402 781	2 103 966
8714949000	Oth brakes, (incl coaster braking hubs,hub brakes)	1 776 869	9 533 983	1 957 006	15 713 682
8714951000	Saddles for bicycles of subhd 8712.00.20	46 113	374 420	94 815	608 382
8714959000	Other saddles	563 570	2 171 284	343 580	3 753 807
8714961000	Pedals and crank-gear,& parts thrf forbicycles of subheading 8712.	41 325	425 190	79 882	480 748
8714969000	Other pedals and crank-gear,& parts thrf	488 413	3 678 921	942 341	8 597 129
8714991000	Parts & accessories of bicycle of subhd8712.00.20	44 557	749 518	59 215	2 271 200
8714999000	Parts & accessories of vehicle of head87.11 to 87.13. (exlc. 8712.0	5 280 031	42 079 258	15 368 643	158 739 952
8715000000	Baby carriages, trailers, semi-trailers,oth vhcl, not mechanically pr	236 493	2 171 760	658 427	5 628 265
8716100000	Trailers & semi-trailers of the caravantype, for housing/camping	0	65	0	787
8716200000	Self-loading/self-unloading trailers &semi-trailers for agricultural p	0	34 023	0	111 249
8716310000	Tanker trailers,tanker semi-trailers forthe transport of goods	27 200	234 175	241 960	1 711 066
8716394000	Agricultural trailers and semi-trailers	0	415 897	0	2 474 690
8716399000	Other trailers and semi-trailers for thetransport of goods	51 807	575 111	456 474	3 257 481
8716400000	Other trailers and semi-trailers	136 661	2 309 009	245 254	4 128 696
8716801000	Cart,wagon,sack truck,hand trolleys &similar hand-propelled vhcl t	48 875	496 019	100 075	1 277 191
8716802000	Wheelbarrows a kind used in factory/workshops	105 726	1 716 682	63 480	1 147 639
8716809000	Oth vehicles, not mechanically propelled	102 121	831 465	220 134	2 472 674
8716901100	Wheels for trailers and semi-trailers	952 597	5 894 684	852 608	6 331 662
8716901300	Other parts for goods of subheading8716.20	2 129	173 774	1 528	637 205
8716901900	Other parts for trailers, semi-trailers	638 754	7 416 876	2 024 210	20 837 764
8716909100	Parts for goods of subhead 8716.80.10or 8716.80.20	101 660	1 628 203	173 065	2 605 804
8716909900	Other parts for other vehicles	332 037	2 919 311	796 838	6 733 882
8801000000	Balloon,dirigibles,glider, hang glidersand other non-powered aircr	13	1 857	5 614	23 728
8802110000	Helicopters of an unladen weight <=2,000 kg	0	8 700	0	19 323 756
8802120000	Helicopters of an unladen weight >2,000 kg	5 114	35 203	17 095 208	64 211 638
8802201000	Aeroplanes of an unladen weight<= 2,000 kg	0	24 882	0	16 586 894

I.3. IMPOR MENURUT KOMODITI / IMPORT BY HS COMMODITY
***** NOVEMBER/NOVEMBER 2011 *****

HS	Uraian Komoditi Commodity Description	Berat Bersih / Net Weight (Kg)		Nilai / Value C.I.F (US\$)	
		Bulan ini Current Month	Kumulatif Cum.Jan. to date	Bulan ini Current Month	Kumulatif Cum.Jan. to date
8802209000	Other aircraft of an unladen weight, <= 2,000 kg	0	1 830	0	553 169
8802301000	Aeroplane of an unladen weight >2,000 kg and <= 15,000 kg	0	112 864	0	75 642 153
8802401000	Aeroplanes of an unladen weight > 15,000 kg	428 418	3 314 837	249 521 520	2 146 897 939
8803100000	Propellers, rotors, parts thereof of heading 88.01/88.02.	500	20 953	27 867	1 517 205
8803200000	Under-carriages, parts thereof of heading 88.01/88.02.	0	2 999	0	319 423
8803300000	Other parts of aeroplanes/helicopters of heading 88.01/88.02.	34 299	3 776 168	22 552 691	415 359 345
8803902000	Parts of balloons, gliders/kites	0	3 045	0	67 952
8803909000	Other parts of goods of heading 88.01 or 88.02	17	29 028	1 552	8 096 276
8804000000	Parachutes (incl dirigible parachutes, paragliders) & parachutes, part	917	63 526	43 704	8 636 181
8805100000	Aircraft launching gear, part thereof, deck arrestor/similar gear, part	0	7 056	0	14 028
8805210000	Air combat simulators & parts thereof	0	4 946	0	10 917 257
8805291000	Ground flying trainers	100	161 165	27 418	29 844 040
8805299000	Parts of ground flying trainers	947	39 297	54 128	8 338 601
8901102000	Cruise ships, excursion boats, ferry-boats of gross tonnage >26 but <	0	6 291 110	0	5 734 639
8901103000	Cruise ships, excursion boats, ferry-boats of gross weight >250 but <	0	8 145 000	0	10 112 281
8901205000	Tankers of gross tonnage > 4000 but <= 5000 ton	1 870 000	48 038 000	4 331 766	62 116 451
8901206000	Tankers of gross tonnage > 5000 ton	3 266 000	149 018 000	12 750 000	126 762 632
8901901100	Other vessels, not motorised of gross tonnage <= 26 ton	52 211	199 240	290 925	905 825
8901901200	Other vessels, not motorised of gross tonnage > 26 but <= 250 ton	3 104 000	9 425 980	5 910 000	55 726 626
8901901400	Other vessels, not motorised of gross tonnage > 500 ton	44 338 000	126 525 838	44 135 150	204 905 065
8901902100	Other vessels, motorised of gross tonnage <= 26 ton	0	4 287	0	133 955
8901902200	Other vessels, motorised of gross tonnage > 26 but <= 250 ton	272 000	3 902 289	1 410 301	28 212 860
8901902300	Other vessels, motorised of gross tonnage > 250 but <= 500 ton	5 633 000	13 897 930	1 819 138	16 437 001
8901902400	Other vessels, motorised of gross tonnage > 500 but <= 4000 ton	43 883 212	154 357 113	58 706 196	249 487 276
8901902500	Other vessels, motorised of gross tonnage > 4000 but <= 5000 ton	9 476 000	44 136 000	5 400 000	37 038 698
8901902600	Other vessels, motorised of gross tonnage > 5000 ton	88 936 123	318 237 136	57 660 435	275 092 738
8902001100	Fishing vessels of gross tonnage <= 26 ton	41 300	61 963	76 000	107 759
8902001400	Fishing vessels of gross tonnage > 100 but <= 250 ton	350 000	1 721 830	140 000	1 178 516
8902001500	Fishing vessels of gross tonnage > 250 but <= 4000 ton	0	2 623 250	0	754 252
8902009500	Factory ships & other vessels for proc/preserv fish. of 250 < gross tonnage <= 4	0	953 000	0	146 152
8903100000	Yachts & other vessels for pleasure/sports rowing boats & canoes, inflatable	3 630	10 470	40 998	100 850
8903910000	Sailboats, with/without auxiliary motor, not inflatable	4 680	64 680	190 542	649 082
8903920000	Motorboats, other than outboard motor, not inflatable	63 775	156 751	5 187 849	6 872 306
8903990000	Other vessels for pleasure/sports; canoes, not inflatable	11 500	576 897	554 788	23 881 363
8904001100	Tugs of gross tonnage <= 26 ton	0	190 000	0	1 281 661
8904001900	Tugs of gross tonnage >26 ton, of a power <= 4000 hp	13 128 361	33 800 727	53 905 115	193 146 820
8904002100	Tugs of gross tonnage <26 ton, of a power <= 4000 hp	0	413 000	0	4 799 450
8904002900	Tugs of gross tonnage >26 ton, of a power > 4000 hp	1 470 000	5 651 853	9 151 016	42 610 916
8905100000	Dredgers	141 000	25 689 291	669 500	60 792 033
8905200000	Floating/submersible drilling/production platforms	13 563 314	14 055 389	23 019 129	30 587 820
8905901000	Floating docks of a gross ton > 100 tons	0	2 389 800	0	4 918 705
8905909000	Other vessels w/navigability of which is subsidiary to their main function	496 000	35 596 559	1 740 960	142 417 906
8906901000	Lifeboats other than rowing boats, other vessels of displacement <= 30	2 547	170 904	15 000	14 726 769
8906909000	Lifeboats other than rowing boats, other vessels of displacement > 30 t	1 389 792	3 418 177	32 108 039	46 101 598
8907100000	Floating structures, inflatable rafts	17 605	326 521	201 873	3 144 314
8907901000	Buoys	29 828	253 161	179 533	1 976 648
8907909000	Other floating structures	101 056	2 230 850	771 665	14 899 931
8908000000	Articles of headings 89.01-89.06 imported for breaking up	0	77 055	0	223 649
9001101000	Optical fibres, optical fibre bundles & cables for telecom. & other elect	27 637	6 638 557	1 704 225	16 849 088
9001109000	Optical fibres, optical fibre bundles & cables for other purpose	1 980	192 009	51 694	2 575 884
9001200000	Sheets & plates of polarising material	35	48 808	432	188 045
9001300000	Contact lenses	52 645	767 038	4 811 006	62 666 268
9001400000	Spectacle lenses of glass	2	9 389	173	84 787
9001500000	Spectacle lenses of other materials	7 200	87 422	547 234	4 600 636
9001901000	Lenses & optic elements for photographic or cinematographic camera	18 979	110 369	1 440 673	13 343 309
9001909010	Lenses & prisms for lighthouses/beacons	513	1 612	84 430	114 742
9001909090	Other elements of glass not optically worked	5 587	101 026	1 599 383	19 421 491
9002111000	Objective lenses for cinematographic projector	2	3 279	154	19 341
9002119000	Objective lenses for cameras & other projector	7 807	69 206	275 733	2 323 983
9002190000	Objective lenses for other instruments & apparatus	1 555	29 237	155 918	918 060
9002201000	Filters for cinematographic projectors	0	38	0	613
9002202000	Filters for cinematographic cameras, photographic cameras & other	890	22 262	1 390	266 772
9002203000	Filters for telescopes/microscopes	2	2 188	106	144 963
9002209000	Filters for other instruments & apparatus	44 451	411 273	71 000	1 170 441
9002901000	Lenses & prisms for lighthouses/beacons	0	1 290	0	6 227
9002902000	Lenses & prisms for cinematographic projectors	0	1	0	325
9002903000	Lenses & prisms for cinematographic camera, photographic cameras &	182	4 001	37 576	383 745
9002904000	Lenses & prisms for medical & surgical instruments	0	55	0	1 915
9002909000	Lenses & prisms for other instruments	6 211	48 473	538 760	3 471 727
9003110000	Frames & mountings for spectacles, goggles of plastics	151	13 625	5 669	324 258
9003190000	Frames & mountings for spectacles, goggles of other materials	16 373	167 083	185 627	2 315 936

I.3. IMPOR MENURUT KOMODITI / IMPORT BY HS COMMODITY
***** NOVEMBER/NOVEMBER 2011 *****

HS	Uraian Komoditi Commodity Description	Berat Bersih / Net Weight (Kg)		Nilai / Value C.I.F (US\$)	
		Bulan ini Current Month	Kumulatif Cum.Jan. to date	Bulan ini Current Month	Kumulatif Cum.Jan. to date
9003900000	Parts of frames&mountings forspectacles, goggles&the like	19 288	118 737	184 426	2 560 396
9004100000	Sunglasses	101 067	759 223	876 923	8 258 843
9004901000	Corrective spectacles	67 510	462 004	465 040	3 764 892
9004902000	Corrective goggles	873	2 799	1 311	9 855
9004905000	Protective goggles	1 259	15 979	5 070	181 628
9004909000	Other spectacles & goggles	187 903	1 528 305	542 678	7 042 737
9005100000	Binoculars	6 424	56 923	16 633	2 238 011
9005801000	Astronomical instrumens, excludinginstruments for radio-astronor	789	19 359	3 168	83 976
9005809000	Monoculars & oth optical telescopes	4 732	91 404	12 634	6 640 337
9005901000	Parts&accessories (incl mountings) forastron.cal instr.ex.instrum.f	0	67	0	801
9005909000	Parts&accessories (include mountings)for oth optical telescopes	741	6 133	9 468	2 003 042
9006101000	Laser photo plotters	0	5 838	0	39 652
9006109000	Oth cameras of a kind used forpreparing printing plates/cylinders	3	405	249	154 417
9006300000	Cameras specially design for underwater use for aerial survey, mer	342	1 572	123 711	1 375 450
9006400000	Instant print cameras	22	7 146	2 265	187 368
9006510000	Oth cameras with a slr, for roll filmof a width <= 35 mm	2	277	3	3 690
9006520090	Other cameras for roll film of a width> 35 mm	18 544	330 522	92 234	2 593 277
9006530010	Cameras of a kind used for rec. doc onmicrofilm, microfiche	0	3	0	442
9006530090	Cameras of oth. a kind used for rec.doc on microfilm, microfiche	79	92	6 237	7 481
9006591000	Lasers photo plotters/imagesetterswith raster image processor	3 205	6 888	15 000	322 845
9006599010	Camr. of a kind used for recording doc.on mic.film, microfiche/oth	3	78	321	3 809
9006599090	Other camera for recording documenton mic.film, microfiche/oth	169	4 641	286 786	378 441
9006610000	Discharge lamp ("electronic") flashlight	32	38 974	166	94 411
9006690000	Oth photographic flashlight apparatus& flashbulbs	127	30 268	4 943	143 195
9006911000	Parts & accessories for laser photoplotters of subhd 9006.10.10	0	2 620	0	12 725
9006913000	Parts & accessories for cameras of subhead. 9006.40.00 to 9006.50	122	119 702	15 146	572 294
9006919000	Other parts & accessories for cameras	367	26 208	11 717	166 024
9006991000	Parts & accessories for photographicflash-light apparatus	1 589	27 853	6 262	3 416 356
9006999000	Parts & accessories not for photograpflash-light apparatus	1 960	20 337	5 080	965 178
9007110000	Cinematographic cameras for film ofwidth <16 mm/for double-8 n	0	20	0	1 027
9007190000	Other cinematographic cameras	644	24 132	13 223	520 999
9007201000	Projectors for film of <16 mm in width	5 019	14 729	15 998	52 865
9007209000	Oth projectors whether/not incorp.sound recording/reproducing a	21 830	69 347	4 049 606	12 920 779
9007910000	Parts and accessories for cameras	5 529	113 518	81 713	1 603 929
9007920000	Parts and accessories for projectors	20 701	81 385	724 511	8 063 826
9008100000	Slide projectors, oth thancinematographic	1 156	5 055	4 915	23 966
9008300000	Other image projectors	109 251	703 103	317 235	3 408 934
9008409000	Other photographic enlargers andreducers (other than cinematogr	32	7 111	2 850	38 526
9008901000	Parts and accessories of the goods ofsubheading 9008.20.00	0	1 021	0	3 000
9008909000	Parts and accessories of other imageprojectors	85	6 597	6 208	157 500
9010100000	Apparatus and equipment forautomatically developing x-ray film	11 853	97 823	530 173	1 408 408
9010501000	App. for the projec./drawing of circ.patt.on sensit.substrates for r	0	9 034	0	310 389
9010509000	Oth app&equip for p.grap (includingcinematographic); negatoscop	21	585	1 970	79 149
9010600000	Projection screens of 300 inchesor more	108 160	871 031	341 436	3 096 229
9010901000	Parts&acc. for projection screens,/for articles of subheading 9010.	11	3 600	214	12 478
9010903000	Parts&acc.of app for the projection/drawing of circuit patt. of PCB	0	348	0	6 716
9010909000	Parts & acc.of oth apparatus&equipfor photographics laboratories	1 867	206 911	56 704	2 869 062
9011100000	Stereoscopic microscopes	4 262	36 202	740 438	3 542 412
9011200000	Other microscopes, for photomicrograpcinephotomicrography/mi	187	54 835	15 719	1 274 179
9011800000	Other microscopes	1 893	110 374	211 674	4 885 704
9011900000	Parts and accessories of stereoscopicmicroscope	2	837	89	92 412
9012100000	Microscopes oth than optical microscopediffraction apparatus	668	21 653	124 047	838 443
9012900000	Parts and accessories for microscope	0	582	0	48 559
9013100000	Telescopic sights for fitting to armsperiscopes; telescopes design t	173	788	73 218	203 502
9013200000	Lasers, other than laser diodes	872	8 373	516 945	801 582
9013801000	Optical error verifications&repairapp.for PCB/PWBs&PCAs	0	1 733	0	48 110
9013802000	Liquid crystal devices	24 387	136 685	1 544 910	8 824 886
9013809000	Other devices, appliances&instrumentsof other optical appliances	5 085	121 386	705 630	12 654 688
9013901000	Parts & accessories of goods ofsubheading 9013.20.00	1 899	2 584	28 960	118 834
9013903000	Parts & acc.of goods of sub head.9013.10.00/9013.80.00	0	994	0	20 741
9013904000	Parts&acc.of optic error verification&repair app for PCB/PWBs&PC	13	15	116	224
9013909000	Parts&accessories of other goods ofsubheading 90.13	489	31 050	8 441	1 474 184
9014100000	Direction finding compasses	9 106	142 713	427 455	918 794
9014200000	Instrum.&appl.for aeronautical/spacenavigation (other than comp	186	5 432	80 572	2 272 203
9014801000	Navig'nal instrum.&appl.used on ships,work with an automatic dat	578	31 610	8 517	677 185
9014809000	Other navigationalinstruments&appliances	13 594	78 512	3 247 027	9 643 608
9014901000	Parts&acc.of ships navig'nal instrumwork with an automatic data p	0	15 450	0	4 907 477
9014909000	Parts&accessories of oth navigationalinstruments&appliances	2 823	138 803	142 866	1 348 125
9015101000	Rangefinders used in photography&cinematography	29	189	817	1 831
9015109000	Other rangefinders	9 205	50 332	124 648	15 454 032
9015200000	Theodolites and tachymeters(tacheometers)	9 161	66 273	281 085	935 666

I.3. IMPOR MENURUT KOMODITI / IMPORT BY HS COMMODITY
***** NOVEMBER/NOVEMBER 2011 *****

HS	Uraian Komoditi Commodity Description	Berat Bersih / Net Weight (Kg)		Nilai / Value C.I.F (US\$)	
		Bulan ini Current Month	Kumulatif Cum.Jan. to date	Bulan ini Current Month	Kumulatif Cum.Jan. to date
9015300000	Levels [measuring higher of ground]	17 407	121 457	42 396	394 788
9015400000	Photogrammetrical surveying instruments & appliances	30 296	131 303	184 266	1 190 321
9015801000	Radio sonde and radio wind apparatus	406	11 350	118 348	204 126
9015809000	Other instruments&appliancesfor surveying	48 997	549 104	2 263 545	38 157 157
9015900000	Parts&accessories of surveying instruments and appliances	101 048	1 234 299	6 611 937	73 622 240
9016001000	Balances of a sens'vity of 5cg/better,w/without their weights, elec	2 143	137 735	48 404	5 161 839
9016009000	Balances of a sens'vity of 5cg/better,w/without their weights,not e	37 358	381 331	160 754	1 950 920
9017101000	Plotters whether i/o units of hd 84.71 or drawing/drafting of head	1 574	27 752	6 736	388 080
9017109000	Other drafting tables & machines,whether/not automatic	101 162	270 865	560 058	2 569 242
9017201000	Rulers	14 592	344 291	30 338	729 098
9017203000	App.for the project/drawing of circ.patt.on sens'zed subs's for mfc	2	44 662	299	116 513
9017204000	Photo plotters for the manufacture ofPCB/PWBs	0	9	0	1 159
9017205000	Plotters whether i/o units of h 84.71/drawing/drafting machines o	514	514	39 703	39 703
9017209000	Other drawing, marking-out/mathematical calculating instruments	56 529	743 881	334 097	2 023 956
9017300000	Micrometers, callipers and gauges	46 067	456 727	1 328 829	13 114 366
9017800000	Other instruments micrometerscallipers&gauges	358 360	3 691 623	1 309 837	10 848 417
9017902000	Parts&acc.of app.for the project/drwgof circ.patt.on sens.sub's'tes	1	1 117	9	148 914
9017903000	Parts&acc.of photo plotters for themanufac. of PCB/PWBs	252	763	26 115	93 816
9017904000	Parts&acc.incl.PCA of plotters whetheri/o units of head 84.71/of h	0	841	0	74 549
9017909000	Parts and accessories of otherinstruments	3 099	79 928	33 417	1 532 404
9018110000	Electro-cardiographs	3 606	27 859	332 487	1 900 240
9018120000	Ultrasonic scanning apparatus	13 026	66 267	2 334 828	10 842 169
9018130000	Magnetic resonance imagingapparatus	111 165	231 789	2 223 268	7 268 260
9018140000	Scintigraphic apparatus	8	5 598	2 186	592 056
9018190000	Other electro-diagnostic apparatus	55 190	501 485	4 926 957	45 761 816
9018200000	Ultra-violet/infra-red ray apparatus	2 436	44 607	25 353	308 770
9018311000	Disposable syringes	76 805	1 056 020	633 307	7 951 332
9018319000	Other syringes, with/without needles	48 604	469 531	708 062	6 862 384
9018320000	Tubular metal needles and needles forsutures	26 341	514 454	277 650	5 413 532
9018391000	Oth. catheters	35 010	388 205	711 319	5 960 254
9018392000	Oth.tubular metal needles and needlesfor sutures	12 955	166 206	337 789	2 308 568
9018399000	Other instruments and appliances,used in dental science	263 764	4 135 415	1 943 745	29 024 232
9018410000	Dental drill eng.,whether/not comb.on a single bs with oth dental	0	36	0	1 532
9018490000	Oth.dental drill eng.,whether/not comb.on a single bs with oth dei	685	44 784	25 193	567 167
9018500000	Other ophthalmicinstruments&appliances	18 860	69 750	1 745 092	5 618 921
9018902000	Intravenous administration set (adult)	63 828	374 819	508 056	5 301 138
9018903000	Electronic instruments and appliances	19 597	266 370	1 919 412	9 662 179
9018909000	Other instruments&appliances inmedical	672 606	6 181 227	8 113 027	57 382 155
9019101000	Electr. mechano-therapy appl.massageapparatus	12 240	275 496	113 405	2 758 354
9019109000	Oth. electr. mechano-therapy appl.massage app.	18 942	381 767	308 198	2 513 410
9019200000	Ozone therapy,oxygen therapy, aerosoltherapy, artificial respiratic	46 516	308 725	3 014 790	11 193 169
9020000000	Oth breathing appl.&gas masks, excl.protec.masks having neith. m	6 569	181 788	187 274	5 446 373
9021100000	Orthopaedic/fracture appliances	12 239	100 535	126 553	1 287 158
9021210000	Artificial teeth	1	11 945	41	45 819
9021290000	Other artificial teeth	0	561	0	3 073
9021310000	Artificial joints	0	33	0	159
9021390000	Other artificial joints	0	34	0	34 260
9021400000	Hearing aids, excluding parts andaccessories	0	3 355	0	8 433 678
9021500000	Pacemakers for stimulating heartmuscles,excluding parts&access	0	2 795	0	818 000
9021900000	Oth appl.which are worn/carried/implanin the body,to comp'ate fi	20 115	160 313	153 192	70 135 929
9022120000	Computed tomography apparatus	27 300	162 969	3 461 893	19 077 704
9022130000	Oth. computed tomography apparatusfor dental use	2 575	9 539	201 238	648 189
9022140000	Oth. computed tomography apparatusfor medical, surgical/veterir	109 838	310 703	9 316 431	24 329 387
9022191000	X-ray app for the physical inspectionof solder joints on PCB/PWB a	10 091	45 868	523 565	2 095 594
9022199000	X-ray apparatus for other uses	7 596	124 060	380 777	4 689 398
9022210000	Alpha,beta/gamma radiations app formedic.surgical,dental/veterir	0	13 639	0	286 370
9022290000	Alpha, beta/gamma radiationsapparatus for other uses	2 512	14 415	2 104 961	4 498 645
9022300000	X-ray tubes for medical, surgical,/veterinary uses	329	4 146	103 213	1 289 492
9022901000	Parts&acc.of x-ray app f the physicalinspec.of solder joints on PCA	589	7 047	206 943	2 036 632
9022909000	Parts & accessories for other x-ray,alpha,beta/gamma radiations a	4 912	64 988	523 150	2 546 824
9023000000	Instrum. app.&models,for demonstra'nalpurp.(exam. in education	68 774	497 606	2 865 019	22 457 454
9024101000	Machines and appliances for testingmetals, electrically operated	3 732	229 392	488 759	7 091 627
9024109000	Machines and appliances for testingmetals, non-electrically operat	8 643	87 810	206 253	2 920 142
9024801000	Machines & appliances for testingother material, electrically oper	13 190	138 172	591 995	8 967 291
9024809000	Machines &appliances for testing othermaterial, non-electrically o	16 692	126 216	805 349	5 442 991
9024901000	Parts&acc. for elec. operated machinesand appliances for testing r	1 398	54 447	83 145	2 887 986
9024902000	Parts&acc.for non-elect'ly operatedmachines&appl. for testing m	42	14 418	1 044	263 374
9025110000	Thermometers&pyrometers not combinedwith oth instruments, li	3 802	81 295	165 887	1 040 898
9025191000	Thermometers&pyrometers not combinedwith oth instruments, e	11 848	185 334	379 445	4 962 766
9025192000	Thermometers&pyrometers not combinedwith oth instruments, n	472	34 241	28 705	704 268
9025801000	Temperature gauges for motor vehicles	1 554	25 792	13 182	365 618

I.3. IMPOR MENURUT KOMODITI / IMPORT BY HS COMMODITY
***** NOVEMBER/NOVEMBER 2011 *****

HS	Uraian Komoditi Commodity Description	Berat Bersih / Net Weight (Kg)		Nilai / Value C.I.F (US\$)	
		Bulan ini Current Month	Kumulatif Cum.Jan. to date	Bulan ini Current Month	Kumulatif Cum.Jan. to date
9025802000	Oth. temperature gauges for motor vehic.electrical	20 384	197 396	192 038	2 728 602
9025803000	Oth. temperature gauges for motor vehic.non electrical	5 328	166 341	68 763	693 252
9025901000	Parts and accessories for electricallyoperated instruments	11 382	192 152	191 683	2 733 623
9025902000	Parts & accessories for non-electrically operated instruments	1 177	29 689	45 375	514 017
9026101000	Level gauges for motor vehicleselectrically operated	13 220	132 633	238 996	2 490 457
9026102000	Level gauges for motor vehicles notelectrically operated	11 681	124 294	174 465	1 676 450
9026103000	Oth measur/checking the flow/level ofliquids instrum.,elec.oprt	32 481	448 523	1 466 128	22 187 378
9026109000	Oth measur/checking the flow/level ofliquids instrum.,not elec.op	24 556	297 533	952 810	7 868 611
9026201000	Pressure gauges for motor vehicles,electrically operated	28 445	277 415	913 533	7 683 687
9026202000	Pressure gauges for motor vehicles,not electrically operated	10 742	97 888	245 609	1 810 360
9026203000	Other measuring/checking pressureinstruments, electrically opera	40 660	525 023	1 068 165	12 981 246
9026204000	Other measuring/checking pressureinstruments, not electrically op	32 522	496 638	292 905	7 035 396
9026801000	Oth instruments/app. for measuring, electrically operated	47 969	984 570	1 715 551	17 537 737
9026802000	Oth instruments/app. for measuring,not electrically operated	33 357	319 296	689 778	6 892 742
9026901000	Parts&acc. for electrically operatedinstruments and apparatus	60 007	519 633	6 954 507	27 363 632
9026902000	Parts&acc.for nn-electrically operatedinstruments and apparatus	19 236	278 226	222 735	3 740 505
9027101000	Gas/smoke analysis apparatus,electrically operated	8 336	94 525	878 977	5 261 911
9027102000	Gas/smoke analysis apparatusnot electrically operated	3 716	22 880	317 703	1 743 490
9027201000	Chromatographs&elektrophoresis instrum, electrically operated	1 267	19 501	190 753	1 855 886
9027202000	Chromatographs&elektrophoresis instrum, not electrically operate	690	13 821	12 389	256 672
9027301000	Spectrometers,sp.photometers&sp.graphsuse optic radiat,elect'ly	11 259	49 809	670 085	5 924 185
9027302000	Spectrometers,sp.photometers&sp.graphsuse optic radiat,nt-elect	8 644	43 192	1 142 896	4 598 308
9027501000	Oth instrum.&app.using optic radiat'ns(uv, visible, ir), elect'ly ope	7 391	55 605	1 465 847	10 255 523
9027502000	Oth instrum.&app.using optic radiat'ns(uv,visible,ir),not-elect'ly o	46	10 356	16 583	631 384
9027801000	Exposure meters	1 751	16 918	548 811	3 110 857
9027802000	Coagulometers	298	152 047	42 672	1 136 314
9027803000	Other instruments and apparatuselectrically operated	7 036	161 812	901 974	9 622 193
9027804000	Other instruments and apparatusnot electrically operated	328	8 043	86 979	729 521
9027901000	Parts&acc.includg PCA of h 90.27,othfor gas/smoke analysis app.&	1 016	24 319	240 185	2 217 581
9027909100	Parts&acc. of gas/smoke analysis app.and microtomes, electrically	7 984	71 704	259 330	1 809 936
9027909900	Parts&acc. of gas/smoke analysis app.µtomes,not-electricall	9 060	69 194	273 257	4 167 732
9028101000	Gas meters of a kind mounted in gascontainers	78 196	479 347	689 487	5 810 071
9028109000	Other gas meters of kind mountedin gas containers	884	73 348	31 313	842 089
9028201000	Totalizing water meters	1 439	663 496	37 817	3 591 411
9028209000	Other liquid meters	9 647	71 619	125 246	1 566 091
9028301000	Kilowatt hour meters	402 993	2 660 417	9 199 680	60 831 984
9028309000	Other electricity meters	53 532	511 964	675 565	5 268 535
9028901000	Water meter housings/bodies	116 570	785 894	776 226	8 491 902
9028909000	Oth parts&accessories of gas, liquid/electricity supply/production	67 209	726 591	970 266	11 642 262
9029102000	Taximeters	2 439	6 810	4 648	28 942
9029109000	Mileometers, pedometers and the like	12 531	163 664	199 047	3 087 895
9029201000	Speedometer for motor vehicles	83 438	802 634	1 277 783	10 994 674
9029202000	Tachometers for motor vehicles	68 590	557 369	940 798	7 449 585
9029209000	Oth speed indicators&tachometers;stroboscopes	64 782	643 897	2 524 293	24 484 485
9029901000	Parts&acc.of goods of sub h 9029.10/of stroboscopes of subheadir	26 649	198 128	361 436	2 972 249
9029902000	Parts and accessories of goods ofsubheading 9029.20	116 224	2 243 147	4 033 926	54 850 787
9030100000	Instruments & apparatus for measuring/detecting ionising radiati	825	11 723	245 402	2 172 284
9030200000	Cathode-ray oscilloscopes &cathode-ray oscillographs	3 811	59 196	222 181	1 359 236
9030310000	Multimeters without a recording device	16 979	465 772	105 353	1 691 425
9030320000	Multimeters with a recording device	6 483	75 896	25 842	793 611
9030331000	Instruments and apparatus for measuring/check voltage without a	10 198	106 798	162 846	2 707 386
9030332000	Impedance-measuring instruments andapparatus designed to prov	6 905	51 651	91 155	1 268 788
9030333000	Ammeters and voltmeters for motorvehicles	1 458	17 756	18 765	219 415
9030339000	Oth instr&app for meas'g/check.voltagecurr.resist./power,w/o rec	53 710	457 047	1 202 905	6 124 887
9030390000	Other heading 90.30with a recording device	33 311	195 150	1 054 200	9 341 781
9030400000	Other instruments and apparatus,designed for telecommunication	659	15 731	115 001	7 214 799
9030821000	Wafer probers	84	3 672	1 939	87 111
9030829000	Oth instrum.&app.for measuring/checking semiconductor wafers/	4 497	47 871	109 569	2 713 039
9030841000	Instruments & app., with a recordingfor measure, check electrical	169	18 732	46 431	1 324 700
9030849000	Oth instru. and app., with a recordingfor measure, check electrical	1 870	41 016	13 766	1 572 521
9030891000	Instru.&app.s,w/o recording device forgoods other than subheadir	184	11 634	71 641	441 446
9030899000	Other instruments & apparatus,without recording device	47 749	291 425	418 430	8 452 023
9030901000	Parts&accessories including PCA ofgoods of subhead 9030.40&90:	1 118	32 640	98 863	3 409 787
9030902000	Parts&acc. of instrum.&app for measure/check elect'al quantities	576	4 249	111 175	514 642
9030903000	Parts&acc.of optical instrum.&appl.for measuring/checking PCB/PI	6 713	9 773	76 765	289 573
9030909000	Other parts&accessories of goods ofhead 90.30	4 581	160 028	400 012	8 742 176
9031101000	Machines for balancing mechanicalparts, electrically operated	33 333	493 407	1 730 561	15 822 635
9031102000	Machines for balancing mechanicalparts, not electrically operated	5 310	11 838	68 518	189 037
9031201000	Test benches, electrically operated	25 248	239 404	903 074	4 933 926
9031202000	Test benches,not electrically operated	1 313	39 715	30 508	841 210
9031410000	Oth optical instrum.&appl. for inspec.s.cond.wafers/devices/p.mas	145	6 023	11 126	554 123

I.3. IMPOR MENURUT KOMODITI / IMPORT BY HS COMMODITY
***** NOVEMBER/NOVEMBER 2011 *****

HS	Uraian Komoditi Commodity Description	Berat Bersih / Net Weight (Kg)		Nilai / Value C.I.F (US\$)	
		Bulan ini Current Month	Kumulatif Cum.Jan. to date	Bulan ini Current Month	Kumulatif Cum.Jan. to date
9031491000	Optic' instrum&appl.for measur surfaceparticulate contamn. on s.i	2 593	13 270	105 753	321 034
9031492000	Optical error verification&repair app.for PCB/PWBs and PCAs	0	1	0	1 579
9031493000	Optical instrum.&appl. for measuring/checking PCB/PWBs&PCAs	0	30 206	0	1 055 635
9031499000	Other optical instruments andappliances for other purposes	10 086	385 019	956 016	14 491 078
9031801100	Cable test equipment, electricallyoperated	18 843	224 423	917 549	9 826 709
9031801900	Cable test equipment, not electricallyoperated	704	24 062	100 071	1 285 709
9031809200	Other instruments, appliances&machinesof head 90.31, electrical	131 332	1 552 570	8 167 926	63 341 156
9031809900	Other instruments, appl.&machines ofhead 90.31, not electrically	17 346	363 368	1 165 945	11 379 874
9031901100	Parts&acc.incl.PCA of optical instrum.&appl.for inspecting s.cond.	8 660	50 802	1 446 747	6 902 656
9031901200	Parts&acc.of optical error verifc.&repair app.for PCB/PWBs&PCAs	73	1 701	7 087	108 056
9031901300	Parts&acc.of optic. miscroscopes fittedw/equip.for hand&trans.of s	2 651	17 236	97 529	793 451
9031901900	Parts&accessories for otherelectrically operated equipment	9 152	200 061	391 842	9 449 970
9031902000	Parts&accessories for non-electricallyoperated equipment	25 026	351 754	476 294	5 914 775
9032101000	Thermostats, electrically operated	113 007	1 007 912	1 271 551	11 626 313
9032102000	Thermostats, not electrically operated	7 148	89 611	146 388	1 352 959
9032201000	Manostats, electrically operated	679	44 115	33 095	554 401
9032202000	Manostats, not electrically operated	1 381	168 626	19 323	1 101 370
9032810000	Hydraulic/pneumatic regulating/ctrlinginstruments and apparatus	48 651	313 790	850 864	5 353 237
9032891000	Instru.&app.fitt.with anautomatic dataprocess.mach. for controll t	55 561	365 664	2 165 249	7 717 840
9032892000	Automatic instrum.&app.for controllingchem./electro-chem.soluti	1 392	11 587	21 726	126 975
9032893100	Automatic regulating voltage units(stabilizers)	206 339	1 971 316	1 099 544	6 371 111
9032893900	Oth automatic regulating/controllinginstrum.&app., electrically op	30 377	522 246	1 939 768	25 142 726
9032899000	Oth automatic regulating/controllinginstrum.&app.not electrically	151 357	1 945 096	5 503 424	52 833 144
9032901000	Parts and accessories of goods ofsubheading 9032.89.10	121	1 113	11 083	116 231
9032902000	Parts and accessories of goods ofsubheading 9032.89.20	20	554	335	32 291
9032903000	Parts and accessories of other goods,electrically operated	17 228	213 301	515 364	4 322 240
9032909000	Parts and accessories of other goods,not electrically operated	57 254	579 606	1 556 867	16 506 891
9033001000	Parts&acc. for machines,appl.,instrum.of chapter 90 for elect'ly op	67 212	425 658	3 692 186	15 539 773
9033002000	Parts&acc. for mach.appl.,instrum.ofchap. 90 for not electrically op	5 804	188 398	169 871	2 992 578
9101110000	Elec'ly wrist-watches,whether/not withastopwatch fac'ty,wi mech	307	2 742	197	4 380
9101190000	Elec'ly wrist-watches,whether/not withastopwatch facility,with otl	29 532	57 434	184 843	397 023
9101210000	Other wrist-watches, whether/not withastop-watch fac'ty,w autor	65	469	16 286	79 976
9101290000	Oth wrist-watches,whether/not withastop-watch fac'ty,w non aut	1 637	45 658	43 507	412 638
9101910000	Other wrist-watches, electricallyoperated	0	91	0	667
9101990000	Other wrist-watches, not electricallyoperated	4 337	98 700	28 149	551 040
9102110000	Elec'ly wrist-watches oth head 91.01,wh'er/not w astop.w. fact,w	9 261	76 358	821 724	6 116 442
9102120000	Elec'ly wrist-watches oth head 91.01,w/nw a s.watch fac'ty,w op-e	684	1 995	73 096	186 804
9102190000	Elec.ly wrist-watches othh91.0,whether/not w/astopwatch fact,w	38 009	681 314	227 849	2 690 942
9102210000	Oth wrist-watches oth h91.01, whether/nt with a s.watch fac'ty,w.	0	4 458	0	190 266
9102290000	Oth wrist-watches oth h91.01, whether/nt w/a s.watch fac'ty,w/n.	62 892	826 733	400 835	6 606 054
9102911000	Stop-watches, electrically operated	1 305	35 035	16 647	1 056 255
9102919000	Other wrist-watches oth head 91.01,electrically operated	69	53 287	8 194	596 525
9102990000	Other wrist-watches oth head 91.02,electrically operated	94 049	727 244	203 564	1 524 922
9103100000	Clocks with watch movements, excludingclocks ofh91.04.,electrica	0	1 902	0	5 548
9103900000	Clocks with watch movements, excludingclocks ofh91.04.,not elec	124	15 429	2 223	165 764
9104001000	Instrument panel clocks & clocks of asimilar type, for vehicles	1 726	36 566	112 330	3 394 025
9104002000	Instrument panel clocks & clocks of asimilar type, for aircraft	8	37	216	33 898
9104003000	Instrument panel clocks & clocks of asimilar type, for vessels	0	557	0	2 296
9104009000	Instrument panel clocks & clocks of asimilar type, for spacecraft	173	215	737	1 804
9105110000	Alarm clocks, electrically operated	22 900	91 486	85 534	493 493
9105190000	Alarm clocks,not electrically operated	65 862	406 810	106 653	762 984
9105210000	Wall clocks, electrically operated	29 522	310 295	164 946	1 792 674
9105290000	Wall clocks, not electrically operated	6 356	125 862	25 140	411 406
9105910010	Marine and similar chronometers(oth. than clocks of heading 91.0	0	256	0	11 495
9105910020	Public clocks for building; clocks forcentralised electric clock syter	0	85	0	18 191
9105910090	Oth. Clocks, electrically operated	262	31 188	4 557	124 783
9105990010	Oth. marine and similar chronometers(oth. than clocks of heading	0	1 747	0	2 053
9105990020	Oth. public clocks for building; clockfor centralised electric clock sy	0	38	0	3 067
9105990090	Oth. Clocks, not electrically operated	3 343	31 887	14 729	128 409
9106100000	Time-registers; time-recorders	3 659	72 193	92 069	553 137
9106900000	Oth time record.&intervals of time appw/clock/watch move./with	39 110	333 989	445 089	3 989 755
9107000000	Time switches with clock/watchmovement/with synchronous mot	23 391	188 201	266 127	2 839 177
9108110000	Watch move., comp.&assem. with mech.display only, electrically c	0	220	0	8 964
9108190000	Other watch movements, complete &assembled, electrically oper	0	6 412	0	29 404
9108200000	Watch move., comp.&assem. with mech.-with automatic winding	0	3	0	571
9108900000	Other watch movements, complete &assembled, not electrically o	1 311	2 935	4 104	9 167
9109110000	Clock movements of alarm clocks,compl.and assembled, electrical	0	19 121	0	63 999
9109190000	Clock movements of oth clocks, compl.&assembled, electrically op	0	54 192	0	247 695
9109900000	Clock movements, complete andassembled, not electrically operai	47	20 039	335	67 812
9110110000	Complete movements, unassem./partlyassem.(movement sets) of	1 775	65 438	20 431	390 945
9110900000	Oth. compl/incomplete movements,unassem.or assembled (move	406	35 148	2 030	154 035

I.3. IMPOR MENURUT KOMODITI / IMPORT BY HS COMMODITY
***** NOVEMBER/NOVEMBER 2011 *****

HS	Uraian Komoditi Commodity Description	Berat Bersih / Net Weight (Kg)		Nilai / Value C.I.F (US\$)	
		Bulan ini Current Month	Kumulatif Cum.Jan. to date	Bulan ini Current Month	Kumulatif Cum.Jan. to date
9111200000	Watch cases of base metal, whether or not gold/silver-plated	107	3 718	362	35 865
9111800000	Other watch cases	1 767	38 626	15 228	139 004
9111900000	Parts of watch cases	2 048	12 096	4 005	30 277
9112200000	Clock cases and cases of a similar type for other goods of this chapter	0	28 106	0	95 961
9112900000	Part of clock cases & cases of a similar type for other goods of this chapter	33	1 075	376	17 459
9113100000	Watchstraps, watch band & watch bracelet of precious metal/ of metal	0	137	0	856
9113200000	Watchstraps, watch bands & bracelets, of base metal, whether/ not gold	4	4 808	1 208	56 935
9113900000	Other watchstraps, watch bands & watch bracelets	15 128	174 686	117 010	905 286
9114100000	Springs, including hair-springs of clock/watch	6	1 103	1 177	5 251
9114200000	Jewels of clock/watch	0	183	0	7 045
9114300000	Dials of clock/watch	0	15 746	0	49 208
9114400000	Plates and bridges of clock/watch	0	876	0	1 852
9114900000	Other parts of clock/watch	14 398	265 855	43 921	898 887
9201100000	Upright pianos	23 310	378 008	53 269	691 367
9201200000	Grand pianos	11 513	48 970	58 428	463 108
9201900000	Other pianos, including automatic pianos; harpsichords & other keyboard instruments	260 840	801 648	2 220 136	4 154 703
9202100000	String musical instruments played with a bow	3 019	53 065	22 323	380 666
9202900000	Other string musical instruments played	18 559	163 471	246 215	1 929 355
9205100000	Brass-wind instruments	3 949	34 720	48 925	238 375
9205901000	Keyboard pipe organ; harmonium & similar keyboard instrument with reeds	2 307	139 985	2 988	337 442
9205909000	Other keyboard pipe organs, harmoniums with free metal reeds	30 093	599 191	65 577	1 229 327
9206000000	Percussion musical instruments (except drums, xylophones, cymbals, etc.)	56 086	538 548	322 655	2 802 544
9207100000	Keyboard instruments, other than accordions	30 645	263 246	447 634	3 751 018
9207900000	Other musical instruments, the sound is produced/ must be amplified, electric	21 433	211 402	108 550	1 380 776
9208100000	Musical boxes	7 224	75 516	65 988	556 342
9208901000	Decoy calls, call horns & other mouth-blown sound signalling instruments	3 811	16 913	4 575	48 928
9208909000	Other musical instruments not falling within any other heading of this chapter	1 701	25 497	19 511	133 605
9209300000	Musical instrument strings	20 672	164 006	203 294	2 470 852
9209911000	String backs, keyboards and metal frames for upright pianos	247 138	2 104 781	1 102 940	19 091 534
9209919000	Other parts and accessories for pianos	608 423	7 138 470	5 529 165	58 706 668
9209920000	Parts & accessories for the musical instruments of heading 92.02	101 684	1 309 923	1 222 956	18 622 693
9209940000	Parts & accessories for the musical instruments of heading 92.07	179 432	1 530 066	4 581 272	29 269 100
9209990000	Parts & accessories for other musical instruments	81 832	843 713	3 547 823	37 346 481
9301110000	Artillery weapons (for example, guns, howitzers & mortars), self-propelled	0	266	0	2 982
9301190000	Artillery weapons (for example, guns, howitzer & mortars), not self-propelled	0	192 747	0	49 529 572
9301200000	Rocket launchers; flame-throwers; grenade launchers; torpedo tubes & similar	0	10 645	0	1 311 021
9301900000	Other military weapons, other than revolvers, pistols & the arms of heading 93.03/93.04	3 275	19 779	2 714 290	11 299 994
9302000000	Revolvers and pistols, other than those of heading 93.03/93.04	1 299	15 214	886 960	1 948 653
9303209000	Other sporting/target-shooting shotguns, including combination shotguns	1 462	1 462	278 821	278 821
9303309000	Other sporting/target-shooting rifles	0	2 307	0	49 933
9303900000	Other firearms & similar device which operate by the firing of an explosive	0	30 913	0	168 120
9304001000	Air guns, not exceeding 7 kg	0	76	0	3 844
9304009000	Other arms (for example, spring, air/gas guns & pistols), except those of heading 93.03/93.04	0	3 673	0	250 720
9305100000	Parts and accessories of revolvers/pistols	381	1 870	29 191	223 209
9305211000	Shotgun barrels of hunting shotguns, not exceeding 7 kg	0	11 095	0	76 036
9305219000	Shotgun barrels of other shotguns	346	1 368	20 323	363 231
9305291000	Other parts and accessories of hunting shotguns, not exceeding 7 kg	0	1	0	175
9305299000	Other parts and accessories of other shotguns	0	2 262	0	344 127
9305910000	Parts and accessories of military weapons of heading 93.01	3 831	4 623	143 229	1 155 603
9305991000	Parts and accessories of goods of subheading 9304.00.90	8	55	199	7 613
9305999000	Parts and accessories of other arms	4	2 340	2 950	36 157
9306210000	Cartridges for shortgun and air gun	457	45 968	5 857	2 501 477
9306290000	Parts of cartridges, gun pellets	1 931	110 773	903 008	5 149 703
9306301000	Other cartridges & parts thereof use for revolvers & pistols of heading 93.03/93.04	0	859	0	7 906
9306302000	Cartridges for riveting/similar tools or for captive-bolt humane killing	1 610	3 816	33 090	114 515
9306309000	Other cartridges and parts thereof use for other arms	1 203	2 844	70 371	235 686
9306900000	Other cartridges, missiles and similar munitions of war & parts thereof	6 830	153 019	302 326	14 932 011
9307000000	Swords, cutlasses, bayonets, lances & similar arms & parts thereof & scabbards	13	66	4 713	8 065
9401100000	Seats of a kind used for aircraft, convertible into beds	4 467	26 017	67 110	148 397
9401200000	Seats of a kind used for motor vehicles, convertible into beds	110 282	1 024 930	611 915	6 374 638
9401300000	Swivel seats with variable height adjustment	255 008	3 590 376	817 936	10 910 447
9401400000	Seats other than garden seats/camping	12 600	146 727	49 076	430 184
9401510010	Seats of rattan	0	7 738	0	22 629
9401510090	Other seats of rattan	31	5 189	45	17 194
9401590000	Other seats of bamboo/rattan	765	52 430	1 079	106 111
9401610000	Upholstered	494 794	4 029 379	1 672 788	13 412 693
9401690000	Other upholstered	132 353	1 354 295	355 323	3 654 558
9401710000	Other seats, with metal frames, upholstered	610 976	5 581 718	1 667 671	17 353 712
9401790000	Other seats, with metal frames, not upholstered	474 203	6 378 999	1 105 646	13 916 113
9401801000	Baby walkers	23 989	183 294	55 352	494 384
9401809000	Other seats	308 264	2 570 221	728 324	6 326 032

I.3. IMPOR MENURUT KOMODITI / IMPORT BY HS COMMODITY
***** NOVEMBER/NOVEMBER 2011 *****

HS	Uraian Komoditi Commodity Description	Berat Bersih / Net Weight (Kg)		Nilai / Value C.I.F (US\$)	
		Bulan ini Current Month	Kumulatif Cum.Jan. to date	Bulan ini Current Month	Kumulatif Cum.Jan. to date
9401901010	Parts of aircraft seats of plastics	0	16 498	0	125 803
9401901090	Oth parts of aircraft seats of plastics	13 649	97 638	28 125	201 111
9401902000	Parts of baby walkers	0	5 042	0	10 522
9401909100	Parts of seats of goods of subheading9401.20.00/9401.30.00	658 242	5 195 018	5 800 093	44 223 021
9401909910	Oth.of goods of subheading of plastic9401.20/9401.30	251 459	1 942 545	247 335	2 626 494
9401909990	Oth.of goods of subheading9401.20/9401.30	745 726	7 230 150	2 304 140	29 224 573
9402101000	Dentists' chairs	92 429	436 690	996 945	4 322 019
9402103000	Barbers' and hairdressers' chairs andparts	16 833	155 207	96 027	600 338
9402109000	Other dentists, hairdressers & barberschairs and part thereof	3 985	74 552	8 872	463 545
9402901000	Furntr.designed for medical,surgical/veterinary surg.purp.&parts t	66 339	332 429	1 083 019	4 394 514
9402909000	Oth. furntr.design for medical,surgical/veterinary surg.purp.&part:	58 511	740 384	992 510	9 917 898
9403100000	Mtl furniture of a kind used in office	387 578	2 836 658	690 760	6 281 880
9403200000	Other metal furniture	1 280 120	15 197 910	2 443 972	28 075 150
9403300000	Wooden furniture of a kind usedin offices	546 515	5 868 389	757 868	7 427 283
9403400000	Wooden furniture of a kind usedin the kitchen	233 220	1 783 739	311 715	2 654 612
9403500000	Wooden furniture of a kind usedin the bedroom	799 520	9 806 703	1 153 265	15 343 524
9403600000	Other wooden furniture	1 585 425	15 023 096	2 181 413	22 728 521
9403700000	Furniture of plastics	174 122	1 462 887	370 408	5 008 765
9403810010	Bedroom, dining room/living room sets ofrattan	0	4 797	0	6 259
9403810020	Bedroom, dining room/living room sets ofother materials	106 450	318 699	142 904	533 629
9403810030	Furnt. of plas. of kind used in parksgardens/vestibules	0	22 165	0	33 814
9403810040	Fume cupboards for use in medicallaboratories	0	3 474	0	70 744
9403810090	Other furniture of bamboo or rattan	2 630	103 355	6 204	176 521
9403890010	Bedroom, dining room/living roomsets of other materials	67 980	1 269 176	122 130	1 702 532
9403890020	Oth furniture of a kind used in parks,garden/vestibules	179	125 299	150	181 223
9403890030	Fume cupboards for use in medical lab.of cane,osier,bamboo/simi	530	8 270	1 652	35 833
9403890090	Other furniture	163 306	1 979 045	365 838	7 052 483
9403900000	Parts of other furniture	450 232	3 604 826	1 076 249	8 670 402
9404100000	Mattress supports	8 431	343 152	41 091	954 487
9404210000	Mattresses of cell. rubber/plastics,whether/not covered	78 744	510 924	275 308	1 572 696
9404291000	Mattress springs of other materials	45 016	503 504	209 452	2 132 024
9404292000	Mattress of hyperthermia/hyphothermiatype of other materials	0	49	0	709
9404299000	Other mattress of other materials	93 218	1 093 182	135 300	1 355 260
9404300000	Sleeping bags	210	38 234	1 973	232 958
9404901000	Quilts, bedspreads and mattressprotectors	1 078	160 699	11 046	493 479
9404909000	Other articles of bedding and similarfurnishing	46 416	527 208	293 654	3 002 392
9405102000	Surgical lamps of ceiling/walllighting fittings	599	4 414	51 077	234 037
9405103000	Spotlights of ceiling/wall lightingfittings	185 108	1 876 386	820 472	8 466 103
9405109000	Oth chandeliers&oth elec ceiling/walllight.fittng,exc.of apublic spa	313 716	2 911 348	1 898 897	16 779 092
9405201000	Surgical lamps of electric table,desk,bedside/floor-standing lamps	4 752	17 103	312 883	867 201
9405209010	Elect. table of spotlights	7 595	270 137	18 106	868 204
9405209090	Oth. elect. table, desk	164 755	1 605 660	576 625	6 489 705
9405300000	Lighting sets of a kind used forchristmas trees	19 926	133 633	68 250	472 029
9405401000	Surgical lamps, incl. operat lights;pilot lamp assem for elec.-therm	6 857	17 705	46 351	194 618
9405402000	Searchlights	1 178	34 531	11 762	188 320
9405404000	Oth. electr. lamps of spotlights	94 405	852 767	584 973	4 400 438
9405405000	Street lamps/lanterns	91 826	777 208	979 929	7 644 571
9405406000	Other exterior lighting, other thanstreet lamps/lanterns	6 026	253 674	73 265	2 016 561
9405407000	Non-flashing aerodrome beacons;lampsfor railwayloc.aircraft,ship	6 115	68 720	99 978	819 135
9405408000	Pilot lamp assemblies for electrodomestic appliances of heading 8	1 673	15 052	1 800	80 541
9405409010	Fibreoptic operation headlights	124	6 745	2 886	136 984
9405409090	Oth electric lamps,including oth eleclamps&lighting fittings of woc	282 842	2 145 039	2 396 465	13 815 547
9405501100	Non elect. lamps&flighting fittings -of brass, for religius rites	0	2 529	0	9 521
9405501900	Oth. non elect. lamps&flighting fittings	135 272	623 244	172 602	850 356
9405504010	Hurricane lamps of base metal	0	6 786	0	13 257
9405504090	Other hurricane lamps	70 481	590 126	107 879	800 652
9405509011	Oil lamps of brass, used for relig.rites	0	1 237	0	9 095
9405509012	Oil lamps of other base metal,or of wood	0	8 824	0	48 108
9405509013	Oil lamps of plast, stone, ceramic,-glass	98	6 082	271	17 772
9405509019	Other oil lamp of plastic	0	1 292	0	1 726
9405509020	Miners lamps and quarrymens lamps	0	5 839	0	5 575
9405509090	Other miners lamps & quarrymenslamps	9 346	49 731	21 393	153 198
9405601000	Property protection warning signs,street name plates,road&traffic	1 331	87 196	6 555	1 217 956
9405609090	Other property protection warningsigns	57 091	362 599	171 466	1 632 197
9405911000	Parts of glass for surgical lamps	144	144	448	448
9405912000	Parts of glass for spotlights	274	15 624	616	59 524
9405914000	Glass globes and chimneys for otherlamps	576	31 053	2 586	124 221
9405919000	Parts of glass of other lamps	14 841	233 789	47 091	703 272
9405921000	Parts of plastics for surgical lamps	0	162	0	665
9405922000	Parts of plastics for spotlights	1	1 268	16	5 453
9405929000	Parts of plastics for other lamps	440 392	2 921 348	914 946	7 739 138

I.3. IMPOR MENURUT KOMODITI / IMPORT BY HS COMMODITY
***** NOVEMBER/NOVEMBER 2011 *****

HS	Uraian Komoditi Commodity Description	Berat Bersih / Net Weight (Kg)		Nilai / Value C.I.F (US\$)	
		Bulan ini Current Month	Kumulatif Cum.Jan. to date	Bulan ini Current Month	Kumulatif Cum.Jan. to date
9405991000	Lampshades of textile materials	75	43 617	626	115 934
9405999010	Frames for miners/quarrymen lamps	2 160	8 361	9 859	106 053
9405999090	Other, for the miners lamps, surgical	173 863	2 087 337	565 560	6 191 562
9406001000	Greenhouses fitted with mechanical/thermal equipment	6 057	574 858	31 292	938 699
9406009200	Other prefabricated buildings of wood	876	67 679	5 510	151 385
9406009400	Other prefabricated buildings of iron/steel	717 251	10 177 127	1 537 785	22 775 173
9406009900	Other prefabricated buildings of other materials	1 826 244	10 418 620	3 991 108	26 233 320
9503001000	Tricycles, scooters, pedal cars and similar wheeled toys; dolls carriers	372 782	2 804 865	1 146 269	7 583 561
9503002100	Dolls, whether/not dressed	40 227	618 222	149 616	2 908 561
9503002200	Garments and garments accessories; footwear and headgear	5 263	57 557	119 547	854 577
9503002900	Other garments and garment accessories; footwear and headgear	36 462	257 507	180 727	3 668 698
9503003000	Electric trains, including tracks, signals and other accessories therefor	69 404	811 807	220 495	3 088 634
9503004100	Model aircraft assembly kits	565	21 288	18 038	246 723
9503004900	Other model aircraft assembly kits	116 022	1 724 411	952 948	12 450 534
9503005000	Other construction sets and constructional toys, of materials other than wood	2 249	61 639	4 618	206 188
9503006000	Stuffed toys representing animals/non-human creatures, puzzles	18 809	218 500	239 673	1 657 266
9503007100	Toys of jigsaw/picture puzzles	29 422	145 033	137 219	494 491
9503007900	Other toys of jigsaw/picture puzzles	7 349	286 569	26 998	770 345
9503009100	Numerical, alphabetical/animal block/cut-outs; word builder sets;	16 379	128 731	38 288	695 686
9503009200	Skipping ropes	241	5 066	811	30 701
9503009300	Marbles	563 575	5 657 899	151 082	1 400 461
9503009900	Other of goods of sub heading 95.03.00.9	2 574 228	23 683 557	5 961 387	61 774 346
9504100000	Video games of a kind used with a television receiver	141 506	1 547 936	672 361	7 068 546
9504202000	Tables for billiards of all kinds	0	87 273	0	87 437
9504209000	Other articles and accessories for billiards	1 781	112 301	4 507	192 909
9504300000	Other games, operated by coins, banknotes, bank cards, tokens/by other means	92 305	1 839 829	573 224	8 527 999
9504400000	Playing cards	370 302	2 787 784	278 912	2 441 131
9504901000	Bowling requisites of all kinds	0	7 726	0	37 413
9504902000	Darts and parts and accessories of darts	44 570	67 736	25 543	97 718
9504903900	Other tables designed for use with casino games	0	2 080	0	3 118
9504909100	Tables designed for games	4 847	18 049	9 522	41 310
9504909900	Other tables designed for games	28 006	328 285	118 037	1 325 485
9505100000	Articles for Christmas festivities	67 276	689 892	267 281	2 959 060
9505900000	Festive, carnival/other entertainment articles including conjuring tricks & novelty items	178 133	589 124	473 211	2 103 825
9506110000	Skis of snow-skis	64	2 011	2 985	25 864
9506120000	Ski-fastenings (ski-bindings)	0	14	0	731
9506190000	Other snow-ski equipment	14 193	88 163	63 570	481 442
9506210000	Sailboards	35	7 487	1 628	98 235
9506290000	Other water-skis, surf-boards, sailboards & other water-sport equipment	17 312	134 349	55 409	547 638
9506310000	Clubs for golf, complete	3 403	32 461	9 089	127 533
9506320000	Balls for golf	2 947	44 049	6 749	127 927
9506390000	Other golf equipment	6 526	121 851	15 443	357 540
9506401000	Tables tennis	159 818	448 959	175 250	580 111
9506409000	Other articles & equipment for table-tennis	33 635	344 216	82 059	924 908
9506510000	Art. & equip. for lawn tennis rackets whether/not strung	4 611	65 310	57 900	1 951 688
9506590000	Other art. & equip. for lawn tennis rackets	67 581	838 007	160 830	2 249 870
9506610000	Lawn-tennis balls	13 520	50 107	34 363	151 642
9506620000	Inflatable balls	66 431	460 384	522 073	2 612 720
9506690000	Other balls, other than golf balls & table-tennis balls	15 666	159 329	48 447	530 111
9506700000	Ice skates and roller skates, including skating boots with skates attached	52 237	418 230	275 193	2 068 321
9506910000	Artic. & equip. for general physical exercise, gymnastics/athletics	573 727	6 627 403	2 115 938	25 129 497
9506992000	Bows and arrows for archery; crossbows	0	74	0	2 971
9506993000	Nets, cricket pads, shinguards and similar articles	8 936	113 767	75 908	553 625
9506995010	Shuttlecocks	7 330	60 276	29 199	279 628
9506995090	Other articles and equipment for sport but badminton	45 642	409 463	153 927	1 107 252
9506999000	Other articles & equipment for other sports: swimming pools & paddling	19 415	256 788	81 110	1 173 974
9507100000	Fishing rods	88 441	978 162	155 295	2 820 836
9507200000	Fish-hooks, whether/not snelled	55 227	542 203	99 978	1 437 493
9507300000	Fishing reels	91 020	699 482	213 817	2 000 078
9507900000	Other fishing rods, hooks, reels	18 303	257 618	32 851	756 056
9508100000	Travelling circuses and travelling menageries	0	2 708	0	29 045
9508900000	Roundabouts, swings, shooting galleries & other fairground amusements; travelling	132 197	2 080 851	615 339	12 553 089
9601100000	Worked ivory and articles of ivory	821	821	3 637	3 637
9601901000	Worked mother-of-pearl/tortoise-shell & articles of the foregoing	139	3 606	16 779	206 527
9601909000	Other worked mother-of-pearl/tortoise-shell & articles of the foregoing	11	863	1 051	205 013
9602001000	Gelatin capsules for pharmaceutical products	5 968	61 064	110 285	1 505 067
9602002000	Cigar/cigarette cases, tobacco jars and household ornamental articles	317	2 947	1 368	12 656
9602009000	Other worked vegetable/mineral carving material & articles of these materials; of wax	3 036	129 598	13 528	366 555
9603101000	Brushes consisting of twigs/other vegetable material bound together	178 122	1 186 855	326 978	2 268 331
9603102000	Brooms consisting of twigs/other vegetable material bound together	95 927	865 023	124 457	1 246 544
9603210000	Tooth brushes, including dental-plate brushes	169 232	1 688 201	1 619 392	14 177 835

I.3. IMPOR MENURUT KOMODITI / IMPORT BY HS COMMODITY
***** NOVEMBER/NOVEMBER 2011 *****

HS	Uraian Komoditi Commodity Description	Berat Bersih / Net Weight (Kg)		Nilai / Value C.I.F (US\$)	
		Bulan ini Current Month	Kumulatif Cum.Jan. to date	Bulan ini Current Month	Kumulatif Cum.Jan. to date
9603290000	Shaving brushes, hair brush, nail brush, eyelash o. toilet brush for us	42 582	317 121	171 025	1 360 138
9603300000	Artists' brushes, writing brush & similar brushes for the applic. of cos	54 450	366 812	299 933	2 219 304
9603400000	Paint, distemper, varnish/similar brushes; paint pads and rollers	490 308	4 537 718	776 049	7 012 444
9603500000	Other brushes constituting parts of machines, appliances/vehicles	34 830	650 935	151 222	3 015 837
9603901000	Prepared knots and tufts for broom/brush making	6 511	73 374	36 526	189 143
9603902000	Hand-operated mechanical floorsweepers, not motorised	48 859	492 137	197 901	1 775 357
9603904000	Other brushes	187 199	1 901 435	317 320	3 277 235
9603909200	Parts for goods of subheading 9603.90.20	17 803	57 359	47 898	152 843
9603909900	Parts for goods of oth than subheading 9603.90.10	180 119	2 233 116	433 943	6 465 537
9604001000	Hand sieves and hand riddles of metal	397	16 848	2 323	32 198
9604009000	Hand sieves and hand riddles of other material	946	25 205	8 769	116 545
9605001000	Travel sets for personal toilet	4 950	26 502	13 535	384 991
9605009000	Travel sets for sewing/shoe/clothes cleaning	6 586	34 865	8 456	86 856
9606100000	Press-fasteners, snap-fasteners and press-studs and parts therefor	47 136	497 654	693 804	8 913 519
9606210000	Buttons of plastics, not covered with textile	241 177	2 040 966	3 285 875	32 084 692
9606220000	Buttons of base metal, not covered with textil	136 660	1 253 783	2 432 900	20 694 882
9606290000	Buttons of other material	76 850	1 077 886	1 046 315	10 583 153
9606300000	Button moulds & other parts of buttons; button blanks	10 143	125 458	122 329	1 790 328
9607110000	Slide fasteners fitted with chainscoops of base metal	205 355	1 514 267	2 998 969	21 394 337
9607190000	Other slide fasteners	291 473	3 514 543	3 435 324	46 229 621
9607200000	Parts of slide fasteners	328 106	4 476 498	1 369 521	23 063 023
9608101000	Ball point pens of plastics	103 094	758 087	221 850	2 056 976
9608109000	Oth. ball point pens of plastics	165 263	1 396 487	330 104	4 790 682
9608200000	Felt tipped & other porous-tipped pens & markers	43 528	636 337	115 627	2 180 836
9608310000	Indian ink drawing pens	67	5 648	906	37 090
9608391000	Fountain pens	94 876	616 942	128 905	1 035 551
9608399000	Oth. indian ink drawing pens	39 043	346 898	82 761	889 479
9608400000	Propelling/sliding pencils	8 792	255 467	47 435	1 018 698
9608500000	Sets of articles from two/more of the foregoing subheadings	49 310	605 604	124 110	2 049 202
9608601000	Refills for ball point pens of plastics comprising the ball point & ink r	3 686	40 286	12 238	230 095
9608609000	Oth. refills for ball point pens of plst comprising the ball point & ink	7 901	171 141	42 226	2 242 755
9608911000	Pen nibs and nib points of gold or gold plated	0	16	0	11 005
9608919000	Pen nibs and nib points of other material	9 469	131 121	255 677	4 434 011
9608991000	Duplicating stylos	5	59 339	73	81 819
9608999000	Penholders, pencil-holders & similar holder parts of the foregoing ar	68 466	787 935	822 335	9 420 142
9609101000	Black pencils	203 208	1 710 095	785 067	4 815 126
9609109000	Crayons & other pencils with leads encased in a rigid sheath	209 464	1 563 929	310 919	2 846 817
9609200000	Pencil leads, black/colored	62 645	1 202 518	1 131 922	6 850 169
9609901000	Slate pencils for school slates	8 072	47 333	9 500	133 731
9609903000	Pencils & crayons other than those of subheading 9609.10.00	11 386	147 479	13 629	274 111
9609909000	Pastels, drawing charcoals, tailors' chalks	66 241	1 126 332	114 849	2 691 654
9610001000	School slates	59 913	348 155	103 144	592 882
9610009000	Oth slates & boards, with writing/drawing surfaces, whethr/not framed	2 764	156 297	6 148	658 684
9611000000	Date, seal/numbering stamps & the like hands operate	36 572	432 485	162 420	2 940 531
9612101000	Ribbons of textile fabric	20 054	169 071	122 055	1 582 607
9612109000	Ribbons of other materials	90 628	1 082 121	1 208 406	12 758 140
9612200000	Ink-pads	5 021	26 897	10 487	131 102
9613101000	Pocket lighters, gas fuelled, non-refillable of plastics	697 491	3 430 806	1 126 748	9 170 259
9613109000	Oth. pocket lighters, gas fuelled, non-refillable	0	383 490	0	379 801
9613201000	Pocket lighters, gas fuelled, refillable of plastics	118 105	199 309	105 581	205 470
9613209000	Oth. pocket lighters, gas fuelled, refillable	22 436	162 724	45 403	472 949
9613801000	Piezo-elect lighters for stoves & ranges	34 990	217 364	77 830	564 785
9613803000	Cigarette lighters/table lighters, oth than of plastics	0	13 187	0	6 345
9613809000	Other lighters	4 650	101 093	131 862	1 710 772
9613901000	Parts of refilled cartridge/other receptacles	21 337	95 362	25 863	431 919
9613909000	Other parts of lighters other than flints and wicks	65 166	612 593	835 881	6 001 027
9614001000	Roughly shaped blocks of wood/root for the manufacture of pipes	0	15	0	546
9614009000	Oth smoking pipes, cigar, cigarette holders and parts thereof	4 320	15 396	123 900	252 023
9615111000	Hair slides and the like of hard rubbers/plastics	517 968	5 445 243	1 237 039	12 396 011
9615119000	Combs of hard rubbers/plastics	225 343	1 866 877	459 137	4 564 298
9615191000	Hair slides and the like of material other than hard rubbers/plastics	20 072	272 065	100 643	924 763
9615199000	Combs of material other than hard rubbers/plastics	110 526	1 128 597	214 110	2 706 142
9615901100	Decorative hair pins of aluminium	157	918	616	8 464
9615901200	Decorative hair pins of iron/steel	746	17 014	8 664	100 541
9615901900	Oth. decorative hair pins	12 337	191 357	24 666	516 820
9615902000	Parts of decorative hair pins	1	9 084	6	17 889
9615909100	Parts decorative hair pins of aluminium	23 087	142 391	75 671	551 586
9615909200	Parts decorative hair pins of iron/steel	0	17 407	0	8 510
9615909900	Oth. parts of decorative hair pins	6 586	31 887	70 249	212 578
9616101000	Sprays of scent and similar toilet sprays	94 032	1 075 610	748 426	8 151 654
9616102000	Mounts and heads of the sprays	82 285	1 286 151	472 293	6 179 799

I.3. IMPOR MENURUT KOMODITI / IMPORT BY HS COMMODITY
***** NOVEMBER/NOVEMBER 2011 *****

HS	Uraian Komoditi Commodity Description	Berat Bersih / Net Weight (Kg)		Nilai / Value C.I.F (US\$)	
		Bulan ini Current Month	Kumulatif Cum.Jan. to date	Bulan ini Current Month	Kumulatif Cum.Jan. to date
9616200000	Powder-puffs&pads for the applicationof cosmetics/toilet prepara	18 431	208 356	265 187	3 312 729
9617001000	Vacuum flasks and other vacuumvessels	180 125	1 588 390	408 070	3 907 169
9617002000	Parts of vacuum flasks & oth vacuumvessels other than glass inner	91	886	415	9 867
9618000000	Tailor' dummies & oth lay figrs;auto-&oth displ.used for shop winc	25 923	266 593	131 838	2 246 017
9701100000	Paintings, drawings and pastels	13 381	158 735	81 292	955 674
9701901000	Colleges & similar decorative plaquesof cut flower bud,folli/oth pai	0	4 358	0	13 067
9701909000	Colleges & similar decorative plaquesother than of natural cork	3 419	45 206	15 547	596 390
9702000000	Original engravings, prints andlithographs	6 140	71 438	89 262	131 452
9703000000	Original sculptures and statuary, inany material	338 376	938 738	23 924	533 929
9704009000	Postal stationary other than postageor revenue stamps	0	269	0	713
9706000000	Antiques of an age exceeding onehundred years	0	80 074	0	199 214
9801101000	Sedan of head 8703 with cylinder cap <1500 cc, incompletely knoc	107 275	632 936	241 741	2 513 899
9801102000	Oth vhcl of head 8703 with (4x2) systemincompletely knocked dov	2 018 076	23 302 577	26 111 520	275 970 356
9801201000	Vhcls of head 8704 with gross weight<=5 ton, incompletely knocke	352 437	4 282 755	5 450 750	61 789 159
9801202000	Vhcls of head 8704 with 5 ton < grossweight <= 24 ton, incmpltly k	4 502 514	53 348 151	58 006 335	648 994 594
9801203000	Vhcls of head 8704 with gross weight>24 ton,incmpltly knocked dc	3 781 023	31 910 934	49 329 540	405 566 455
9801301000	Vhcls of head 8702 with gross weight<=5 ton, incompletely knocke	0	125 082	0	324 780
9801302000	Vhcls of head 8702 with 5 tons < grosweight <= 24 ton, incmpltly k	209 805	4 963 488	2 612 242	53 069 570
9801303000	Vhcls of head 8702 with gross weight> 24 tons, incompletely knocl	0	613 144	0	2 866 699
9802100000	Rotary internal/spark-ignition combustcomprsn-ignition pist engin	396 484	4 181 201	5 696 717	56 979 621
9802200000	Gear boxes, of incomplete knocked downvehicles	113 879	1 429 891	1 730 746	26 287 434
9802300000	Drive-axes, of incomplete knocked downvehicles	797 713	6 786 858	5 283 232	39 408 156
TOTAL IMPORT		10 705 349 201	116 845 321 218	15 393 896 679	160 959 985 005

I.4. IMPOR MENURUT NEGARA ASAL / IMPORT BY COUNTRY OF ORIGIN
***** NOVEMBER/NOVEMBER 2011 *****

Country Code	Negara Asal Country of origin	Berat bersih / Net weight (Kg)		Nilai / Value C.I.F (US \$)	
		Bulan ini Current month	Kumulatif Cum. Jan. to date	Bulan ini Current month	Kumulatif Cum. Jan. to date
111	JP Japan	428 120 321	3 739 692 814	1 929 503 172	17 572 671 676
112	HK Hong Kong	18 123 759	218 016 991	189 020 416	2 254 991 785
113	KP Korea, Democratic People's Republic	2 138 090	20 925 510	2 680 056	28 673 722
114	KR Korea, Republic Of	900 580 691	8 052 076 321	1 293 557 249	11 665 449 357
115	TW Taiwan	187 243 278	1 991 669 062	399 012 179	3 845 796 127
116	CN China	1 182 315 698	11 051 045 670	2 506 283 324	23 896 002 689
117	MN Mongolia	0	24 362 657	0	2 184 947
118	MO Macau	24 499	448 277	279 192	3 457 512
120	PG Papua New Guinea	13 458 658	36 534 631	37 045 730	68 344 640
121	TH Thailand	596 858 397	6 649 709 721	708 723 570	9 580 256 783
122	SG Singapore	1 391 173 269	17 661 353 467	1 981 064 050	23 856 553 594
123	PH Philippines	37 764 622	300 247 495	77 128 635	778 148 630
124	MY Malaysia	941 170 405	8 920 179 511	1 025 727 450	9 439 116 263
125	MM Myanmar (form. Burma)	2 926 620	113 675 954	1 560 270	68 353 460
126	KH Cambodia	63 787	1 611 412	748 999	6 743 422
127	BN Brunei Darussalam	164 931 440	1 153 162 681	141 258 912	952 168 501
128	LA Lao People's Democratic Republic	1 027	512 359	53 152	1 217 142
129	NP Nepal	461	1 946	4 450	52 361
130	BT Bhutan	8 802	8 808	35 327	36 127
131	VN Viet Nam	246 430 216	2 705 478 502	231 698 549	2 142 321 541
132	MV Maldives	0	319	0	3 354
133	IN India	301 979 149	4 506 862 780	334 006 296	3 996 065 454
134	PK Pakistan	25 361 292	200 006 490	17 603 344	189 586 487
135	BD Bangladesh	1 713 157	31 742 160	2 878 691	37 092 307
136	LK Sri Lanka	16 315 037	192 316 082	9 242 218	108 987 948
137	AF Afghanistan	7	123	229	7 073
138	ID Indonesia	22 796 162	75 701 318	23 541 987	175 699 143
141	IQ Iraq	0	1 164 071	0	641 901
142	IR Iran (Islamic Republic Of)	108 536 626	1 205 549 154	85 918 259	1 003 464 620
143	SA Saudi Arabia	566 174 996	5 634 182 054	488 516 721	4 939 762 876
144	IL Israel	42 092	992 606	680 269	9 564 626
145	KW Kuwait	127 270 695	1 350 886 056	128 445 842	1 257 222 846
146	JO Jordan	57 234 233	838 521 082	21 163 159	240 510 804
148	LB Lebanon	29 512	8 584 070	83 163	5 620 228
149	PN Palestina	40	123	697	5 506
151	YE Yemen	64 000	4 038 218	154 400	3 856 727
152	OM Oman	13 223 251	252 539 749	19 504 876	400 365 886
153	SY Syria Arab Republic	24 359	865 081	197 126	5 575 373
154	TR Turkey	64 473 733	695 009 771	33 468 846	411 648 597
155	AE United Arab Emirates	37 257 809	782 440 513	31 070 437	733 316 961
156	QA Qatar	68 249 078	611 900 406	65 312 815	596 184 664
157	BH Bahrain	1 278 736	131 805 718	2 637 626	93 256 555
158	CY Cyprus	70	16 776 621	6 772	9 177 997
159	OD Oth.west Asia	0	95	0	1 169
211	EG Egypt	112 867 966	1 230 204 772	16 696 425	187 286 487
213	MA Morocco	364 045	92 146 573	671 777	63 508 566
214	TN Tunisia	298 964	8 175 708	383 940	13 907 519
215	DZ Algeria	87 168 004	390 324 632	72 409 040	329 420 122
216	SD Sudan	2 054 310	102 234 948	760 297	66 427 550
219	NA Namibia	1 850 895	14 707 018	802 793	7 207 213
220	EH Western Sahara	0	2 400	0	7 536
221	ET Ethiopia	75 864	6 736 428	246 612	7 848 416
222	TZ Tanzania, United Republic Of	2 934 415	12 584 306	7 608 170	89 768 182
223	MG Madagascar	204 895	17 056 266	595 739	274 091 874
224	SO Somalia	18 500	85 885	122 300	536 054
225	KE Kenya	2 453 122	34 578 506	1 454 785	19 811 603
226	RE Reunion	1 720 944	8 031 821	437 883	2 186 588
227	MZ Mozambique	2 471 543	32 762 160	4 070 633	26 025 374
228	BW Botswana	17	88	228	1 472
229	GQ Equatorial Guinea	0	55	0	791
230	TG Togo	8 916 768	38 990 559	4 918 753	27 922 688
231	GH Ghana	1 112 630	20 644 672	538 542	24 427 044
232	LR Liberia	2 344 650	24 250 788	915 276	9 735 857
233	GN Guinea	2 035 970	11 387 861	802 910	4 773 218
234	AO Angola	2 835 497	16 015 920	1 272 296	8 797 475
235	CG Congo	183 041	5 047 774	212 042	3 489 370
236	CM Cameroon	1 357 716	5 609 501	4 252 454	13 906 477
237	NG Nigeria	701 037	1 609 746 368	1 527 194	1 397 794 679
238	SL Sierra Leone	379 808	16 338 435	145 299	6 999 126
239	GA Gabon	1 180 356	7 845 312	512 893	3 510 854
240	CI Cote D'ivoire	1 617 890	24 887 450	3 254 688	57 836 349
241	SN Senegal	3 905 525	36 000 177	1 605 710	17 837 904
242	MR Mauritania	0	2 374 734	0	1 111 698
243	ML Mali	609 415	15 357 198	1 551 987	57 905 514
244	BJ Benin	4 788 545	41 224 049	2 458 371	60 213 482
245	BF Burkina Faso	251 925	16 674 168	596 217	55 305 679

I.4. IMPOR MENURUT NEGARA ASAL / IMPORT BY COUNTRY OF ORIGIN
***** NOVEMBER/NOVEMBER 2011 *****

Country Code	Negara Asal Country of origin	Berat bersih / Net weight (Kg)		Nilai / Value C.I.F (US \$)		
		Bulan ini Current month	Kumulatif Cum. Jan. to date	Bulan ini Current month	Kumulatif Cum. Jan. to date	
246	GW	Guinea Bissau	0	213 000	0	98 833
247	GM	Gambia	1 420 326	10 810 685	524 185	4 786 102
248	VI	U.s. Virgin Islands	101 193	335 045	531 721	1 857 103
249	SC	Seychelles	7 383	53 554	15 894	235 557
251	UG	Uganda	16 890	4 245 599	162 810	17 451 000
252	CF	Central African Republic	750 671	3 567 568	1 466 044	9 874 493
253	NE	Niger	10 142	45 116	38 909	229 052
254	TD	Chad	0	877 295	0	3 229 580
255	DJ	Djibouti	0	1 380 614	0	867 022
256	SH	Saint Helena	4 570	7 665	17 786	1 093 849
257	ST	Sao Tome And Principe	0	4	0	63
260	SZ	Swaziland	66 444	413 857	518 883	3 109 271
261	ZA	South Africa	48 965 917	667 699 931	47 382 407	658 375 352
262	ZW	Zimbabwe	1 534 312	4 910 903	4 069 930	18 136 233
263	ZM	Zambia	438 858	593 922	1 102 957	1 690 239
264	MW	Malawi	314 971	1 665 022	701 458	4 107 663
265	KM	Comoros	9 863	9 865	164 712	164 795
266	BI	Burundi	0	1	0	6
267	MU	Mauritius	892 171	10 924 227	859 362	6 768 047
268	RW	Rwanda	0	697	0	8 484
298	VG	Virgin Islands (british)	27 157	2 255 347	191 392	7 959 984
299	OF	Other Africa	0	24	0	385
311	AU	Australia	872 778 339	7 602 852 542	483 132 519	4 742 959 459
312	NZ	New Zealand	31 258 505	495 427 630	46 378 463	671 579 811
318	FM	Micronesia, Federated States Of	0	2 523	0	7 682
319	GU	Guam	11	320	153	1 484
320	PW	Palau	0	31 600	0	47 400
321	NR	Nauru	0	95	0	754
322	NC	New Caledonia	69 297	132 114	35 305	283 334
324	MP	Northern Mariana Islands	0	84	0	62 778
325	VC	Saint Vincent And The Grenadines	0	144 423	0	464 326
328	IO	British Indian Ocean Territory	0	4 043	0	89 139
331	AS	American Samoa	636 137	6 246 152	583 529	7 475 594
332	CK	Cook Islands	0	86 005	0	1 130 228
333	FJ	Fiji	0	1 943 391	0	1 454 318
334	KI	Kiribati	0	4	0	41
335	MH	Marshall Islands	0	11 634 370	0	8 301 030
336	WS	Samoa	40	236	967	5 037
337	SB	Solomon Islands	3 676 500	13 531 594	1 032 848	9 826 864
340	CX	Christmas Islands	13 000 000	35 004 027	1 950 000	5 108 641
342	CC	Cocos (keeling) Islands	0	1 024	0	9 382
343	TK	Tokelau	0	11 527	0	156 122
391	TL	East Timor	20 400	825 783	9 180	1 417 750
411	US	United States	418 077 715	5 870 575 987	762 284 130	9 647 058 409
412	CA	Canada	188 899 929	2 869 439 093	140 453 754	1 778 923 971
421	MX	Mexico	40 132 460	93 880 228	65 057 922	374 235 141
422	GT	Guatemala	72	51 100 241	2 662	41 118 909
423	HN	Honduras	72	1 759 877	4 392	956 173
424	NI	Nicaragua	231	25 042	8 795	99 819
425	PA	Panama	40 944 523	89 459 410	44 068 843	72 204 098
426	CU	Cuba	32 851	434 032	269 685	1 575 763
427	CB	Curacao	0	5	0	26
428	SR	Suriname	197 590	6 739 637	74 096	3 056 393
431	CL	Chile	175 659 755	768 233 866	63 298 051	359 056 048
432	VE	Venezuela	3 016	168 328	95 462	831 448
433	AR	Argentina	184 046 620	3 258 874 156	99 096 957	1 465 845 404
434	BR	Brazil	232 085 065	2 508 875 510	228 878 112	1 681 015 296
435	CO	Colombia	3 955 618	25 197 927	3 086 148	29 934 511
436	BO	Bolivia	5	231 254	10	311 141
437	UY	Uruguay	541 208	24 701 806	504 616	16 821 124
438	PY	Paraguay	407 200	54 805 016	194 621	27 895 571
441	EC	Ecuador	215 722	1 299 392	464 346	5 858 656
442	PE	Peru	5 130 256	76 272 702	6 866 454	47 014 135
443	GY	Guyana	91 125	304 478	54 219	300 961
444	TT	Trinidad And Tobago	1 542 778	67 776 978	723 048	33 229 311
445	BS	Bahamas	187 462	1 468 023	91 583	694 676
446	JM	Jamaica	159 970	2 299 772	140 274	1 412 940
447	PR	Puerto Rico	485 376	21 512 789	473 364	17 026 303
448	BZ	Belize	43 880	127 987	244 370	430 352
449	DO	Dominican Republic	1 829 299	19 492 428	785 363	8 903 857
450	SV	El Salvador	0	4 034 716	0	1 745 527
451	CR	Costa Rica	255 178	2 411 708	907 800	8 367 462
452	HT	Haiti	2 660 876	14 150 817	1 229 186	6 223 102
453	BB	Barbados	552 620	1 955 390	260 146	891 676
454	AG	Antigua And Barbuda	1 522 172	6 578 109	3 425 340	9 855 447
455	AI	Anguilla	0	41 486	0	72 744

I.4. IMPOR MENURUT NEGARA ASAL / IMPORT BY COUNTRY OF ORIGIN
***** NOVEMBER/NOVEMBER 2011 *****

Country Code	Negara Asal Country of origin	Berat bersih / <i>Net weight</i> (Kg)		Nilai / <i>Value C.I.F</i> (US \$)	
		Bulan ini Current month	Kumulatif Cum. Jan. to date	Bulan ini Current month	Kumulatif Cum. Jan. to date
457	BM Bermuda	5 320 000	5 320 000	1 900 000	1 900 000
458	CV Cape Verde	65 600	676 905	30 963	260 450
459	KY Cayman Islands	0	4 945	0	14 674
460	DM Dominica	3	175 072	136	103 222
461	FK Falkland Islands (malvinas)	0	3	0	1 820
462	GF French Guiana	0	26 098	0	23 616
463	PF French Polynesia	15 500	53 966	6 231	29 826
464	GL Greenland	39 600	252 287	129 202	1 211 018
465	GD Grenada	129	129	3 630	3 630
466	MQ Martinique	0	229 670	0	59 714
467	AN Netherlands Antilles	374	1 024 621	7 240	5 302 605
468	NF Norfolk Islands	13 200	121 636	87 816	691 575
469	LC Saint Lucia	0	1	0	107
470	SM San Marino	8	408	1 107	10 198
472	GP Guadeloupe	0	3	0	597
473	KN Saint Kitts And Nevis	0	1	0	1
511	GB United Kingdom	54 415 048	725 265 276	99 701 593	1 075 555 287
512	NL Netherlands	28 661 657	291 802 161	74 846 890	716 239 152
513	FR France	35 712 611	365 980 879	259 744 904	1 730 126 858
514	DE Germany	66 902 856	723 027 371	265 555 650	3 108 898 726
515	AT Austria	4 882 066	51 624 422	41 983 245	348 515 678
516	BE Belgium	30 244 519	298 915 341	64 151 916	542 102 387
517	CH Switzerland	1 840 710	56 274 045	83 444 256	562 143 891
518	LU Luxembourg	478 092	4 594 266	2 044 094	7 534 138
519	GI Gibraltar	0	2	0	17
520	MC Monaco	441	11 134	8 437	289 737
521	DK Denmark	3 528 800	27 420 248	12 418 449	163 726 897
522	NO Norway	16 208 812	175 603 955	24 716 506	216 197 238
523	SE Sweden	14 290 189	166 194 332	78 830 276	789 228 912
524	FI Finland	4 013 676	64 319 482	64 292 288	455 857 452
525	IE Ireland	3 366 773	39 581 144	6 614 203	100 826 947
526	IT Italy	34 110 667	354 586 523	93 341 435	1 088 920 706
527	ES Spain	5 799 754	103 376 893	25 593 552	345 381 361
528	PT Portugal	5 298 186	25 392 920	8 412 004	51 486 422
529	IS Iceland	62 739	671 109	273 545	2 925 947
530	MS Montserrat	0	534	0	54 199
531	GR Greece	8 273 625	78 911 811	7 607 271	55 845 226
533	AD Andorra	0	86 040	0	524 368
534	LI Liechtenstein	127	9 013	1 449	73 514
540	CD Democratic Republic Of The Congo	157 420	1 315 169	373 084	3 077 009
542	HU Hungary	346 914	2 748 998	14 699 292	303 704 123
543	PL Poland	3 846 018	39 028 191	5 216 576	92 006 329
544	RO Romania	182 176	40 313 756	1 190 796	35 395 353
545	BG Bulgaria	9 674 401	86 279 334	3 053 617	31 591 413
548	AL Albania	303	273 773	19 019	594 426
549	AM Armenia	2 451	2 452	57 062	57 065
550	AZ Azerbaijan	1	1 920 452 746	1 718	1 649 094 620
551	BY Belarus	1 064 049	265 204 875	729 322	127 326 007
552	KZ Kazakhstan	840 649	18 402 758	1 716 409	23 828 926
553	KG Kyrgyzstan	117	523 212	5 759	1 433 435
554	MD Moldova, Republic Of	310	20 548	13 457	191 479
555	TJ Tajikistan	0	994 224	0	2 045 177
556	TM Turkmenistan	53	153 363	2 367	477 927
557	UA Ukraine	17 782 994	883 808 579	13 448 012	642 528 422
558	UZ Uzbekistan	21 078	825 780	64 611	2 186 927
559	LT Lithuania	1 271 773	28 841 906	775 791	15 942 196
560	LV Latvia	19 023	42 550 103	24 699	22 838 852
561	EE Estonia	2 990	2 490 450	75 737	2 556 194
562	GE Georgia	1 039	915 857	37 386	3 533 022
563	HR Croatia	129 293	1 720 371	827 176	4 454 368
564	BA Bosnia And Herzegovina	156	55 512	14 784	153 275
565	MT Malta	417 883	23 539 341	899 742	16 397 201
566	SK Slovakia	191 822	1 524 686	2 184 766	10 865 571
567	SI Slovenia	199 128	4 269 042	1 263 752	25 073 843
568	CZ Czech Republic	2 030 071	20 782 745	9 452 096	78 448 329
569	GS South Georgia And The South Sa	7 896	10 139	37 735	100 454
570	MK Rep. Of Macedonia	2 058	5 307	136 740	184 914
571	FO Faeroe Islands	0	5	0	5
572	RU Russia Federation	295 884 053	2 149 835 180	187 188 279	1 431 191 231
573	RS Serbia	4 246	155 340	79 577	7 482 545
574	ME Montenegro	4248	155554	79735	7 484 697
TOTAL IMPORT		10 705 349 201	116 845 321 218	15 393 896 679	160 959 985 005

I.5. IMPOR MENURUT PROPINSI DAN PELABUHAN BONGKAR
IMPORT BY PROVINCE AND PORT OF IMPORTATION
***** NOVEMBER/NOVEMBER 2011 *****

Kode Pelabuhan Bongkar Port of Importation	Berat bersih / Net weight (Kg)		Nilai / Value C.I.F (U S \$)	
	Bulan ini Current month	Kumulatif Cum. Jan. to date	Bulan ini Current month	Kumulatif Cum. Jan. to date
ACEH	1 937 098	185 883 110	1 989 360	51 086 930
104 IDLSW Lhok Seumawe	0	98 418 203	0	27 711 102
106 IDLAS Langsa, Sumatra	0	139 501	0	115 036
108 IDMEQ Meulaboh	0	999 768	0	699 836
117 IDKRU Krueng R. Malahayati	0	30 527 485	0	16 671 963
118 IDKLS Kuala Langsa	1 937 098	3 238 153	1 989 360	3 914 911
119 IDLHK Lhok Nga	0	52 560 000	0	1 974 082
SUMATERA UTARA	485 805 494	6 079 739 002	425 981 957	4 481 449 192
141 IDPSU Pangkalan Susu	0	911 190	0	19 946 845
143 IDTPR Tanjung Pura	0	40 800	0	59 976
144 IDBLW Belawan	422 298 041	5 494 928 660	400 323 698	4 158 157 659
145 IDTJB Tanjung Balai Asahan	4 504 832	46 759 864	2 629 324	31 020 349
159 IDSLG Sibolga	0	483 519	0	7 561 847
165 IDPTE Pulau Tello	0	1 554	0	2 774
166 IDMES Medan / Polonia (u)	31 621	1 324 244	1 207 638	28 626 291
169 IDKPN Kotapinang, Baru	0	118 650	0	1 337 866
170 IDKTJ Kuala Tanjung	58 971 000	535 170 521	21 821 297	234 735 585
SUMATERA BARAT	119 036 782	1 169 014 531	90 488 770	962 331 382
191 IDTBY Padang/tl.bayur	119 036 699	1 169 012 254	89 787 386	960 988 218
192 IDPDG Padang / Tabing (u)	1 083	2 277	701 384	1 343 164
RIAU	318 210 561	3 069 592 351	177 131 204	1 889 831 338
225 IDDUM Dumai	178 657 637	1 989 696 735	113 209 054	1 086 679 038
226 IDTMD Tanjung Medang	2 000 000	2 000 000	18 738	18 738
228 IDBLS Bengkalis	515 124	4 593 338	231 367	2 188 374
230 IDSPA Selat Panjang	17 242	190 971	10 633	138 231
231 IDSSI Siak Sri Indrapura	60 015	852 807	37 055	609 229
233 IDPEK Pekanbaru (rumbai)	2 335 699	22 478 857	4 190 586	73 858 227
235 IDSUQ Sungai Guntung	6 774 184	40 753 481	6 181 667	33 042 501
242 IDTEM Tembilahan	303 940	16 107 266	406 881	13 548 564
261 IDPKU Simpang Tiga (u)	1 394	14 416	49 007	13 014 901
273 IDPAK Pekanbaru	20 864 885	83 789 216	7 551 266	45 704 883
277 IDBUN Buatan	31 662 452	378 054 136	14 556 511	241 658 759
278 IDPWG Perawang, Sumatra	75 017 989	531 061 128	30 688 439	379 369 893
JAMBI	17 894 049	161 094 202	16 596 313	162 087 437
291 IDKTK Kuala Tungkal	15 062 305	92 368 238	14 107 955	77 031 589
292 IDMSA Muara Sabak	2 362 312	52 539 444	1 429 466	57 796 125
293 IDDJM Jambi	469 432	16 186 520	1 058 892	27 259 723
SUMATERA SELATAN	56 335 071	514 286 701	45 563 765	492 934 586
326 IDPLA Palembang - Plaju	220 560	1 593 662	208 691	1 137 565
332 IDSUN Sungsang	65	65	2 322	2 322
334 IDPLM Sm.badaruddin (u)	347	14 339	6 268	308 832
340 IDMRI Musi River/boom Baru	56 114 099	512 678 635	45 346 484	491 485 867
BENGGULU	2 920 649	20 599 227	2 538 179	32 551 270
361 IDBKU Bengkulu	2 920 649	20 598 476	2 538 179	31 982 930
366 IDPBA Pulau Baai	0	751	0	568 340
LAMPUNG	346 418 356	3 214 544 379	291 714 836	2 625 549 107
364 IDKTA Kota Agung	131 137 896	1 279 250 869	103 301 856	1 108 871 900
395 IDPJG Panjang	215 280 441	1 935 293 491	188 411 130	1 516 675 357
397 IDTKG Branti (u)	19	19	1 850	1 850
BANGKA BELITUNG	2 861 100	55 080 276	1 814 129	58 777 150
321 IDMUO Muntok	205 000	7 160 000	731 429	11 965 931
323 IDPGX Pangkai Balam	2 655 992	38 159 458	1 082 083	32 724 816
328 IDTPD Tanjung Pandan	0	7 020 986	0	9 812 953
335 IDPGK Pangkai Pinang (u)	108	3 372	617	172 471
339 IDBLJ Belinju	0	2 736 460	0	4 100 979
KEPULAUAN RIAU	279 338 789	4 569 448 676	609 592 016	10 052 994 974
248 IDTBK Tg Balai Karimun	8 098 099	50 791 542	17 450 963	138 605 528
249 IDPSS Pulau Sambu	0	600 001 037	0	502 917 833
250 IDTAN Tanjung Uban	50 801 288	750 637 849	80 085 989	1 083 858 404
251 IDTPN Tanjung Pinang	594 804	8 081 796	509 696	12 653 024
252 IDTER Terempa	0	2 099 490	0	14 842 841
253 IDPEU Penuba	194 000	200 650	34 920	37 250
254 IDTBT Tanjung Batu, Riau	0	2 964 795	0	18 757 369
257 IDBPD Belakang Padang	0	261 488	0	4 274 319
258 IDBTU Batu Ampar	112 927 303	1 693 304 057	273 574 641	4 521 232 156
260 IDDAS Singkep - Dabo	135 500	891 386	126 945	1 005 040

I.5. IMPOR MENURUT PROPINSI DAN PELABUHAN BONGKAR
IMPORT BY PROVINCE AND PORT OF IMPORTATION
***** NOVEMBER/NOVEMBER 2011 *****

Kode Pelabuhan Bongkar Port of Importation	Berat bersih / Net weight (Kg)		Nilai / Value C.I.F (U S \$)	
	Bulan ini Current month	Kumulatif Cum. Jan. to date	Bulan ini Current month	Kumulatif Cum. Jan. to date
262 IDTNJ Kijang (u)	2 085	30 256	4 382	262 522
265 IDSKP Sekupang	21 011 741	357 915 091	144 694 998	2 697 807 380
267 IDKAB Kabil/panau	85 509 988	1 101 155 479	62 101 109	574 407 437
269 IDUNA Udang Natuna	0	22 253	0	9 717
271 IDBTH Hang Nadim (u)	63 981	1 091 507	31 008 373	482 324 154
DKI JAKARTA	2 975 893 545	31 037 078 127	8 081 970 988	80 526 858 564
431 IDTPP Tanjung Priok	2 933 069 026	30 682 472 063	6 913 225 595	70 220 409 231
432 IDKLB Kalibaru	29 680 157	245 311 061	16 861 876	179 819 388
433 IDJKT Jakarta / Pasar Ikan	1 602 270	4 831 239	5 136 071	13 763 369
434 IDCGK Sukarno Hatta (u)	11 469 728	103 727 572	1 121 536 606	9 954 196 705
436 IDHLP Hlm. Perdana Kusuma	72 364	736 192	25 210 840	158 669 871
JAWA BARAT	252 887 389	3 345 385 946	228 411 275	3 033 101 094
463 IDCBN Cirebon/pengung	30 746 462	131 129 991	9 016 252	35 867 453
466 IDBDO Husein Sastranegara	51 594	349 790	721 956	5 103 152
467 IDBLG Balongan	222 089 333	3 213 845 921	218 673 067	2 991 951 763
468 IDBND Bandung(ptt/gd Bage)	0	60 241	0	178 665
470 IDCRB Cirebon (ptt)	0	3	0	61
JAWA TENGAH	1 367 783 144	12 310 287 411	1 322 938 767	12 053 508 143
494 IDTES Tanjung Emas	350 237 228	3 360 017 338	452 022 362	4 539 771 581
495 IDCXP Cilacap	1 012 929 522	8 911 025 613	868 940 777	7 490 229 110
496 IDSRG Achmad Yani (u)	7 494	102 491	138 762	1 527 848
497 IDSMR Semarang (ptt)	4 604 964	39 104 651	1 681 081	19 554 703
498 IDSOC Jebres/adi Sumarmo	3 936	37 318	155 785	2 424 901
D I YOGYAKARTA	1 159	19 567	61 747	1 132 189
531 IDJOG Adi Sucipto (u)	1 159	19 344	61 747	1 132 106
532 IDJOK Yogyakarta (ptt)	0	223	0	83
JAWA TIMUR	2 135 305 333	24 898 906 927	1 972 892 679	21 184 811 900
561 IDTUB Tuban	394 919 971	4 901 346 419	404 381 945	4 438 494 562
562 IDGRE Gresik	266 673 726	2 777 910 365	149 658 080	1 169 118 938
563 IDTPE Tanjung Perak	1 472 350 162	16 283 096 867	1 351 560 968	14 332 842 766
564 IDPAZ Pasuruan	0	180 835 670	0	166 318 677
566 IDPRN Panarukan	0	258 027 446	0	241 206 770
567 IDBJU Banyuwangi	0	372 610 230	0	359 143 812
573 IDPAC Pacitan	0	162 479	0	231 444
575 IDSAM Sampang	0	519 616	0	8 113 351
576 IDKLG Kalianget	39 000	90 560 100	4 761 805	10 394 650
582 IDSPK Sepekan	0	1 911 432	0	15 831 371
587 IDSUB Surabaya /juanda (u)	857 425	7 288 122	60 772 221	429 711 283
588 IDSUR Surabaya (ptt)	465 049	3 638 060	1 757 660	11 796 248
591 IDMAD Madiun / Iswahyudi	0	121	0	316 528
594 IDSUP Sumenep, Madura	0	21 000 000	0	1 291 500
BANTEN	1 078 384 252	13 581 837 615	735 074 467	9 507 262 564
461 IDMRK Merak	465 125 058	6 519 418 699	421 968 790	6 205 025 300
471 IDTLN Tanjung Leneng	5 090 026	35 297 170	9 781 936	69 411 435
473 IDCGD Cigading	608 169 168	7 027 121 746	303 323 741	3 232 825 829
B A L I	74 189 919	853 861 249	116 330 072	1 022 594 920
613 IDBOA Benoa/Ioloan	73 779 456	839 266 806	106 335 057	895 096 770
617 IDSNR Sanur	479	479	38 114	38 114
618 IDCBW Celukan Bawang	0	10 680 346	0	14 479 703
620 IDDPS Ngurah Rai (u)	409 984	3 913 618	9 956 901	112 980 333
NUSA TENGGARA BARAT	6 959 852	102 480 924	11 802 354	315 219 138
655 IDBMU Bima	6 959 404	64 905 589	11 799 388	280 074 247
660 IDLEM Lembar	0	28 273 445	0	31 448 320
661 IDAMI Mataram / Selaparang	448	686	2 966	14 085
663 IDBDS Badas Sumbawa	0	9 301 204	0	3 682 486
NUSA TENGGARA TIMUR	1 399 840	26 656 623	998 798	14 066 463
681 IDKOE Kupang / El-tari (u)	0	974	0	251 250
683 IDMOF Maumere	1 399 840	2 399 762	998 798	1 705 742
685 IDWGP Waingapu	0	23 900 000	0	12 035 150
686 IDATA Atapupu	0	355 887	0	74 321
KALIMATAN BARAT	24 616 221	235 872 275	25 278 480	267 056 363
714 IDPON Pontianak	17 066 503	158 129 724	16 811 821	183 035 816
715 IDKTG Ketapang K. Barat	877 374	966 937	2 188 054	2 277 752
721 IDKDW Kendawangan	4 324 360	58 487 426	4 299 757	63 998 345
722 IDPNK Supadio (u)	0	5 982	0	695 156

I.5. IMPOR MENURUT PROPINSI DAN PELABUHAN BONGKAR
IMPORT BY PROVINCE AND PORT OF IMPORTATION
***** NOVEMBER/NOVEMBER 2011 *****

Kode Pelabuhan Bongkar Port of Importation	Berat bersih / Net weight (Kg)		Nilai / Value C.I.F (U S \$)	
	Bulan ini Current month	Kumulatif Cum. Jan. to date	Bulan ini Current month	Kumulatif Cum. Jan. to date
723 IDTKA Telok Air	1 747 421	15 392 187	1 732 500	14 712 345
724 IDSTT Sintete	325 217	735 845	50 415	1 277 985
726 IDENT Entikong	275 346	2 154 174	195 933	1 058 964
KALIMANTAN TENGAH	9 396 123	29 891 245	21 451 424	71 364 503
743 IDPKN Pangkalan Bun	264 888	2 310 041	850 000	6 533 147
744 IDKUM Kumai	2 662 210	5 152 244	5 919 942	15 744 687
746 IDSMQ Sampit	5 585 628	21 369 912	11 846 867	44 691 113
750 IDPPS Pulang Pisau	883 397	883 468	2 834 615	2 835 318
751 IDTSB Teluk Sebangau	0	175 580	0	1 560 238
KALIMANTAN SELATAN	286 461 761	2 604 057 277	324 992 132	2 893 043 466
771 IDBAN Banjarmasin	30 343 237	274 668 778	78 513 397	640 478 016
773 IDKTB Kotabaru	255 964 554	2 327 729 329	245 616 019	2 249 375 517
775 IDBLC Batu Licin	0	1 505 200	0	2 327 217
779 IDASA Asam Asam	153 970	153 970	862 716	862 716
KALIMANTAN TIMUR	645 381 494	6 130 601 989	676 567 140	6 312 989 091
803 IDBPP Balikpapan	483 063 849	4 970 663 526	487 009 300	4 854 064 788
805 IDSRD Samarinda	73 882 314	351 887 784	76 670 921	465 335 090
806 IDTRD Tanjung Redep	0	28 700 000	0	21 054 507
807 IDTJS Tanjung Selor	0	23 240 000	0	136 507
808 IDLIN Lingkas Tarakan	0	138 482 295	0	68 381 073
809 IDNNX Nunukan	24 171 771	138 329 624	1 006 445	2 447 109
812 IDBYQ Bunyu	0	83 789 280	0	413 907
813 IDTSG Tanjung Sangata	63 880 287	379 125 640	87 197 897	628 181 730
814 IDBPN Sepinggan (u)	383 273	3 869 027	24 682 577	234 972 355
815 IDTRK Tarakan (u)	0	18	0	2 130
817 IDBTG Bontang	0	12 514 795	0	37 999 895
SULAWESI UTARA	6 089 792	103 886 440	6 403 349	116 374 505
835 IDBIT Bitung	6 088 841	103 885 489	6 391 228	116 362 384
843 IDMDC Sam Ratulangi (u)	951	951	12 121	12 121
SULAWESI TENGAH	0	23 666 816	0	13 148 219
867 IDPSJ Posso	0	1 003 627	0	1 257 009
877 IDPAT Pantoloan	0	22 663 189	0	11 891 210
SULAWESI SELATAN	133 063 375	1 637 151 129	101 543 705	1 307 840 057
892 IDPAP Pare-pare	4 132 993	33 904 821	3 209 522	27 290 507
893 IDUJU Ujungpandang	109 213 149	1 233 836 803	79 674 880	1 006 976 799
897 IDMLI Malili, Sulawesi	19 717 233	357 283 766	18 659 303	271 222 940
898 IDBKI Biring Kassi	0	12 000 000	0	636 000
904 IDUPG Hasanuddin (u)	0	664	0	86 409
907 IDSQR Soroako	0	125 075	0	1 627 402
SULAWESI TENGGARA	11 302 163	169 943 584	15 621 028	172 354 166
921 IDBUW Bau-bau	9 689 279	157 911 356	10 840 085	151 703 114
922 IDKDR Kendari	1 612 884	12 032 228	4 780 943	20 651 052
GORONTALO	1 639 639	24 954 315	5 934 017	28 618 432
841 IDGOR Gorontalo	1 639 639	24 954 315	5 934 017	28 618 432
MALUKU	63 571 022	320 617 974	73 064 441	335 357 970
946 IDAMB Ambon	50 017 559	306 237 698	52 389 212	313 929 394
949 IDLUV Tual	13 553 463	14 380 276	20 675 229	21 428 576
MALUKU UTARA	4 229	26 095 973	18 862	43 754 847
942 IDTTE Ternate	4 229	20 668 208	18 862	38 075 910
943 IDLAB Labuha Maluku	0	57 294	0	51 337
962 IDOBI Obi Island	0	5 370 471	0	5 627 600
IRIAN JAYA BARAT	261 000	19 945 171	9 130 425	35 972 583
971 IDSOR Sorong	261 000	19 941 320	9 130 425	35 943 769
976 IDFKQ Fak-fak	0	3 851	0	28 814
PAPUA	0	322 840 186	0	893 962 462
974 IDJYP Jayapura	0	6 310	0	3 723 532
979 IDMKQ Merauke	0	102 062	0	56 134
980 IDTIM Amamapare	0	307 136 222	0	880 237 544
983 IDDJJ Jayapura / Sentani	0	15 595 592	0	9 945 252
TOTAL IMPORT	10 705 349 201	116 845 321 218	15 393 896 679	160 959 985 005

**I.6 IMPOR KOMODITI MENURUT NEGARA ASAL / IMPORT BY COUNTRY OF ORIGIN
DAN LIMA GOLONGAN BARANG (SITC) UTAMA / AND FIVE MAJOR SITC COMMODITY GROUP
** NOVEMBER / NOVEMBER 2011 ****

Negara Asal/SITC/Uraian Golongan Barang <i>Country of Origin/SITC/group Description</i>	Berat Bersih / <i>Net Weight (Kg)</i>		Nilai CIF / <i>CIF Value (US\$)</i>	
	Bulan ini <i>Current month</i>	Kumulatif <i>Cum. Jan to date</i>	Bulan ini <i>Current month</i>	Kumulatif <i>Cum. Jan to date</i>
JAPAN				
782 Motor Vehicle For The Transportation Of Goods	18 877 864	161 159 990	211 128 252	1 849 505 016
723 Civil Engineering And Contractor Plants And Equipments/parts	17 190 252	163 998 084	116 770 460	1 169 258 565
673 Flat Rolled Products, Not Clad	79 372 039	904 186 691	77 545 516	883 007 511
784 Parts And Accessories Of The Motor Vehicles	6 343 535	60 729 052	81 536 363	837 134 317
713 Internal Combustion Piston Engines And Parts	5 491 345	52 091 883	86 700 726	823 927 470
LAINNYA	300 845 286	2 397 527 114	1 355 821 855	12 009 838 797
SUB TOTAL	428 120 321	3 739 692 814	1 929 503 172	17 572 671 676
HONG KONG				
764 Telecommunication Equipments And Parts	1 033 300	12 623 126	42 428 982	631 214 844
652 Cotton Fabrics, Woven	1 534 026	17 636 718	18 438 473	205 766 629
655 Knitted Or Crocheted Fabrics	2 270 228	20 490 346	20 362 323	200 365 510
776 Thermionic, Cold Cathode, And Photo Cathode Valves/tubes	199 581	2 786 798	8 352 740	129 513 062
772 Electrical Apparatus For Making And Breaking Electrical Circuits	226 585	2 861 164	8 590 153	108 112 780
LAINNYA	12 860 039	161 618 839	90 847 745	980 018 960
SUB TOTAL	18 123 759	218 016 991	189 020 416	2 254 991 785
KOREA, DEM. PEOPLE'S REP.				
511 Hydrocarbon And Their Halogenated, Nitrated Derivatives	12 400	13 877 164	21 080	18 489 533
335 Residual Petroleum Products, And Related Materials	1 000 183	3 000 693	1 290 236	3 830 925
334 Petroleum Products, Refined	1 001 634	2 001 984	1 221 993	2 572 466
512 Alcohols,phenols,phenol-alcohols And Their Halogenated	0	1 000 490	0	1 780 872
572 Polimers Of Styrene In Primary Forms	0	363 000	0	677 630
LAINNYA	123 873	682 179	146 747	1 322 296
SUB TOTAL	2 138 090	20 925 510	2 680 056	28 673 722
KOREA, REPUBLIC OF				
334 Petroleum Products, Refined	479 548 180	5 052 890 162	479 807 256	4 756 853 308
673 Flat Rolled Products, Not Clad	73 332 316	749 817 252	56 524 883	574 607 203
655 Knitted Or Crocheted Fabrics	4 143 222	42 516 599	40 566 838	425 247 040
232 Synthetic Rubber Latex, Synthetic/reclaimed Rubber	10 830 373	101 731 257	39 726 841	365 784 238
764 Telecommunication Equipments And Parts	491 129	7 150 168	26 090 718	344 038 576
LAINNYA	332 235 471	2 097 970 883	650 840 713	5 198 918 992
SUB TOTAL	900 580 691	8 052 076 321	1 293 557 249	11 665 449 357
TAIWAN				
334 Petroleum Products, Refined	26 487 793	363 202 714	29 471 599	371 042 108
673 Flat Rolled Products, Not Clad	31 967 712	285 447 610	27 071 940	237 291 247
655 Knitted Or Crocheted Fabrics	1 551 213	18 321 494	15 994 490	176 769 680
653 Fabrics, Woven, Of Man-made Fibres	1 457 648	15 050 414	15 344 183	168 809 645
764 Telecommunication Equipments And Parts	492 945	4 195 435	44 121 452	143 684 389
LAINNYA	125 285 967	1 305 451 395	267 008 515	2 748 199 058
SUB TOTAL	187 243 278	1 991 669 062	399 012 179	3 845 796 127
CHINA				
764 Telecommunication Equipments And Parts	10 196 959	82 117 343	362 174 909	2 740 815 056
752 Automatic Data Processing Machines And Their Units	2 707 779	26 874 707	167 005 115	1 408 001 074
334 Petroleum Products, Refined	58 075 616	701 670 391	62 822 448	715 604 896
652 Cotton Fabrics, Woven	4 622 081	54 118 616	48 520 550	587 599 152
778 Electrical Machinery And Apparatus	10 871 764	98 353 767	60 298 863	576 885 166
LAINNYA	1 095 841 499	10 087 910 846	1 805 461 439	17 867 097 345
SUB TOTAL	1 182 315 698	11 051 045 670	2 506 283 324	23 896 002 689
MONGOLIA				
793 Ships, Boats, And Floating Structures	0	24 258 000	0	2 100 000
278 Other Crude Minerals	0	100 000	0	38 500
724 Textile/leather Machinery And Parts	0	4 577	0	35 263
728 Other Machines And Equipment Specialized For Particular Industry	0	49	0	4 823
776 Thermionic, Cold Cathode, And Photo Cathode Valves/tubes	0	3	0	2 751
LAINNYA	0	28	0	3 610
SUB TOTAL	0	24 362 657	0	2 184 947
MACAU				
651 Textile Yarns	143	98 297	1 016	816 214
741 Heating And Cooling Equipments And Parts	0	140 684	0	731 988
851 Footwears	24 037	63 522	268 686	601 292
655 Knitted Or Crocheted Fabrics	0	41 581	0	346 432
656 Tulle,lace,embroidery,ribbons,trimmings And Other Small Wares	0	24 402	0	242 585
LAINNYA	319	79 791	9 490	719 001
SUB TOTAL	24 499	448 277	279 192	3 457 512

**I.6 IMPOR KOMODITI MENURUT NEGARA ASAL / IMPORT BY COUNTRY OF ORIGIN
DAN LIMA GOLONGAN BARANG (SITC) UTAMA / AND FIVE MAJOR SITC COMMODITY GROUP
** NOVEMBER / NOVEMBER 2011 ****

Negara Asal/SITC/Uraian Golongan Barang <i>Country of Origin/SITC/group Description</i>	Berat Bersih / <i>Net Weight (Kg)</i>		Nilai CIF / <i>CIF Value (US\$)</i>	
	Bulan ini <i>Current month</i>	Kumulatif <i>Cum. Jan to date</i>	Bulan ini <i>Current month</i>	Kumulatif <i>Cum. Jan to date</i>
PAPUA NEW GUINEA				
283 Copper Ores And Concentrates	11 300 000	11 300 000	35 335 839	35 335 839
072 Cocoa	75 000	3 114 979	235 224	10 216 226
282 Waste And Scrap Metal Of Iron/steel	1 971 458	19 349 104	847 759	8 075 476
793 Ships, Boats, And Floating Structures	0	132 000	0	5 778 750
292 Crude Vegetable Materials	72 620	633 173	399 769	3 160 515
LAINNYA	39 580	2 005 375	227 139	5 777 834
SUB TOTAL	13 458 658	36 534 631	37 045 730	68 344 640
THAILAND				
781 Passenger Motor Cars	675 582	84 554 760	7 718 802	953 789 227
061 Sugar, Molasses, And Honey	40 590 300	1 083 688 477	28 579 987	768 465 240
784 Parts And Accessories Of The Motor Vehicles	6 671 811	86 579 815	57 085 629	733 742 309
042 Rice	105 199 371	848 424 280	64 669 907	475 843 811
575 Other Plastics In Primary Forms	21 871 819	233 929 501	40 119 169	427 319 966
LAINNYA	421 849 514	4 312 532 888	510 550 076	6 221 096 230
SUB TOTAL	596 858 397	6 649 709 721	708 723 570	9 580 256 783
SINGAPORE				
334 Petroleum Products, Refined	1 068 005 221	13 995 980 189	1 149 273 228	14 130 655 821
772 Electrical Apparatus For Making And Breaking Electrical Circuits	909 231	14 404 311	39 987 203	726 954 961
793 Ships, Boats, And Floating Structures	41 100 868	252 367 213	134 459 980	648 402 176
511 Hydrocarbon And Their Halogenated, Nitrated Derivatives	23 384 240	403 288 542	27 840 849	549 343 237
776 Thermionic, Cold Cathode, And Photo Cathode Valves/tubes	362 707	5 398 844	46 480 112	514 164 291
LAINNYA	257 411 002	2 989 914 368	583 022 678	7 287 033 108
SUB TOTAL	1 391 173 269	17 661 353 467	1 981 064 050	23 856 553 594
PHILIPPINES				
776 Thermionic, Cold Cathode, And Photo Cathode Valves/tubes	11 304	253 444	4 151 824	71 200 301
764 Telecommunication Equipments And Parts	20 051	169 185	8 444 346	68 306 320
748 Transmission Shafts And Cranks	266 138	3 219 833	4 454 728	47 250 433
282 Waste And Scrap Metal Of Iron/steel	8 819 850	118 329 139	3 324 810	42 660 104
593 Explosive And Pyrotechnic Products	106 456	5 032 475	2 719 667	35 888 951
LAINNYA	28 540 823	173 243 419	54 033 260	512 842 521
SUB TOTAL	37 764 622	300 247 495	77 128 635	778 148 630
MALAYSIA				
334 Petroleum Products, Refined	273 906 906	3 099 104 598	261 035 369	2 885 648 809
333 Petroleum Oil, Crude	259 222 352	1 470 152 718	224 220 188	1 257 372 182
575 Other Plastics In Primary Forms	13 133 709	126 604 110	21 147 100	213 884 374
776 Thermionic, Cold Cathode, And Photo Cathode Valves/tubes	2 334 764	23 583 971	16 076 742	183 365 949
512 Alcohols,phenols,phenol-alcohols And Their Halogenated	31 247 131	234 189 901	22 511 326	180 058 756
LAINNYA	361 325 543	3 966 544 213	480 736 725	4 718 786 193
SUB TOTAL	941 170 405	8 920 179 511	1 025 727 450	9 439 116 263
MYANMAR				
054 Vegetables, Fresh, Chilled, Frozen Or Simply Preserved	733 490	44 709 562	643 619	43 494 444
044 Maize, Unmilled	611 000	63 785 126	189 104	20 348 260
792 Aircraft And Associated Equipments And Parts	0	25 573	0	1 000 000
057 Fruit And Nut; Fresh Or Dried	0	1 668 712	0	803 293
035 Fish, Dried Salted Or In Brine; Smoked Fish	0	1 075 875	0	791 824
LAINNYA	1 582 130	2 411 106	727 547	1 915 639
SUB TOTAL	2 926 620	113 675 954	1 560 270	68 353 460
CAMBODIA				
121 Tobacco, Unmanufactured And Refused	0	1 229 476	0	2 502 780
845 Articles Of Apparel	1 100	26 920	64 989	1 058 808
851 Footwears	2 854	30 043	85 937	691 919
231 Natural Rubber Latex;natural Rubber And Similar Natural Gums	0	118 080	0	492 394
893 Article Of Plastics	19 919	110 235	80 816	476 427
LAINNYA	39 914	96 658	517 257	1 521 094
SUB TOTAL	63 787	1 611 412	748 999	6 743 422
BRUNEI DARUSSALAM				
333 Petroleum Oil, Crude	162 203 000	1 127 583 980	140 029 614	940 323 364
512 Alcohols,phenols,phenol-alcohols And Their Halogenated	2 010 400	14 586 210	867 689	5 662 303
282 Waste And Scrap Metal Of Iron/steel	715 780	10 043 074	332 838	4 529 529
691 Structures And Parts Of Iron/steel Or Aluminium	0	48 797	0	824 142
723 Civil Engineering And Contractor Plants And Equipments/parts	0	11 016	0	190 017
LAINNYA	2 260	889 604	28 771	639 146
SUB TOTAL	164 931 440	1 153 162 681	141 258 912	952 168 501

**I.6 IMPOR KOMODITI MENURUT NEGARA ASAL / IMPORT BY COUNTRY OF ORIGIN
DAN LIMA GOLONGAN BARANG (SITC) UTAMA / AND FIVE MAJOR SITC COMMODITY GROUP
** NOVEMBER / NOVEMBER 2011 ****

Negara Asal/SITC/Uraian Golongan Barang <i>Country of Origin/SITC/group Description</i>	Berat Bersih / <i>Net Weight (Kg)</i>		Nilai CIF / <i>CIF Value (US\$)</i>	
	Bulan ini <i>Current month</i>	Kumulatif <i>Cum. Jan to date</i>	Bulan ini <i>Current month</i>	Kumulatif <i>Cum. Jan to date</i>
LAO PEOPLE'S DEM. REP.				
071 Coffee And Coffee Substitutes	0	460 800	0	839 040
893 Article Of Plastics	0	33 540	0	121 195
655 Knitted Or Crocheted Fabrics	0	9 195	0	112 441
845 Articles Of Apparel	1 027	1 065	53 152	53 959
653 Fabrics, Woven, Of Man-made Fibres	0	3 591	0	53 503
LAINNYA	0	4 168	0	37 004
SUB TOTAL	1 027	512 359	53 152	1 217 142
NEPAL				
659 Floor Coverings	0	267	0	35 185
642 Paper And Paperboard Cut To Size/shape And Article Of Papers	0	796	0	11 243
898 Musical Instrument And Parts/accessories	436	525	2 311	2 701
845 Articles Of Apparel	8	8	1 141	1 141
896 Works Of Art, Collectors Pieces And Antiques	0	265	0	509
LAINNYA	17	85	998	1 582
SUB TOTAL	461	1 946	4 450	52 361
BHUTAN				
782 Motor Vehicle For The Transportation Of Goods	8 780	8 780	35 127	35 127
759 Parts And Accessories For Machine Of Heading 751 Or 752	0	6	0	800
845 Articles Of Apparel	22	22	200	200
LAINNYA	0	0	0	0
SUB TOTAL	8 802	8 808	35 327	36 127
VIET NAM				
042 Rice	178 071 162	1 587 454 333	102 911 373	835 567 107
764 Telecommunication Equipments And Parts	130 695	1 281 021	17 715 231	183 352 536
674 Flat Rolled Products, Clad Or Plated	15 367 414	109 925 768	16 287 837	117 344 027
333 Petroleum Oil, Crude	0	64 103 170	0	57 825 767
673 Flat Rolled Products, Not Clad	10 039 520	69 111 934	7 591 524	54 780 258
LAINNYA	42 821 425	873 602 276	87 192 584	893 451 846
SUB TOTAL	246 430 216	2 705 478 502	231 698 549	2 142 321 541
MALDIVES				
893 Article Of Plastics	0	308	0	2 653
122 Tobacco, Manufactured	0	10	0	450
764 Telecommunication Equipments And Parts	0	1	0	251
LAINNYA	0	0	0	0
SUB TOTAL	0	319	0	3 354
INDIA				
511 Hydrocarbon And Their Halogenated, Nitrated Derivatives	27 103 074	302 984 520	39 551 103	486 907 404
044 Maize, Unmilled	74 332 143	1 120 984 168	22 809 194	347 255 225
334 Petroleum Products, Refined	26 040 986	321 618 330	29 874 449	335 685 738
782 Motor Vehicle For The Transportation Of Goods	2 236 202	24 071 076	25 882 971	273 295 442
764 Telecommunication Equipments And Parts	117 316	1 620 585	20 225 578	244 411 703
LAINNYA	172 149 428	2 735 584 101	195 663 001	2 308 509 942
SUB TOTAL	301 979 149	4 506 862 780	334 006 296	3 996 065 454
PAKISTAN				
263 Cotton	2 418 465	12 351 082	4 989 699	36 463 722
044 Maize, Unmilled	18 137 062	91 818 094	5 441 008	27 956 978
652 Cotton Fabrics, Woven	149 913	2 104 868	984 062	18 294 106
334 Petroleum Products, Refined	0	13 567 060	0	14 499 795
288 Non-ferrous Base Metal Waste And Scraps	115 724	1 606 713	811 818	13 636 936
LAINNYA	4 540 128	78 558 673	5 376 757	78 734 950
SUB TOTAL	25 361 292	200 006 490	17 603 344	189 586 487
BANGLADESH				
658 Made-up Articles, Wholly/chiefly Of Textile Materials	558 690	6 480 158	549 432	7 183 943
673 Flat Rolled Products, Not Clad	0	7 309 985	0	6 426 648
651 Textile Yarns	498 004	4 753 393	550 885	6 323 189
054 Vegetables, Fresh, Chilled, Frozen Or Simply Preserved	26 000	8 841 635	5 749	3 392 853
845 Articles Of Apparel	4 115	60 831	157 911	2 714 861
LAINNYA	626 348	4 296 158	1 614 714	11 050 813
SUB TOTAL	1 713 157	31 742 160	2 878 691	37 092 307

**I.6 IMPOR KOMODITI MENURUT NEGARA ASAL / IMPORT BY COUNTRY OF ORIGIN
DAN LIMA GOLONGAN BARANG (SITC) UTAMA / AND FIVE MAJOR SITC COMMODITY GROUP
** NOVEMBER / NOVEMBER 2011 ****

Negara Asal/SITC/Uraian Golongan Barang <i>Country of Origin/SITC/group Description</i>	Berat Bersih / <i>Net Weight (Kg)</i>		Nilai CIF / <i>CIF Value (US\$)</i>	
	Bulan ini <i>Current month</i>	Kumulatif <i>Cum. Jan to date</i>	Bulan ini <i>Current month</i>	Kumulatif <i>Cum. Jan to date</i>
SRI LANKA				
046 Meal And Flour Of Wheat And Flour Of Meslin	16 017 000	187 944 520	8 387 025	95 437 591
845 Articles Of Apparel	3 146	31 694	114 261	1 520 383
625 Rubber Tyre,tyre Cases,tyre Treads,inner Tubes, And Tyre Flaps	29 089	388 995	120 800	1 241 277
792 Aircraft And Associated Equipments And Parts	0	44 856	0	1 013 894
074 Tea And Mate	6 074	124 530	73 644	994 165
LAINNYA	259 728	3 781 487	546 488	8 780 638
SUB TOTAL	16 315 037	192 316 082	9 242 218	108 987 948
AFGHANISTAN				
699 Manufactures Of Base Metals	0	5	0	3 894
269 Old Clothing And Other Old Textile Articles: Rags	0	90	0	1 705
893 Article Of Plastics	0	17	0	1 222
764 Telecommunication Equipments And Parts	7	7	229	229
759 Parts And Accessories For Machine Of Heading 751 Or 752	0	1	0	21
LAINNYA	0	3	0	2
SUB TOTAL	7	123	229	7 073
INDONESIA				
793 Ships, Boats, And Floating Structures	19 392 000	31 451 825	7 766 469	29 667 649
772 Electrical Apparatus For Making And Breaking Electrical Circuits	133 700	444 788	3 163 232	21 565 916
851 Footwears	110 584	1 351 159	1 204 723	14 298 788
673 Flat Rolled Products, Not Clad	374 841	13 587 923	332 065	12 439 180
778 Electrical Machinery And Apparatus	31 354	817 337	565 269	7 858 825
LAINNYA	2 753 683	28 048 286	10 510 229	89 868 785
SUB TOTAL	22 796 162	75 701 318	23 541 987	175 699 143
IRAQ				
057 Fruit And Nut; Fresh Or Dried	0	1 164 068	0	641 803
759 Parts And Accessories For Machine Of Heading 751 Or 752	0	1	0	42
776 Thermionic, Cold Cathode, And Photo Cathode Valves/tubes	0	1	0	35
874 Measuring, Checking, Analysing, And Controlling Instrument And Appai	0	1	0	21
LAINNYA	0	0	0	0
SUB TOTAL	0	1 164 071	0	641 901
IRAN (ISLAMIC REPUBLIC OF)				
342 Liquefied Propane And Butane	88 213 896	797 113 859	70 152 966	699 379 172
334 Petroleum Products, Refined	4 199 945	107 302 761	6 354 067	130 306 021
511 Hydrocarbon And Their Halogenated, Nitrated Derivatives	0	49 594 420	0	56 589 411
562 Fertilizers, Manufactured	10 479 600	68 155 202	6 364 138	40 717 059
522 Inorganic Chemical Elements, Oxides And Halogen Salts	73 920	38 802 006	102 453	21 913 232
LAINNYA	5 569 265	144 580 906	2 944 635	54 559 725
SUB TOTAL	108 536 626	1 205 549 154	85 918 259	1 003 464 620
SAUDI ARABIA				
333 Petroleum Oil, Crude	488 713 000	4 569 034 085	402 247 714	3 743 053 286
511 Hydrocarbon And Their Halogenated, Nitrated Derivatives	34 308 837	259 949 086	38 551 762	325 485 372
334 Petroleum Products, Refined	2 871 861	302 039 022	4 297 367	292 529 335
512 Alcohols,phenols,phenol-alcohols And Their Halogenated	12 637 260	176 552 952	14 731 611	204 583 908
575 Other Plastics In Primary Forms	8 919 784	82 262 345	12 691 550	123 945 557
LAINNYA	18 724 254	244 344 564	15 996 717	250 165 418
SUB TOTAL	566 174 996	5 634 182 054	488 516 721	4 939 762 876
ISRAEL				
726 Printing/book Binding Machinery And Parts	13 215	56 113	67 900	2 435 160
751 Office Machines	0	13 729	0	1 132 096
533 Pigments, Paints, Varnishes, And Related Materials	1 683	38 618	63 533	882 818
764 Telecommunication Equipments And Parts	268	3 930	26 619	826 324
515 Organo-inorganic And Heterocyclic Compounds	18	3 497	2 178	772 371
LAINNYA	26 908	876 719	520 039	3 515 857
SUB TOTAL	42 092	992 606	680 269	9 564 626
KUWAIT				
334 Petroleum Products, Refined	115 439 713	1 148 162 971	113 733 699	1 039 154 346
511 Hydrocarbon And Their Halogenated, Nitrated Derivatives	5 220 241	68 386 062	8 274 082	109 157 359
512 Alcohols,phenols,phenol-alcohols And Their Halogenated	2 216 065	30 451 344	3 152 491	39 271 092
571 Polymers Of Ethylene In Primary Forms	2 179 587	27 051 325	2 397 761	32 152 737
282 Waste And Scrap Metal Of Iron/steel	480 400	36 611 855	205 118	15 278 658
LAINNYA	1 734 689	40 222 499	682 691	22 208 654
SUB TOTAL	127 270 695	1 350 886 056	128 445 842	1 257 222 846

**I.6 IMPOR KOMODITI MENURUT NEGARA ASAL / IMPORT BY COUNTRY OF ORIGIN
DAN LIMA GOLONGAN BARANG (SITC) UTAMA / AND FIVE MAJOR SITC COMMODITY GROUP
** NOVEMBER / NOVEMBER 2011 ****

Negara Asal/SITC/Uraian Golongan Barang Country of Origin/SITC/group Description	Berat Bersih / Net Weight (Kg)		Nilai CIF / CIF Value (US\$)	
	Bulan ini Current month	Kumulatif Cum. Jan to date	Bulan ini Current month	Kumulatif Cum. Jan to date
JORDAN				
272 Fertilizers, Crude	41 050 000	541 784 000	6 691 150	82 671 302
522 Inorganic Chemical Elements, Oxides And Halogen Salts	10 403 734	128 226 869	11 437 388	78 322 671
562 Fertilizers, Manufactured	5 616 860	164 135 735	2 939 915	73 356 008
685 Lead	0	1 455 005	0	3 268 247
288 Non-ferrous Base Metal Waste And Scraps	0	127 790	0	1 094 147
LAINNYA	163 639	2 791 683	94 706	1 798 429
SUB TOTAL	57 234 233	838 521 082	21 163 159	240 510 804
LEBANON				
282 Waste And Scrap Metal Of Iron/steel	0	8 062 825	0	3 781 835
892 Printed Matter	29 511	350 518	83 061	722 143
288 Non-ferrous Base Metal Waste And Scraps	0	62 410	0	519 961
652 Cotton Fabrics, Woven	0	21 661	0	270 044
121 Tobacco, Unmanufactured And Refused	0	77 065	0	249 845
LAINNYA	1	9 591	102	76 400
SUB TOTAL	29 512	8 584 070	83 163	5 620 228
PALESTINA				
874 Measuring, Checking, Analysing, And Controlling Instrument And Appar	0	32	0	1 864
747 Taps, Cocks, And Valves For Pipes	0	30	0	1 751
772 Electrical Apparatus For Making And Breaking Electrical Circuits	0	19	0	1 134
845 Articles Of Apparel	40	40	697	697
655 Knitted Or Crocheted Fabrics	0	1	0	56
LAINNYA	0	1	0	4
SUB TOTAL	40	123	697	5 506
YEMEN				
034 Fish, Fresh, Chilled Or Frozen	54 000	2 793 054	37 800	1 922 935
288 Non-ferrous Base Metal Waste And Scraps	0	71 340	0	630 370
211 Hides And Skins, Raw	10 000	43 060	116 600	452 900
611 Leathers	0	48 150	0	377 243
251 Pulp And Waste Paper	0	963 134	0	257 541
LAINNYA	0	119 480	0	215 738
SUB TOTAL	64 000	4 038 218	154 400	3 856 727
OMAN				
684 Alumunium	7 641 903	67 547 720	16 967 346	170 077 360
511 Hydrocarbon And Their Halogenated, Nitrated Derivatives	0	101 515 473	0	154 282 030
334 Petroleum Products, Refined	0	59 026 833	0	60 498 560
512 Alcohols,phenols,phenol-alcohols And Their Halogenated	5 250 000	17 573 841	2 265 323	7 011 559
575 Other Plastics In Primary Forms	148 500	3 555 000	222 750	5 839 650
LAINNYA	182 848	3 320 882	49 457	2 656 727
SUB TOTAL	13 223 251	252 539 749	19 504 876	400 365 886
SYRIA ARAB REPUBLIC				
611 Leathers	24 359	732 863	197 126	5 184 763
211 Hides And Skins, Raw	0	19 260	0	153 125
892 Printed Matter	0	92 071	0	128 188
575 Other Plastics In Primary Forms	0	7 440	0	42 288
583 Monofilament And Rod Of Plastics	0	5 400	0	28 221
LAINNYA	0	8 047	0	38 788
SUB TOTAL	24 359	865 081	197 126	5 575 373
TURKEY				
046 Meal And Flour Of Wheat And Flour Of Meslin	41 921 500	357 791 544	14 503 989	129 884 612
333 Petroleum Oil, Crude	0	133 561 727	0	91 750 391
121 Tobacco, Unmanufactured And Refused	488 408	7 516 950	3 498 842	41 359 374
523 Metallicsalts And Peroxysalts	3 377 600	26 585 894	2 129 416	16 688 731
251 Pulp And Waste Paper	2 600 910	49 069 899	647 436	12 422 387
LAINNYA	16 085 315	120 483 757	12 689 163	119 543 102
SUB TOTAL	64 473 733	695 009 771	33 468 846	411 648 597
UNITED ARAB EMIRATES				
342 Liquefied Propane And Butane	0	342 945 942	0	298 377 776
334 Petroleum Products, Refined	751 530	151 124 936	1 105 861	149 055 463
511 Hydrocarbon And Their Halogenated, Nitrated Derivatives	5 449 567	63 163 282	6 217 532	80 537 428
684 Alumunium	2 875 973	22 321 276	6 654 509	57 714 537
282 Waste And Scrap Metal Of Iron/steel	7 045 890	71 523 709	3 350 240	32 286 162
LAINNYA	21 134 849	131 361 368	13 742 295	115 345 595
SUB TOTAL	37 257 809	782 440 513	31 070 437	733 316 961

**I.6 IMPOR KOMODITI MENURUT NEGARA ASAL / IMPORT BY COUNTRY OF ORIGIN
DAN LIMA GOLONGAN BARANG (SITC) UTAMA / AND FIVE MAJOR SITC COMMODITY GROUP
** NOVEMBER / NOVEMBER 2011 ****

Negara Asal/SITC/Uraian Golongan Barang <i>Country of Origin/SITC/group Description</i>	Berat Bersih / <i>Net Weight (Kg)</i>		Nilai CIF / <i>CIF Value (US\$)</i>	
	Bulan ini <i>Current month</i>	Kumulatif <i>Cum. Jan to date</i>	Bulan ini <i>Current month</i>	Kumulatif <i>Cum. Jan to date</i>
QATAR				
342 Liquefied Propane And Butane	42 924 000	250 145 226	33 148 890	212 549 223
334 Petroleum Products, Refined	0	143 842 574	0	136 431 339
511 Hydrocarbon And Their Halogenated, Nitrated Derivatives	18 410 684	107 375 342	19 983 778	131 830 572
598 Miscellaneous Chemical Products	4 169 178	20 217 878	7 498 696	37 758 120
684 Alumunium	1 171 627	13 435 143	2 990 333	36 567 631
LAINNYA	1 573 589	76 884 243	1 691 118	41 047 779
SUB TOTAL	68 249 078	611 900 406	65 312 815	596 184 664
BAHRAIN				
684 Alumunium	1 009 090	13 049 852	2 505 948	34 124 265
334 Petroleum Products, Refined	0	30 680 020	0	33 407 474
281 Iron Ore And Concentrates	0	63 174 791	0	14 458 028
282 Waste And Scrap Metal Of Iron/steel	140 340	22 660 138	68 486	9 811 392
288 Non-ferrous Base Metal Waste And Scraps	0	75 670	0	655 667
LAINNYA	129 306	2 165 247	63 192	799 729
SUB TOTAL	1 278 736	131 805 718	2 637 626	93 256 555
CYPRUS				
793 Ships, Boats, And Floating Structures	0	10 026 198	0	6 479 228
251 Pulp And Waste Paper	0	4 379 430	0	1 055 968
282 Waste And Scrap Metal Of Iron/steel	0	1 579 170	0	572 808
287 Ores And Concentrates Of Basemetals	0	504 000	0	407 328
745 Other Non-electical Machinery, Tools, And Mechanical Apparatus	0	92 985	0	250 135
LAINNYA	70	194 838	6 772	412 530
SUB TOTAL	70	16 776 621	6 772	9 177 997
OTHER WEST ASIA				
843 Men's Coats/jackets, Knitted	0	95	0	1 169
LAINNYA	0	0	0	0
SUB TOTAL	0	95	0	1 169
EGYPT				
562 Fertilizers, Manufactured	52 386 000	800 515 630	5 914 031	79 685 425
272 Fertilizers, Crude	41 400 000	355 009 000	5 620 464	46 262 551
714 Engines And Motors, Non-electric And Parts	0	9 809	0	14 934 760
057 Fruit And Nut; Fresh Or Dried	354 862	11 206 850	316 116	9 798 790
061 Sugar, Molasses, And Honey	18 000 000	48 000 267	3 788 000	9 213 322
LAINNYA	727 104	15 463 216	1 057 814	27 391 639
SUB TOTAL	112 867 966	1 230 204 772	16 696 425	187 286 487
MOROCCO				
522 Inorganic Chemical Elements, Oxides And Halogen Salts	0	88 669 218	0	50 966 651
842 Women's Coats/jacket, Not Knitted	5 553	78 422	362 552	5 861 691
841 Men's Coats/jackets, Not Knitted	1 151	20 956	69 574	1 452 118
845 Articles Of Apparel	1 385	19 342	73 274	1 330 339
562 Fertilizers, Manufactured	0	1 999 500	0	1 309 682
LAINNYA	355 956	1 359 135	166 377	2 588 085
SUB TOTAL	364 045	92 146 573	671 777	63 508 566
TUNISIA				
057 Fruit And Nut; Fresh Or Dried	0	2 028 907	0	6 153 565
251 Pulp And Waste Paper	296 123	1 753 869	302 101	2 208 875
523 Metallicals And Peroxysalts	0	3 630 000	0	2 192 062
772 Electrical Apparatus For Making And Breaking Electrical Circuits	1 972	382 312	51 816	1 730 403
773 Equipment For Distributing Electricity	58	2 261	1 864	229 186
LAINNYA	811	378 359	28 159	1 393 428
SUB TOTAL	298 964	8 175 708	383 940	13 907 519
ALGERIA				
333 Petroleum Oil, Crude	85 930 904	385 931 629	72 063 153	328 071 940
251 Pulp And Waste Paper	1 237 100	4 304 528	345 887	1 227 907
057 Fruit And Nut; Fresh Or Dried	0	83 800	0	115 660
699 Manufactures Of Base Metals	0	1 396	0	3 245
666 Pottery	0	3 277	0	1 368
LAINNYA	0	2	0	2
SUB TOTAL	87 168 004	390 324 632	72 409 040	329 420 122

**I.6 IMPOR KOMODITI MENURUT NEGARA ASAL / IMPORT BY COUNTRY OF ORIGIN
DAN LIMA GOLONGAN BARANG (SITC) UTAMA / AND FIVE MAJOR SITC COMMODITY GROUP
** NOVEMBER / NOVEMBER 2011 ****

Negara Asal/SITC/Uraian Golongan Barang <i>Country of Origin/SITC/group Description</i>	Berat Bersih / <i>Net Weight (Kg)</i>		Nilai CIF / <i>CIF Value (US\$)</i>	
	Bulan ini <i>Current month</i>	Kumulatif <i>Cum. Jan to date</i>	Bulan ini <i>Current month</i>	Kumulatif <i>Cum. Jan to date</i>
SUDAN				
333 Petroleum Oil, Crude	0	78 181 900	0	56 907 035
282 Waste And Scrap Metal Of Iron/steel	2 053 860	23 901 025	758 724	9 345 201
263 Cotton	0	22 225	0	72 698
288 Non-ferrous Base Metal Waste And Scraps	0	23 300	0	44 037
251 Pulp And Waste Paper	0	100 980	0	28 981
LAINNYA	450	5 518	1 573	29 598
SUB TOTAL	2 054 310	102 234 948	760 297	66 427 550
NAMIBIA				
282 Waste And Scrap Metal Of Iron/steel	1 850 895	13 701 071	802 793	5 819 336
686 Zinc	0	558 094	0	1 355 932
273 Stone, Sand And Gravel	0	447 105	0	26 754
641 Papers And Paperboards	0	694	0	4 344
748 Transmission Shafts And Cranks	0	49	0	694
LAINNYA	0	5	0	153
SUB TOTAL	1 850 895	14 707 018	802 793	7 207 213
WESTERN SAHARA				
699 Manufactures Of Base Metals	0	2 400	0	7 536
LAINNYA	0	0	0	0
SUB TOTAL	0	2 400	0	7 536
ETHIOPIA				
054 Vegetables, Fresh, Chilled, Frozen Or Simply Preserved	0	5 617 856	0	4 013 793
611 Leathers	864	63 915	83 954	2 642 992
075 Spices	75 000	435 000	162 658	666 941
222 Oil Seeds Use For Extraction Ofsoft Fixed Vegetable Oils	0	583 560	0	292 100
071 Coffee And Coffee Substitutes	0	36 000	0	232 200
LAINNYA	0	97	0	390
SUB TOTAL	75 864	6 736 428	246 612	7 848 416
TANZANIA, UNITED REP. OF				
075 Spices	0	2 392 643	0	65 427 558
263 Cotton	2 689 024	5 650 569	6 477 716	14 976 107
121 Tobacco, Unmanufactured And Refused	170 391	1 173 834	1 096 704	6 836 527
222 Oil Seeds Use For Extraction Ofsoft Fixed Vegetable Oils	75 000	1 861 124	33 750	1 173 495
054 Vegetables, Fresh, Chilled, Frozen Or Simply Preserved	0	1 308 202	0	917 101
LAINNYA	0	197 934	0	437 394
SUB TOTAL	2 934 415	12 584 306	7 608 170	89 768 182
MADAGASCAR				
075 Spices	32 596	11 574 825	503 653	263 234 684
551 Essential Oils, Perfumes, And Flavour Materials	0	410 861	0	8 426 573
282 Waste And Scrap Metal Of Iron/steel	57 000	4 829 161	21 375	2 117 433
841 Men's Coats/Jackets, Not Knitted	161	3 010	6 244	168 141
054 Vegetables, Fresh, Chilled, Frozen Or Simply Preserved	115 000	230 000	57 788	115 576
LAINNYA	138	8 409	6 679	29 467
SUB TOTAL	204 895	17 056 266	595 739	274 091 874
SOMALIA				
611 Leathers	18 500	85 885	122 300	536 054
LAINNYA	0	0	0	0
SUB TOTAL	18 500	85 885	122 300	536 054
KENYA				
523 Metallicsalts And Peroxysalts	2 181 955	29 367 786	555 788	7 217 038
074 Tea And Mate	180 573	1 818 793	612 642	5 763 652
611 Leathers	16 050	296 252	179 816	2 458 438
263 Cotton	0	362 135	0	1 507 882
292 Crude Vegetable Materials	0	587 070	0	1 006 869
LAINNYA	74 544	2 146 470	106 539	1 857 724
SUB TOTAL	2 453 122	34 578 506	1 454 785	19 811 603
REUNION				
251 Pulp And Waste Paper	1 706 643	7 335 135	405 604	1 842 262
282 Waste And Scrap Metal Of Iron/steel	0	596 165	0	274 119

**I.6 IMPOR KOMODITI MENURUT NEGARA ASAL / IMPORT BY COUNTRY OF ORIGIN
DAN LIMA GOLONGAN BARANG (SITC) UTAMA / AND FIVE MAJOR SITC COMMODITY GROUP
** NOVEMBER / NOVEMBER 2011 ****

Negara Asal/SITC/Uraian Golongan Barang <i>Country of Origin/SITC/group Description</i>	Berat Bersih / <i>Net Weight (Kg)</i>		Nilai CIF / <i>CIF Value (US\$)</i>	
	Bulan ini <i>Current month</i>	Kumulatif <i>Cum. Jan to date</i>	Bulan ini <i>Current month</i>	Kumulatif <i>Cum. Jan to date</i>
598 Miscellaneous Chemical Products	9 282	9 282	20 054	20 054
579 Waste And Scrap Of Plastics	0	85 680	0	15 851
532 Dyeing/tanning Extracts And Synthetic Tanning Materials	5 017	5 017	10 841	10 841
LAINNYA	2	542	1 384	23 461
SUB TOTAL	1 720 944	8 031 821	437 883	2 186 588
MOZAMBIQUE				
263 Cotton	1 004 932	3 078 597	3 331 153	8 879 983
222 Oil Seeds Use For Extraction Ofsoft Fixed Vegetable Oils	70 781	8 034 902	62 903	6 991 170
057 Fruit And Nut; Fresh Or Dried	0	2 470 215	0	3 761 214
793 Ships, Boats, And Floating Structures	0	13 475 000	0	2 800 000
282 Waste And Scrap Metal Of Iron/steel	1 316 830	3 972 855	593 731	1 868 086
LAINNYA	79 000	1 730 591	82 846	1 724 921
SUB TOTAL	2 471 543	32 762 160	4 070 633	26 025 374
BOTSWANA				
658 Made-up Articles, Wholly/chiefly Of Textile Materials	17	75	228	1 219
845 Articles Of Apparel	0	11	0	232
776 Thermionic, Cold Cathode, And Photo Cathode Valves/tubes	0	1	0	19
656 Tulle,lace,embroidery,ribbons,trimmings And Other Small Wares	0	1	0	2
LAINNYA	0	0	0	0
SUB TOTAL	17	88	228	1 472
EQUATORIAL GUINEA				
629 Articles Of Rubbers	0	55	0	791
LAINNYA	0	0	0	0
SUB TOTAL	0	55	0	791
TOGO				
282 Waste And Scrap Metal Of Iron/steel	8 320 360	35 156 340	3 405 933	14 155 604
263 Cotton	596 408	3 714 362	1 512 820	13 489 359
222 Oil Seeds Use For Extraction Ofsoft Fixed Vegetable Oils	0	95 040	0	85 964
845 Articles Of Apparel	0	1 724	0	65 161
843 Men's Coats/Jackets, Knitted	0	1 020	0	41 925
LAINNYA	0	22 073	0	84 675
SUB TOTAL	8 916 768	38 990 559	4 918 753	27 922 688
GHANA				
072 Cocoa	0	4 236 283	0	14 227 440
282 Waste And Scrap Metal Of Iron/steel	1 005 360	15 139 402	364 765	6 293 194
263 Cotton	0	643 340	0	2 080 878
288 Non-ferrous Base Metal Waste And Scraps	107 270	253 665	173 777	1 218 219
685 Lead	0	197 340	0	480 095
LAINNYA	0	174 642	0	127 218
SUB TOTAL	1 112 630	20 644 672	538 542	24 427 044
LIBERIA				
282 Waste And Scrap Metal Of Iron/steel	2 344 650	23 463 271	915 276	9 484 381
793 Ships, Boats, And Floating Structures	0	778 000	0	215 000
892 Printed Matter	0	8 599	0	28 910
652 Cotton Fabrics, Woven	0	769	0	5 784
893 Article Of Plastics	0	24	0	1 340
LAINNYA	0	125	0	442
SUB TOTAL	2 344 650	24 250 788	915 276	9 735 857
GUINEA				
282 Waste And Scrap Metal Of Iron/steel	2 035 750	11 348 696	793 109	4 718 163
248 Wood, simply Worked And Railway Sleeper Of Wood	0	38 432	0	39 160
723 Civil Engineering And Contractor Plants And Equipments/parts	122	122	9 542	9 542
553 Perfumery, Cosmetics, And Toilet Preparations	0	350	0	5 356
893 Article Of Plastics	98	250	259	778
LAINNYA	0	11	0	219
SUB TOTAL	2 035 970	11 387 861	802 910	4 773 218
ANGOLA				
282 Waste And Scrap Metal Of Iron/steel	2 835 477	12 135 319	1 270 725	4 849 148
793 Ships, Boats, And Floating Structures	0	2 586 660	0	1 937 711

**I.6 IMPOR KOMODITI MENURUT NEGARA ASAL / IMPORT BY COUNTRY OF ORIGIN
DAN LIMA GOLONGAN BARANG (SITC) UTAMA / AND FIVE MAJOR SITC COMMODITY GROUP
** NOVEMBER / NOVEMBER 2011 ****

Negara Asal/SITC/Uraian Golongan Barang <i>Country of Origin/SITC/group Description</i>	Berat Bersih / <i>Net Weight (Kg)</i>		Nilai CIF / <i>CIF Value (US\$)</i>	
	Bulan ini <i>Current month</i>	Kumulatif <i>Cum. Jan to date</i>	Bulan ini <i>Current month</i>	Kumulatif <i>Cum. Jan to date</i>
723 Civil Engineering And Contractor Plants And Equipments/parts	0	247 916	0	543 435
744 Mechanical Handling Equipments And Parts	0	184 295	0	423 016
728 Other Machines And Equipment Specialized For Particular Industry	0	223 377	0	298 775
LAINNYA	20	638 353	1 571	745 390
SUB TOTAL	2 835 497	16 015 920	1 272 296	8 797 475
CONGO				
282 Waste And Scrap Metal Of Iron/steel	43 680	4 084 503	20 311	1 831 006
292 Crude Vegetable Materials	100 388	640 391	160 621	1 024 625
231 Natural Rubber Latex:natural Rubber And Similar Natural Gums	0	90 000	0	387 000
247 Wood In The Rough Or Roughly Squared	0	130 702	0	128 693
248 Wood, simply Worked And Railway Sleeper Of Wood	38 973	102 121	31 110	104 006
LAINNYA	0	57	0	14 040
SUB TOTAL	183 041	5 047 774	212 042	3 489 370
CAMEROON				
072 Cocoa	1 213 400	3 065 581	4 118 250	10 097 298
263 Cotton	0	881 877	0	2 191 181
248 Wood, simply Worked And Railway Sleeper Of Wood	130 914	864 769	114 760	850 455
247 Wood In The Rough Or Roughly Squared	0	479 390	0	361 479
523 Metallicsalts And Peroxysalts	0	253 400	0	241 102
LAINNYA	13 402	64 484	19 444	164 962
SUB TOTAL	1 357 716	5 609 501	4 252 454	13 906 477
NIGERIA				
333 Petroleum Oil, Crude	0	1 603 272 040	0	1 377 815 703
263 Cotton	518 391	3 184 945	1 105 233	10 830 343
685 Lead	79 780	1 472 606	184 932	3 225 519
792 Aircraft And Associated Equipments And Parts	0	214 000	0	2 000 000
072 Cocoa	0	692 467	0	1 960 956
LAINNYA	102 866	910 310	237 029	1 962 158
SUB TOTAL	701 037	1 609 746 368	1 527 194	1 397 794 679
SIERRA LEONE				
282 Waste And Scrap Metal Of Iron/steel	379 780	16 331 691	144 584	6 753 069
772 Electrical Apparatus For Making And Breaking Electrical Circuits	0	1 973	0	135 339
776 Thermionic, Cold Cathode, And Photo Cathode Valves/tubes	1	336	76	48 859
778 Electrical Machinery And Apparatus	0	1 744	0	19 747
759 Parts And Accessories For Machine Of Heading 751 Or 752	0	182	0	14 774
LAINNYA	27	2 509	639	27 338
SUB TOTAL	379 808	16 338 435	145 299	6 999 126
GABON				
282 Waste And Scrap Metal Of Iron/steel	1 142 580	7 720 960	459 237	3 202 440
635 Wood Manufactures	0	57 924	0	155 709
634 Veneers, plywood, improved/reconstituted Wood Worked	0	16 551	0	36 356
874 Measuring, Checking, Analysing, And Controlling Instrument And Appai	0	185	0	29 796
641 Papers And Paperboards	19 642	19 642	26 517	26 517
LAINNYA	18 134	30 050	27 139	60 036
SUB TOTAL	1 180 356	7 845 312	512 893	3 510 854
COTE D'IVOIRE				
263 Cotton	801 028	11 574 357	2 449 213	41 149 378
072 Cocoa	0	3 413 350	0	11 444 204
282 Waste And Scrap Metal Of Iron/steel	657 270	9 406 763	312 204	3 835 105
288 Non-ferrous Base Metal Waste And Scraps	42 510	100 620	340 916	858 019
248 Wood, simply Worked And Railway Sleeper Of Wood	117 079	387 435	152 075	509 760
LAINNYA	3	4 925	280	39 883
SUB TOTAL	1 617 890	24 887 450	3 254 688	57 836 349
SENEGAL				
282 Waste And Scrap Metal Of Iron/steel	3 905 525	35 025 794	1 605 710	14 373 988
263 Cotton	0	721 855	0	2 906 850
288 Non-ferrous Base Metal Waste And Scraps	0	152 030	0	404 662
737 Metalworking Machinery And Parts	0	14 261	0	38 237
334 Petroleum Products, Refined	0	20 030	0	30 245
LAINNYA	0	66 207	0	83 922
SUB TOTAL	3 905 525	36 000 177	1 605 710	17 837 904

**I.6 IMPOR KOMODITI MENURUT NEGARA ASAL / IMPORT BY COUNTRY OF ORIGIN
DAN LIMA GOLONGAN BARANG (SITC) UTAMA / AND FIVE MAJOR SITC COMMODITY GROUP
** NOVEMBER / NOVEMBER 2011 ****

Negara Asal/SITC/Uraian Golongan Barang <i>Country of Origin/SITC/group Description</i>	Berat Bersih / <i>Net Weight (Kg)</i>		Nilai CIF / <i>CIF Value (US\$)</i>	
	Bulan ini <i>Current month</i>	Kumulatif <i>Cum. Jan to date</i>	Bulan ini <i>Current month</i>	Kumulatif <i>Cum. Jan to date</i>
MAURITANIA				
282 Waste And Scrap Metal Of Iron/steel	0	2 312 760	0	945 723
411 Animal Oils And Fats	0	60 000	0	93 968
776 Thermionic, Cold Cathode, And Photo Cathode Valves/tubes	0	629	0	51 147
735 Parts Of Machine Tools	0	1 253	0	14 344
759 Parts And Accessories For Machine Of Heading 751 Or 752	0	92	0	6 516
LAINNYA	0	0	0	0
SUB TOTAL	0	2 374 734	0	1 111 698
MALI				
263 Cotton	609 187	15 354 815	1 528 729	57 624 667
764 Telecommunication Equipments And Parts	216	2 206	22 673	260 833
776 Thermionic, Cold Cathode, And Photo Cathode Valves/tubes	0	30	0	8 814
896 Works Of Art, Collectors Pieces And Antiques	0	14	0	5 150
893 Article Of Plastics	0	45	0	1 921
LAINNYA	12	88	585	4 129
SUB TOTAL	609 415	15 357 198	1 551 987	57 905 514
BENIN				
263 Cotton	0	13 198 206	0	42 274 471
282 Waste And Scrap Metal Of Iron/steel	4 707 960	25 745 195	1 904 592	10 780 033
288 Non-ferrous Base Metal Waste And Scraps	80 585	936 710	553 779	5 433 471
057 Fruit And Nut; Fresh Or Dried	0	1 327 890	0	1 715 140
075 Spices	0	16 048	0	10 367
LAINNYA	0	0	0	0
SUB TOTAL	4 788 545	41 224 049	2 458 371	60 213 482
BURKINA FASO				
263 Cotton	251 925	16 674 168	596 217	55 305 679
LAINNYA	0	0	0	0
SUB TOTAL	251 925	16 674 168	596 217	55 305 679
GUINEA BISSAU				
282 Waste And Scrap Metal Of Iron/steel	0	213 000	0	98 833
LAINNYA	0	0	0	0
SUB TOTAL	0	213 000	0	98 833
GAMBIA				
282 Waste And Scrap Metal Of Iron/steel	1 420 320	10 367 660	523 501	4 121 658
222 Oil Seeds Use For Extraction Ofsoft Fixed Vegetable Oils	0	436 020	0	442 684
772 Electrical Apparatus For Making And Breaking Electrical Circuits	0	814	0	111 832
759 Parts And Accessories For Machine Of Heading 751 Or 752	0	239	0	70 173
554 Soap,cleansing And Polishing Preparations	0	5 539	0	36 000
LAINNYA	6	413	684	3 755
SUB TOTAL	1 420 326	10 810 685	524 185	4 786 102
U.S. VIRGIN ISLANDS				
682 Copper	101 192	330 263	531 259	1 727 427
771 Electric Power Machinery And Parts	0	760	0	91 473
655 Knitted Or Crocheted Fabrics	0	3 969	0	29 524
772 Electrical Apparatus For Making And Breaking Electrical Circuits	0	22	0	4 386
842 Women's Coats/jacket, Not Knitted	0	10	0	2 065
LAINNYA	1	21	462	2 228
SUB TOTAL	101 193	335 045	531 721	1 857 103
SEYCHELLES				
232 Synthetic Rubber Latex, Synthetic/reclaimed Rubber	0	43 200	0	170 640
112 Alcoholic Beverages	48	2 791	509	29 005
872 Medical Instruments And Appliances	29	193	9 026	25 968
851 Footwears	7 306	7 306	6 359	6 359
784 Parts And Accessories Of The Motor Vehicles	0	61	0	3 556
LAINNYA	0	3	0	29
SUB TOTAL	7 383	53 554	15 894	235 557
UGANDA				
263 Cotton	0	4 117 055	0	15 543 730
611 Leathers	16 890	108 434	162 810	1 120 124

**I.6 IMPOR KOMODITI MENURUT NEGARA ASAL / IMPORT BY COUNTRY OF ORIGIN
DAN LIMA GOLONGAN BARANG (SITC) UTAMA / AND FIVE MAJOR SITC COMMODITY GROUP
** NOVEMBER / NOVEMBER 2011 ****

Negara Asal/SITC/Uraian Golongan Barang <i>Country of Origin/SITC/group Description</i>	Berat Bersih / <i>Net Weight (Kg)</i>		Nilai CIF / <i>CIF Value (US\$)</i>	
	Bulan ini <i>Current month</i>	Kumulatif <i>Cum. Jan to date</i>	Bulan ini <i>Current month</i>	Kumulatif <i>Cum. Jan to date</i>
689 Miscellaneous Non-ferrous Basemetals Employed In Metallurgy	0	20 000	0	757 844
728 Other Machines And Equipment Specialized For Particular Industry	0	110	0	29 302
LAINNYA	0	0	0	0
SUB TOTAL	16 890	4 245 599	162 810	17 451 000
CENTRAL AFRICAN REPUBLIC				
263 Cotton	500 664	3 136 285	1 283 543	9 036 915
523 Metallicsalts And Peroxysalts	0	180 000	0	430 560
292 Crude Vegetable Materials	7	14	130 751	269 509
278 Other Crude Minerals	250 000	250 000	51 750	51 750
874 Measuring, Checking, Analysing, And Controlling Instrument And Appar	0	365	0	42 793
LAINNYA	0	904	0	42 966
SUB TOTAL	750 671	3 567 568	1 466 044	9 874 493
NIGER				
793 Ships, Boats, And Floating Structures	0	2 391	0	69 345
713 Internal Combustion Piston Engines And Parts	0	1 116	0	32 361
874 Measuring, Checking, Analysing, And Controlling Instrument And Appar	0	14 103	0	19 762
693 Wire Products And Fencing Grills	0	6 390	0	16 880
098 Edible Products And Preparations	10 000	10 000	15 482	15 482
LAINNYA	142	11 116	23 427	75 222
SUB TOTAL	10 142	45 116	38 909	229 052
CHAD				
263 Cotton	0	877 295	0	3 229 580
LAINNYA	0	0	0	0
SUB TOTAL	0	877 295	0	3 229 580
DJIBOUTI				
054 Vegetables, Fresh, Chilled, Frozen Or Simply Preserved	0	580 540	0	533 118
282 Waste And Scrap Metal Of Iron/steel	0	800 074	0	333 904
LAINNYA	0	0	0	0
SUB TOTAL	0	1 380 614	0	867 022
SAINT HELENA				
764 Telecommunication Equipments And Parts	0	1 211	0	1 056 764
513 Carboxylic Acids, and Their Anhydrides, halides, peroxides	3 820	3 820	14 866	14 866
682 Copper	0	651	0	8 460
431 Animal And Vegetable Oil; Fat Processed And Their Wax	750	750	2 920	2 920
724 Textile/leather Machinery And Parts	0	132	0	2 586
LAINNYA	0	1 101	0	8 253
SUB TOTAL	4 570	7 665	17 786	1 093 849
SAO TOME AND PRINCIPE				
821 Furnitures And Parts	0	2	0	59
892 Printed Matter	0	1	0	3
899 Other Miscellaneous Manufactured Articles	0	1	0	1
LAINNYA	0	0	0	0
SUB TOTAL	0	4	0	63
SWAZILAND				
516 Other Organic Chemicals	0	199 760	0	1 044 596
731 Machine Tools By Removing Metal	0	14 705	0	590 413
724 Textile/leather Machinery And Parts	26 783	26 814	280 773	294 623
745 Other Non-electrical Machinery, Tools, And Mechanical Apparatus	34 643	144 448	47 522	240 038
772 Electrical Apparatus For Making And Breaking Electrical Circuits	0	1 231	0	206 171
LAINNYA	5 018	26 899	190 588	733 430
SUB TOTAL	66 444	413 857	518 883	3 109 271
SOUTH AFRICA				
251 Pulp And Waste Paper	18 030 505	275 731 521	17 864 673	311 437 123
282 Waste And Scrap Metal Of Iron/steel	25 628 208	254 814 125	12 397 106	116 167 494
684 Aluminium	459 256	10 143 914	1 208 070	26 251 080
061 Sugar, Molasses, And Honey	0	31 480 500	0	22 262 979
057 Fruit And Nut; Fresh Or Dried	439 902	15 432 108	343 979	19 323 815
LAINNYA	4 408 046	80 097 763	15 568 579	162 932 861
SUB TOTAL	48 965 917	667 699 931	47 382 407	658 375 352

**I.6 IMPOR KOMODITI MENURUT NEGARA ASAL / IMPORT BY COUNTRY OF ORIGIN
DAN LIMA GOLONGAN BARANG (SITC) UTAMA / AND FIVE MAJOR SITC COMMODITY GROUP
** NOVEMBER / NOVEMBER 2011 ****

Negara Asal/SITC/Uraian Golongan Barang <i>Country of Origin/SITC/group Description</i>	Berat Bersih / <i>Net Weight (Kg)</i>		Nilai CIF / <i>CIF Value (US\$)</i>	
	Bulan ini <i>Current month</i>	Kumulatif <i>Cum. Jan to date</i>	Bulan ini <i>Current month</i>	Kumulatif <i>Cum. Jan to date</i>
ZIMBABWE				
121 Tobacco, Unmanufactured And Refused	297 000	1 538 520	1 293 732	9 799 050
263 Cotton	1 069 212	3 204 133	2 685 424	8 242 799
074 Tea And Mate	168 100	168 100	90 774	90 774
821 Furnitures And Parts	0	145	0	3 605
575 Other Plastics In Primary Forms	0	5	0	5
LAINNYA	0	0	0	0
SUB TOTAL	1 534 312	4 910 903	4 069 930	18 136 233
ZAMBIA				
263 Cotton	438 858	488 488	1 102 957	1 179 229
121 Tobacco, Unmanufactured And Refused	0	40 773	0	362 273
685 Lead	0	64 660	0	148 718
694 Nails, Screws, Nuts, Bolts, Rivets Of Iron/steel Or Copper	0	1	0	19
LAINNYA	0	0	0	0
SUB TOTAL	438 858	593 922	1 102 957	1 690 239
MALAWI				
263 Cotton	314 971	1 390 442	701 458	3 685 936
074 Tea And Mate	0	101 283	0	212 511
121 Tobacco, Unmanufactured And Refused	0	94 297	0	153 916
075 Spices	0	79 000	0	55 300
LAINNYA	0	0	0	0
SUB TOTAL	314 971	1 665 022	701 458	4 107 663
COMOROS				
075 Spices	9 863	9 863	164 712	164 712
232 Synthetic Rubber Latex, Synthetic/reclaimed Rubber	0	2	0	83
LAINNYA	0	0	0	0
SUB TOTAL	9 863	9 865	164 712	164 795
BURUNDI				
776 Thermionic, Cold Cathode, And Photo Cathode Valves/tubes	0	1	0	6
LAINNYA	0	0	0	0
SUB TOTAL	0	1	0	6
MAURITIUS				
282 Waste And Scrap Metal Of Iron/steel	424 040	8 688 400	155 961	3 529 305
081 Feeding Stuff For Animals	404 410	1 980 845	384 795	2 133 817
845 Articles Of Apparel	2 035	16 565	62 021	588 279
278 Other Crude Minerals	52 500	52 500	231 525	231 525
844 Women's Coats/jackets, Knitted	199	2 835	5 554	115 855
LAINNYA	8 987	183 082	19 506	169 266
SUB TOTAL	892 171	10 924 227	859 362	6 768 047
RWANDA				
653 Fabrics, Woven, Of Man-made Fibres	0	563	0	6 205
764 Telecommunication Equipments And Parts	0	108	0	2 060
696 Cutlery	0	20	0	158
655 Knitted Or Crocheted Fabrics	0	5	0	53
657 Special Yarns, textile Fabrics	0	1	0	8
LAINNYA	0	0	0	0
SUB TOTAL	0	697	0	8 484
VIRGIN ISLANDS (BRITISH)				
657 Special Yarns, textile Fabrics	5 125	287 469	57 886	2 924 923
231 Natural Rubber Latex; natural Rubber And Similar Natural Gums	0	195 680	0	929 867
793 Ships, Boats, And Floating Structures	0	1 104 470	0	842 080
232 Synthetic Rubber Latex, Synthetic/reclaimed Rubber	0	135 360	0	697 229
821 Furnitures And Parts	0	76 100	0	682 890
LAINNYA	22 032	456 268	133 506	1 882 995
SUB TOTAL	27 157	2 255 347	191 392	7 959 984
OTHER AFRICA				
656 Tulle, lace, embroidery, ribbons, trimmings And Other Small Wares	0	24	0	385
LAINNYA	0	0	0	0
SUB TOTAL	0	24	0	385

**I.6 IMPOR KOMODITI MENURUT NEGARA ASAL / IMPORT BY COUNTRY OF ORIGIN
DAN LIMA GOLONGAN BARANG (SITC) UTAMA / AND FIVE MAJOR SITC COMMODITY GROUP
** NOVEMBER / NOVEMBER 2011 ****

Negara Asal/SITC/Uraian Golongan Barang <i>Country of Origin/SITC/group Description</i>	Berat Bersih / <i>Net Weight (Kg)</i>		Nilai CIF / <i>CIF Value (US\$)</i>	
	Bulan ini <i>Current month</i>	Kumulatif <i>Cum. Jan to date</i>	Bulan ini <i>Current month</i>	Kumulatif <i>Cum. Jan to date</i>
AUSTRALIA				
041 Wheat And Meslin, Unmilled	421 306 012	3 557 959 840	156 599 087	1 327 305 756
684 Alumunium	10 944 528	114 322 568	26 309 315	305 350 895
001 Live Animals Other Than Fish	12 326 177	111 872 875	34 662 762	298 412 703
263 Cotton	8 359 574	75 667 999	27 072 571	284 842 073
061 Sugar, Molasses, And Honey	75 634 860	316 180 021	48 605 339	220 764 237
LAINNYA	344 207 188	3 426 849 239	189 883 445	2 306 283 795
SUB TOTAL	872 778 339	7 602 852 542	483 132 519	4 742 959 459
NEW ZEALAND				
022 Milk,cream, And Milk Products Other Than Butter Or Cheese	4 192 276	54 564 872	16 938 516	241 319 412
251 Pulp And Waste Paper	9 607 528	172 260 134	4 100 489	83 130 950
011 Meat Of Bovine Animals Fresh, Chilled Or Frozen	1 278 980	18 751 647	4 712 332	68 289 256
023 Butter And Other Fats From Milk	1 173 622	7 842 155	5 748 388	43 982 427
024 Cheese And Curds	365 746	8 048 561	1 682 167	36 941 653
LAINNYA	14 640 353	233 960 261	13 196 571	197 916 113
SUB TOTAL	31 258 505	495 427 630	46 378 463	671 579 811
MICRONESIA, FED. STATES OF				
292 Crude Vegetable Materials	0	2 517	0	7 670
057 Fruit And Nut; Fresh Or Dried	0	4	0	8
661 Lime,cement And Fabricated Construction Materials	0	2	0	4
LAINNYA	0	0	0	0
SUB TOTAL	0	2 523	0	7 682
GUAM				
899 Other Miscellaneous Manufactured Articles	0	292	0	1 115
831 Travel Goods	9	9	125	125
764 Telecommunication Equipments And Parts	0	6	0	118
784 Parts And Accessories Of The Motor Vehicles	0	2	0	87
892 Printed Matter	2	2	28	28
LAINNYA	0	9	0	11
SUB TOTAL	11	320	153	1 484
PALAU				
291 Crude Animal Materials	0	31 600	0	47 400
LAINNYA	0	0	0	0
SUB TOTAL	0	31 600	0	47 400
NAURU				
582 Plates, Sheets, And Film Of Plastics	0	52	0	356
641 Papers And Paperboards	0	27	0	329
772 Electrical Apparatus For Making And Breaking Electrical Circuits	0	16	0	69
LAINNYA	0	0	0	0
SUB TOTAL	0	95	0	754
NEW CALEDONIA				
684 Alumunium	0	57 400	0	146 979
282 Waste And Scrap Metal Of Iron/steel	69 120	69 120	33 178	33 178
728 Other Machines And Equipment Specialized For Particular Industry	0	1 629	0	30 295
778 Electrical Machinery And Apparatus	0	660	0	22 344
874 Measuring, Checking, Analysing, And Controlling Instrument And Appar	0	1 062	0	13 666
LAINNYA	177	2 243	2 127	36 872
SUB TOTAL	69 297	132 114	35 305	283 334
NORTHERN MARIANA ISLANDS				
695 Tools For Used In The Hand Or In Machines	0	17	0	61 632
656 Tulle,lace,embroidery,ribbons,trimmings And Other Small Wares	0	67	0	1 146
LAINNYA	0	0	0	0
SUB TOTAL	0	84	0	62 778
SAINT VINCENT AND THE GRENADINES				
752 Automatic Data Processing Machines And Their Units	0	8 000	0	171 194
679 Tubes, Pipes, Hollow Profile, Pipe Fitting Of Iron/steel	0	7 676	0	55 671
772 Electrical Apparatus For Making And Breaking Electrical Circuits	0	14 496	0	30 923
716 Rotating Electric Plants And Parts	0	5 754	0	23 496
741 Heating And Cooling Equipments And Parts	0	5 415	0	23 238
LAINNYA	0	103 082	0	159 804
SUB TOTAL	0	144 423	0	464 326

**I.6 IMPOR KOMODITI MENURUT NEGARA ASAL / IMPORT BY COUNTRY OF ORIGIN
DAN LIMA GOLONGAN BARANG (SITC) UTAMA / AND FIVE MAJOR SITC COMMODITY GROUP
** NOVEMBER / NOVEMBER 2011 ****

Negara Asal/SITC/Uraian Golongan Barang <i>Country of Origin/SITC/group Description</i>	Berat Bersih / <i>Net Weight (Kg)</i>		Nilai CIF / <i>CIF Value (US\$)</i>	
	Bulan ini <i>Current month</i>	Kumulatif <i>Cum. Jan to date</i>	Bulan ini <i>Current month</i>	Kumulatif <i>Cum. Jan to date</i>
BRITISH INDIAN OCEAN TERRITORY				
652 Cotton Fabrics, Woven	0	1 145	0	33 344
653 Fabrics, Woven, Of Man-made Fibres	0	894	0	22 898
533 Pigments, Paints, Varnishes, And Related Materials	0	657	0	16 306
728 Other Machines And Equipment Specialized For Particular Industry	0	1 250	0	12 297
743 Pumps, Compressors, Fans, Blowers, Centrifuges, And Parts	0	86	0	4 226
LAINNYA	0	11	0	68
SUB TOTAL	0	4 043	0	89 139
AMERICAN SAMOA				
743 Pumps, Compressors, Fans, Blowers, Centrifuges, And Parts	549 991	4 737 972	335 230	3 029 645
592 Starches, Inulin, And Wheat Glutenal Buminoidal Substances; Glues	18 424	129 824	170 880	1 175 983
744 Mechanical Handling Equipments And Parts	0	112 081	0	1 136 205
653 Fabrics, Woven, Of Man-made Fibres	0	1 451	0	845 423
748 Transmission Shafts And Cranks	63 645	558 045	33 321	329 970
LAINNYA	4 077	706 779	44 098	958 368
SUB TOTAL	636 137	6 246 152	583 529	7 475 594
COOK ISLANDS				
793 Ships, Boats, And Floating Structures	0	86 000	0	1 130 000
747 Taps, Cocks, And Valves For Pipes	0	5	0	228
LAINNYA	0	0	0	0
SUB TOTAL	0	86 005	0	1 130 228
FIJI				
081 Feeding Stuff For Animals	0	576 140	0	515 700
282 Waste And Scrap Metal Of Iron/steel	0	1 134 230	0	407 720
292 Crude Vegetable Materials	0	600	0	151 140
111 Non-alcoholic Beverages, Nes	0	115 317	0	115 545
685 Lead	0	42 000	0	111 297
LAINNYA	0	75 104	0	152 916
SUB TOTAL	0	1 943 391	0	1 454 318
KIRIBATI				
581 Tubes, Pipes, And Hoses Of Plastics	0	3	0	34
845 Articles Of Apparel	0	1	0	7
LAINNYA	0	0	0	0
SUB TOTAL	0	4	0	41
MARSHALL ISLANDS				
793 Ships, Boats, And Floating Structures	0	11 634 000	0	8 300 000
273 Stone, Sand And Gravel	0	365	0	777
881 Photographic Apparatus And Equipments	0	4	0	228
845 Articles Of Apparel	0	1	0	25
LAINNYA	0	0	0	0
SUB TOTAL	0	11 634 370	0	8 301 030
SAMOA				
655 Knitted Or Crocheted Fabrics	0	177	0	3 412
772 Electrical Apparatus For Making And Breaking Electrical Circuits	16	31	392	1 043
893 Article Of Plastics	24	25	575	577
592 Starches, Inulin, And Wheat Glutenal Buminoidal Substances; Glues	0	3	0	5
LAINNYA	0	0	0	0
SUB TOTAL	40	236	967	5 037
SOLOMON ISLANDS				
072 Cocoa	207 500	2 802 500	630 261	8 620 277
246 Wood In Chips Or Particles And Waste	3 469 000	10 729 000	402 587	1 205 218
749 Non-electric Parts And Accessories Of Machineries	0	94	0	1 369
LAINNYA	0	0	0	0
SUB TOTAL	3 676 500	13 531 594	1 032 848	9 826 864
CHRISTMAS ISLANDS				
562 Fertilizers, Manufactured	13 000 000	35 000 000	1 950 000	5 050 000
772 Electrical Apparatus For Making And Breaking Electrical Circuits	0	1 548	0	55 327
747 Taps, Cocks, And Valves For Pipes	0	225	0	2 966
895 Office And Stationery Supplies	0	2 254	0	348
LAINNYA	0	0	0	0
SUB TOTAL	13 000 000	35 004 027	1 950 000	5 108 641

**I.6 IMPOR KOMODITI MENURUT NEGARA ASAL / IMPORT BY COUNTRY OF ORIGIN
DAN LIMA GOLONGAN BARANG (SITC) UTAMA / AND FIVE MAJOR SITC COMMODITY GROUP
** NOVEMBER / NOVEMBER 2011 ****

Negara Asal/SITC/Uraian Golongan Barang <i>Country of Origin/SITC/group Description</i>	Berat Bersih / <i>Net Weight (Kg)</i>		Nilai CIF / <i>CIF Value (US\$)</i>	
	Bulan ini <i>Current month</i>	Kumulatif <i>Cum. Jan to date</i>	Bulan ini <i>Current month</i>	Kumulatif <i>Cum. Jan to date</i>
COCOS (KEELING) ISLANDS				
898 Musical Instrument And Parts/accessories	0	149	0	3 121
893 Article Of Plastics	0	702	0	3 116
699 Manufactures Of Base Metals	0	145	0	793
629 Articles Of Rubbers	0	9	0	770
771 Electric Power Machinery And Parts	0	3	0	409
LAINNYA	0	16	0	1 173
SUB TOTAL	0	1 024	0	9 382
TOKELAU				
728 Other Machines And Equipment Specialized For Particular Industry	0	11 088	0	150 706
629 Articles Of Rubbers	0	26	0	1 594
746 Ball Or Roller Bearings	0	136	0	1 090
653 Fabrics, Woven, Of Man-made Fibres	0	86	0	1 030
743 Pumps, Compressors, Fans, Blowers, Centrifuges, And Parts	0	136	0	514
LAINNYA	0	55	0	1 188
SUB TOTAL	0	11 527	0	156 122
EAST TIMOR				
071 Coffee And Coffee Substitutes	0	705 701	0	1 367 978
247 Wood In The Rough Or Roughly Squared	0	42 300	0	29 900
282 Waste And Scrap Metal Of Iron/steel	20 400	40 400	9 180	11 180
223 Oil Seeds Use For Extraction Of Other Fixed Vegetable Oils	0	31 633	0	4 039
713 Internal Combustion Piston Engines And Parts	0	25	0	2 087
LAINNYA	0	5 724	0	2 566
SUB TOTAL	20 400	825 783	9 180	1 417 750
UNITED STATES				
792 Aircraft And Associated Equipments And Parts	136 678	2 326 955	104 753 378	1 756 376 930
222 Oil Seeds Use For Extraction Ofsoft Fixed Vegetable Oils	59 863 142	1 576 900 490	33 963 075	911 497 980
263 Cotton	2 604 874	175 562 915	9 908 881	610 176 110
081 Feeding Stuff For Animals	78 719 651	768 474 985	44 027 191	419 334 014
723 Civil Engineering And Contractor Plants And Equipments/parts	2 294 389	24 577 338	29 749 055	362 579 576
LAINNYA	274 458 981	3 322 733 304	539 882 550	5 587 093 799
SUB TOTAL	418 077 715	5 870 575 987	762 284 130	9 647 058 409
CANADA				
562 Fertilizers, Manufactured	127 176 000	1 440 061 357	63 851 735	653 899 027
041 Wheat And Meslin, Unmilled	15 983 750	853 818 977	7 010 939	389 023 275
251 Pulp And Waste Paper	34 629 549	390 743 810	27 398 662	303 327 973
792 Aircraft And Associated Equipments And Parts	5 895	176 727	17 287 951	69 920 222
723 Civil Engineering And Contractor Plants And Equipments/parts	53 016	3 374 316	773 151	60 411 522
LAINNYA	11 051 719	181 263 906	24 131 316	302 341 952
SUB TOTAL	188 899 929	2 869 439 093	140 453 754	1 778 923 971
MEXICO				
764 Telecommunication Equipments And Parts	41 535	428 086	21 593 242	159 941 019
263 Cotton	1 000 484	7 184 055	4 096 038	26 371 479
579 Waste And Scrap Of Plastics	6 493 109	28 196 395	6 257 947	25 712 142
672 Ingots And Other Iron/steel In Primary Forms	30 925 847	30 925 847	20 552 700	20 552 700
752 Automatic Data Processing Machines And Their Units	12 872	178 183	2 240 930	17 977 755
LAINNYA	1 658 613	26 967 662	10 317 065	123 680 046
SUB TOTAL	40 132 460	93 880 228	65 057 922	374 235 141
GUATEMALA				
061 Sugar, Molasses, And Honey	0	50 350 000	0	35 308 890
724 Textile/leather Machinery And Parts	0	667 736	0	5 492 267
598 Miscellaneous Chemical Products	0	22 470	0	100 001
651 Textile Yarns	0	18 300	0	60 038
551 Essential Oils, Perfumes, And Flavour Materials	0	179	0	38 693
LAINNYA	72	41 556	2 662	119 020
SUB TOTAL	72	51 100 241	2 662	41 118 909
HONDURAS				
282 Waste And Scrap Metal Of Iron/steel	0	1 020 746	0	416 099
579 Waste And Scrap Of Plastics	0	601 245	0	174 984
653 Fabrics, Woven, Of Man-made Fibres	0	11 489	0	112 438
269 Old Clothing And Other Old Textile Articles: Rags	0	120 897	0	106 271
845 Articles Of Apparel	72	1 533	4 392	89 850
LAINNYA	0	3 967	0	56 531
SUB TOTAL	72	1 759 877	4 392	956 173

**I.6 IMPOR KOMODITI MENURUT NEGARA ASAL / IMPORT BY COUNTRY OF ORIGIN
DAN LIMA GOLONGAN BARANG (SITC) UTAMA / AND FIVE MAJOR SITC COMMODITY GROUP
** NOVEMBER / NOVEMBER 2011 ****

Negara Asal/SITC/Uraian Golongan Barang <i>Country of Origin/SITC/group Description</i>	Berat Bersih / <i>Net Weight (Kg)</i>		Nilai CIF / <i>CIF Value (US\$)</i>	
	Bulan ini <i>Current month</i>	Kumulatif <i>Cum. Jan to date</i>	Bulan ini <i>Current month</i>	Kumulatif <i>Cum. Jan to date</i>
NICARAGUA				
845 Articles Of Apparel	100	746	5 932	44 127
655 Knitted Or Crocheted Fabrics	0	3 170	0	41 114
211 Hides And Skins, Raw	0	19 800	0	6 930
621 Materials Of Rubber	109	129	2 585	2 951
724 Textile/leather Machinery And Parts	0	433	0	2 420
LAINNYA	22	764	278	2 277
SUB TOTAL	231	25 042	8 795	99 819
PANAMA				
793 Ships, Boats, And Floating Structures	36 096 000	73 731 000	41 740 000	63 440 000
282 Waste And Scrap Metal Of Iron/steel	4 842 091	15 310 110	2 288 358	7 050 625
598 Miscellaneous Chemical Products	0	45 436	0	376 353
574 Poliacetals And Polycarbons In Primary Forms	0	144 000	0	331 200
575 Other Plastics In Primary Forms	0	37 612	0	290 967
LAINNYA	6 432	191 252	40 485	714 953
SUB TOTAL	40 944 523	89 459 410	44 068 843	72 204 098
CUBA				
542 Medicaments, Including Veterinary Medicaments	78	753	132 678	1 236 206
282 Waste And Scrap Metal Of Iron/steel	0	398 260	0	179 394
121 Tobacco, Unmanufactured And Refused	32 773	32 773	137 007	137 007
771 Electric Power Machinery And Parts	0	1 829	0	21 025
112 Alcoholic Beverages	0	333	0	956
LAINNYA	0	84	0	1 175
SUB TOTAL	32 851	434 032	269 685	1 575 763
CURACAO				
746 Ball Or Roller Bearings	0	5	0	26
LAINNYA	0	0	0	0
SUB TOTAL	0	5	0	26
SURINAME				
282 Waste And Scrap Metal Of Iron/steel	197 590	6 677 503	74 096	2 899 979
792 Aircraft And Associated Equipments And Parts	0	99	0	87 207
248 Wood, simply Worked And Railway Sleeper Of Wood	0	58 200	0	44 977
575 Other Plastics In Primary Forms	0	3 750	0	22 125
746 Ball Or Roller Bearings	0	74	0	1 542
LAINNYA	0	11	0	563
SUB TOTAL	197 590	6 739 637	74 096	3 056 393
CHILE				
281 Iron Ore And Concentrates	158 503 000	625 255 000	40 776 241	151 783 067
682 Copper	1 398 772	9 289 930	11 954 822	85 941 577
251 Pulp And Waste Paper	3 093 878	53 648 319	2 255 979	43 434 821
057 Fruit And Nut; Fresh Or Dried	22 322	10 376 755	22 563	23 111 247
562 Fertilizers, Manufactured	6 568 000	29 135 000	3 738 860	18 552 510
LAINNYA	6 073 783	40 528 862	4 549 586	36 232 826
SUB TOTAL	175 659 755	768 233 866	63 298 051	359 056 048
VENEZUELA				
514 Nitrogen-function Compounds	0	63 550	0	289 355
541 Medicinal And Pharmaceutical Products	1 202	4 941	73 815	284 843
685 Lead	0	94 971	0	202 278
749 Non-electric Parts And Accessories Of Machineries	1 813	1 813	19 396	19 396
747 Taps, Cocks, And Valves For Pipes	0	742	0	14 975
LAINNYA	1	2 311	2 251	20 601
SUB TOTAL	3 016	168 328	95 462	831 448
ARGENTINA				
081 Feeding Stuff For Animals	138 899 980	2 030 368 481	59 515 395	927 150 403
044 Maize, Unmilled	49 400	1 062 683 319	30 302	353 207 356
679 Tubes, Pipes, Hollow Profile, Pipe Fitting Of Iron/steel	5 813 468	31 795 289	8 923 020	46 683 999
222 Oil Seeds Use For Extraction Of soft Fixed Vegetable Oils	35 150 000	73 101 037	20 748 317	42 462 699
263 Cotton	1 930 960	10 055 106	4 925 924	31 784 188
LAINNYA	2 202 812	50 870 924	4 953 999	64 556 759
SUB TOTAL	184 046 620	3 258 874 156	99 096 957	1 465 845 404

**I.6 IMPOR KOMODITI MENURUT NEGARA ASAL / IMPORT BY COUNTRY OF ORIGIN
DAN LIMA GOLONGAN BARANG (SITC) UTAMA / AND FIVE MAJOR SITC COMMODITY GROUP
** NOVEMBER / NOVEMBER 2011 ****

Negara Asal/SITC/Uraian Golongan Barang <i>Country of Origin/SITC/group Description</i>	Berat Bersih / <i>Net Weight (Kg)</i>		Nilai CIF / <i>CIF Value (US\$)</i>	
	Bulan ini <i>Current month</i>	Kumulatif <i>Cum. Jan to date</i>	Bulan ini <i>Current month</i>	Kumulatif <i>Cum. Jan to date</i>
BRAZIL				
061 Sugar, Molasses, And Honey	116 608 990	670 203 653	81 788 374	446 594 491
281 Iron Ore And Concentrates	0	910 913 125	0	215 612 497
263 Cotton	16 528 083	65 628 227	52 682 549	195 078 668
672 Ingots And Other Iron/steel In Primary Forms	50 302 184	216 660 660	35 665 757	155 696 217
081 Feeding Stuff For Animals	30 088 238	271 540 064	13 383 626	124 077 351
LAINNYA	18 557 570	373 929 781	45 357 806	543 956 072
SUB TOTAL	232 085 065	2 508 875 510	228 878 112	1 681 015 296
COLOMBIA				
542 Medicaments, Including Veterinary Medicaments	1 004	17 836	843 205	11 225 255
282 Waste And Scrap Metal Of Iron/steel	2 966 549	14 383 856	1 353 670	6 288 693
591 Disinfectants, Insecticides, And Fungicides Put In Forms	67 680	801 340	319 067	3 368 169
325 Coke And Semi Coke Of Coal/lignite/peat	832 148	6 237 273	378 628	2 656 373
522 Inorganic Chemical Elements, Oxides And Halogen Salts	0	1 992 000	0	2 194 790
LAINNYA	88 237	1 765 622	191 578	4 201 231
SUB TOTAL	3 955 618	25 197 927	3 086 148	29 934 511
BOLIVIA				
522 Inorganic Chemical Elements, Oxides And Halogen Salts	0	216 000	0	157 200
611 Leathers	5	14 505	10	123 625
759 Parts And Accessories For Machine Of Heading 751 Or 752	0	16	0	17 970
634 Veneers,plywood,improved/reconstituted Wood Worked	0	249	0	4 391
772 Electrical Apparatus For Making And Breaking Electrical Circuits	0	50	0	3 567
LAINNYA	0	434	0	4 388
SUB TOTAL	5	231 254	10	311 141
URUGUAY				
222 Oil Seeds Use For Extraction Ofsoft Fixed Vegetable Oils	0	16 825 281	0	9 576 190
248 Wood, simply Worked And Railway Sleeper Of Wood	187 876	5 624 633	111 132	4 166 041
057 Fruit And Nut; Fresh Or Dried	119 400	1 236 758	89 630	1 128 437
679 Tubes, Pipes, Hollow Profile, Pipe Fitting Of Iron/steel	70 663	281 398	174 240	650 042
629 Articles Of Rubbers	1 755	27 480	30 028	377 025
LAINNYA	161 514	706 256	99 586	923 389
SUB TOTAL	541 208	24 701 806	504 616	16 821 124
PARAGUAY				
081 Feeding Stuff For Animals	0	50 989 445	0	24 006 294
263 Cotton	0	620 185	0	1 959 605
222 Oil Seeds Use For Extraction Ofsoft Fixed Vegetable Oils	0	2 148 880	0	1 213 649
282 Waste And Scrap Metal Of Iron/steel	407 200	985 260	194 621	448 867
551 Essential Oils, Perfumes, And Flavour Materials	0	4 234	0	92 749
LAINNYA	0	57 012	0	174 407
SUB TOTAL	407 200	54 805 016	194 621	27 895 571
ECUADOR				
071 Coffee And Coffee Substitutes	0	217 150	0	1 693 575
121 Tobacco, Unmanufactured And Refused	4 057	79 289	44 315	1 693 164
081 Feeding Stuff For Animals	100 445	502 220	111 494	553 949
411 Animal Oils And Fats	108 130	409 198	155 707	523 440
771 Electric Power Machinery And Parts	0	16 006	0	504 747
LAINNYA	3 090	75 529	152 830	889 781
SUB TOTAL	215 722	1 299 392	464 346	5 858 656
PERU				
081 Feeding Stuff For Animals	4 606 618	17 499 903	6 193 011	25 302 010
057 Fruit And Nut; Fresh Or Dried	0	4 689 148	0	9 525 311
562 Fertilizers, Manufactured	0	49 402 200	0	6 175 276
411 Animal Oils And Fats	0	1 453 828	0	2 015 971
523 Metallicsalts And Peroxysalts	0	1 510 200	0	1 514 932
LAINNYA	523 638	1 717 423	673 443	2 480 635
SUB TOTAL	5 130 256	76 272 702	6 866 454	47 014 135
GUYANA				
278 Other Crude Minerals	91 125	279 545	54 219	164 215
036 Crustaceans, Molluscs, And Aquatic Invertebrates	0	24 914	0	122 745
792 Aircraft And Associated Equipments And Parts	0	18	0	13 979
652 Cotton Fabrics, Woven	0	1	0	22
LAINNYA	0	0	0	0
SUB TOTAL	91 125	304 478	54 219	300 961

**I.6 IMPOR KOMODITI MENURUT NEGARA ASAL / IMPORT BY COUNTRY OF ORIGIN
DAN LIMA GOLONGAN BARANG (SITC) UTAMA / AND FIVE MAJOR SITC COMMODITY GROUP
** NOVEMBER / NOVEMBER 2011 ****

Negara Asal/SITC/Uraian Golongan Barang <i>Country of Origin/SITC/group Description</i>	Berat Bersih / <i>Net Weight (Kg)</i>		Nilai CIF / <i>CIF Value (US\$)</i>	
	Bulan ini <i>Current month</i>	Kumulatif <i>Cum. Jan to date</i>	Bulan ini <i>Current month</i>	Kumulatif <i>Cum. Jan to date</i>
TRINIDAD AND TOBAGO				
671 Pig Iron, spiegeleisen, sponge Iron, And Ferro-alloys	0	60 437 200	0	29 917 610
282 Waste And Scrap Metal Of Iron/steel	1 542 775	6 781 090	721 190	3 130 823
251 Pulp And Waste Paper	0	557 905	0	152 488
899 Other Miscellaneous Manufactured Articles	0	780	0	26 532
747 Taps, Cocks, And Valves For Pipes	3	3	1 858	1 858
LAINNYA	0	0	0	0
SUB TOTAL	1 542 778	67 776 978	723 048	33 229 311
BAHAMAS				
282 Waste And Scrap Metal Of Iron/steel	187 127	1 463 676	89 813	616 837
778 Electrical Machinery And Apparatus	0	183	0	26 364
112 Alcoholic Beverages	335	3 964	1 770	22 995
728 Other Machines And Equipment Specialized For Particular Industry	0	126	0	18 205
735 Parts Of Machine Tools	0	71	0	10 178
LAINNYA	0	3	0	97
SUB TOTAL	187 462	1 468 023	91 583	694 676
JAMAICA				
282 Waste And Scrap Metal Of Iron/steel	122 146	2 011 866	56 554	920 644
288 Non-ferrous Base Metal Waste And Scraps	37 572	231 504	70 448	418 504
251 Pulp And Waste Paper	0	55 400	0	24 930
071 Coffee And Coffee Substitutes	0	350	0	20 825
752 Automatic Data Processing Machines And Their Units	202	202	10 605	10 605
LAINNYA	50	450	2 667	17 432
SUB TOTAL	159 970	2 299 772	140 274	1 412 940
PUERTO RICO				
282 Waste And Scrap Metal Of Iron/steel	483 678	21 408 947	227 541	8 854 979
542 Medicaments, Including Veterinary Medicaments	0	4 785	0	2 007 966
515 Organo-inorganic And Heterocyclic Compounds	1	2 486	65 000	1 774 637
776 Thermionic, Cold Cathode, And Photo Cathode Valves/tubes	0	7 498	0	1 566 406
759 Parts And Accessories For Machine Of Heading 751 Or 752	224	6 210	17 142	1 225 278
LAINNYA	1 473	82 863	163 681	1 597 037
SUB TOTAL	485 376	21 512 789	473 364	17 026 303
BELIZE				
231 Natural Rubber Latex;natural Rubber And Similar Natural Gums	40 320	40 320	159 264	159 264
652 Cotton Fabrics, Woven	3 560	4 820	85 106	113 444
741 Heating And Cooling Equipments And Parts	0	57 233	0	112 281
653 Fabrics, Woven, Of Man-made Fibres	0	1 185	0	27 989
523 Metallicsalts And Peroxysalts	0	24 000	0	10 080
LAINNYA	0	429	0	7 294
SUB TOTAL	43 880	127 987	244 370	430 352
DOMINICAN REPUBLIC				
282 Waste And Scrap Metal Of Iron/steel	1 809 615	18 929 983	740 052	8 180 277
121 Tobacco, Unmanufactured And Refused	0	41 936	0	251 911
579 Waste And Scrap Of Plastics	0	205 977	0	131 551
122 Tobacco, Manufactured	0	36 563	0	79 004
288 Non-ferrous Base Metal Waste And Scraps	19 560	38 060	38 142	71 442
LAINNYA	124	239 909	7 169	189 672
SUB TOTAL	1 829 299	19 492 428	785 363	8 903 857
EL SALVADOR				
282 Waste And Scrap Metal Of Iron/steel	0	3 864 033	0	1 530 258
081 Feeding Stuff For Animals	0	167 900	0	176 295
542 Medicaments, Including Veterinary Medicaments	0	1 000	0	23 000
845 Articles Of Apparel	0	1 680	0	13 495
658 Made-up Articles, Wholly/chiefly Of Textile Materials	0	81	0	1 879
LAINNYA	0	22	0	600
SUB TOTAL	0	4 034 716	0	1 745 527
COSTA RICA				
759 Parts And Accessories For Machine Of Heading 751 Or 752	1 173	11 009	335 451	2 911 511
292 Crude Vegetable Materials	0	86	0	2 000 000
611 Leathers	0	55 560	0	961 237
282 Waste And Scrap Metal Of Iron/steel	0	1 817 300	0	804 505
223 Oil Seeds Use For Extraction Of Other Fixed Vegetable Oils	1 622	4 178	281 401	766 113
LAINNYA	252 383	523 575	290 948	924 096
SUB TOTAL	255 178	2 411 708	907 800	8 367 462

**I.6 IMPOR KOMODITI MENURUT NEGARA ASAL / IMPORT BY COUNTRY OF ORIGIN
DAN LIMA GOLONGAN BARANG (SITC) UTAMA / AND FIVE MAJOR SITC COMMODITY GROUP
** NOVEMBER / NOVEMBER 2011 ****

Negara Asal/SITC/Uraian Golongan Barang <i>Country of Origin/SITC/group Description</i>	Berat Bersih / <i>Net Weight (Kg)</i>		Nilai CIF / <i>CIF Value (US\$)</i>	
	Bulan ini <i>Current month</i>	Kumulatif <i>Cum. Jan to date</i>	Bulan ini <i>Current month</i>	Kumulatif <i>Cum. Jan to date</i>
HAITI				
282 Waste And Scrap Metal Of Iron/steel	2 660 822	14 150 589	1 224 103	6 203 797
551 Essential Oils, Perfumes, And Flavour Materials	40	129	4 393	12 166
845 Articles Of Apparel	14	94	690	5 032
764 Telecommunication Equipments And Parts	0	5	0	2 107
LAINNYA	0	0	0	0
SUB TOTAL	2 660 876	14 150 817	1 229 186	6 223 102
BARBADOS				
282 Waste And Scrap Metal Of Iron/steel	552 620	1 953 310	260 146	885 733
575 Other Plastics In Primary Forms	0	2 000	0	5 400
874 Measuring, Checking, Analysing, And Controlling Instrument And Appai	0	21	0	272
112 Alcoholic Beverages	0	59	0	271
LAINNYA	0	0	0	0
SUB TOTAL	552 620	1 955 390	260 146	891 676
ANTIGUA AND BARBUDA				
793 Ships, Boats, And Floating Structures	1 351 000	6 252 000	3 345 000	9 095 000
263 Cotton	0	146 060	0	595 707
282 Waste And Scrap Metal Of Iron/steel	171 031	171 031	79 187	79 187
723 Civil Engineering And Contractor Plants And Equipments/parts	0	2 927	0	72 488
764 Telecommunication Equipments And Parts	0	14	0	6 816
LAINNYA	141	6 077	1 153	6 249
SUB TOTAL	1 522 172	6 578 109	3 425 340	9 855 447
ANGUILLA				
651 Textile Yarns	0	3 486	0	48 804
081 Feeding Stuff For Animals	0	38 000	0	23 940
LAINNYA	0	0	0	0
SUB TOTAL	0	41 486	0	72 744
BERMUDA				
793 Ships, Boats, And Floating Structures	5 320 000	5 320 000	1 900 000	1 900 000
LAINNYA	0	0	0	0
SUB TOTAL	5 320 000	5 320 000	1 900 000	1 900 000
CAPE VERDE				
282 Waste And Scrap Metal Of Iron/steel	65 600	664 950	30 963	253 416
894 Baby Carriages, Toys, Games, And Sporting Goods	0	11 825	0	4 793
897 Jewellery, Goldsmith, Silversmith Wares, And Other Articles	0	129	0	2 221
747 Taps, Cocks, And Valves For Pipes	0	1	0	20
LAINNYA	0	0	0	0
SUB TOTAL	65 600	676 905	30 963	260 450
CAYMAN ISLANDS				
575 Other Plastics In Primary Forms	0	4 945	0	14 674
LAINNYA	0	0	0	0
SUB TOTAL	0	4 945	0	14 674
DOMINICA				
282 Waste And Scrap Metal Of Iron/steel	0	174 005	0	77 079
551 Essential Oils, Perfumes, And Flavour Materials	0	953	0	22 382
892 Printed Matter	0	37	0	1 339
874 Measuring, Checking, Analysing, And Controlling Instrument And Appai	0	60	0	1 204
845 Articles Of Apparel	3	15	136	778
LAINNYA	0	2	0	440
SUB TOTAL	3	175 072	136	103 222
FALKLAND ISLANDS				
759 Parts And Accessories For Machine Of Heading 751 Or 752	0	3	0	1 820
LAINNYA	0	0	0	0
SUB TOTAL	0	3	0	1 820
FRENCH GUIANA				
288 Non-ferrous Base Metal Waste And Scraps	0	7 255	0	14 147
248 Wood, simply Worked And Railway Sleeper Of Wood	0	18 843	0	9 469
LAINNYA	0	0	0	0
SUB TOTAL	0	26 098	0	23 616

**I.6 IMPOR KOMODITI MENURUT NEGARA ASAL / IMPORT BY COUNTRY OF ORIGIN
DAN LIMA GOLONGAN BARANG (SITC) UTAMA / AND FIVE MAJOR SITC COMMODITY GROUP
** NOVEMBER / NOVEMBER 2011 ****

Negara Asal/SITC/Uraian Golongan Barang <i>Country of Origin/SITC/group Description</i>	Berat Bersih / <i>Net Weight (Kg)</i>		Nilai CIF / <i>CIF Value (US\$)</i>	
	Bulan ini <i>Current month</i>	Kumulatif <i>Cum. Jan to date</i>	Bulan ini <i>Current month</i>	Kumulatif <i>Cum. Jan to date</i>
FRENCH POLYNESIA				
291 Crude Animal Materials	15 500	53 809	6 231	25 587
682 Copper	0	37	0	3 339
892 Printed Matter	0	120	0	900
LAINNYA	0	0	0	0
SUB TOTAL	15 500	53 966	6 231	29 826
GREENLAND				
036 Crustaceans, Molluscs, And Aquatic Invertebrates	39 600	252 268	129 202	1 210 392
655 Knitted Or Crocheted Fabrics	0	17	0	594
845 Articles Of Apparel	0	1	0	16
892 Printed Matter	0	1	0	16
LAINNYA	0	0	0	0
SUB TOTAL	39 600	252 287	129 202	1 211 018
GRENADA				
684 Alumunium	129	129	3 630	3 630
LAINNYA	0	0	0	0
SUB TOTAL	129	129	3 630	3 630
MARTINIQUE				
282 Waste And Scrap Metal Of Iron/steel	0	229 670	0	59 714
LAINNYA	0	0	0	0
SUB TOTAL	0	229 670	0	59 714
NETHERLANDS ANTILLES				
793 Ships, Boats, And Floating Structures	0	638 000	0	3 904 425
334 Petroleum Products, Refined	0	226 500	0	686 609
575 Other Plastics In Primary Forms	0	60 724	0	341 440
641 Papers And Paperboards	0	39 689	0	103 134
574 Poliacetals And Polycarbons In Primary Forms	0	1 848	0	27 110
LAINNYA	374	57 860	7 240	239 887
SUB TOTAL	374	1 024 621	7 240	5 302 605
NORFOLK ISLANDS				
598 Miscellaneous Chemical Products	13 200	120 240	87 816	686 910
821 Furnitures And Parts	0	1 306	0	4 365
672 Ingots And Other Iron/steel In Primary Forms	0	90	0	300
LAINNYA	0	0	0	0
SUB TOTAL	13 200	121 636	87 816	691 575
SAINT LUCIA				
749 Non-electric Parts And Accessories Of Machineries	0	1	0	107
LAINNYA	0	0	0	0
SUB TOTAL	0	1	0	107
SAN MARINO				
772 Electrical Apparatus For Making And Breaking Electrical Circuits	6	381	722	6 200
621 Materials Of Rubber	0	25	0	3 613
874 Measuring, Checking, Analysing, And Controlling Instrument And Appar	1	1	228	228
728 Other Machines And Equipment Specialized For Particular Industry	1	1	157	157
LAINNYA	0	0	0	0
SUB TOTAL	8	408	1 107	10 198
GUADELOUPE				
724 Textile/leather Machinery And Parts	0	2	0	592
699 Manufactures Of Base Metals	0	1	0	5
LAINNYA	0	0	0	0
SUB TOTAL	0	3	0	597
SAINT KITTS AND NEVIS				
898 Musical Instrument And Parts/accessories	0	1	0	1
LAINNYA	0	0	0	0
SUB TOTAL	0	1	0	1

**I.6 IMPOR KOMODITI MENURUT NEGARA ASAL / IMPORT BY COUNTRY OF ORIGIN
DAN LIMA GOLONGAN BARANG (SITC) UTAMA / AND FIVE MAJOR SITC COMMODITY GROUP
** NOVEMBER / NOVEMBER 2011 ****

Negara Asal/SITC/Uraian Golongan Barang <i>Country of Origin/SITC/group Description</i>	Berat Bersih / <i>Net Weight (Kg)</i>		Nilai CIF / <i>CIF Value (US\$)</i>	
	Bulan ini <i>Current month</i>	Kumulatif <i>Cum. Jan to date</i>	Bulan ini <i>Current month</i>	Kumulatif <i>Cum. Jan to date</i>
UNITED KINGDOM				
282 Waste And Scrap Metal Of Iron/steel	8 350 245	254 787 567	3 783 572	121 799 562
251 Pulp And Waste Paper	32 762 638	350 551 196	8 734 565	90 900 328
782 Motor Vehicle For The Transportation Of Goods	1 412 678	7 782 748	15 395 809	82 883 265
792 Aircraft And Associated Equipments And Parts	71 104	152 169	4 256 973	51 286 057
723 Civil Engineering And Contractor Plants And Equipments/parts	573 185	4 025 850	5 384 702	47 065 536
LAINNYA	11 245 198	107 965 746	62 145 972	681 620 539
SUB TOTAL	54 415 048	725 265 276	99 701 593	1 075 555 287
NETHERLANDS				
022 Milk,cream, And Milk Products Other Than Butter Or Cheese	2 087 593	26 292 603	6 002 352	69 888 252
782 Motor Vehicle For The Transportation Of Goods	460 920	3 553 073	4 097 588	33 770 194
251 Pulp And Waste Paper	8 985 664	124 640 644	2 337 438	32 526 568
098 Edible Products And Preparations	509 160	4 612 079	2 126 072	32 105 243
764 Telecommunication Equipments And Parts	1 288	21 833	347 278	22 733 393
LAINNYA	16 617 032	132 681 929	59 936 162	525 215 502
SUB TOTAL	28 661 657	291 802 161	74 846 890	716 239 152
FRANCE				
792 Aircraft And Associated Equipments And Parts	240 138	666 994	153 455 515	438 797 408
723 Civil Engineering And Contractor Plants And Equipments/parts	165 560	10 810 543	6 300 560	145 679 006
251 Pulp And Waste Paper	13 850 942	143 602 500	9 928 843	103 401 469
679 Tubes, Pipes, Hollow Profile, Pipe Fitting Of Iron/steel	5 729 977	41 232 372	10 857 682	80 442 665
772 Electrical Apparatus For Making And Breaking Electrical Circuits	174 548	2 760 177	4 541 783	79 973 419
LAINNYA	15 551 446	166 908 293	74 660 521	881 832 891
SUB TOTAL	35 712 611	365 980 879	259 744 904	1 730 126 858
GERMANY, FED. REP. OF				
728 Other Machines And Equipment Specialized For Particular Industry	579 418	10 095 133	14 883 120	305 693 015
784 Parts And Accessories Of The Motor Vehicles	958 316	15 790 827	6 924 383	123 716 400
745 Other Non-electical Machinery, Tools, And Mechanical Apparatus	60 052	1 626 408	4 406 551	110 415 319
776 Thermionic, Cold Cathode, And Photo Cathode Valves/tubes	8 064	126 772	6 141 048	106 421 025
781 Passenger Motor Cars	425 085	5 091 892	8 523 610	101 476 051
LAINNYA	64 871 921	690 296 339	224 676 938	2 361 176 916
SUB TOTAL	66 902 856	723 027 371	265 555 650	3 108 898 726
AUSTRIA				
776 Thermionic, Cold Cathode, And Photo Cathode Valves/tubes	10 897	249 517	3 833 670	97 800 577
641 Papers And Paperboards	1 771 966	27 441 765	2 935 160	46 054 206
737 Metalworking Machinery And Parts	1 015 157	1 772 914	15 106 247	29 450 386
716 Rotating Electric Plants And Parts	41 297	680 788	1 273 352	22 337 046
725 Papermill/pulpmill Machinery And Paper Cutting Machines	86 818	308 642	4 326 439	17 436 960
LAINNYA	1 955 931	21 170 796	14 508 377	135 436 503
SUB TOTAL	4 882 066	51 624 422	41 983 245	348 515 678
BELGIUM				
515 Organo-inorganic And Heterocyclic Compounds	1 709 786	16 566 765	8 138 543	70 674 909
723 Civil Engineering And Contractor Plants And Equipments/parts	1 276 103	3 262 691	10 890 681	29 755 254
251 Pulp And Waste Paper	10 869 384	111 023 227	2 794 706	27 906 324
575 Other Plastics In Primary Forms	751 794	6 246 071	2 850 444	23 822 690
022 Milk,cream, And Milk Products Other Than Butter Or Cheese	1 150 000	5 935 000	4 012 250	21 236 532
LAINNYA	14 487 452	155 881 587	35 465 292	368 706 678
SUB TOTAL	30 244 519	298 915 341	64 151 916	542 102 387
SWITZERLAND				
714 Engines And Motors, Non-electric And Parts	30 629	99 783	28 714 135	92 386 423
724 Textile/leather Machinery And Parts	136 018	3 238 996	2 998 211	60 799 124
541 Medicinal And Pharmaceutical Products	24 646	509 399	1 625 269	28 649 860
542 Medicaments, Including Veterinary Medicaments	20 903	159 353	3 528 795	27 374 435
533 Pigments, Paints, Varnishes, And Related Materials	73 522	585 121	3 758 467	27 223 236
LAINNYA	1 554 992	51 681 393	42 819 379	325 710 813
SUB TOTAL	1 840 710	56 274 045	83 444 256	562 143 891
LUXEMBOURG				
676 Iron/steel Bars, Rods, Angels, Shaped And Sections	0	1 222 693	0	2 009 519
741 Heating And Cooling Equipments And Parts	21 449	39 227	522 877	1 136 757
745 Other Non-electical Machinery, Tools, And Mechanical Apparatus	7 340	7 341	1 050 000	1 050 272
598 Miscellaneous Chemical Products	397 250	3 009 103	88 949	690 907
749 Non-electric Parts And Accessories Of Machineries	2 085	17 723	51 450	397 664
LAINNYA	49 968	298 179	330 818	2 249 019
SUB TOTAL	478 092	4 594 266	2 044 094	7 534 138

**I.6 IMPOR KOMODITI MENURUT NEGARA ASAL / IMPORT BY COUNTRY OF ORIGIN
DAN LIMA GOLONGAN BARANG (SITC) UTAMA / AND FIVE MAJOR SITC COMMODITY GROUP
** NOVEMBER / NOVEMBER 2011 ****

Negara Asal/SITC/Uraian Golongan Barang <i>Country of Origin/SITC/group Description</i>	Berat Bersih / <i>Net Weight (Kg)</i>		Nilai CIF / <i>CIF Value (US\$)</i>	
	Bulan ini <i>Current month</i>	Kumulatif <i>Cum. Jan to date</i>	Bulan ini <i>Current month</i>	Kumulatif <i>Cum. Jan to date</i>
GIBRALTAR				
759 Parts And Accessories For Machine Of Heading 751 Or 752	0	2	0	17
LAINNYA	0	0	0	0
SUB TOTAL	0	2	0	17
MONACO				
775 Household Type, Electrical/non-electrical Equipments	0	2 343	0	79 922
553 Perfumery, Cosmetics, And Toilet Preparations	56	1 578	2 502	62 449
551 Essential Oils, Perfumes, And Flavour Materials	277	2 489	5 103	38 361
515 Organo-inorganic And Heterocyclic Compounds	0	10	0	18 526
759 Parts And Accessories For Machine Of Heading 751 Or 752	0	176	0	15 982
LAINNYA	108	4 538	832	74 497
SUB TOTAL	441	11 134	8 437	289 737
DENMARK				
728 Other Machines And Equipment Specialized For Particular Industry	15 200	1 726 812	1 028 085	39 062 421
542 Medicaments, Including Veterinary Medicaments	3 322	38 832	1 376 194	17 541 415
022 Milk,cream, And Milk Products Other Than Butter Or Cheese	212 515	3 527 340	1 260 720	15 709 021
727 Food Processing Machines And Parts	48 886	341 134	2 964 711	15 367 183
793 Ships, Boats, And Floating Structures	2 035 000	10 060 038	1 006 250	10 664 435
LAINNYA	1 213 877	11 726 092	4 782 489	65 382 422
SUB TOTAL	3 528 800	27 420 248	12 418 449	163 726 897
NORWAY				
562 Fertilizers, Manufactured	11 899 943	97 285 815	7 088 706	56 756 003
793 Ships, Boats, And Floating Structures	433 576	15 803 315	4 693 947	23 674 187
251 Pulp And Waste Paper	1 709 670	37 585 599	454 689	16 692 843
744 Mechanical Handling Equipments And Parts	25 265	463 506	1 129 983	12 618 205
747 Taps, Cocks, And Valves For Pipes	142	245 644	14 732	12 021 767
LAINNYA	2 140 216	24 220 076	11 334 449	94 434 233
SUB TOTAL	16 208 812	175 603 955	24 716 506	216 197 238
SWEDEN				
764 Telecommunication Equipments And Parts	77 106	1 346 165	15 885 585	207 047 850
782 Motor Vehicle For The Transportation Of Goods	3 397 351	16 426 125	33 797 956	165 632 007
641 Papers And Paperboards	2 517 981	36 938 734	3 006 528	43 670 425
783 Road Motor Vehicles	126 737	2 807 135	1 452 056	34 425 474
691 Structures And Parts Of Iron/steel Or Aluminium	912	726 298	5 651	22 526 322
LAINNYA	8 170 102	107 949 875	24 682 500	315 926 834
SUB TOTAL	14 290 189	166 194 332	78 830 276	789 228 912
FINLAND				
764 Telecommunication Equipments And Parts	227 598	995 387	48 299 801	243 902 330
725 Papermill/pulpmill Machinery And Paper Cutting Machines	519 495	4 851 139	3 557 887	50 992 615
641 Papers And Paperboards	1 173 324	26 050 810	1 368 342	28 914 787
251 Pulp And Waste Paper	990 418	18 400 371	747 889	12 888 071
772 Electrical Apparatus For Making And Breaking Electrical Circuits	3 308	275 784	589 896	11 048 694
LAINNYA	1 099 533	13 745 991	9 728 473	108 110 955
SUB TOTAL	4 013 676	64 319 482	64 292 288	455 857 452
IRELAND				
022 Milk,cream, And Milk Products Other Than Butter Or Cheese	440 400	7 513 763	1 171 080	21 722 063
551 Essential Oils, Perfumes, And Flavour Materials	67 440	913 295	1 076 279	11 026 964
792 Aircraft And Associated Equipments And Parts	0	62 825	0	9 703 431
542 Medicaments, Including Veterinary Medicaments	2 225	19 753	74 527	7 822 341
098 Edible Products And Preparations	14 720	317 707	183 135	7 213 763
LAINNYA	2 841 988	30 753 801	4 109 182	43 338 385
SUB TOTAL	3 366 773	39 581 144	6 614 203	100 826 947
ITALY				
728 Other Machines And Equipment Specialized For Particular Industry	186 537	3 070 975	6 277 675	77 861 723
745 Other Non-electrical Machinery, Tools, And Mechanical Apparatus	85 654	979 949	4 601 726	70 665 788
679 Tubes, Pipes, Hollow Profile, Pipe Fitting Of Iron/steel	2 825 167	28 855 302	5 742 667	69 531 043
747 Taps, Cocks, And Valves For Pipes	37 391	1 591 514	1 545 503	48 124 570
723 Civil Engineering And Contractor Plants And Equipments/parts	1 199 917	12 072 261	4 767 651	47 865 121
LAINNYA	29 776 001	308 016 522	70 406 213	774 872 461
SUB TOTAL	34 110 667	354 586 523	93 341 435	1 088 920 706

**I.6 IMPOR KOMODITI MENURUT NEGARA ASAL / IMPORT BY COUNTRY OF ORIGIN
DAN LIMA GOLONGAN BARANG (SITC) UTAMA / AND FIVE MAJOR SITC COMMODITY GROUP
** NOVEMBER / NOVEMBER 2011 ****

Negara Asal/SITC/Uraian Golongan Barang <i>Country of Origin/SITC/group Description</i>	Berat Bersih / <i>Net Weight (Kg)</i>		Nilai CIF / <i>CIF Value (US\$)</i>	
	Bulan ini <i>Current month</i>	Kumulatif <i>Cum. Jan to date</i>	Bulan ini <i>Current month</i>	Kumulatif <i>Cum. Jan to date</i>
SPAIN				
728 Other Machines And Equipment Specialized For Particular Industry	5 123	1 367 502	58 944	25 947 375
533 Pigments, Paints, Varnishes, And Related Materials	527 911	10 722 651	968 171	19 226 189
782 Motor Vehicle For The Transportation Of Goods	0	1 375 061	0	17 942 650
625 Rubber Tyre, tyre Cases, tyre Treads, inner Tubes, And Tyre Flaps	27 343	1 440 292	264 841	12 977 306
251 Pulp And Waste Paper	1 325 326	33 795 903	1 276 694	12 895 200
LAINNYA	3 914 051	54 675 484	23 024 902	256 392 641
SUB TOTAL	5 799 754	103 376 893	25 593 552	345 381 361
PORTUGAL				
793 Ships, Boats, And Floating Structures	104	13 293 255	11 275	26 893 782
511 Hydrocarbon And Their Halogenated, Nitrated Derivatives	4 911 355	4 911 355	6 954 597	6 954 597
845 Articles Of Apparel	5 146	59 128	312 753	4 129 388
893 Article Of Plastics	16 891	120 554	177 465	1 523 224
842 Women's Coats/jacket, Not Knitted	1 038	11 583	81 149	1 040 599
LAINNYA	363 652	6 997 045	874 765	10 944 832
SUB TOTAL	5 298 186	25 392 920	8 412 004	51 486 422
ICELAND				
671 Pig Iron, spiegeleisen, sponge Iron, And Ferro-alloys	61 857	592 338	247 280	2 008 128
542 Medicaments, Including Veterinary Medicaments	719	2 946	17 778	564 011
411 Animal Oils And Fats	0	74 870	0	322 719
752 Automatic Data Processing Machines And Their Units	38	38	7 658	7 658
742 Pumps For Liquid And Parts	0	550	0	6 637
LAINNYA	125	367	829	16 794
SUB TOTAL	62 739	671 109	273 545	2 925 947
MONTSERRAT				
743 Pumps, Compressors, Fans, Blowers, Centrifuges, And Parts	0	534	0	54 199
LAINNYA	0	0	0	0
SUB TOTAL	0	534	0	54 199
GREECE				
263 Cotton	1 550 421	7 225 424	3 999 629	19 609 039
251 Pulp And Waste Paper	6 188 680	64 896 387	1 634 954	16 444 808
121 Tobacco, Unmanufactured And Refused	69 300	1 468 737	510 741	10 617 447
771 Electric Power Machinery And Parts	27 739	143 928	789 880	2 105 615
629 Articles Of Rubbers	2	225 885	53	932 262
LAINNYA	437 483	4 951 450	672 014	6 136 055
SUB TOTAL	8 273 625	78 911 811	7 607 271	55 845 226
ANDORRA				
749 Non-electric Parts And Accessories Of Machineries	0	23 660	0	213 332
571 Polymers Of Ethylene In Primary Forms	0	51 000	0	155 550
652 Cotton Fabrics, Woven	0	11 265	0	140 445
748 Transmission Shafts And Cranks	0	11	0	4 053
764 Telecommunication Equipments And Parts	0	13	0	3 664
LAINNYA	0	91	0	7 324
SUB TOTAL	0	86 040	0	524 368
LIECHTENSTEIN				
533 Pigments, Paints, Varnishes, And Related Materials	104	8 655	831	47 801
772 Electrical Apparatus For Making And Breaking Electrical Circuits	23	292	618	21 251
846 Clothing Accessories Of Textiles Fabrics	0	4	0	1 488
747 Taps, Cocks, And Valves For Pipes	0	40	0	1 196
874 Measuring, Checking, Analysing, And Controlling Instrument And Appai	0	1	0	756
LAINNYA	0	21	0	1 022
SUB TOTAL	127	9 013	1 449	73 514
DEMOCRATIC REP. OF THE CONGO				
292 Crude Vegetable Materials	157 420	1 315 122	373 084	3 076 939
899 Other Miscellaneous Manufactured Articles	0	47	0	70
LAINNYA	0	0	0	0
SUB TOTAL	157 420	1 315 169	373 084	3 077 009
HUNGARY				
764 Telecommunication Equipments And Parts	23 135	465 443	11 644 400	211 369 219
792 Aircraft And Associated Equipments And Parts	0	122 000	0	46 000 000

**I.6 IMPOR KOMODITI MENURUT NEGARA ASAL / IMPORT BY COUNTRY OF ORIGIN
DAN LIMA GOLONGAN BARANG (SITC) UTAMA / AND FIVE MAJOR SITC COMMODITY GROUP
** NOVEMBER / NOVEMBER 2011 ****

Negara Asal/SITC/Uraian Golongan Barang <i>Country of Origin/SITC/group Description</i>	Berat Bersih / <i>Net Weight (Kg)</i>		Nilai CIF / <i>CIF Value (US\$)</i>	
	Bulan ini <i>Current month</i>	Kumulatif <i>Cum. Jan to date</i>	Bulan ini <i>Current month</i>	Kumulatif <i>Cum. Jan to date</i>
776 Thermionic, Cold Cathode, And Photo Cathode Valves/tubes	14	31 483	2 068	12 638 648
778 Electrical Machinery And Apparatus	14 648	220 612	411 339	5 566 121
541 Medicinal And Pharmaceutical Products	2 402	17 359	449 613	3 697 365
LAINNYA	306 715	1 892 101	2 191 872	24 432 770
SUB TOTAL	346 914	2 748 998	14 699 292	303 704 123
POLAND				
515 Organo-inorganic And Heterocyclic Compounds	353	5 636 608	14 992	18 309 851
022 Milk,cream, And Milk Products Other Than Butter Or Cheese	700 000	7 048 000	890 539	12 871 770
725 Papermill/pulpmill Machinery And Paper Cutting Machines	114	482 732	47 675	8 994 515
232 Synthetic Rubber Latex, Synthetic/reclaimed Rubber	247 541	2 867 402	845 714	7 790 243
553 Perfumery, Cosmetics, And Toilet Preparations	36 823	536 475	383 571	6 387 868
LAINNYA	2 861 187	22 456 974	3 034 085	37 652 082
SUB TOTAL	3 846 018	39 028 191	5 216 576	92 006 329
ROMANIA				
041 Wheat And Meslin, Unmilled	0	33 000 000	0	13 037 970
764 Telecommunication Equipments And Parts	10	17 008	313	5 709 565
728 Other Machines And Equipment Specialized For Particular Industry	0	2 829 709	0	4 894 553
746 Ball Or Roller Bearings	10 915	103 873	133 696	1 286 145
679 Tubes, Pipes, Hollow Profile, Pipe Fitting Of Iron/steel	4 412	998 286	8 935	1 268 904
LAINNYA	166 839	3 364 880	1 047 852	9 198 216
SUB TOTAL	182 176	40 313 756	1 190 796	35 395 353
BULGARIA				
523 Metallicsalts And Peroxysalts	6 807 760	70 884 707	1 678 243	16 640 930
075 Spices	2 332 265	11 894 365	801 851	4 083 473
772 Electrical Apparatus For Making And Breaking Electrical Circuits	2 186	85 013	49 478	2 314 450
776 Thermionic, Cold Cathode, And Photo Cathode Valves/tubes	2	193	854	1 052 749
891 Arms And Ammunitions	0	48 182	0	989 832
LAINNYA	532 188	3 366 874	523 191	6 509 979
SUB TOTAL	9 674 401	86 279 334	3 053 617	31 591 413
SERBIA				
746 Ball Or Roller Bearings	0	62	0	995
784 Parts And Accessories Of The Motor Vehicles	0	8	0	657
748 Transmission Shafts And Cranks	0	125	0	290
759 Parts And Accessories For Machine Of Heading 751 Or 752	2	2	158	158
737 Metalworking Machinery And Parts	0	17	0	52
LAINNYA	0	0	0	0
SUB TOTAL	2	214	158	2 152
ALBANIA				
671 Pig Iron,spiegeleisen,sponge Iron, And Ferro-alloys	0	271 810	0	482 690
845 Articles Of Apparel	234	1 110	15 493	71 802
851 Footwears	69	737	3 526	36 577
551 Essential Oils, Perfumes, And Flavour Materials	0	114	0	1 681
874 Measuring, Checking, Analysing, And Controlling Instrument And Appai	0	1	0	1 249
LAINNYA	0	1	0	427
SUB TOTAL	303	273 773	19 019	594 426
ARMENIA				
752 Automatic Data Processing Machines And Their Units	40	40	31 689	31 689
694 Nails, Screws, Nuts, Bolts, Rivets Of Iron/steel Or Copper	2 411	2 411	25 373	25 373
892 Printed Matter	0	1	0	3
LAINNYA	0	0	0	0
SUB TOTAL	2 451	2 452	57 062	57 065
AZERBAIJAN				
333 Petroleum Oil, Crude	0	1 920 354 824	0	1 648 906 410
263 Cotton	0	97 920	0	186 300
728 Other Machines And Equipment Specialized For Particular Industry	1	1	1 718	1 718
678 Wire Of Iron/steel	0	1	0	192
LAINNYA	0	0	0	0
SUB TOTAL	1	1 920 452 746	1 718	1 649 094 620

**I.6 IMPOR KOMODITI MENURUT NEGARA ASAL / IMPORT BY COUNTRY OF ORIGIN
DAN LIMA GOLONGAN BARANG (SITC) UTAMA / AND FIVE MAJOR SITC COMMODITY GROUP
** NOVEMBER / NOVEMBER 2011 ****

Negara Asal/SITC/Uraian Golongan Barang <i>Country of Origin/SITC/group Description</i>	Berat Bersih / <i>Net Weight (Kg)</i>		Nilai CIF / <i>CIF Value (US\$)</i>	
	Bulan ini <i>Current month</i>	Kumulatif <i>Cum. Jan to date</i>	Bulan ini <i>Current month</i>	Kumulatif <i>Cum. Jan to date</i>
BELARUS				
562 Fertilizers, Manufactured	1 000 000	263 557 283	523 200	120 066 446
625 Rubber Tyre, tyre Cases, tyre Treads, inner Tubes, And Tyre Flaps	16 041	1 597 941	84 704	6 969 801
513 Carboxylic Acids, and Their Anhydrides, halides, peroxides	48 000	48 000	115 584	115 584
871 Optical Instrument And Apparatus	8	256	5 834	93 273
872 Medical Instruments And Appliances	0	746	0	67 325
LAINNYA	0	649	0	13 578
SUB TOTAL	1 064 049	265 204 875	729 322	127 326 007
KAZAKHSTAN				
686 Zinc	840 628	5 586 249	1 711 433	12 455 216
673 Flat Rolled Products, Not Clad	0	12 129 570	0	9 473 194
685 Lead	0	591 521	0	1 678 008
263 Cotton	0	95 232	0	196 303
778 Electrical Machinery And Apparatus	7	19	4 876	10 576
LAINNYA	14	167	100	15 629
SUB TOTAL	840 649	18 402 758	1 716 409	23 828 926
KYRGYZSTAN				
575 Other Plastics In Primary Forms	0	235 251	0	440 497
682 Copper	0	23 009	0	224 660
121 Tobacco, Unmanufactured And Refused	0	39 475	0	155 925
572 Polimers Of Styrene In Primary Forms	0	18 960	0	118 614
232 Synthetic Rubber Latex, Synthetic/reclaimed Rubber	0	84 140	0	88 038
LAINNYA	117	122 377	5 759	405 701
SUB TOTAL	117	523 212	5 759	1 433 435
MOLDOVA, REPUBLIC OF				
699 Manufactures Of Base Metals	0	15 869	0	67 098
873 Meters And Counters	0	843	0	56 891
842 Women's Coats/jacket, Not Knitted	68	604	5 340	26 815
845 Articles Of Apparel	162	397	5 025	13 149
844 Women's Coats/jackets, Knitted	80	289	3 092	12 905
LAINNYA	0	2 546	0	14 621
SUB TOTAL	310	20 548	13 457	191 479
TAJIKISTAN				
684 Alumunium	0	958 314	0	2 011 601
522 Inorganic Chemical Elements, Oxides And Halogen Salts	0	35 910	0	33 576
LAINNYA	0	0	0	0
SUB TOTAL	0	994 224	0	2 045 177
TURKMENISTAN				
263 Cotton	0	150 312	0	428 382
682 Copper	0	2 619	0	29 341
841 Men's Coats/jackets, Not Knitted	47	255	2 119	10 830
842 Women's Coats/jacket, Not Knitted	6	177	248	9 374
LAINNYA	0	0	0	0
SUB TOTAL	53	153 363	2 367	477 927
UKRAINE				
672 Ingots And Other Iron/steel In Primary Forms	0	628 082 030	0	437 338 279
673 Flat Rolled Products, Not Clad	13 919 567	93 245 839	11 730 367	85 445 323
675 Flat Rolled Products And Alloy Steels	44 240	57 385 401	41 823	50 782 686
562 Fertilizers, Manufactured	0	54 997 293	0	22 966 863
334 Petroleum Products, Refined	0	10 097 930	0	15 970 926
LAINNYA	3 819 187	40 000 086	1 675 822	30 024 345
SUB TOTAL	17 782 994	883 808 579	13 448 012	642 528 422
UZBEKISTAN				
523 Metallicsalts And Peroxysalts	21 000	507 000	64 050	1 365 945
263 Cotton	0	219 635	0	403 103
651 Textile Yarns	78	60 234	561	241 898
611 Leathers	0	19 700	0	87 416
292 Crude Vegetable Materials	0	17 000	0	68 000
LAINNYA	0	2 211	0	20 565
SUB TOTAL	21 078	825 780	64 611	2 186 927

**I.6 IMPOR KOMODITI MENURUT NEGARA ASAL / IMPORT BY COUNTRY OF ORIGIN
DAN LIMA GOLONGAN BARANG (SITC) UTAMA / AND FIVE MAJOR SITC COMMODITY GROUP
** NOVEMBER / NOVEMBER 2011 ****

Negara Asal/SITC/Uraian Golongan Barang <i>Country of Origin/SITC/group Description</i>	Berat Bersih / <i>Net Weight (Kg)</i>		Nilai CIF / <i>CIF Value (US\$)</i>	
	Bulan ini <i>Current month</i>	Kumulatif <i>Cum. Jan to date</i>	Bulan ini <i>Current month</i>	Kumulatif <i>Cum. Jan to date</i>
LITHUANIA				
562 Fertilizers, Manufactured	0	19 500 000	0	8 658 200
282 Waste And Scrap Metal Of Iron/steel	1 095 710	8 095 110	521 558	3 694 734
625 Rubber Tyre, tyre Cases, tyre Treads, inner Tubes, And Tyre Flaps	0	275 070	0	1 940 548
512 Alcohols, phenols, phenol-alcohols And Their Halogenated	0	194 447	0	652 040
022 Milk, cream, And Milk Products Other Than Butter Or Cheese	175 000	434 000	228 250	531 849
LAINNYA	1 063	343 279	25 983	464 825
SUB TOTAL	1 271 773	28 841 906	775 791	15 942 196
LATVIA				
562 Fertilizers, Manufactured	0	32 985 850	0	15 734 250
282 Waste And Scrap Metal Of Iron/steel	0	8 961 825	0	4 338 786
232 Synthetic Rubber Latex, Synthetic/reclaimed Rubber	0	334 800	0	1 810 620
679 Tubes, Pipes, Hollow Profile, Pipe Fitting Of Iron/steel	0	119 683	0	484 229
699 Manufactures Of Base Metals	0	22 772	0	137 590
LAINNYA	19 023	125 173	24 699	333 377
SUB TOTAL	19 023	42 550 103	24 699	22 838 852
ESTONIA				
282 Waste And Scrap Metal Of Iron/steel	0	1 768 120	0	789 235
764 Telecommunication Equipments And Parts	519	44 609	15 765	587 331
641 Papers And Paperboards	0	259 344	0	337 158
251 Pulp And Waste Paper	0	340 850	0	165 052
725 Papermill/pulpmill Machinery And Paper Cutting Machines	0	1 278	0	147 000
LAINNYA	2 471	76 249	59 972	530 418
SUB TOTAL	2 990	2 490 450	75 737	2 556 194
GEORGIA				
792 Aircraft And Associated Equipments And Parts	0	3 900	0	2 040 654
288 Non-ferrous Base Metal Waste And Scraps	0	111 570	0	672 177
685 Lead	0	124 750	0	282 628
282 Waste And Scrap Metal Of Iron/steel	0	664 320	0	261 082
842 Women's Coats/jacket, Not Knitted	249	1 785	15 529	87 243
LAINNYA	790	9 532	21 857	189 238
SUB TOTAL	1 039	915 857	37 386	3 533 022
CROATIA				
737 Metalworking Machinery And Parts	10 116	248 831	96 170	1 699 893
791 Railway Vehicles And Associated Equipments	1 069	1 761	588 209	783 636
121 Tobacco, Unmanufactured And Refused	0	217 800	0	604 890
248 Wood, simply Worked And Railway Sleeper Of Wood	48 000	735 975	36 734	526 421
661 Lime, cement And Fabricated Construction Materials	21 000	398 999	11 389	206 584
LAINNYA	49 108	117 005	94 674	632 944
SUB TOTAL	129 293	1 720 371	827 176	4 454 368
BOSNIA AND HERZEGOVINA				
851 Footwears	103	8 873	13 216	95 621
248 Wood, simply Worked And Railway Sleeper Of Wood	0	46 303	0	46 226
775 Household Type, Electrical/non-electrical Equipments	0	176	0	4 760
743 Pumps, Compressors, Fans, Blowers, Centrifuges, And Parts	3	70	118	3 541
845 Articles Of Apparel	50	51	1 450	1 832
LAINNYA	0	39	0	1 295
SUB TOTAL	156	55 512	14 784	153 275
MALTA				
793 Ships, Boats, And Floating Structures	0	20 630 000	0	13 056 710
542 Medicaments, Including Veterinary Medicaments	0	3 413	0	1 493 675
711 Steam And Other Vapour Generating Boilers And Parts	317 950	317 950	870 325	870 325
251 Pulp And Waste Paper	99 880	1 852 700	28 466	509 227
282 Waste And Scrap Metal Of Iron/steel	0	729 610	0	336 264
LAINNYA	53	5 668	951	131 000
SUB TOTAL	417 883	23 539 341	899 742	16 397 201
SLOVAKIA				
764 Telecommunication Equipments And Parts	3	5 039	55	1 441 065
728 Other Machines And Equipment Specialized For Particular Industry	81 992	95 056	1 119 314	1 410 066
772 Electrical Apparatus For Making And Breaking Electrical Circuits	571	14 045	41 061	1 211 103
778 Electrical Machinery And Apparatus	9 978	93 436	212 170	1 141 975
776 Thermionic, Cold Cathode, And Photo Cathode Valves/tubes	3	5 326	454	703 201
LAINNYA	99 275	1 311 784	811 712	4 958 161
SUB TOTAL	191 822	1 524 686	2 184 766	10 865 571

**I.6 IMPOR KOMODITI MENURUT NEGARA ASAL / IMPORT BY COUNTRY OF ORIGIN
DAN LIMA GOLONGAN BARANG (SITC) UTAMA / AND FIVE MAJOR SITC COMMODITY GROUP
** NOVEMBER / NOVEMBER 2011 ****

Negara Asal/SITC/Uraian Golongan Barang <i>Country of Origin/SITC/group Description</i>	Berat Bersih / <i>Net Weight (Kg)</i>		Nilai CIF / <i>CIF Value (US\$)</i>	
	Bulan ini <i>Current month</i>	Kumulatif <i>Cum. Jan to date</i>	Bulan ini <i>Current month</i>	Kumulatif <i>Cum. Jan to date</i>
SLOVENIA				
737 Metalworking Machinery And Parts	0	1 497 077	0	6 513 690
641 Papers And Paperboards	0	907 921	0	5 953 825
542 Medicaments, Including Veterinary Medicaments	824	5 636	113 337	1 953 422
598 Miscellaneous Chemical Products	57 141	233 312	418 780	1 465 097
541 Medicinal And Pharmaceutical Products	0	11 701	0	1 279 750
LAINNYA	141 163	1 613 395	731 635	7 908 059
SUB TOTAL	199 128	4 269 042	1 263 752	25 073 843
CZECH REPUBLIC				
251 Pulp And Waste Paper	499 601	12 254 188	487 569	13 032 650
772 Electrical Apparatus For Making And Breaking Electrical Circuits	17 428	257 802	605 448	11 765 098
764 Telecommunication Equipments And Parts	33 599	207 652	1 001 845	5 455 148
514 Nitrogen-function Compounds	14 000	2 290 400	29 050	4 732 848
778 Electrical Machinery And Apparatus	656	49 743	160 073	4 028 042
LAINNYA	1 464 787	5 722 960	7 168 111	39 434 543
SUB TOTAL	2 030 071	20 782 745	9 452 096	78 448 329
SOUTH GEORGIA AND THE SOUTH SA				
778 Electrical Machinery And Apparatus	0	495	0	54 523
641 Papers And Paperboards	7 896	7 896	37 735	37 735
554 Soap,cleansing And Polishing Preparations	0	1 656	0	4 039
893 Article Of Plastics	0	87	0	3 737
776 Thermionic, Cold Cathode, And Photo Cathode Valves/tubes	0	4	0	401
LAINNYA	0	1	0	19
SUB TOTAL	7 896	10 139	37 735	100 454
REP. OF MACEDONIA				
791 Railway Vehicles And Associated Equipments	1 906	1 906	125 274	125 274
679 Tubes, Pipes, Hollow Profile, Pipe Fitting Of Iron/steel	36	437	2 372	17 096
121 Tobacco, Unmanufactured And Refused	0	1 850	0	16 454
842 Women's Coats/jacket, Not Knitted	15	222	2 033	10 098
845 Articles Of Apparel	0	22	0	5 806
LAINNYA	101	870	7 061	10 186
SUB TOTAL	2 058	5 307	136 740	184 914
FAEROE ISLANDS				
851 Footwears	0	5	0	5
LAINNYA	0	0	0	0
SUB TOTAL	0	5	0	5
RUSSIA FEDERATION				
562 Fertilizers, Manufactured	122 576 288	953 000 607	48 017 911	409 017 707
672 Ingots And Other Iron/steel In Primary Forms	72 755 971	628 935 083	48 176 929	408 148 274
333 Petroleum Oil, Crude	84 257 000	321 487 930	74 881 800	277 790 221
792 Aircraft And Associated Equipments And Parts	1 895	58 743	3 468 922	67 226 698
334 Petroleum Products, Refined	0	54 986 492	0	46 048 389
LAINNYA	16 292 899	191 366 325	12 642 717	222 959 942
SUB TOTAL	295 884 053	2 149 835 180	187 188 279	1 431 191 231
SERBIA				
891 Arms And Ammunitions	0	94 931	0	7 135 119
098 Edible Products And Preparations	4 000	10 000	72 000	180 000
511 Hydrocarbon And Their Halogenated, Nitrated Derivatives	0	23 200	0	46 864
697 Household Equipment Of Base Metals	0	4 037	0	40 635
522 Inorganic Chemical Elements, Oxides And Halogen Salts	0	200	0	37 600
LAINNYA	246	22 972	7 577	42 327
SUB TOTAL	4 246	155 340	79 577	7 482 545
MONTENEGRO				
748 Transmission Shafts And Cranks	0	17	0	1 279
LAINNYA	0	0	0	0
SUB TOTAL	0	17	0	1 279

I.7 IMPOR KOMODITI TERTENTU MENURUT NEGARA ASAL UTAMA
CERTAIN COMMODITIES IMPORT BY MAIN COUNTRY OF ORIGIN
**** NOVEMBER / NOVEMBER 2011 ****

Komoditi Commodity	Negara Asal Country of Origin	Berat Bersih / Net Weight (Kg)		Nilai CIF / CIF Value (US\$)	
		Bulan ini Current month	Kumulatif Cum. Jan to date	Bulan ini Current month	Kumulatif Cum. Jan to date
Beras					
	VIET NAM	178 071 162	1 587 454 333	102 911 373	835 567 107
	THAILAND	105 199 371	848 424 280	64 669 907	475 843 811
	CHINA	1 597 480	3 467 192	5 910 676	10 999 046
	INDIA	195 066	1 990 755	82 312	5 452 273
	UNITED STATES	32 323	1 568 903	46 226	1 911 368
	OTHERS	3 332 732	12 358 268	1 131 004	5 082 981
	Sub Total	288 428 134	2 455 263 731	174 751 498	1 334 856 586
Jagung					
	ARGENTINA	49 400	1 062 683 319	30 302	353 207 356
	INDIA	74 332 143	1 120 984 168	22 809 194	347 255 225
	UNITED STATES	117 823	409 961 706	124 778	133 483 723
	BRAZIL	0	199 050 313	0	59 964 579
	PAKISTAN	18 137 062	91 818 094	5 441 008	27 956 978
	OTHERS	823 204	125 343 065	292 004	45 465 489
	Sub Total	93 459 632	3 009 840 665	28 697 286	967 333 350
Kedelai					
	UNITED STATES	59 863 142	1 576 597 006	33 963 075	911 081 506
	MALAYSIA	10 156 947	109 501 992	10 172 487	106 932 549
	ARGENTINA	35 150 000	73 037 210	20 748 317	42 384 074
	URUGUAY	0	16 825 281	0	9 576 190
	BRAZIL	0	13 550 000	0	7 740 438
	OTHERS	228 629	15 442 752	144 812	10 203 984
	Sub Total	105 398 718	1 804 954 241	65 028 691	1 087 918 741
Biji Gandum dan Meslin					
	AUSTRALIA	421 306 012	3 557 959 840	156 599 087	1 327 305 756
	CANADA	15 983 750	853 818 977	7 010 939	389 023 275
	UNITED STATES	63 995 949	711 905 964	28 436 887	295 028 098
	ROMANIA	0	33 000 000	0	13 037 970
	PAKISTAN	0	29 521 849	0	10 073 461
	OTHERS	5 174 700	44 915 181	1 575 613	15 091 080
	Sub Total	506 460 411	5 231 121 811	193 622 526	2 049 559 640
Tepung terigu					
	TURKEY	41 543 500	354 675 794	14 357 439	128 598 529
	SRI LANKA	16 017 000	187 944 520	8 387 025	95 437 591
	BELGIUM	1 625 000	20 688 250	807 350	10 330 755
	UKRAINE	3 690 000	24 229 000	1 356 290	8 730 962
	AUSTRALIA	1 190 925	13 232 825	538 767	6 421 356
	OTHERS	581 751	15 476 784	309 900	6 209 512
	Sub Total	64 648 176	616 247 173	25 756 771	255 728 705
Gula Pasir					
	INDIA	0	69 429 000	0	53 191 098
	THAILAND	0	60 884 000	0	46 828 047
	AUSTRALIA	463 545	14 155 920	438 620	13 737 784
	MALAYSIA	0	10 050 600	0	8 336 538
	KOREA, REPUBLIC OF	1 344 000	5 372 361	1 334 088	5 365 925
	OTHERS	17	11 504 518	59	9 154 498
	Sub Total	1 807 562	171 396 399	1 772 767	136 613 890
Gula Tebu					
	THAILAND	39 740 300	1 000 058 300	28 125 237	704 983 808
	BRAZIL	116 608 990	670 203 483	81 788 374	446 580 541
	AUSTRALIA	75 000 000	300 228 000	47 514 734	202 222 640
	GUATEMALA	0	50 350 000	0	35 308 890
	INDIA	0	48 750 000	0	35 234 421
	OTHERS	20 329 600	73 331 650	13 784 039	50 241 534
	Sub Total	251 678 890	2 142 921 433	171 212 384	1 474 571 834

I.7 IMPOR KOMODITI TERTENTU MENURUT NEGARA ASAL UTAMA
CERTAIN COMMODITIES IMPORT BY MAIN COUNTRY OF ORIGIN
**** NOVEMBER / NOVEMBER 2011 ****

Komoditi Commodity	Negara Asal Country of Origin	Berat Bersih / Net Weight (Kg)		Nilai CIF / CIF Value (US\$)	
		Bulan ini Current month	Kumulatif Cum. Jan to date	Bulan ini Current month	Kumulatif Cum. Jan to date
Daging Sejenis Lembu					
	AUSTRALIA	6 134 478	52 595 052	19 350 384	170 692 364
	NEW ZEALAND	1 692 973	26 339 700	5 753 705	88 775 430
	UNITED STATES	1 002 922	9 601 990	2 673 025	19 293 870
	CANADA	0	323 386	0	622 517
	SINGAPORE	150	56 095	726	169 874
	OTHERS	0	0	0	0
	Sub Total	8 830 523	88 916 223	27 777 840	279 554 055
Daging Ayam					
	MALAYSIA	0	8 980	0	29 236
	OTHERS	0	0	0	0
	Sub Total	0	8 980	0	29 236
Garam					
	AUSTRALIA	172 668 000	1 701 416 040	8 959 594	85 951 755
	INDIA	43 330 000	975 953 836	1 826 038	52 147 147
	SINGAPORE	0	24 000 000	0	1 404 000
	GERMANY, FED. REP. OF	81 329	455 313	56 508	411 224
	NEW ZEALAND	120 000	1 127 964	46 200	404 520
	OTHERS	49 172	523 205	8 959	187 687
	Sub Total	216 248 501	2 703 476 358	10 897 299	140 506 333
Mentega					
	NEW ZEALAND	1 173 622	7 842 155	5 748 388	43 982 427
	BELGIUM	19 000	1 881 372	126 065	12 753 301
	AUSTRALIA	39 975	1 263 513	199 875	6 528 217
	UNITED STATES	0	855 908	0	5 794 320
	NETHERLANDS	37 500	907 953	272 443	5 694 525
	OTHERS	103 651	1 451 830	517 658	7 649 857
	Sub Total	1 373 748	14 202 731	6 864 429	82 402 647
Minyak Goreng					
	MALAYSIA	1 688 268	39 941 222	2 521 533	51 346 325
	THAILAND	0	642 327	0	1 031 953
	SINGAPORE	39 889	487 604	74 971	928 563
	KOREA, REPUBLIC OF	60 786	230 518	135 580	486 591
	UNITED STATES	37 201	239 486	86 370	481 963
	OTHERS	35 255	308 832	81 836	606 508
	Sub Total	1 861 399	41 849 989	2 900 290	54 881 903
Susu					
	NEW ZEALAND	4 004 863	53 338 895	16 272 413	237 693 922
	UNITED STATES	3 205 900	45 383 534	10 817 978	144 239 860
	AUSTRALIA	4 527 759	40 356 729	16 936 320	144 069 509
	PHILIPPINES	460 746	5 392 780	3 094 723	33 318 250
	NETHERLANDS	649 768	7 009 542	2 731 529	27 051 864
	OTHERS	4 617 476	39 920 752	14 416 746	148 688 141
	Sub Total	17 466 512	191 402 232	64 269 709	735 061 546
Bawang Merah					
	THAILAND	330 876	66 976 636	269 679	34 558 753
	VIET NAM	0	42 377 176	0	19 368 275
	INDIA	1 464 849	26 379 675	563 809	10 640 367
	PHILIPPINES	0	11 826 244	0	5 312 636
	MALAYSIA	157 763	5 629 368	123 356	4 338 220
	OTHERS	103 800	5 047 517	42 666	2 254 717
	Sub Total	2 057 288	158 236 616	999 510	76 472 968

I.7 IMPOR KOMODITI TERTENTU MENURUT NEGARA ASAL UTAMA
CERTAIN COMMODITIES IMPORT BY MAIN COUNTRY OF ORIGIN
**** NOVEMBER / NOVEMBER 2011 ****

Komoditi <i>Commodity</i>	Negara Asal <i>Country of Origin</i>	Berat Bersih / <i>Net Weight (Kg)</i>		Nilai CIF / <i>CIF Value (US\$)</i>	
		Bulan ini <i>Current month</i>	Kumulatif <i>Cum. Jan to date</i>	Bulan ini <i>Current month</i>	Kumulatif <i>Cum. Jan to date</i>
Bawang putih	CHINA	17 203 836	374 087 233	9 612 262	247 172 255
	TAIWAN	163 960	6 057 120	73 782	3 530 641
	MALAYSIA	133 630	1 312 330	117 846	1 257 098
	THAILAND	5 931	206 728	5 508	132 369
	SINGAPORE	0	80 590	0	126 768
	OTHERS	0	28 000	0	10 341
	Sub Total	17 507 357	381 772 001	9 809 398	252 229 472
Telur Unggas	AUSTRIA	0	5	0	415
	OTHERS	0	0	0	0
	Sub Total	0	5	0	415
Kelapa	VIET NAM	158 760	1 267 731	1 270 850	9 571 107
	MOZAMBIQUE	0	2 470 215	0	3 761 214
	BENIN	0	1 327 890	0	1 715 140
	THAILAND	115 959	693 156	95 554	617 959
	PHILIPPINES	0	53 577	0	151 254
	OTHERS	12 505	269 209	1 174	128 184
	Sub Total	287 224	6 081 778	1 367 578	15 944 858
Kelapa Sawit	PAPUA NEW GUINEA	0	7 425	0	1 011 660
	MALAYSIA	0	3 647	0	664 726
	THAILAND	0	1 026	0	124 310
	UNITED KINGDOM	0	177	0	34 228
	INDIA	0	38 920	0	19 890
	OTHERS	0	0	0	0
	Sub Total	0	51 195	0	1 854 814
Lada	VIET NAM	40 000	1 177 057	298 613	4 097 734
	MALAYSIA	170 310	2 212 546	177 975	3 969 325
	CHINA	60 000	394 441	31 224	306 677
	JAPAN	20	257	245	67 751
	NETHERLANDS	243	5 266	3 195	37 805
	OTHERS	285	10 093	808	88 547
		Sub Total	270 858	3 799 660	512 060
Teh	VIET NAM	2 119 309	10 286 086	1 753 077	10 083 662
	KENYA	180 573	1 813 625	612 642	5 706 907
	INDIA	139 940	1 257 704	239 736	2 264 997
	ARGENTINA	48 000	1 212 800	61 680	1 486 816
	CHINA	60 400	599 103	132 042	1 135 133
	OTHERS	432 376	1 927 323	499 656	4 056 916
		Sub Total	2 980 598	17 096 641	3 298 833
Kopi	VIET NAM	1 589 353	6 642 372	3 433 246	14 343 909
	BRAZIL	288 000	1 633 410	1 683 801	9 257 224
	INDONESIA	1 035 600	2 980 076	2 008 028	5 740 956
	THAILAND	0	342 415	0	1 715 932
	UNITED STATES	16 050	323 982	110 002	1 522 910
	OTHERS	42 345	2 668 394	557 692	8 457 483
		Sub Total	2 971 348	14 590 649	7 792 769

I.7 IMPOR KOMODITI TERTENTU MENURUT NEGARA ASAL UTAMA
CERTAIN COMMODITIES IMPORT BY MAIN COUNTRY OF ORIGIN
**** NOVEMBER / NOVEMBER 2011 ****

Komoditi Commodity	Negara Asal Country of Origin	Berat Bersih / Net Weight (Kg)		Nilai CIF / CIF Value (US\$)	
		Bulan ini Current month	Kumulatif Cum. Jan to date	Bulan ini Current month	Kumulatif Cum. Jan to date
Cengkeh					
	MADAGASCAR	32 596	11 564 525	503 653	262 924 684
	TANZANIA, UNITED REPUBLIC OF	0	2 392 643	0	65 427 558
	BRAZIL	0	321 255	0	7 535 755
	SINGAPORE	0	246 833	0	2 744 390
	UNITED ARAB EMIRATES	10 438	10 438	174 315	174 315
	OTHERS	9 863	39 629	164 712	240 044
	Sub Total	52 897	14 575 323	842 680	339 046 746
Kakao					
	GHANA	0	4 100 683	0	14 211 168
	COTE D'IVOIRE	0	3 413 350	0	11 444 204
	PAPUA NEW GUINEA	75 000	3 114 979	235 224	10 216 226
	CAMEROON	1 213 400	3 065 581	4 118 250	10 097 298
	SOLOMON ISLANDS	207 500	2 802 500	630 261	8 620 277
	OTHERS	75 006	1 107 216	233 208	3 690 943
	Sub Total	1 570 906	17 604 309	5 216 943	58 280 116
Cabe (segar-dingin)					
	VIET NAM	7 000	4 090 048	12 140	3 887 649
	THAILAND	0	1 435 789	0	1 226 675
	CHINA	136 069	1 053 533	135 958	1 063 446
	INDIA	12 998	783 649	8 397	647 975
	AUSTRALIA	0	5 929	0	24 707
	OTHERS	0	42 191	0	31 687
	Sub Total	156 067	7 411 139	156 495	6 882 139
Cabe (kering-tumbuk)					
	INDIA	926 506	11 459 721	714 085	9 163 775
	CHINA	335 969	4 186 963	423 604	4 822 303
	MALAYSIA	87 384	2 133 703	53 284	1 755 574
	THAILAND	20 400	424 714	30 360	432 049
	GERMANY, FED. REP. OF	2 766	22 188	15 197	121 004
	OTHERS	5 522	279 870	23 135	338 732
	Sub Total	1 378 547	18 507 159	1 259 665	16 633 437
Cabe (awet sementara)					
	THAILAND	0	573 250	0	533 608
	VIET NAM	0	119 372	0	190 995
	INDIA	13 000	116 600	8 294	73 504
	OTHERS	0	0	0	0
	Sub Total	13 000	809 222	8 294	798 107
Tembakau					
	CHINA	4 032 775	49 931 086	19 688 599	229 970 829
	BRAZIL	4 698 535	10 473 243	17 157 932	54 366 303
	TURKEY	488 408	7 516 950	3 498 842	41 359 374
	UNITED STATES	275 103	3 696 218	2 070 526	26 768 865
	INDIA	1 916 363	6 558 721	6 328 352	25 156 643
	OTHERS	2 461 523	18 804 343	10 643 210	87 905 972
	Sub Total	13 872 707	96 980 561	59 387 461	465 527 986
Ubi Kayu					
	ITALY	0	2 695	0	20 642
	CHINA	0	2 953	0	1 273
	OTHERS	0	0	0	0
	Sub Total	0	5 648	0	21 915

K1. IMPOR KAWASAN BERIKAT / BOUND ZONE IMPORT
MENURUT GOLONGAN BARANG 2 DIJIT HS / BY COMMODITY 2 DIGITS HS
**** NOVEMBER / NOVEMBER 2011 ****

HS Uraian Golongan Barang <i>Group Description</i>	Berat Bersih / <i>Net Weight (Kg)</i>		Nilai CIF / <i>CIF Value (US\$)</i>	
	Bulan ini <i>Current month</i>	Kumulatif <i>Cum. Jan to date</i>	Bulan ini <i>Current month</i>	Kumulatif <i>Cum. Jan to date</i>
02 Meat and edible meat offal	50 400	121 171	239 739	587 783
03 Fish and crustaceans	1 044 570	20 074 681	4 626 006	68 943 359
04 Dairy products, bird's eggs, natural honey	1 610	7 032 155	11 664	26 853 348
05 Products of animal origin	39 358	943 441	607 093	22 445 154
06 Live trees and other plants	0	13 003	0	28 362
07 Edible vegetables and certain roots and tubers	20 209	6 206 902	55 020	3 858 592
08 Edible fruits and nuts	1 000	188 354	8 500	1 280 224
09 Coffee, tea, mate, and spices	776 443	6 903 559	1 198 144	15 664 328
10 Cereals	37 417 000	186 041 297	10 796 478	63 327 294
11 Products of the milling industry	37 425 833	195 141 754	17 941 492	98 867 069
12 Oil seeds and oleaginous fruits	159 076	23 911 935	399 085	16 915 417
13 Lac	1 322	51 206	14 131	228 860
14 Vegetable plaiting materials	0	7 280	0	62 082
15 Animal or vegetable oils/fats and their cleavage products	520 614	40 463 282	860 575	36 993 714
16 Preparations of meat/fish/crustaceans/molluscs or other aquatic inverte	19 238	265 076	39 613	1 078 819
17 Sugar and sugar confectionery	173 050 044	1 588 474 929	118 564 425	1 093 426 834
18 Cocoa and cocoa preparations	1 004	11 966	17 764	216 665
19 Preparations of cereals, flour, starch or milk	35 879	1 081 280	70 613	2 115 503
20 Preparations of vegetables, fruits, nuts or other part of plants	33 012	131 971	60 631	447 352
21 Miscellaneous edible preparations	20 622	47 392	144 580	407 107
22 Beverages, spirit, and vinegar	111 048	1 143 639	1 263 980	10 731 490
23 Residues and waste from the food industries	9 641	51 520	36 574	162 413
24 Tobacco and manufactured tobacco substitutes	1 540 569	11 618 844	12 140 904	89 890 390
25 Salts	57 251 193	426 835 625	8 764 998	85 792 643
26 Ores, slag, and ash	171 019	10 452 115	93 146	4 513 569
27 Mineral fuels, mineral oils and products of their distillation	11 414 423	334 895 137	13 342 629	332 825 977
28 Inorganic chemicals	19 959 168	202 113 195	17 255 505	181 490 630
29 Organic chemicals	15 130 809	244 892 071	26 025 532	365 633 327
30 Pharmaceutical products	1 616	79 394	50 938	2 312 402
31 Fertilizers	55 712	2 246 794	53 365	1 328 849
32 Tanning or dyeing extracts	1 860 112	28 315 864	11 604 705	155 341 691
33 Essential oils and resinoids	31 179	343 906	1 067 332	7 789 929
34 Soap, organic surfasce-active agents, washing, and lubricating prepara	929 808	11 066 472	3 346 104	40 996 870
35 Albuminoidal substances	1 219 322	18 041 017	4 815 193	50 904 863
36 Explosives	20	6 760	2 728	32 748
37 Photographic and cinematographic goods	133 349	1 180 304	572 052	2 390 917
38 Miscellaneous chemical products	4 972 129	46 088 706	19 618 428	149 146 955
39 Plastics and articles thereof	54 214 707	517 273 254	119 197 132	1 225 618 097
40 Rubber and articles thereof	11 136 504	100 787 285	41 302 903	406 500 941
41 Raw hides, skins, and leather	2 665 279	28 349 775	26 697 608	295 721 262
42 Articles of leather	85 385	739 092	2 180 073	12 415 008
43 Furskins and artificial fur	1 628	88 412	28 086	2 124 006
44 Wood and articles of wood	11 287 664	98 022 106	7 416 504	67 411 507
45 Cork and articles of cork	13 469	141 614	100 386	938 464
46 Manufactured of straw or other plaiting materials	4 155	16 422	67 666	202 015
47 Pulp of wood or of other fibrous cellulosic material	14 436 114	313 401 961	14 437 323	342 546 271
48 Paper and paperboard	6 342 329	88 952 854	24 062 163	257 800 486
49 Printed books, newspapers, pictures, and other products of printing in	76 222	1 138 750	1 385 141	17 537 424
50 Silk	50 235	370 856	1 314 869	5 823 608
51 Wool, fine or coarse animal hair	401 704	3 703 364	9 031 757	82 514 470
52 Cotton	14 132 949	171 977 612	109 914 446	1 308 311 211
53 Other vegetable textile fibres	300 590	2 385 909	2 824 591	14 489 755
54 Man-made filaments	8 090 451	83 291 274	79 519 437	798 339 701
55 Man-made staple fibres	11 801 938	128 765 614	52 057 132	578 455 252
56 Wadding, felt, and non-wovens	1 710 746	16 812 958	16 667 453	124 076 984
57 Carpets and other textile floor coverings	60 220	540 291	551 346	5 468 252
58 Special woven fabrics	1 396 910	15 449 470	22 784 714	234 736 211
59 Impregnated, coated, covered or laminated textile fabrics	2 384 032	24 589 242	21 668 085	245 329 739
60 Knitted or crocheted fabrics	9 843 017	108 402 813	97 160 536	1 066 218 133
61 Articles of apparel and clothing accessories, knitted or crocheted	214 030	1 804 818	2 968 014	22 939 752
62 Articles of apparel and clothing accessories, not knitted or crocheted	469 800	2 848 568	6 547 765	52 173 196
63 Other made up textile articles	145 146	1 175 139	907 924	11 350 203
64 Footwear, gaiters and the like	1 005 281	7 819 044	15 846 466	115 443 314
65 Headgear and parts thereof	22 826	224 099	298 632	2 829 732
66 Umbrellas, walking sticks, seat-sticks, whips, riding crops and parts	750	9 545	3 157	48 128
67 Prepared feathers and articles	9 785	124 287	629 297	5 763 857

K1. IMPOR KAWASAN BERIKAT / BOUND ZONE IMPORT
MENURUT GOLONGAN BARANG 2 DIJIT HS / BY COMMODITY 2 DIGITS HS
**** NOVEMBER / NOVEMBER 2011 ****

HS Uraian Golongan Barang <i>Group Description</i>	Berat Bersih / <i>Net Weight (Kg)</i>		Nilai CIF / <i>CIF Value (US\$)</i>	
	Bulan ini <i>Current month</i>	Kumulatif <i>Cum. Jan to date</i>	Bulan ini <i>Current month</i>	Kumulatif <i>Cum. Jan to date</i>
68 Articles of stone, plaster, cement, asbestos, mica or similar material	759 157	8 465 142	1 602 771	20 303 755
69 Ceramic products	1 613 430	9 828 576	3 060 148	20 475 243
70 Glass and glassware	7 782 073	81 509 912	7 992 352	84 550 037
71 Natural and cultured pearls, precious/semi precious stones, and precio	12 935	194 209	2 691 685	59 626 028
72 Iron and steel	34 346 680	425 560 122	37 361 148	447 330 664
73 Articles of iron and steel	13 179 488	111 004 399	43 598 754	336 398 498
74 Copper and articles thereof	8 926 984	78 309 899	70 423 830	681 554 022
75 Nickel and articles thereof	19 312	229 549	619 251	6 691 531
76 Aluminium and articles thereof	3 870 233	46 863 175	15 481 670	195 018 689
78 Lead and articles thereof	1 320 059	14 357 696	3 112 264	37 190 906
79 Zinc and articles thereof	885 508	6 817 634	2 378 657	18 353 863
80 Tin and articles thereof	45 778	7 402 516	1 210 662	20 965 719
81 Other base metal	42 513	405 869	3 943 970	21 705 764
82 Tools, implements, cutlery, spoon and forks, of base metal and parts t	475 202	2 904 654	8 625 595	78 578 609
83 Miscellaneous articles of base metal	911 009	10 583 680	10 617 845	102 533 920
84 Nuclear reactors, boilers, machinery and mechanical appliances	20 080 204	179 788 633	268 828 803	2 268 374 300
85 Electrical machinery and equipments	16 077 176	164 630 036	441 321 323	4 780 810 901
86 Railway and tramway locomotive, mechanical traffic, and all kinds	4 320	182 306	15 368	954 366
87 Vehicles other than railway/tramway, and parts and accessories thereof	5 928 979	77 338 341	23 396 596	445 560 096
88 Aircraft and its components	16 606	1 045 944	11 994 174	217 880 819
89 Ships, boat, and floating structures	3 450	30 041 141	26 459	45 005 657
90 Optical, photographic, cinematographic, measuring, checking, medical	363 253	10 719 660	19 179 494	169 193 994
91 Clocks and watches and parts thereof	28 063	87 667	292 560	1 630 934
92 Musical instruments	894 608	9 593 854	12 573 736	126 793 370
93 Arms and ammunition	0	356	0	4 968
94 Furnitures, bedding, mattress supports, cushions and stuffed furnishin	117 342	1 760 760	1 319 919	15 415 698
95 Toys, games and sports requisiters	891 386	4 063 331	1 489 423	10 988 525
96 Miscellaneous manufactured articles	892 895	9 549 612	14 091 618	145 416 298
97 Works of arts, collectors' piece and antiques	5 774	8 725	88 815	150 720
98 Vehicles in ckd and their components	565 637	13 309 756	10 542 194	197 280 335
TOTAL IMPORT	637 772 271	6 442 247 579	1 971 161 356	20 794 898 737

K2. IMPOR KAWASAN BERIKAT / BOUND ZONE IMPORT
MENURUT GOLONGAN BARANG SITC / BY SITC COMMODITY GROUP
**** NOVEMBER / NOVEMBER 2011 ****

SITC Uraian Golongan Barang Group Description	Berat Bersih / Net Weight (Kg)		Nilai CIF / CIF Value (US\$)	
	Bulan ini Current month	Kumulatif Cum. Jan to date	Bulan ini Current month	Kumulatif Cum. Jan to date
A. By Commodity 1 Dijit SITC				
0 Food and Live Animals	212 493 173	1 817 777 861	135 896 742	1 279 355 732
1 Beverages and Tobacco	1 651 616	12 747 605	13 404 768	99 870 011
2 Crude Materials, Inedible	102 381 627	1 210 673 366	108 059 587	1 429 764 848
3 Mineral Fuels, Lubricants, etc.	11 414 423	334 895 127	13 342 629	332 825 548
4 Animal & Vegetable Oils/Fats	508 114	28 442 448	833 700	34 117 530
5 Chemicals	131 492 931	1 237 614 583	201 264 405	2 075 301 380
6 Manufactured Goods	125 601 806	1 241 124 052	631 914 191	6 556 153 287
7 Machinery and Transportation Equipments	42 607 994	465 931 893	745 768 541	7 898 823 097
8 Miscellaneous Manufactured Articles	9 620 516	93 038 872	119 193 340	1 062 026 222
9 Special Commodities and Transaction	71	1 772	1 483 453	26 661 082
B. By Commodity 2 Dijit SITC				
01 Meat and meat preparations	68 664	244 345	264 316	772 858
02 Dairy product and eggs	1 610	6 571 625	11 664	25 992 662
03 Fish, crustaceans, molluscs and their preparations	1 045 544	20 216 583	4 641 042	69 837 103
04 Cereals and cereal preparations	37 440 611	187 690 100	10 842 001	65 360 729
05 Fruits and vegetables	54 221	6 579 426	124 151	5 663 490
06 Sugar, sugar preparations, and honey	173 050 044	1 588 935 486	118 564 425	1 094 288 280
07 Coffee, tea, cocoa, and spices	795 720	6 940 618	1 339 128	16 066 006
08 Feeding stuff for animals	9 641	51 520	36 574	162 413
09 Miscellaneous food preparations	27 118	548 158	73 441	1 212 191
11 Beverages	111 047	1 128 761	1 263 864	9 979 621
12 Tobacco and tobacco manufactured	1 540 569	11 618 844	12 140 904	89 890 390
21 Hides, skins and furskins	0	3 732	0	505 984
22 Oil seeds, nuts, and kernels	0	22 500 017	0	13 503 095
23 Crude rubber	10 172 982	91 137 719	30 881 671	308 356 967
24 Wood, lumber, and cork	5 054 978	43 247 215	3 285 164	31 713 549
25 Pulp and waste paper	14 436 114	313 401 961	14 437 323	342 546 271
26 Textile fibres and their waste	15 679 425	179 231 627	43 219 617	542 169 919
27 Crude fertilizers and crude minerals	41 572 924	370 480 751	7 828 577	80 848 096
28 Metalliferous ores and metal scraps	15 265 448	188 243 668	7 386 926	83 946 552
29 Crude animals and vegetable materials, nes	199 756	2 426 676	1 020 309	26 174 415
32 Coal, coke, and briquettes	383	181 363	1 169	152 514
33 Petroleum and petroleum products	11 401 709	334 638 052	13 313 480	332 293 551
34 Gas; natural and manufactured	12 331	75 712	27 980	379 483
41 Animal oils and fats	0	1	0	59
42 Fixed vegetable oils/fats	504 940	27 474 493	824 142	31 801 099
43 Animal vegetable oils/fats	3 174	967 954	9 558	2 316 372
51 Organic chemicals	15 247 735	257 558 707	25 058 687	355 227 105
52 Inorganic chemicals	19 558 922	199 003 171	16 862 159	178 926 415
53 Dyeing, tanning, and colouring materials	1 914 323	28 620 325	11 031 500	154 267 810
54 Medical and pharmaceutical products	22 671	642 126	1 566 258	22 030 027
55 Essential oils and perfumery materials	516 752	5 576 678	2 930 187	26 497 766
56 Manufactured fertilizers	5 712	2 046 686	31 865	1 180 455
57 Plastics in primary forms	47 987 941	454 588 085	83 167 284	835 863 786
58 Plastics in non-primary forms	2 750 521	30 483 839	17 887 346	191 769 799
59 Chemical materials and its products, nes	43 488 354	259 094 966	42 729 119	309 538 217
61 Leather, leather med, nes	2 686 932	28 506 952	27 020 896	298 223 513
62 Rubber manufactured, nes	876 116	9 244 668	9 817 347	95 147 269
63 Wood and cork manufactured	6 246 155	54 916 505	4 231 726	36 636 422
64 Paper, paperboard, and manufactured thereof	5 803 613	84 066 537	14 780 027	175 934 305
65 Textile yarns, fabrics, and their products	34 699 457	379 049 194	371 395 161	3 935 426 287
66 Non metallic minerals manufactured	26 180 641	158 687 947	13 598 685	129 576 970
67 Iron and steel	30 310 032	340 315 864	50 896 297	546 769 834
68 Non ferrous metals	14 174 520	139 712 624	92 454 658	934 821 593
69 Manufactured of metal, nes	4 624 340	46 623 761	47 719 394	403 617 094
71 Power generating machine and equipments	1 539 704	23 675 322	30 533 930	303 497 794
72 Machinery specialized for particular industry	8 709 279	74 082 106	123 677 248	1 108 953 513
73 Metalworking machinery	2 145 309	9 612 458	42 624 422	156 459 413

K2. IMPOR KAWASAN BERIKAT / BOUND ZONE IMPORT
MENURUT GOLONGAN BARANG SITC / BY SITC COMMODITY GROUP
**** NOVEMBER / NOVEMBER 2011 ****

SITC Uraian Golongan Barang Group Description	Berat Bersih / Net Weight (Kg)		Nilai CIF / CIF Value (US\$)	
	Bulan ini Current month	Kumulatif Cum. Jan to date	Bulan ini Current month	Kumulatif Cum. Jan to date
74 General industrial machinery and equipments	8 322 584	81 073 580	71 941 472	709 146 725
75 Office machinery and automatic data processing	258 307	2 240 003	9 616 838	116 191 480
76 Telecommunication and reproducers apparatus	5 223 550	53 719 117	156 915 805	1 814 401 260
77 Electrical machinery and apparatus	10 034 940	101 253 061	267 488 064	2 819 327 219
78 Road vehicles	6 353 975	89 160 653	30 942 255	607 715 804
79 Other transportation equipments	20 346	31 115 593	12 028 507	263 129 889
81 Sanitary, plumbing, and fittings	169 826	3 356 696	674 605	14 110 088
82 Furniture	52 751	544 590	448 190	6 598 857
83 Traveling goods	14 585	154 485	168 533	2 055 947
84 Clothing	974 247	7 399 009	13 674 050	111 948 576
85 Footwear	1 005 281	7 819 044	15 846 466	115 443 314
87 Professional, scientific, and contractor instruments	309 952	4 162 822	14 515 113	119 276 612
88 Photographic apparatus, equipments and optics	248 294	8 086 455	5 903 349	58 536 430
89 Miscellaneous manufactured articles	6 845 580	61 515 771	67 963 034	634 056 398
96 Coin, not being legal tender	0	99	0	5 381
97 Gold; non monetary	71	1 673	1 483 453	26 655 701

C. By Commodity 3 Dijit SITC

012 Other Meat, Other Edible Meat Offal, Fresh, Chilled Or Frozen	50 400	120 765	239 739	581 381
016 Meat And Edible Meat Offal, Salted, Dried, Edible Flour Of Meat	0	411	0	6 407
017 Meat And Edible Meat Offal, Prepared Or Preserved	18 264	123 169	24 577	185 070
022 Milk,Cream, And Milk Products Other Than Butter Or Cheese	1 610	6 566 027	11 664	25 951 745
023 Butter And Other Fats From Milk	0	135	0	2 816
024 Cheese And Curds	0	5 463	0	38 101
034 Fish, Fresh, Chilled Or Frozen	503 648	14 879 440	1 341 245	27 914 783
035 Fish, Dried Salted Or In Brine; Smoked Fish	4 549	12 209	188 667	361 384
036 Crustaceans, Molluscs, And Aquatic Invertebrates	536 373	5 183 027	3 096 094	40 667 187
037 Fish, Crustaceans, Molluscs, And Other Aquatic Invertebrates; Prepar	974	141 907	15 036	893 749
041 Wheat And Meslin, Unmilled	37 417 000	186 041 297	10 796 478	63 327 294
046 Meal And Flour Of Wheat And Flour Of Meslin	0	94	0	85
047 Other Cereal Meals And Flours	0	3	0	3
048 Cereal Preparations And Preparations Of Flours/Starchs Of Fruit	23 611	1 648 706	45 523	2 033 347
054 Vegetables, Fresh, Chilled, Frozen Or Simply Preserved	20 209	6 206 741	55 020	3 857 387
056 Vegetables, Roots And Tubers, Prepared Or Preserved Nes	29 118	86 155	55 016	157 151
057 Fruit And Nut; Fresh Or Dried	1 000	188 354	8 500	1 280 224
058 Fruits, Preserved And Preparations	711	11 326	868	13 906
059 Fruit And Vegetable Juices	3 183	86 850	4 747	354 822
061 Sugar, Molasses, And Honey	173 050 044	1 588 934 630	118 564 425	1 094 284 412
062 Sugar Confectionery	0	856	0	3 868
071 Coffee And Coffee Substitutes	96 970	1 300 058	315 317	3 503 931
072 Cocoa	0	708	0	42 823
073 Chocolate And Other Food Preparations Containing Cocoa	1 004	11 258	17 764	173 842
074 Tea And Mate	646 560	4 489 482	563 531	4 947 222
075 Spices	51 186	1 139 112	442 516	7 398 188
081 Feeding Stuff For Animals	9 641	51 520	36 574	162 413
091 Margarine And Shortening	12 500	80 520	26 875	88 180
098 Edible Products And Preparations	14 618	467 638	46 566	1 124 011
111 Non-Alcoholic Beverages, Nes	6 739	85 827	6 189	446 725
112 Alcoholic Beverages	104 308	1 042 934	1 257 675	9 532 896
121 Tobacco, Unmanufactured And Refused	1 509 243	11 216 685	11 794 811	85 821 047
122 Tobacco, Manufactured	31 326	402 159	346 093	4 069 343
211 Hides And Skins, Raw	0	1 370	0	33 881
212 Furskins, Raw	0	2 362	0	472 103
222 Oil Seeds Use For Extraction Ofsoft Fixed Vegetable Oils	0	22 500 017	0	13 503 095
231 Natural Rubber Latex;Natural Rubber And Similar Natural Gums	299 874	5 743 677	1 086 768	25 605 650
232 Synthetic Rubber Latex, Synthetic/Reclaimed Rubber	9 873 108	85 394 042	29 794 903	282 751 317
244 Cork,Natural,Raw And Waste	7 294	66 153	14 492	178 470
245 Fuel Wood And Wood Charcoal	1 962 637	18 692 559	615 159	5 418 779
246 Wood In Chips Or Particles And Waste	0	65	0	857
247 Wood In The Rough Or Roughly Squared	34 446	772 066	81 448	773 306
248 Wood,Simply Worked And Railway Sleeper Of Wood	3 050 601	23 716 372	2 574 065	25 342 137

K2. IMPOR KAWASAN BERIKAT / BOUND ZONE IMPORT
MENURUT GOLONGAN BARANG SITC / BY SITC COMMODITY GROUP
**** NOVEMBER / NOVEMBER 2011 ****

SITC Uraian Golongan Barang Group Description	Berat Bersih / Net Weight (Kg)		Nilai CIF / CIF Value (US\$)	
	Bulan ini Current month	Kumulatif Cum. Jan to date	Bulan ini Current month	Kumulatif Cum. Jan to date
251 Pulp And Waste Paper	14 436 114	313 401 961	14 437 323	342 546 271
261 Silk	0	1 802	0	14 953
263 Cotton	6 354 184	84 431 433	18 402 421	287 933 918
264 Jute And Other Textile Bast Fibres	175 955	1 771 522	263 291	2 868 605
265 Vegetable Textile Fibres,Raw Or Processed;Waste Of These Fibres	2	2	1	1
266 Synthetic Fibres Suitable For Spinning	5 195 758	63 109 496	12 161 462	147 591 347
267 Other Man-Made Fibres Suitable For Spinning And Waste	3 865 089	29 100 490	11 167 980	93 150 104
268 Wool And Other Animal Hair	88 250	801 829	1 220 189	10 471 709
269 Old Clothing And Other Old Textile Articles; Rags	187	15 053	4 273	139 282
272 Fertilizers, Crude	50 000	200 400	21 500	149 369
273 Stone, Sand And Gravel	515 675	101 090 605	269 063	9 895 193
274 Sulphur And Unroasted Iron Pyrites	23 808 996	188 739 543	5 623 934	42 577 493
277 Natural Abrasives	16 444	1 846 473	24 802	886 052
278 Other Crude Minerals	17 181 809	78 603 730	1 889 278	27 339 989
281 Iron Ore And Concentrates	0	57 235	0	30 501
282 Waste And Scrap Metal Of Iron/Steel	14 328 118	172 116 179	6 462 004	73 863 131
285 Aluminium Ores And Concentrates	400 246	3 510 024	393 346	2 853 243
287 Ores And Concentrates Of Basemetals	170 992	9 988 137	93 032	3 929 392
288 Non-Ferrous Base Metal Waste And Scraps	366 092	2 571 844	438 544	3 126 605
289 Ores And Concentrates Of Precious Metals; Waste,Scraps	0	249	0	143 680
291 Crude Animal Materials	39 358	943 441	607 093	22 445 154
292 Crude Vegetable Materials	160 398	1 483 235	413 216	3 729 261
321 Coals, Pulverized Or Not	0	44 600	0	39 267
322 Briquettes, Lignite And Peat	383	485	1 169	3 028
325 Coke And Semi Coke Of Coal/Lignite/Peat	0	136 278	0	110 219
333 Petroleum Oil, Crude	225	225	1 352	1 352
334 Petroleum Products, Refined	11 250 509	333 166 722	13 020 007	329 526 700
335 Residual Petroleum Products, And Related Materials	150 975	1 471 105	292 121	2 765 499
342 Liquefied Propane And Butane	0	17 192	0	107 980
343 Natural Gas, Liquefied Or Not	331	1 012	380	6 494
344 Petroleum Gases And Other Gas	12 000	57 508	27 600	265 009
411 Animal Oils And Fats	0	1	0	59
421 Fixed Vegetable Fats And Oils Soft,Crude,Refined Or Fractioned	504 910	4 474 440	823 306	7 290 964
422 Fixed Vegetable Fats And Oils Solid,Crude,Refined Or Fractioned	30	23 000 053	836	24 510 135
431 Animal And Vegetable Oil; Fat Processed And Their Wax	3 174	967 954	9 558	2 316 372
511 Hydrocarbon And Their Halogenated, Nitrated Derivatives	1 929 028	15 089 768	2 415 538	21 474 990
512 Alcohols,Phenols,Phenol-Alcohols And Their Halogenated	9 881 681	183 949 023	14 620 509	195 568 889
513 Carboxylic Acids,And Their Anhydrides,Halides,Peroxides	621 918	24 510 270	1 596 290	46 066 268
514 Nitrogen-Function Compounds	1 557 886	21 392 490	3 252 498	54 691 252
515 Organo-Inorganic And Heterocyclic Compounds	855 293	7 155 736	1 896 283	18 645 371
516 Other Organic Chemicals	401 929	5 461 420	1 277 569	18 780 335
522 Inorganic Chemical Elements, Oxides And Halogen Salts	7 602 014	94 777 758	13 047 933	130 663 083
523 Metallicsalts And Peroxysalts	11 266 448	97 637 979	2 414 484	37 068 783
524 Other Inorganic Chemicals;Chemical Compound Of Precious Metals	690 419	6 578 078	1 398 148	10 712 153
525 Radioactive And Associated Materials	41	9 356	1 594	482 396
531 Synthetic Organic; Colouring Matter	528 880	9 801 023	2 997 817	54 826 176
532 Dyeing/Tanning Extracts And Synthetic Tanning Materials	1 885	470 571	17 498	1 189 419
533 Pigments, Paints, Varnishes, And Related Materials	1 383 558	18 348 731	8 016 185	98 252 215
541 Medicinal And Pharmaceutical Products	21 873	632 418	1 522 965	20 508 122
542 Medicaments, Including Veterinary Medicaments	798	9 708	43 293	1 521 905
551 Essential Oils, Perfumes, And Flavour Materials	25 866	236 864	826 991	4 901 925
553 Perfumery, Cosmetics, And Toilet Preparations	5 313	107 042	240 341	2 888 004
554 Soap,Cleansing And Polishing Preparations	485 573	5 232 772	1 862 855	18 707 837
562 Fertilizers, Manufactured	5 712	2 046 686	31 865	1 180 455
571 Polymers Of Ethylene In Primary Forms	13 810 543	111 721 568	17 863 990	165 997 958
572 Polimers Of Styrene In Primary Forms	8 077 095	79 622 941	17 450 194	180 421 768
573 Polimers Of Vinyl Chloride In Primary Forms	330 934	4 583 743	996 734	11 847 756
574 Poliacetals And Polycarbons In Primary Forms	4 415 637	39 735 874	14 136 965	140 695 750
575 Other Plastics In Primary Forms	13 380 081	155 258 038	24 965 385	281 430 239
579 Waste And Scrap Of Plastics	7 973 651	63 665 921	7 754 016	55 470 315
581 Tubes, Pipes, And Hoses Of Plastics	300 069	2 797 818	2 841 838	25 129 816
582 Plates, Sheets, And Film Of Plastics	2 433 563	27 508 037	14 476 310	159 856 274

K2. IMPOR KAWASAN BERIKAT / BOUND ZONE IMPORT
MENURUT GOLONGAN BARANG SITC / BY SITC COMMODITY GROUP
**** NOVEMBER / NOVEMBER 2011 ****

SITC Uraian Golongan Barang Group Description	Berat Bersih / Net Weight (Kg)		Nilai CIF / CIF Value (US\$)	
	Bulan ini Current month	Kumulatif Cum. Jan to date	Bulan ini Current month	Kumulatif Cum. Jan to date
583 Monofilament And Rod Of Plastics	16 889	177 984	569 198	6 783 709
591 Disinfectants, Insecticides, And Fungicides Put In Forms	12 495	56 487	75 984	298 139
592 Starches, Inulin, And Wheat Glutenal Buminoidal Substances; Glues	38 607 288	211 731 245	22 561 619	146 429 212
593 Explosive And Pyrotechnic Products	20	54	2 728	12 100
597 Additive For Mineral Oils	454 294	6 940 183	1 670 368	26 905 375
598 Miscellaneous Chemical Products	4 414 257	40 366 994	18 418 420	135 893 203
599 Residual products of chemical or allied industries, sewage	0	3	0	188
611 Leathers	2 665 279	28 348 405	26 697 608	295 687 381
612 Manufactures And Composition Leathers	21 487	157 420	315 906	2 443 923
613 Furskins, Tanned Or Dressed	166	1 127	7 382	92 209
621 Materials Of Rubber	346 113	3 466 772	3 059 585	28 913 829
625 Rubber Tyre, Tyre Cases, Tyre Treads, Inner Tubes, And Tyre Flaps	228 933	2 560 118	388 585	4 804 168
629 Articles Of Rubbers	301 070	3 217 778	6 369 177	61 429 272
633 Cork Manufactures	6 175	75 461	85 894	759 994
634 Veneers, Plywood, Improved/Reconstituted Wood Worked	6 018 755	53 171 517	3 697 354	30 858 215
635 Wood Manufactures	221 225	1 669 527	448 478	5 018 213
641 Papers And Paperboards	3 141 537	52 491 691	6 693 219	89 695 195
642 Paper And Paperboard Cut To Size/Shape And Article Of Papers	2 662 076	31 574 846	8 086 808	86 239 110
651 Textile Yarns	2 189 476	24 909 701	13 455 620	165 906 280
652 Cotton Fabrics, Woven	7 581 693	85 332 851	90 249 009	1 002 363 862
653 Fabrics, Woven, Of Man-Made Fibres	8 934 383	98 314 040	96 783 437	994 965 664
654 Textile Fabrics, Woven, Other Than Of Cotton Or Man-Made Fibres	499 569	4 061 231	12 057 504	92 066 411
655 Knitted Or Crocheted Fabrics	9 843 017	108 402 813	97 160 536	1 066 218 133
656 Tulle, Lace, Embroidery, Ribbons, Trimmings And Other Small Wares	1 316 312	13 847 717	21 640 276	217 310 120
657 Special Yarns, Textile Fabrics	4 128 151	42 450 184	38 556 021	379 541 522
658 Made-Up Articles, Wholly/Chiefly Of Textile Materials	145 182	1 162 154	905 431	11 296 818
659 Floor Coverings	61 674	568 503	587 327	5 757 477
661 Lime, Cement And Fabricated Construction Materials	16 411 452	61 363 390	1 154 053	6 633 770
662 Clay And Refactory Construction Materials	395 870	4 625 488	194 235	2 532 930
663 Mineral Manufactures	1 645 173	11 766 932	4 418 342	37 286 132
664 Glass	7 619 944	79 812 927	7 210 683	76 528 584
665 Glassware	101 213	885 671	569 731	5 509 110
666 Pottery	5 728	205 008	17 628	546 510
667 Pearl, Precious And Semi Precious Stones	1 261	28 531	34 013	539 934
671 Pig Iron, Spiegeleisen, Sponge Iron, And Ferro-Alloys	375 961	4 320 995	705 581	11 028 032
672 Ingots And Other Iron/Steel In Primary Forms	649 655	12 378 871	2 456 713	28 302 903
673 Flat Rolled Products, Not Clad	6 092 931	60 131 596	5 531 277	60 518 659
674 Flat Rolled Products, Clad Or Plated	5 659 658	63 704 368	8 221 336	89 550 607
675 Flat Rolled Products And Alloy Steels	923 001	30 550 358	3 589 760	54 721 109
676 Iron/Steel Bars, Rods, Angels, Shaped And Sections	5 099 576	62 355 758	5 821 537	73 515 458
677 Rail/Railway And Tractor Construction Of Iron/Steel Materials	604	221 041	27 889	1 153 776
678 Wire Of Iron/Steel	1 219 523	20 232 506	4 579 950	56 419 926
679 Tubes, Pipes, Hollow Profile, Pipe Fitting Of Iron/Steel	10 289 123	86 420 371	19 962 254	171 559 364
681 Silver, Platinum, And Other Metal Of The Platinum Groups	6 456	62 615	860 111	21 865 141
682 Copper	8 711 130	76 017 575	69 283 054	667 856 381
683 Nickel	19 241	174 076	616 175	6 453 932
684 Aluminium	3 194 635	41 065 763	11 746 351	156 876 274
685 Lead	1 319 786	14 338 413	3 103 445	36 159 251
686 Zinc	873 460	6 586 770	2 264 484	16 632 993
687 Tin	27 175	1 313 779	1 006 894	12 684 140
689 Miscellaneous Non-Ferrous Basemetals Employed In Metallurgy	22 637	153 633	3 574 144	16 293 481
691 Structures And Parts Of Iron/Steel Or Aluminium	297 649	974 054	1 249 363	4 809 744
692 Metal Containers For Storage And Transportations	1 096 927	6 740 713	11 805 122	44 584 433
693 Wire Products And Fencing Grills	108 419	1 474 658	889 848	10 501 018
694 Nails, Screws, Nuts, Bolts, Rivets Of Iron/Steel Or Copper	1 082 181	10 828 345	7 130 219	76 605 743
695 Tools For Used In The Hand Or In Machines	437 500	2 706 015	8 284 049	76 901 343
696 Cutlery	37 702	198 532	341 546	1 675 969
697 Household Equipment Of Base Metals	60 243	580 977	188 786	1 784 174
699 Manufactures Of Base Metals	1 503 719	23 120 467	17 830 461	186 754 670
711 Steam And Other Vapour Generating Boilers And Parts	109 512	1 013 947	378 101	12 229 509
712 Steam Or Other Generating Boilers And Parts	1 829	359 574	37 490	5 534 694
713 Internal Combustion Piston Engines And Parts	747 524	14 381 198	5 272 805	136 887 073

K2. IMPOR KAWASAN BERIKAT / BOUND ZONE IMPORT
MENURUT GOLONGAN BARANG SITC / BY SITC COMMODITY GROUP
**** NOVEMBER / NOVEMBER 2011 ****

SITC Uraian Golongan Barang Group Description	Berat Bersih / Net Weight (Kg)		Nilai CIF / CIF Value (US\$)	
	Bulan ini Current month	Kumulatif Cum. Jan to date	Bulan ini Current month	Kumulatif Cum. Jan to date
714 Engines And Motors, Non-Electric And Parts	31 845	178 401	17 739 886	57 424 659
716 Rotating Electric Plants And Parts	584 709	7 302 854	6 050 989	81 726 217
718 Other Power Generating Machines And Parts	64 285	439 348	1 054 659	9 695 642
721 Agricultural Machinery And Parts	256 843	913 069	709 915	4 771 668
722 Tractors	0	21 632	0	351 122
723 Civil Engineering And Contractor Plants And Equipments/Parts	1 316 704	10 697 624	2 612 542	44 315 099
724 Textile/Leather Machinery And Parts	3 886 177	28 246 259	31 439 381	296 141 413
725 Papermill/Pulpmill Machinery And Paper Cutting Machines	122 475	1 342 687	3 606 928	37 144 871
726 Printing/Book Binding Machinery And Parts	1 641 301	9 987 692	64 137 367	422 394 440
727 Food Processing Machines And Parts	145 847	975 426	1 379 103	27 335 858
728 Other Machines And Equipment Specialized For Particular Industry	1 339 932	21 897 717	19 792 012	276 499 042
731 Machine Tools By Removing Metal	488 348	3 232 958	5 777 241	38 883 644
733 Machine Tool For Working Metals	464 693	2 624 011	18 362 403	46 438 540
735 Parts Of Machine Tools	48 312	413 202	1 502 803	18 133 162
737 Metalworking Machinery And Parts	1 143 956	3 342 287	16 981 975	53 004 067
741 Heating And Cooling Equipments And Parts	1 664 752	13 734 971	13 768 790	106 497 304
742 Pumps For Liquid And Parts	237 497	1 503 749	4 727 365	34 545 952
743 Pumps, Compressors, Fans, Blowers, Centrifuges, And Parts	2 742 822	26 384 875	14 769 005	130 076 913
744 Mechanical Handling Equipments And Parts	1 029 858	13 093 866	3 353 735	70 231 688
745 Other Non-Electical Machinery, Tools, And Mechanical Apparatus	265 277	1 887 770	2 397 849	26 535 467
746 Ball Or Roller Bearings	818 694	6 730 176	9 398 780	85 985 077
747 Taps, Cocks, And Valves For Pipes	324 849	2 088 426	5 927 084	47 911 681
748 Transmission Shafts And Cranks	943 697	11 120 047	10 541 302	116 950 475
749 Non-Electric Parts And Accessories Of Machineries	295 138	4 529 700	7 057 562	90 412 168
751 Office Machines	63 733	250 614	1 262 228	6 794 789
752 Automatic Data Processing Machines And Their Units	126 048	1 254 785	5 174 753	56 089 819
759 Parts And Accessories For Machine Of Heading 751 Or 752	68 526	734 604	3 179 857	53 306 872
761 Television Receivers	803 344	10 820 393	23 341 966	334 902 158
762 Radio Broadcast Receivers	28 916	373 176	173 253	2 223 724
763 Sound Recorders Or Reproducers	5 469	130 937	233 870	5 563 055
764 Telecommunication Equipments And Parts	4 385 821	42 394 611	133 166 716	1 471 712 323
771 Electric Power Machinery And Parts	470 422	6 871 526	14 185 658	156 835 675
772 Electrical Apparatus For Making And Breaking Electrical Circuits	2 937 450	28 053 894	67 307 810	712 612 052
773 Equipment For Distributing Electricity	1 577 983	18 716 528	29 398 496	248 299 097
774 Electrical Apparatus For Medical Purposes And Radiological Apparatu	2 998	19 678	267 156	1 513 577
775 Household Type, Electrical/Non-Electrical Equipments	394 709	3 724 631	1 651 660	17 134 439
776 Thermionic, Cold Cathode, And Photo Cathode Valves/Tubes	2 213 186	21 621 461	107 797 538	1 139 931 793
778 Electrical Machinery And Apparatus	2 438 192	22 245 343	46 879 746	543 000 586
781 Passenger Motor Cars	668 802	10 032 110	8 317 342	119 913 764
782 Motor Vehicle For The Transportation Of Goods	833 073	4 178 356	777 688	21 977 986
783 Road Motor Vehicles	40 667	2 574 633	25 920	21 466 717
784 Parts And Accessories Of The Motor Vehicles	1 509 395	39 913 102	19 252 977	413 771 449
785 Motorcycles, Scooters, And Other Cycles Motorized/Non Motorized	3 286 344	30 766 550	2 532 911	27 835 221
786 Trailers And Other Vehicles, Not Motorized	15 694	1 695 902	35 417	2 750 667
791 Railway Vehicles And Associated Equipments	290	28 508	7 874	243 413
792 Aircraft And Associated Equipments And Parts	16 606	1 045 944	11 994 174	217 880 819
793 Ships, Boats, And Floating Structures	3 450	30 041 141	26 459	45 005 657
811 Prefabricated Buildings	2 091	437 123	52 601	1 112 673
812 Sanitary, Plumbing, Heating, And Lighting Fixtures/Fittings	63 314	1 961 138	250 422	10 227 529
813 Lighting Fixtures And Fittings	104 421	958 435	371 582	2 769 886
821 Furnitures And Parts	52 751	544 590	448 190	6 598 857
831 Travel Goods	14 585	154 485	168 533	2 055 947
841 Men'S Coats/Jackets, Not Knitted	6 393	193 736	44 267	2 028 472
842 Women'S Coats/Jacket, Not Knitted	211 559	493 747	1 315 107	3 845 296
843 Men'S Coats/Jackets, Knitted	29 850	352 201	409 720	4 334 768
844 Women'S Coats/Jackets, Knitted	57 143	428 821	735 692	5 533 948
845 Articles Of Apparel	106 283	1 026 424	2 132 234	20 657 490
846 Clothing Accessories Of Textiles Fabrics	272 602	2 158 457	4 878 759	38 712 974
848 Articles Of Apparel And Clothing Accessories Of Other Than Textile Fa	290 417	2 745 623	4 158 271	36 835 628
851 Footwears	1 005 281	7 819 044	15 846 466	115 443 314
871 Optical Instrument And Apparatus	26 517	162 945	1 772 883	14 112 997
872 Medical Instruments And Appliances	39 549	334 673	710 303	8 411 957

K2. IMPOR KAWASAN BERIKAT / BOUND ZONE IMPORT
MENURUT GOLONGAN BARANG SITC / BY SITC COMMODITY GROUP
**** NOVEMBER / NOVEMBER 2011 ****

SITC Uraian Golongan Barang Group Description	Berat Bersih / Net Weight (Kg)		Nilai CIF / CIF Value (US\$)	
	Bulan ini Current month	Kumulatif Cum. Jan to date	Bulan ini Current month	Kumulatif Cum. Jan to date
873 Meters And Counters	101 193	1 255 770	1 540 803	18 465 154
874 Measuring, Checking, Analysing, And Controlling Instrument And Appr	142 693	2 409 434	10 491 124	78 286 504
881 Photographic Apparatus And Equipments	8 698	71 916	715 830	8 232 505
882 Photographic And Chinematographic Supplies	133 346	1 180 088	571 968	2 386 399
883 Cinematograph Film, Exposed And Developed	3	216	84	4 518
884 Optical Goods	78 184	6 746 568	4 322 907	46 282 074
885 Watches And Clocks	28 063	87 667	292 560	1 630 934
891 Arms And Ammunitions	0	356	0	4 968
892 Printed Matter	614 938	6 025 067	10 667 277	99 403 605
893 Article Of Plastics	3 346 655	30 585 596	16 569 624	176 194 027
894 Baby Carriages, Toys, Games, And Sporting Goods	891 509	4 066 424	1 489 859	11 072 171
895 Office And Stationery Supplies	214 456	1 831 571	2 024 432	16 008 699
896 Works Of Art, Collectors Pieces And Antiques	5 774	8 725	88 815	150 720
897 Jewellery, Goldsmith, Silversmith Wares, And Other Articles	5 147	101 272	314 108	10 558 943
898 Musical Instrument And Parts/Accessories	1 024 109	10 394 318	22 896 342	177 396 714
899 Other Miscellaneous Manufactured Articles	742 992	8 502 442	13 912 577	143 266 551
961 Coin Not Being Legal Tender	0	99	0	5 381
971 Gold, Non-Monetary	71	1 673	1 483 453	26 655 701
TOTAL IMPORT	637 772 271	6 442 247 579	1 971 161 356	20 794 898 737

K3. IMPOR KAWASAN BERIKAT / BOUND ZONE IMPORT
MENURUT NEGARA ASAL / BY COUNTRY OF ORIGIN
**** NOVEMBER / NOVEMBER 2011 ****

Kode Code	Negara Asal Country of Origin	Berat Bersih / Net Weight (Kg)		Nilai CIF / CIF Value (US\$)	
		Bulan ini Current month	Kumulatif Cum. Jan to date	Bulan ini Current month	Kumulatif Cum. Jan to date
111	JP JAPAN	37 315 470	448 131 110	326 195 765	3 361 076 790
112	HK HONG KONG	12 569 378	125 362 761	152 309 661	1 711 188 691
113	KP KOREA, DEM. PEOPLE'S REP.	16 167	393 062	47 500	740 222
114	KR KOREA, REPUBLIC OF	40 306 283	509 489 097	271 323 927	2 929 689 490
115	TW TAIWAN	16 278 461	346 096 497	106 516 581	1 288 217 102
116	CN CHINA	62 489 555	683 768 181	371 934 363	3 748 154 574
117	MN MONGOLIA	0	4 582	0	39 743
118	MO MACAU	24 447	240 286	278 216	2 158 184
120	PG PAPUA NEW GUINEA	659 197	10 080 385	410 826	4 639 383
121	TH THAILAND	55 853 757	1 190 289 042	74 089 653	1 378 890 760
122	SG SINGAPORE	34 313 089	370 983 992	134 640 396	1 315 562 928
123	PH PHILIPPINES	3 265 313	56 452 581	16 767 628	160 580 206
124	MY MALAYSIA	35 399 731	337 346 681	71 047 256	674 805 122
125	MM MYANMAR	461	83 535	57 475	829 656
126	KH CAMBODIA	38 464	126 848	470 295	981 017
127	BN BRUNEI DARUSSALAM	0	15 905	0	3 965
128	LA LAO PEOPLE'S DEM. REP.	0	12 786	0	165 944
129	NP NEPAL	0	2	0	15
130	BT BHUTAN	8 780	8 780	35 127	35 127
131	VN VIET NAM	5 198 935	48 258 201	20 184 722	259 698 353
132	MV MALDIVES	0	10	0	450
133	IN INDIA	4 309 733	117 862 533	12 172 746	203 060 465
134	PK PAKISTAN	680 009	11 573 130	1 482 028	34 840 549
135	BD BANGLADESH	55 271	637 454	72 804	1 496 441
136	LK SRI LANKA	86 540	392 444	196 678	1 814 834
137	AF AFGHANISTAN	0	3	0	2
138	ID INDONESIA	189 294	3 754 164	2 392 452	36 715 025
142	IR IRAN (ISLAMIC REPUBLIC OF)	46 720	18 268 949	43 693	6 339 649
143	SA SAUDI ARABIA	9 273 828	123 500 966	12 695 273	155 202 413
144	IL ISRAEL	8	84 516	202	901 572
145	KW KUWAIT	1 524 216	21 912 451	1 973 953	27 677 181
146	JO JORDAN	59 214	558 966	64 500	595 474
148	LB LEBANON	0	21 737	0	270 504
149	PN PALESTINA	0	1	0	56
151	YE YEMEN	0	64 654	0	201 093
152	OM OMAN	0	6 470 542	0	5 216 854
153	SY SYRIA ARAB REPUBLIC	0	2 104	0	12 405
154	TR TURKEY	583 086	5 082 300	4 723 084	22 265 918
155	AE UNITED ARAB EMIRATES	13 592 247	39 008 560	6 600 669	32 737 661
156	QA QATAR	1 023 315	13 693 913	2 323 123	31 075 634
157	BH BAHRAIN	5	1 308 153	62	651 709
158	CY CYPRUS	0	504 865	0	408 042
211	EG EGYPT	443 737	18 748 904	357 434	5 433 378
213	MA MOROCCO	3	5 642	24	107 312
214	TN TUNISIA	2	30	16	938
215	DZ ALGERIA	0	2	0	2
216	SD SUDAN	0	1 312 720	0	610 020
219	NA NAMIBIA	0	806 573	0	394 941
221	ET ETHIOPIA	864	30 291	83 954	1 379 181
222	TZ TANZANIA, UNITED REP. OF	1 023 890	3 249 463	3 204 179	11 905 489
223	MG MADAGASCAR	11 002	25 302	143 002	506 002
225	KE KENYA	894	452 125	5 349	1 848 547
227	MZ MOZAMBIQUE	499 934	1 219 236	1 295 031	3 342 333
228	BW BOTSWANA	0	1	0	2

K3. IMPOR KAWASAN BERIKAT / BOUND ZONE IMPORT
MENURUT NEGARA ASAL / BY COUNTRY OF ORIGIN
**** NOVEMBER / NOVEMBER 2011 ****

Kode Code	Negara Asal Country of Origin	Berat Bersih / Net Weight (Kg)		Nilai CIF / CIF Value (US\$)	
		Bulan ini Current month	Kumulatif Cum. Jan to date	Bulan ini Current month	Kumulatif Cum. Jan to date
230	TG TOGO	0	798 395	0	2 349 994
231	GH GHANA	0	1 747 798	0	814 024
232	LR LIBERIA	0	1 926 678	0	964 971
233	GN GUINEA	0	615 713	0	293 026
235	CG CONGO	0	472 613	0	233 377
236	CM CAMEROON	0	71 699	0	94 817
237	NG NIGERIA	145 675	420 043	330 790	2 691 784
238	SL SIERRA LEONE	0	1 358	0	18 750
239	GA GABON	0	655 924	0	427 755
240	CI COTE D'IVOIRE	0	945	0	16 472
241	SN SENEGAL	106 660	315 153	50 130	156 607
242	MR MAURITANIA	0	1 253	0	14 344
243	ML MALI	154 460	1 455 004	388 738	5 563 209
244	BJ BENIN	0	1 262 413	0	2 297 714
245	BF BURKINA FASO	152 799	3 220 225	384 021	8 884 539
247	GM GAMBIA	0	41	0	671
248	VI U.S. VIRGIN ISLANDS	0	4 770	0	126 907
249	SC SEYCHELLES	48	45 991	509	199 645
251	UG UGANDA	0	554 182	0	2 592 303
252	CF CENTRAL AFRICAN REPUBLIC	403 414	901 966	1 000 538	2 084 935
253	NE NIGER	0	1 678	0	3 920
256	SH SAINT HELENA	0	333	0	4 408
257	ST SAO TOME AND PRINCIPE	0	4	0	63
260	SZ SWAZILAND	27 627	231 621	290 585	1 427 824
261	ZA SOUTH AFRICA	9 551 855	189 116 623	11 659 848	238 595 909
262	ZW ZIMBABWE	417 277	1 229 077	727 042	6 967 606
263	ZM ZAMBIA	438 858	438 858	1 102 957	1 102 957
265	KM COMOROS	0	2	0	83
267	MU MAURITIUS	0	63 116	0	32 522
268	RW RWANDA	0	697	0	8 484
298	VG VIRGIN ISLANDS (BRITISH)	27 157	709 423	191 392	5 237 950
311	AU AUSTRALIA	138 196 512	551 548 483	89 468 083	557 132 229
312	NZ NEW ZEALAND	3 295 996	51 328 826	1 977 709	53 016 667
319	GU GUAM	2	303	28	1 154
321	NR NAURU	0	52	0	356
322	NC NEW CALEDONIA	0	514	0	2 692
324	MP NORTHERN MARIANA ISLANDS	0	84	0	62 778
328	IO BRITISH INDIAN OCEAN TERRITORY	0	3 289	0	68 539
331	AS AMERICAN SAMOA	632 435	5 739 812	544 205	5 688 802
332	CK COOK ISLANDS	0	5	0	228
333	FJ FIJI	0	47 830	0	127 430
334	KI KIRIBATI	0	4	0	41
335	MH MARSHALL ISLANDS	0	5	0	253
336	WS SAMOA	40	236	967	5 037
340	CX CHRISTMAS ISLANDS	0	1 548	0	55 327
342	CC COCOS (KEELING) ISLANDS	0	987	0	9 125
343	TK TOKELAU	0	120	0	1 787
411	US UNITED STATES	9 684 330	219 919 672	52 928 553	693 547 792
412	CA CANADA	1 328 990	9 551 864	2 738 828	37 030 046
421	MX MEXICO	6 616 367	32 170 094	6 766 162	41 453 944
422	GT GUATEMALA	2	51 072 771	58	41 006 841
423	HN HONDURAS	0	15 113	0	144 386
424	NI NICARAGUA	0	3 604	0	43 540
425	PA PANAMA	162	230 770	7 182	145 976

K3. IMPOR KAWASAN BERIKAT / BOUND ZONE IMPORT
MENURUT NEGARA ASAL / BY COUNTRY OF ORIGIN
**** NOVEMBER / NOVEMBER 2011 ****

Kode Code	Negara Asal Country of Origin	Berat Bersih / Net Weight (Kg)		Nilai CIF / CIF Value (US\$)	
		Bulan ini Current month	Kumulatif Cum. Jan to date	Bulan ini Current month	Kumulatif Cum. Jan to date
426	CU CUBA	32 773	33 141	137 007	138 563
427	CB CURACAO	0	4	0	25
428	SR SURINAME	0	62 050	0	154 311
431	CL CHILE	2 192 165	35 803 230	11 125 544	89 370 330
432	VE VENEZUELA	0	75	0	550
433	AR ARGENTINA	5 936 756	40 675 796	9 353 445	54 591 647
434	BR BRAZIL	101 732 469	490 266 895	80 272 323	444 884 438
435	CO COLOMBIA	1 011	16 668	33 609	353 597
436	BO BOLIVIA	5	14 629	10	124 935
437	UY URUGUAY	19	417 602	745	340 793
438	PY PARAGUAY	0	36 593	0	91 304
441	EC ECUADOR	4 057	100 576	44 315	1 781 686
442	PE PERU	25 466	105 365	78 945	370 689
443	GY GUYANA	0	24 933	0	136 746
445	BS BAHAMAS	335	4 345	1 770	77 759
446	JM JAMAICA	0	55 714	0	28 903
447	PR PUERTO RICO	19	5 298	6 417	87 164
448	BZ BELIZE	43 880	103 559	244 370	412 984
449	DO DOMINICAN REPUBLIC	0	598 043	0	581 484
450	SV EL SALVADOR	0	16	0	254
451	CR COSTA RICA	252 000	296 390	265 569	1 036 855
452	HT HAITI	0	5	0	2 107
453	BB BARBADOS	0	59	0	271
454	AG ANTIGUA AND BARBUDA	0	24	0	425
455	AI ANGUILLA	0	3 486	0	48 804
458	CV CAPE VERDE	0	129	0	2 221
459	KY CAYMAN ISLANDS	0	4 945	0	14 674
460	DM DOMINICA	0	37	0	1 339
463	PF FRENCH POLYNESIA	0	120	0	900
464	GL GREENLAND	39 600	252 287	129 202	1 211 018
467	AN NETHERLANDS ANTILLES	0	471	0	27 687
472	GP GUADELOUPE	0	2	0	592
473	KN SAINT KITTS AND NEVIS	0	1	0	1
511	GB UNITED KINGDOM	1 061 943	15 632 604	12 429 146	131 460 048
512	NL NETHERLANDS	542 137	9 373 111	3 166 908	60 821 773
513	FR FRANCE	1 479 104	14 009 234	10 561 990	72 190 381
514	DE GERMANY, FED. REP. OF	4 055 784	46 458 529	23 517 677	321 373 610
515	AT AUSTRIA	1 297 916	6 858 933	17 051 200	44 639 567
516	BE BELGIUM	213 129	8 429 629	1 784 088	32 203 196
517	CH SWITZERLAND	295 050	2 658 200	1 749 004	23 299 459
518	LU LUXEMBOURG	26 427	43 571	66 885	408 664
520	MC MONACO	0	33	0	181
521	DK DENMARK	31 474	713 281	803 970	11 200 936
522	NO NORWAY	318 071	1 816 580	1 197 184	7 624 784
523	SE SWEDEN	92 246	6 823 787	1 363 812	20 821 821
524	FI FINLAND	628 266	9 349 543	2 193 481	24 308 620
525	IE IRELAND	65 250	304 643	377 523	1 096 042
526	IT ITALY	4 462 016	31 150 300	17 699 193	122 279 378
527	ES SPAIN	219 388	3 711 360	2 223 924	23 986 925
528	PT PORTUGAL	11 767	12 938 208	413 775	28 934 131
529	IS ICELAND	114	114	725	725
531	GR GREECE	532 619	3 491 176	1 845 018	11 633 172
533	AD ANDORRA	0	85 960	0	512 798
534	LI LIECHTENSTEIN	0	216	0	18 210

K3. IMPOR KAWASAN BERIKAT / BOUND ZONE IMPORT
MENURUT NEGARA ASAL / BY COUNTRY OF ORIGIN
**** NOVEMBER / NOVEMBER 2011 ****

Kode Code	Negara Asal Country of Origin	Berat Bersih / Net Weight (Kg)		Nilai CIF / CIF Value (US\$)	
		Bulan ini Current month	Kumulatif Cum. Jan to date	Bulan ini Current month	Kumulatif Cum. Jan to date
540	CD DEMOCRATIC REP. OF THE CONGO	157 420	1 315 122	373 084	3 076 939
542	HU HUNGARY	15 555	527 503	389 764	45 145 514
543	PL POLAND	59 212	774 588	572 375	9 632 677
544	RO ROMANIA	14 725	3 579 294	183 884	7 177 747
545	BG BULGARIA	2 062	721 035	53 647	1 248 624
547	YU SERBIA	2	2	158	158
548	AL ALBANIA	0	2	0	1 676
549	AM ARMENIA	2 411	2 412	25 373	25 376
551	BY BELARUS	48 000	48 002	115 584	115 600
552	KZ KAZAKHSTAN	21	33	4 976	10 676
553	KG KYRGYZSTAN	69	106 983	2 626	503 662
555	TJ TAJIKISTAN	0	35 910	0	33 576
556	TM TURKMENISTAN	0	2 619	0	29 341
557	UA UKRAINE	537	6 087 308	3 122	5 718 600
558	UZ UZBEKISTAN	78	60 270	561	242 234
559	LT LITHUANIA	0	123 643	0	51 936
560	LV LATVIA	241	335 595	9 150	1 837 584
561	EE ESTONIA	1 823	8 961	37 982	200 237
562	GE GEORGIA	0	27 319	0	73 010
563	HR CROATIA	404	920	18 247	37 836
565	MT MALTA	0	769	0	11 345
566	SK SLOVAKIA	7 038	406 103	28 134	1 631 424
567	SI SLOVENIA	3 267	296 449	40 589	315 263
568	CZ CZECH REPUBLIC	590 854	12 758 865	1 214 694	20 807 955
569	GS SOUTH GEORGIA AND THE SOUTH SA	0	499	0	54 924
570	MK REP. OF MACEDONIA	0	6	0	58
571	FO FAEROE ISLANDS	0	5	0	5
572	RU RUSSIA FEDERATION	2 953 330	26 699 028	1 250 660	25 002 133
573	RS SERBIA	0	234	0	1 262
TOTAL IMPORT		637 772 271	6 442 247 579	1 971 161 356	20 794 898 737

K4. IMPOR KAWASAN BERIKAT / BOUND ZONE IMPORT
MENURUT PROPINSI DAN PELABUHAN IMPOR / BY PROVINCE AND PORT OF IMPORTATION
**** NOVEMBER / NOVEMBER 2011 ****

Kode Code	Propinsi / Pelabuhan Impor Province / Port of Importation	Berat Bersih / Net Weight (Kg)		Nilai CIF / CIF Value (US\$)	
		Bulan ini Current month	Kumulatif Cum. Jan to date	Bulan ini Current month	Kumulatif Cum. Jan to date
SUMATERA UTARA		10 681 548	114 176 367	41 201 343	297 022 786
144	IDBLW BELAWAN	10 679 164	114 140 036	40 877 371	294 911 786
166	IDMES MEDAN / POLONIA (U)	2 384	36 331	323 972	2 111 000
RIAU		45 241 776	488 464 557	16 302 140	284 846 307
225	IDDUM DUMAI	88 114	80 962 219	1 458 090	52 526 905
273	IDPAK PEKAN BARU	15 856 019	42 056 739	1 060 788	2 815 956
277	IDBUN BUATAN	29 297 643	365 445 599	13 783 262	229 503 446
KEPULAUAN RIAU		8 057 230	87 228 960	43 389 827	538 300 270
248	IDTBK TANJUNG BALAI KARIMUN	5 527 146	45 627 379	16 565 228	124 435 994
250	IDTAN TANJUNG UBAN	2 528 616	39 634 327	26 822 087	407 249 200
251	IDTPN TANJUNG PINANG	0	1 948 594	0	6 436 091
262	IDTNJ KIJANG (U)	1 468	18 660	2 512	178 985
LAMPUNG		27 154 666	213 505 886	16 745 811	157 953 401
395	IDPJG PANJANG	27 154 647	213 505 867	16 743 961	157 951 551
397	IDTKG BRANTI (U)	19	19	1 850	1 850
DKI JAKARTA		268 909 983	2 953 325 911	1 494 464 145	16 107 976 276
431	IDTPP TANJUNG PRIOK	241 798 088	2 750 792 803	1 153 366 153	12 814 228 251
432	IDKLB KALIBARU	23 155 193	162 702 169	7 110 028	53 203 655
433	IDJKT JAKARTA / PASAR IKAN	22 485	789 179	103 520	2 810 749
434	IDCGK SOEKARNO-HATTA (U)	3 924 950	38 927 385	332 879 943	3 228 642 251
436	IDHLP HALIM PERDANA KUSUMA (U)	9 267	114 375	1 004 501	9 091 370
BANTEN		197 790 271	1 762 704 880	139 338 381	1 297 167 979
461	IDMRK MERAK	49 213 894	507 792 611	28 897 610	412 156 350
473	IDCGD CIGADING	148 576 377	1 254 912 269	110 440 771	885 011 629
JAWA BARAT		0	392 510	0	1 442 146
463	IDCBN CIREBON/PENGGUNG (U)	0	377 056	0	1 190 825
466	IDBDO HUSEIN SASTRANEGARA	0	47	0	220 396
468	IDBND GEDE BAGE-BANDUNG (PTT)	0	15 407	0	30 925
JAWA TENGAH		22 336 557	209 434 741	104 271 906	916 515 810
494	IDTES TANJUNG EMAS	22 325 407	209 304 247	103 991 788	914 494 946
496	IDSRG ACHMAD YANI (U)	7 420	87 789	134 887	1 277 438
497	IDSMR SEMARANG (PTT)	0	26 500	0	46 720
498	IDSOC JEBRES/ADI SUMARMO	3 730	16 205	145 231	696 706
DI YOGYAKARTA		9	1 071	2 149	56 787
531	IDJOG ADI SUCIPTO (U)	9	1 071	2 149	56 787
JAWA TIMUR		57 586 563	612 440 992	115 063 600	1 169 232 806
562	IDGRE GRESIK	0	6 985 896	0	2 519 074
563	IDTPE TANJUNG PERAK	56 929 996	593 399 519	102 317 218	1 033 132 913
567	IDBJU BANYUWANGI	0	7 405 001	0	11 614 720
587	IDSUB JUANDA (U)-SURABAYA	201 202	1 320 296	11 140 571	111 906 013
588	IDSUR SURABAYA (PTT)	455 365	3 330 280	1 605 811	10 060 086
BALI		0	174 490	0	21 382 626
613	IDBOA BENOA/LOLOAN	0	31 902	0	9 580
620	IDDPS NGURAH RAI (U)	0	142 588	0	21 373 046
KALIMANTAN TIMUR		13 668	344 490	382 054	2 590 651
803	IDBPP BALIKPAPAN	13 665	341 856	376 981	2 387 619
814	IDBPN SEPINGGAN (U)	3	2 634	5 073	203 032
KALIMANTAN SELATAN		0	22 439	0	87 617
775	IDBLC BATU LICIN	0	22 439	0	87 617
SULAWESI SELATAN		0	30 285	0	323 275
893	IDUJU UJUNG Pandang	0	30 285	0	323 275
TOTAL IMPORT		637 772 271	6 442 247 579	1 971 161 356	20 794 898 737

DATA

MENCERDASKAN BANGSA



BADAN PUSAT STATISTIK

Jl. dr. Sutomo No. 6-8 Jakarta 10710

Telp. : (021) 3841195, 3842508, 3810291-4, Fax. : (021) 3857046

Homepage : <http://www.bps.go.id> E-mail : bpsdq@bps.go.id

ISSN 0126-3668



9 770126 366007 >