

Buletin Statistik Perdagangan Luar Negeri
Foreign Trade Statistical Bulletin

EKSPOR /EXPORTS

ISSN : 0126 - 5775

No. Publikasi / *Publication Number* : 05410.0711

Katalog BPS / *BPS Catalogue*: 8101.

Ukuran Buku / *Book Size* : 21 Cm X 29 Cm

Jumlah Halaman / *Total Pages* : 144 Halaman / *Pages*

Naskah / *Manuscript* :

Bagian Statistik Ekspor

Export Statistics Division

Gambar Kulit / *Cover Design* :

Bagian Statistik Ekspor

Export Statistics Division

Diterbitkan oleh / *Published by* :

Badan Pusat Statistik, Jakarta - Indonesia

CBS, Indonesia

Dicetak oleh / *Printed by* :

CV Rioma

Boleh dikutip dengan menyebut sumbernya

May be cited with reference to the source

<https://www.bps.go.id>

KATA PENGANTAR

Buletin Statistik Perdagangan Luar Negeri Ekspor yang diterbitkan secara bulanan memuat data ekspor menurut sektor, Perkembangan ekspor komoditi pertanian, Perkembangan ekspor komoditi industri, Perkembangan ekspor komoditi pertambangan dan Perkembangan ekspor Indonesia menurut komoditi dan negara tujuan secara kumulatif dari Januari sampai bulan berjalan.

Buletin ini juga menyajikan ulasan singkat tentang perbandingan, pertumbuhan dan peranan serta data pokok yang cukup menonjol atau yang mengalami perubahan yang signifikan. Diharapkan dengan adanya informasi semacam ini, para pengguna data ekspor dapat melihat dan mengikuti perkembangan ekspor secara garis besar.

Kepada para pengguna data, saran dan kritik yang bersifat konstruktif demi penyempurnaan publikasi ini, sangat diharapkan. Dengan demikian usaha BPS untuk meningkatkan pelayanan dan pemasyarakatan statistik (khususnya data Statistik Ekspor) dapat dilaksanakan secara baik dan berkesinambungan.

Jakarta, November 2007

BADAN PUSAT STATISTIK

KEPALA,

DR. Rusman Heriawan

NIP. 340003999

ISI / CONTENT

Halaman / Page

Kata Pengantar / <i>Preface</i>	iii
Isi / <i>Content</i>	iv
Ringkasan / <i>Highlight</i>	v - xiv

Jilid / Volume

Tabel 1. Ringkasan Perkembangan Ekspor Indonesia	1
Tabel 2. Perkembangan Ekspor Komoditi Pertanian	1
Tabel 3. Perkembangan Ekspor Komoditi Industri	2
Tabel 4. Perkembangan Ekspor Komoditi Pertambangan	4
Tabel 5. Perkembangan Ekspor Indonesia Menurut Komoditi dan Negara Tujuan	5

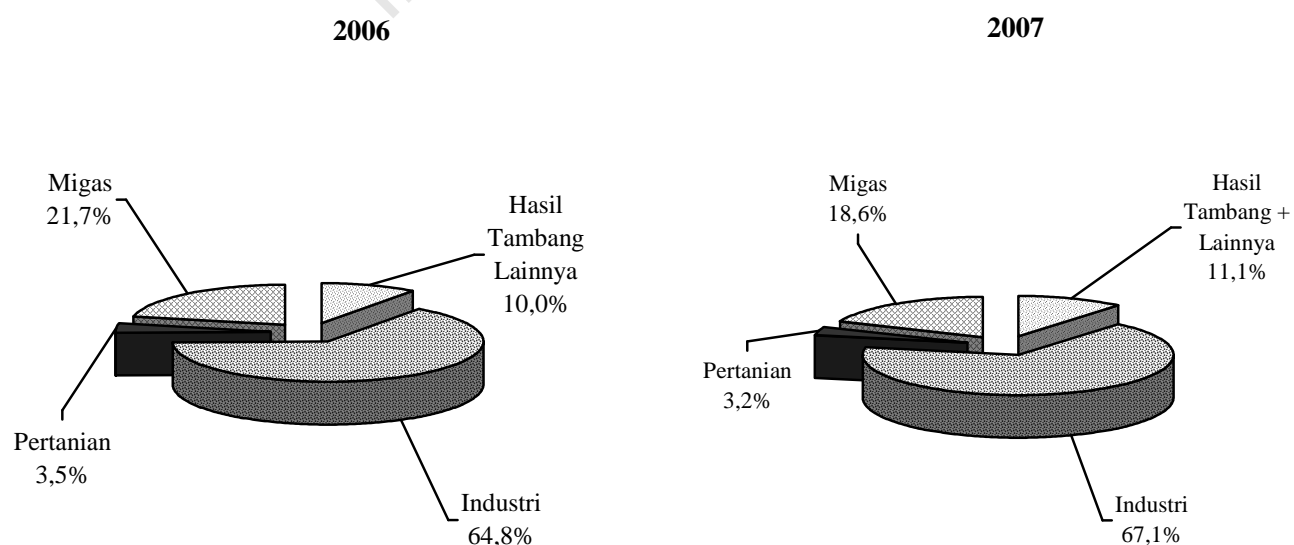
RINGKASAN

Ekspor Indonesia pada periode Januari - September 2007 mencapai nilai US\$ 83 010,9 juta dengan volume 253 217,5 ribu ton, yang terdiri dari US\$ 15 479,5 juta hasil ekspor minyak dan gas bumi dan US\$ 67 531,4 juta hasil ekspor komoditi non migas.

Dibandingkan periode yang sama tahun 2006, nilai ekspor naik US\$ 9 457,8 juta, karena adanya kenaikan ekspor non migas senilai US\$ 9 955,1 juta, namun demikian, dari kelompok migas mengalami penurunan sebesar US\$ 497,3 juta atau

turun 3,11 persen dibanding periode yang sama tahun sebelumnya. Walaupun demikian, diperlihatkan bahwa penerimaan dari sektor migas masih bisa diharapkan, karena perkembangan harga di pasaran internasional menunjukkan perkembangan yang fluktuatif. Bulan September 2007 harga minyak mentah Indonesia US\$ 76,10 per barelnya, naik sebesar US\$ 13,61 per barel dibandingkan bulan September 2006.

Grafik 1 : PERBANDINGAN NILAI EKSPOR INDONESIA PADA JANUARI-SEPTEMBER 2006 & 2007

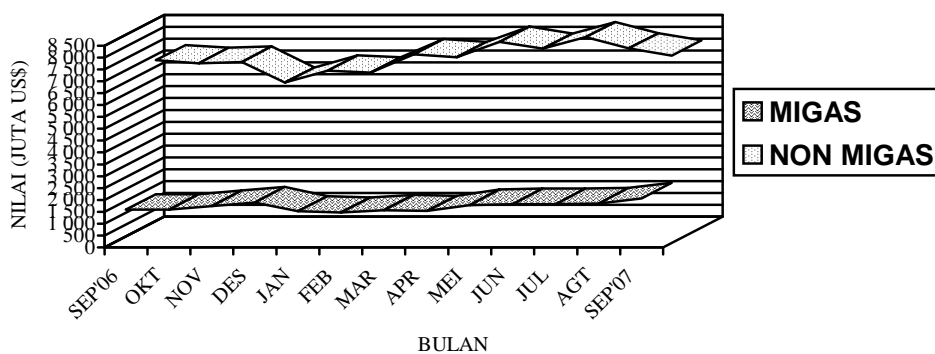


Pada Grafik 1 ditampilkan perbandingan nilai ekspor selama Periode Januari - September 2006 dan 2007. Sedangkan trend perkembangannya dari bulan September 2006 sampai dengan September 2007 disajikan pada Grafik 2, 3, dan 4. Nilai ekspor kelompok migas pada Januari - September 2006 senilai US\$ 15 976,8 juta yang terdiri dari minyak mentah, hasil minyak dan gas masing-masing senilai US\$ 6 215,7 juta, US\$ 2 033,2 juta, dan US\$ 7 727,8 juta. Sedangkan pada Januari - September 2007 nilai untuk kelompok migas

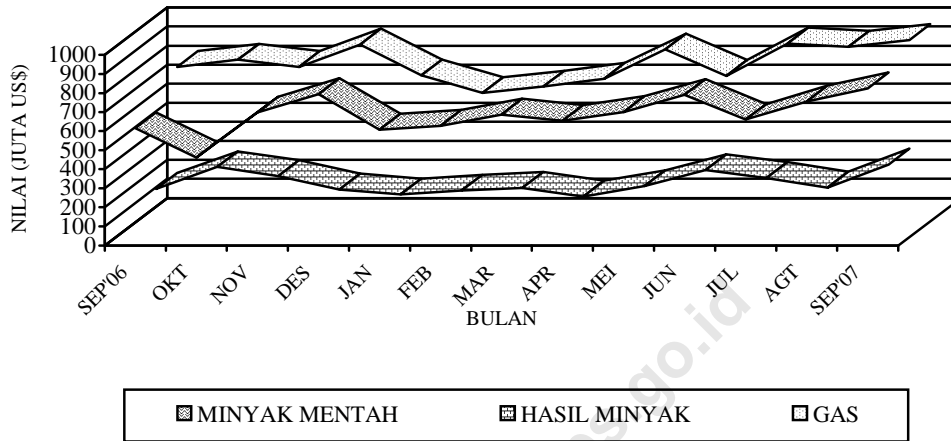
masing-masing sebesar US\$ 6 309,1 juta, US\$ 2 160,8 juta dan US\$ 7 009,7 juta.

Nilai ekspor untuk kelompok non migas yang terdiri dari hasil pertanian, industri serta hasil tambang dan lainnya pada bulan Januari - September 2006 masing-masing US\$ 2 540,3 juta, US\$ 47 672,6 juta, dan US\$ 7 363,5 juta. Sementara itu pada periode Januari - September 2007 masing-masing mencapai US\$ 2 628,5 juta, US\$ 55 719,6 juta, dan US\$ 9 183,3 juta.

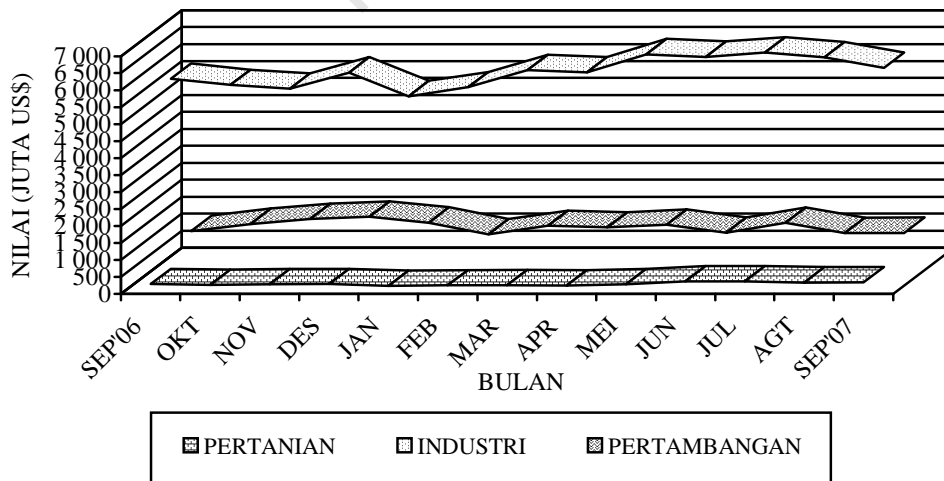
Grafik 2 : PERKEMBANGAN NILAI EKSPOR MIGAS DAN NON MIGAS SELAMA SEPTEMBER 2006 SAMPAI DENGAN SEPTEMBER 2007



**Grafik 3 : PERKEMBANGAN NILAI EKSPOR KOMODITI MIGAS
SELAMA SEPTEMBER 2006 SAMPAI DENGAN SEPTEMBER 2007**



**Grafik 4 : PERKEMBANGAN NILAI EKSPOR KOMODITI NON MIGAS
SELAMA SEPTEMBER 2006 SAMPAI DENGAN SEPTEMBER 2007**



**Tabel A. RINGKASAN EKSPOR NON MIGAS INDONESIA
(JUTA US\$)**

Tahun dan Bulan	Hasil sektor pertanian	Hasil sektor industri	Hasil sektor tambang	Total
[1]	[2]	[3]	[4]	[6]
2005				
Agustus	214,3	4 563,4	699,3	5 477,0
September	273,7	4 852,8	675,6	5 802,1
Oktober	267,3	5 273,5	590,9	6 131,7
November	221,4	4 034,4	1 016,0	5 271,8
Desember	262,7	5 187,5	848,4	6 298,6
2006				
Januari	237,4	4 527,8	968,6	5 733,8
Pebruari	279,1	4 920,0	561,2	5 760,3
Maret	240,9	4 922,2	645,3	5 808,4
April	212,5	5 085,0	651,8	5 949,3
Mei	274,9	5 363,9	941,6	6 580,4
Juni	316,1	5 512,1	843,0	6 671,2
Juli	344,1	5 679,8	757,9	6 781,8
Agustus	338,3	5 773,3	947,2	7 058,8
September	290,6	5 881,5	1 070,8	7 242,8
Oktober	263,0	5 699,5	1 157,1	7 119,6
November	280,9	5 589,6	1 297,2	7 167,7
Desember	288,4	6 069,5	1 366,1	7 715,0
2007				
Januari	235,8	5 370,6	1 194,9	6 801,3
Pebruari	247,7	5 631,7	846,7	6 726,1
Maret	256,7	6 138,0	1 095,5	7 490,2
April	246,9	6 075,8	1 053,8	7 376,5
Mei	282,9	6 602,4	1 130,5	8 015,8
Juni	309,1	6 526,6	894,6	7 730,4
Juli	368,1	6 655,7	1 189,6	8 213,3
Agustus	336,4	6 516,0	887,9	7 740,3
September	344,9	6 202,8	889,8	7 437,5

Dipandang dari negara tujuan ekspor (Tabel B), pada bulan September 2007 kelompok migas yang ditujukan ke kawasan Asia Timur, sebesar US\$ 1 591,4 juta memperlihatkan peningkatan dibanding tahun 2006. Negara yang memperlihatkan peningkatan ekspor kelompok migas lainnya, adalah China dengan persentase peningkatan sebesar 42,62 persen, Jepang dengan persentase peningkatan sebesar 13,23 persen, Muangthai dengan persentase

peningkatan sebesar 130,04 persen, Malaysia dengan persentase peningkatan sebesar 2188,61 persen, dan Singapura dengan persentase peningkatan sebesar 41,56 persen, sedangkan Philipina memperlihatkan penurunan dibanding tahun 2006, dengan persentase penurunan sebesar 100,00 persen. Dari Tabel B juga terlihat bahwa ekspor komoditi migas pada bulan September 2007 menunjukkan peningkatan menjadi US\$ 2 078,2 juta.

Tabel B : Perkembangan Ekspor Migas & Non Migas Indonesia Menurut Negara Tujuan, September 2006 & September 2007 (Juta US\$)

Kawasan Negara Ekspor	Migas			Non Migas		
	September 2006	September 2007	Perubahan (%)	September 2006	September 2007	Perubahan (%)
• Asia Timur	1 338,2	1 591,4	18,92	2 301,8	2 195,7	-4,61
- Jepang	801,7	907,8	13,23	1 234,4	1 030,6	-16,51
- China	203,1	289,7	42,62	462,8	478,6	3,42
• Asia Selatan & Tenggara	143,7	314,8	119,08	1 971,4	2 320,2	17,69
- Muangthai	25,2	58,0	130,04	182,3	233,2	27,93
- Singapura	114,9	162,6	41,56	692,8	933,3	34,72
- Philipina	0,1	0,0	-100,00	117,2	221,2	88,82
- Malaysia	2,8	64,4	2188,61	326,2	437,0	33,97
• Asia Barat	0,0	0,0	-	318,0	384,3	20,84
• Afrika	0,0	0,0	-	166,6	219,3	31,63
• Australia & Oseania	96,8	134,5	38,92	167,5	181,1	8,08
• Amerika Utara	22,3	37,4	67,78	998,7	947,8	-5,10
- Amerika Serikat	22,3	37,4	67,78	943,4	900,9	-4,50
• Amerika Tengah & Selatan	0,0	0,0	-	156,7	196,5	25,45
• Eropa Barat	0,0	0,0	-	1066,8	885,2	-17,02
• Eropa Timur	0,1	0,0	-100,00	95,2	107,4	12,83
Total Ekspor	1 601,1	2 078,2	29,80	7 242,8	7 437,5	2,69

Pada kelompok non migas nilai ekspor mengalami peningkatan hingga mencapai US\$ 7 437,5 juta, atau sebesar 2,69 persen.

Pada tabel 1 disajikan ekspor menurut sektor. Disini terlihat bahwa perolehan devisa terbesar pada periode Januari - September 2007 berasal dari sektor industri dengan nilai US\$ 55 719,6 juta atau sekitar 67,12 persen dari total ekspor, sedangkan pada periode Januari - September 2006 juga berasal dari sektor industri dengan nilai US\$ 47 672,6 juta atau sekitar 64,81 persen dari total ekspor. Dibandingkan periode yang sama tahun sebelumnya, sektor industri mengalami peningkatan 16,88 persen.

Pada tabel 2 disajikan perkembangan ekspor komoditi hasil pertanian, selama periode Januari - September 2007, komoditi andalan sektor pertanian antara lain udang segar/beku dengan nilai US\$ 702,2 juta (26,72 persen); biji coklat dengan nilai US\$ 469,5 juta (17,86 persen); kopi dengan nilai US\$ 426,6 juta (16,23 persen); ikan dan lain-lain dengan nilai US\$ 411,3 juta (15,65 persen); rempah-rempah dengan nilai US\$ 166,5 juta (6,33 persen); hasil pertanian lainnya dengan nilai US\$ 123,2 juta (4,69 persen); buah-buahan dengan nilai US\$ 78,1 juta (2,97 persen); teh dengan nilai US\$ 49,8 juta (1,90 persen); bahan nabati lainnya dengan nilai US\$ 41,3 juta (1,57 persen);

tembakau dengan nilai US\$ 40,5 juta (1,54 persen).

Pada tabel 3 disajikan perkembangan ekspor komoditi hasil industri, selama periode Januari - September 2007, komoditi andalan sektor industri antara lain barang dari logam tidak mulia dengan nilai US\$ 7 543,0 juta (13,54 persen); tekstil dengan nilai US\$ 7 531,9 juta (13,52 persen); alat listrik, ukur, fotografi, dll dengan nilai US\$ 5 805,4 juta (10,42 persen); minyak nabati dengan nilai US\$ 5 716,8 juta (10,26 persen); karet alam olahan dengan nilai US\$ 4 511,9 juta (8,10 persen); bahan kimia dengan nilai US\$ 2 781,3 juta (4,99 persen); kertas dan barang dari kertas dengan nilai US\$ 2 460,7 juta (4,42 persen); kayu olahan dengan nilai US\$ 2 346,5 juta (4,21 persen); makanan olahan dengan nilai US\$ 1 643,6 juta (2,93 persen); meubel dan bagian-bagiannya dengan nilai US\$ 1 467,2 juta (2,63 persen).

Pada tabel 4 disajikan perkembangan ekspor komoditi hasil pertambangan, selama periode Januari - September 2007, komoditi andalan sektor pertambangan antara lain batu bara dengan nilai US\$ 4 884,6 juta (53,19 persen) dan biji tembaga dengan nilai US\$ 3 529,0 juta (38,43 persen). Ekspor batu bara mengalami peningkatan 13,80 persen dibanding periode yang sama tahun

sebelumnya, dan biji tembaga mengalami peningkatan 26,87 persen dibanding periode yang sama tahun sebelumnya.

Perkembangan ekspor Indonesia menurut komoditi dan negara tujuan yang disajikan pada Tabel 5, memperlihatkan bahwa ekspor selama ini lebih banyak bertumpu pada 15 komoditi utama, (ringkasan disajikan pada Tabel C yang diurut menurut nilai ekspor). Lima belas komoditi tersebut pada periode Januari - September 2007 menyumbang sekitar 63,59 persen dari ekspor non migas.

Batu bara mempunyai nilai US\$ 4 884,6 juta, naik US\$ 592,3 juta dari tahun lalu, komoditi ini menyumbang sekitar 7,23 persen ekspor non migas nasional pada periode Januari - September 2007.

Nilai ekspor minyak kelapa sawit selama periode Januari - September 2007 naik US\$ 1 348,7 juta menjadi US\$ 4 539,5 juta.

Pada periode Januari - September 2007 nilai ekspor pakaian jadi US\$ 4 372,6 juta, yang naik dibanding tahun lalu sebesar US\$ 100,8 juta atau naik sekitar 2,36 persen.

Komoditi alat listrik diekspor dengan nilai US\$ 3 549,7 juta atau 5,26 persen, biji tembaga diekspor dengan nilai US\$ 3 529,0 juta atau sekitar 5,23 persen dari perolehan devisa non migas.

Selama periode Januari - September 2007, industri lainnya nilai ekspornya mencapai US\$ 3 412,6 juta, sedangkan tahun sebelumnya senilai US\$ 2 764,0 juta, atau terjadi peningkatan sekitar US\$ 648,7 juta (23,47 persen). Crumb rubber nilai ekspornya naik US\$ 227,6 juta (8,08 persen) menjadi US\$ 3 045,3 juta.

Perolehan devisa dari kertas dan barang dari kertas pada periode Januari - September 2007 diekspor dengan nilai US\$ 2 460,7 juta atau sekitar 3,64 persen dari kelompok non migas. Tembaga pada periode Januari - September 2007 diekspor dengan nilai US\$ 2 083,5 juta, sedangkan tahun sebelumnya US\$ 1 546,1 juta.

Textil lainnya nilai ekspornya naik US\$ 163,3 juta menjadi US\$ 2 083,1 juta. Sedangkan nilai ekspor bahan kimia organik dalam periode Januari - September 2007 naik 64,96 persen menjadi US\$ 2 032,4 juta. Nikel nilai ekspornya naik US\$ 1 255,7 juta menjadi US\$ 1 971,5 juta, audio visual nilai ekspornya naik US\$ 0,8 juta menjadi US\$ 1 919,6 juta. Besi/baja nilai ekspornya naik US\$ 168,8 juta menjadi US\$ 1 670,2 juta.

Damar tiruan, bahan plastik nilai ekspornya naik US\$ 86,2 juta menjadi US\$ 1 391,1 juta.

Tabel C : Ekspor Utama Barang Bukan Migas
Periode Januari - September, 2006 dan 2007

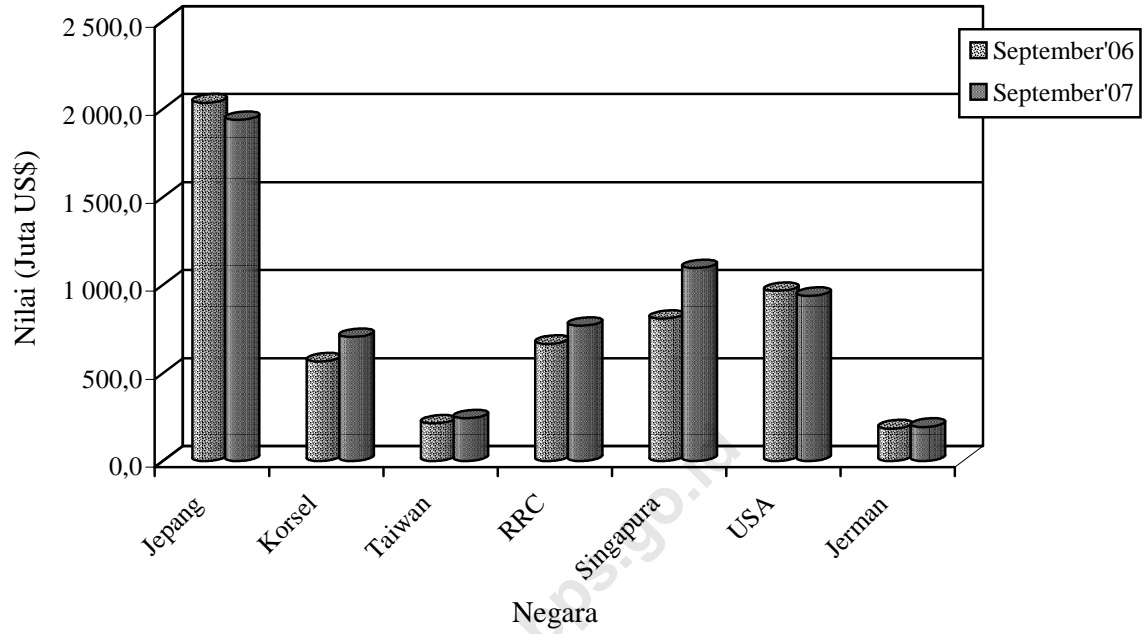
HS	Nilai FOB (Juta US\$)		Perubahan		% Peran 2007 (Terhadap Non Migas)
	2006	2007	Absolut	Persen	
Batu bara	4 292,3	4 884,6	592,3	13,80	7,23
Minyak kelapa sawit	3 190,8	4 539,5	1 348,7	42,27	6,72
Pakaian jadi	4 271,8	4 372,6	100,8	2,36	6,47
Alat listrik	3 443,3	3 549,7	106,3	3,09	5,26
Biji tembaga	2 781,6	3 529,0	747,4	26,87	5,23
Industri lainnya	2 764,0	3 412,6	648,7	23,47	5,05
Crumb rubber	2 817,7	3 045,3	227,6	8,08	4,51
Kertas dan barang dari kertas	2 150,9	2 460,7	309,8	14,40	3,64
Tembaga	1 546,1	2 083,5	537,4	34,75	3,09
Textil lainnya	1 919,8	2 083,1	163,3	8,51	3,08
Bahan kimia organik	1 232,0	2 032,4	800,4	64,96	3,01
Nikel	715,8	1 971,5	1 255,7	175,43	2,92
Audio visual	1 918,8	1 919,6	0,8	0,04	2,84
Besi/baja	1 501,3	1 670,2	168,8	11,25	2,47
Damar tiruan, bahan plastik	1 304,9	1 391,1	86,2	6,61	2,06
Total Komoditi Utama	35 851,1	42 945,3	7 094,2	19,79	63,59

Nilai ekspor periode Januari - September 2007, menurut negara kelompok ekonomi, ke kelompok negara APEC adalah yang terbesar yaitu mencapai 55,98 persen dari total ekspor yaitu US\$ 61 825,4 juta, diantaranya US\$ 16 298,0 juta ke ASEAN dan US\$ 9 323,6 juta ke NAFTA. Sementara nilai ekspor ke Uni Eropa sebesar 11,18 persen (US\$ 9 282,9 juta) dan ke Timur Tengah sebesar 3,88 persen (US\$ 3 223,1 juta). Ditinjau dari perkembangannya, nilai ekspor ke negara-negara APEC naik 10,44 persen dibanding keadaan tahun 2006 yang terdiri dari peningkatan ekspor menuju Jepang sebesar 10,08 persen, menuju ASEAN sebesar 18,62 persen, menuju NAFTA sebesar 3,02 persen. Sedangkan ke Korea Selatan turun sebesar 1,40 persen

Nilai ekspor periode Januari - September 2007, menuju tujuh negara tujuan utama yaitu Jepang, Korea Selatan, Taiwan, RR China, Singapura, Amerika dan Jerman mencapai sebesar US\$ 50 312,0 juta atau sekitar 60,61 persen dari total ekspor. Dibandingkan periode tahun sebelumnya nilai ini naik US\$ 4 170,9 juta atau sekitar 9,04 persen.

Selain tujuh negara tujuan utama di atas, negara tujuan yang membeli produk nasional di atas US\$ 100 juta pada bulan September 2007 antara lain Hongkong, Malaysia dan Australia masing-masing dengan nilai US\$ 132,7 juta, US\$ 501,4 juta dan US\$ 268,4 juta. Sedangkan dari kawasan Eropa antara lain ke Belanda dan Inggris masing-masing dengan nilai US\$ 181,7 juta dan US\$ 124,6 juta.

Grafik 5: EKSPOR INDONESIA MENURUT NEGARA TUJUAN UTAMA BULAN SEPTEMBER 2006 & 2007



Perbandingan nilai ekspor bulan September 2006 dan 2007 ke beberapa negara tertentu disajikan pada Grafik 5.

TABEL 1. RINGKASAN PERKEMBANGAN EKSPOR INDONESIA

JENIS BARANG	BERAT BERSIH (RIBU TON)		PERUB	NILAI FOB (JUTA US \$)		PERUB
	JAN-SEP 2006	JAN-SEP 2007	%	JAN-SEP 2006	JAN-SEP 2007	%
	(1)	(2)	(3)	(4)	(5)	(6)
Total Ekspor	232.437,1	253.217,5	8,94	73.553,1	83.010,9	12,86
MIGAS	35.263,2	34.353,9	-2,58	15.976,8	15.479,5	-3,11
MINYAK MENTAH	13.263,9	13.502,6	1,80	6.215,7	6.309,1	1,50
HASIL MINYAK	4.940,8	4.964,1	0,47	2.033,2	2.160,8	6,27
GAS ALAM	17.058,5	15.887,1	-6,87	7.727,8	7.009,7	-9,29
NON MIGAS	197.174,0	218.863,7	11,00	57.576,3	67.531,4	17,29
HASIL PERTANIAN	2.068,4	1.775,2	-14,18	2.540,3	2.628,5	3,47
HASIL INDUSTRI	43.853,7	46.233,7	5,43	47.672,6	55.719,6	16,88
HASIL TAMBANG	151.249,7	170.852,5	12,96	7.356,6	9.176,5	24,74
LAINNYA	2,2	2,3	4,47	6,9	6,8	-1,88

TABEL 2. PERKEMBANGAN EKSPOR KOMODITI HASIL PERTANIAN

JENIS BARANG	BERAT BERSIH (TON)		PERUB	NILAI FOB (RIBU US \$)		PERUB
	JAN-SEP 2006	JAN-SEP 2007	%	JAN-SEP 2006	JAN-SEP 2007	%
	(1)	(2)	(3)	(4)	(5)	(6)
TOTAL PERTANIAN	2.068.420	1.775.164	-14,18	2.540.316	2.628.523	3,47
KARET ALAM	14.337	7.264	-49,34	9.571	10.103	5,55
KOPI	324.912	215.266	-33,75	445.042	426.587	-4,15
KAYU BULAT	60	47	-22,80	20	41	98,14
UDANG SEGAR/BEKU	112.517	102.609	-8,81	749.906	702.246	-6,36
TEH	33.179	37.600	13,33	38.893	49.828	28,12
REMPAH-REMPAH	85.414	77.311	-29,23	137.238	166.515	21,33
-LADA HITAM	15.630	11.061	-29,23	23.353	29.057	24,42
-LADA PUTIH	11.317	12.017	6,19	27.589	52.113	88,89
-KAYU MANIS DAN BUNGANYA	26.624	28.022	5,25	16.318	20.130	23,36
-BIJI PALA & BUNGANYA DAN KAPULAGA	16.270	14.557	-10,53	41.790	43.907	5,07
-PANILI	90	166	85,16	1.736	1.983	14,21
-LAINNYA	15.483	11.487	-25,81	26.451	19.323	-26,95
TEBAKAU	24.187	18.815	-22,21	47.099	40.473	-14,07
BIJI COKLAT	372.385	296.748	-20,31	462.411	469.535	1,54
IKAN DAN LAIN-LAIN	411.798	278.579	34,04	364.946	411.267	12,69
-IKAN TONGKOL/TUNA	32.558	43.640	34,04	91.606	100.231	9,41
-UBUR-UBUR	2.397	3979	66,02	5.141	8.249	60,44
-KEPITING, KERANG-KERANGAN	32.337	42.840	32,48	98.073	111.126	13,31
-BEKICOT	2.107	2.619	24,26	3.664	3.911	6,73
-IKAN LAINNYA	342.399	185.501	-45,82	166.462	187.751	12,79
BIJI-BIJIAN	106.078	73.913	-58,46	27.290	28.221	3,41
-BIJI BUNGA	121	50	-58,46	2.168	1.504	-30,60
-BIJI KAPAS	1047	19679	1.779,45	152	5.164	3.297,35
-BIJI LAINNYA	104.910	54.184	-48,35	24.970	21.553	-13,69
BULU BEBEK	225	234	4,10	214	235	10,13
DAMAR DAN GETAH DAMAR	24.766	36.741	48,35	22.204	26.765	20,54
KOPAL DAN LAIN-LAIN	22.074	23.456	6,26	17.357	17.239	-0,68
SAYUR-SAYURAN	150.567	76.838	-48,97	29.487	27.652	-6,22
BUAH-BUAHAN	136.646	145.662	6,60	68.399	78.063	14,13
KULIT KERANG DAN LAIN-LAIN	4.488	5.758	28,30	2001	2.075	3,70
TANAMAN OBAT	4.268	8.581	101,06	4.645	7.195	54,89

TABEL 2. PERKEMBANGAN EKSOR KOMODITI HASIL PERTANIAN

JENIS BARANG	BERAT BERSIH (TON)		PERUB	NILAI FOB (RIBU US \$)		PERUB
	JAN-SEP 2006	JAN-SEP 2007	%	JAN-SEP 2006	JAN-SEP 2007	%
(1)	(2)	(3)	(4)	(5)	(6)	(7)
BAHAN NABATI LAINNYA	75.161	70.797	-0,86	36.543	41.297	13,01
-GANGGANG LAUT	68.101	67.512	-0,86	33.426	39.000	16,68
-LAINNYA	7.060	3.284	-53,48	3.117	2.297	-26,3
HASIL PERTANIAN LAINNYA	165.357	298.947	728,46	77.050	123.188	59,88
-MUTIARA	2	12	728,46	9.918	8.602	-13,26
-LAINNYA	165355	298934	80,78	67.132	114.586	70,69

TABEL 3. PERKEMBANGAN EKSPOR KOMODITI HASIL INDUSTRI

JENIS BARANG	BERAT BERSIH (TON)		PERUB	NILAI FOB (RIBU US \$)		PERUB
	JAN-SEP 2006	JAN-SEP 2007	%	JAN-SEP 2006	JAN-SEP 2007	%
(1)	(2)	(3)	(4)	(5)	(6)	(7)
TOTAL INDUSTRI	43.853.651	46.233.694	5,43	47.672.557	55.719.575	16,88
KAYU OLAHAN	3.282.116	2.668.977	-18,68	2.403.395	2.346.500	-2,37
-KAYU LAPIS	1.462.591	1.308.305	-10,55	1.036.665	1.152.824	11,21
-KAYU GERGAJIAN	355.075	136.262	-61,62	297.642	129.724	-56,42
-KAYU OLAHAN LAIN	1.464.451	1.224.410	-16,39	1.069.088	1.063.952	-0,48
BARANG DARI LOGAM TIDAK MULIA	2.424.406	2.570.298	6,02	5.245.677	7.542.964	43,79
-TIMAH	98.137	74.971	-23,61	716.235	984.368	37,44
-ALUMINIUM	234.293	222.029	-5,23	628.306	669.037	6,48
-NIKEL	62.189	97.510	56,80	715.802	1.971.501	175,43
-BESI/BAJA	1.739.707	1.589.910	-8,61	1.501.332	1.670.179	11,25
-TEMBAGA	240.994	252.312	4,70	1.546.125	2.083.476	34,75
-SENG	3.650	4.316	18,25	5.980	9.015	50,76
-LOGAM TIDAK MULIA LAIN	45.437	329.249	624,63	131.897	155.388	17,81
TEKSTIL	1.427.771	1.442.120	1,00	7.215.459	7.531.858	4,39
-PAKAIAN JADI	306.681	305.864	-0,27	4.271.818	4.372.584	2,36
-KAIN TENUN	218.540	234.280	7,20	1.023.826	1.076.136	5,11
-TEKSTIL LAINNYA	902.550	901.976	-0,06	1.919.815	2.083.138	8,51
KARET ALAM OLAHAN	2.055.572	2.127.765	3,51	4.175.626	4.511.889	8,05
-BARANG DARI KARET	322.895	352.128	9,05	875.763	996.039	13,73
-SHEET	249.717	216.937	-13,13	475.545	433.325	-8,88
-CRUMB RUBBER	1.479.408	1.540.124	4,10	2.817.662	3.045.295	8,08
-CREPE	3.552	18.576	422,97	6.656	37.230	459,35
MAKANAN TERNAK	1.885.712	1.832.717	-2,81	120.552	194.767	61,56
-BUNGKIL KELAPA	194.177	240.328	23,77	11.890	27.073	127,70
-DEDAK/BEKATUL	295.538	298.241	0,91	27.670	41.341	49,41
-LAINNYA	1.395.997	1.294.148	-7,30	80.991	126.353	56,01
MINYAK ATSIRI DAN LAINNYA	39.505	45.513	15,21	157.362	199.908	27,04
-MINYAK ATSIRI LAINNYA	2.994	3.341	11,60	44.891	58.562	30,45
-WANGI-WANGIAN DARI MINYAK ATSIRI	36511	42172	15,50	112.472	141.346	25,67
ROTAN OLAHAN	18.972	23.608	24,43	17.361	22.000	26,72
MINYAK NABATI	9.924.161	9.374.222	-5,54	3.971.110	5.716.767	43,96
-MINYAK KELAPA SAWIT	8.322.598	7.643.547	-8,16	3.190.788	4.539.463	42,27
-MINYAK BIJI KELAPA SAWIT	864.610	890.544	3,00	421.712	597.497	41,68
-MINYAK NABATI LAIN	736.954	840.132	14,00	358.610	579.807	61,68
ASAM BERLEMAK	513.984	483.615	-5,91	251.567	311.683	23,90
-STEARIN	134.350	94.923	-29,35	67.542	73.349	8,60

-ASAM BERLEMAK LAIN

379.634

388.692

2,39

184.025

238.334

29,51

<https://www.bps.go.id>

TABEL 3. PERKEMBANGAN EKSPOR KOMODITI HASIL INDUSTRI

JENIS BARANG	BERAT BERSIH (TON)		PERUB	NILAI FOB (RIBU US \$)		PERUB
	JAN-SEP 2006	JAN-SEP 2007	%	JAN-SEP 2006	JAN-SEP 2007	%
	(1)	(2)	(3)	(4)	(5)	(6)
ALAT LISTRIK, UKUR, FOGRAFI, DLL	526.676	510.078	-3,15	5.663.810	5.805.421	2,50
-ALAT LISTRIK	413.764	416.992	0,78	3.443.346	3.549.685	3,09
-DIODE TRANSISTOR	3.634	2.592	-28,67	94.665	97.062	2,53
-AUDIO VISUAL	102401	81720	-20,20	1.918.764	1.919.558	0,04
-FOTOGRAFI DAN OPTIK	2.307	3.563	54,45	140.119	161.284	15,10
-ALAT UKUR	307	611	98,60	5.958	10.007	67,95
-LONCENG, ARLOJI DAN BAGIANNYA	4263	4600	7,91	60.956	67.824	11,27
MAKANAN OLAHAN	1.460.913	1.198.835	-17,94	1.446.169	1.643.620	13,65
-COKLAT OLAHAN	90.304	94.570	4,72	176.532	226.402	28,25
-GULA TETES	385.326	276.350	-28,28	36.412	16.753	-53,99
-KERUPUK UDANG	4.951	5.022	1,43	6.911	8.137	17,73
-BUAH/SAYURAN OLAHAN	345.138	302.687	-12,30	181.977	188.348	3,50
-MINUMAN OLAHAN	54.229	57.003	5,11	28.768	31.701	10,20
-ROKOK DAN TEMBAKAU OLAHAN	53.877	53.569	-0,57	215.164	275.312	27,95
-DAGING TERNAK	3.486	3.532	1,32	13.089	13.960	6,65
-DAGING UNGGAS	0	82	30.151,11	278	50	-81,86
-IKAN OLAHAN	113120	134523	18,92	370716	446030	20,32
-BERAS GILING	817	205	-74,88	438	131	-70,14
-KOPI OLAHAN	111	100	-9,82	196	228	15,94
-TEH OLAHAN	43168	24255	-43,81	66864	44942	-32,79
-GULA PASIR	933	253	-72,90	555	309	-44,28
-GULA LAINNYA	143743	5665	-96,06	5600	3674	-34,39
-MAKANAN OLAHAN LAINNYA	221.711	241.019	8,71	342669	387.644	13,12
SEMEN	5.015.602	4.803.319	-4,23	149.187	145.570	-2,42
BARANG ANYAMAN	24.155	25.473	5,46	54.883	53.160	-3,14
-DARI ROTAN	7.133	9.445	32,40	17.394	22.823	31,21
-DARI BAHAN LAINNYA	17.021	16.028	-5,84	37.489	30.337	-19,08
MEUBEL DAN BAGIAN-BAGIANNYA	641.652	677.182	5,54	1.355.369	1.467.218	8,25
-DARI ROTAN	90.893	98.366	8,22	247.559	244.733	-1,14
-DARI BAHAN LAINNYA	550.759	578.816	5,09	1.107.810	1.222.485	10,35
BAHAN KIMIA	3.429.879	4.868.445	41,94	1.789.493	2.781.311	55,42
-AN ORGANIK	1.227.933	1.294.307	5,41	357.674	352.830	-1,35
-ORGANIK	1.748.889	2.674.367	52,92	1.232.048	2.032.409	64,96
-LAINNYA	453.057	899.770	98,60	199.771	396.072	98,26
PUPUK	86.922	538.175	519,15	17.795	148.532	734,70
PRODUK PHARMASI	7.461	7.576	1,55	92.497	125.344	35,51
KULIT DAN BARANG DARI KULIT	11.618	9.130	-21,41	130.775	169.035	29,26
KACA DAN BARANG DARI KACA	594.610	580.829	-2,32	300.509	318.767	6,08
KERTAS DAN BARANG DARI KERTAS	2.872.180	3.051.576	6,25	2.150.875	2.460.697	14,40
INDUSTRI LAINNYA	7.609.784	9.394.243	23,45	10.963.086	12.222.561	11,49
-GLISEROL DAN LARUTAN ALKALI	12.963	19.254	48,53	3.844	4.801	24,89
-MARGARIN DAN LEMAK LAINNYA	213.427	231.159	8,31	105.406	160.925	52,67
-SABUN MANDI DAN CUCI	357.742	366.114	2,34	256.223	301.251	17,57
-BAHAN CELUP ORGANIK SINTETIK	26.155	27.804	6,30	97.559	100.875	3,40
-PREPARAT PEMBASMI KUMAN, DLL	34.540	105.000	203,99	66.998	84.125	25,56
-DAMAR TIRUAN, BAHAN PLASTIK	932.190	903.794	-3,05	1.304.868	1.391.067	6,61
-BAHAN KERTAS	2.091.816	1.743.022	-16,67	816.615	733.978	-10,12
-ALAS KAKI (KULIT, KARET DAN KANVAS)	86.137	86.569	0,50	1.231.647	1.229.977	-0,14
-PRODUK KERAMIK	458.179	372.038	-18,80	223.943	214.918	-4,03
-EMAS BATANGAN	26	26	2,02	426.445	545.418	27,90
-PESAWAT UDARA DAN BAGIANNYA	4870	2105	-56,77	217.676	136.664	-37,22
-KAPAL LAUT DAN SEJENISNYA	204.098	608.301	198,04	278.462	489.767	75,88
-PERLENGKAPAN OLAHRAGA DAN MAINAN	25.438	24.232	-4,74	165.955	185.961	12,05

TABEL 3. PERKEMBANGAN EKSPOR KOMODITI HASIL INDUSTRI

JENIS BARANG	BERAT BERSIH (TON)		PERUB	NILAI FOB (RIBU US \$)		PERUB
	JAN-SEP 2006	JAN-SEP 2007	%	JAN-SEP 2006	JAN-SEP 2007	%
(1)	(2)	(3)	(4)	(5)	(6)	(7)
-PENA DAN PENSIL	7.718	8.959	16,08	50.779	59.233	16,65
-BATU SEMI PERMATA	42	72	72,91	467	886	90,02
-KOPER, TAS, DOMPET PLASTIK/TEKSTIL	6561	6349	-3,22	34074	35873	5,28
-BARANG DARI LOGAM MULIA	599	236	-60,65	63.088	107.921	71,06
-PETI KEMAS	20536	27766	35,21	20.954	31.632	50,95
-KOMPUTER DAN BAGIANNYA	60.219	31.971	-46,91	1.062.721	789.416	-25,72
-KENDARAAN BERMOTOR RODA 2 DAN 3	3.162	3.779	19,50	23.626	21.164	-10,42
-KENDARAAN BERMOTOR RODA 4 DAN LEE	51.058	102.736	101,21	276.453	627.067	126,83
-SUKU CADANG MESIN	77.111	88.657	14,97	597.604	708.006	18,47
-SUKU CADANG KENDARAAN	143.135	120.067	-16,12	867.482	842.246	-2,91
-UBI KAYU OLAHAN	53.979	55.942	3,64	6.246	6.748	8,04
-INDUSTRI LAINNYA	2.738.083	4.458.291	62,83	2.763.950	3.412.640	23,47

TABEL 4. PERKEMBANGAN EKSPOR KOMODITI HASIL PERTAMBANGAN

JENIS BARANG	BERAT BERSIH (TON)		PERUB	NILAI FOB (RIBU US \$)		PERUB
	JAN-SEP 2006	JAN-SEP 2007	%	JAN-SEP 2006	JAN-SEP 2007	%
(1)	(2)	(3)	(4)	(5)	(6)	(7)
TOTAL PERTAMBANGAN	151.249.713	170.852.513	12,96	7.356.566	9.176.529	24,74
BIJI TEMBAGA	1.448.017	1.388.494	-4,11	2.781.588	3.529.003	26,87
BIJI NIKEL	2.565.272	6.736.495	162,60	109.586	479.864	337,89
BAUKSIT	4.984.527	9.682.410	94,25	39.526	87.856	122,27
BIJI TIMAH/TIN	433	229	-47,18	73	28	-61,04
BATU BARA	129.204.665	144.742.603	12,03	4.292.322	4.884.621	13,80
GRANIT	5.324.523	2.297.962	-56,84	18.869	20.096	6,50
PASIR ALAM	2.830.517	401.116	-85,83	20.375	4.681	-77,02
HASIL TAMBANG LAIN	4.891.758	5.603.203	14,54	94.227	170.379	80,82

TABEL 5. PERKEMBANGAN EKSPOR INDONESIA MENURUT KOMODITI DAN NEGARA TUJUAN

JENIS BARANG	BERAT BERSIH (KG)		PERUB	NILAI FOB (US \$)		PERUB
	JAN-SEP 2006	JAN-SEP 2007	%	JAN-SEP 2006	JAN-SEP 2007	%
(1)	(2)	(3)	(4)	(5)	(6)	(7)
MINYAK MENTAH	13.263.873.967	13.502.605.010	1,77	6.215.738.922	6.309.050.346	1,50
JAPAN	4.479.245.000	4.531.406.005	1,15	2.111.746.032	2.155.636.179	2,08
KOREA, REPUBLIC OF	2.283.864.000	2.140.785.000	-6,68	1.024.560.420	912.062.199	-10,98
TAIWAN	905.277.000	419.222.002	-115,94	397.189.315	182.057.093	-54,16
CHINA	1.420.790.000	1.736.130.000	18,16	647.504.826	804.295.488	24,21
THAILAND	818.025.000	566.180.000	-44,48	395.916.729	270.157.253	-31,76
SINGAPORE	546.921.033	904.859.003	39,56	267.378.179	448.033.828	67,57
MALAYSIA	465.082.107	433.365.000	-7,32	222.051.531	183.545.046	-17,34
VIET NAM	53.928.000	0	--	29.319.696	0	-100,00
AUSTRALIA	1.524.606.000	2.078.060.000	26,63	764.579.343	1.032.069.675	34,99
NEW ZEALAND	104.456.000	127.598.000	18,14	50.521.347	68.709.616	36,00
EAST TIMOR	761	0	--	90	0	-100,00
UNITED STATES	661.261.029	564.924.000	-17,05	304.970.988	252.475.929	-17,21
CANADA	18.037	12.000	-50,31	270	40	-85,19
FRANCE	400.000	64.000	-525,00	156	8.000	5.028,21
HASIL MINYAK	4.940.794.276	4.964.122.324	0,47	2.033.196.249	2.160.774.669	6,27
JAPAN	2.595.980.902	2.461.562.231	-5,46	1.001.990.861	1.008.585.671	0,66
HONG KONG	3.590	2.215	-62,08	4.366	2.743	-37,17
KOREA, REPUBLIC OF	378.286.884	398.197.736	5,00	151.620.681	171.323.048	12,99
TAIWAN	16.207.931	112.079.378	85,54	7.428.604	52.213.006	602,86
CHINA	391.764.762	348.443.137	-12,43	188.500.888	129.372.688	-31,37
PAPUA NEW GUINEA	0	30.535	100,00	0	44.263	--
THAILAND	11.458.217	52.713.202	78,26	11.801.591	35.195.045	198,22
SINGAPORE	1.152.524.654	1.220.511.486	5,57	527.237.910	611.791.554	16,04
PHILIPPINES	13.562.149	1.177.477	-1.051,80	7.613.002	1.095.092	-85,62
MALAYSIA	68.167.480	196.002.033	65,22	30.046.955	80.007.850	166,28
MYANMAR (FORM. BURMA)	0	677.445	100,00	0	617.882	--
VIET NAM	43.214	155.814	72,27	48.034	184.151	283,38
MALDIVES	0	1.539	100,00	0	426	--
INDIA	209.039.167	144.928.897	-44,24	68.402.571	56.863.053	-16,87
PAKISTAN	244.118	628.144	61,14	257.284	744.323	189,30
BANGLADESH	1.500.046	526.077	-185,14	1.266.934	402.659	-68,22
SAUDI ARABIA	17.999	32.308	44,29	26.705	42.938	60,79
SYRIA ARAB REPUBLIC	0	16.660	100,00	0	17.826	--
TOGO	108.000	0	--	54.000	0	-100,00
NIGERIA	1.090	0	--	11.779	0	-100,00
DJIBOUTI	133.280	0	--	120.618	0	-100,00
SOUTH AFRICA	325.960	3	-10.865.233,33	164.698	10	-99,99
AUSTRALIA	27.212	24.149.495	99,89	26.608	10.835.125	40.621,31
NEW ZEALAND	171.550	142.105	-20,72	187.914	176.244	-6,21
EAST TIMOR	12.616.566	1.495.241	-743,78	6.018.565	635.552	-89,44
UNITED STATES	88.088.004	202.442	-43.412,71	29.846.150	93.584	-99,69
GUATEMALA	13.600	0	--	11.668	0	-100,00
DOMINICAN REPUBLIC	0	16.660	100,00	0	19.909	--
UNITED KINGDOM	2.340	3.003	22,08	3.020	32	-98,94
FRANCE	39.130	0	--	35.468	0	-100,00
GERMANY, FED. REP. OF	25	8	-212,50	1.250	5	-99,60
SWITZERLAND	13	0	--	10	0	-100,00
FINLAND	3	49.295	99,99	4	56.978	1.424.350,00
ITALY	114.020	0	--	85.155	0	-100,00
UKRAINE	16.660	33.320	50,00	15.244	39.180	157,02
RUSSIA FEDERATION	335.710	344.438	2,53	367.712	413.832	12,54
GAS ALAM	17.058.496.974	15.887.147.715	-7,37	7.727.831.612	7.009.682.912	-9,29
JAPAN	10.680.716.363	10.487.998.990	-1,84	4.277.559.752	4.115.411.198	-3,79
KOREA, REPUBLIC OF	3.890.896.382	2.929.419.343	-32,82	2.092.413.662	1.568.815.202	-25,02
TAIWAN	1.500.000	0	--	1.792.500	0	-100,00
CHINA	2.411.940.449	2.433.674.470	0,89	1.316.105.902	1.298.913.706	-1,31
THAILAND	28.054.594	36.053.655	22,19	18.093.793	26.541.632	46,69
SINGAPORE	1.880	7	-26.757,14	1.515	2	-99,87
PHILIPPINES	28.470.001	0	--	10.556.601	0	-100,00
MALAYSIA	3.507.500	1.250	-280.500,00	4.315.994	1.172	-99,97
VIET NAM	489	0	--	93	0	-100,00
INDIA	1.500.757	0	--	942.716	0	-100,00
AUSTRALIA	5.925.300	0	--	2.943.164	0	-100,00
GUAM	5.120.100	0	--	2.630.201	0	-100,00
EAST TIMOR	863.146	0	--	475.519	0	-100,00
UNITED STATES	13	0	--	200	0	-100,00
KARET ALAM	14.337.389	7.263.889	-97,38	9.571.272	10.102.928	5,55
JAPAN	280.430	194.340	-44,30	825.626	920.498	11,49
HONG KONG	288.529	374.379	22,93	380.133	558.240	46,85
KOREA, REPUBLIC OF	736.132	48.034	-1.432,52	1.576.123	29.755	-98,11
TAIWAN	530	0	--	83	0	-100,00
CHINA	2.508.408	2.248.125	-11,58	3.277.800	2.942.791	-10,22
THAILAND	12	0	--	256	0	-100,00
SINGAPORE	604.221	626.670	3,58	380.097	319.304	-15,99

TABEL 5. PERKEMBANGAN EKSPOR INDONESIA MENURUT KOMODITI DAN NEGARA TUJUAN

JENIS BARANG	BERAT BERSIH (KG)		PERUB	NILAI FOB (US \$)		PERUB
	JAN-SEP 2006	JAN-SEP 2007	%	JAN-SEP 2006	JAN-SEP 2007	%
(1)	(2)	(3)	(4)	(5)	(6)	(7)
PHILIPPINES	8.227.286	0	--	123.409	0	-100,00
MALAYSIA	360.000	27	-1.333.233,33	426.800	315	-99,93
VIET NAM	100.000	0	--	136.960	0	-100,00
PAKISTAN	201.600	0	--	438.891	0	-100,00
TURKEY	0	294.780	100,00	0	380.635	--
AUSTRALIA	7.651	0	--	19.083	0	-100,00
UNITED STATES	196.884	2.579.092	92,37	374.752	3.282.539	775,92
BRAZIL	260.336	180.964	-43,86	443.992	301.904	-32,00
MARTINIQUE	0	92	100,00	0	157	--
UNITED KINGDOM	0	40.320	100,00	0	60.682	--
NETHERLANDS	479.685	202.760	-136,58	998.953	527.368	-47,21
FRANCE	42.840	23	-186.160,87	84.142	44	-99,95
GERMANY, FED. REP. OF	5	182.153	100,00	30	274.826	915.986,67
FINLAND	0	600	100,00	0	594	--
ITALY	0	291.530	100,00	0	503.276	--
POLAND	42.840	0	--	84.142	0	-100,00
KOPI	324.911.852	215.266.043	-50,94	445.042.386	426.586.531	-4,15
JAPAN	52.591.640	36.787.648	-42,96	73.001.491	72.256.797	-1,02
HONG KONG	681.591	831.966	18,07	1.061.191	1.580.278	48,92
KOREA, REPUBLIC OF	1.636.600	501.785	-226,16	1.784.549	838.429	-53,02
TAIWAN	2.724.570	3.342.297	18,48	5.011.428	7.799.110	55,63
CHINA	1.322.337	807.604	-63,74	1.596.951	1.365.053	-14,52
MACAU	18.000	18.000	0,00	43.200	31.830	-26,32
THAILAND	710	39.600	98,21	525	18.796	3.480,19
SINGAPORE	11.067.207	10.679.346	-3,63	17.408.074	23.730.497	36,32
PHILIPPINES	5.346.700	5.535.600	3,41	6.224.933	8.992.808	44,46
MALAYSIA	5.976.907	9.547.792	37,40	6.319.306	13.662.919	116,21
BRUNEI DARUSSALAM	160	0	--	367	0	-100,00
VIET NAM	54.000	0	--	119.250	0	-100,00
INDIA	7.638.460	5.116.780	-49,28	7.592.617	7.007.830	-7,70
IRAN (ISLAMIC REPUBLIC OF)	1.505.400	1.225.200	-22,87	1.770.298	2.094.451	18,31
SAUDI ARABIA	57.500	50.850	-13,08	105.853	127.125	20,10
JORDAN	325.800	0	--	308.483	0	-100,00
LEBANON	94.200	6.886	-1.267,99	107.512	15.600	-85,49
SYRIA ARAB REPUBLIC	57.600	0	--	55.610	0	-100,00
UNITED ARAB EMIRATES	744.300	451.501	-64,85	1.026.348	833.631	-18,78
EGYPT	8.443.490	3.820.019	-121,03	9.459.852	6.523.697	-31,04
MOROCCO	5.468.998	4.618.800	-18,41	6.105.217	7.686.657	25,90
ALGERIA	11.774.970	3.652.800	-222,35	12.795.490	5.900.818	-53,88
SOUTH AFRICA	4.447.454	4.096.200	-8,58	4.699.202	11.498.646	144,69
AUSTRALIA	1.508.759	2.846.597	47,00	3.060.568	5.736.551	87,43
NEW ZEALAND	233.400	272.684	14,41	608.220	803.762	32,15
MICRONESIA, FEDERATED STATES OF	158	0	--	1.111	0	-100,00
AMERICAN SAMOA	0	13.451	100,00	0	4.917	--
FIJI	0	157	100,00	0	664	--
SOLOMON ISLANDS	7.560	0	--	19.215	0	-100,00
UNITED STATES	73.605.507	44.035.320	-67,15	127.663.963	111.158.571	-12,93
CANADA	1.791.000	1.714.919	-4,44	4.585.094	5.071.771	10,61
MEXICO	156.000	397.500	60,75	435.087	1.204.967	176,95
ARGENTINA	0	57.600	100,00	0	68.544	--
ECUADOR	3.345.300	604.800	-453,13	3.013.527	946.368	-68,60
UNITED KINGDOM	9.967.632	5.003.557	-99,21	11.862.718	9.550.852	-19,49
NETHERLANDS	1.552.812	658.280	-135,89	3.474.377	1.717.011	-50,58
FRANCE	1.554.600	1.297.283	-19,84	1.731.038	2.193.345	26,71
GERMANY, FED. REP. OF	47.801.242	30.970.110	-54,35	60.541.736	54.539.337	-9,91
AUSTRIA	105.000	80	-131.150,00	94.248	294	-99,69
BELGIUM	3.536.100	3.256.439	-8,59	5.266.849	5.908.212	12,18
SWITZERLAND	1.288.920	1.419.300	9,19	2.268.322	2.334.602	2,92
DENMARK	421.344	501.740	16,02	678.319	1.016.366	49,84
NORWAY	36.000	106.500	66,20	76.797	281.813	266,96
SWEDEN	692.902	944.307	26,62	1.266.607	2.045.656	61,51
IRELAND	234.000	432.000	45,83	716.356	1.200.075	67,52
ITALY	21.318.050	10.825.139	-96,93	24.979.512	18.983.848	-24,00
SPAIN	4.598.300	1.021.800	-350,02	4.928.994	1.677.122	-65,97
PORTUGAL	1.053.600	1.345.920	21,72	1.264.664	2.264.682	79,07
ICELAND	19.200	0	--	39.168	0	-100,00
GREECE	1.144.200	1.180.200	3,05	1.306.272	2.035.521	55,83
POLAND	5.686.660	2.634.648	-115,84	5.400.760	3.718.947	-31,14
ROMANIA	7.123.945	3.889.800	-83,14	7.350.348	5.772.870	-21,46
BULGARIA	5.094.299	2.890.799	-76,22	5.721.722	4.616.621	-19,31
ARMENIA	18.600	285.000	93,47	20.646	496.575	2.305,19
UKRAINE	36.000	37.999	5,26	93.600	91.556	-2,18
LATVIA	195.000	130.200	-49,77	176.475	215.142	21,91
ESTONIA	1.174.990	278.400	-322,05	1.088.378	475.229	-56,34
GEORGIA	7.058.578	4.356.840	-62,01	7.819.442	6.839.018	-12,54
CZECH REPUBLIC	210.000	168.000	-25,00	197.873	273.210	38,07
RUSSIA FEDERATION	363.600	558.000	34,84	692.633	1.377.540	98,88

TABEL 5. PERKEMBANGAN EKSPOR INDONESIA MENURUT KOMODITI DAN NEGARA TUJUAN

JENIS BARANG	BERAT BERSIH (KG)		PERUB	NILAI FOB (US \$)		PERUB
	JAN-SEP 2006	JAN-SEP 2007	%	JAN-SEP 2006	JAN-SEP 2007	%
(1)	(2)	(3)	(4)	(5)	(6)	(7)
KAYU BULAT	60.238	46.506	-29,53	20.454	40.528	98,14
JAPAN	16.192	20.174	19,74	5.345	11.328	111,94
KOREA, REPUBLIC OF	0	484	100,00	0	1.439	--
CHINA	16.500	3.072	-437,11	841	714	-15,10
THAILAND	0	10	100,00	0	82	--
SINGAPORE	23.127	1.218	-1.798,77	5.687	10.754	89,10
PHILIPPINES	0	10	100,00	0	80	--
MALAYSIA	259	0	--	422	0	-100,00
VIET NAM	0	18	100,00	0	268	--
INDIA	0	9	100,00	0	10	--
UNITED ARAB EMIRATES	226	20.493	98,90	7.436	10.001	34,49
UNITED STATES	3.931	5	-78.520,00	694	89	-87,18
UNITED KINGDOM	0	148	100,00	0	5.426	--
GERMANY, FED. REP. OF	1	0	--	1	0	-100,00
SWITZERLAND	2	0	--	28	0	-100,00
ITALY	0	865	100,00	0	337	--
UDANG SEGAR/BEKU	112.517.218	102.609.247	-9,66	749.905.869	702.246.102	-6,36
JAPAN	37.960.321	30.291.077	-25,32	310.086.179	250.373.025	-19,26
HONG KONG	4.427.571	4.547.642	2,64	18.469.115	22.333.740	20,92
KOREA, REPUBLIC OF	612.965	484.327	-26,56	3.803.517	3.265.061	-14,16
TAIWAN	779.727	1.217.707	35,97	1.471.679	2.253.554	53,13
CHINA	1.885.700	1.390.206	-35,64	8.827.507	6.469.918	-26,71
MACAU	0	539	100,00	0	2.875	--
THAILAND	1.058.516	122.682	-762,81	2.113.313	1.116.085	-47,19
SINGAPORE	2.124.219	2.086.709	-1,80	3.809.059	4.726.719	24,09
PHILIPPINES	49.739	53.995	7,88	257.104	254.753	-0,91
MALAYSIA	2.688.860	4.417.720	39,13	4.023.609	5.790.845	43,92
BRUNEI DARUSSALAM	3	0	--	11	0	-100,00
VIET NAM	360.105	323.313	-11,38	3.038.173	2.994.539	-1,44
MALDIVES	0	4	100,00	0	18	--
INDIA	2	10.798	99,98	3	69.985	2.332.733,33
SRI LANKA	0	13.168	100,00	0	9.869	--
SAUDI ARABIA	14	0	--	14	0	-100,00
KUWAIT	0	11.410	100,00	0	36.277	--
JORDAN	4	0	--	14	0	-100,00
TURKEY	0	98.876	100,00	0	162.570	--
UNITED ARAB EMIRATES	19.222	46.801	58,93	56.929	333.761	486,28
CYPRUS	35.999	56.493	36,28	272.132	384.177	41,17
EGYPT	27.961	510.558	94,52	160.714	2.917.064	1.715,07
REUNION	243.428	207.672	-17,22	1.598.286	1.568.998	-1,83
SOUTH AFRICA	0	12.623	100,00	0	53.333	--
MAURITIUS	67.040	76.772	12,68	405.353	497.854	22,82
AUSTRALIA	1.345.456	492.153	-173,38	6.308.033	3.445.748	-45,38
NEW ZEALAND	35.788	90.352	60,39	151.854	436.278	187,30
EAST TIMOR	0	392	100,00	0	1.110	--
UNITED STATES	37.570.169	36.279.398	-3,56	257.096.962	271.638.309	5,66
CANADA	369.218	351.802	-4,95	2.284.941	2.110.863	-7,62
BRAZIL	21.730	0	--	133.044	0	-100,00
PERU	0	16.634	100,00	0	88.716	--
TRINIDAD AND TOBAGO	1.057	0	--	4.390	0	-100,00
PUERTO RICO	163.680	641.324	74,48	1.088.007	3.604.542	231,30
DOMINICAN REPUBLIC	0	10.635	100,00	0	44.604	--
NETHERLANDS ANTILLES	4.045	17.990	77,52	41.406	137.851	232,93
UNITED KINGDOM	6.311.685	5.671.366	-11,29	42.154.763	35.757.887	-15,17
NETHERLANDS	794.241	673.063	-18,00	4.583.982	3.938.292	-14,09
FRANCE	789.306	565.119	-39,67	4.095.996	3.454.225	-15,67
GERMANY, FED. REP. OF	1.472.011	1.094.234	-34,52	7.849.711	7.512.906	-4,29
AUSTRIA	99	0	--	1.000	0	-100,00
BELGIUM	8.738.358	8.555.598	-2,14	53.288.988	52.704.196	-1,10
SWITZERLAND	105.694	112.029	5,65	748.348	811.555	8,45
DENMARK	241.051	204.242	-18,02	1.287.176	1.349.358	4,83
SWEDEN	92.146	155.755	40,84	714.773	1.339.524	87,41
ITALY	1.434.524	1.034.345	-38,69	5.734.175	4.035.971	-29,62
SPAIN	412.926	120.506	-242,66	2.138.432	870.011	-59,32
PORTUGAL	83.932	120.000	30,06	578.811	372.500	-35,64
GREECE	18.033	25.200	28,44	143.239	209.973	46,59
UKRAINE	0	8.901	100,00	0	90.891	--
LITHUANIA	0	42.030	100,00	0	345.121	--
LATVIA	56.596	86.468	34,55	269.644	493.746	83,11
ESTONIA	7.030	0	--	65.740	0	-100,00
GEORGIA	51.540	90.936	43,32	325.884	543.337	66,73
MALTA	6.901	0	--	31.747	0	-100,00
RUSSIA FEDERATION	48.606	167.683	71,01	392.112	1.293.568	229,90
TEH	33.178.566	37.600.434	11,76	38.893.236	49.828.425	28,12
JAPAN	94.726	224.290	57,77	388.937	372.122	-4,32

TABEL 5. PERKEMBANGAN EKSPOR INDONESIA MENURUT KOMODITI DAN NEGARA TUJUAN

JENIS BARANG	BERAT BERSIH (KG)		PERUB	NILAI FOB (US \$)		PERUB
	JAN-SEP 2006	JAN-SEP 2007	%	JAN-SEP 2006	JAN-SEP 2007	%
(1)	(2)	(3)	(4)	(5)	(6)	(7)
HONG KONG	3.505	2.603	-34,65	10.904	7.978	-26,83
KOREA, REPUBLIC OF	1.285	10.617	87,90	6.710	17.221	156,65
TAIWAN	316.792	155.746	-103,40	362.359	259.333	-28,43
CHINA	224.935	109.070	-106,23	184.625	99.978	-45,85
THAILAND	0	99	100,00	0	698	--
SINGAPORE	243.248	397.211	38,76	316.938	506.303	59,75
PHILIPPINES	168	74	-127,03	982	560	-42,97
MALAYSIA	4.240.738	4.476.222	5,26	4.176.880	5.089.384	21,85
VIET NAM	0	1	100,00	0	3	--
MALDIVES	99	0	--	61	0	-100,00
INDIA	569.560	883.656	35,55	538.248	970.422	80,29
PAKISTAN	4.052.400	5.804.312	30,18	5.899.662	9.661.737	63,77
SRI LANKA	252.796	297.191	14,94	297.529	395.645	32,98
AFGHANISTAN	396.738	358.793	-10,58	404.137	481.344	19,10
IRAN (ISLAMIC REPUBLIC OF)	180.229	66.000	-173,07	234.166	87.962	-62,44
SAUDI ARABIA	83.941	141.275	40,58	147.425	162.528	10,24
KUWAIT	0	11	100,00	0	10	--
JORDAN	34.600	18.480	-87,23	43.578	26.265	-39,73
TURKEY	0	31.600	100,00	0	40.865	--
UNITED ARAB EMIRATES	1.457.493	1.426.084	-2,20	1.237.066	1.508.087	21,91
EGYPT	64.000	421.920	84,83	76.800	534.347	595,76
KENYA	137.026	60.250	-127,43	66.262	36.749	-44,54
NIGERIA	48.400	48.400	0,00	73.065	72.820	-0,34
UGANDA	0	45	100,00	0	422	--
DJIBOUTI	85.200	123.900	31,23	50.694	73.494	44,98
SOUTH AFRICA	10.000	240.000	95,83	9.701	429.336	4.325,69
AUSTRALIA	303.975	140.658	-116,11	653.043	256.186	-60,77
NEW ZEALAND	468.818	451.299	-3,88	453.758	485.934	7,09
NORTHERN MARIANA ISLANDS	19	0	--	12	0	-100,00
FIJI	11.000	22.000	50,00	14.520	28.020	92,98
SAMOA	4.199	0	--	3.664	0	-100,00
EAST TIMOR	105	39.410	99,73	16	49.536	309.500,00
UNITED STATES	1.943.310	3.354.836	42,07	2.474.612	4.918.340	98,75
CANADA	155.537	304.408	48,91	141.745	401.034	182,93
GUATEMALA	21.200	21.200	0,00	19.907	26.203	31,63
SURINAME	0	180	100,00	0	88	--
CHILE	21.999	83.202	73,56	29.172	111.415	281,92
BRAZIL	0	11.000	100,00	0	12.540	--
UNITED KINGDOM	4.112.339	4.655.475	11,67	5.481.367	5.970.668	8,93
NETHERLANDS	1.784.876	1.672.105	-6,74	2.098.752	2.056.519	-2,01
GERMANY, FED. REP. OF	4.410.128	4.046.363	-8,99	4.518.361	4.672.968	3,42
SWITZERLAND	23.016	0	--	55.193	0	-100,00
SWEDEN	17	10.700	99,84	52	12.798	24.511,54
FINLAND	0	71.000	100,00	0	89.740	--
IRELAND	74.400	37.200	-100,00	96.968	50.620	-47,80
ITALY	37.000	25.017	-47,90	57.850	40.040	-30,79
SPAIN	7.000	7.003	0,04	10.290	12.706	23,48
POLAND	744.644	1.095.458	32,02	766.720	1.264.513	64,93
KAZAKHSTAN	25.025	0	--	32.038	0	-100,00
UKRAINE	676.308	713.697	5,24	741.076	932.661	25,85
LATVIA	61.837	70.617	12,43	95.094	101.307	6,53
RUSSIA FEDERATION	5.793.935	5.469.756	-5,93	6.622.297	7.498.976	13,24
-LADA HITAM	15.629.952	11.060.955	-41,31	23.353.474	29.056.642	24,42
JAPAN	142.738	208.936	31,68	297.425	683.189	129,70
HONG KONG	34.156	31.000	-10,18	51.047	84.560	65,65
KOREA, REPUBLIC OF	0	175.952	100,00	0	593.615	--
TAIWAN	153.600	198.450	22,60	230.280	409.400	77,78
SINGAPORE	1.424.357	584.645	-143,63	2.139.423	1.016.535	-52,49
PHILIPPINES	1.133	8.195	86,17	1.763	12.253	595,01
MALAYSIA	101.449	87.387	-16,09	143.968	203.486	41,34
VIET NAM	305.000	354.299	13,91	509.650	1.072.078	110,36
INDIA	1.322.003	699.533	-88,98	1.725.471	1.403.579	-18,66
PAKISTAN	9.571	29.881	67,97	10.589	74.261	601,30
KUWAIT	0	1.626	100,00	0	3.500	--
EGYPT	0	8.095	100,00	0	4.000	--
NIGER	60.000	40.000	-50,00	74.000	97.800	32,16
SOUTH AFRICA	15.000	50.938	70,55	28.390	113.975	301,46
AUSTRALIA	225.000	71.465	-214,84	429.290	225.857	-47,39
UNITED STATES	10.563.828	7.780.105	-35,78	15.603.331	20.662.562	32,42
CANADA	75.109	163.058	53,94	98.185	543.695	453,75
DOMINICA	4.113	0	--	6.651	0	-100,00
UNITED KINGDOM	976	0	--	2.391	0	-100,00
NETHERLANDS	433.078	150.705	-187,37	768.888	449.274	-41,57
FRANCE	75.070	100.950	25,64	126.811	305.833	141,17
GERMANY, FED. REP. OF	115.000	136.000	15,44	187.000	398.600	113,16
ITALY	30.000	0	--	80.610	0	-100,00
PORTUGAL	0	15.000	100,00	0	42.950	--

TABEL 5. PERKEMBANGAN EKSPOR INDONESIA MENURUT KOMODITI DAN NEGARA TUJUAN

JENIS BARANG	BERAT BERSIH (KG)		PERUB	NILAI FOB (US \$)		PERUB
	JAN-SEP 2006	JAN-SEP 2007	%	JAN-SEP 2006	JAN-SEP 2007	%
(1)	(2)	(3)	(4)	(5)	(6)	(7)
POLAND	30.000	0	--	94.550	0	-100,00
ROMANIA	8.000	0	--	1.000	0	-100,00
BULGARIA	28.771	0	--	28.120	0	-100,00
UKRAINE	185.000	0	--	215.780	0	-100,00
RUSSIA FEDERATION	287.000	164.735	-74,22	498.861	655.640	31,43
-LADA PUTIH	11.316.530	12.017.241	5,83	27.589.076	52.113.457	88,89
JAPAN	945.000	855.316	-10,49	1.691.282	3.723.968	120,19
HONG KONG	48.500	61.192	20,74	113.588	254.625	124,17
KOREA, REPUBLIC OF	0	57.392	100,00	0	231.610	--
TAIWAN	173.152	204.000	15,12	418.447	788.262	88,38
CHINA	72.000	17.000	-323,53	68.544	80.750	17,81
SINGAPORE	5.734.203	3.484.150	-64,58	14.745.380	15.253.439	3,45
PHILIPPINES	1	16.408	99,99	1	24.381	2.438.000,00
MALAYSIA	148.294	328.886	54,91	273.996	1.335.264	387,33
NEPAL	0	8.000	100,00	0	41.405	--
VIET NAM	0	357.724	100,00	0	1.572.614	--
INDIA	235.600	384.754	38,77	570.071	1.709.496	199,87
SAUDI ARABIA	0	17.000	100,00	0	84.150	--
KUWAIT	0	929	100,00	0	2.000	--
MOROCCO	0	4.845	100,00	0	9.765	--
NIGERIA	0	100	100,00	0	700	--
SOUTH AFRICA	0	49.000	100,00	0	170.550	--
AUSTRALIA	91.623	108.000	15,16	303.940	528.365	73,84
EAST TIMOR	0	4	100,00	0	8	--
UNITED STATES	1.393.612	2.188.999	36,34	3.404.334	9.859.820	189,63
CANADA	95	16.000	99,41	295	76.800	25.933,90
DOMINICAN REPUBLIC	0	16.999	100,00	0	53.300	--
UNITED KINGDOM	120.000	30.000	-300,00	263.550	138.575	-47,42
NETHERLANDS	682.000	1.817.539	62,48	1.563.711	7.674.336	390,78
FRANCE	51.000	17.000	-200,00	168.363	78.200	-53,55
GERMANY, FED. REP. OF	1.493.000	1.611.000	7,32	3.721.706	6.996.289	87,99
BELGIUM	75.000	255.000	70,59	158.175	947.180	498,82
ITALY	46.000	0	--	114.652	0	-100,00
SPAIN	0	47.000	100,00	0	228.980	--
PORTUGAL	0	22.004	100,00	0	53.600	--
POLAND	0	41.000	100,00	0	195.025	--
BULGARIA	7.450	0	--	9.041	0	-100,00
-KAYU MANIS DAN BUNGANYA	26.624.387	28.022.206	4,99	16.318.032	20.130.445	23,36
JAPAN	19.110	13.150	-45,32	26.352	17.074	-35,21
KOREA, REPUBLIC OF	44.580	60.418	26,21	42.806	58.390	36,41
TAIWAN	19.781	11.602	-70,50	18.759	9.318	-50,33
CHINA	72.028	55.350	-30,13	54.735	42.660	-22,06
THAILAND	1.078.418	1.325.097	18,62	677.004	943.339	39,34
SINGAPORE	1.001.030	710.463	-40,90	601.476	478.722	-20,41
PHILIPPINES	192	692	72,25	298	1.400	369,80
MALAYSIA	720.671	806.945	10,69	427.443	518.631	21,33
VIET NAM	1.316	36.887	96,43	653	22.698	3.375,96
MALDIVES	301	0	--	464	0	-100,00
INDIA	909.863	9.472.145	90,39	713.880	6.259.731	776,86
PAKISTAN	0	24.100	100,00	0	15.608	--
IRAN (ISLAMIC REPUBLIC OF)	0	64.000	100,00	0	49.600	--
SAUDI ARABIA	8.491	26.750	68,26	3.010	17.650	486,38
JORDAN	0	72.000	100,00	0	28.500	--
LEBANON	8.000	0	--	5.120	0	-100,00
YEMEN	0	4.970	100,00	0	3.728	--
SYRIA ARAB REPUBLIC	53.914	100.000	46,09	29.052	44.860	54,41
TURKEY	379.408	166.000	-128,56	155.895	84.661	-45,69
UNITED ARAB EMIRATES	382.576	784.359	51,22	177.902	369.456	107,67
EGYPT	11	200.726	99,99	5.500	119.563	2.073,87
LIBYAN ARAB JAMAHIRIYA	0	42.000	100,00	0	17.550	--
MOROCCO	288.100	61.000	-372,30	152.297	21.885	-85,63
TUNISIA	18.000	57.950	68,94	5.000	49.399	887,98
ALGERIA	168.670	342.401	50,74	109.933	201.256	83,07
REUNION	0	10.385	100,00	0	5.816	--
SOUTH AFRICA	20.000	82.999	75,90	13.275	52.595	296,20
MAURITIUS	30.799	23.150	-33,04	13.666	17.757	29,94
AUSTRALIA	61.480	3.536	-1.638,69	61.280	4.353	-92,90
NEW ZEALAND	0	76	100,00	0	844	--
EAST TIMOR	0	29.000	100,00	0	26.615	--
UNITED STATES	12.223.686	7.423.450	-64,66	7.975.670	6.573.096	-17,59
CANADA	520.602	352.947	-47,50	287.331	235.611	-18,00
MEXICO	148.999	104.000	-43,27	78.780	59.785	-24,11
PANAMA	11.000	0	--	8.019	0	-100,00
SURINAME	7.340	204	-3.498,04	2.630	1.200	-54,37
VENEZUELA	393.998	233.159	-68,98	204.799	129.655	-36,69
BRAZIL	1.087.010	790.185	-37,56	515.153	471.850	-8,41

TABEL 5. PERKEMBANGAN EKSPOR INDONESIA MENURUT KOMODITI DAN NEGARA TUJUAN

JENIS BARANG	BERAT BERSIH (KG)		PERUB	NILAI FOB (US \$)		PERUB
	JAN-SEP 2006	JAN-SEP 2007	%	JAN-SEP 2006	JAN-SEP 2007	%
(1)	(2)	(3)	(4)	(5)	(6)	(7)
PUERTO RICO	0	9.500	100,00	0	8.865	--
DOMINICAN REPUBLIC	845.100	616.888	-36,99	348.766	363.497	4,22
COSTA RICA	20.000	0	--	13.000	0	-100,00
DOMINICA	51.721	36.000	-43,67	11.213	6.480	-42,21
UNITED KINGDOM	66.000	43.100	-53,13	52.767	39.608	-24,94
NETHERLANDS	2.782.713	1.377.913	-101,95	1.481.751	988.478	-33,29
FRANCE	452.995	426.000	-6,34	291.290	356.352	22,34
GERMANY, FED. REP. OF	951.156	729.836	-30,32	708.103	561.484	-20,71
AUSTRIA	0	13	100,00	0	49	--
BELGIUM	406.813	153.106	-165,71	242.868	96.768	-60,16
DENMARK	48.010	80.000	39,99	25.934	40.650	56,74
NORWAY	27.000	27.000	0,00	14.870	23.487	57,95
SWEDEN	126.800	23.001	-451,28	58.119	12.194	-79,02
FINLAND	40.001	19.999	-100,02	21.058	12.353	-41,34
ITALY	74.768	101.788	26,55	70.151	111.723	59,26
SPAIN	163.910	123.800	-32,40	87.904	65.598	-25,38
PORTUGAL	213.997	165.224	-29,52	131.690	112.278	-14,74
GREECE	368.735	275.994	-33,60	243.441	202.482	-16,83
POLAND	183.000	149.300	-22,57	86.820	91.346	5,21
ROMANIA	29.000	35.726	18,83	16.835	17.139	1,81
BULGARIA	2.294	0	--	1.950	0	-100,00
RUSSIA FEDERATION	91.000	135.922	33,05	41.320	64.758	56,72
-BIJI PALA & BUNGANYA DAN KAPULA	16.269.800	14.556.552	-11,77	41.789.810	43.907.464	5,07
JAPAN	471.714	391.145	-20,60	3.172.322	3.080.610	-2,89
HONG KONG	141.758	26.913	-426,73	330.725	71.109	-78,50
KOREA, REPUBLIC OF	54.414	309.372	82,41	100.631	417.120	314,50
TAIWAN	46.404	4.944	-838,59	17.714	5.403	-69,50
CHINA	172.750	28.018	-516,57	95.014	10.372	-89,08
THAILAND	96.640	111.096	13,01	321.450	460.964	43,40
SINGAPORE	1.175.733	890.431	-32,04	4.808.061	3.920.032	-18,47
PHILIPPINES	8.340	51.552	83,82	13.022	115.142	784,21
MALAYSIA	772.573	790.578	2,28	1.500.879	1.867.937	24,46
MYANMAR (FORM. BURMA)	4.684	27.989	83,26	6.345	79.623	1.154,89
VIET NAM	6.268.959	5.516.636	-13,64	8.115.130	7.328.443	-9,69
INDIA	1.620.240	940.625	-72,25	4.729.416	3.157.760	-33,23
PAKISTAN	446.946	138.244	-223,30	974.693	609.632	-37,45
BANGLADESH	46.879	138.576	66,17	208.611	694.808	233,06
AFGHANISTAN	0	16.000	100,00	0	110.400	--
SAUDI ARABIA	41.922	51.212	18,14	17.746	28.917	62,95
KUWAIT	0	799	100,00	0	2.231	--
LEBANON	0	14.999	100,00	0	61.000	--
YEMEN	5.815	0	--	5.250	0	-100,00
UNITED ARAB EMIRATES	31.244	53.825	41,95	31.356	127.008	305,05
QATAR	0	585	100,00	0	654	--
MOROCCO	22.575	92.730	75,66	72.074	280.614	289,34
GHANA	15.000	45.000	66,67	56.150	235.000	318,52
NIGERIA	46.660	53.220	12,33	72.050	152.663	111,88
BENIN	46.000	54.246	15,20	24.178	15.150	-37,34
SOUTH AFRICA	86.045	69.000	-24,70	339.420	363.200	7,01
AUSTRALIA	134.485	87.050	-54,49	72.274	250.778	246,98
NEW ZEALAND	134	0	--	144	0	-100,00
UNITED STATES	980.078	664.236	-47,55	3.418.232	2.327.105	-31,92
CANADA	19.472	23.974	18,78	58.368	96.103	64,65
CHILE	28.999	0	--	130.600	0	-100,00
ARGENTINA	101.000	71.639	-40,98	272.519	187.164	-31,32
BRAZIL	70.297	24.000	-192,90	225.890	66.680	-70,48
DOMINICAN REPUBLIC	0	19.059	100,00	0	57.640	--
DOMINICA	22.124	0	--	35.858	0	-100,00
UNITED KINGDOM	7.695	4.765	-61,49	18.844	22.743	20,69
NETHERLANDS	1.789.361	1.707.587	-4,79	6.940.757	7.319.048	5,45
FRANCE	238.496	95.447	-149,87	814.039	514.925	-36,74
GERMANY, FED. REP. OF	494.698	568.596	13,00	2.108.235	2.805.433	33,07
AUSTRIA	0	90	100,00	0	333	--
BELGIUM	302.239	774.891	61,00	1.189.722	3.983.162	234,80
SWEDEN	2	0	--	5	0	-100,00
ITALY	195.150	404.408	51,74	831.254	2.246.080	170,20
SPAIN	84.999	130.009	34,62	182.135	400.644	119,97
PORTUGAL	28.799	15.000	-91,99	82.333	42.750	-48,08
POLAND	14.998	13.650	-9,88	48.800	47.434	-2,80
BULGARIA	37.580	0	--	62.569	0	-100,00
UKRAINE	0	13.500	100,00	0	40.712	--
RUSSIA FEDERATION	95.899	120.916	20,69	284.995	302.938	6,30
-PANILI	89.786	166.251	45,99	1.736.474	1.983.225	14,21
JAPAN	104	820	87,32	2.789	23.485	742,06
HONG KONG	470	142	-230,99	14.397	5.051	-64,92
TAIWAN	0	320	100,00	0	5.490	--

TABEL 5. PERKEMBANGAN EKSPOR INDONESIA MENURUT KOMODITI DAN NEGARA TUJUAN

JENIS BARANG	BERAT BERSIH (KG)		PERUB	NILAI FOB (US \$)		PERUB
	JAN-SEP 2006	JAN-SEP 2007	%	JAN-SEP 2006	JAN-SEP 2007	%
(1)	(2)	(3)	(4)	(5)	(6)	(7)
CHINA	750	635	-18,11	23.350	14.708	-37,01
SINGAPORE	444	120	-270,00	8.240	3.464	-57,96
MALAYSIA	6.897	6.541	-5,44	27.196	30.830	13,36
TURKEY	0	150	100,00	0	3.000	--
AUSTRALIA	932	436	-113,76	14.300	9.393	-34,31
NEW ZEALAND	215	0	--	4.252	0	-100,00
UNITED STATES	64.250	141.770	54,68	1.271.145	1.678.072	32,01
CANADA	6.548	4.473	-46,39	43.867	20.000	-54,41
BRAZIL	100	1.398	92,85	2.381	17.020	614,83
DOMINICA	570	520	-9,62	20.660	18.157	-12,12
UNITED KINGDOM	2.372	2.792	15,04	107.964	81.319	-24,68
NETHERLANDS	0	342	100,00	0	3.292	--
FRANCE	300	0	--	2.100	0	-100,00
GERMANY, FED. REP. OF	5.788	4.855	-19,22	192.123	57.973	-69,83
SWITZERLAND	46	785	94,14	1.710	5.923	246,37
SWEDEN	0	152	100,00	0	6.048	--
-LAINNYA	15.483.261	11.487.336	-34,79	26.450.934	19.323.360	-26,95
JAPAN	373.051	242.993	-53,52	837.681	309.120	-63,10
HONG KONG	138.068	52.699	-161,99	293.245	183.226	-37,52
KOREA, REPUBLIC OF	307.619	83.174	-269,85	289.625	88.643	-69,39
TAIWAN	95.332	82.094	-16,13	41.669	164.726	295,32
CHINA	547.234	87.367	-526,36	671.900	106.096	-84,21
THAILAND	20.636	39.528	47,79	66.593	161.378	142,33
SINGAPORE	3.901.555	1.982.372	-96,81	6.545.623	3.259.611	-50,20
PHILIPPINES	34	742	95,42	164	1.527	831,10
MALAYSIA	1.685.332	1.126.370	-49,63	1.024.178	1.053.016	2,82
MYANMAR (FORM. BURMA)	0	7.490	100,00	0	1.397	--
BRUNEI DARUSSALAM	633	12.252	94,83	6.593	270.503	4.002,88
NEPAL	143.790	40.500	-255,04	277.240	64.448	-76,75
VIET NAM	1.206.286	1.384.935	12,90	925.748	1.496.967	61,70
INDIA	4.012.371	2.371.524	-69,19	9.731.923	3.442.297	-64,63
PAKISTAN	407.631	193.210	-110,98	518.884	464.889	-10,41
BANGLADESH	249.600	613.613	59,32	365.190	577.841	58,23
SAUDI ARABIA	652.189	1.291.938	49,52	1.944.480	3.229.006	66,06
KUWAIT	28	24.461	99,89	18	69.053	383.527,78
JORDAN	0	20.000	100,00	0	4.600	--
LEBANON	18.000	8.500	-111,76	3.906	2.508	-35,79
YEMEN	43.295	48.048	9,89	94.602	113.490	19,97
SYRIA ARAB REPUBLIC	105.036	57.899	-81,41	21.795	32.285	48,13
TURKEY	24.664	11.500	-114,47	63.004	39.836	-36,77
UNITED ARAB EMIRATES	405.730	340.081	-19,30	564.159	308.780	-45,27
QATAR	0	2.872	100,00	0	2.732	--
BAHRAIN	0	1.260	100,00	0	393	--
EGYPT	288.662	205.399	-40,54	200.745	90.570	-54,88
MOROCCO	0	14.000	100,00	0	12.350	--
NIGERIA	0	26.190	100,00	0	40.410	--
BENIN	36.000	48.000	25,00	20.412	31.800	55,79
SOUTH AFRICA	36.525	9.890	-269,31	62.802	5.716	-90,90
AUSTRALIA	66.947	102.606	34,75	187.919	334.024	77,75
NEW ZEALAND	5.593	5.520	-1,32	27.063	32.400	19,72
EAST TIMOR	417	0	--	225	0	-100,00
UNITED STATES	232.659	532.466	56,31	695.802	2.046.990	194,19
CANADA	25.687	9.098	-182,34	41.943	6.257	-85,08
MEXICO	18.345	26.050	29,58	5.488	6.926	26,20
PANAMA	1.337	0	--	7.636	0	-100,00
CHILE	1.000	0	--	11.900	0	-100,00
ARGENTINA	0	430	100,00	0	919	--
BRAZIL	9.035	35.482	74,54	42.806	204.957	378,80
COSTA RICA	0	9.471	100,00	0	9.750	--
UNITED KINGDOM	37.974	4.733	-702,32	179.925	22.594	-87,44
NETHERLANDS	287.571	168.971	-70,19	575.994	476.164	-17,33
FRANCE	16.791	50.391	66,68	23.602	360.093	1.425,69
GERMANY, FED. REP. OF	8.800	67.330	86,93	8.220	170.854	1.978,52
AUSTRIA	0	363	100,00	0	847	--
BELGIUM	41.889	30.200	-38,71	31.365	8.200	-73,86
SWEDEN	4	2	-100,00	13	7	-46,15
ITALY	2.052	108	-1.800,00	3.139	315	-89,96
SPAIN	8.000	7.079	-13,01	3.165	4.469	41,20
PORTUGAL	1.329	0	--	4.319	0	-100,00
GREECE	0	2	100,00	0	5	--
POLAND	200	0	--	4.776	0	-100,00
BULGARIA	2.380	0	--	2.890	0	-100,00
UKRAINE	15.950	6.000	-165,83	20.565	8.086	-60,68
RUSSIA FEDERATION	0	133	100,00	0	289	--
TEBKAU	24.187.272	18.814.505	-28,56	47.099.166	40.472.716	-14,07
JAPAN	54.080	90.447	40,21	106.450	187.142	75,80

TABEL 5. PERKEMBANGAN EKSPOR INDONESIA MENURUT KOMODITI DAN NEGARA TUJUAN

JENIS BARANG	BERAT BERSIH (KG)		PERUB	NILAI FOB (US \$)		PERUB
	JAN-SEP 2006	JAN-SEP 2007	%	JAN-SEP 2006	JAN-SEP 2007	%
(1)	(2)	(3)	(4)	(5)	(6)	(7)
HONG KONG	38.400	0	--	158.096	0	-100,00
KOREA, REPUBLIC OF	141	0	--	13.730	0	-100,00
CHINA	69.821	158.060	55,83	372.405	673.280	80,79
SINGAPORE	288.758	94.142	-206,73	177.876	114.371	-35,70
PHILIPPINES	728.571	898.962	18,95	533.655	1.038.108	94,53
MALAYSIA	374.500	737.152	49,20	464.242	675.357	45,48
VIET NAM	174.321	784.576	77,78	102.209	827.424	709,54
PAKISTAN	0	403	100,00	0	705	--
SRI LANKA	211.941	328.759	35,53	2.935.043	4.481.930	52,70
UNITED ARAB EMIRATES	79.200	0	--	86.180	0	-100,00
EGYPT	1.190.321	352.711	-237,48	1.031.052	376.468	-63,49
TUNISIA	0	175.000	100,00	0	151.399	--
ALGERIA	300.000	100.058	-199,83	285.000	168.030	-41,04
COTE D'IVOIRE	9.000	0	--	6.363	0	-100,00
SOUTH AFRICA	100.000	60.000	-66,67	62.000	40.000	-35,48
AUSTRALIA	118.800	13.440	-783,93	154.440	8.736	-94,34
UNITED STATES	4.169.659	2.713.688	-53,65	4.459.316	3.897.234	-12,60
HONDURAS	55.926	41.704	-34,10	167.771	289.770	72,72
NICARAGUA	162.113	36.090	-349,19	462.359	82.063	-82,25
ARGENTINA	2.160	200	-980,00	2.484	1.817	-26,85
BRAZIL	203	0	--	670	0	-100,00
URUGUAY	0	600	100,00	0	630	--
PARAGUAY	200.000	160.000	-25,00	136.000	132.000	-2,94
PUERTO RICO	701.990	593.995	-18,18	760.488	1.024.149	34,67
DOMINICAN REPUBLIC	234.851	105.540	-122,52	1.819.512	840.553	-53,80
UNITED KINGDOM	430.380	289.440	-48,69	644.599	197.269	-69,40
NETHERLANDS	1.366.951	1.169.279	-16,91	2.147.071	2.740.474	27,64
FRANCE	1.491.657	669.900	-122,67	1.258.075	966.724	-23,16
GERMANY, FED. REP. OF	1.072.040	1.891.099	43,31	9.205.362	8.612.644	-6,44
BELGIUM	3.765.437	2.417.302	-55,77	7.735.372	7.439.295	-3,83
SWITZERLAND	108.396	15.876	-582,77	376.375	82.783	-78,01
DENMARK	144.869	84.218	-72,02	531.543	447.232	-15,86
NORWAY	57.661	59.539	3,15	107.827	179.213	66,20
IRELAND	158.400	176.219	10,11	287.100	433.224	50,90
ITALY	0	165.317	100,00	0	341.945	--
SPAIN	561.038	293.184	-91,36	7.549.504	1.318.571	-82,53
PORTUGAL	500	500	0,00	3.313	4.180	26,17
GREECE	440	0	--	110	0	-100,00
POLAND	39.837	37.272	-6,88	36.077	55.216	53,05
KAZAKHSTAN	79.200	19.875	-298,49	177.804	16.298	-90,83
UKRAINE	673.196	307.847	-118,68	268.416	211.040	-21,38
LATVIA	80.000	208.075	61,55	80.000	50.111	-37,36
MALTA	10.000	0	--	11.000	0	-100,00
RUSSIA FEDERATION	4.882.514	3.564.036	-36,99	2.382.277	2.365.331	-0,71
BIJI COKLAT	372.385.339	296.748.317	-25,49	462.410.729	469.535.211	1,54
JAPAN	210.063	448.500	53,16	390.364	899.242	130,36
TAIWAN	0	20.010	100,00	0	1.921	--
CHINA	13.299.933	13.808.112	3,68	16.881.642	21.739.230	28,77
THAILAND	5.321.466	5.090.490	-4,54	6.572.554	5.704.500	-13,21
SINGAPORE	30.866.605	32.008.915	3,57	40.864.948	52.768.391	29,13
PHILIPPINES	0	107.960	100,00	0	5.200	--
MALAYSIA	145.478.134	147.547.745	1,40	174.947.269	231.524.966	32,34
INDIA	140.000	29.000	-382,76	179.980	16.030	-91,09
PAKISTAN	56.928	0	--	7.768	0	-100,00
SRI LANKA	195.000	0	--	293.175	0	-100,00
SAUDI ARABIA	0	28.000	100,00	0	25.050	--
UNITED ARAB EMIRATES	0	15.000	100,00	0	28.900	--
BAHRAIN	8	0	--	400	0	-100,00
EGYPT	0	90.000	100,00	0	61.950	--
MAURITIUS	200.000	0	--	262.277	0	-100,00
AUSTRALIA	100	9.000	98,89	699	97.099	13.791,13
UNITED STATES	113.086.672	41.808.507	-170,49	138.513.599	61.769.674	-55,41
CANADA	11.250.000	1.000.000	-1.025,00	14.570.759	1.839.902	-87,37
MEXICO	0	4.000.000	100,00	0	7.363.500	--
BRAZIL	36.999.339	33.487.440	-10,49	48.111.987	59.353.459	23,37
COLOMBIA	2.499.540	11.750.000	78,73	3.239.388	16.885.500	421,26
PERU	0	1.500.000	100,00	0	2.143.700	--
NETHERLANDS ANTILLES	100.000	12.500	-700,00	136.000	43.400	-68,09
NETHERLANDS	1.887.416	580.814	-224,96	2.553.438	1.114.362	-56,36
FRANCE	0	8	100,00	0	15	--
GERMANY, FED. REP. OF	8.248.849	402.991	-1.946,91	10.850.150	665.163	-93,87
BELGIUM	2.362.358	2.290.755	-3,13	3.828.567	4.416.881	15,37
SWEDEN	28	9	-211,11	86	221	156,98
ITALY	0	62.449	100,00	0	107.354	--
SPAIN	0	450.112	100,00	0	625.101	--
POLAND	150.000	200.000	25,00	190.700	334.500	75,41
UKRAINE	32.700	0	--	13.080	0	-100,00

TABEL 5. PERKEMBANGAN EKSPOR INDONESIA MENURUT KOMODITI DAN NEGARA TUJUAN

JENIS BARANG	BERAT BERSIH (KG)		PERUB	NILAI FOB (US \$)		PERUB
	JAN-SEP 2006	JAN-SEP 2007	%	JAN-SEP 2006	JAN-SEP 2007	%
(1)	(2)	(3)	(4)	(5)	(6)	(7)
CZECH REPUBLIC	200	0	--	1.899	0	-100,00
-IKAN TONGKOL/TUNA	32.557.573	43.639.930	25,39	91.606.271	100.230.851	9,41
JAPAN	16.814.750	12.463.438	-34,91	57.725.031	46.368.740	-19,67
HONG KONG	896.045	2.952.139	69,65	1.545.920	3.086.681	99,67
KOREA, DEMOCRATIC PEOPLE'S REPL	1.067	0	--	5.335	0	-100,00
KOREA, REPUBLIC OF	347.569	782.685	55,59	394.453	2.415.060	512,26
TAIWAN	479.402	1.382.932	65,33	473.206	1.139.013	140,70
CHINA	681.280	2.550.731	73,29	655.445	1.235.542	88,50
MACAU	0	99	100,00	0	451	--
THAILAND	2.646.169	9.742.846	72,84	2.363.497	9.827.337	315,80
SINGAPORE	2.489.923	2.422.435	-2,79	6.513.245	4.819.063	-26,01
PHILIPPINES	608.480	1.505.818	59,59	309.841	588.841	90,05
MALAYSIA	202.688	471.229	56,99	142.863	608.417	325,87
BRUNEI DARUSSALAM	0	25	100,00	0	25	--
VIET NAM	720.492	1.150.447	37,37	1.053.970	2.176.634	106,52
INDIA	25.452	0	--	19.357	0	-100,00
PAKISTAN	78.000	0	--	62.400	0	-100,00
SRI LANKA	51.540	88.428	41,72	47.520	182.745	284,56
IRAN (ISLAMIC REPUBLIC OF)	0	27.825	100,00	0	27.825	--
SAUDI ARABIA	0	800	100,00	0	8.275	--
KUWAIT	0	78.547	100,00	0	91.283	--
JORDAN	2.704	26.197	89,68	14.096	33.657	138,77
LEBANON	49.159	2.312	-2.026,25	46.849	22.651	-51,65
UNITED ARAB EMIRATES	47.602	39.409	-20,79	48.547	95.734	97,20
EGYPT	18.419	147.720	87,53	47.492	183.043	285,42
MOROCCO	0	201	100,00	0	201	--
KENYA	0	108	100,00	0	129.600	--
REUNION	12.000	0	--	55.800	0	-100,00
GHANA	0	46.998	100,00	0	56.560	--
SENEGAL	0	135.000	100,00	0	127.690	--
BENIN	0	26.530	100,00	0	248.880	--
SOUTH AFRICA	0	174.997	100,00	0	186.898	--
MAURITIUS	40.269	200.600	79,93	74.906	230.820	208,15
AUSTRALIA	171.216	53.819	-218,13	786.766	285.961	-63,65
NEW ZEALAND	0	8.500	100,00	0	29.750	--
EAST TIMOR	0	57.365	100,00	0	57.365	--
UNITED STATES	3.187.076	4.510.545	29,34	11.245.758	19.867.497	76,67
CANADA	2.568	32.732	92,15	16.002	355.909	2.124,15
MEXICO	255.924	287.600	11,01	613.220	2.204.593	259,51
PANAMA	270.000	378.000	28,57	228.380	333.610	46,08
URUGUAY	0	192.752	100,00	0	32.768	--
TRINIDAD AND TOBAGO	270.000	612.000	55,88	239.720	565.490	135,90
PUERTO RICO	20.244	0	--	90.071	0	-100,00
UNITED KINGDOM	402.538	154.572	-160,42	418.480	498.822	19,20
NETHERLANDS	1.116.467	488.283	-128,65	4.468.462	311.670	-93,03
FRANCE	76.316	0	--	286.927	0	-100,00
GERMANY, FED. REP. OF	78.481	33.358	-135,27	167.812	277.826	65,56
AUSTRIA	0	11.280	100,00	0	12.120	--
BELGIUM	364.206	146.701	-148,26	996.186	410.103	-58,83
SWITZERLAND	1	1.450	99,93	1	5.800	579.900,00
MONACO	0	17.195	100,00	0	70.752	--
DENMARK	17.839	20.013	10,86	13.423	25.463	89,70
FINLAND	0	8.129	100,00	0	97.884	--
ITALY	35.999	30.686	-17,31	203.376	77.227	-62,03
SPAIN	44.541	10.433	-326,92	176.951	81.467	-53,96
POLAND	0	48.000	100,00	0	339.950	--
YUGOSLAVIA	22.880	0	--	29.744	0	-100,00
RUSSIA FEDERATION	8.267	116.021	92,87	25.219	397.158	1.474,84
-UBUR-UBUR	2.397.030	3.979.434	39,76	5.141.235	8.248.634	60,44
JAPAN	303.241	580.956	47,80	1.382.428	2.075.494	50,13
HONG KONG	55.994	143.949	61,10	177.937	362.012	103,45
KOREA, REPUBLIC OF	551.944	568.947	2,99	893.544	1.077.267	20,56
TAIWAN	93.792	158.078	40,67	186.004	262.393	41,07
CHINA	491.769	474.527	-3,63	444.885	255.142	-42,65
MACAU	0	310	100,00	0	1.193	--
THAILAND	0	2.623	100,00	0	7.813	--
SINGAPORE	39.333	56.736	30,67	69.014	181.724	163,31
PHILIPPINES	0	375	100,00	0	1.135	--
MALAYSIA	14.661	27.966	47,58	20.696	83.927	305,52
VIET NAM	68.028	17.700	-284,34	210.053	45.582	-78,30
MALDIVES	0	230	100,00	0	995	--
INDIA	0	500	100,00	0	1.156	--
PAKISTAN	0	7.500	100,00	0	15.320	--
IRAN (ISLAMIC REPUBLIC OF)	0	1.890	100,00	0	8.090	--
SAUDI ARABIA	0	710	100,00	0	6.604	--
KUWAIT	0	3.527	100,00	0	5.560	--

TABEL 5. PERKEMBANGAN EKSPOR INDONESIA MENURUT KOMODITI DAN NEGARA TUJUAN

JENIS BARANG	BERAT BERSIH (KG)		PERUB	NILAI FOB (US \$)		PERUB
	JAN-SEP 2006	JAN-SEP 2007	%	JAN-SEP 2006	JAN-SEP 2007	%
(1)	(2)	(3)	(4)	(5)	(6)	(7)
JORDAN	0	839	100,00	0	1.788	--
LEBANON	0	121	100,00	0	800	--
TURKEY	0	2.037	100,00	0	6.797	--
UNITED ARAB EMIRATES	0	2.007	100,00	0	3.485	--
EGYPT	0	18	100,00	0	151	--
SOUTH AFRICA	108.913	125.020	12,88	283.979	363.544	28,02
MAURITIUS	0	309	100,00	0	1.978	--
AUSTRALIA	6.600	5.170	-27,66	22.401	18.947	-15,42
NEW ZEALAND	99	1.153	91,41	225	2.412	972,00
EAST TIMOR	0	2.890	100,00	0	6.553	--
UNITED STATES	265.282	772.969	65,68	644.830	1.473.205	128,46
CANADA	311.644	430.056	27,53	634.992	922.536	45,28
VENEZUELA	0	45	100,00	0	47	--
BRAZIL	580	0	--	594	0	-100,00
PERU	0	154	100,00	0	300	--
PUERTO RICO	2	0	--	51	0	-100,00
UNITED KINGDOM	3.852	102.212	96,23	4.302	132.477	2.979,43
NETHERLANDS	1.338	90.647	98,52	2.566	321.817	12.441,58
FRANCE	16.419	86.778	81,08	34.110	97.895	187,00
GERMANY, FED. REP. OF	13.305	131.017	89,84	17.445	240.001	1.275,76
AUSTRIA	33	4.171	99,21	150	10.950	7.200,00
BELGIUM	14.447	15.293	5,53	41.920	44.249	5,56
SWITZERLAND	18.391	13.191	-39,42	55.865	18.362	-67,13
DENMARK	1.601	6.119	73,84	1.133	4.490	296,29
NORWAY	0	1.840	100,00	0	5.283	--
SWEDEN	199	6.410	96,90	800	8.127	915,88
FINLAND	0	847	100,00	0	1.040	--
IRELAND	0	34	100,00	0	124	--
ITALY	14.012	73.903	81,04	8.453	84.436	898,89
SPAIN	114	12.897	99,12	368	14.341	3.797,01
PORTUGAL	0	3.181	100,00	0	3.871	--
GREECE	159	2.088	92,39	170	5.447	3.104,12
HUNGARY	0	3.446	100,00	0	4.953	--
POLAND	32	4.251	99,25	125	6.464	5.071,20
ROMANIA	0	849	100,00	0	2.158	--
UKRAINE	0	1.797	100,00	0	2.419	--
LITHUANIA	0	2.588	100,00	0	4.506	--
ESTONIA	0	285	100,00	0	563	--
CROATIA	0	1.007	100,00	0	1.335	--
CZECH REPUBLIC	796	3.820	79,16	1.570	10.443	565,16
RUSSIA FEDERATION	450	21.451	97,90	625	28.933	4.529,28
-KEPITING, KERANG-KERANGAN	32.336.589	42.839.665	24,52	98.072.779	111.125.751	13,31
JAPAN	815.997	904.038	9,74	2.552.439	2.684.258	5,16
HONG KONG	2.265.674	4.324.762	47,61	5.162.341	7.832.755	51,73
KOREA, REPUBLIC OF	1.359.011	2.578.935	47,30	2.265.478	4.596.298	102,88
TAIWAN	933.462	669.152	-39,50	1.419.665	812.676	-42,76
CHINA	5.292.356	8.648.487	38,81	2.706.210	4.924.060	81,95
THAILAND	5.346.213	4.400.336	-21,50	2.064.669	4.641.936	124,83
SINGAPORE	2.344.515	3.558.760	34,12	4.515.111	5.044.830	11,73
PHILIPPINES	55.002	1.654	-3.225,39	21.535	24.625	14,35
MALAYSIA	1.829.978	2.187.845	16,36	2.301.958	3.106.845	34,97
MYANMAR (FORM. BURMA)	420	0	--	840	0	-100,00
VIET NAM	746.916	1.039.096	28,12	940.864	1.158.500	23,13
INDIA	59.600	637.945	90,66	116.565	1.331.314	1.042,12
SRI LANKA	24.800	0	--	15.273	0	-100,00
IRAN (ISLAMIC REPUBLIC OF)	26.290	0	--	24.975	0	-100,00
SAUDI ARABIA	77	0	--	183	0	-100,00
LEBANON	1.227	0	--	953	0	-100,00
TURKEY	0	44.713	100,00	0	114.894	--
UNITED ARAB EMIRATES	26	0	--	190	0	-100,00
QATAR	0	1.000	100,00	0	8.551	--
CYPRUS	21.037	32.561	35,39	57.558	92.320	60,39
EGYPT	22.589	199.434	88,67	60.047	248.494	313,83
SUDAN	0	440	100,00	0	880	--
MADAGASCAR	12.000	0	--	60.499	0	-100,00
SENEGAL	0	78.543	100,00	0	214.610	--
SOUTH AFRICA	52.550	0	--	65.310	0	-100,00
MAURITIUS	0	51.000	100,00	0	15.600	--
AUSTRALIA	129.100	348.645	62,97	734.519	986.441	34,30
UNITED STATES	6.346.454	6.696.148	5,22	61.003.326	55.980.711	-8,23
CANADA	292.051	311.055	6,11	1.028.221	1.251.273	21,69
MEXICO	22.554	102.332	77,96	64.450	301.501	367,81
PANAMA	69.314	103.033	32,73	176.360	260.696	47,82
VENEZUELA	0	196	100,00	0	72	--
ARGENTINA	20.471	0	--	56.981	0	-100,00
BRAZIL	85	0	--	60	0	-100,00
PUERTO RICO	182.888	338.375	45,95	514.607	1.169.865	127,33

TABEL 5. PERKEMBANGAN EKSPOR INDONESIA MENURUT KOMODITI DAN NEGARA TUJUAN

JENIS BARANG	BERAT BERSIH (KG)		PERUB	NILAI FOB (US \$)		PERUB
	JAN-SEP 2006	JAN-SEP 2007	%	JAN-SEP 2006	JAN-SEP 2007	%
(1)	(2)	(3)	(4)	(5)	(6)	(7)
DOMINICAN REPUBLIC	2.630	4.362	39,71	9.660	18.300	89,44
MARTINIQUE	2.774	13.074	78,78	8.890	54.978	518,43
UNITED KINGDOM	48.168	7.527	-539,94	262.503	8.382	-96,81
NETHERLANDS	185.068	288.117	35,77	1.225.724	1.704.896	39,09
FRANCE	37.810	144.205	73,78	64.708	388.119	499,80
GERMANY, FED. REP. OF	150.114	36.642	-309,68	340.063	109.830	-67,70
AUSTRIA	100	500	80,00	300	1.200	300,00
BELGIUM	156.328	75.773	-106,31	462.409	214.584	-53,59
SWITZERLAND	1.150	0	--	408	0	-100,00
DENMARK	6.608	7.794	15,22	27.392	26.986	-1,48
NORWAY	90	699	87,12	225	339	50,67
SWEDEN	0	814	100,00	0	1.628	--
ITALY	2.460.014	3.860.994	36,29	5.175.885	8.966.535	73,24
SPAIN	690.969	536.363	-28,82	1.715.724	1.220.580	-28,86
PORTUGAL	249.729	331.567	24,68	646.821	866.228	33,92
GREECE	19.997	45.570	56,12	67.680	120.084	77,43
UKRAINE	0	24.960	100,00	0	9.984	--
LATVIA	3.304	4.227	21,84	15.615	17.855	14,35
ESTONIA	0	17.707	100,00	0	146.651	--
CROATIA	49.079	100.028	50,93	117.585	311.092	164,57
MALTA	0	18.167	100,00	0	51.754	--
SOUTH GEORGIA AND THE SOUTH SA	0	362	100,00	0	724	--
RUSSIA FEDERATION	0	61.728	100,00	0	81.017	--
-BEKICOT	2.107.461	2.618.698	19,52	3.664.173	3.910.740	6,73
JAPAN	233	14.240	98,36	593	43.700	7.269,31
HONG KONG	128.642	218.929	41,24	245.189	538.633	119,68
KOREA, REPUBLIC OF	36.099	62.025	41,80	92.088	166.795	81,13
TAIWAN	1.048.994	876.191	-19,72	1.274.095	1.045.931	-17,91
CHINA	67.030	250.135	73,20	84.548	104.595	23,71
THAILAND	612	0	--	1.674	0	-100,00
SINGAPORE	94.204	447.622	78,95	244.207	394.763	61,65
MALAYSIA	30.029	78.372	61,68	23.629	50.800	114,99
SOUTH AFRICA	139.054	104.686	-32,83	341.033	245.201	-28,10
AUSTRALIA	0	8.579	100,00	0	16.781	--
UNITED STATES	32.160	85.966	62,59	84.575	153.814	81,87
CANADA	178.545	231.225	22,78	418.525	524.790	25,39
MEXICO	11.423	0	--	27.860	0	-100,00
UNITED KINGDOM	905	0	--	2.007	0	-100,00
FRANCE	271.827	140.992	-92,80	677.383	459.049	-32,23
GERMANY, FED. REP. OF	7.295	21.339	65,81	14.955	58.988	294,44
BELGIUM	59.997	59.997	0,00	130.900	94.900	-27,50
DENMARK	0	18.400	100,00	0	12.000	--
NORWAY	42	0	--	143	0	-100,00
SWEDEN	51	0	--	95	0	-100,00
PORTUGAL	56	0	--	104	0	-100,00
GREECE	6	0	--	16	0	-100,00
HUNGARY	53	0	--	114	0	-100,00
POLAND	104	0	--	222	0	-100,00
LITHUANIA	12	0	--	38	0	-100,00
RUSSIA FEDERATION	88	0	--	180	0	-100,00
-IKAN LAINNYA	342.399.413	185.501.415	-84,58	166.461.788	187.751.068	12,79
JAPAN	4.591.602	8.601.367	46,62	14.768.574	33.997.669	130,20
HONG KONG	7.114.580	10.807.293	34,17	16.829.749	24.970.728	48,37
KOREA, REPUBLIC OF	7.283.193	7.234.090	-0,68	9.168.807	14.754.716	60,92
TAIWAN	18.299.273	15.954.899	-14,69	13.335.937	9.894.352	-25,81
CHINA	46.011.631	11.639.991	-295,29	14.199.689	6.809.576	-52,04
MACAU	180	390	53,85	5.250	4.895	-6,76
PAPUA NEW GUINEA	0	20.000	100,00	0	5.000	--
THAILAND	192.496.241	57.405.352	-235,33	27.105.664	16.853.443	-37,82
SINGAPORE	29.875.368	27.624.914	-8,15	26.074.228	28.427.792	9,03
PHILIPPINES	4.621.884	8.431.937	45,19	2.098.720	2.840.284	35,33
MALAYSIA	18.656.095	22.426.610	16,81	14.664.295	18.411.839	25,56
CAMBODIA	80	0	--	500	0	-100,00
BRUNEI DARUSSALAM	0	2.773	100,00	0	11.016	--
VIET NAM	1.864.805	4.484.540	58,42	2.379.434	4.936.554	107,47
INDIA	0	107.921	100,00	0	70.540	--
SRI LANKA	227.960	637.836	64,26	175.376	710.973	305,40
IRAN (ISLAMIC REPUBLIC OF)	360	225	-60,00	414	2.485	500,24
SAUDI ARABIA	28.408	79.566	64,30	57.900	112.700	94,65
KUWAIT	1.961	2.904	32,47	3.047	5.092	67,12
JORDAN	6.743	13.394	49,66	51.690	21.987	-57,46
LEBANON	324.816	165.912	-95,78	258.852	161.519	-37,60
YEMEN	15	293	94,88	1.508	388	-74,27
OMAN	16.000	104.000	84,62	14.500	89.990	520,62
SYRIA ARAB REPUBLIC	6.387	9.602	33,48	25.574	12.818	-49,88
TURKEY	12.658	541	-2.239,74	17.777	1.894	-89,35

TABEL 5. PERKEMBANGAN EKSPOR INDONESIA MENURUT KOMODITI DAN NEGARA TUJUAN

JENIS BARANG	BERAT BERSIH (KG)		PERUB	NILAI FOB (US \$)		PERUB
	JAN-SEP 2006	JAN-SEP 2007	%	JAN-SEP 2006	JAN-SEP 2007	%
(1)	(2)	(3)	(4)	(5)	(6)	(7)
UNITED ARAB EMIRATES	51.375	303.169	83,05	39.948	461.643	1.055,61
QATAR	0	300	100,00	0	4.375	--
BAHRAIN	1.421	36.329	96,09	4.681	79.452	1.597,33
CYPRUS	4.880	902	-441,02	17.427	6.612	-62,06
EGYPT	10.781	264.897	95,93	30.118	211.585	602,52
MOROCCO	0	62	100,00	0	862	--
ALGERIA	25.497	25.389	-0,43	29.066	41.723	43,55
KENYA	26.500	0	--	7.950	0	-100,00
REUNION	48.000	72.072	33,40	231.600	350.952	51,53
MOZAMBIQUE	0	204.112	100,00	0	247.260	--
GHANA	178.000	285.500	37,65	140.700	255.178	81,36
CONGO	0	16.188	100,00	0	18.175	--
SENEGAL	0	54.000	100,00	0	53.020	--
SEYCHELLES	12.506	0	--	7.086	0	-100,00
SAINT HELENA	2.000	0	--	920	0	-100,00
SOUTH AFRICA	39.916	292.589	86,36	37.603	336.784	795,63
MAURITIUS	91.500	281.097	67,45	74.139	347.201	368,31
RWANDA	1.200	0	--	3.000	0	-100,00
AUSTRALIA	1.637.023	1.585.618	-3,24	2.322.779	3.170.601	36,50
NEW ZEALAND	11.404	41.689	72,65	62.761	34.970	-44,28
GUAM	0	50.999	100,00	0	66.790	--
FIJI	55.000	14.000	-292,86	56.220	12.600	-77,59
SAMOA	17.340	368.134	95,29	16.660	381.609	2.190,57
EAST TIMOR	109	254	57,09	2.676	1.978	-26,08
UNITED STATES	3.587.761	2.733.656	-31,24	11.965.350	10.174.327	-14,97
CANADA	84.856	63.889	-32,82	336.641	248.513	-26,18
MEXICO	1.850	106.579	98,26	9.385	143.151	1.425,32
GUATEMALA	16.646	0	--	19.094	0	-100,00
PANAMA	864.000	248.180	-248,13	721.230	302.372	-58,08
SURINAME	273	0	--	744	0	-100,00
VENEZUELA	0	519	100,00	0	2.054	--
ARGENTINA	87	37.974	99,77	1.200	215.710	17.875,83
BRAZIL	1.448	3.012	51,93	2.608	1.622	-37,81
URUGUAY	0	236.628	100,00	0	194.633	--
PARAGUAY	0	315	100,00	0	1.050	--
PERU	53.030	1.087	-4.778,56	50.545	3.845	-92,39
TRINIDAD AND TOBAGO	110.713	162.000	31,66	105.306	123.150	16,94
PUERTO RICO	83.170	255.407	67,44	259.961	1.153.318	343,65
DOMINICAN REPUBLIC	75.426	105.775	28,69	226.413	411.187	81,61
CAYMAN ISLANDS	1.320	0	--	1.016	0	-100,00
FRENCH POLYNESIA	15.000	0	--	10.750	0	-100,00
MARTINIQUE	17.306	44.643	61,23	49.767	114.742	130,56
NETHERLANDS ANTILLES	11.774	0	--	120.728	0	-100,00
UNITED KINGDOM	638.387	228.398	-179,51	1.178.849	641.678	-45,57
NETHERLANDS	251.731	178.352	-41,14	748.246	323.371	-56,78
FRANCE	89.395	224.026	60,10	329.438	584.865	77,53
GERMANY, FED. REP. OF	106.354	69.027	-54,08	464.579	403.966	-13,05
AUSTRIA	5.553	5.784	3,99	36.032	30.049	-16,60
BELGIUM	365.039	99.687	-266,19	1.016.396	366.810	-63,91
SWITZERLAND	1.061.283	5.021	-21.036,89	98.652	23.290	-76,39
DENMARK	20.033	12.221	-63,92	85.687	35.717	-58,32
NORWAY	1.955	1.436	-36,14	8.812	4.285	-51,37
SWEDEN	4.023	7.022	42,71	58.626	92.261	57,37
FINLAND	7.214	270	-2.571,85	18.195	458	-97,48
IRELAND	0	78	100,00	0	943	--
ITALY	526.017	269.361	-95,28	1.288.774	988.067	-23,33
SPAIN	124.972	93.996	-32,95	302.134	607.612	101,11
PORTUGAL	58.070	50.623	-14,71	106.608	144.659	35,69
GREECE	16.748	6.156	-172,06	21.890	18.026	-17,65
DEMOCRATIC REPUBLIC OF THE CONG	0	105.508	100,00	0	112.632	--
HUNGARY	5.112	5.844	12,53	13.144	16.094	22,44
POLAND	388.210	17.752	-2.086,85	1.323.502	98.549	-92,55
ROMANIA	180	790	77,22	552	461	-16,49
BULGARIA	300	0	--	1.164	0	-100,00
YUGOSLAVIA	0	25.014	100,00	0	37.397	--
KAZAKHSTAN	0	10	100,00	0	288	--
UKRAINE	679	55.261	98,77	1.944	74.666	3.740,84
UZBEKISTAN	25	0	--	960	0	-100,00
LITHUANIA	43.818	21.892	-100,16	843.954	271.162	-67,87
ESTONIA	54.513	73.008	25,33	149.578	84.909	-43,23
GEORGIA	500	0	--	3.731	0	-100,00
CROATIA	11.500	205	-5.509,76	17.825	287	-98,39
MALTA	14.225	18.378	22,60	10.366	63.327	510,91
SLOVENIA	0	40	100,00	0	393	--
CZECH REPUBLIC	6.472	11.613	44,27	47.736	61.327	28,47
RUSSIA FEDERATION	17.753	261.328	93,21	80.857	382.225	372,72
-BIJI BUNGA	120.901	50.223	-140,73	2.167.603	1.504.401	-30,60

TABEL 5. PERKEMBANGAN EKSPOR INDONESIA MENURUT KOMODITI DAN NEGARA TUJUAN

JENIS BARANG	BERAT BERSIH (KG)		PERUB	NILAI FOB (US \$)		PERUB
	JAN-SEP 2006	JAN-SEP 2007	%	JAN-SEP 2006	JAN-SEP 2007	%
(1)	(2)	(3)	(4)	(5)	(6)	(7)
TAIWAN	37.880	0	--	26.572	0	-100,00
CHINA	62.100	0	--	21.735	0	-100,00
SINGAPORE	580	164	-253,66	832.920	350.447	-57,93
MALAYSIA	5.833	1.658	-251,81	7.515	3.715	-50,57
VIET NAM	0	1.206	100,00	0	1.606	--
INDIA	13.800	46.359	70,23	10.560	689.384	259,25
AUSTRALIA	0	329	100,00	0	875	--
UNITED KINGDOM	53	30	-76,67	127.276	70.272	-44,79
NETHERLANDS	540	330	-63,64	1.023.200	920.347	-10,05
FRANCE	102	120	15,00	56.496	24.232	-57,11
DENMARK	13	18	27,78	61.329	90.821	48,09
ITALY	0	9	100,00	0	4.149	--
-BIJI KAPAS	1.047.054	19.678.878	94,68	152.012	5.164.376	3.297,35
JAPAN	240.000	385.000	37,66	31.420	59.295	88,72
TAIWAN	807.054	202.180	-299,18	120.592	33.908	-71,88
MALAYSIA	0	19.081.169	100,00	0	5.065.368	--
NETHERLANDS	0	10.500	100,00	0	5.775	--
GERMANY, FED. REP. OF	0	29	100,00	0	30	--
-BIJI LAINNYA	104.910.358	54.183.853	-93,62	24.970.340	21.552.578	-13,69
JAPAN	1.210.856	1.297.526	6,68	1.242.406	1.756.519	41,38
HONG KONG	247.269	680.462	63,66	392.200	706.663	80,18
KOREA, REPUBLIC OF	124.588	61.183	-103,63	76.264	70.019	-8,19
TAIWAN	475.155	434.685	-9,31	192.557	200.761	4,26
CHINA	301.007	657.707	54,23	529.098	1.019.497	92,69
THAILAND	22.094.174	200.910	-10.897,05	817.568	689.384	-15,68
SINGAPORE	663.918	793.966	16,38	725.465	649.600	-10,46
PHILIPPINES	194.845	242.385	19,61	219.009	110.547	-49,52
MALAYSIA	77.706.402	28.469.122	-172,95	17.914.980	10.119.369	-43,51
BRUNEI DARUSSALAM	113.066	16.709	-576,68	157.951	27.929	-82,32
VIET NAM	855.310	810.999	-5,46	755.170	620.188	-17,87
MALDIVES	184	0	--	945	0	-100,00
INDIA	488.693	713.529	31,51	581.722	547.522	-5,88
PAKISTAN	77.271	2.212	-3.393,26	7.950	4.920	-38,11
SAUDI ARABIA	8.077	2.971	-171,86	11.284	900	-92,02
KUWAIT	91	45	-102,22	58	40	-31,03
JORDAN	131.414	815	-16.024,42	219.736	7.702	-96,49
UNITED ARAB EMIRATES	10.597	150	-6.964,67	9.500	1.300	-86,32
CAMEROON	364	137	-165,69	65.152	5.500	-91,56
COTE D'IVOIRE	225	0	--	40.500	0	-100,00
MAURITIUS	911	25.205	96,39	18.855	11.352	-39,79
AUSTRALIA	46.020	37.496	-22,73	87.365	136.120	55,81
VANUATU	268	0	--	149	0	-100,00
EAST TIMOR	27.882	0	--	15.632	0	-100,00
UNITED STATES	25.170	42.491	40,76	95.104	238.701	150,99
CANADA	17.864	391	-4.468,80	21.734	813	-96,26
UNITED KINGDOM	7.200	7.217	0,24	15.478	15.481	0,02
NETHERLANDS	49.200	1.590.246	96,91	640.284	796.148	24,34
FRANCE	325	0	--	306	0	-100,00
GERMANY, FED. REP. OF	2.521	3.847.051	99,93	10.058	3.312.337	32.832,36
BELGIUM	17.000	30	-56.566,67	31.110	900	-97,11
DENMARK	72	0	--	1.425	0	-100,00
NORWAY	3.800	0	--	8.082	0	-100,00
ITALY	16	14.234.964	100,00	335	378.155	112.782,09
SPAIN	516	13.249	96,11	54.256	124.211	128,94
PORTUGAL	8.087	0	--	10.652	0	-100,00
BULU BEBEK	225.066	234.289	3,94	213.599	235.242	10,13
KOREA, REPUBLIC OF	250	487	48,67	3.750	12.270	227,20
TAIWAN	218.306	232.447	6,08	197.494	207.316	4,97
CHINA	5.000	0	--	5.000	0	-100,00
MALAYSIA	0	87	100,00	0	23	--
VIET NAM	0	422	100,00	0	10.921	--
NEW ZEALAND	0	1	100,00	0	22	--
GUAM	28	0	--	85	0	-100,00
UNITED KINGDOM	107	0	--	1.289	0	-100,00
SPAIN	149	845	82,37	871	4.690	438,46
YUGOSLAVIA	98	0	--	177	0	-100,00
RUSSIA FEDERATION	1.128	0	--	4.933	0	-100,00
DAMAR DAN GETAH DAMAR	24.766.062	36.740.531	32,59	22.204.141	26.764.908	20,54
JAPAN	934.682	762.267	-22,62	822.543	556.431	-32,35
KOREA, REPUBLIC OF	478.799	1.243.200	61,49	382.192	929.808	143,28
TAIWAN	1.419.321	1.689.600	16,00	1.273.583	1.204.800	-5,40
CHINA	93.600	268.799	65,18	90.099	190.944	111,93
THAILAND	372.250	926.410	59,82	356.225	713.451	100,28
SINGAPORE	45.620	0	--	95.623	0	-100,00

TABEL 5. PERKEMBANGAN EKSPOR INDONESIA MENURUT KOMODITI DAN NEGARA TUJUAN

JENIS BARANG	BERAT BERSIH (KG)		PERUB	NILAI FOB (US \$)		PERUB
	JAN-SEP 2006	JAN-SEP 2007	%	JAN-SEP 2006	JAN-SEP 2007	%
(1)	(2)	(3)	(4)	(5)	(6)	(7)
PHILIPPINES	230.418	288.000	19,99	208.476	207.360	-0,54
MALAYSIA	91.800	153.600	40,23	86.478	110.304	27,55
INDIA	5.122.922	9.559.406	46,41	4.663.004	6.911.319	48,22
PAKISTAN	2.819.000	3.263.999	13,63	2.472.374	2.335.104	-5,55
BANGLADESH	1.233.800	971.100	-27,05	1.154.302	712.428	-38,28
SRI LANKA	15.000	0	--	8.400	0	-100,00
SAUDI ARABIA	38.400	0	--	37.248	0	-100,00
SYRIA ARAB REPUBLIC	12.000	0	--	11.810	0	-100,00
TURKEY	268.800	729.599	63,16	213.043	534.564	150,92
SOUTH AFRICA	38.400	0	--	35.770	0	-100,00
AUSTRALIA	90.300	15.000	-502,00	94.263	16.477	-82,52
NEW ZEALAND	134.400	0	--	130.368	0	-100,00
UNITED STATES	516.960	633.600	18,41	501.453	446.688	-10,92
MEXICO	0	153.600	100,00	0	109.056	--
ARGENTINA	0	38.400	100,00	0	27.840	--
COLOMBIA	403.200	345.600	-16,67	326.102	251.328	-22,93
ECUADOR	153.600	38.400	-300,00	142.944	26.880	-81,20
PERU	0	19.200	100,00	0	13.440	--
NETHERLANDS	3.724.798	3.283.200	-13,45	3.273.858	2.370.432	-27,60
FRANCE	863.999	2.169.599	60,18	797.280	1.546.176	93,93
GERMANY, FED. REP. OF	921.599	4.103.040	77,54	788.995	2.978.125	277,46
BELGIUM	1.286.399	1.728.000	25,56	1.177.344	1.284.480	9,10
FINLAND	0	57.600	100,00	0	40.320	--
ITALY	748.799	1.920.192	61,00	628.014	1.538.112	144,92
SPAIN	268.800	785.520	65,78	202.944	567.505	179,64
PORTUGAL	1.823.996	1.171.200	-55,74	1.738.750	830.304	-52,25
POLAND	595.200	0	--	471.936	0	-100,00
ROMANIA	0	19.200	100,00	0	13.824	--
UKRAINE	0	115.200	100,00	0	86.784	--
SLOVENIA	19.200	0	--	18.720	0	-100,00
RUSSIA FEDERATION	0	288.000	100,00	0	210.624	--
KOPAL DAN LAIN-LAIN	22.074.463	23.456.317	5,89	17.356.500	17.238.617	-0,68
JAPAN	959.364	198.043	-384,42	1.239.432	347.912	-71,93
HONG KONG	263.743	71.321	-269,80	477.526	159.183	-66,67
KOREA, REPUBLIC OF	110.149	67.999	-61,99	124.951	106.525	-14,75
TAIWAN	545.835	520.219	-4,92	378.607	468.434	23,73
CHINA	610.645	419.509	-45,56	509.265	602.444	18,30
THAILAND	208.651	187.313	-11,39	200.658	283.594	41,33
SINGAPORE	2.031.548	2.006.731	-1,24	2.034.388	2.554.665	25,57
PHILIPPINES	63.200	59.000	-7,12	46.460	35.201	-24,23
MALAYSIA	516.906	454.602	-13,71	721.966	469.379	-34,99
VIET NAM	148.379	101.589	-46,06	121.671	199.249	63,76
MALDIVES	0	30	100,00	0	9.929	--
INDIA	10.204.392	10.983.995	7,10	7.262.466	6.182.407	-14,87
PAKISTAN	844.412	1.123.987	24,87	480.318	714.185	48,69
BANGLADESH	1.900.780	2.663.503	28,64	421.923	867.243	105,55
SRI LANKA	681.572	555.050	-22,79	322.956	199.928	-38,09
IRAN (ISLAMIC REPUBLIC OF)	38.400	19.200	-100,00	35.770	14.976	-58,13
SAUDI ARABIA	420.548	300.036	-40,17	235.281	147.012	-37,52
LEBANON	16.000	0	--	6.200	0	-100,00
YEMEN	34.800	32.065	-8,53	20.480	10.839	-47,08
SYRIA ARAB REPUBLIC	233.675	16.000	-1.360,47	211.116	9.440	-95,53
TURKEY	53.400	75.750	29,50	46.626	59.413	27,42
UNITED ARAB EMIRATES	372.123	588.710	36,79	159.225	349.730	119,65
EGYPT	116.700	30.555	-281,93	59.137	30.403	-48,59
LIBYAN ARAB JAMAHIRIYA	16.500	0	--	6.756	0	-100,00
TUNISIA	20.790	60.540	65,66	8.475	24.857	193,30
ALGERIA	94.400	0	--	65.980	0	-100,00
SUDAN	0	20.000	100,00	0	7.850	--
NIGERIA	18.259	0	--	15.825	0	-100,00
BENIN	20.800	0	--	8.980	0	-100,00
SOUTH AFRICA	0	55.872	100,00	0	46.925	--
AUSTRALIA	4	25	84,00	52	73	40,38
NEW ZEALAND	20	77	74,03	1.788	1.623	-9,23
PALAU	0	14	100,00	0	75	--
FIJI	0	106	100,00	0	617	--
UNITED STATES	87.624	80.553	-8,78	122.519	74.171	-39,46
CANADA	21.880	68	-32.076,47	6.000	1.385	-76,92
MEXICO	0	60.000	100,00	0	46.800	--
SURINAME	1.373	0	--	6.375	0	-100,00
BRAZIL	1.700	2.000	15,00	13.600	15.000	10,29
COLOMBIA	0	57.600	100,00	0	44.928	--
ECUADOR	0	19.200	100,00	0	14.400	--
UNITED KINGDOM	53.724	67.999	20,99	106.872	234.381	119,31
NETHERLANDS	12.500	15.083	17,13	9.375	15.166	61,77
FRANCE	247.052	280.845	12,03	282.589	390.776	38,28
GERMANY, FED. REP. OF	842.216	1.212.034	30,51	659.069	840.717	27,56

TABEL 5. PERKEMBANGAN EKSPOR INDONESIA MENURUT KOMODITI DAN NEGARA TUJUAN

JENIS BARANG	BERAT BERSIH (KG)		PERUB	NILAI FOB (US \$)		PERUB
	JAN-SEP 2006	JAN-SEP 2007	%	JAN-SEP 2006	JAN-SEP 2007	%
(1)	(2)	(3)	(4)	(5)	(6)	(7)
AUSTRIA	0	3	100,00	0	29	--
BELGIUM	20.000	82.000	75,61	90.200	141.500	56,87
SWITZERLAND	0	13	100,00	0	120	--
DENMARK	0	70	100,00	0	1.952	--
IRELAND	0	10	100,00	0	42	--
ITALY	211.398	631.402	66,52	794.020	1.261.237	58,84
SPAIN	29.000	0	--	41.600	0	-100,00
GREECE	0	51	100,00	0	682	--
POLAND	0	297.145	100,00	0	222.228	--
SLOVENIA	1	0	--	3	0	-100,00
RUSSIA FEDERATION	0	38.400	100,00	0	28.992	--
SAYUR-SAYURAN	150.567.051	76.837.902	-95,95	29.487.047	27.651.642	-6,22
JAPAN	3.589.375	2.647.481	-35,58	3.769.422	2.815.177	-25,32
HONG KONG	410.046	946.814	56,69	237.133	391.730	65,19
KOREA, REPUBLIC OF	29.508	68.899	57,17	260.908	239.180	-8,33
TAIWAN	12.989.411	21.097.950	38,43	3.573.729	4.932.369	38,02
CHINA	144.679	47.808	-202,63	29.327	7.995	-72,74
THAILAND	9.926.998	2.020.642	-391,28	838.959	642.308	-23,44
SINGAPORE	16.986.163	15.545.389	-9,27	5.386.359	5.281.088	-1,95
PHILIPPINES	8.885.991	11.236.684	20,92	3.511.760	4.150.533	18,19
MALAYSIA	21.405.669	21.315.107	-0,42	7.442.843	6.988.544	-6,10
BRUNEI DARUSSALAM	38.230	76.507	50,03	96.347	116.756	21,18
VIET NAM	112.000	199.317	43,81	39.200	45.030	14,87
INDIA	691.324	488.961	-41,39	390.822	275.686	-29,46
PAKISTAN	456.112	0	--	203.051	0	-100,00
SRI LANKA	187.413	403	-46.404,47	114.241	1.457	-98,72
SAUDI ARABIA	103.376	207.771	50,25	96.038	229.445	138,91
KUWAIT	2.041	13.137	84,46	4.226	18.917	347,63
LEBANON	0	95	100,00	0	200	--
UNITED ARAB EMIRATES	78.384	67.959	-15,34	77.359	90.223	16,63
QATAR	27.657	55.234	49,93	38.253	81.674	113,51
BAHRAIN	28.220	0	--	38.496	0	-100,00
SUDAN	0	4.275	100,00	0	1.710	--
NIGERIA	0	5.420	100,00	0	1.250	--
BENIN	0	3.284	100,00	0	1.000	--
SOUTH AFRICA	22.913	0	--	14.381	0	-100,00
AUSTRALIA	16.912	23.503	28,04	14.481	30.282	109,12
NEW ZEALAND	45	0	--	69	0	-100,00
CHRISTMAS ISLANDS	1.379	0	--	2.930	0	-100,00
EAST TIMOR	189.840	0	--	154.294	0	-100,00
UNITED STATES	362.793	583.383	37,81	426.116	852.268	100,01
CANADA	42.800	54.656	21,69	6.648	64.928	876,65
CHILE	73.582.000	0	--	2.523.862	0	-100,00
NETHERLANDS	157.538	37.248	-322,94	127.173	71.401	-43,86
FRANCE	98.084	1.737	-5.546,75	67.715	1.683	-97,51
GERMANY, FED. REP. OF	150	1	-14.900,00	905	20	-97,79
BELGIUM	0	64.783	100,00	0	303.143	--
DENMARK	0	50	100,00	0	50	--
SWEDEN	0	17.399	100,00	0	10.990	--
SLOVENIA	0	6.005	100,00	0	4.605	--
BUAH-BUAHAN	136.646.452	145.661.632	6,19	68.398.970	78.062.877	14,13
JAPAN	97.605	506.404	80,73	74.253	482.003	549,14
HONG KONG	1.067.980	3.215.633	66,79	792.448	1.674.443	111,30
KOREA, REPUBLIC OF	56.257	460.143	87,77	54.709	311.779	469,89
TAIWAN	199.467	91.232	-118,64	45.030	27.700	-38,49
CHINA	3.960.661	4.399.839	9,98	1.977.673	2.206.280	11,56
THAILAND	73.119	0	--	89.454	0	-100,00
SINGAPORE	4.612.390	7.594.807	39,27	2.779.178	4.405.943	58,53
PHILIPPINES	138.548	34.000	-307,49	11.546	9.084	-21,32
MALAYSIA	2.517.880	6.423.330	60,80	1.140.227	2.355.725	106,60
BRUNEI DARUSSALAM	10.113	20.641	51,01	23.444	47.580	102,95
NEPAL	5.347.711	10.738.619	50,20	2.022.428	4.349.979	115,09
VIET NAM	277.390	636.926	56,45	188.048	370.982	97,28
INDIA	66.928.859	48.011.904	-39,40	30.933.634	24.468.413	-20,90
PAKISTAN	42.421.737	45.992.521	7,76	23.326.818	28.796.823	23,45
BANGLADESH	2.362.653	14.025.063	83,15	1.214.984	6.364.467	423,83
SRI LANKA	18.005	0	--	6.383	0	-100,00
IRAN (ISLAMIC REPUBLIC OF)	2.900.014	1.663.010	-74,38	933.776	583.746	-37,49
SAUDI ARABIA	549.327	419.664	-30,90	290.757	210.432	-27,63
KUWAIT	111.854	154.957	27,82	55.612	75.613	35,97
YEMEN	16.200	0	--	13.755	0	-100,00
SYRIA ARAB REPUBLIC	0	27.000	100,00	0	14.420	--
TURKEY	118.584	0	--	34.196	0	-100,00
UNITED ARAB EMIRATES	676.038	961.517	29,69	509.723	568.745	11,58
QATAR	6.704	5.820	-15,19	5.246	5.375	2,46
BAHRAIN	18.599	10.489	-77,32	5.934	6.686	12,67

TABEL 5. PERKEMBANGAN EKSPOR INDONESIA MENURUT KOMODITI DAN NEGARA TUJUAN

JENIS BARANG	BERAT BERSIH (KG)		PERUB	NILAI FOB (US \$)		PERUB
	JAN-SEP 2006	JAN-SEP 2007	%	JAN-SEP 2006	JAN-SEP 2007	%
(1)	(2)	(3)	(4)	(5)	(6)	(7)
EGYPT	12.060	0	--	2.340	0	-100,00
TUNISIA	38.000	0	--	32.764	0	-100,00
ALGERIA	46.019	0	--	27.679	0	-100,00
SOUTH AFRICA	325	16.422	98,02	529	17.078	3.128,36
AUSTRALIA	251.775	1.387	-18.052,49	183.266	3.550	-98,06
COOK ISLANDS	179	0	--	353	0	-100,00
EAST TIMOR	941	0	--	308	0	-100,00
UNITED STATES	77.713	40.989	-89,59	114.536	392.346	242,55
CANADA	0	8	100,00	0	8	--
SURINAME	38	87	56,32	178	721	305,06
BRAZIL	18.998	0	--	6.536	0	-100,00
NETHERLANDS	355.096	158.965	-123,38	334.686	257.357	-23,10
FRANCE	16.841	31.702	46,88	31.361	45.967	46,57
GERMANY, FED. REP. OF	679.202	11.032	-6.056,65	819.139	5.516	-99,33
AUSTRIA	0	28	100,00	0	21	--
BELGIUM	217.301	440	-49.286,59	115.428	440	-99,62
SWITZERLAND	0	3.053	100,00	0	2.335	--
DENMARK	10.010	0	--	4.354	0	-100,00
ITALY	8.895	0	--	10.944	0	-100,00
SPAIN	572	4.000	85,70	1.656	1.320	-20,29
PORTUGAL	15	0	--	16	0	-100,00
GREECE	124	0	--	32	0	-100,00
BULGARIA	424.653	0	--	183.609	0	-100,00
KULIT KERANG DAN LAIN-LAIN	4.488.024	5.758.003	22,06	2.000.699	2.074.776	3,70
JAPAN	287.525	315.725	8,93	162.995	167.917	3,02
HONG KONG	146.078	155.805	6,24	35.976	44.520	23,75
KOREA, REPUBLIC OF	130.609	136.251	4,14	105.330	124.836	18,52
TAIWAN	11.507	9.000	-27,86	5.085	2.700	-46,90
CHINA	3.253.022	4.509.347	27,86	950.034	1.084.803	14,19
THAILAND	45.081	40.659	-10,88	184.911	77.571	-58,05
SINGAPORE	25.352	11.265	-125,05	102.215	100.246	-1,93
PHILIPPINES	55.000	24.995	-120,04	7.950	5.565	-30,00
MALAYSIA	11.420	16.915	32,49	16.069	23.131	43,95
BRUNEI DARUSSALAM	545	0	--	1.363	0	-100,00
VIET NAM	281.294	362.559	22,41	137.948	173.067	25,46
INDIA	31.727	22.559	-40,64	7.239	6.179	-14,64
PAKISTAN	5.005	0	--	7.500	0	-100,00
TURKEY	1.335	0	--	4.245	0	-100,00
CONGO	1	0	--	39	0	-100,00
SOUTH AFRICA	297	0	--	594	0	-100,00
AUSTRALIA	261	1.237	78,90	969	771	-20,43
NEW ZEALAND	101	0	--	290	0	-100,00
FIJI	23	0	--	15	0	-100,00
UNITED STATES	948	31.150	96,96	2.014	31.517	1.464,90
CANADA	375	0	--	1.330	0	-100,00
BRAZIL	120	92	-30,43	189	177	-6,35
BERMUDA	6	0	--	67	0	-100,00
UNITED KINGDOM	3.176	11.041	71,23	18.927	11.569	-38,88
NETHERLANDS	15	311	95,18	355	132	-62,82
FRANCE	54.233	0	--	10.612	0	-100,00
GERMANY, FED. REP. OF	17.032	9.422	-80,77	8.903	5.250	-41,03
SWEDEN	79	0	--	449	0	-100,00
IRELAND	49	0	--	218	0	-100,00
ITALY	125.392	99.307	-26,27	224.726	214.322	-4,63
SPAIN	212	363	41,60	1.443	503	-65,14
GREECE	20	0	--	266	0	-100,00
CROATIA	66	0	--	213	0	-100,00
SLOVENIA	118	0	--	220	0	-100,00
TANAMAN OBAT	4.267.645	8.580.599	50,26	4.645.010	7.194.567	54,89
JAPAN	22.482	54.888	59,04	111.225	271.014	143,66
HONG KONG	161.833	627.244	74,20	66.363	144.100	117,14
KOREA, REPUBLIC OF	22.195	67.016	66,88	23.532	67.358	186,24
TAIWAN	1.255.508	2.572.281	51,19	504.753	1.476.845	192,59
CHINA	183.106	133.390	-37,27	25.285	104.586	313,63
THAILAND	1.154	20.368	94,33	5.916	7.568	27,92
SINGAPORE	954.202	2.009.612	52,52	1.425.374	1.952.173	36,96
MALAYSIA	92.526	123.362	25,00	63.029	81.148	28,75
VIET NAM	0	97.145	100,00	0	36.810	--
INDIA	243.871	261.131	6,61	355.989	447.157	25,61
PAKISTAN	0	26.000	100,00	0	10.400	--
BANGLADESH	75.600	0	--	7.938	0	-100,00
SAUDI ARABIA	475.405	901.182	47,25	1.084.910	1.211.680	11,68
KUWAIT	0	8.539	100,00	0	12.168	--
YEMEN	3.410	500	-582,00	2.950	1.250	-57,63
UNITED ARAB EMIRATES	223.306	919.475	75,71	110.418	320.190	189,98
QATAR	200	0	--	3.000	0	-100,00

TABEL 5. PERKEMBANGAN EKSPOR INDONESIA MENURUT KOMODITI DAN NEGARA TUJUAN

JENIS BARANG	BERAT BERSIH (KG)		PERUB	NILAI FOB (US \$)		PERUB
	JAN-SEP 2006	JAN-SEP 2007	%	JAN-SEP 2006	JAN-SEP 2007	%
(1)	(2)	(3)	(4)	(5)	(6)	(7)
BAHRAIN	1.500	0	--	7.500	0	-100,00
EGYPT	0	38.649	100,00	0	29.084	--
MOROCCO	0	7.807	100,00	0	18.685	--
SUDAN	95.000	127.150	25,29	30.755	33.996	10,54
GHANA	144.834	16.240	-791,83	169.152	16.240	-90,40
CAMEROON	42.000	126.000	66,67	43.900	131.700	200,00
NIGERIA	0	67.240	100,00	0	12.823	--
BENIN	76.000	34.000	-123,53	13.300	6.800	-48,87
NIGER	0	72.000	100,00	0	14.400	--
CHAD	0	72.000	100,00	0	18.100	--
AUSTRALIA	25	0	--	183	0	-100,00
NEW CALEDONIA	47	0	--	120	0	-100,00
UNITED STATES	1.460	3.499	58,27	3.640	14.811	306,90
CANADA	320	841	61,95	1.410	3.122	121,42
SURINAME	264	374	29,41	2.746	7.749	182,19
UNITED KINGDOM	0	1.766	100,00	0	6.936	--
NETHERLANDS	6.679	697	-858,25	11.021	30.851	179,93
FRANCE	4.912	6.702	26,71	133.468	239.938	79,77
GERMANY, FED. REP. OF	109.207	74.276	-47,03	186.625	150.356	-19,43
BELGIUM	0	4.891	100,00	0	1.169	--
SWEDEN	19.000	0	--	3.800	0	-100,00
ITALY	5.000	22.473	77,75	78.000	34.707	-55,50
SPAIN	0	7.000	100,00	0	15.629	--
GREECE	0	59	100,00	0	1.169	--
LATVIA	0	20.596	100,00	0	33.162	--
MALTA	194	0	--	1.394	0	-100,00
RUSSIA FEDERATION	46.405	54.206	14,39	167.314	228.693	36,68
-GANGGANG LAUT	68.100.844	67.512.337	-0,87	33.425.731	38.999.938	16,68
JAPAN	262.587	462.209	43,19	2.321.472	2.960.984	27,55
HONG KONG	13.690.907	12.539.359	-9,18	4.074.487	3.899.111	-4,30
KOREA, REPUBLIC OF	2.151.013	3.833.364	43,89	1.239.069	2.347.153	89,43
TAIWAN	346.368	467.967	25,98	117.916	135.205	14,66
CHINA	25.137.633	19.072.297	-31,80	7.964.530	9.155.019	14,95
THAILAND	152.878	374.400	59,17	189.094	329.513	74,26
SINGAPORE	66.020	72.249	8,62	377.654	929.230	146,05
PHILIPPINES	6.889.462	7.343.617	6,18	3.727.566	4.601.499	23,45
MALAYSIA	865.282	697.354	-24,08	624.377	1.110.361	77,84
VIET NAM	2.417.257	7.394.300	67,31	743.247	2.375.706	219,64
SRI LANKA	40.000	0	--	6.800	0	-100,00
UNITED ARAB EMIRATES	137	7	-1.857,14	328	17	-94,82
MOROCCO	73.999	220.006	66,37	44.370	80.060	80,44
TUNISIA	386.150	389.998	0,99	226.525	192.300	-15,11
GHANA	1.552	0	--	1.900	0	-100,00
RWANDA	7.704	0	--	722	0	-100,00
AUSTRALIA	352.000	219.000	-60,73	695.000	493.380	-29,01
UNITED STATES	4.215.132	2.166.023	-94,60	2.653.418	2.238.312	-15,64
CANADA	220.500	72.000	-206,25	122.500	28.800	-76,49
MEXICO	43.942	60.000	26,76	17.577	30.000	70,68
PANAMA	68.000	28.000	-142,86	44.200	14.000	-68,33
CHILE	2.141.939	2.622.129	18,31	1.176.578	1.521.430	29,31
VENEZUELA	0	36.000	100,00	0	18.000	--
ARGENTINA	600.000	516.000	-16,28	303.750	309.280	1,82
BRAZIL	1.018.884	1.100.000	7,37	611.157	550.000	-10,01
DOMINICAN REPUBLIC	0	20.000	100,00	0	10.000	--
FALKLAND ISLANDS (MALVINAS)	147.900	0	--	86.521	0	-100,00
UNITED KINGDOM	589.679	407.500	-44,71	1.648.830	1.147.069	-30,43
NETHERLANDS	40.000	389	-10.182,78	148.000	892	-99,40
FRANCE	495.800	1.650.139	69,95	441.100	796.243	80,51
GERMANY, FED. REP. OF	314.000	331.400	5,25	681.900	720.410	5,65
BELGIUM	230.000	209.000	-10,05	585.450	298.960	-48,94
DENMARK	1.636.961	1.762.509	7,12	666.058	705.612	5,94
ITALY	55.867	20.000	-179,34	9.226	74.319	705,54
SPAIN	3.011.891	3.298.961	8,70	1.291.029	1.656.722	28,33
PORTUGAL	261.000	0	--	118.770	0	-100,00
POLAND	42.000	21.000	-100,00	87.150	75.600	-13,25
LITHUANIA	105.000	84.000	-25,00	298.200	117.600	-60,56
RUSSIA FEDERATION	21.400	21.160	-1,13	79.260	77.151	-2,66
-LAINNYA	7.059.832	3.284.445	-114,95	3.117.279	2.297.404	-26,30
JAPAN	32.775	10.481	-212,71	23.218	43.499	87,35
HONG KONG	236	1.069	77,92	276	7.823	2.734,42
KOREA, REPUBLIC OF	42.565	46.136	7,74	20.958	37.264	77,80
TAIWAN	6.122.053	1.707.257	-258,59	2.328.852	913.771	-60,76
CHINA	183.001	789.356	76,82	53.969	61.866	14,63
THAILAND	3.957	0	--	3.269	0	-100,00
SINGAPORE	22.906	413.610	94,46	10.798	745.467	6.803,75
MALAYSIA	84.644	99.234	14,70	29.686	37.568	26,55

TABEL 5. PERKEMBANGAN EKSPOR INDONESIA MENURUT KOMODITI DAN NEGARA TUJUAN

JENIS BARANG	BERAT BERSIH (KG)		PERUB	NILAI FOB (US \$)		PERUB
	JAN-SEP 2006	JAN-SEP 2007	%	JAN-SEP 2006	JAN-SEP 2007	%
(1)	(2)	(3)	(4)	(5)	(6)	(7)
BRUNEI DARUSSALAM	0	115	100,00	0	38	--
VIET NAM	7	0	--	4	0	-100,00
MALDIVES	1.818	0	--	20.597	0	-100,00
INDIA	12	12.500	99,90	14	600	4.185,71
IRAN (ISLAMIC REPUBLIC OF)	489	0	--	694	0	-100,00
SAUDI ARABIA	65.649	0	--	18.008	0	-100,00
KUWAIT	0	49	100,00	0	84	--
OMAN	250	0	--	606	0	-100,00
TURKEY	24.740	0	--	7.141	0	-100,00
UNITED ARAB EMIRATES	232	450	48,44	2.113	400	-81,07
BAHRAIN	44.000	0	--	44.421	0	-100,00
REUNION	713	108	-560,19	1.273	291	-77,14
SOUTH AFRICA	2.681	25	-10.624,00	1.915	629	-67,15
MAURITIUS	12.134	0	--	2.154	0	-100,00
AUSTRALIA	127.501	61.448	-107,49	151.963	107.279	-29,40
NEW ZEALAND	938	0	--	1.689	0	-100,00
GUAM	1.057	0	--	6.751	0	-100,00
NEW CALEDONIA	88	0	--	911	0	-100,00
NORTHERN MARIANA ISLANDS	143	0	--	233	0	-100,00
FIJI	0	109	100,00	0	600	--
MARSHALL ISLANDS	338	0	--	23	0	-100,00
UNITED STATES	59.580	59.243	-0,57	192.286	162.454	-15,51
CANADA	10.121	2.976	-240,09	14.867	9.467	-36,32
MEXICO	786	0	--	203	0	-100,00
VENEZUELA	0	699	100,00	0	7.566	--
ARGENTINA	0	19	100,00	0	24	--
URUGUAY	1.340	0	--	1.018	0	-100,00
BELIZE	30	0	--	151	0	-100,00
DOMINICAN REPUBLIC	367	0	--	151	0	-100,00
COSTA RICA	22	0	--	15	0	-100,00
TURKS AND CAICOS ISLANDS	481	0	--	1.479	0	-100,00
UNITED KINGDOM	5.305	10.590	49,91	11.827	38.499	225,52
NETHERLANDS	1.566	28.573	94,52	2.955	59.336	1.907,99
FRANCE	2.708	255	-961,96	1.802	925	-48,67
GERMANY, FED. REP. OF	16.636	13.719	-21,26	23.160	10.018	-56,74
AUSTRIA	2	0	--	13	0	-100,00
BELGIUM	73.686	7.853	-838,32	8.953	11.854	32,40
SWITZERLAND	325	22	-1.377,27	673	56	-91,68
DENMARK	6.477	0	--	6.257	0	-100,00
NORWAY	61	0	--	58	0	-100,00
FINLAND	1.107	0	--	933	0	-100,00
IRELAND	1.054	0	--	1.455	0	-100,00
ITALY	12.221	3.950	-209,39	19.468	17.254	-11,37
SPAIN	1.337	4.146	67,75	4.410	16.837	281,79
PORTUGAL	5.503	0	--	24.854	0	-100,00
GREECE	49.309	0	--	41.126	0	-100,00
HUNGARY	20.029	9.800	-104,38	9.801	4.594	-53,13
POLAND	10.976	0	--	10.230	0	-100,00
ROMANIA	0	653	100,00	0	1.341	--
YUGOSLAVIA	116	0	--	257	0	-100,00
CROATIA	33	0	--	507	0	-100,00
SLOVENIA	1.207	0	--	2.401	0	-100,00
CZECH REPUBLIC	2.304	0	--	4.130	0	-100,00
RUSSIA FEDERATION	216	0	--	303	0	-100,00
-MUTIARA	1.504	12.460	87,93	9.917.724	8.602.317	-13,26
JAPAN	538	670	19,70	4.174.066	5.922.882	41,90
HONG KONG	40	17	-135,29	112.888	125.616	11,27
KOREA, REPUBLIC OF	425	0	--	44.618	0	-100,00
THAILAND	9	11.224	99,92	7.822	25.344	224,01
SINGAPORE	70	34	-105,88	52.481	163.768	212,05
INDIA	0	8	100,00	0	11.824	--
UNITED ARAB EMIRATES	2	0	--	8.346	0	-100,00
AUSTRALIA	370	506	26,88	5.516.880	2.352.803	-57,35
UNITED STATES	32	0	--	613	0	-100,00
CAYMAN ISLANDS	0	1	100,00	0	80	--
SPAIN	18	0	--	10	0	-100,00
-LAINNYA	165.355.052	298.934.270	44,69	67.132.401	114.585.655	70,69
JAPAN	9.542.595	22.722.022	58,00	9.850.261	10.262.808	4,19
HONG KONG	3.407.188	1.966.998	-73,22	3.096.501	1.754.254	-43,35
KOREA, DEMOCRATIC PEOPLE'S REPL	60	0	--	259	0	-100,00
KOREA, REPUBLIC OF	6.949.885	14.989.480	53,63	3.240.788	3.594.881	10,93
TAIWAN	2.822.899	5.282.091	46,56	1.588.224	1.834.182	15,49
CHINA	4.596.732	44.308.924	89,63	1.577.004	5.062.945	221,05
MACAU	26.093	0	--	2.830	0	-100,00
THAILAND	1.053.054	13.762.462	92,35	474.186	797.951	68,28
SINGAPORE	14.125.589	23.426.951	39,70	14.193.772	27.618.724	94,58

TABEL 5. PERKEMBANGAN EKSPOR INDONESIA MENURUT KOMODITI DAN NEGARA TUJUAN

JENIS BARANG	BERAT BERSIH (KG)		PERUB	NILAI FOB (US \$)		PERUB
	JAN-SEP 2006	JAN-SEP 2007	%	JAN-SEP 2006	JAN-SEP 2007	%
(1)	(2)	(3)	(4)	(5)	(6)	(7)
PHILIPPINES	18.086.786	33.139.198	45,42	2.432.485	6.592.976	171,04
MALAYSIA	24.733.343	93.856.858	73,65	6.894.983	24.743.958	258,87
MYANMAR (FORM. BURMA)	0	36.000	100,00	0	22.398	--
BRUNEI DARUSSALAM	8.454	12.213	30,78	12.851	12.253	-4,65
NEPAL	200.000	0	--	293.017	0	-100,00
VIET NAM	885.991	4.207.538	78,94	337.843	1.193.774	253,35
MALDIVES	97.103	10.178	-854,05	51.873	5.475	-89,45
INDIA	55.157.841	3.729.777	-1.378,85	6.363.488	5.151.946	-19,04
PAKISTAN	14.628.110	17.554.518	16,67	2.123.585	2.504.345	17,93
BANGLADESH	240.000	265.500	9,60	203.280	218.605	7,54
SRI LANKA	177.921	269.605	34,01	292.311	403.198	37,93
IRAQ	0	110.880	100,00	0	38.376	--
IRAN (ISLAMIC REPUBLIC OF)	136	80.000	99,83	201	51.360	25.452,24
SAUDI ARABIA	9.040	54.316	83,36	19.836	52.598	165,16
KUWAIT	56.585	87.306	35,19	27.892	294.879	957,22
JORDAN	179.888	145	-123.960,69	111.641	253	-99,77
LEBANON	504	13.957	96,39	1.779	19.172	977,68
YEMEN	6.814	328	-1.977,44	4.310	1.990	-53,83
OMAN	0	10.000	100,00	0	5.350	--
SYRIA ARAB REPUBLIC	50	0	--	45	0	-100,00
TURKEY	66.379	9.552	-594,92	41.617	41.465	-0,37
UNITED ARAB EMIRATES	96.958	6.260	-1.448,85	111.323	21.121	-81,03
BAHRAIN	307	374	17,91	921	3.735	305,54
CYPRUS	84.743	0	--	30.742	0	-100,00
EGYPT	0	229.503	100,00	0	146.167	--
MOROCCO	22.687	0	--	25.104	0	-100,00
TUNISIA	62.952	0	--	118.704	0	-100,00
TANZANIA, UNITED REPUBLIC OF	0	72.000	100,00	0	47.304	--
KENYA	878	0	--	99	0	-100,00
REUNION	538	206	-161,17	588	333	-43,37
MOZAMBIQUE	55	36.000	99,85	866	21.240	2.352,66
BOTSWANA	6	0	--	13	0	-100,00
TOGO	25.500	0	--	15.555	0	-100,00
GHANA	0	38.000	100,00	0	22.040	--
LIBERIA	216.000	252.000	14,29	125.512	185.257	47,60
GUINEA	227.500	315.000	27,78	138.775	192.150	38,46
NIGERIA	112.000	26.424	-323,86	49.430	75.675	53,10
SENEGAL	0	13	100,00	0	442	--
GAMBIA	0	9.101	100,00	0	26.892	--
SOUTH AFRICA	125.075	334.945	62,66	73.784	218.976	196,78
MAURITIUS	781	19	-4.010,53	4.744	85	-98,21
AUSTRALIA	157.190	81.430	-93,04	395.590	588.125	48,67
NEW ZEALAND	44.191	17.391	-154,10	25.631	11.998	-53,19
GUAM	25	0	--	76	0	-100,00
NEW CALEDONIA	40	152	73,68	207	1.577	661,84
NORTHERN MARIANA ISLANDS	565	1.680	66,37	993	2.499	151,66
VANUATU	535	181	-195,58	221	182	-17,65
WALLIS AND FUTUNA ISLANDS	143	0	--	159	0	-100,00
SAMOA	0	105	100,00	0	320	--
EAST TIMOR	1.140	257.805	99,56	1.916	167.214	8.627,24
UNITED STATES	2.345.560	11.508.090	79,62	3.938.099	9.497.764	141,18
CANADA	111.284	37.992	-192,91	502.390	287.660	-42,74
MEXICO	3.281	7.577	56,70	3.041	4.581	50,64
NICARAGUA	0	17.999	100,00	0	15.999	--
SURINAME	231	58	-298,28	3.297	524	-84,11
CHILE	3.000	0	--	3.750	0	-100,00
VENEZUELA	0	19.000	100,00	0	13.017	--
ARGENTINA	1.677	4.910	65,85	2.251	7.000	210,97
BRAZIL	3.761	43.786	91,41	4.655	92.741	1.892,29
COLOMBIA	6.000	8.000	25,00	30.000	40.000	33,33
URUGUAY	8	0	--	31	0	-100,00
PERU	175	31	-464,52	538	168	-68,77
BAHAMAS	4.856	0	--	3.208	0	-100,00
JAMAICA	5.945	0	--	2.260	0	-100,00
PUERTO RICO	1	0	--	2	0	-100,00
DOMINICAN REPUBLIC	264	20	-1.220,00	3.057	67	-97,81
COSTA RICA	8	36.014	99,98	13	26.402	202.992,31
BARBADOS	42	0	--	28	0	-100,00
FRENCH POLYNESIA	40	12	-233,33	306	44	-85,62
GRENADA	0	1.000	100,00	0	150	--
MARTINIQUE	37	17.998	99,79	223	12.438	5.477,58
NETHERLANDS ANTILLES	12.150	0	--	5.808	0	-100,00
TURKS AND CAICOS ISLANDS	69	0	--	1.333	0	-100,00
GUADELOUPE	173	0	--	203	0	-100,00
UNITED KINGDOM	164.258	134.008	-22,57	310.696	560.022	80,25
NETHERLANDS	814.359	775.174	-5,05	2.133.288	1.413.201	-33,75
FRANCE	288.465	150.168	-92,09	708.795	136.935	-80,68
GERMANY, FED. REP. OF	1.640.539	300.428	-446,07	1.699.867	707.391	-58,39

TABEL 5. PERKEMBANGAN EKSPOR INDONESIA MENURUT KOMODITI DAN NEGARA TUJUAN

JENIS BARANG	BERAT BERSIH (KG)		PERUB	NILAI FOB (US \$)		PERUB
	JAN-SEP 2006	JAN-SEP 2007	%	JAN-SEP 2006	JAN-SEP 2007	%
(1)	(2)	(3)	(4)	(5)	(6)	(7)
AUSTRIA	2.026	376	-438,83	13.648	1.961	-85,63
BELGIUM	45.290	19.138	-136,65	65.857	50.800	-22,86
SWITZERLAND	8.601	732	-1.075,00	24.560	10.003	-59,27
DENMARK	372.008	635.258	41,44	1.860.264	3.476.682	86,89
NORWAY	3.665	0	--	10.333	0	-100,00
SWEDEN	8.001	1.154	-593,33	13.532	2.757	-79,63
FINLAND	3.211	2.000	-60,55	26.999	28.309	4,85
IRELAND	12.250	0	--	26.756	0	-100,00
ITALY	295.221	304.885	3,17	576.078	768.012	33,32
SPAIN	52.141	179.219	70,91	183.817	812.195	341,85
PORTUGAL	21.319	20.404	-4,48	16.851	13.766	-18,31
GREECE	38.178	3.330	-1.046,49	22.159	13.433	-39,38
HUNGARY	5.055	30	-16.750,00	36.755	1.073	-97,08
POLAND	34.724	887	-3.814,77	53.900	2.096	-96,11
ROMANIA	385	0	--	1.089	0	-100,00
BULGARIA	176	31.233	99,44	187	17.817	9.427,81
UKRAINE	2.748	686	-300,58	3.440	170.071	4.843,92
LITHUANIA	3.148	2.492	-26,32	7.276	12.220	67,95
LATVIA	0	28.821	100,00	0	21.183	--
ESTONIA	768.936	3.012.240	74,47	435.155	1.857.848	326,94
CROATIA	945	10	-9.350,00	1.966	50	-97,46
MALTA	114	0	--	417	0	-100,00
SLOVENIA	0	37.499	100,00	0	25.364	--
CZECH REPUBLIC	4.663	1.824	-155,65	16.229	10.463	-35,53
RUSSIA FEDERATION	27.215	4.401	-518,38	20.179	460.000	2.179,60
-KAYU LAPIS	1.462.590.652	1.308.304.795	-11,79	1.036.665.490	1.152.824.347	11,21
JAPAN	585.069.412	531.906.607	-9,99	488.839.454	502.270.460	2,75
HONG KONG	14.228.297	10.756.569	-32,28	9.000.642	8.166.876	-9,26
KOREA, REPUBLIC OF	134.644.834	82.265.711	-63,67	48.177.892	63.835.454	32,50
TAIWAN	64.776.179	115.126.989	43,74	33.724.333	68.375.318	102,75
CHINA	117.655.570	94.239.700	-24,85	69.813.511	58.752.559	-15,84
THAILAND	1.683.468	6.511.268	74,15	919.991	4.128.937	348,80
SINGAPORE	14.767.708	13.082.660	-12,88	9.988.899	9.945.677	-0,43
PHILIPPINES	16.603	254.500	93,48	9.280	208.727	2.149,21
MALAYSIA	3.402.960	17.215.066	80,23	2.435.796	13.091.926	437,48
VIET NAM	176.785	1.535.471	88,49	112.883	972.575	761,58
MALDIVES	9.233	22.326	58,64	10.803	27.500	154,56
INDIA	2.134.864	714.704	-198,71	1.281.818	526.754	-58,91
PAKISTAN	48.996	11.574	-323,33	22.605	6.538	-71,08
SRI LANKA	14.000	0	--	7.140	0	-100,00
IRAQ	46.368	0	--	27.606	0	-100,00
IRAN (ISLAMIC REPUBLIC OF)	1.168.322	50.490	-2.213,97	852.044	59.047	-93,07
SAUDI ARABIA	113.466.778	45.882.059	-147,30	71.902.686	38.830.283	-46,00
KUWAIT	14.177.531	11.410.597	-24,25	10.983.036	10.717.351	-2,42
JORDAN	25.178.597	19.154.300	-31,45	17.721.349	14.916.769	-15,83
LEBANON	2.134.232	2.324.502	8,19	1.388.381	1.906.779	37,34
YEMEN	3.519.497	780.966	-350,66	1.797.307	545.699	-69,64
OMAN	7.625.444	5.083.701	-50,00	4.798.702	4.776.899	-0,45
SYRIA ARAB REPUBLIC	185.311	902.643	79,47	106.105	732.916	590,75
TURKEY	6.424.860	13.222.844	51,41	3.736.888	8.903.715	138,27
UNITED ARAB EMIRATES	89.456.722	74.861.055	-19,50	58.325.626	62.830.269	7,72
QATAR	13.827.245	14.610.728	5,36	9.239.474	12.821.014	38,76
BAHRAIN	2.779.490	2.756.155	-0,85	1.861.890	2.135.630	14,70
EGYPT	9.043.092	12.672.160	28,64	5.490.049	9.696.976	76,63
LIBYAN ARAB JAMAHIRIYA	465.677	157.233	-196,17	258.972	225.700	-12,85
MOROCCO	518.174	1.617.579	67,97	332.865	1.541.981	363,25
ALGERIA	12.996.298	18.740.109	30,65	5.862.370	14.521.674	147,71
REUNION	0	20.156	100,00	0	30.250	--
ANGOLA	189.455	226.461	16,34	103.899	163.309	57,18
CAMEROON	102.210	0	--	71.640	0	-100,00
COTE D'IVOIRE	0	18.379	100,00	0	14.598	--
SOUTH AFRICA	54.775	784.945	93,02	38.511	813.504	2.012,39
MAURITIUS	38.074	22.360	-70,28	26.353	20.140	-23,58
AUSTRALIA	16.601.556	14.910.434	-11,34	15.634.125	18.712.954	19,69
NEW ZEALAND	189.027	629.694	69,98	186.860	683.168	265,60
NEW CALEDONIA	0	21.918	100,00	0	15.175	--
UNITED STATES	116.399.760	87.600.410	-32,88	91.771.673	85.201.985	-7,16
CANADA	3.292.265	3.492.087	5,72	2.728.466	3.750.035	37,44
MEXICO	7.175.310	3.788.778	-89,38	4.897.683	3.347.588	-31,65
GUATEMALA	19.840	0	--	24.800	0	-100,00
NICARAGUA	0	181.120	100,00	0	255.403	--
CURACAO	64.320	0	--	35.449	0	-100,00
BRAZIL	162.608	0	--	105.383	0	-100,00
TRINIDAD AND TOBAGO	76.211	0	--	56.089	0	-100,00
JAMAICA	275.707	100.807	-173,50	226.595	100.863	-55,49
PUERTO RICO	145.970	269.881	45,91	144.136	317.379	120,19
BELIZE	12.400	0	--	12.400	0	-100,00

TABEL 5. PERKEMBANGAN EKSPOR INDONESIA MENURUT KOMODITI DAN NEGARA TUJUAN

JENIS BARANG	BERAT BERSIH (KG)		PERUB	NILAI FOB (US \$)		PERUB
	JAN-SEP 2006	JAN-SEP 2007	%	JAN-SEP 2006	JAN-SEP 2007	%
(1)	(2)	(3)	(4)	(5)	(6)	(7)
COSTA RICA	0	88.206	100,00	0	236.140	--
ANTIGUA AND BARBUDA	24.800	0	--	27.776	0	-100,00
FRENCH POLYNESIA	0	59.140	100,00	0	51.861	--
MARTINIQUE	0	94	100,00	0	300	--
UNITED KINGDOM	14.550.181	12.256.587	-18,71	10.344.646	14.076.218	36,07
NETHERLANDS	17.479.515	15.440.519	-13,21	14.294.184	22.538.720	57,68
FRANCE	1.568.405	3.175.820	50,61	1.243.744	3.626.188	191,55
GERMANY, FED. REP. OF	12.634.942	30.661.478	58,79	11.579.017	41.925.588	262,08
BELGIUM	24.620.210	23.857.346	-3,20	20.043.650	23.659.174	18,04
LUXEMBOURG	0	10.368	100,00	0	17.280	--
DENMARK	106.746	1.103.395	90,33	104.939	1.262.406	1.102,99
NORWAY	495.297	257.689	-92,21	434.524	345.919	-20,39
SWEDEN	511.037	994.434	48,61	410.734	982.204	139,13
FINLAND	0	106.077	100,00	0	157.300	--
IRELAND	0	128.694	100,00	0	169.313	--
ITALY	3.979.396	6.734.072	40,91	2.940.408	9.574.046	225,60
SPAIN	0	380.084	100,00	0	447.042	--
PORTUGAL	34.881	13.219	-163,87	47.354	25.584	-45,97
GREECE	11.145	424.740	97,38	7.574	655.374	8.552,94
ANDORRA	35.162	0	--	23.106	0	-100,00
POLAND	0	2.351.906	100,00	0	3.648.310	--
ROMANIA	0	160.346	100,00	0	267.967	--
BULGARIA	0	71.142	100,00	0	144.540	--
UKRAINE	16.200	49.425	67,22	11.893	78.508	560,12
LATVIA	12.402	0	--	14.898	0	-100,00
CROATIA	0	17.466	100,00	0	8.737	--
MALTA	23.268	0	--	18.430	0	-100,00
SLOVAKIA	0	22.500	100,00	0	23.517	--
RUSSIA FEDERATION	45.030	2.352	-1.814,54	24.154	3.757	-84,45
-KAYU GERGAJIAN	355.074.922	136.261.749	-160,58	297.642.087	129.723.826	-56,42
JAPAN	74.603.709	33.687.447	-121,46	79.152.743	38.358.634	-51,54
HONG KONG	1.263.726	1.732.606	27,06	789.917	868.269	9,92
KOREA, DEMOCRATIC PEOPLE'S REPL	21.512	0	--	19.048	0	-100,00
KOREA, REPUBLIC OF	31.137.225	15.887.747	-95,98	23.598.974	12.341.059	-47,71
TAIWAN	71.956.050	18.144.468	-296,57	37.241.790	10.461.437	-71,91
CHINA	51.029.907	16.418.621	-210,81	23.002.824	8.557.056	-62,80
MACAU	7.234	0	--	9.159	0	-100,00
THAILAND	379.804	75.525	-402,89	411.724	61.527	-85,06
SINGAPORE	6.072.903	2.141.342	-183,60	3.755.406	1.574.092	-58,08
PHILIPPINES	39.875	4.108	-870,67	39.781	7.263	-81,74
MALAYSIA	10.954.310	3.965.170	-176,26	6.492.700	2.584.087	-60,20
VIET NAM	7.579.560	4.738.297	-59,96	3.037.457	2.290.936	-24,58
INDIA	111.130	8.680	-1.180,30	77.510	15.592	-79,88
SRI LANKA	5.361	68.900	92,22	5.400	59.481	1.001,50
SAUDI ARABIA	500.625	2.094.788	76,10	428.991	1.907.208	344,58
KUWAIT	1.891.318	726.042	-160,50	1.544.065	642.179	-58,41
JORDAN	6.149.840	686.201	-796,22	5.421.444	675.810	-87,53
LEBANON	1.100.017	0	--	765.310	0	-100,00
TURKEY	9.047	36.329	75,10	21.243	57.293	169,70
UNITED ARAB EMIRATES	248.768	81.448	-205,43	455.359	82.181	-81,95
QATAR	61.776	62.370	0,95	50.332	51.648	2,61
BAHRAIN	222.045	0	--	152.358	0	-100,00
EGYPT	4.336.824	808.606	-436,33	2.630.299	733.879	-72,10
LIBYAN ARAB JAMAHIRIYA	646.662	0	--	594.040	0	-100,00
ALGERIA	305.062	152.531	-100,00	275.056	148.530	-46,00
KENYA	21.196	0	--	18.913	0	-100,00
REUNION	12.514	9.537	-31,22	17.333	13.003	-24,98
SOUTH AFRICA	2.670.024	1.263.040	-111,40	2.932.543	1.397.226	-52,35
MAURITIUS	733	19.703	96,28	327	12.214	3.635,17
AUSTRALIA	4.133.482	1.956.031	-111,32	4.201.585	2.391.572	-43,08
NEW ZEALAND	382.128	295.776	-29,20	232.705	164.325	-29,38
NAURU	20.645	0	--	40.058	0	-100,00
NEW CALEDONIA	15.562	9.370	-66,08	10.441	14.509	38,96
TOKELAU	12.269	0	--	8.256	0	-100,00
UNITED STATES	5.128.076	5.219.263	1,75	5.110.661	3.081.120	-39,71
CANADA	477.067	138.656	-244,07	471.757	122.171	-74,10
MEXICO	0	896	100,00	0	861	--
GUATEMALA	326.809	0	--	142.833	0	-100,00
VENEZUELA	34.189	0	--	26.342	0	-100,00
BRAZIL	21.801	0	--	16.569	0	-100,00
TRINIDAD AND TOBAGO	0	307.014	100,00	0	131.172	--
COSTA RICA	0	23.163	100,00	0	64.221	--
FRENCH POLYNESIA	51.875	1.475	-3.416,95	36.232	2.823	-92,21
NETHERLANDS ANTILLES	48.964	6.251	-683,30	89.490	10.197	-88,61
TURKS AND CAICOS ISLANDS	0	19.646	100,00	0	13.576	--
GUADELOUPE	10.550	0	--	16.182	0	-100,00
UNITED KINGDOM	1.169.523	1.229.510	4,88	2.070.229	2.540.746	22,73

TABEL 5. PERKEMBANGAN EKSPOR INDONESIA MENURUT KOMODITI DAN NEGARA TUJUAN

JENIS BARANG	BERAT BERSIH (KG)		PERUB	NILAI FOB (US \$)		PERUB
	JAN-SEP 2006	JAN-SEP 2007	%	JAN-SEP 2006	JAN-SEP 2007	%
(1)	(2)	(3)	(4)	(5)	(6)	(7)
NETHERLANDS	20.471.522	8.795.703	-132,74	26.486.859	13.704.199	-48,26
FRANCE	1.694.520	961.073	-76,32	2.052.349	1.414.350	-31,09
GERMANY, FED. REP. OF	30.482.422	8.321.417	-266,31	41.882.984	13.925.833	-66,75
AUSTRIA	0	17.312	100,00	0	16.591	--
BELGIUM	4.571.058	891.883	-412,52	5.604.351	1.302.540	-76,76
SWITZERLAND	11.913	0	--	8.934	0	-100,00
LUXEMBOURG	22.142	0	--	40.458	0	-100,00
DENMARK	605.927	202.415	-199,35	759.860	338.406	-55,46
NORWAY	0	15.439	100,00	0	28.559	--
SWEDEN	112.815	81.376	-38,63	107.652	108.973	1,23
FINLAND	68.827	143.750	52,12	79.747	163.060	104,47
IRELAND	53.987	32.831	-64,44	153.998	58.624	-61,93
ITALY	7.732.641	2.493.167	-210,15	8.839.044	4.226.538	-52,18
SPAIN	282.296	353.001	20,03	434.938	440.090	1,18
PORTUGAL	13.267	0	--	19.681	0	-100,00
GREECE	368.650	151.373	-143,54	589.539	273.951	-53,53
POLAND	3.195.734	1.642.169	-94,60	4.977.536	2.116.585	-57,48
ROMANIA	23.172	32.824	29,41	38.170	53.851	41,08
AZERBAIJAN	0	2.190	100,00	0	3.113	--
UKRAINE	15.742	20.000	21,29	8.631	38.997	351,82
SLOVENIA	83.457	67.215	-24,16	74.378	61.664	-17,09
RUSSIA FEDERATION	93.133	16.054	-480,12	67.592	10.005	-85,20
-KAYU OLAHAN LAIN	1.464.450.792	1.224.410.426	-19,60	1.069.087.801	1.063.952.101	-0,48
JAPAN	276.461.044	108.747.460	-154,22	116.058.464	114.309.275	-1,51
HONG KONG	29.297.091	15.155.704	-93,31	16.434.654	13.425.038	-18,31
KOREA, DEMOCRATIC PEOPLE'S REPL	45	3.025	98,51	195	542	177,95
KOREA, REPUBLIC OF	73.650.506	100.965.278	27,05	53.434.265	52.273.380	-2,17
TAIWAN	66.835.524	56.723.188	-17,83	24.517.948	24.842.501	1,32
CHINA	341.643.919	349.865.769	2,35	104.284.265	72.451.780	-30,52
MACAU	504	37.433	98,65	2.246	52.190	2.223,69
PAPUA NEW GUINEA	3.909	6.791	42,44	4.810	16.847	250,25
THAILAND	1.821.925	1.808.006	-0,77	1.380.853	1.363.985	-1,22
SINGAPORE	30.543.742	17.608.689	-73,46	20.270.900	14.702.766	-27,47
PHILIPPINES	13.380.002	5.397.173	-147,91	3.982.840	1.270.023	-68,11
MALAYSIA	35.419.356	22.057.009	-60,58	16.768.592	12.870.676	-23,25
CAMBODIA	20.461	4.317	-373,96	45.301	10.565	-76,68
BRUNEI DARUSSALAM	165.578	317.164	47,79	159.754	313.585	96,29
NEPAL	86	0	--	1.065	0	-100,00
VIET NAM	22.772.767	17.903.943	-27,19	6.876.945	6.507.217	-5,38
MALDIVES	458.038	507.805	9,80	1.719.311	1.464.110	-14,84
INDIA	9.776.315	3.322.629	-194,23	6.628.431	2.504.178	-62,22
PAKISTAN	1.911.131	762.268	-150,72	1.402.037	512.883	-63,42
BANGLADESH	46.037	38.987	-18,08	10.325	39.610	283,63
SRI LANKA	320.585	232.559	-37,85	382.274	166.648	-56,41
IRAQ	0	191.692	100,00	0	78.465	--
IRAN (ISLAMIC REPUBLIC OF)	680.015	594.422	-14,40	379.345	574.891	51,55
SAUDI ARABIA	27.782.473	13.349.063	-108,12	6.794.723	5.250.636	-22,72
ISRAEL	0	958	100,00	0	1.916	--
KUWAIT	4.343.942	3.576.701	-21,45	1.394.799	1.757.468	26,00
JORDAN	816.793	1.749.852	53,32	416.093	782.639	88,09
LEBANON	87.099	138.644	37,18	186.827	170.755	-8,60
YEMEN	2.776.371	2.245.901	-23,62	746.214	861.021	15,39
OMAN	59.135	46.118	-28,23	61.368	23.399	-61,87
SYRIA ARAB REPUBLIC	10.355.819	8.577.288	-20,74	1.394.673	1.616.295	15,89
TURKEY	3.438.148	5.971.969	42,43	4.281.157	7.485.375	74,84
UNITED ARAB EMIRATES	18.982.463	14.364.715	-32,15	7.559.858	7.765.401	2,72
QATAR	1.727.896	1.366.700	-26,43	662.844	601.800	-9,21
BAHRAIN	981.390	932.346	-5,26	348.727	456.056	30,78
CYPRUS	153.814	196.726	21,81	282.760	353.919	25,17
EGYPT	10.469.612	21.841.001	52,06	1.601.680	5.151.214	221,61
LIBYAN ARAB JAMAHIRIYA	46.969	99.802	52,94	42.220	129.388	206,46
MOROCCO	32.499	115.660	71,90	61.450	154.117	150,80
TUNISIA	48.351	898.108	94,62	78.851	691.389	776,83
ALGERIA	956.005	202.860	-371,26	279.587	65.034	-76,74
SUDAN	46.834	717	-6.431,94	100.971	1.074	-98,94
ERITREA	0	14.137	100,00	0	24.004	--
NAMIBIA	4.149	2.875	-44,31	10.021	7.373	-26,42
ETHIOPIA	745	28.815	97,41	1.151	50.443	4.282,54
TANZANIA, UNITED REPUBLIC OF	2.106	15.099	86,05	6.926	30.478	340,05
MADAGASCAR	25.903	16.128	-60,61	42.567	13.377	-68,57
SOMALIA	16.157	0	--	50.505	0	-100,00
KENYA	635	22.663	97,20	953	43.993	4.516,26
REUNION	314.175	509.419	38,33	395.219	648.358	64,05
MOZAMBIQUE	30.773	22.880	-34,50	13.534	11.379	-15,92
BOTSWANA	4.888	5.223	6,41	9.113	12.959	42,20
TOGO	8.400	9.240	9,09	14.280	17.160	20,17
GHANA	4.953	1.111	-345,81	6.065	2.570	-57,63

TABEL 5. PERKEMBANGAN EKSPOR INDONESIA MENURUT KOMODITI DAN NEGARA TUJUAN

JENIS BARANG	BERAT BERSIH (KG)		PERUB	NILAI FOB (US \$)		PERUB
	JAN-SEP 2006	JAN-SEP 2007	%	JAN-SEP 2006	JAN-SEP 2007	%
(1)	(2)	(3)	(4)	(5)	(6)	(7)
ANGOLA	0	6.013	100,00	0	5.332	--
CONGO	26	0	--	472	0	-100,00
NIGERIA	7.120	0	--	12.936	0	-100,00
GABON	985	4.631	78,73	2.358	9.237	291,73
COTE D'IVOIRE	1.098	16.834	93,48	1.593	24.369	1.429,76
SENEGAL	2.278	15.024	84,84	4.445	15.154	240,92
MALI	0	560	100,00	0	1.116	--
BENIN	122	1.114	89,05	288	2.288	694,44
BURKINA FASO	0	1.114	100,00	0	2.288	--
GAMBIA	0	1.114	100,00	0	2.288	--
U.S. VIRGIN ISLANDS	6.140	14.234	56,86	15.544	26.476	70,33
SEYCHELLES	134.271	91.624	-46,55	279.393	321.759	15,16
UGANDA	0	257	100,00	0	1.273	--
SOUTH AFRICA	11.447.887	10.689.993	-7,09	10.885.821	12.432.235	14,21
MAURITIUS	184.259	174.328	-5,70	200.921	300.751	49,69
VIRGIN ISLANDS (BRITISH)	18.107	8.883	-103,84	11.030	30.139	173,25
AUSTRALIA	68.009.325	85.517.319	20,47	72.097.177	100.860.098	39,89
NEW ZEALAND	8.412.537	10.300.083	18,33	7.761.296	10.800.035	39,15
MICRONESIA, FEDERATED STATES OF	3.074	0	--	6.916	0	-100,00
GUAM	122.868	85.055	-44,46	279.423	238.213	-14,75
PALAU	4.124	2.190	-88,31	5.970	6.589	10,37
NEW CALEDONIA	855.456	626.923	-36,45	887.116	953.636	7,50
NORTHERN MARIANA ISLANDS	30.167	7.716	-290,97	43.112	24.605	-42,93
SAINT VINCENT AND THE GRENADINES	21.788	30.024	27,43	14.121	23.430	65,92
VANUATU	51.320	32.400	-58,40	43.992	61.687	40,22
WALLIS AND FUTUNA ISLANDS	23.513	9.400	-150,14	29.065	15.888	-45,34
AMERICAN SAMOA	394	0	--	336	0	-100,00
COOK ISLANDS	2.868	40.380	92,90	16.666	96.242	477,48
FIJI	107.646	139.550	22,86	209.479	198.749	-5,12
MARSHALL ISLANDS	0	2	100,00	0	76	--
SAMOA	785	947	17,11	3.897	2.706	-30,56
TONGA	527	371	-42,05	3.245	458	-85,89
CHRISTMAS ISLANDS	2.060	0	--	5.669	0	-100,00
EAST TIMOR	26.191	56.090	53,31	46.470	82.143	76,77
UNITED STATES	91.451.131	84.444.942	-8,30	189.030.754	188.860.784	-0,09
CANADA	6.688.201	5.302.806	-26,13	11.576.418	10.091.329	-12,83
MEXICO	1.124.689	1.171.434	3,99	2.749.140	3.001.481	9,18
GUATEMALA	9.698	4.553	-113,00	24.979	24.905	-0,30
HONDURAS	10.990	33.240	66,94	4.225	26.824	534,89
NICARAGUA	2.633	1.403	-87,67	1.520	1.052	-30,79
PANAMA	98.818	31.203	-216,69	80.486	66.711	-17,11
CUBA	4.909	0	--	2.319	0	-100,00
SURINAME	1.167	0	--	5.653	0	-100,00
CHILE	311.740	303.927	-2,57	594.550	659.960	11,00
VENEZUELA	152.437	112.064	-36,03	212.900	243.957	14,59
ARGENTINA	131.900	273.195	51,72	206.404	529.681	156,62
BRAZIL	351.284	374.643	6,24	565.208	760.842	34,61
COLOMBIA	169.932	214.923	20,93	296.194	386.205	30,39
BOLIVIA	124	1.079	88,51	282	1.803	539,36
URUGUAY	21.840	31.051	29,66	52.196	85.505	63,82
ECUADOR	9.353	6.759	-38,38	8.356	11.761	40,75
PERU	7.301	2.140	-241,17	28.440	9.666	-66,01
TRINIDAD AND TOBAGO	1.840	510	-260,78	2.285	1.045	-54,27
BAHAMAS	29.463	47.538	38,02	44.483	127.344	186,28
JAMAICA	120.874	125.572	3,74	252.165	250.303	-0,74
PUERTO RICO	185.598	83.278	-122,87	366.761	263.028	-28,28
BELIZE	13.314	5.666	-134,98	34.672	17.527	-49,45
DOMINICAN REPUBLIC	172.684	121.179	-42,50	221.049	212.655	-3,80
EL SALVADOR	8.723	10.209	14,56	16.722	10.518	-37,10
COSTA RICA	158.586	151.628	-4,59	165.931	207.720	25,18
HAITI	839	0	--	570	0	-100,00
BARBADOS	16.227	49.820	67,43	17.234	169.910	885,90
ANTIGUA AND BARBUDA	115.739	25.922	-346,49	316.749	72.679	-77,05
ANGUILLA	2.141	35.443	93,96	1.646	68.859	4.083,41
ARUBA	18.298	37.610	51,35	28.808	61.125	112,18
BERMUDA	4.794	16.403	70,77	32.240	42.557	32,00
CAYMAN ISLANDS	42	5.434	99,23	235	21.702	9.134,89
DOMINICA	0	2.642	100,00	0	4.981	--
FALKLAND ISLANDS (MALVINAS)	14.508	3.679	-294,35	16.646	4.803	-71,15
FRENCH GUIANA	25.572	19.568	-30,68	44.163	33.826	-23,41
FRENCH POLYNESIA	683.590	360.078	-89,84	710.401	544.904	-23,30
GRENADA	4.386	16.161	72,86	5.617	26.129	365,18
MARTINIQUE	21.586	49.854	56,70	65.998	118.856	80,09
NETHERLANDS ANTILLES	103.950	226.981	54,20	166.238	701.519	322,00
NORFOLK ISLANDS	3.049	0	--	4.229	0	-100,00
SAINT LUCIA	43.954	3.461	-1.169,98	92.293	6.584	-92,87
TURKS AND CAICOS ISLANDS	583.545	681.416	14,36	541.950	825.601	52,34
GUADELOUPE	113.745	95.858	-18,66	195.109	390.138	99,96

TABEL 5. PERKEMBANGAN EKSPOR INDONESIA MENURUT KOMODITI DAN NEGARA TUJUAN

JENIS BARANG	BERAT BERSIH (KG)		PERUB	NILAI FOB (US \$)		PERUB
	JAN-SEP 2006	JAN-SEP 2007	%	JAN-SEP 2006	JAN-SEP 2007	%
(1)	(2)	(3)	(4)	(5)	(6)	(7)
SAINT KITTS AND NEVIS	7.854	15.000	47,64	12.611	2.180	-82,71
UNITED KINGDOM	33.293.724	30.176.591	-10,33	53.605.463	57.091.506	6,50
NETHERLANDS	81.740.104	65.316.144	-25,15	92.666.959	85.986.679	-7,21
FRANCE	19.995.832	18.401.948	-8,66	27.518.655	29.138.244	5,89
GERMANY, FED. REP. OF	50.392.953	40.232.671	-25,25	58.987.447	59.703.261	1,21
AUSTRIA	276.456	248.341	-11,32	767.153	695.336	-9,36
BELGIUM	37.479.972	24.270.124	-54,43	36.349.486	29.510.577	-18,81
SWITZERLAND	399.147	281.056	-42,02	652.076	741.809	13,76
LUXEMBOURG	383	50.383	99,24	1.705	52.551	2.982,17
DENMARK	8.735.536	7.166.959	-21,89	12.992.419	11.042.335	-15,01
NORWAY	4.645.851	4.627.013	-0,41	9.126.241	9.308.552	2,00
SWEDEN	1.913.042	1.913.212	0,01	3.143.778	3.486.034	10,89
FINLAND	1.984.513	2.122.024	6,48	2.924.754	3.716.160	27,06
IRELAND	3.005.414	2.581.140	-16,44	6.096.142	5.307.575	-12,94
ITALY	15.954.675	14.902.349	-7,06	27.261.638	28.918.639	6,08
SPAIN	7.402.090	9.297.259	20,38	13.151.403	17.468.604	32,83
PORTUGAL	2.164.061	2.455.138	11,86	3.951.191	4.761.989	20,52
ICELAND	24.588	26.340	6,65	29.281	55.238	88,65
MONTSERRAT	7.425	0	--	28.463	0	-100,00
GREECE	1.838.498	2.533.597	27,44	2.537.387	3.397.959	33,92
VATICAN CITY STATE (HOLY SEE)	0	4.357	100,00	0	1.810	--
HUNGARY	226.432	221.926	-2,03	322.841	523.814	62,25
POLAND	6.670.724	10.392.724	35,81	6.851.898	12.799.693	86,81
ROMANIA	60.479	118.043	48,77	69.306	195.692	182,36
BULGARIA	204.044	428.118	52,34	282.384	677.291	139,85
YUGOSLAVIA	45.816	41.899	-9,35	74.552	74.504	-0,06
ALBANIA	3.584	2.264	-58,30	3.010	1.289	-57,18
AZERBAIJAN	0	102.460	100,00	0	132.240	--
BELARUS	0	4.786	100,00	0	15.369	--
KAZAKHSTAN	235.819	346.109	31,87	242.352	521.426	115,15
MOLDOVA, REPUBLIC OF	5.624	0	--	4.194	0	-100,00
TAJIKISTAN	16.675	0	--	10.661	0	-100,00
UKRAINE	683.894	918.090	25,51	910.825	1.230.007	35,04
LITHUANIA	642.654	79.271	-710,71	766.909	219.086	-71,43
LATVIA	476.431	655.732	27,34	565.468	824.804	45,86
ESTONIA	85.683	474.367	81,94	111.872	682.264	509,86
GEORGIA	735	54.516	98,65	3.470	73.699	2.023,89
CROATIA	552.518	517.256	-6,82	768.835	1.160.591	50,95
BOSNIA AND HERZEGOVINA	0	806	100,00	0	2.037	--
MALTA	34.952	84.353	58,56	52.769	150.091	184,43
SLOVAKIA	52.795	33.389	-58,12	63.534	61.176	-3,71
SLOVENIA	270.837	190.605	-42,09	406.213	355.426	-12,50
CZECH REPUBLIC	266.323	377.758	29,50	459.156	1.234.248	168,81
FAEROE ISLANDS	0	20	100,00	0	280	--
RUSSIA FEDERATION	1.453.448	1.810.813	19,74	2.070.375	3.211.852	55,13
-TIMAH	98.136.824	74.971.010	-30,90	716.234.689	984.368.361	37,44
JAPAN	9.298.172	2.876.787	-223,21	64.071.670	36.268.313	-43,39
HONG KONG	2.143.412	284.209	-654,17	16.102.256	2.189.069	-86,41
KOREA, REPUBLIC OF	489.940	362.717	-35,08	3.659.176	4.721.946	29,04
TAIWAN	3.262.548	395.080	-725,79	18.812.838	3.047.362	-83,80
CHINA	985.844	379.121	-160,03	7.111.755	3.506.205	-50,70
THAILAND	12.876.220	32	-40.238.087,50	88.014.401	84	-100,00
SINGAPORE	61.883.257	67.933.105	8,91	472.158.251	905.279.511	91,73
PHILIPPINES	37.315	0	--	271.785	0	-100,00
MALAYSIA	4.228.629	1.415.356	-198,77	27.549.262	19.939.077	-27,62
VIET NAM	958.659	1.392	-68.769,18	7.118.712	3.375	-99,95
INDIA	327.532	68.356	-379,16	2.350.543	329.078	-86,00
PAKISTAN	7.717	49.558	84,43	57.600	743.370	1.190,57
BANGLADESH	217.800	387.676	43,82	33.759	80.898	139,63
UNITED ARAB EMIRATES	619	0	--	4.550	0	-100,00
AUSTRALIA	95.520	134.585	29,03	400.810	827.735	106,52
UNITED STATES	901.168	128.889	-599,18	6.234.694	312.575	-94,99
EL SALVADOR	100.000	0	--	650.000	0	-100,00
UNITED KINGDOM	0	70.288	100,00	0	943.449	--
NETHERLANDS	50.681	0	--	299.526	0	-100,00
FRANCE	0	413	100,00	0	270	--
GERMANY, FED. REP. OF	106.508	83.386	-27,73	222.607	249.294	11,99
BELGIUM	0	400.000	100,00	0	5.920.000	--
SWITZERLAND	140.000	0	--	910.000	0	-100,00
NORWAY	0	60	100,00	0	6.750	--
ITALY	25.283	0	--	200.494	0	-100,00
-ALUMINIUM	234.293.062	222.028.975	-5,52	628.306.238	669.036.726	6,48
JAPAN	136.235.701	123.015.417	-10,75	323.932.007	334.486.917	3,26
HONG KONG	2.239.456	1.123.201	-99,38	6.342.045	3.588.433	-43,42
KOREA, REPUBLIC OF	4.568.549	4.306.013	-6,10	8.568.098	6.977.324	-18,57
TAIWAN	4.208.342	2.226.847	-88,98	12.183.842	7.983.099	-34,48

TABEL 5. PERKEMBANGAN EKSPOR INDONESIA MENURUT KOMODITI DAN NEGARA TUJUAN

JENIS BARANG	BERAT BERSIH (KG)		PERUB	NILAI FOB (US \$)		PERUB
	JAN-SEP 2006	JAN-SEP 2007	%	JAN-SEP 2006	JAN-SEP 2007	%
(1)	(2)	(3)	(4)	(5)	(6)	(7)
CHINA	2.794.686	1.948.844	-43,40	6.838.338	7.155.278	4,63
MACAU	544	0	--	9.713	0	-100,00
PAPUA NEW GUINEA	515.101	630.882	18,35	1.784.566	2.258.647	26,57
THAILAND	7.058.404	5.123.200	-37,77	24.033.138	19.564.840	-18,59
SINGAPORE	8.927.310	16.481.353	45,83	27.004.333	52.453.000	94,24
PHILIPPINES	7.321.706	9.269.532	21,01	22.847.916	30.540.728	33,67
MALAYSIA	12.315.094	10.012.987	-22,99	35.553.300	33.768.057	-5,02
MYANMAR (FORM. BURMA)	39.064	180.875	78,40	180.496	617.892	242,33
BRUNEI DARUSSALAM	152.011	211.114	28,00	461.405	781.458	69,36
NEPAL	172.556	0	--	494.878	0	-100,00
VIET NAM	881.194	1.136.613	22,47	4.079.788	4.711.445	15,48
MALDIVES	8.180	6.243	-31,03	34.426	13.225	-61,58
INDIA	890.680	1.021.074	12,77	3.309.744	3.913.041	18,23
PAKISTAN	76.738	86.205	10,98	260.123	315.645	21,34
BANGLADESH	168.032	234.894	28,46	689.565	853.246	23,74
SRI LANKA	201.465	163.404	-23,29	579.751	875.365	50,99
IRAQ	0	7.975	100,00	0	47.909	--
IRAN (ISLAMIC REPUBLIC OF)	18.582	31.172	40,39	57.103	108.172	89,43
SAUDI ARABIA	442.187	303.117	-45,88	1.352.957	1.006.933	-25,58
KUWAIT	26.478	25.046	-5,72	49.218	67.671	37,49
JORDAN	0	5.521	100,00	0	29.878	--
OMAN	0	219	100,00	0	325	--
TURKEY	32.420	201.450	83,91	131.535	813.606	518,55
UNITED ARAB EMIRATES	265.056	216.083	-22,66	1.121.051	1.194.277	6,53
QATAR	79.579	177	-44.859,89	278.836	753	-99,73
CYPRUS	67.764	0	--	119.015	0	-100,00
EGYPT	0	1.689.829	100,00	0	5.844.833	--
MOROCCO	51.078	1.131	-4.416,18	176.532	6.873	-96,11
TUNISIA	8.926	0	--	32.352	0	-100,00
SUDAN	974.523	22.813	-4.171,79	3.194.809	114.323	-96,42
NAMIBIA	0	1.138	100,00	0	4.031	--
ETHIOPIA	5.578.398	0	--	15.519.894	0	-100,00
MADAGASCAR	18.680	60.828	69,29	59.009	191.337	224,25
KENYA	0	1.648	100,00	0	4.960	--
REUNION	16.308	30.941	47,29	46.629	107.692	130,95
MOZAMBIQUE	0	3.056	100,00	0	19.082	--
TOGO	24.888	0	--	71.014	0	-100,00
GHANA	496	10.395	95,23	4.060	55.347	1.263,23
NIGERIA	2.419	988.454	99,76	7.485	1.428.999	18.991,50
COTE D'IVOIRE	114.672	39.440	-190,75	581.667	195.160	-66,45
SENEGAL	27.809	46.667	40,41	86.668	124.438	43,58
GUINEA BISSAU	86	0	--	327	0	-100,00
U.S. VIRGIN ISLANDS	0	20	100,00	0	34	--
SEYCHELLES	16.923	156	-10.748,08	72.464	86	-99,88
UGANDA	0	455.050	100,00	0	1.643.000	--
SOUTH AFRICA	102.900	238.560	56,87	375.632	1.113.860	196,53
ZAMBIA	0	1.109	100,00	0	6.493	--
MALAWI	0	22.324	100,00	0	125.456	--
MAURITIUS	536.482	476.837	-12,51	1.553.585	1.671.683	7,60
AUSTRALIA	2.932.782	4.292.550	31,68	8.610.329	15.650.577	81,77
NEW ZEALAND	367.265	661.249	44,46	1.267.727	2.301.602	81,55
PALAU	1	121	99,17	12	117	875,00
NEW CALEDONIA	290.133	266.468	-8,88	787.167	821.734	4,39
VANUATU	305	5.366	94,32	352	40.548	11.419,32
FIJI	122.490	247.574	50,52	309.576	752.531	143,08
SOLOMON ISLANDS	495	0	--	351	0	-100,00
EAST TIMOR	813	15	-5.320,00	1.168	42	-96,40
UNITED STATES	28.834.563	30.084.282	4,15	96.072.892	103.782.154	8,02
CANADA	1.819.941	2.106.010	13,58	6.019.260	8.122.042	34,93
MEXICO	2.028	794	-155,42	20.826	1.540	-92,61
PANAMA	0	913	100,00	0	9.716	--
CHILE	47.228	44.448	-6,25	244.917	281.444	14,91
VENEZUELA	13	20	35,00	22	157	613,64
ARGENTINA	501	71	-605,63	6.113	70	-98,85
BRAZIL	4.459	2.557	-74,38	22.389	13.476	-39,81
COLOMBIA	17.665	0	--	55.115	0	-100,00
URUGUAY	35	0	--	48	0	-100,00
ECUADOR	0	56	100,00	0	148	--
PERU	940	21	-4.376,19	7.748	142	-98,17
JAMAICA	0	1.357	100,00	0	112	--
PUERTO RICO	85.008	37.373	-127,46	255.366	122.250	-52,13
DOMINICAN REPUBLIC	8.938	3.245	-175,44	33.258	32.812	-1,34
EL SALVADOR	12.889	0	--	40.168	0	-100,00
COSTA RICA	9	243	96,30	2	246	12.200,00
HAITI	63.897	0	--	334.904	0	-100,00
ANTIGUA AND BARBUDA	8	0	--	159	0	-100,00
ANGUILLA	0	3	100,00	0	15	--
FRENCH POLYNESIA	136	1.301	89,55	993	1.607	61,83

TABEL 5. PERKEMBANGAN EKSPOR INDONESIA MENURUT KOMODITI DAN NEGARA TUJUAN

JENIS BARANG	BERAT BERSIH (KG)		PERUB	NILAI FOB (US \$)		PERUB
	JAN-SEP 2006	JAN-SEP 2007	%	JAN-SEP 2006	JAN-SEP 2007	%
(1)	(2)	(3)	(4)	(5)	(6)	(7)
MARTINIQUE	0	151	100,00	0	92	--
NETHERLANDS ANTILLES	0	9	100,00	0	294	--
SAINT LUCIA	1	0	--	8	0	-100,00
GUADELOUPE	5.234	86	-5.986,05	12.360	125	-98,99
UNITED KINGDOM	744.962	630.674	-18,12	3.517.588	3.208.303	-8,79
NETHERLANDS	134.099	97.619	-37,37	735.024	643.505	-12,45
FRANCE	221.699	328.556	32,52	1.288.164	1.845.511	43,27
GERMANY, FED. REP. OF	38.516	306.610	87,44	167.241	749.883	348,38
AUSTRIA	1.203	8.236	85,39	7.550	44.132	484,53
BELGIUM	326.891	111.736	-192,56	994.865	670.105	-32,64
SWITZERLAND	9.201	1.425	-545,68	16.623	15.669	-5,74
DENMARK	6.564	60.484	89,15	61.710	202.159	227,60
NORWAY	0	2.443	100,00	0	15.659	--
SWEDEN	17.489	85.795	79,62	69.517	222.584	220,19
FINLAND	16.925	0	--	102.126	0	-100,00
IRELAND	662	104	-536,54	3.673	63	-98,28
ITALY	160.443	290.036	44,68	904.108	1.458.369	61,30
SPAIN	52.018	181.749	71,38	255.863	717.179	180,30
PORTUGAL	2.728	3.916	30,34	14.412	23.325	61,84
GREECE	7.807	7.657	-1,96	24.258	45.408	87,19
DEMOCRATIC REPUBLIC OF THE CONC	0	14.359	100,00	0	55.351	--
HUNGARY	1.785	10.365	82,78	58.543	66.987	14,42
POLAND	0	4.461	100,00	0	23.115	--
ROMANIA	2.263	4.390	48,45	12.900	17.548	36,03
BULGARIA	2.481	234	-960,26	13.008	425	-96,73
YUGOSLAVIA	1	3.196	99,97	1	49.333	4.933.200,00
UKRAINE	0	6.208	100,00	0	35.001	--
CROATIA	13.729	4.052	-238,82	62.001	24.692	-60,17
MALTA	2.332	443	-426,41	13.014	1.350	-89,63
SLOVAKIA	0	3	100,00	0	435	--
SLOVENIA	10.601	0	--	37.494	0	-100,00
CZECH REPUBLIC	19.375	43.333	55,29	88.664	152.250	71,72
RUSSIA FEDERATION	700.044	4.754	-14.625,37	1.675.347	27.941	-98,33
-NIKEL	62.188.566	97.510.458	36,22	715.801.568	1.971.501.448	175,43
JAPAN	62.031.536	71.010.592	12,64	714.521.116	1.745.030.543	144,22
HONG KONG	0	23.230	100,00	0	89.209	--
KOREA, REPUBLIC OF	60	4.986.394	100,00	200	45.703.366	22.851.583,00
TAIWAN	0	2.970.197	100,00	0	29.077.039	--
CHINA	40.910	11.003	-271,81	156.865	48.033	-69,38
THAILAND	0	1	100,00	0	1.280	--
SINGAPORE	72.348	207.872	65,20	700.897	3.329.185	374,99
PHILIPPINES	0	1.047	100,00	0	14.273	--
MALAYSIA	357	9.254	96,14	6.628	59.689	800,56
VIET NAM	213	205	-3,90	4.601	1.250	-72,83
INDIA	3.895	40	-9.637,50	9.697	235	-97,58
PAKISTAN	2.201	958	-129,75	94.315	56.640	-39,95
BANGLADESH	0	92	100,00	0	5.520	--
SAUDI ARABIA	75	0	--	20	0	-100,00
OMAN	0	581.454	100,00	0	3.474.471	--
AUSTRALIA	132	0	--	330	0	-100,00
UNITED STATES	17.958	7.673	-134,04	99.650	892	-99,10
CANADA	11.454	0	--	58.560	0	-100,00
UNITED KINGDOM	1	2.263	99,96	15	21.681	144.440,00
NETHERLANDS	7.418	8.197.068	99,91	144.475	85.277.511	58.925,79
GERMANY, FED. REP. OF	8	1.990	99,60	4.199	457	-89,12
BELGIUM	0	34.361	100,00	0	117.000	--
SWITZERLAND	0	9.448.224	100,00	0	58.956.855	--
SWEDEN	0	16.540	100,00	0	236.319	--
-BESI/BAJA	1.739.707.035	1.589.909.850	-9,42	1.501.332.162	1.670.179.021	11,25
JAPAN	69.195.282	73.589.259	5,97	91.891.859	130.493.408	42,01
HONG KONG	11.084.548	11.866.809	6,59	18.768.747	23.591.925	25,70
KOREA, DEMOCRATIC PEOPLE'S REPL	0	4.145	100,00	0	32.625	--
KOREA, REPUBLIC OF	39.449.494	25.545.280	-54,43	90.774.789	71.610.150	-21,11
TAIWAN	56.787.448	9.996.150	-468,09	57.714.938	49.455.175	-14,31
CHINA	106.377.893	131.050.165	18,83	59.143.040	41.402.814	-30,00
MACAU	50	48	-4,17	32	820	2.462,50
PAPUA NEW GUINEA	3.691.813	8.989.015	58,93	4.915.632	10.641.146	116,48
THAILAND	37.362.097	18.511.477	-101,83	42.350.451	35.642.430	-15,84
SINGAPORE	296.326.927	353.516.156	16,18	273.576.801	377.677.621	38,05
PHILIPPINES	67.245.085	10.390.227	-547,20	29.667.483	14.543.024	-50,98
MALAYSIA	141.411.456	172.938.044	18,23	87.212.779	132.202.895	51,59
MYANMAR (FORM. BURMA)	3.403.983	1.997.943	-70,37	3.698.468	1.849.674	-49,99
CAMBODIA	5.001.378	103	-4.855.606,80	2.294.652	1.156	-99,95
BRUNEI DARUSSALAM	705.873	1.378.970	48,81	1.283.098	932.769	-27,30
LAO PEOPLE'S DEMOCRATIC REPUBLI	0	30.371	100,00	0	263.231	--
VIET NAM	74.515.700	105.732.875	29,52	66.858.797	108.444.998	62,20

TABEL 5. PERKEMBANGAN EKSPOR INDONESIA MENURUT KOMODITI DAN NEGARA TUJUAN

JENIS BARANG	BERAT BERSIH (KG)		PERUB	NILAI FOB (US \$)		PERUB
	JAN-SEP 2006	JAN-SEP 2007	%	JAN-SEP 2006	JAN-SEP 2007	%
(1)	(2)	(3)	(4)	(5)	(6)	(7)
MALDIVES	222.391	98.157	-126,57	421.376	134.133	-68,17
INDIA	102.681.762	77.563.664	-32,38	55.803.810	76.555.344	37,19
PAKISTAN	15.934.758	7.864.800	-102,61	10.041.915	6.806.516	-32,22
BANGLADESH	3.345.585	7.401.619	54,80	2.655.509	5.083.405	91,43
SRI LANKA	13.580.368	13.448.143	-0,98	6.970.500	8.685.707	24,61
IRAN (ISLAMIC REPUBLIC OF)	43.581.038	59.438.666	26,68	27.516.885	36.142.347	31,35
SAUDI ARABIA	34.946.044	22.782.012	-53,39	27.402.251	20.035.097	-26,89
KUWAIT	11.620.383	10.201.537	-13,91	7.672.688	18.956.239	147,06
JORDAN	600	296	-102,70	763	726	-4,85
LEBANON	25.725	29.095	11,58	58.231	88.933	52,72
YEMEN	1.347.135	8.768.256	84,64	2.117.967	10.356.944	389,00
OMAN	97.240	197.914	50,87	404.466	616.849	52,51
SYRIA ARAB REPUBLIC	1.729.260	2.877.596	39,91	3.582.952	6.343.490	77,05
TURKEY	1.258.830	2.384.462	47,21	1.775.827	2.517.246	41,75
UNITED ARAB EMIRATES	70.738.225	59.846.473	-18,20	45.261.486	49.882.746	10,21
QATAR	17.819.028	16.831.458	-5,87	30.297.087	50.371.787	66,26
BAHRAIN	7.208.704	877.520	-721,49	3.619.107	555.558	-84,65
CYPRUS	39.836	35.885	-11,01	84.314	75.043	-11,00
EGYPT	5.838.384	5.609.437	-4,08	7.631.936	8.906.827	16,70
LIBYAN ARAB JAMAHIRIYA	471.117	232.635	-102,51	1.306.783	760.526	-41,80
MOROCCO	10.874	2.163	-402,73	45.681	4.282	-90,63
TUNISIA	0	1.713	100,00	0	5.333	--
ALGERIA	1.480.006	9.247.596	84,00	4.018.939	6.794.568	69,06
SUDAN	19.851	473.973	95,81	16.283	301.849	1.753,77
NAMIBIA	0	508	100,00	0	1.381	--
ETHIOPIA	0	271	100,00	0	4.564	--
TANZANIA, UNITED REPUBLIC OF	99.995	821	-12.079,66	49.260	3.710	-92,47
MADAGASCAR	1.086.573	2.007.268	45,87	732.006	1.750.885	139,19
KENYA	855.885	82.724	-934,63	998.720	81.567	-91,83
REUNION	16.259	30.182	46,13	34.448	50.710	47,21
MOZAMBIQUE	275	0	--	132	0	-100,00
TOGO	12.742	1	-1.274.100,00	46.794	2	-100,00
GHANA	52.861	529.265	90,01	60.007	1.209.438	1.915,49
GUINEA	543.587	0	--	159.025	0	-100,00
ANGOLA	209.563	1.091.574	80,80	837.731	2.098.434	150,49
CONGO	371.360	975.685	61,94	629.348	1.974.806	213,79
CAMEROON	32.612	48.547	32,82	62.040	197.633	218,56
NIGERIA	1.740.012	4.014.226	56,65	2.497.148	2.841.578	13,79
GABON	14.973	14.715	-1,75	29.099	24.560	-15,60
COTE D'IVOIRE	29.949	31.813	5,86	48.963	26.783	-45,30
SENEGAL	2.737	490	-458,57	3.961	231	-94,17
MAURITANIA	48.151	0	--	67.472	0	-100,00
BENIN	62.727	42.301	-48,29	119.686	58.425	-51,18
GAMBIA	0	1.184	100,00	0	7.125	--
U.S. VIRGIN ISLANDS	244	631	61,33	837	1.783	113,02
SEYCHELLES	1.562.806	620	-251.965,48	1.342.379	825	-99,94
UGANDA	19	0	--	171	0	-100,00
DJIBOUTI	4.355	720	-504,86	3.685	126	-96,58
SAINT HELENA	0	86	100,00	0	548	--
SOUTH AFRICA	2.176.955	1.089.394	-99,83	1.844.163	1.087.376	-41,04
ZIMBABWE	40	0	--	150	0	-100,00
ZAMBIA	0	570.736	100,00	0	1.365.093	--
COMOROS	0	6.139	100,00	0	1.229	--
MAURITIUS	3.323.306	4.071.292	18,37	4.819.613	5.675.259	17,75
AUSTRALIA	73.148.076	72.845.002	-0,42	50.621.715	55.320.568	9,28
NEW ZEALAND	8.048.333	4.802.673	-67,58	5.133.563	3.406.959	-33,63
MICRONESIA, FEDERATED STATES OF	6	2.899	99,79	15	7.152	47.580,00
GUAM	25.391	45.738	44,49	9.751	16.686	71,12
PALAU	2	1.814	99,89	72	1.769	2.356,94
NEW CALEDONIA	42.008	34.093	-23,22	55.541	40.050	-27,89
NORTHERN MARIANA ISLANDS	355	80	-343,75	887	235	-73,51
SAINT VINCENT AND THE GRENADINES	302	253	-19,37	340	399	17,35
VANUATU	7.819	2.701	-189,49	7.085	4.737	-33,14
WALLIS AND FUTUNA ISLANDS	308	1.891	83,71	404	3.563	781,93
COOK ISLANDS	792	2.788	71,59	6.614	5.051	-23,63
FIJI	88.278	687.092	87,15	79.800	918.613	1.051,14
MARSHALL ISLANDS	2.873	0	--	7.020	0	-100,00
SAMOA	0	1.501	100,00	0	4.551	--
SOLOMON ISLANDS	14.690	24.069	38,97	17.875	39.278	119,74
TUVALU	0	96	100,00	0	354	--
CHRISTMAS ISLANDS	200	0	--	200	0	-100,00
EAST TIMOR	571.001	36.335	-1.471,49	391.352	14.146	-96,39
UNITED STATES	76.709.306	46.452.402	-65,14	91.785.636	87.044.461	-5,17
CANADA	41.474.720	871.416	-4.659,46	25.632.053	3.353.935	-86,92
MEXICO	136.420	379.116	64,02	406.816	1.010.220	148,32
GUATEMALA	133.482	72.139	-85,03	281.191	136.186	-51,57
NICARAGUA	597	51	-1.070,59	258	39	-84,88
PANAMA	4.933	6.402	22,95	29.496	7.671	-73,99

TABEL 5. PERKEMBANGAN EKSPOR INDONESIA MENURUT KOMODITI DAN NEGARA TUJUAN

JENIS BARANG	BERAT BERSIH (KG)		PERUB	NILAI FOB (US \$)		PERUB
	JAN-SEP 2006	JAN-SEP 2007	%	JAN-SEP 2006	JAN-SEP 2007	%
(1)	(2)	(3)	(4)	(5)	(6)	(7)
CUBA	73.700	0	--	70.000	0	-100,00
SURINAME	27.651	0	--	44.379	0	-100,00
CHILE	32.463	137.727	76,43	186.129	210.924	13,32
VENEZUELA	87.898	71.541	-22,86	218.537	159.221	-27,14
ARGENTINA	241.886	488.612	50,50	1.201.200	2.070.169	72,34
BRAZIL	352.971	547.385	35,52	1.588.875	1.837.002	15,62
COLOMBIA	2.230	48.288	95,38	3.336	165.895	4.872,87
BOLIVIA	0	3.647	100,00	0	46.876	--
URUGUAY	420	42.787	99,02	853	183.944	21.464,36
ECUADOR	10.283	85.065	87,91	29.559	282.758	856,59
PERU	51.160	318.336	83,93	155.395	650.690	318,73
JAMAICA	25.266	4.430	-470,34	20.539	3.556	-82,69
PUERTO RICO	300	36.240	99,17	761	199.476	26.112,35
BELIZE	1.467	8	-18.237,50	1.544	71	-95,40
DOMINICAN REPUBLIC	4.672	5.311	12,03	6.537	4.152	-36,48
EL SALVADOR	0	812	100,00	0	415	--
COSTA RICA	8.276	7.555	-9,54	6.768	8.293	22,53
BARBADOS	611	88	-594,32	2.031	163	-91,97
ANTIGUA AND BARBUDA	5.320	114	-4.566,67	2.378	218	-90,83
ANGUILLA	2	5.715	99,97	60	17.283	28.705,00
ARUBA	0	1.104	100,00	0	1.796	--
BERMUDA	11	15	26,67	346	207	-40,17
CAYMAN ISLANDS	2	0	--	6	0	-100,00
FALKLAND ISLANDS (MALVINAS)	43	0	--	163	0	-100,00
FRENCH GUIANA	671	1.270	47,17	779	2.715	248,52
FRENCH POLYNESIA	24.508	45.665	46,33	53.907	59.417	10,22
GRENADA	0	22	100,00	0	112	--
MARTINIQUE	721	4.303	83,24	1.875	6.699	257,28
NETHERLANDS ANTILLES	5.191	5.283	1,74	33.987	8.534	-74,89
SAINT LUCIA	817	0	--	636	0	-100,00
TURKS AND CAICOS ISLANDS	412	0	--	1.267	0	-100,00
GUADELOUPE	1.972	9.856	79,99	2.784	26.493	851,62
SAINT KITTS AND NEVIS	174	0	--	291	0	-100,00
UNITED KINGDOM	25.291.648	32.101.384	21,21	17.400.120	20.857.609	19,87
NETHERLANDS	93.926.823	73.910.704	-27,08	67.163.489	55.296.662	-17,67
FRANCE	838.529	1.798.423	53,37	3.039.379	5.495.730	80,82
GERMANY, FED. REP. OF	17.189.044	43.730.186	60,69	13.856.577	32.167.406	132,15
AUSTRIA	1.196	8.923	86,60	3.015	18.631	517,94
BELGIUM	35.640.226	29.992.973	-18,83	24.850.711	24.355.593	-1,99
SWITZERLAND	13.515.741	119.727	-11.188,80	55.412.603	259.244	-99,53
LUXEMBOURG	83	47	-76,60	994	145	-85,41
DENMARK	11.358.741	15.865.378	28,41	5.895.532	10.046.837	70,41
NORWAY	190.202	6.563	-2.798,10	371.305	85.118	-77,08
SWEDEN	55.686	86.410	35,56	175.245	436.346	148,99
FINLAND	32.889	60.135	45,31	148.260	330.741	123,08
IRELAND	2.960	21.869	86,46	3.623	30.587	744,25
ITALY	23.386.168	10.316.883	-126,68	16.244.036	26.397.120	62,50
SPAIN	21.638.816	1.098.459	-1.869,92	13.820.416	2.883.113	-79,14
PORTUGAL	29.814.338	129.632	-22.899,21	15.649.771	602.383	-96,15
ICELAND	39.857	16	-249.006,25	254.642	576	-99,77
GREECE	105.541	176.992	40,37	174.601	915.134	424,13
VATICAN CITY STATE (HOLY SEE)	0	152	100,00	0	130	--
ANDORRA	0	146.863	100,00	0	522.340	--
DEMOCRATIC REPUBLIC OF THE CONC	0	1.888	100,00	0	8.183	--
HUNGARY	18.524	4.112	-350,49	76.104	7.283	-90,43
POLAND	4.965.890	39.015	-12.628,16	2.596.241	193.300	-92,55
ROMANIA	0	21.501	100,00	0	18.216	--
BULGARIA	1.972	4.780	58,74	4.418	11.293	155,61
YUGOSLAVIA	946	530	-78,49	1.900	862	-54,63
AZERBAIJAN	18.546	820.790	97,74	27.488	1.363.757	4.861,28
KAZAKHSTAN	0	1	100,00	0	60	--
KYRGYZSTAN	0	128	100,00	0	8.227	--
UKRAINE	11.786	23.237	49,28	46.262	40.353	-12,77
LITHUANIA	88	20.092	99,56	300	48.545	16.081,67
LATVIA	0	10	100,00	0	360	--
ESTONIA	103.510	59.109	-75,12	517.028	212.098	-58,98
GEORGIA	67	87.925	99,92	322	66.866	20.665,84
CROATIA	126	2.119	94,05	461	3.762	716,05
BOSNIA AND HERZEGOVINA	0	8.945	100,00	0	26.063	--
MALTA	500.248	4.556.579	89,02	300.441	2.481.289	725,88
SLOVAKIA	3.063	499	-513,83	14.168	15.697	10,79
SLOVENIA	11.265	7.689	-46,51	35.825	20.087	-43,93
CZECH REPUBLIC	12.859	8.176	-57,28	90.353	53.502	-40,79
RUSSIA FEDERATION	854.510	165.976	-414,84	1.808.766	382.644	-78,85
-TEMBAGA	240.993.511	252.312.286	4,49	1.546.125.284	2.083.475.733	34,75
JAPAN	18.727.195	23.937.364	21,77	195.523.530	522.991.281	167,48
HONG KONG	10.168.275	8.533.235	-19,16	55.508.806	52.001.549	-6,32

TABEL 5. PERKEMBANGAN EKSPOR INDONESIA MENURUT KOMODITI DAN NEGARA TUJUAN

JENIS BARANG	BERAT BERSIH (KG)		PERUB	NILAI FOB (US \$)		PERUB
	JAN-SEP 2006	JAN-SEP 2007	%	JAN-SEP 2006	JAN-SEP 2007	%
(1)	(2)	(3)	(4)	(5)	(6)	(7)
KOREA, REPUBLIC OF	5.483.020	4.381.143	-25,15	121.832.020	128.462.721	5,44
TAIWAN	21.392.347	22.944.813	6,77	125.533.044	149.406.789	19,02
CHINA	57.707.892	49.495.921	-16,59	259.215.945	241.054.156	-7,01
PAPUA NEW GUINEA	336	0	--	415	0	-100,00
THAILAND	35.825.814	36.779.075	2,59	225.462.434	255.785.780	13,45
SINGAPORE	15.122.825	14.261.288	-6,04	84.261.156	86.932.974	3,17
PHILIPPINES	16.059.563	12.310.702	-30,45	102.942.771	91.361.787	-11,25
MALAYSIA	51.738.050	68.021.650	23,94	320.857.445	473.940.679	47,71
MYANMAR (FORM. BURMA)	0	1.794	100,00	0	14.062	--
CAMBODIA	0	30	100,00	0	550	--
BRUNEI DARUSSALAM	10.602	16.491	35,71	10.807	2.670	-75,29
LAO PEOPLE'S DEMOCRATIC REPUBLI	0	1.440	100,00	0	89.700	--
VIET NAM	6.437.938	9.135.610	29,53	41.653.278	66.079.401	58,64
MALDIVES	6.838	1.414	-383,59	26.702	15.461	-42,10
INDIA	239.922	322.099	25,51	1.645.981	2.460.651	49,49
PAKISTAN	0	206	100,00	0	2.367	--
BANGLADESH	160.751	452.476	64,47	939.372	3.510.785	273,74
SRI LANKA	127	81	-56,79	948	800	-15,61
IRAN (ISLAMIC REPUBLIC OF)	0	1.524	100,00	0	21.810	--
SAUDI ARABIA	3	0	--	674	0	-100,00
JORDAN	50	0	--	125	0	-100,00
LEBANON	102	713	85,69	105	1.109	956,19
TURKEY	192	442	56,56	331	515	55,59
UNITED ARAB EMIRATES	6.848	729	-839,37	35.992	3.199	-91,11
BAHRAIN	11	0	--	33	0	-100,00
EGYPT	268	0	--	570	0	-100,00
MADAGASCAR	325.036	200.000	-62,52	143.160	100.000	-30,15
KENYA	64	0	--	72	0	-100,00
REUNION	0	105	100,00	0	334	--
SENEGAL	0	120	100,00	0	4.984	--
SEYCHELLES	116	0	--	718	0	-100,00
SOUTH AFRICA	4.200	5.737	26,79	5.432	19.413	257,38
VIRGIN ISLANDS (BRITISH)	81	0	--	377	0	-100,00
AUSTRALIA	23.760	89.647	73,50	68.601	371.888	442,10
NEW ZEALAND	7.619	36.444	79,09	12.970	2.759	-78,73
GUAM	258	0	--	254	0	-100,00
NEW CALEDONIA	229	36	-536,11	354	133	-62,43
VANUATU	0	233	100,00	0	282	--
FIJI	1.982	1.036	-91,31	4.486	5.836	30,09
UNITED STATES	1.156.726	645.937	-79,08	8.346.834	6.815.978	-18,34
CANADA	26.733	55.858	52,14	163.066	490.229	200,63
MEXICO	54	302	82,12	104	2.612	2.411,54
CHILE	12	0	--	59	0	-100,00
VENEZUELA	120	4	-2.900,00	310	119	-61,61
ARGENTINA	0	15	100,00	0	23	--
BRAZIL	5.710	37.182	84,64	26.405	169.860	543,29
COLOMBIA	4.887	91	-5.270,33	38.352	123	-99,68
BOLIVIA	1.991	44	-4.425,00	24.264	497	-97,95
ECUADOR	0	7.148	100,00	0	17.092	--
BAHAMAS	0	140	100,00	0	3.475	--
DOMINICAN REPUBLIC	3.598	113	-3.084,07	5.060	193	-96,19
COSTA RICA	0	132	100,00	0	283	--
ANTIGUA AND BARBUDA	0	33	100,00	0	1.591	--
ANGUILLA	1	78	98,72	30	236	686,67
FRENCH POLYNESIA	514	0	--	4.119	0	-100,00
GUADELOUPE	163	0	--	294	0	-100,00
UNITED KINGDOM	91.704	154.492	40,64	156.738	375.008	139,26
NETHERLANDS	130.505	61.470	-112,31	304.545	96.927	-68,17
FRANCE	12.583	3.951	-218,48	175.126	21.854	-87,52
GERMANY, FED. REP. OF	28.098	30.724	8,55	184.563	155.360	-15,82
AUSTRIA	210	0	--	728	0	-100,00
BELGIUM	13.479	48.776	72,37	289.295	275.960	-4,61
SWITZERLAND	889	504	-76,39	2.769	1.355	-51,07
DENMARK	407	2.021	79,86	886	8.925	907,34
SWEDEN	5.673	67.635	91,61	4.919	196.379	3.892,25
FINLAND	204	181	-12,71	390	1.840	371,79
ITALY	1.517	6.391	76,26	3.234	9.442	191,96
SPAIN	7.001	5.452	-28,41	14.253	22.006	54,40
PORTUGAL	0	760	100,00	0	1.713	--
GREECE	811	1.107	26,74	1.172	3.601	207,25
DEMOCRATIC REPUBLIC OF THE CONC	0	25.173	100,00	0	97.030	--
HUNGARY	35.471	0	--	647.194	0	-100,00
POLAND	829	295	-181,02	1.963	987	-49,72
UKRAINE	1.905	0	--	8.603	0	-100,00
CROATIA	69	4	-1.625,00	195	39	-80,00
MALTA	47	290	83,79	95	360	278,95
SLOVAKIA	9.286	1.170	-693,68	30.811	21.598	-29,90
CZECH REPUBLIC	0	221.215	100,00	0	36.613	--

TABEL 5. PERKEMBANGAN EKSPOR INDONESIA MENURUT KOMODITI DAN NEGARA TUJUAN

JENIS BARANG	BERAT BERSIH (KG)		PERUB	NILAI FOB (US \$)		PERUB
	JAN-SEP 2006	JAN-SEP 2007	%	JAN-SEP 2006	JAN-SEP 2007	%
(1)	(2)	(3)	(4)	(5)	(6)	(7)
-SENG	3.650.430	4.316.495	15,43	5.979.554	9.014.719	50,76
JAPAN	1.773.585	2.007.694	11,66	2.731.962	4.578.119	67,58
HONG KONG	19.000	0	--	19.000	0	-100,00
KOREA, REPUBLIC OF	196.559	0	--	326.812	0	-100,00
TAIWAN	76.817	282.633	72,82	52.026	184.800	255,21
CHINA	251.907	404.850	37,78	463.732	272.599	-41,22
THAILAND	100.122	400.001	74,97	244.568	1.233.658	404,42
SINGAPORE	394.885	396.182	0,33	652.092	777.755	19,27
PHILIPPINES	121.899	116.474	-4,66	192.198	260.494	35,53
MALAYSIA	218.884	77.663	-181,84	389.792	200.354	-48,60
BRUNEI DARUSSALAM	85	1.693	94,98	1.011	6.112	504,55
VIET NAM	61.861	123.027	49,72	167.122	440.317	163,47
INDIA	40.000	395.392	89,88	90.100	896.739	895,27
SRI LANKA	120.684	53.741	-124,57	202.578	88.046	-56,54
LEBANON	4.483	0	--	11.267	0	-100,00
TURKEY	130	0	--	70	0	-100,00
EGYPT	0	1	100,00	0	1	--
NIGERIA	95.390	40.000	-138,48	118.015	40.000	-66,11
MALI	118	0	--	502	0	-100,00
GAMBIA	0	619	100,00	0	435	--
AUSTRALIA	68.625	10.925	-528,15	99.391	27.341	-72,49
AMERICAN SAMOA	0	2.211	100,00	0	3.650	--
EAST TIMOR	97.903	330	-29.567,58	167.174	294	-99,82
UNITED STATES	59	0	--	811	0	-100,00
BRAZIL	6.437	0	--	44.006	0	-100,00
JAMAICA	0	2.677	100,00	0	220	--
UNITED KINGDOM	851	224	-279,91	4.683	3.295	-29,64
FRANCE	0	158	100,00	0	490	--
GERMANY, FED. REP. OF	20	0	--	100	0	-100,00
BELGIUM	119	0	--	183	0	-100,00
RUSSIA FEDERATION	7	0	--	359	0	-100,00
-LOGAM TIDAK MULIA LAIN	45.436.692	329.248.598	86,20	131.897.466	155.388.329	17,81
JAPAN	7.762.388	62.568.383	87,59	28.749.997	26.135.733	-9,09
HONG KONG	854.954	1.155.734	26,03	2.829.435	3.793.868	34,09
KOREA, DEMOCRATIC PEOPLE'S REPL	0	55	100,00	0	10	--
KOREA, REPUBLIC OF	320.173	199.532	-60,46	748.847	773.052	3,23
TAIWAN	177.928	134.219	-32,57	330.713	458.655	38,69
CHINA	599.835	64.834.385	99,07	1.974.827	4.493.423	127,54
MONGOLIA	179	137	-30,66	18.206	10.046	-44,82
MACAU	0	2.291	100,00	0	17.383	--
PAPUA NEW GUINEA	568.259	920.578	38,27	1.494.861	2.364.477	58,17
THAILAND	2.473.013	2.069.475	-19,50	10.910.779	12.798.309	17,30
SINGAPORE	13.187.943	18.163.377	27,39	24.155.725	26.850.198	11,15
PHILIPPINES	1.026.791	79.530.071	98,71	2.023.124	5.627.086	178,14
MALAYSIA	2.331.108	2.611.716	10,74	8.037.622	9.596.714	19,40
MYANMAR (FORM. BURMA)	17.215	15.179	-13,41	36.425	37.893	4,03
CAMBODIA	5.161	24.870	79,25	20.891	20.876	-0,07
BRUNEI DARUSSALAM	49.843	48.684	-2,38	180.560	177.426	-1,74
LAO PEOPLE'S DEMOCRATIC REPUBLI	440	1.390	68,35	9.267	23.427	152,80
VIET NAM	545.430	1.386.553	60,66	1.784.573	5.306.715	197,37
MALDIVES	27.108	34.064	20,42	45.149	59.543	31,88
INDIA	473.309	570.691	17,06	1.116.903	1.673.925	49,87
PAKISTAN	154.746	135.987	-13,79	511.733	484.175	-5,39
BANGLADESH	49.213	21.554	-128,32	176.843	78.730	-55,48
SRI LANKA	51.489	64.331	19,96	116.805	160.512	37,42
AFGHANISTAN	40.279	0	--	153.943	0	-100,00
IRAQ	0	39.998	100,00	0	39.600	--
IRAN (ISLAMIC REPUBLIC OF)	69.064	76.913	10,21	134.292	316.023	135,33
SAUDI ARABIA	453.059	789.850	42,64	564.010	869.097	54,09
KUWAIT	322.637	73.687	-337,85	303.019	133.469	-55,95
JORDAN	9.756	22.421	56,49	15.273	91.569	499,55
LEBANON	33.628	121.990	72,43	68.029	136.588	100,78
YEMEN	1.077	41.306	97,39	8.710	87.131	900,36
OMAN	39.734	87.579	54,63	42.062	97.968	132,91
SYRIA ARAB REPUBLIC	135.417	178.016	23,93	94.831	451.246	375,84
TURKEY	50.008	19.548	-155,82	362.654	162.972	-55,06
UNITED ARAB EMIRATES	887.762	1.310.606	32,26	1.223.213	1.848.793	51,14
QATAR	144.820	65.199	-122,12	164.465	148.477	-9,72
BAHRAIN	3.071	703	-336,84	9.241	1.582	-82,88
CYPRUS	51.745	18.686	-176,92	38.746	21.874	-43,55
EGYPT	19.627	87.099	77,47	114.518	187.241	63,50
LIBYAN ARAB JAMAHIRIYA	20.000	19.458	-2,79	19.870	19.609	-1,31
MOROCCO	18.709	53.803	65,23	61.033	53.867	-11,74
TUNISIA	467	1.724	72,91	429	53.522	12.375,99
ALGERIA	3.950	40.000	90,13	5.825	40.040	587,38
SUDAN	0	626	100,00	0	3.300	--

TABEL 5. PERKEMBANGAN EKSPOR INDONESIA MENURUT KOMODITI DAN NEGARA TUJUAN

JENIS BARANG	BERAT BERSIH (KG)		PERUB	NILAI FOB (US \$)		PERUB
	JAN-SEP 2006	JAN-SEP 2007	%	JAN-SEP 2006	JAN-SEP 2007	%
(1)	(2)	(3)	(4)	(5)	(6)	(7)
NAMIBIA	119	0	--	396	0	-100,00
ETHIOPIA	40	4.619	99,13	66	5.320	7.960,61
TANZANIA, UNITED REPUBLIC OF	12.998	29.149	55,41	57.140	89.901	57,33
MADAGASCAR	19.227	60.376	68,15	18.600	50.407	171,01
KENYA	45.946	109.495	58,04	112.141	331.849	195,92
REUNION	4.039	6.667	39,42	5.522	8.152	47,63
BOTSWANA	11	144	92,36	22	360	1.536,36
TOGO	8.704	0	--	20.105	0	-100,00
GHANA	45.386	18.560	-144,54	50.580	25.215	-50,15
LIBERIA	0	798	100,00	0	11.160	--
GUINEA	16.229	0	--	9.130	0	-100,00
ANGOLA	2.047	49.568	95,87	1.275	37.638	2.852,00
CONGO	0	227	100,00	0	10.845	--
CAMEROON	12.500	182	-6.768,13	26.420	8.876	-66,40
NIGERIA	835.488	551.544	-51,48	1.867.220	1.379.676	-26,11
SIERRA LEONE	0	2.790	100,00	0	11.076	--
COTE D'IVOIRE	16.852	0	--	172.321	0	-100,00
SENEGAL	0	156	100,00	0	1.123	--
MAURITANIA	406	0	--	400	0	-100,00
BENIN	111.235	125.124	11,10	94.608	94.166	-0,47
SEYCHELLES	11.526	0	--	96.938	0	-100,00
UGANDA	790	10.626	92,57	1.986	29.967	1.408,91
NIGER	0	17.520	100,00	0	36.060	--
SAO TOME AND PRINCIPE	0	521	100,00	0	800	--
SOUTH AFRICA	307.119	382.550	19,72	781.832	653.019	-16,48
ZIMBABWE	64	0	--	239	0	-100,00
COMOROS	0	159	100,00	0	885	--
MAURITIUS	3.067	10.175	69,86	14.282	45.001	215,09
AUSTRALIA	1.240.489	1.796.618	30,95	5.727.892	8.709.981	52,06
NEW ZEALAND	219.942	317.232	30,67	618.850	467.649	-24,43
GUAM	1.119	1.201	6,83	4.757	5.901	24,05
NEW CALEDONIA	49.491	65.613	24,57	112.727	228.712	102,89
NORTHERN MARIANA ISLANDS	54	309	82,52	54	465	761,11
SAINT VINCENT AND THE GRENADINES	17	0	--	21	0	-100,00
VANUATU	4.442	4.098	-8,39	2.053	12.023	485,63
WALLIS AND FUTUNA ISLANDS	2.543	0	--	1.941	0	-100,00
AMERICAN SAMOA	0	525	100,00	0	192	--
COOK ISLANDS	1.552	1.021	-52,01	6.062	815	-86,56
FIJI	14.510	19.728	26,45	63.770	115.975	81,86
SAMOA	0	4.858	100,00	0	17.257	--
SOLOMON ISLANDS	21	0	--	22	0	-100,00
TONGA	6.496	0	--	4.906	0	-100,00
TOKELAU	15.749	0	--	15.200	0	-100,00
EAST TIMOR	15.550	12.311	-26,31	12.736	18.969	48,94
UNITED STATES	2.236.005	1.850.224	-20,85	13.562.246	13.116.716	-3,29
CANADA	277.639	227.774	-21,89	1.515.051	1.963.489	29,60
MEXICO	33.716	9.374	-259,68	281.724	64.418	-77,13
GUATEMALA	365	0	--	348	0	-100,00
PANAMA	38.583	38.668	0,22	151.120	137.997	-8,68
SURINAME	0	5.765	100,00	0	17.022	--
CHILE	65.338	16.729	-290,57	353.896	120.503	-65,95
VENEZUELA	10.054	18.205	44,77	20.961	33.740	60,97
ARGENTINA	52.227	42.445	-23,05	254.044	274.905	8,21
BRAZIL	34.195	15.451	-121,31	167.451	127.130	-24,08
COLOMBIA	1.079	3.363	67,92	1.168	60.033	5.039,81
URUGUAY	599	2.865	79,09	3.162	9.677	206,04
ECUADOR	2.029	1.085	-87,00	12.140	5.749	-52,64
TRINIDAD AND TOBAGO	110	8.690	98,73	313	18.682	5.868,69
BAHAMAS	3.110	62	-4.916,13	6.974	55	-99,21
JAMAICA	16.360	17.235	5,08	34.256	34.439	0,53
PUERTO RICO	740	0	--	2.433	0	-100,00
BELIZE	65	7	-828,57	244	10	-95,90
DOMINICAN REPUBLIC	6.712	4.766	-40,83	10.857	9.851	-9,27
EL SALVADOR	32	1.463	97,81	67	6.272	9.261,19
COSTA RICA	5.872	8.600	31,72	7.606	9.063	19,16
HAITI	215.325	0	--	120.582	0	-100,00
BARBADOS	1.509	13.593	88,90	1.196	27.096	2.165,55
ANTIGUA AND BARBUDA	379	1.126	66,34	542	8.244	1.421,03
ANGUILLA	0	4.251	100,00	0	4.625	--
ARUBA	3.297	0	--	4.955	0	-100,00
BERMUDA	407	228	-78,51	2.650	1.289	-51,36
CAYMAN ISLANDS	0	1.511	100,00	0	9.218	--
DOMINICA	0	37	100,00	0	70	--
FRENCH GUIANA	0	424	100,00	0	797	--
FRENCH POLYNESIA	2.185	7.098	69,22	1.809	9.002	397,62
GRENADA	2.254	3.042	25,90	3.086	5.563	80,27
MARTINIQUE	0	636	100,00	0	783	--
NETHERLANDS ANTILLES	3.799	6.471	41,29	3.345	30.997	826,67

TABEL 5. PERKEMBANGAN EKSPOR INDONESIA MENURUT KOMODITI DAN NEGARA TUJUAN

JENIS BARANG	BERAT BERSIH (KG)		PERUB	NILAI FOB (US \$)		PERUB
	JAN-SEP 2006	JAN-SEP 2007	%	JAN-SEP 2006	JAN-SEP 2007	%
(1)	(2)	(3)	(4)	(5)	(6)	(7)
SAINT LUCIA		43	99,01	97	7.436	7.565,98
TURKS AND CAICOS ISLANDS		337	-22,10	1.037	968	-6,65
GUADELOUPE		2.184	24,35	3.557	3.688	3,68
SAINT KITTS AND NEVIS		246	-811,11	349	377	8,02
UNITED KINGDOM	1.832.356	80.968.641	97,74	4.023.709	6.470.350	60,81
NETHERLANDS	402.391	286.882	-40,26	1.875.989	1.789.962	-4,59
FRANCE	618.450	529.759	-16,74	1.225.028	1.056.026	-13,80
GERMANY, FED. REP. OF	638.072	738.771	13,63	3.765.928	4.046.735	7,46
AUSTRIA	5.695	5.315	-7,15	15.848	34.860	119,96
BELGIUM	288.607	211.022	-36,77	658.247	484.245	-26,43
SWITZERLAND	13.309	19.032	30,07	107.817	206.224	91,27
DENMARK	80.581	54.445	-48,00	125.532	136.085	8,41
NORWAY	52.320	27.873	-87,71	94.344	134.618	42,69
SWEDEN	182.683	143.884	-26,97	521.689	609.423	16,82
FINLAND	29.724	7.095	-318,94	184.079	60.514	-67,13
IRELAND	574.600	152.201	-277,53	1.201.225	221.120	-81,59
ITALY	1.167.363	1.017.791	-14,70	1.579.720	1.392.231	-11,87
SPAIN	380.749	1.407.740	72,95	870.593	4.036.597	363,66
PORTUGAL	3.992	12.922	69,11	7.135	23.426	228,33
GREECE	57.192	89.100	35,81	131.093	132.980	1,44
HUNGARY	11.182	9.353	-19,56	30.281	16.304	-46,16
POLAND	46.945	3.081	-1.423,69	140.773	20.473	-85,46
ROMANIA	184	7.288	97,48	15.739	27.874	77,10
BULGARIA	5.982	1.745	-242,81	23.270	4.482	-80,74
YUGOSLAVIA	3.263	12	-27.091,67	8.242	28	-99,66
AZERBAIJAN	490	0	--	42.068	0	-100,00
KAZAKHSTAN	0	32	100,00	0	46	--
UKRAINE	121	43.264	99,72	132	82.753	62.591,67
ESTONIA	568	9.037	93,71	484	22.602	4.569,83
GEORGIA	0	8.676	100,00	0	38.750	--
CROATIA	2.682	2.122	-26,39	11.464	11.819	3,10
MALTA	1.238	20.357	93,92	3.805	27.021	610,14
SLOVAKIA	641	990	35,25	3.425	5.107	49,11
SLOVENIA	6.334	0	--	5.203	0	-100,00
CZECH REPUBLIC	3.296	2.394	-37,68	6.325	8.601	35,98
RUSSIA FEDERATION	1.784	2.112	15,53	129.351	51.590	-60,12
-PAKAIAN JADI	306.681.043	305.864.189	-0,27	4.271.817.885	4.372.584.195	2,36
JAPAN	8.537.171	7.230.072	-18,08	107.435.330	96.152.990	-10,50
HONG KONG	1.020.217	504.083	-102,39	12.103.923	8.112.605	-32,98
KOREA, DEMOCRATIC PEOPLE'S REPL	1.918	1.250	-53,44	46.998	12.135	-74,18
KOREA, REPUBLIC OF	1.362.288	971.615	-40,21	18.149.747	15.662.203	-13,71
TAIWAN	496.614	321.835	-54,31	6.381.295	4.813.162	-24,57
CHINA	1.020.673	866.264	-17,82	9.214.212	11.449.901	24,26
MACAU	499	149	-234,90	13.006	6.991	-46,25
PAPUA NEW GUINEA	370.352	421.353	12,10	1.341.339	1.626.498	21,26
THAILAND	717.092	598.790	-19,76	6.566.052	5.811.389	-11,49
SINGAPORE	7.024.831	5.621.131	-24,97	50.981.412	53.246.837	4,44
PHILIPPINES	423.116	302.597	-39,83	3.975.324	3.049.568	-23,29
MALAYSIA	8.346.504	8.192.185	-1,88	27.788.470	40.596.752	46,09
MYANMAR (FORM. BURMA)	8.031	9.558	15,98	58.192	85.726	47,32
CAMBODIA	3.479	137.568	97,47	25.586	745.174	2.812,43
BRUNEI DARUSSALAM	261.702	236.001	-10,89	1.781.024	1.498.237	-15,88
LAO PEOPLE'S DEMOCRATIC REPUBLI	5.999	8	-74.887,50	27.992	143	-99,49
NEPAL	78.977	38.517	-105,04	752.847	377.553	-49,85
VIET NAM	75.372	180.809	58,31	340.385	1.396.537	310,28
MALDIVES	43.216	73.235	40,99	231.279	324.338	40,24
INDIA	67.574	217.459	68,93	683.692	1.236.125	80,80
PAKISTAN	206.709	262.869	21,36	1.413.171	1.957.969	38,55
BANGLADESH	8.762	11.106	21,11	58.997	46.982	-20,37
SRI LANKA	1.308.451	1.273.554	-2,74	7.149.702	7.334.260	2,58
AFGHANISTAN	0	17.820	100,00	0	76.070	--
IRAQ	32.161	0	--	199.344	0	-100,00
IRAN (ISLAMIC REPUBLIC OF)	56.482	56.069	-0,74	416.329	492.464	18,29
SAUDI ARABIA	4.682.778	5.375.760	12,89	38.402.802	47.019.434	22,44
KUWAIT	272.773	303.769	10,20	2.369.686	3.144.413	32,69
JORDAN	1.962	1.183	-65,85	36.725	38.672	5,30
LEBANON	13.754	12.695	-8,34	421.020	315.888	-24,97
PALESTINA	330	0	--	10.001	0	-100,00
YEMEN	391.877	529.211	25,95	3.545.796	4.028.517	13,61
OMAN	2.874	11.769	75,58	18.997	157.185	727,42
SYRIA ARAB REPUBLIC	2.852	8.558	66,67	17.545	31.553	79,84
TURKEY	333.535	366.136	8,90	6.359.199	6.457.296	1,54
UNITED ARAB EMIRATES	7.923.629	8.411.265	5,80	84.514.966	97.096.969	14,89
QATAR	8.641	6.484	-33,27	170.654	139.121	-18,48
BAHRAIN	34.782	63.694	45,39	246.310	311.903	26,63
CYPRUS	9.066	10.651	14,88	116.634	122.549	5,07
EGYPT	601.990	716.803	16,02	6.066.597	7.633.996	25,84

TABEL 5. PERKEMBANGAN EKSPOR INDONESIA MENURUT KOMODITI DAN NEGARA TUJUAN

JENIS BARANG	BERAT BERSIH (KG)		PERUB	NILAI FOB (US \$)		PERUB
	JAN-SEP 2006	JAN-SEP 2007	%	JAN-SEP 2006	JAN-SEP 2007	%
(1)	(2)	(3)	(4)	(5)	(6)	(7)
LIBYAN ARAB JAMAHIRIYA	8.695	159.811	94,56	117.500	572.293	387,06
MOROCCO	37.987	6.748	-462,94	468.152	126.680	-72,94
TUNISIA	13.877	31.888	56,48	73.651	41.291	-43,94
ALGERIA	159.431	125.310	-27,23	1.718.385	1.455.386	-15,31
SUDAN	1.406.638	1.160.902	-21,17	17.923.070	11.221.014	-37,39
ERITREA	38	1.926	98,03	2.420	9.191	279,79
NAMIBIA	3.567	47	-7.489,36	37.952	131	-99,65
ETHIOPIA	356.033	180.681	-97,05	4.565.535	1.432.901	-68,61
TANZANIA, UNITED REPUBLIC OF	745.750	2.029.303	63,25	883.633	1.041.337	17,85
MADAGASCAR	98.023	114.368	14,29	244.170	109.876	-55,00
SOMALIA	99.505	68.070	-46,18	1.100.467	254.338	-76,89
KENYA	833.305	753.650	-10,57	1.854.230	2.175.524	17,33
REUNION	57.861	40.248	-43,76	330.505	153.537	-53,54
MOZAMBIQUE	140.392	307.365	54,32	247.886	302.841	22,17
BOTSWANA	146	0	--	275	0	-100,00
EQUATORIAL GUINEA	92.569	15.966	-479,79	160.130	15.760	-90,16
TOGO	5.121.090	6.691.737	23,47	8.978.340	10.261.920	14,30
GHANA	649.973	345.893	-87,91	994.618	485.479	-51,19
LIBERIA	103.779	74.857	-38,64	108.360	90.275	-16,69
GUINEA	1.242.881	998.869	-24,43	1.414.318	1.144.968	-19,04
ANGOLA	708.494	1.014.770	30,18	804.258	88.540	-88,99
CONGO	462.526	275.998	-67,58	646.751	375.356	-41,96
CAMEROON	788.990	584.238	-35,05	1.054.825	827.848	-21,52
NIGERIA	520.014	227.267	-128,81	1.071.716	1.024.498	-4,41
GABON	55.161	66.528	17,09	74.990	47.756	-36,32
COTE D'IVOIRE	221.521	52.287	-323,66	626.567	180.793	-71,15
SENEGAL	1.418.514	1.807.627	21,53	1.482.764	1.631.925	10,06
MAURITANIA	146.606	114.501	-28,04	1.335.702	408.539	-69,41
MALI	144.000	57.065	-152,34	217.776	402.470	84,81
BENIN	2.323.724	2.075.980	-11,93	13.277.904	8.835.913	-33,45
BURKINA FASO	12.000	0	--	19.584	0	-100,00
GAMBIA	213.688	290.956	26,56	350.639	318.000	-9,31
U.S. VIRGIN ISLANDS	275	2.704	89,83	2.397	7.699	221,19
SEYCHELLES	4.650	8.979	48,21	30.405	58.511	92,44
UGANDA	127.111	81.190	-56,56	709.703	280.485	-60,48
CENTRAL AFRICAN REPUBLIC	76	0	--	10.519	0	-100,00
NIGER	744.445	215.696	-245,14	5.239.912	1.535.124	-70,70
DJIBOUTI	438.461	95.243	-360,36	1.651.518	610.388	-63,04
SAO TOME AND PRINCIPE	7.991	6.099	-31,02	6.204	10.800	74,08
SWAZILAND	210	0	--	6.924	0	-100,00
SOUTH AFRICA	534.726	1.238.583	56,83	5.719.346	8.468.363	48,07
ZIMBABWE	12.879	29.711	56,65	75.098	238.928	218,15
ZAMBIA	5.819	0	--	69.040	0	-100,00
MALAWI	6.135	21.238	71,11	7.330	8.990	22,65
COMOROS	721	394	-82,99	1.789	2.180	21,86
BURUNDI	11.999	0	--	73.500	0	-100,00
MAURITIUS	89.364	93.516	4,44	360.462	433.147	20,16
VIRGIN ISLANDS (BRITISH)	425	13.080	96,75	4.446	176.152	3.862,03
AUSTRALIA	1.683.734	1.597.753	-5,38	32.371.065	29.277.478	-9,56
NEW ZEALAND	233.292	185.030	-26,08	3.166.296	2.749.075	-13,18
MICRONESIA, FEDERATED STATES OF	5.719	634	-802,05	17.970	6.351	-64,66
GUAM	3.471	3.702	6,24	58.613	48.400	-17,42
PALAU	408	1.879	78,29	7.832	2.407	-69,27
NEW CALEDONIA	56.690	50.222	-12,88	601.226	476.043	-20,82
NORTHERN MARIANA ISLANDS	2.867	5.900	51,41	37.807	34.656	-8,33
SAINT VINCENT AND THE GRENADINES	870	99	-778,79	1.178	197	-83,28
VANUATU	6.517	23.034	71,71	15.731	35.807	127,62
WALLIS AND FUTUNA ISLANDS	1.007	7.043	85,70	1.903	13.913	631,11
BRITISH INDIAN OCEAN TERRITORY	0	1.040	100,00	0	10.400	--
AMERICAN SAMOA	3.556	4.316	17,61	44.497	21.479	-51,73
COOK ISLANDS	2.956	11.558	74,42	24.122	14.561	-39,64
FIJI	127.092	111.602	-13,88	834.308	782.934	-6,16
KIRIBATI	4.722	0	--	6.500	0	-100,00
SAMOA	13.366	0	--	78.834	0	-100,00
SOLOMON ISLANDS	3.071	3.344	8,16	8.001	9.500	18,74
TONGA	22.427	22.762	1,47	67.896	24.240	-64,30
TUVALU	2.958	60	-4.830,00	24.897	226	-99,09
CHRISTMAS ISLANDS	0	582	100,00	0	5.964	--
EAST TIMOR	46.333	2.371	-1.854,15	51.026	52.956	3,78
UNITED STATES	161.385.498	170.832.728	5,53	2.575.164.331	2.708.761.640	5,19
CANADA	4.599.824	4.746.660	3,09	85.676.365	89.233.798	4,15
MEXICO	1.621.959	2.066.966	21,53	24.345.221	30.353.363	24,68
GUATEMALA	0	251	100,00	0	3.778	--
NICARAGUA	235	0	--	102	0	-100,00
PANAMA	1.558.220	1.493.656	-4,32	12.821.283	13.115.566	2,30
CUBA	2.408	17	-14.064,71	1.105	126	-88,60
SURINAME	31.400	13.031	-140,96	147.005	64.752	-55,95
CHILE	195.924	200.600	2,33	2.964.502	3.108.313	4,85

TABEL 5. PERKEMBANGAN EKSPOR INDONESIA MENURUT KOMODITI DAN NEGARA TUJUAN

JENIS BARANG	BERAT BERSIH (KG)		PERUB	NILAI FOB (US \$)		PERUB
	JAN-SEP 2006	JAN-SEP 2007	%	JAN-SEP 2006	JAN-SEP 2007	%
	(1)	(2)	(3)	(4)	(5)	(6)
VENEZUELA	238.998	49.209	-385,68	1.039.566	415.306	-60,05
ARGENTINA	98.556	157.127	37,28	1.811.777	3.145.558	73,62
BRAZIL	679.599	813.023	16,41	3.113.598	5.434.268	74,53
COLOMBIA	83.303	6.005	-1.287,23	757.918	169.185	-77,68
BOLIVIA	115	34	-238,24	4.119	1.728	-58,05
URUGUAY	16.681	24.431	31,72	250.362	422.268	68,66
PARAGUAY	513	304	-68,75	26.288	7.154	-72,79
ECUADOR	8.832	22.394	60,56	171.104	264.138	54,37
PERU	22.834	16.738	-36,42	221.982	322.735	45,39
GUYANA	0	7.904	100,00	0	13.741	--
TRINIDAD AND TOBAGO	60	1.800	96,67	278	19.008	6.737,41
BAHAMAS	8.098	3.537	-128,95	19.865	12.948	-34,82
JAMAICA	5.388	7.768	30,64	49.631	47.368	-4,56
PUERTO RICO	218.246	179.160	-21,82	2.774.947	2.001.983	-27,86
BELIZE	27.583	23.273	-18,52	200.610	206.407	2,89
DOMINICAN REPUBLIC	13.413	13.905	3,54	85.053	94.198	10,75
EL SALVADOR	1.304	9	-14.388,89	7.883	351	-95,55
COSTA RICA	32.630	41.098	20,60	121.962	186.674	53,06
HAITI	2.993	16.017	81,31	20.780	25.700	23,68
BARBADOS	591	97	-509,28	10.318	5.028	-51,27
ANTIGUA AND BARBUDA	5.384	1.254	-329,35	35.517	17.331	-51,20
ANGUILLA	2	1	-100,00	48	1	-97,92
ARUBA	0	215	100,00	0	4.789	--
BERMUDA	3.070	16.711	81,63	45.556	56.852	24,80
CAPE VERDE	0	217	100,00	0	120	--
CAYMAN ISLANDS	0	233	100,00	0	5.406	--
FRENCH GUIANA	1.656	4.640	64,31	6.202	38.754	524,86
FRENCH POLYNESIA	81.099	96.905	16,31	427.665	405.206	-5,25
MARTINIQUE	14.907	23.516	36,61	56.885	106.304	86,88
NETHERLANDS ANTILLES	289.859	200.758	-44,38	2.243.524	1.581.721	-29,50
NORFOLK ISLANDS	16.595	0	--	214.774	0	-100,00
SAINT LUCIA	3.722	129	-2.785,27	6.461	6.758	4,60
SAN MARINO	359	0	--	4.920	0	-100,00
TURKS AND CAICOS ISLANDS	167	0	--	520	0	-100,00
GUADELOUPE	12.609	27.413	54,00	66.742	101.872	52,64
SAINT KITTS AND NEVIS	6.416	485	-1.222,89	9.440	9.906	4,94
UNITED KINGDOM	19.352.292	14.704.437	-31,61	265.713.683	242.841.469	-8,61
NETHERLANDS	5.422.739	4.105.386	-32,09	91.493.673	78.633.706	-14,06
FRANCE	6.292.814	5.096.811	-23,47	98.999.246	81.880.656	-17,29
GERMANY, FED. REP. OF	19.731.208	18.806.576	-4,92	323.241.844	326.010.157	0,86
AUSTRIA	321.913	260.453	-23,60	5.827.689	4.865.923	-16,50
BELGIUM	5.216.258	5.137.881	-1,53	93.198.104	101.487.737	8,89
SWITZERLAND	655.808	636.616	-3,01	10.084.402	10.519.513	4,31
LUXEMBOURG	2.074	0	--	33.213	0	-100,00
GIBRALTAR	96	0	--	3.320	0	-100,00
MONACO	2.461	124	-1.884,68	61.773	4.404	-92,87
DENMARK	265.301	272.775	2,74	3.832.562	3.659.083	-4,53
NORWAY	230.999	233.195	0,94	3.621.282	3.984.630	10,03
SWEDEN	828.011	604.304	-37,02	12.737.960	9.941.897	-21,95
FINLAND	93.573	54.460	-71,82	1.306.062	640.343	-50,97
IRELAND	451.344	549.586	17,88	6.507.392	8.834.835	35,77
ITALY	3.339.356	2.730.802	-22,28	65.990.503	57.184.152	-13,34
SPAIN	3.161.894	2.281.780	-38,57	37.289.667	29.198.184	-21,70
PORTUGAL	92.311	76.423	-20,79	850.725	843.453	-0,85
ICELAND	2.048	0	--	690	0	-100,00
MONTSERRAT	0	172	100,00	0	3.764	--
GREECE	121.220	136.299	11,06	1.780.788	1.918.903	7,76
ANDORRA	88	0	--	2.122	0	-100,00
DEMOCRATIC REPUBLIC OF THE CONG	251.278	182.652	-37,57	628.552	240.920	-61,67
HUNGARY	41.106	39.576	-3,87	371.449	324.090	-12,75
POLAND	209.073	137.320	-52,25	3.069.234	2.293.821	-25,26
ROMANIA	8.722	27.134	67,86	101.752	485.165	376,81
BULGARIA	11.375	4.488	-153,45	133.445	54.943	-58,83
YUGOSLAVIA	2.882	11.990	75,96	36.510	122.326	235,05
ALBANIA	667	904	26,22	3.892	12.337	216,98
BELARUS	33	0	--	2.170	0	-100,00
KAZAKHSTAN	906	287	-215,68	17.299	7.827	-54,75
MOLDOVA, REPUBLIC OF	307	109	-181,65	4.596	2.550	-44,52
TAJIKISTAN	0	4.761	100,00	0	31.073	--
UKRAINE	385.302	632.305	39,06	4.608.971	9.076.525	96,93
UZBEKISTAN	274	0	--	5.943	0	-100,00
LITHUANIA	7.876	20.990	62,48	88.098	400.231	354,30
LATVIA	91.284	61.392	-48,69	444.041	599.845	35,09
ESTONIA	8.567	4.118	-108,04	141.186	86.512	-38,72
GEORGIA	13	0	--	210	0	-100,00
CROATIA	30.126	30.093	-0,11	190.837	135.494	-29,00
BOSNIA AND HERZEGOVINA	0	610	100,00	0	1.571	--
MALTA	90.743	103.712	12,50	607.843	425.569	-29,99

TABEL 5. PERKEMBANGAN EKSPOR INDONESIA MENURUT KOMODITI DAN NEGARA TUJUAN

JENIS BARANG	BERAT BERSIH (KG)		PERUB	NILAI FOB (US \$)		PERUB
	JAN-SEP 2006	JAN-SEP 2007	%	JAN-SEP 2006	JAN-SEP 2007	%
(1)	(2)	(3)	(4)	(5)	(6)	(7)
SLOVAKIA	18.791	92.575	79,70	195.063	1.600.432	720,47
SLOVENIA	9.925	14.573	31,89	65.004	195.054	200,06
CZECH REPUBLIC	27.598	133.246	79,29	690.726	3.354.428	385,64
REP. OF MACEDONIA	0	984	100,00	0	4.603	--
RUSSIA FEDERATION	457.183	683.976	33,16	9.900.207	17.860.129	80,40
-KAIN TENUN	218.539.733	234.280.011	6,72	1.023.826.162	1.076.135.895	5,11
JAPAN	22.467.064	23.924.126	6,09	89.064.790	100.249.603	12,56
HONG KONG	6.330.662	4.400.002	-43,88	38.629.213	28.732.182	-25,62
KOREA, DEMOCRATIC PEOPLE'S REPL	147	0	--	2.283	0	-100,00
KOREA, REPUBLIC OF	2.519.672	2.650.585	4,94	10.109.902	9.396.879	-7,05
TAIWAN	1.432.182	5.075.772	71,78	7.693.462	26.132.132	239,67
CHINA	4.353.851	5.825.930	25,27	27.856.618	28.508.852	2,34
MONGOLIA	952	0	--	7.524	0	-100,00
MACAU	156.926	63.696	-146,37	977.150	386.675	-60,43
PAPUA NEW GUINEA	183.466	196.973	6,86	990.880	1.046.317	5,59
THAILAND	5.817.197	6.336.752	8,20	24.834.494	25.638.171	3,24
SINGAPORE	4.635.730	4.284.122	-8,21	23.565.597	24.292.931	3,09
PHILIPPINES	3.800.082	3.689.421	-3,00	34.146.756	34.980.753	2,44
MALAYSIA	15.101.367	28.290.521	46,62	57.859.492	74.634.650	28,99
MYANMAR (FORM. BURMA)	649.767	884.240	26,52	3.750.028	5.628.099	50,08
CAMBODIA	3.023.915	1.483.830	-103,79	10.973.121	6.538.523	-40,41
BRUNEI DARUSSALAM	61.779	80.350	23,11	398.420	456.255	14,52
LAO PEOPLE'S DEMOCRATIC REPUBLI	75.459	96.293	21,64	282.041	352.760	25,07
NEPAL	9.835	1.091	-801,47	23.922	8.294	-65,33
VIET NAM	3.495.648	3.171.402	-10,22	21.230.829	18.526.014	-12,74
MALDIVES	78.724	74.731	-5,34	286.736	228.135	-20,44
INDIA	2.363.696	2.484.311	4,86	14.070.144	13.307.696	-5,42
PAKISTAN	779.169	464.981	-67,57	2.658.313	1.684.380	-36,64
BANGLADESH	6.578.507	7.108.615	7,46	28.112.639	26.971.742	-4,06
SRI LANKA	4.530.423	3.073.613	-47,40	23.280.355	17.419.163	-25,18
AFGHANISTAN	160.847	80.990	-98,60	725.879	391.623	-46,05
IRAN (ISLAMIC REPUBLIC OF)	853.426	575.610	-48,26	3.811.097	2.862.092	-24,90
SAUDI ARABIA	8.575.802	10.353.708	17,17	51.292.038	65.641.813	27,98
KUWAIT	758.315	990.790	23,46	5.276.451	7.891.736	49,57
JORDAN	1.030.969	607.153	-69,80	4.579.362	3.179.366	-30,57
LEBANON	128.748	129.963	0,93	790.967	706.323	-10,70
YEMEN	827.968	708.404	-16,88	4.395.531	3.522.093	-19,87
OMAN	491.968	507.016	2,97	2.639.317	2.906.429	10,12
SYRIA ARAB REPUBLIC	1.329.557	946.413	-40,48	6.842.894	5.264.517	-23,07
TURKEY	18.135.566	20.728.309	12,51	72.388.846	93.080.193	28,58
UNITED ARAB EMIRATES	19.119.732	23.981.860	20,27	109.598.653	116.191.146	6,02
QATAR	127.350	107.719	-18,22	713.982	835.277	16,99
BAHRAIN	126.372	58.953	-114,36	914.871	426.507	-53,38
CYPRUS	93.370	83.919	-11,26	553.180	514.228	-7,04
EGYPT	1.566.464	906.412	-72,82	5.622.754	4.916.221	-12,57
LIBYAN ARAB JAMAHIRIYA	532.506	467.545	-13,89	2.324.817	2.439.201	4,92
MOROCCO	737.483	429.372	-71,76	4.987.551	2.676.138	-46,34
TUNISIA	175.443	116.877	-50,11	708.428	564.480	-20,32
ALGERIA	241.749	162.401	-48,86	471.581	489.607	3,82
SUDAN	259.627	146.020	-77,80	1.379.141	857.082	-37,85
LESOTHO	479.769	1.014.793	52,72	1.439.208	2.802.214	94,71
ETHIOPIA	19.200	6.488	-195,93	67.047	46.999	-29,90
MADAGASCAR	352.012	86.027	-309,19	1.255.582	278.920	-77,79
SOMALIA	59.739	23.336	-156,00	443.998	121.072	-72,73
KENYA	875.182	1.072.666	18,41	3.654.137	4.883.305	33,64
REUNION	0	409	100,00	0	3.666	--
MOZAMBIQUE	199.996	0	--	295.371	0	-100,00
BOTSWANA	6.779	27.576	75,42	26.175	150.163	473,69
EQUATORIAL GUINEA	126	0	--	288	0	-100,00
TOGO	92.978	38.765	-139,85	440.179	181.148	-58,85
GHANA	159.611	239.095	33,24	746.290	1.015.125	36,02
GUINEA	70.776	92.341	23,35	71.080	206.966	191,17
CONGO	1	0	--	16	0	-100,00
CAMEROON	40.524	15.099	-168,39	90.318	88.812	-1,67
NIGERIA	53.686	154.635	65,28	591.496	1.233.524	108,54
GABON	19.247	12.841	-49,89	26.036	11.480	-55,91
COTE D'IVOIRE	3.422	70.101	95,12	13.019	367.075	2.719,53
SENEGAL	19.658	57.568	65,85	52.353	156.720	199,35
MALI	1.428	0	--	12.071	0	-100,00
BENIN	45.041	28.144	-60,04	289.795	166.452	-42,56
BURKINA FASO	0	26.487	100,00	0	74.482	--
GAMBIA	15.368	3.016	-409,55	48.327	10.116	-79,07
CENTRAL AFRICAN REPUBLIC	0	5.250	100,00	0	11.025	--
NIGER	0	39.585	100,00	0	259.392	--
DJIBOUTI	146.988	89.396	-64,42	602.091	426.673	-29,13
SWAZILAND	20.126	0	--	46.202	0	-100,00
SOUTH AFRICA	3.773.782	5.050.410	25,28	16.034.377	16.594.207	3,49

TABEL 5. PERKEMBANGAN EKSPOR INDONESIA MENURUT KOMODITI DAN NEGARA TUJUAN

JENIS BARANG	BERAT BERSIH (KG)		PERUB	NILAI FOB (US \$)		PERUB
	JAN-SEP 2006	JAN-SEP 2007	%	JAN-SEP 2006	JAN-SEP 2007	%
(1)	(2)	(3)	(4)	(5)	(6)	(7)
ZIMBABWE	259.895	489.178	46,87	1.015.166	2.226.351	119,31
COMOROS	0	1.102	100,00	0	6.099	--
MAURITIUS	455.381	376.321	-21,01	1.646.189	1.739.123	5,65
ZAIRE	12.600	0	--	99.351	0	-100,00
AUSTRALIA	1.929.893	2.387.152	19,16	7.095.700	8.202.451	15,60
NEW ZEALAND	351.995	308.666	-14,04	1.866.407	1.803.646	-3,36
MICRONESIA, FEDERATED STATES OF	28.455	121.787	76,64	189.311	1.064.872	462,50
GUAM	334	0	--	596	0	-100,00
PALAU	0	33	100,00	0	484	--
NEW CALEDONIA	16	2.327	99,31	115	4.613	3.911,30
NORTHERN MARIANA ISLANDS	0	300	100,00	0	6.200	--
VANUATU	0	1.072	100,00	0	603	--
AMERICAN SAMOA	2.172	0	--	18.200	0	-100,00
COOK ISLANDS	333	2	-16.550,00	5.348	8	-99,85
FIJI	233.225	257.349	9,37	1.122.192	1.431.331	27,55
KIRIBATI	2.877	0	--	3.960	0	-100,00
MARSHALL ISLANDS	1.600	0	--	10.485	0	-100,00
EAST TIMOR	3.325	3.373	1,42	13.135	63.485	383,33
UNITED STATES	10.025.984	10.157.981	1,30	54.063.480	63.165.680	16,84
CANADA	1.268.393	893.807	-41,91	7.452.045	5.385.025	-27,74
MEXICO	3.240.549	2.657.756	-21,93	13.064.713	12.006.556	-8,10
GUATEMALA	192.959	100.018	-92,92	744.190	548.292	-26,32
HONDURAS	145.689	119.013	-22,41	954.536	864.551	-9,43
NICARAGUA	174.486	181.695	3,97	529.208	590.146	11,51
PANAMA	535.644	732.088	26,83	2.419.075	3.444.414	42,39
SURINAME	16.731	9.038	-85,12	56.491	39.085	-30,81
CHILE	353.466	288.575	-22,49	1.398.878	1.258.622	-10,03
VENEZUELA	133.472	214.775	37,85	587.873	1.045.040	77,77
ARGENTINA	737.914	296.558	-148,83	3.158.652	1.504.743	-52,36
BRAZIL	1.083.026	1.502.856	27,94	6.528.044	9.629.824	47,51
COLOMBIA	478.577	700.219	31,65	2.446.614	3.494.922	42,85
BOLIVIA	2.271	2.112	-7,53	16.176	13.155	-18,68
URUGUAY	21.255	37.791	43,76	90.696	187.293	106,51
PARAGUAY	13.299	0	--	88.449	0	-100,00
ECUADOR	20.466	16.613	-23,19	111.524	69.861	-37,36
PERU	299.841	380.811	21,26	1.711.675	2.377.478	38,90
GUYANA	0	8.009	100,00	0	13.141	--
TRINIDAD AND TOBAGO	190.093	51.629	-268,19	550.086	355.361	-35,40
JAMAICA	33.688	21.285	-58,27	183.920	122.113	-33,61
PUERTO RICO	22	4	-450,00	398	11	-97,24
DOMINICAN REPUBLIC	161.239	161.423	0,11	1.050.490	919.516	-12,47
EL SALVADOR	277.689	131.354	-111,41	1.325.307	756.256	-42,94
COSTA RICA	1.665	704	-136,51	6.529	2.264	-65,32
BARBADOS	1	0	--	1	0	-100,00
ANTIGUA AND BARBUDA	0	1.612	100,00	0	9.470	--
BERMUDA	0	85	100,00	0	101	--
CAPE VERDE	979	0	--	6.389	0	-100,00
DOMINICA	6.081	0	--	29.769	0	-100,00
FRENCH POLYNESIA	8.932	19.366	53,88	115.911	166.501	43,65
MARTINIQUE	0	18	100,00	0	200	--
NETHERLANDS ANTILLES	5.887	3.969	-48,32	15.849	25.372	60,09
GUADELOUPE	0	314	100,00	0	652	--
SAINT KITTS AND NEVIS	0	1.112	100,00	0	6.220	--
UNITED KINGDOM	4.395.953	4.215.227	-4,29	22.925.056	22.355.893	-2,48
NETHERLANDS	6.009.208	4.540.724	-32,34	22.639.576	18.334.868	-19,01
FRANCE	1.472.788	885.229	-66,37	8.300.775	8.708.722	4,91
GERMANY, FED. REP. OF	6.742.293	4.416.087	-52,68	30.710.665	20.788.860	-32,31
AUSTRIA	37.823	19.694	-92,05	383.968	198.667	-48,26
BELGIUM	3.631.209	3.404.405	-6,66	12.496.862	11.423.465	-8,59
SWITZERLAND	5.149	8.721	40,96	58.105	214.898	269,84
DENMARK	295.695	193.872	-52,52	1.577.158	1.342.336	-14,89
NORWAY	91.497	83.035	-10,19	416.205	371.546	-10,73
SWEDEN	46.850	62.400	24,92	263.030	368.886	40,24
FINLAND	359.041	503.739	28,72	2.260.983	3.183.643	40,81
IRELAND	69.118	54.061	-27,85	263.033	158.048	-39,91
ITALY	13.750.779	11.620.083	-18,34	44.875.308	37.880.778	-15,59
SPAIN	4.396.062	3.727.435	-17,94	15.688.285	14.014.382	-10,67
PORTUGAL	487.836	503.215	3,06	1.989.091	1.969.628	-0,98
ICELAND	5.505	0	--	1.855	0	-100,00
GREECE	530.090	487.447	-8,75	3.001.866	2.631.596	-12,33
HUNGARY	856.884	369.593	-131,85	3.491.076	2.120.700	-39,25
POLAND	1.211.043	1.350.560	10,33	7.112.287	8.410.941	18,26
ROMANIA	144.132	144.039	-0,06	568.719	756.140	32,95
BULGARIA	78.150	50.676	-54,22	437.301	279.145	-36,17
BELARUS	130.135	192.536	32,41	947.777	1.250.278	31,92
KAZAKHSTAN	0	431	100,00	0	8.094	--
TAJKISTAN	0	53.251	100,00	0	252.842	--
UKRAINE	382.831	344.871	-11,01	2.259.702	2.384.445	5,52

TABEL 5. PERKEMBANGAN EKSPOR INDONESIA MENURUT KOMODITI DAN NEGARA TUJUAN

JENIS BARANG	BERAT BERSIH (KG)		PERUB	NILAI FOB (US \$)		PERUB
	JAN-SEP 2006	JAN-SEP 2007	%	JAN-SEP 2006	JAN-SEP 2007	%
(1)	(2)	(3)	(4)	(5)	(6)	(7)
UZBEKISTAN	178.077	118.264	-50,58	437.808	315.359	-27,97
LITHUANIA	9.700	0	--	53.637	0	-100,00
LATVIA	2.129	4.296	50,44	27.938	33.563	20,13
ESTONIA	10.114	2.787	-262,90	54.494	22.842	-58,08
CROATIA	9.398	11.043	14,90	30.492	52.755	73,01
MALTA	68.472	2.110	-3.145,12	250.221	8.523	-96,59
SLOVAKIA	13.701	30.012	54,35	108.659	161.939	49,03
SLOVENIA	12.117	9.217	-31,46	116.695	105.159	-9,89
CZECH REPUBLIC	89.908	134.000	32,90	541.606	668.047	23,35
RUSSIA FEDERATION	128.726	190.880	32,56	675.301	1.241.962	83,91
-TEKSTIL LAINNYA	902.550.380	901.975.780	-0,06	1.919.815.134	2.083.137.651	8,51
JAPAN	63.165.166	62.103.893	-1,71	179.361.262	186.624.787	4,05
HONG KONG	30.536.612	25.770.797	-18,49	61.059.449	58.505.186	-4,18
KOREA, DEMOCRATIC PEOPLE'S REPL	968.788	518	-186.924,71	1.961.985	1.320	-99,93
KOREA, REPUBLIC OF	62.360.691	69.841.267	10,71	153.961.605	177.046.096	14,99
TAIWAN	27.851.508	25.439.129	-9,48	46.675.310	45.376.705	-2,78
CHINA	37.261.917	48.120.797	22,57	77.259.172	79.473.732	2,87
MONGOLIA	162	0	--	1.209	0	-100,00
MACAU	2.166.953	7.163	-30.152,03	5.722.229	102.820	-98,20
PAPUA NEW GUINEA	182.666	101.820	-79,40	393.453	206.684	-47,47
THAILAND	22.595.299	23.159.684	2,44	52.904.971	57.101.420	7,93
SINGAPORE	23.882.524	12.438.323	-92,01	48.088.993	37.172.947	-22,70
PHILIPPINES	21.981.848	15.222.140	-44,41	44.494.672	32.857.217	-26,15
MALAYSIA	23.904.851	27.430.753	12,85	57.102.577	67.648.180	18,47
MYANMAR (FORM. BURMA)	166.186	98.555	-68,62	786.085	458.139	-41,72
CAMBODIA	711.488	591.707	-20,24	2.108.710	2.746.584	30,25
BRUNEI DARUSSALAM	131.034	205.374	36,20	336.573	533.425	58,49
LAO PEOPLE'S DEMOCRATIC REPUBLI	0	6.013	100,00	0	37.566	--
NEPAL	17.483	34.944	49,97	24.487	72.872	197,59
BHUTAN	19.075	0	--	50.141	0	-100,00
VIET NAM	18.618.962	24.319.045	23,44	33.955.152	42.946.780	26,48
MALDIVES	49.832	73.534	32,23	213.743	311.603	45,78
INDIA	36.882.764	18.747.795	-96,73	58.247.685	39.145.337	-32,80
PAKISTAN	29.770.091	10.484.052	-183,96	46.079.914	21.884.283	-52,51
BANGLADESH	15.429.419	12.995.558	-18,73	38.473.877	34.024.608	-11,56
SRI LANKA	9.100.577	8.234.429	-10,52	24.975.470	23.775.284	-4,81
AFGHANISTAN	11.435	1.700	-572,65	22.725	5.408	-76,20
IRAQ	0	26	100,00	0	52	--
IRAN (ISLAMIC REPUBLIC OF)	17.520.433	11.599.210	-51,05	29.925.810	22.608.744	-24,45
SAUDI ARABIA	1.552.722	1.992.276	22,06	6.661.467	8.256.268	23,94
ISRAEL	0	15.241	100,00	0	41.584	--
KUWAIT	119.280	477.681	75,03	717.943	1.769.769	146,51
JORDAN	917.467	619.108	-48,19	1.718.563	1.403.325	-18,34
LEBANON	35.874	78.438	54,26	131.253	335.072	155,29
YEMEN	869.768	731.068	-18,97	2.580.761	2.819.153	9,24
OMAN	29.869	21.068	-41,77	89.479	75.943	-15,13
SYRIA ARAB REPUBLIC	2.847.262	2.902.207	1,89	5.010.920	5.169.833	3,17
TURKEY	57.149.630	73.273.062	22,00	109.657.492	171.360.370	56,27
UNITED ARAB EMIRATES	3.923.424	5.451.721	28,03	16.880.961	20.088.494	19,00
QATAR	30.448	54.091	43,71	125.600	505.035	302,10
BAHRAIN	7.208	9.397	23,29	4.133	9.247	123,74
CYPRUS	4.271	6.588	35,17	13.955	10.396	-25,50
EGYPT	38.048.564	27.968.093	-36,04	60.505.196	48.134.394	-20,45
LIBYAN ARAB JAMAHIRIYA	69.868	84.316	17,14	94.213	92.082	-2,26
MOROCCO	5.841.440	3.532.126	-65,38	7.038.227	5.006.629	-28,87
TUNISIA	420.581	305.546	-37,65	917.729	672.344	-26,74
ALGERIA	2.305.211	3.014.611	23,53	4.043.820	5.465.517	35,16
SUDAN	284.614	109.876	-159,03	758.631	290.738	-61,68
ERITREA	10.641	0	--	37.246	0	-100,00
NAMIBIA	11	425	97,41	39	1.169	2.897,44
ETHIOPIA	44.400	15.903	-179,19	139.800	261.265	86,88
TANZANIA, UNITED REPUBLIC OF	285.986	142.310	-100,96	454.912	223.618	-50,84
MADAGASCAR	200.900	211.682	5,09	520.302	625.664	20,25
SOMALIA	60.917	49.781	-22,37	579.762	200.200	-65,47
KENYA	1.060.573	1.603.790	33,87	2.045.491	2.998.992	46,61
REUNION	40.337	44.728	9,82	86.030	82.770	-3,79
MOZAMBIQUE	47.605	21.672	-119,66	110.861	36.464	-67,11
BOTSWANA	6.892	7.664	10,07	16.044	22.053	37,45
EQUATORIAL GUINEA	1.014	0	--	946	0	-100,00
TOGO	93.856	82.905	-13,21	367.458	402.796	9,62
GHANA	642.765	653.792	1,69	2.251.543	2.494.418	10,79
LIBERIA	240	0	--	5.000	0	-100,00
GUINEA	55.649	1.495	-3.622,34	132.345	228	-99,83
ANGOLA	3.538	16.728	78,85	2.203	41.719	1.793,74
CONGO	22.687	0	--	78.385	0	-100,00
CAMEROON	23.966	92.162	74,00	35.465	191.808	440,84
NIGERIA	186.659	96.176	-94,08	544.004	204.700	-62,37

TABEL 5. PERKEMBANGAN EKSPOR INDONESIA MENURUT KOMODITI DAN NEGARA TUJUAN

JENIS BARANG	BERAT BERSIH (KG)		PERUB	NILAI FOB (US \$)		PERUB
	JAN-SEP 2006	JAN-SEP 2007	%	JAN-SEP 2006	JAN-SEP 2007	%
(1)	(2)	(3)	(4)	(5)	(6)	(7)
SIERRA LEONE	30.978	8.311	-272,73	76.696	27.129	-64,63
GABON	92.939	87.750	-5,91	120.995	125.741	3,92
COTE D'IVOIRE	301.444	299.775	-0,56	808.653	808.635	0,00
SENEGAL	191.241	141.267	-35,38	490.827	387.757	-21,00
MAURITANIA	420.512	547.508	23,20	1.449.865	1.773.877	22,35
MALI	4.000	12.797	68,74	2.000	40.388	1.919,40
BENIN	157.168	118.816	-32,28	1.070.421	1.101.259	2,88
GAMBIA	25.957	29.244	11,24	30.531	32.852	7,60
U.S. VIRGIN ISLANDS	50	554	90,97	376	1.786	375,00
SEYCHELLES	10.011	10.259	2,42	22.392	19.934	-10,98
UGANDA	30.328	6.102	-397,02	127.134	18.674	-85,31
CENTRAL AFRICAN REPUBLIC	10.808	0	--	80.819	0	-100,00
NIGER	16.904	0	--	82.212	0	-100,00
DJIBOUTI	2.466.021	1.552.857	-58,81	5.524.339	4.183.381	-24,27
SOUTH AFRICA	4.735.936	4.893.193	3,21	10.710.871	12.107.805	13,04
ZIMBABWE	92.503	146.131	36,70	264.863	272.538	2,90
ZAMBIA	8.290	56.888	85,43	20.049	109.224	444,79
BURUNDI	190	0	--	85	0	-100,00
MAURITIUS	1.186.725	1.047.402	-13,30	3.553.676	3.099.686	-12,78
RWANDA	23.520	0	--	32.599	0	-100,00
ZAIRE	15.213	0	--	36.117	0	-100,00
VIRGIN ISLANDS (BRITISH)	453	16	-2.731,25	2.111	210	-90,05
AUSTRALIA	13.180.075	14.529.453	9,29	28.560.319	31.086.310	8,84
NEW ZEALAND	2.192.862	2.277.962	3,74	6.112.593	6.098.476	-0,23
MICRONESIA, FEDERATED STATES OF	43	5	-760,00	98	59	-39,80
GUAM	9.971	4.111	-142,54	34.296	17.692	-48,41
PALAU	34	443	92,33	4.728	1.090	-76,95
NEW CALEDONIA	59.053	60.101	1,74	206.154	249.916	21,23
NORTHERN MARIANA ISLANDS	3.151	1.480	-112,91	6.499	7.737	19,05
SAINT VINCENT AND THE GRENADINES	10.951	5.247	-108,71	7.077	10.434	47,44
VANUATU	19.129	13.772	-38,90	19.611	23.557	20,12
WALLIS AND FUTUNA ISLANDS	8.067	1.596	-405,45	14.333	3.187	-77,76
AMERICAN SAMOA	95	1.048	90,94	12.955	5.222	-59,69
COOK ISLANDS	6.346	31.570	79,90	28.188	82.407	192,35
FIJI	56.109	22.549	-148,83	272.989	127.718	-53,21
KIRIBATI	0	1.667	100,00	0	2.970	--
MARSHALL ISLANDS	214	5	-4.180,00	525	200	-61,90
SAMOA	0	1.272	100,00	0	3.634	--
SOLOMON ISLANDS	0	58.770	100,00	0	59.287	--
TONGA	0	537	100,00	0	2.422	--
TUVALU	0	43	100,00	0	160	--
CHRISTMAS ISLANDS	0	322	100,00	0	3.298	--
EAST TIMOR	302.862	357.797	15,35	480.899	679.851	41,37
UNITED STATES	64.413.523	65.728.733	2,00	145.181.121	151.535.910	4,38
CANADA	6.403.048	6.570.910	2,55	14.592.792	14.872.323	1,92
MEXICO	10.437.502	9.640.002	-8,27	20.270.600	21.190.432	4,54
GUATEMALA	538.410	320.655	-67,91	1.047.802	645.074	-38,44
HONDURAS	81.944	82.853	1,10	175.799	168.238	-4,30
NICARAGUA	13.302	2.438	-445,61	28.675	3.704	-87,08
PANAMA	322.182	32.251	-898,98	659.528	99.398	-84,93
CUBA	161	155.436	99,90	3.001	256.104	8.433,96
SURINAME	144.483	154.421	6,44	302.748	269.419	-11,01
CHILE	3.309.280	2.538.790	-30,35	7.313.527	6.003.831	-17,91
VENEZUELA	5.963.954	4.000.953	-49,06	13.139.902	9.072.153	-30,96
ARGENTINA	16.431.141	20.515.363	19,91	33.589.274	48.570.650	44,60
BRAZIL	79.738.473	86.560.909	7,88	147.934.533	188.028.543	27,10
COLOMBIA	7.276.400	6.341.074	-14,75	14.559.825	13.889.297	-4,61
URUGUAY	501.812	172.782	-190,43	1.047.115	389.874	-62,77
PARAGUAY	0	39.826	100,00	0	84.390	--
ECUADOR	1.452.706	1.614.724	10,03	2.802.977	3.621.336	29,20
PERU	1.599.638	2.242.023	28,65	3.540.278	4.416.689	24,76
GUYANA	37.431	28.478	-31,44	60.282	53.747	-10,84
TRINIDAD AND TOBAGO	57.332	18.100	-216,75	108.093	34.096	-68,46
BAHAMAS	4.175	4.737	11,86	6.487	7.561	16,56
JAMAICA	245.441	199.835	-22,82	397.036	378.129	-4,76
PUERTO RICO	1.847	3.756	50,83	11.084	17.967	62,10
BELIZE	7.887	2.951	-167,27	24.119	13.091	-45,72
DOMINICAN REPUBLIC	221.782	311.116	28,71	591.682	611.563	3,36
EL SALVADOR	499.168	536.472	6,95	922.946	1.292.600	40,05
COSTA RICA	197.356	132.099	-49,40	335.567	370.908	10,53
HAITI	58.671	207	-28.243,48	83.018	141	-99,83
BARBADOS	3.066	1.324	-131,57	7.202	3.595	-50,08
ANTIGUA AND BARBUDA	1.306	1.925	32,16	2.409	4.106	70,44
ANGUILLA	470	27	-1.640,74	1.937	82	-95,77
ARUBA	0	666	100,00	0	1.447	--
BERMUDA	755	191	-295,29	4.915	1.232	-74,93
CAYMAN ISLANDS	0	2.878	100,00	0	8.298	--
DOMINICA	0	1.165	100,00	0	2.161	--

TABEL 5. PERKEMBANGAN EKSPOR INDONESIA MENURUT KOMODITI DAN NEGARA TUJUAN

JENIS BARANG	BERAT BERSIH (KG)		PERUB	NILAI FOB (US \$)		PERUB
	JAN-SEP 2006	JAN-SEP 2007	%	JAN-SEP 2006	JAN-SEP 2007	%
(1)	(2)	(3)	(4)	(5)	(6)	(7)
FALKLAND ISLANDS (MALVINAS)	0	6	100,00	0	8	--
FRENCH GUIANA	5.221	4.834	-8,01	5.977	12.025	101,19
FRENCH POLYNESIA	107.260	126.097	14,94	316.731	377.411	19,16
GRENADA	21.793	63	-34.492,06	47.498	455	-99,04
MARTINIQUE	14.486	28.375	48,95	51.809	112.421	116,99
NETHERLANDS ANTILLES	18.607	22.453	17,13	73.300	60.003	-18,14
SAINT LUCIA	2	680	99,71	24	4.404	18.250,00
TURKS AND CAICOS ISLANDS	3.342	319	-947,65	8.759	1.121	-87,20
GUADELOUPE	36.266	18.709	-93,84	146.491	72.174	-50,73
SAINT KITTS AND NEVIS	3.017	358	-742,74	4.514	5.677	25,76
UNITED KINGDOM	7.242.462	12.165.631	40,47	17.320.917	25.507.058	47,26
NETHERLANDS	4.062.176	4.576.925	11,25	9.440.848	12.208.251	29,31
FRANCE	1.191.063	1.584.372	24,82	5.210.416	7.718.752	48,14
GERMANY, FED. REP. OF	16.813.990	22.787.900	26,22	42.563.968	56.427.753	32,57
AUSTRIA	98.347	58.462	-68,22	270.303	281.093	3,99
BELGIUM	18.790.945	25.705.814	26,90	38.589.848	53.595.327	38,88
SWITZERLAND	267.511	272.062	1,67	528.502	865.220	63,71
LUXEMBOURG	134	0	--	563	0	-100,00
MONACO	177	0	--	3.049	0	-100,00
DENMARK	705.147	566.675	-24,44	3.291.263	2.345.597	-28,73
NORWAY	97.045	280.559	65,41	747.069	1.867.772	150,01
SWEDEN	2.036.778	2.332.988	12,70	12.666.779	12.451.618	-1,70
FINLAND	234.157	948.784	75,32	507.543	2.102.275	314,21
IRELAND	29.942	160.685	81,37	78.803	324.168	311,37
ITALY	29.633.764	35.779.504	17,18	58.602.438	76.544.710	30,62
SPAIN	17.368.913	17.566.517	1,12	36.633.726	38.011.627	3,76
PORTUGAL	3.920.728	4.150.534	5,54	9.713.635	10.382.003	6,88
ICELAND	946	5.798	83,68	319	38.167	11.864,58
GREECE	4.512.361	6.556.985	31,18	10.767.231	18.216.174	69,18
DEMOCRATIC REPUBLIC OF THE CONG	445	92.865	99,52	2.554	253.864	9.839,86
HUNGARY	1.359.592	1.763.963	22,92	2.813.507	3.296.045	17,15
POLAND	3.169.428	4.659.846	31,98	6.600.350	9.922.873	50,34
ROMANIA	252.059	386.406	34,77	470.371	752.056	59,89
BULGARIA	30.529	126.646	75,89	47.619	235.966	395,53
YUGOSLAVIA	4.345	10.530	58,74	9.465	12.551	32,60
KAZAKHSTAN	120	3.600	96,67	1.350	1.046	-22,52
KYRGYZSTAN	0	257.839	100,00	0	730.163	--
MOLDOVA, REPUBLIC OF	0	21.874	100,00	0	36.748	--
TAJIKISTAN	0	5.281	100,00	0	33.444	--
UKRAINE	85.473	189.479	54,89	247.914	506.055	104,13
UZBEKISTAN	43.736	14.480	-202,04	106.080	20.230	-80,93
LITHUANIA	1.265.370	1.839.100	31,20	2.092.442	3.222.745	54,02
LATVIA	91.268	84.002	-8,65	288.594	196.874	-31,78
ESTONIA	47.263	63.776	25,89	116.603	196.752	68,74
GEORGIA	4.316	39.271	89,01	2.879	68.227	2.269,82
CROATIA	8.177	11.754	30,43	14.209	165.255	1.063,03
BOSNIA AND HERZEGOVINA	1.970	0	--	6.091	0	-100,00
MALTA	8.593	10.894	21,12	63.468	54.732	-13,76
SLOVAKIA	256.067	248.191	-3,17	414.195	404.297	-2,39
SLOVENIA	83.173	468.935	82,26	110.997	941.510	748,23
CZECH REPUBLIC	292.049	573.265	49,06	539.751	1.052.611	95,02
RUSSIA FEDERATION	161.127	397.051	59,42	713.765	3.043.915	326,46
-BARANG DARI KARET	322.894.871	352.127.979	8,30	875.762.678	996.039.243	13,73
JAPAN	59.709.544	57.725.799	-3,44	169.783.040	170.645.883	0,51
HONG KONG	4.566.043	3.048.680	-49,77	18.305.333	13.717.269	-25,06
KOREA, REPUBLIC OF	3.519.709	3.771.522	6,68	7.936.849	7.645.402	-3,67
TAIWAN	3.335.349	3.218.896	-3,62	9.177.966	9.932.948	8,23
CHINA	4.272.574	11.254.750	62,04	9.369.802	27.064.025	188,84
PAPUA NEW GUINEA	1.796.678	1.152.415	-55,91	4.190.887	3.115.720	-25,65
THAILAND	6.600.412	8.674.930	23,91	21.211.550	28.185.400	32,88
SINGAPORE	5.990.013	5.047.336	-18,68	40.809.797	42.250.992	3,53
PHILIPPINES	9.097.607	8.613.417	-5,62	15.115.017	14.528.261	-3,88
MALAYSIA	12.902.400	17.347.547	25,62	26.801.513	28.305.006	5,61
MYANMAR (FORM. BURMA)	653.292	567.604	-15,10	1.461.124	1.259.122	-13,83
CAMBODIA	375.852	333.457	-12,71	901.653	934.434	3,64
BRUNEI DARUSSALAM	251.830	348.925	27,83	526.942	860.606	63,32
LAO PEOPLE'S DEMOCRATIC REPUBLI	62.722	14.492	-332,80	151.932	42.876	-71,78
NEPAL	41.805	36.953	-13,13	98.955	105.377	6,49
BHUTAN	0	240	100,00	0	2.376	--
VIET NAM	2.484.894	2.849.013	12,78	6.505.066	8.381.913	28,85
MALDIVES	7.234	4.001	-80,80	20.334	1.875	-90,78
INDIA	879.263	1.109.837	20,78	2.221.057	2.483.703	11,83
PAKISTAN	2.704.868	2.251.329	-20,15	5.917.711	4.676.180	-20,98
BANGLADESH	1.619.142	1.384.315	-16,96	3.479.465	2.904.518	-16,52
SRI LANKA	1.882.452	1.330.754	-41,46	4.400.987	3.054.392	-30,60
AFGHANISTAN	61.952	77.598	20,16	163.341	193.494	18,46
IRAQ	248.111	17.083	-1.352,39	594.425	28.877	-95,14

TABEL 5. PERKEMBANGAN EKSPOR INDONESIA MENURUT KOMODITI DAN NEGARA TUJUAN

JENIS BARANG	BERAT BERSIH (KG)		PERUB	NILAI FOB (US \$)		PERUB
	JAN-SEP 2006	JAN-SEP 2007	%	JAN-SEP 2006	JAN-SEP 2007	%
(1)	(2)	(3)	(4)	(5)	(6)	(7)
IRAN (ISLAMIC REPUBLIC OF)	2.696.981	1.551.856	-73,79	6.320.078	3.373.731	-46,62
SAUDI ARABIA	15.871.231	17.302.102	8,27	37.424.336	45.369.608	21,23
KUWAIT	530.053	300.000	-76,68	1.293.144	831.448	-35,70
JORDAN	1.276.762	1.329.123	3,94	2.624.572	3.274.610	24,77
LEBANON	520.157	1.228.421	57,66	1.283.106	3.362.564	162,06
YEMEN	3.822.302	3.931.668	2,78	9.139.561	10.913.956	19,41
OMAN	554.748	748.890	25,92	1.352.351	2.017.127	49,16
SYRIA ARAB REPUBLIC	1.135.087	1.425.014	20,35	2.413.975	2.843.186	17,78
TURKEY	2.802.177	3.398.481	17,55	7.413.056	9.173.399	23,75
UNITED ARAB EMIRATES	17.265.681	16.508.756	-4,58	42.718.848	42.352.278	-0,86
QATAR	386.906	480.203	19,43	962.229	1.345.771	39,86
BAHRAIN	210.347	281.430	25,26	541.226	806.908	49,09
CYPRUS	149.917	152.812	1,89	401.175	427.070	6,45
EGYPT	10.605.545	7.777.368	-36,36	23.199.831	18.416.012	-20,62
LIBYAN ARAB JAMAHIRIYA	1.732.651	1.335.306	-29,76	4.415.398	3.568.545	-19,18
MOROCCO	275.279	429.143	35,85	706.161	1.090.993	54,50
TUNISIA	30.440	40.873	25,53	76.741	118.996	55,06
ALGERIA	409.833	418.377	2,04	1.030.293	1.130.541	9,73
SUDAN	589.980	450.246	-31,04	1.473.246	1.257.365	-14,65
NAMIBIA	14	0	--	48	0	-100,00
TANZANIA, UNITED REPUBLIC OF	74.340	11	-675.718,18	169.425	50	-99,97
MADAGASCAR	0	5.650	100,00	0	12.722	--
KENYA	87.187	148.819	41,41	191.002	386.918	102,57
REUNION	40.194	26.473	-51,83	131.282	84.823	-35,39
MOZAMBIQUE	14.208	0	--	34.625	0	-100,00
BOTSWANA	67.422	36.895	-82,74	161.066	96.084	-40,34
TOGO	5.273	4.749	-11,03	10.738	12.901	20,14
GHANA	664.966	356.410	-86,57	967.947	735.483	-24,02
LIBERIA	0	8.147	100,00	0	22.381	--
GUINEA	750	15.045	95,01	1.500	42.943	2.762,87
ANGOLA	127.160	86.896	-46,34	316.555	240.216	-24,12
CAMEROON	17.183	27.796	38,18	39.133	45.247	15,62
NIGERIA	1.344.954	1.358.319	0,98	2.889.588	3.362.411	16,36
COTE D'IVOIRE	59.171	73.166	19,13	138.146	198.993	44,05
SENEGAL	30.125	16.159	-86,43	68.594	43.964	-35,91
BENIN	98.027	50.893	-92,61	236.682	142.995	-39,58
BURKINA FASO	0	9.082	100,00	0	25.424	--
SEYCHELLES	10.422	12.893	19,17	27.892	33.980	21,83
UGANDA	85.599	107.125	20,09	162.117	219.314	35,28
DJIBOUTI	569.055	250.856	-126,85	1.359.779	648.366	-52,32
SOUTH AFRICA	900.805	1.586.615	43,22	2.356.465	4.671.025	98,22
ZIMBABWE	9.253	145.280	93,63	33.410	408.550	1.122,84
MALAWI	11.013	0	--	27.720	0	-100,00
COMOROS	0	868	100,00	0	1.253	--
BURUNDI	14.691	0	--	35.531	0	-100,00
MAURITIUS	161.417	317.139	49,10	396.667	775.315	95,46
AUSTRALIA	4.151.157	6.011.500	30,95	10.836.074	17.124.210	58,03
NEW ZEALAND	1.554.729	1.891.222	17,79	3.953.451	5.332.655	34,89
MICRONESIA, FEDERATED STATES OF	127	0	--	855	0	-100,00
GUAM	0	1	100,00	0	4	--
PALAU	0	6	100,00	0	6	--
NEW CALEDONIA	14.556	8.897	-63,61	42.899	23.306	-45,67
VANUATU	8.806	16.633	47,06	21.196	47.146	122,43
AMERICAN SAMOA	14.198	14.366	1,17	43.241	44.764	3,52
COOK ISLANDS	7.934	33	-23.942,42	2.824	564	-80,03
FIJI	192.978	145.920	-32,25	467.558	413.681	-11,52
SAMOA	90.517	59.246	-52,78	308.781	364.866	18,16
SOLOMON ISLANDS	5.842	519	-1.025,63	10.030	700	-93,02
EAST TIMOR	146.787	92.542	-58,62	281.571	228.850	-18,72
UNITED STATES	62.120.618	74.038.648	16,10	169.447.550	212.412.394	25,36
CANADA	1.034.997	1.570.083	34,08	2.302.584	3.885.448	68,74
MEXICO	975.594	1.226.175	20,44	2.257.133	3.021.052	33,84
GUATEMALA	193.939	386.156	49,78	501.492	1.062.709	111,91
HONDURAS	393.993	405.547	2,85	828.432	904.759	9,21
NICARAGUA	0	7.810	100,00	0	19.913	--
PANAMA	141.474	285.954	50,53	324.273	871.948	168,89
SURINAME	18.005	26.716	32,61	40.547	67.395	66,21
CHILE	151.265	209.226	27,70	297.426	767.775	158,14
VENEZUELA	83.408	197.336	57,73	258.225	564.897	118,76
ARGENTINA	396.669	695.333	42,95	1.089.648	1.865.818	71,23
BRAZIL	987.171	1.349.791	26,86	1.911.679	3.408.843	78,32
COLOMBIA	629.300	1.191.314	47,18	1.525.694	2.909.642	90,71
BOLIVIA	16.436	8.168	-101,22	49.660	25.610	-48,43
URUGUAY	50.420	30.813	-63,63	129.845	99.415	-23,44
PARAGUAY	33.939	21.100	-60,85	86.419	85.161	-1,46
ECUADOR	63.087	105.205	40,03	154.818	322.357	108,22
PERU	351.926	660.619	46,73	798.482	1.166.364	46,07
GUYANA	0	10.268	100,00	0	28.167	--

TABEL 5. PERKEMBANGAN EKSPOR INDONESIA MENURUT KOMODITI DAN NEGARA TUJUAN

JENIS BARANG	BERAT BERSIH (KG)		PERUB	NILAI FOB (US \$)		PERUB
	JAN-SEP 2006	JAN-SEP 2007	%	JAN-SEP 2006	JAN-SEP 2007	%
(1)	(2)	(3)	(4)	(5)	(6)	(7)
TRINIDAD AND TOBAGO	48.618	114.837	57,66	164.414	363.197	120,90
JAMAICA	672.538	449.236	-49,71	1.642.835	1.173.585	-28,56
PUERTO RICO	31.182	40.034	22,11	81.154	133.347	64,31
DOMINICAN REPUBLIC	425.387	306.199	-38,93	1.039.628	835.643	-19,62
EL SALVADOR	41.862	21.899	-91,16	90.756	61.064	-32,72
COSTA RICA	359.524	272.846	-31,77	914.265	728.453	-20,32
HAITI	13.965	7.830	-78,35	35.174	22.275	-36,67
BARBADOS	9.025	31.309	71,17	23.554	92.347	292,07
ANTIGUA AND BARBUDA	0	272	100,00	0	1.987	--
DOMINICA	112.049	80.813	-38,65	265.655	193.848	-27,03
FRENCH POLYNESIA	4.130	239	-1.628,03	10.197	433	-95,75
MARTINIQUE	20.372	0	--	75.559	0	-100,00
NETHERLANDS ANTILLES	5.142	0	--	90.759	0	-100,00
TURKS AND CAICOS ISLANDS	48	0	--	148	0	-100,00
GUADELOUPE	2	21	90,48	25	54	116,00
UNITED KINGDOM	12.889.828	15.206.958	15,24	34.900.915	42.624.396	22,13
NETHERLANDS	5.440.676	7.305.266	25,52	13.502.691	20.713.537	53,40
FRANCE	2.127.198	2.968.131	28,33	5.777.572	8.463.072	46,48
GERMANY, FED. REP. OF	11.140.084	10.819.139	-2,97	40.556.151	41.007.564	1,11
AUSTRIA	100.339	3.387	-2.862,47	302.067	15.228	-94,96
BELGIUM	8.101.895	9.145.959	11,42	21.157.075	26.287.280	24,25
SWITZERLAND	37.551	55.313	32,11	103.950	128.647	23,76
LUXEMBOURG	429	1.203	64,34	1.014	17.604	1.636,09
DENMARK	732.049	1.124.532	34,90	1.650.000	2.751.764	66,77
NORWAY	611.677	256.109	-138,83	1.820.479	740.830	-59,31
SWEDEN	763.752	691.544	-10,44	2.353.221	2.082.660	-11,50
FINLAND	705.581	746.211	5,44	1.777.885	1.897.938	6,75
IRELAND	397.648	418.492	4,98	1.078.756	1.197.243	10,98
ITALY	8.501.577	9.468.648	10,21	23.562.797	28.312.354	20,16
SPAIN	2.824.212	2.856.972	1,15	7.754.036	8.487.509	9,46
PORTUGAL	1.339.771	1.539.951	13,00	3.942.340	4.860.750	23,30
ICELAND	10.512	35.012	69,98	39.060	126.063	222,74
GREECE	579.599	861.800	32,75	1.641.199	2.667.147	62,51
HUNGARY	261.082	284.499	8,23	967.450	1.138.132	17,64
POLAND	774.226	439.870	-76,01	2.489.983	1.817.279	-27,02
ROMANIA	55	90.680	99,94	40	271.849	679.522,50
BULGARIA	81.611	62.217	-31,17	138.836	153.430	10,51
ALBANIA	12.667	0	--	21.180	0	-100,00
ARMENIA	62.151	37.231	-66,93	159.874	96.191	-39,83
AZERBAIJAN	51.263	16.026	-219,87	122.781	43.799	-64,33
KAZAKHSTAN	10.305	19.611	47,45	25.262	53.659	112,41
KYRGYZSTAN	39.963	9.476	-321,73	96.094	25.972	-72,97
TURKMENISTAN	40.390	7.228	-458,80	102.520	19.415	-81,06
UKRAINE	53.347	54.097	1,39	133.991	172.012	28,38
LITHUANIA	78.494	62.912	-24,77	205.208	215.885	5,20
LATVIA	453.578	480.036	5,51	1.010.883	1.122.991	11,09
ESTONIA	12.181	315.291	96,14	39.120	983.386	2.413,77
GEORGIA	84.651	172.899	51,04	207.966	475.579	128,68
CROATIA	9.997	61.892	83,85	24.207	197.273	714,94
MALTA	65.204	14.067	-363,52	173.186	48.898	-71,77
SLOVAKIA	8.643	1	-864.200,00	24.125	13	-99,95
SLOVENIA	28.964	227.277	87,26	90.178	579.627	542,76
CZECH REPUBLIC	105.582	107.956	2,20	354.815	480.750	35,49
REP. OF MACEDONIA	19.499	0	--	44.600	0	-100,00
RUSSIA FEDERATION	439.872	251.156	-75,14	1.312.676	878.750	-33,06
-SHEET	249.716.685	216.936.767	-15,11	475.544.620	433.324.905	-8,88
JAPAN	60.213.138	57.859.313	-4,07	111.028.099	114.510.633	3,14
HONG KONG	745.882	178.574	-317,69	1.497.935	297.341	-80,15
KOREA, REPUBLIC OF	5.841.040	5.722.699	-2,07	11.562.254	11.542.202	-0,17
TAIWAN	5.801.669	4.358.910	-33,10	11.641.031	8.919.430	-23,38
CHINA	37.544.708	33.181.800	-13,15	72.981.667	66.190.384	-9,31
THAILAND	94.640	113.615	16,70	113.568	227.230	100,08
SINGAPORE	10.450.485	11.073.870	5,63	22.697.819	23.810.482	4,90
PHILIPPINES	3.191.025	1.161.856	-174,65	6.171.877	2.184.812	-64,60
MALAYSIA	1.254.039	221.792	-465,41	2.722.905	496.127	-81,78
VIET NAM	1.644.538	893.988	-83,96	3.162.506	1.720.653	-45,59
INDIA	2.153.339	6.482.729	66,78	4.137.961	11.608.807	180,54
PAKISTAN	654.080	53.760	-1.116,67	1.188.391	113.700	-90,43
SRI LANKA	40.320	302.400	86,67	61.690	631.905	924,32
IRAN (ISLAMIC REPUBLIC OF)	1.643.850	524.160	-213,62	3.292.312	1.070.768	-67,48
JORDAN	100.800	0	--	186.480	0	-100,00
OMAN	27	0	--	80	0	-100,00
TURKEY	944.637	2.480.639	61,92	1.839.569	5.044.228	174,21
EGYPT	1.995.840	3.265.920	38,89	3.993.148	6.739.058	68,77
ALGERIA	42.840	85.680	50,00	88.036	145.441	65,21
KENYA	443.520	0	--	843.252	0	-100,00
SAINT HELENA	91.530	0	--	194.044	0	-100,00

TABEL 5. PERKEMBANGAN EKSPOR INDONESIA MENURUT KOMODITI DAN NEGARA TUJUAN

JENIS BARANG	BERAT BERSIH (KG)		PERUB	NILAI FOB (US \$)		PERUB
	JAN-SEP 2006	JAN-SEP 2007	%	JAN-SEP 2006	JAN-SEP 2007	%
(1)	(2)	(3)	(4)	(5)	(6)	(7)
SOUTH AFRICA	6.327.359	6.965.758	9,16	11.934.535	13.851.449	16,06
MAURITIUS	590	0	--	1.026	0	-100,00
AUSTRALIA	1.693.506	1.973.873	14,20	3.266.530	3.609.548	10,50
NEW ZEALAND	584.719	241.920	-141,70	1.111.514	449.064	-59,60
SAINT VINCENT AND THE GRENADINES	0	20.160	100,00	0	45.713	--
UNITED STATES	24.558.398	15.675.598	-56,67	46.242.447	31.928.824	-30,95
CANADA	8.724.756	5.468.020	-59,56	16.664.896	11.040.069	-33,75
MEXICO	2.984.738	2.862.720	-4,26	5.554.193	5.572.172	0,32
CHILE	861.318	253.680	-239,53	1.610.651	543.648	-66,25
VENEZUELA	3.487.680	1.895.040	-84,04	6.447.058	3.832.631	-40,55
ARGENTINA	461.520	280.386	-64,60	834.955	576.441	-30,96
BRAZIL	2.603.783	4.510.210	42,27	5.074.498	9.229.984	81,89
COLOMBIA	241.920	210.000	-15,20	489.817	436.515	-10,88
PERU	337.157	0	--	699.260	0	-100,00
COSTA RICA	120.960	302.400	60,00	219.240	574.358	161,98
BARBADOS	360	0	--	1.332	0	-100,00
MARTINIQUE	367	0	--	2.125	0	-100,00
GUADELOUPE	282	0	--	220	0	-100,00
UNITED KINGDOM	7.918.078	3.237.479	-144,58	14.713.730	6.524.342	-55,66
NETHERLANDS	7.037.121	6.819.720	-3,19	13.018.992	13.757.015	5,67
FRANCE	1.655.209	1.187.307	-39,41	3.391.481	2.327.449	-31,37
GERMANY, FED. REP. OF	6.930.459	9.762.301	29,01	13.703.459	19.469.906	42,08
BELGIUM	16.665.918	10.875.837	-53,24	30.869.641	21.639.724	-29,90
SWITZERLAND	1	0	--	14	0	-100,00
IRELAND	0	42.840	100,00	0	92.749	--
ITALY	1.619.100	375.480	-331,21	2.470.286	679.859	-72,48
SPAIN	4.344.866	3.756.060	-15,68	8.147.016	7.439.400	-8,69
PORTUGAL	20.160	0	--	47.555	0	-100,00
GREECE	524.160	524.160	0,00	1.135.459	1.005.315	-11,46
HUNGARY	42.840	342.720	87,50	76.041	702.149	823,38
POLAND	9.490.025	4.545.108	-108,80	17.018.008	8.895.694	-47,73
ROMANIA	356.580	1.543.500	76,90	677.135	3.060.902	352,04
BULGARIA	0	19.200	100,00	0	34.176	--
YUGOSLAVIA	20.160	0	--	37.901	0	-100,00
BELARUS	382.970	1.446.168	73,52	750.294	2.842.446	278,84
UKRAINE	2.215.016	249.101	-789,20	4.650.366	532.745	-88,54
LITHUANIA	0	775.060	100,00	0	1.666.431	--
SLOVENIA	742.740	1.124.100	33,93	1.393.843	2.309.582	65,70
CZECH REPUBLIC	20.160	0	--	42.134	0	-100,00
RUSSIA FEDERATION	1.849.762	1.689.156	-9,51	3.842.344	3.401.404	-11,48
-CRUMB RUBBER	1.479.408.398	1.540.123.615	3,94	2.817.662.464	3.045.294.543	8,08
JAPAN	209.517.978	242.201.559	13,49	398.132.240	479.935.078	20,55
HONG KONG	784.212	160.266	-389,32	1.650.870	299.086	-81,88
KOREA, DEMOCRATIC PEOPLE'S REPL	0	52.920	100,00	0	109.015	--
KOREA, REPUBLIC OF	59.304.635	66.499.440	10,82	115.424.553	130.863.633	13,38
TAIWAN	10.167.846	9.487.689	-7,17	19.862.349	18.459.025	-7,07
CHINA	226.720.583	216.076.539	-4,93	443.160.880	434.644.275	-1,92
MONGOLIA	100.800	0	--	192.598	0	-100,00
SINGAPORE	96.815.102	106.071.649	8,73	180.158.349	215.590.487	19,67
PHILIPPINES	241.920	2.217.600	89,09	569.662	4.653.927	716,96
MALAYSIA	3.066.734	1.071.658	-186,17	5.973.697	2.130.883	-64,33
VIET NAM	23.591.327	6.247.743	-277,60	46.584.690	11.736.873	-74,81
INDIA	20.583.360	31.341.543	34,33	39.601.940	60.183.513	51,97
PAKISTAN	4.112.828	4.011.828	-2,52	7.812.997	7.774.711	-0,49
SRI LANKA	403.200	2.520	-15.900,00	737.676	6.253	-99,15
IRAN (ISLAMIC REPUBLIC OF)	12.479.032	8.830.068	-41,32	26.385.965	18.227.227	-30,92
YEMEN	40.320	100.800	60,00	106.445	189.120	77,67
TURKEY	19.727.619	27.927.355	29,36	38.570.490	55.399.522	43,63
UNITED ARAB EMIRATES	80.640	0	--	143.942	0	-100,00
EGYPT	0	40.320	100,00	0	69.754	--
TUNISIA	1.370.880	100.800	-1.260,00	2.815.775	187.226	-93,35
ALGERIA	235.620	385.560	38,89	462.410	752.299	62,69
ETHIOPIA	0	342.720	100,00	0	695.116	--
TANZANIA, UNITED REPUBLIC OF	0	20.160	100,00	0	37.195	--
KENYA	362.880	1.935.360	81,25	646.179	3.887.761	501,65
MAURITANIA	120.960	0	--	201.049	0	-100,00
DJIBOUTI	0	524.159	100,00	0	1.045.496	--
SOUTH AFRICA	16.448.635	17.896.293	8,09	31.388.207	35.039.002	11,63
AUSTRALIA	9.213.118	10.221.118	9,86	17.069.965	19.937.302	16,80
NEW ZEALAND	2.462.518	887.040	-177,61	4.630.238	1.728.394	-62,67
EAST TIMOR	42.840	60.480	29,17	68.944	103.924	50,74
UNITED STATES	414.287.787	426.014.926	2,75	764.329.036	827.074.597	8,21
CANADA	42.879.516	32.433.003	-32,21	81.671.217	63.976.625	-21,67
MEXICO	17.488.799	14.043.673	-24,53	33.232.427	27.661.922	-16,76
CHILE	6.190.835	3.830.395	-61,62	11.265.660	7.521.516	-33,24
VENEZUELA	7.134.319	6.021.119	-18,49	13.628.640	11.950.105	-12,32
ARGENTINA	19.067.652	15.567.297	-22,49	36.117.634	30.900.111	-14,45

TABEL 5. PERKEMBANGAN EKSPOR INDONESIA MENURUT KOMODITI DAN NEGARA TUJUAN

JENIS BARANG	BERAT BERSIH (KG)		PERUB	NILAI FOB (US \$)		PERUB
	JAN-SEP 2006	JAN-SEP 2007	%	JAN-SEP 2006	JAN-SEP 2007	%
(1)	(2)	(3)	(4)	(5)	(6)	(7)
BRAZIL	35.858.144	45.696.540	21,53	70.904.514	92.127.634	29,93
COLOMBIA	14.037.921	13.013.270	-7,87	26.829.242	26.035.832	-2,96
ECUADOR	4.032.000	3.850.560	-4,71	7.755.033	7.644.716	-1,42
PERU	2.493.120	1.483.438	-68,06	4.585.604	2.682.841	-41,49
DOMINICAN REPUBLIC	80.640	0	--	154.224	0	-100,00
COSTA RICA	439.116	766.080	42,68	746.600	1.423.649	90,68
NORFOLK ISLANDS	201.600	453.600	55,56	465.625	898.128	92,89
UNITED KINGDOM	7.836.689	12.277.738	36,17	14.777.197	24.000.132	62,41
NETHERLANDS	15.292.915	11.406.496	-34,07	28.656.248	22.551.661	-21,30
FRANCE	29.097.877	36.254.565	19,74	56.926.517	71.616.205	25,80
GERMANY, FED. REP. OF	53.536.534	52.442.751	-2,09	104.056.478	105.359.953	1,25
AUSTRIA	120.960	0	--	193.330	0	-100,00
BELGIUM	9.410.375	21.876.649	56,98	18.970.378	43.166.947	127,55
LUXEMBOURG	4.294.080	0	--	8.466.841	0	-100,00
NORWAY	19.200	38.400	50,00	44.160	82.656	87,17
SWEDEN	1.209.600	846.720	-42,86	2.405.612	1.686.386	-29,90
IRELAND	364.140	428.400	15,00	678.914	837.823	23,41
ITALY	15.685.734	14.658.838	-7,01	30.941.329	29.384.917	-5,03
SPAIN	26.409.596	28.398.852	7,00	50.879.200	56.160.370	10,38
PORTUGAL	181.440	0	--	361.397	0	-100,00
GREECE	1.291.440	665.280	-94,12	2.385.732	1.325.927	-44,42
HUNGARY	1.297.800	1.709.818	24,10	2.426.850	3.473.782	43,14
POLAND	10.410.417	15.305.124	31,98	20.399.315	30.159.443	47,85
ROMANIA	7.533.536	11.012.400	31,59	15.184.767	21.875.264	44,06
YUGOSLAVIA	241.918	0	--	488.684	0	-100,00
UKRAINE	109.836	302.400	63,68	218.024	675.004	209,60
LITHUANIA	0	2.998.140	100,00	0	6.313.091	--
GEORGIA	0	201.600	100,00	0	398.608	--
SLOVAKIA	1.260	0	--	2.375	0	-100,00
SLOVENIA	10.611.840	8.832.839	-20,14	20.430.961	17.537.395	-14,16
CZECH REPUBLIC	342.720	907.198	62,22	751.805	1.749.307	132,68
RUSSIA FEDERATION	1.921.455	1.670.319	-15,04	3.978.784	3.355.899	-15,66
-CREPE	3.552.043	18.576.158	80,88	6.655.945	37.230.105	459,35
JAPAN	0	974.185	100,00	0	2.083.177	--
KOREA, REPUBLIC OF	2	90.720	100,00	2	185.184	9.259.100,00
TAIWAN	161.280	665.280	75,76	326.908	1.472.890	350,55
CHINA	1.814.400	1.794.238	-1,12	3.471.640	3.677.102	5,92
SINGAPORE	2.551	443.520	99,42	1.824	922.157	50.456,85
MALAYSIA	0	77.910	100,00	0	142.881	--
VIET NAM	60.959	201.600	69,76	108.135	398.362	268,39
INDIA	0	374.720	100,00	0	710.915	--
YEMEN	0	40.320	100,00	0	76.810	--
TURKEY	0	227.615	100,00	0	416.285	--
UNITED ARAB EMIRATES	0	806.400	100,00	0	1.714.464	--
EGYPT	0	117.180	100,00	0	250.601	--
SOUTH AFRICA	584.640	120.960	-383,33	1.029.723	200.982	-80,48
AUSTRALIA	20.312	20.160	-0,75	47.077	41.979	-10,83
NEW CALEDONIA	345	0	--	335	0	-100,00
EAST TIMOR	0	75.600	100,00	0	159.478	--
UNITED STATES	564.480	7.117.321	92,07	1.026.144	13.543.351	1.219,83
CANADA	20	1.693.413	100,00	53	3.604.033	6.799.962,26
MEXICO	0	120.960	100,00	0	261.475	--
BRAZIL	0	805.960	100,00	0	1.617.134	--
FRENCH POLYNESIA	1	0	--	25	0	-100,00
UNITED KINGDOM	3	305.090	100,00	62	571.895	922.311,29
NETHERLANDS	3	0	--	32	0	-100,00
FRANCE	92	101.029	99,91	198	171.339	86.434,85
GERMANY, FED. REP. OF	0	786.040	100,00	0	1.578.979	--
BELGIUM	40.320	40.320	0,00	77.112	68.544	-11,11
DENMARK	154	0	--	334	0	-100,00
SWEDEN	0	40.320	100,00	0	84.370	--
ITALY	100.800	383.040	73,68	191.016	899.670	370,99
SPAIN	28	60.511	99,95	162	136.342	84.061,73
PORTUGAL	53	80.640	99,93	187	153.510	81.990,91
GREECE	0	967.680	100,00	0	1.992.726	--
DEMOCRATIC REPUBLIC OF THE CONG	0	3.106	100,00	0	7.992	--
YUGOSLAVIA	0	40.320	100,00	0	85.478	--
RUSSIA FEDERATION	201.600	0	--	374.976	0	-100,00
-BUNGKIL KELAPA	194.176.882	240.327.616	19,20	11.890.149	27.073.305	127,70
JAPAN	342.000	0	--	66.225	0	-100,00
HONG KONG	0	31	100,00	0	147	--
KOREA, REPUBLIC OF	93.361.117	137.888.609	32,29	4.955.981	16.042.850	223,71
TAIWAN	874.638	9.442.347	90,74	89.642	1.206.294	1.245,68
CHINA	19.663.460	81.000	-24.175,88	1.136.514	21.870	-98,08
SINGAPORE	0	1	100,00	0	1	--
PHILIPPINES	2.000	0	--	1.500	0	-100,00

TABEL 5. PERKEMBANGAN EKSPOR INDONESIA MENURUT KOMODITI DAN NEGARA TUJUAN

JENIS BARANG	BERAT BERSIH (KG)		PERUB	NILAI FOB (US \$)		PERUB
	JAN-SEP 2006	JAN-SEP 2007	%	JAN-SEP 2006	JAN-SEP 2007	%
(1)	(2)	(3)	(4)	(5)	(6)	(7)
MALAYSIA	65.000	470.000	86,17	2.582	43.300	1.576,99
BRUNEI DARUSSALAM	669	642	-4,21	2.191	2.634	20,22
VIET NAM	17.675.975	52.385.938	66,26	1.080.953	5.475.716	406,56
INDIA	18.540.099	14.303.529	-29,62	1.309.808	1.245.357	-4,92
PAKISTAN	634.550	334.360	-89,78	103.205	40.123	-61,12
IRAN (ISLAMIC REPUBLIC OF)	2	0	--	5	0	-100,00
AUSTRALIA	0	5.045.270	100,00	0	524.682	--
NEW ZEALAND	2.640.000	4.000.000	34,00	207.240	340.000	64,06
NETHERLANDS	35.953.854	14.456.089	-148,71	2.549.029	1.971.131	-22,67
FRANCE	18.400	0	--	14.806	0	-100,00
GERMANY, FED. REP. OF	4.150.000	1.900.000	-118,42	270.150	139.400	-48,40
ITALY	0	19.800	100,00	0	19.800	--
GREECE	255.118	0	--	100.318	0	-100,00
-DEDAK/BEKATUL	295.538.161	298.240.563	0,91	27.670.273	41.340.860	49,41
JAPAN	24.461.215	10.467.678	-133,68	2.011.239	1.203.760	-40,15
KOREA, REPUBLIC OF	162.245.895	175.255.458	7,42	15.238.385	25.188.895	65,30
TAIWAN	3.572.400	460.319	-676,07	321.916	49.225	-84,71
THAILAND	506.000	486.000	-4,12	70.215	90.099	28,32
SINGAPORE	5.514	1	-551.300,00	39.819	1	-100,00
PHILIPPINES	17.099.999	48.926.430	65,05	1.652.525	6.660.790	303,07
MALAYSIA	1.622.673	483	-335.857,14	155.861	7.350	-95,28
VIET NAM	85.908.185	62.644.194	-37,14	8.168.362	8.140.740	-0,34
SWITZERLAND	116.280	0	--	11.951	0	-100,00
-LAINNYA	1.395.996.760	1.294.148.495	-7,87	80.991.228	126.352.858	56,01
JAPAN	14.055.561	14.816.480	5,14	3.501.942	3.205.676	-8,46
HONG KONG	417	1.771	76,45	7.043	26.242	272,60
KOREA, REPUBLIC OF	143.310.692	194.337.779	26,26	7.639.333	17.444.712	128,35
TAIWAN	1.712.500	1.987.954	13,86	266.127	540.461	103,08
CHINA	4.238.534	3.158.484	-34,20	350.802	1.280.632	265,06
THAILAND	75.663.311	62.009.548	-22,02	3.341.648	4.508.560	34,92
SINGAPORE	276.832	6.435.681	95,70	169.392	3.459.791	1.942,48
PHILIPPINES	11.280.091	17.382.270	35,11	634.659	1.258.767	98,34
MALAYSIA	4.031.749	1.696.538	-137,65	2.011.384	624.990	-68,93
MYANMAR (FORM. BURMA)	34.000	52.500	35,24	10.827	63.982	490,95
BRUNEI DARUSSALAM	1.650	445	-270,79	13.776	1.052	-92,36
VIET NAM	61.788.211	82.265.647	24,89	3.527.072	6.985.205	98,05
INDIA	3.364.708	2.798.737	-20,22	1.390.222	1.324.195	-4,75
PAKISTAN	340.325	19.409	-1.653,44	67.134	11.336	-83,11
BANGLADESH	4.102.000	3.852.839	-6,47	1.422.590	1.438.769	1,14
IRAN (ISLAMIC REPUBLIC OF)	0	92.247	100,00	0	77.998	--
SAUDI ARABIA	11.000.750	0	--	589.003	0	-100,00
BAHRAIN	13.000	0	--	9.225	0	-100,00
EGYPT	511.320	0	--	102.264	0	-100,00
TUNISIA	2.074.250	0	--	82.970	0	-100,00
TANZANIA, UNITED REPUBLIC OF	0	72.000	100,00	0	71.252	--
MADAGASCAR	0	163.170	100,00	0	59.284	--
GHANA	0	141.100	100,00	0	77.664	--
NIGERIA	1.200.000	920.000	-30,43	606.000	493.000	-18,65
SOUTH AFRICA	481.000	1.065.999	54,88	389.620	1.063.935	173,07
AUSTRALIA	4.270.495	49.446.498	91,36	1.049.502	6.017.338	473,35
NEW ZEALAND	51.194.039	149.667.775	65,79	2.584.027	14.361.968	455,80
GUAM	0	508	100,00	0	12.808	--
EAST TIMOR	193	0	--	28	0	-100,00
UNITED STATES	56.673	10.926	-418,70	213.795	174.701	-18,29
BRAZIL	1.500	0	--	315	0	-100,00
URUGUAY	0	13.000	100,00	0	12.150	--
DOMINICAN REPUBLIC	0	718.960	100,00	0	139.558	--
UNITED KINGDOM	169.000	13.000	-1.200,00	130.535	14.895	-88,59
NETHERLANDS	839.513.284	587.280.264	-42,95	44.248.856	53.050.781	19,89
GERMANY, FED. REP. OF	93.313.756	106.612.460	12,47	4.542.445	8.246.939	81,55
BELGIUM	3.140	0	--	34.181	0	-100,00
NORWAY	13.000	0	--	8.888	0	-100,00
IRELAND	13.000	0	--	12.350	0	-100,00
ITALY	67.557.773	7.000.000	-865,11	1.708.580	214.200	-87,46
SPAIN	52.000	0	--	37.520	0	-100,00
PORTUGAL	13.000	0	--	11.830	0	-100,00
HUNGARY	0	12.500	100,00	0	13.125	--
POLAND	182.000	26.000	-600,00	154.440	24.245	-84,30
UKRAINE	26.000	76.000	65,79	19.873	52.372	163,53
LITHUANIA	13.000	0	--	8.869	0	-100,00
CZECH REPUBLIC	77.000	6	-1.283.233,33	59.008	275	-99,53
RUSSIA FEDERATION	47.006	0	--	33.153	0	-100,00
-MINYAK ATSIRI LAINNYA	2.993.597	3.340.949	10,40	44.890.657	58.561.662	30,45
JAPAN	58.813	70.614	16,71	595.668	928.056	55,80
HONG KONG	7.067	8.402	15,89	89.068	42.732	-52,02

TABEL 5. PERKEMBANGAN EKSPOR INDONESIA MENURUT KOMODITI DAN NEGARA TUJUAN

JENIS BARANG	BERAT BERSIH (KG)		PERUB	NILAI FOB (US \$)		PERUB
	JAN-SEP 2006	JAN-SEP 2007	%	JAN-SEP 2006	JAN-SEP 2007	%
(1)	(2)	(3)	(4)	(5)	(6)	(7)
KOREA, REPUBLIC OF	540	45	-1.100,00	3.105	673	-78,33
TAIWAN	678	14.930	95,46	16.477	164.835	900,39
CHINA	126.912	207.276	38,77	642.312	1.362.340	112,10
THAILAND	7.314	2.880	-153,96	61.677	36.516	-40,79
SINGAPORE	1.139.587	1.132.113	-0,66	14.100.306	18.422.304	30,65
PHILIPPINES	423	6.876	93,85	12.845	66.345	416,50
MALAYSIA	4.145	5.100	18,73	42.570	63.283	48,66
BRUNEI DARUSSALAM	7.926	3.512	-125,68	40.294	11.032	-72,62
VIET NAM	0	3.181	100,00	0	4.237	--
MALDIVES	58	19	-205,26	2.587	1.169	-54,81
INDIA	290.056	293.903	1,31	3.288.156	3.495.752	6,31
PAKISTAN	16.722	8.109	-106,22	351.775	46.300	-86,84
SRI LANKA	400	500	20,00	6.100	10.450	71,31
SAUDI ARABIA	878	1.080	18,70	2.011	2.100	4,43
TURKEY	39.628	17.640	-124,65	200.893	121.216	-39,66
UNITED ARAB EMIRATES	46.590	33.519	-39,00	744.335	632.552	-15,02
BAHRAIN	400	400	0,00	9.680	17.690	82,75
EGYPT	0	816	100,00	0	5.732	--
LIBYAN ARAB JAMAHIRIYA	0	2.000	100,00	0	20.500	--
KENYA	180	0	--	220	0	-100,00
NIGERIA	866	0	--	3.330	0	-100,00
COTE D'IVOIRE	1.922	1.717	-11,94	15.358	11.033	-28,16
SENEGAL	0	858	100,00	0	6.600	--
BENIN	0	2.254	100,00	0	12.054	--
SOUTH AFRICA	5.952	5.692	-4,57	34.300	67.090	95,60
MAURITIUS	254	0	--	643	0	-100,00
AUSTRALIA	1.444	3.487	58,59	45.846	40.973	-10,63
GUAM	0	2.000	100,00	0	4.410	--
PALAU	1	0	--	26	0	-100,00
AMERICAN SAMOA	1.003	0	--	1.031	0	-100,00
TONGA	3.503	0	--	4.315	0	-100,00
UNITED STATES	461.713	774.317	40,37	10.306.217	12.786.517	24,07
CANADA	744	6.504	88,56	21.680	56.520	160,70
MEXICO	17.530	12.840	-36,53	86.732	96.450	11,20
CHILE	2.000	0	--	23.800	0	-100,00
ARGENTINA	800	314	-154,78	16.945	3.743	-77,91
BRAZIL	9.253	8.341	-10,93	126.662	78.455	-38,06
FRENCH POLYNESIA	62	0	--	200	0	-100,00
UNITED KINGDOM	104.957	67.853	-54,68	1.600.174	1.744.447	9,02
NETHERLANDS	189.276	60.456	-213,08	3.799.040	1.160.218	-69,46
FRANCE	174.049	171.992	-1,20	3.755.683	5.086.847	35,44
GERMANY, FED. REP. OF	68.459	114.764	40,35	1.355.044	3.721.225	174,62
BELGIUM	600	1.500	60,00	142.200	417.445	193,56
SWITZERLAND	128.813	196.084	34,31	2.306.898	6.067.243	163,00
SWEDEN	0	92	100,00	0	43	--
IRELAND	1	63	98,41	890	3.589	303,26
ITALY	2.213	14.803	85,05	54.156	164.792	204,29
SPAIN	64.164	75.950	15,52	969.247	1.562.052	61,16
GREECE	561	253	-121,74	3.276	197	-93,99
POLAND	140	900	84,44	385	5.905	1.433,77
LATVIA	0	5.000	100,00	0	8.000	--
RUSSIA FEDERATION	5.000	0	--	6.500	0	-100,00
-WANGI-WANGIAN DARI MINYAK ATSII	36.511.372	42.171.596	13,42	112.471.771	141.346.223	25,67
JAPAN	1.970.011	3.741.525	47,35	6.210.367	11.523.490	85,55
HONG KONG	726.577	1.005.865	27,77	4.652.524	6.591.812	41,68
KOREA, DEMOCRATIC PEOPLE'S REPL	0	502	100,00	0	90	--
KOREA, REPUBLIC OF	171.666	153.069	-12,15	846.454	1.145.241	35,30
TAIWAN	2.339.557	2.618.217	10,64	2.505.113	4.024.118	60,64
CHINA	1.159.051	732.887	-58,15	1.395.739	1.473.246	5,55
MONGOLIA	18.101	0	--	72.497	0	-100,00
MACAU	3.699	875	-322,74	9.057	32.897	263,22
PAPUA NEW GUINEA	236.091	287.514	17,89	698.422	988.324	41,51
THAILAND	3.474.885	3.859.340	9,96	22.086.023	27.375.767	23,95
SINGAPORE	1.982.784	3.288.615	39,71	8.326.490	11.053.072	32,75
PHILIPPINES	1.244.435	1.733.527	28,21	7.980.395	11.623.754	45,65
MALAYSIA	8.178.236	8.074.928	-1,28	20.363.281	19.607.844	-3,71
MYANMAR (FORM. BURMA)	13.445	146.442	90,82	193.206	742.857	284,49
CAMBODIA	972	2.266	57,11	1.642	2.832	72,47
BRUNEI DARUSSALAM	286.769	316.922	9,51	942.577	1.205.432	27,89
NEPAL	800	0	--	12.960	0	-100,00
VIET NAM	1.286.373	617.882	-108,19	5.156.847	5.963.954	15,65
MALDIVES	504.193	333.507	-51,18	885.082	663.390	-25,05
INDIA	534.665	722.539	26,00	1.053.727	1.823.773	73,08
PAKISTAN	637.673	584.039	-9,18	1.482.452	1.648.311	11,19
BANGLADESH	13.734	18.086	24,06	33.079	42.662	28,97
SRI LANKA	104.934	80.856	-29,78	134.958	80.849	-40,09
AFGHANISTAN	99.991	1.000	-9.899,10	150.971	14.133	-90,64

TABEL 5. PERKEMBANGAN EKSPOR INDONESIA MENURUT KOMODITI DAN NEGARA TUJUAN

JENIS BARANG	BERAT BERSIH (KG)		PERUB	NILAI FOB (US \$)		PERUB
	JAN-SEP 2006	JAN-SEP 2007	%	JAN-SEP 2006	JAN-SEP 2007	%
(1)	(2)	(3)	(4)	(5)	(6)	(7)
IRAQ	17.916	122.226	85,34	42.413	268.896	533,99
IRAN (ISLAMIC REPUBLIC OF)	53.555	82.076	34,75	224.548	317.221	41,27
SAUDI ARABIA	393.312	420.030	6,36	603.344	783.024	29,78
KUWAIT	1.561	5.496	71,60	34.357	34.185	-0,50
JORDAN	65.447	68.854	4,95	178.650	186.178	4,21
LEBANON	13.222	13.790	4,12	40.245	44.090	9,55
PALESTINA	1.498	0	--	27.121	0	-100,00
YEMEN	626.271	551.596	-13,54	1.170.698	1.005.859	-14,08
TURKEY	0	775	100,00	0	10.175	--
UNITED ARAB EMIRATES	5.379.473	6.108.494	11,93	14.035.995	15.542.740	10,73
QATAR	1.298	1.328	2,26	3.476	2.531	-27,19
BAHRAIN	150	235	36,17	5	4.847	96.840,00
CYPRUS	6.273	26.714	76,52	16.146	94.157	483,16
EGYPT	20.939	15.708	-33,30	68.529	77.584	13,21
LIBYAN ARAB JAMAHIRIYA	63.443	141.408	55,13	118.641	505.018	325,67
MOROCCO	39.142	0	--	92.478	0	-100,00
SUDAN	38.272	43.312	11,64	120.619	221.076	83,28
NAMIBIA	4.536	73.440	93,82	6.999	115.600	1.551,66
TANZANIA, UNITED REPUBLIC OF	204.207	351.596	41,92	350.048	470.280	34,35
MADAGASCAR	34.323	79.424	56,79	72.377	60.525	-16,38
SOMALIA	0	16.727	100,00	0	25.194	--
KENYA	835.540	1.368.931	38,96	1.330.764	2.412.954	81,32
REUNION	1.679	2.341	28,28	3.186	7.476	134,65
MOZAMBIQUE	3.073	21.362	85,61	10.526	34.365	226,48
EQUATORIAL GUINEA	17.955	24.556	26,88	27.691	31.738	14,61
TOGO	17.795	76.421	76,71	14.548	84.204	478,80
GHANA	137.003	164.269	16,60	255.883	400.444	56,49
GUINEA	0	16.184	100,00	0	25.680	--
ANGOLA	75.715	141.443	46,47	134.802	229.650	70,36
CAMEROON	25.317	12.041	-110,26	31.908	17.798	-44,22
NIGERIA	39.535	382.905	89,67	66.296	1.322.253	1.894,47
SIERRA LEONE	7.162	0	--	39.315	0	-100,00
GABON	25.583	23.895	-7,06	66.327	53.657	-19,10
COTE D'IVOIRE	6.411	106.566	93,98	13.899	138.485	896,37
SENEGAL	150.242	337.767	55,52	169.836	320.256	88,57
BENIN	183.864	274.080	32,92	571.601	479.715	-16,08
BURKINA FASO	9.250	5.302	-74,46	8.654	4.956	-42,73
GAMBIA	12.883	8.049	-60,06	48.934	25.844	-47,19
SEYCHELLES	65.413	39.559	-65,36	100.447	87.065	-13,32
UGANDA	131.410	48.226	-172,49	172.116	61.397	-64,33
CENTRAL AFRICAN REPUBLIC	6.543	0	--	10.090	0	-100,00
NIGER	196	0	--	313	0	-100,00
CHAD	793	12.678	93,75	718	17.604	2.351,81
DJIBOUTI	60.040	133.832	55,14	106.356	220.472	107,30
SAINT HELENA	124	0	--	110	0	-100,00
SAO TOME AND PRINCIPE	4.201	8.128	48,31	3.294	14.100	328,05
SWAZILAND	0	2	100,00	0	20	--
SOUTH AFRICA	12.524	13.309	5,90	38.632	35.562	-7,95
ZIMBABWE	9.790	0	--	12.460	0	-100,00
MAURITIUS	144.571	177.277	18,45	321.681	439.786	36,71
AUSTRALIA	428.544	202.049	-112,10	861.674	547.188	-36,50
NEW ZEALAND	8.250	11.267	26,78	23.233	46.972	102,18
MICRONESIA, FEDERATED STATES OF	1.199	2.157	44,41	4.444	9.758	119,58
GUAM	3.365	37	-8.994,59	23.255	2.355	-89,87
PALAU	0	142	100,00	0	683	--
NEW CALEDONIA	95	4.447	97,86	170	6.352	3.636,47
SAINT VINCENT AND THE GRENADINES	0	4.179	100,00	0	4.040	--
VANUATU	59.022	117.598	49,81	78.183	230.258	194,51
WALLIS AND FUTUNA ISLANDS	0	2.392	100,00	0	5.745	--
AMERICAN SAMOA	115	4.828	97,62	1.638	9.670	490,35
COOK ISLANDS	32.946	17.025	-93,52	25.393	32.020	26,10
FIJI	71.143	78.647	9,54	208.335	204.442	-1,87
KIRIBATI	20.527	12.494	-64,29	27.610	18.097	-34,45
SAMOA	21.472	18.484	-16,17	33.972	35.367	4,11
SOLOMON ISLANDS	47.249	65.258	27,60	114.431	151.085	32,03
TONGA	53.434	38.297	-39,53	70.622	56.878	-19,46
TUVALU	0	398	100,00	0	1.464	--
EAST TIMOR	86.760	4	-2.168.900,00	115.952	8	-99,99
UNITED STATES	199.534	324.858	38,58	779.070	1.386.323	77,95
CANADA	33.683	43.778	23,06	76.513	130.263	70,25
MEXICO	6	3.047	99,80	40	21.771	54.327,50
GUATEMALA	27	0	--	1.803	0	-100,00
NICARAGUA	0	200	100,00	0	1.421	--
PANAMA	2.224	0	--	1.225	0	-100,00
SURINAME	2.986	2.581	-15,69	8.579	8.798	2,55
CHILE	1.178	2.503	52,94	2.957	2.819	-4,67
VENEZUELA	15	94	84,04	34	152	347,06
ARGENTINA	0	273	100,00	0	4.821	--

TABEL 5. PERKEMBANGAN EKSPOR INDONESIA MENURUT KOMODITI DAN NEGARA TUJUAN

JENIS BARANG	BERAT BERSIH (KG)		PERUB	NILAI FOB (US \$)		PERUB
	JAN-SEP 2006	JAN-SEP 2007	%	JAN-SEP 2006	JAN-SEP 2007	%
(1)	(2)	(3)	(4)	(5)	(6)	(7)
BRAZIL	182	848	78,54	4.085	7.818	91,38
COLOMBIA	0	15	100,00	0	285	--
BOLIVIA	0	6.356	100,00	0	6.501	--
BAHAMAS	38	219	82,65	120	81	-32,50
JAMAICA	11	1	-1.000,00	234	72	-69,23
BELIZE	0	7.300	100,00	0	41.982	--
BARBADOS	5.105	23.080	77,88	7.313	46.699	538,58
ANGUILLA	2	2	0,00	53	10	-81,13
BERMUDA	0	5	100,00	0	52	--
CAPE VERDE	17.339	23.838	27,26	43.243	25.849	-40,22
DOMINICA	0	1.136	100,00	0	1.410	--
FRENCH POLYNESIA	416	75	-454,67	777	102	-86,87
MARTINIQUE	20	26	23,08	124	124	0,00
NETHERLANDS ANTILLES	724	10.054	92,80	1.785	22.386	1.154,12
GUADELOUPE	258	168	-53,57	374	484	29,41
UNITED KINGDOM	694.643	353.952	-96,25	1.720.887	1.509.610	-12,28
NETHERLANDS	143.502	148.919	3,64	314.336	294.864	-6,19
FRANCE	151.258	229.081	33,97	636.827	1.281.749	101,27
GERMANY, FED. REP. OF	58.801	34.200	-71,93	145.881	110.606	-24,18
AUSTRIA	815	153	-432,68	36.385	35.546	-2,31
BELGIUM	68.698	23.973	-186,56	286.965	68.244	-76,22
SWITZERLAND	2.539	3.860	34,22	18.661	46.587	149,65
DENMARK	0	93	100,00	0	98	--
NORWAY	0	98	100,00	0	1.106	--
SWEDEN	34	3	-1.033,33	269	5	-98,14
FINLAND	136	400	66,00	409	5.887	1.339,36
IRELAND	315	1.380	77,17	2.306	16.551	617,74
ITALY	247.828	228.471	-8,47	370.645	416.453	12,36
SPAIN	9.939	5.244	-89,53	104.606	114.082	9,06
PORTUGAL	0	1.506	100,00	0	1.744	--
GREECE	15.038	70.095	78,55	32.223	123.829	284,29
DEMOCRATIC REPUBLIC OF THE CONG	28.540	37.483	23,86	85.948	88.718	3,22
HUNGARY	3.289	5.044	34,79	55.580	9.727	-82,50
POLAND	104	1.084	90,41	2.541	7.916	211,53
ROMANIA	0	1.976	100,00	0	25.745	--
BULGARIA	980	0	--	6.898	0	-100,00
YUGOSLAVIA	1	0	--	1	0	-100,00
UKRAINE	32.560	24.472	-33,05	137.568	51.072	-62,88
LITHUANIA	140	383	63,45	479	2.674	458,25
LATVIA	0	119.619	100,00	0	176.616	--
MALTA	14.287	6.368	-124,36	16.106	10.251	-36,35
SLOVENIA	1.540	0	--	7.564	0	-100,00
CZECH REPUBLIC	50	0	--	847	0	-100,00
RUSSIA FEDERATION	374	824	54,61	9.659	11.429	18,32
ROTAN OLAHAN	18.972.203	23.608.030	19,64	17.361.104	22.000.178	26,72
JAPAN	14.093	35.198	59,96	141.131	210.428	49,10
HONG KONG	2.939.797	1.339.443	-119,48	2.555.011	1.209.923	-52,65
KOREA, REPUBLIC OF	13.151	121.159	89,15	31.738	138.776	337,26
TAIWAN	458.950	410.379	-11,84	204.711	222.878	8,87
CHINA	12.403.887	17.406.823	28,74	11.076.602	13.993.234	26,33
THAILAND	400.498	385.372	-3,93	318.751	368.853	15,72
SINGAPORE	1.348.407	1.845.218	26,92	1.115.896	1.743.427	56,24
PHILIPPINES	7.499	0	--	6.355	0	-100,00
MALAYSIA	127.209	426.167	70,15	29.939	370.677	1.138,11
BRUNEI DARUSSALAM	0	48	100,00	0	214	--
VIET NAM	147.900	163.017	9,27	117.071	136.171	16,31
MALDIVES	936	210	-345,71	13.707	815	-94,05
INDIA	30.026	40.042	25,01	33.028	32.359	-2,03
PAKISTAN	0	4.950	100,00	0	700	--
SRI LANKA	158.741	114.702	-38,39	90.576	92.574	2,21
IRAN (ISLAMIC REPUBLIC OF)	0	15.069	100,00	0	15.642	--
SAUDI ARABIA	20.700	22.240	6,92	57.350	29.975	-47,73
KUWAIT	21.512	40.065	46,31	23.405	21.165	-9,57
JORDAN	51.478	66.873	23,02	43.330	57.537	32,79
SYRIA ARAB REPUBLIC	0	54.948	100,00	0	41.396	--
TURKEY	15	39.872	99,96	6	57.676	961.166,67
UNITED ARAB EMIRATES	1.190	1.796	33,74	7.817	10.362	32,56
CYPRUS	5.843	3.866	-51,14	28.889	15.675	-45,74
EGYPT	0	5.346	100,00	0	4.931	--
TUNISIA	15.000	668	-2.145,51	17.400	1.422	-91,83
KENYA	0	450	100,00	0	386	--
REUNION	0	167	100,00	0	269	--
SWAZILAND	150	0	--	793	0	-100,00
SOUTH AFRICA	105.932	33.631	-214,98	82.972	31.392	-62,17
MAURITIUS	10.358	0	--	1.969	0	-100,00
AUSTRALIA	53.281	78.462	32,09	102.279	594.748	481,50
NEW ZEALAND	9.172	10.983	16,49	21.659	22.870	5,59

TABEL 5. PERKEMBANGAN EKSPOR INDONESIA MENURUT KOMODITI DAN NEGARA TUJUAN

JENIS BARANG	BERAT BERSIH (KG)		PERUB	NILAI FOB (US \$)		PERUB
	JAN-SEP 2006	JAN-SEP 2007	%	JAN-SEP 2006	JAN-SEP 2007	%
(1)	(2)	(3)	(4)	(5)	(6)	(7)
GUAM	163	58	-181,03	2.645	1.000	-62,19
NEW CALEDONIA	85	198	57,07	217	640	194,93
VANUATU	1.253	725	-72,83	1.506	700	-53,52
SAMOA	0	1.076	100,00	0	3.261	--
UNITED STATES	175.877	246.774	28,73	343.157	810.834	136,29
CANADA	4.225	2.171	-94,61	3.258	4.574	40,39
MEXICO	478	20.302	97,65	710	50.134	6.961,13
CUBA	10.950	0	--	9.601	0	-100,00
CHILE	0	275	100,00	0	8.333	--
ARGENTINA	0	7.805	100,00	0	14.628	--
BRAZIL	13	2.638	99,51	136	2.035	1.396,32
COLOMBIA	8.616	55.256	84,41	9.947	57.469	477,75
URUGUAY	35	0	--	150	0	-100,00
BAHAMAS	9.973	10.142	1,67	18.556	38.489	107,42
PUERTO RICO	3.823	4.155	7,99	12.966	10.006	-22,83
DOMINICAN REPUBLIC	0	6.187	100,00	0	18.415	--
COSTA RICA	0	567	100,00	0	809	--
FRENCH POLYNESIA	1.812	0	--	4.790	0	-100,00
UNITED KINGDOM	11.792	60.349	80,46	30.897	341.223	1.004,39
NETHERLANDS	40.703	49.999	18,59	61.799	82.506	33,51
FRANCE	37.672	49.506	23,90	89.078	142.107	59,53
GERMANY, FED. REP. OF	172.338	194.014	11,17	298.815	336.665	12,67
AUSTRIA	35	0	--	79	0	-100,00
BELGIUM	69	72.113	99,90	641	235.156	36.585,80
SWITZERLAND	484	2.207	78,07	2.464	20.490	731,57
DENMARK	106	5	-2.020,00	143	3	-97,90
NORWAY	463	886	47,74	4.953	9.816	98,18
SWEDEN	111	546	79,67	634	2.935	362,93
FINLAND	312	659	52,66	667	521	-21,89
ITALY	53.512	45.491	-17,63	84.513	129.350	53,05
SPAIN	36.347	35.224	-3,19	173.265	103.546	-40,24
PORTUGAL	0	212	100,00	0	287	--
GREECE	1	3.594	99,97	1	11.283	1.128.200,00
HUNGARY	0	159	100,00	0	150	--
ROMANIA	0	16	100,00	0	33	--
UKRAINE	40.482	43.736	7,44	46.074	84.832	84,12
CROATIA	10	948	98,95	32	1.154	3.506,25
SLOVAKIA	0	5.700	100,00	0	4.788	--
CZECH REPUBLIC	0	4.773	100,00	0	5.856	--
RUSSIA FEDERATION	14.738	12.400	-18,85	37.025	39.675	7,16
-MINYAK KELAPA SAWIT	8.322.598.006	7.643.547.011	-8,88	3.190.787.975	4.539.462.927	42,27
JAPAN	9.971.278	2.930.856	-240,22	4.628.657	2.803.234	-39,44
HONG KONG	4.352.965	9.552.998	54,43	1.845.946	6.344.302	243,69
KOREA, REPUBLIC OF	7.017.111	3.397.177	-106,56	2.903.080	2.103.374	-27,55
TAIWAN	153.700	610.220	74,81	72.370	431.564	496,33
CHINA	1.364.403.384	940.952.818	-45,00	537.286.441	563.257.719	4,83
MONGOLIA	0	5.246.000	100,00	0	3.338.075	--
MACAU	8.000.000	0	--	3.190.032	0	-100,00
PAPUA NEW GUINEA	1.218.501	1.814.091	32,83	738.898	1.716.600	132,32
THAILAND	84.449	0	--	41.364	0	-100,00
SINGAPORE	430.178.790	434.822.353	1,07	160.650.401	257.645.232	60,38
PHILIPPINES	53.867.166	29.254.717	-84,13	23.634.096	21.108.498	-10,69
MALAYSIA	530.672.709	269.992.027	-96,55	187.047.369	165.590.173	-11,47
MYANMAR (FORM. BURMA)	118.597.439	196.535.244	39,66	47.890.224	119.611.120	149,76
CAMBODIA	0	441.792	100,00	0	354.147	--
BRUNEI DARUSSALAM	288.462	770.775	62,58	174.130	600.015	244,58
LAO PEOPLE'S DEMOCRATIC REPUBLI	0	21.006	100,00	0	11.845	--
NEPAL	1.500.000	0	--	154.226	0	-100,00
VIET NAM	74.538.368	112.220.053	33,58	29.109.796	68.401.129	134,98
MALDIVES	946.037	954.089	0,84	595.181	900.171	51,24
INDIA	1.566.008.882	2.091.040.547	25,11	583.435.580	1.228.697.368	110,60
PAKISTAN	631.638.004	411.106.376	-53,64	248.918.649	242.433.495	-2,61
BANGLADESH	317.634.555	397.616.654	20,12	123.190.239	242.130.878	96,55
SRI LANKA	324.638.852	173.845.057	-86,74	122.502.530	101.592.967	-17,07
AFGHANISTAN	0	407.808	100,00	0	281.591	--
IRAQ	2.500.000	0	--	962.500	0	-100,00
IRAN (ISLAMIC REPUBLIC OF)	80.074.156	88.625.081	9,65	32.457.590	57.027.060	75,70
SAUDI ARABIA	74.530.987	105.119.037	29,10	27.076.250	64.055.751	136,58
JORDAN	217.674.225	3.292.012	-6.512,19	85.608.897	1.887.663	-97,80
YEMEN	33.718.510	22.557.649	-49,48	13.655.885	12.861.362	-5,82
OMAN	5.000.000	0	--	1.925.000	0	-100,00
SYRIA ARAB REPUBLIC	5.187.224	41.600	-12.369,29	2.082.139	29.328	-98,59
TURKEY	204.421.793	192.741.013	-6,06	81.198.106	112.731.344	38,83
UNITED ARAB EMIRATES	26.776.482	33.252.065	19,47	10.851.132	20.957.731	93,14
QATAR	104.220	0	--	55.236	0	-100,00
EGYPT	192.476.689	310.340.952	37,98	79.643.380	183.548.762	130,46
MOROCCO	6.799.436	4.947.864	-37,42	2.455.831	3.561.416	45,02

TABEL 5. PERKEMBANGAN EKSPOR INDONESIA MENURUT KOMODITI DAN NEGARA TUJUAN

JENIS BARANG	BERAT BERSIH (KG)		PERUB	NILAI FOB (US \$)		PERUB
	JAN-SEP 2006	JAN-SEP 2007	%	JAN-SEP 2006	JAN-SEP 2007	%
(1)	(2)	(3)	(4)	(5)	(6)	(7)
TUNISIA	5.775.000	35.050.100	83,52	2.319.562	21.467.395	825,49
ALGERIA	52.225.000	37.988.031	-37,48	21.139.913	21.251.192	0,53
SUDAN	16.520.548	23.019.764	28,23	6.366.960	14.013.550	120,10
ERITREA	55.626	0	--	39.039	0	-100,00
ETHIOPIA	105.251	0	--	58.150	0	-100,00
TANZANIA, UNITED REPUBLIC OF	105.858.899	33.000.021	-220,78	40.497.891	17.616.657	-56,50
MOZAMBIQUE	5.980.980	9.087.123	34,18	2.562.692	5.783.123	125,67
EQUATORIAL GUINEA	923.799	572.128	-61,47	566.640	504.301	-11,00
TOGO	368.537	6.785.560	94,57	234.846	4.338.651	1.747,45
GHANA	12.519.110	20.022.939	37,48	6.143.764	15.139.040	146,41
LIBERIA	98.179	4.477.958	97,81	55.588	3.533.652	6.256,86
GUINEA	267.678	4.064.530	93,41	151.969	2.254.782	1.383,71
ANGOLA	12.278.090	6.504.280	-88,77	7.033.766	5.283.577	-24,88
CONGO	3.154.337	3.903.531	19,19	1.684.415	3.119.046	85,17
CAMEROON	6.495.313	613.444	-958,83	3.651.595	465.569	-87,25
NIGERIA	33.830	0	--	25.740	0	-100,00
SIERRA LEONE	422.167	194.276	-117,30	232.943	161.907	-30,50
GABON	3.414.707	187.334	-1.722,79	2.030.335	206.200	-89,84
COTE D'IVOIRE	4.799.635	50.976	-9.315,48	1.948.603	35.454	-98,18
SENEGAL	6.221.473	1.812.807	-243,20	3.379.235	1.213.313	-64,10
MAURITANIA	1.646.000	2.242.460	26,60	931.832	1.421.896	52,59
BENIN	2.153.765	2.152.330	-0,07	1.436.652	1.979.377	37,78
BURKINA FASO	999.433	0	--	329.812	0	-100,00
GUINEA BISSAU	0	1.410.196	100,00	0	1.012.587	--
GAMBIA	1.797.597	1.335.266	-34,62	997.862	1.201.133	20,37
U.S. VIRGIN ISLANDS	0	1.460.000	100,00	0	683.360	--
DJIBOUTI	1.633.460	1.846.299	11,53	890.653	1.378.075	54,73
SAO TOME AND PRINCIPE	399.105	171.045	-133,33	249.201	156.538	-37,18
SOUTH AFRICA	77.477.019	73.872.792	-4,88	30.548.339	41.290.403	35,16
ZAMBIA	0	101.952	100,00	0	79.421	--
COMOROS	393.419	580.459	32,22	229.635	564.579	145,86
MAURITIUS	1.739.693	39.398	-4.315,69	799.410	29.745	-96,28
AUSTRALIA	48	217.892	99,98	90	132.505	147.127,78
NEW ZEALAND	6.906.180	1.799.250	-283,84	2.788.061	1.441.701	-48,29
MICRONESIA, FEDERATED STATES OF	0	44.676	100,00	0	45.554	--
GUAM	72.518	0	--	41.995	0	-100,00
NORTHERN MARIANA ISLANDS	32.594	47.842	31,87	21.384	37.950	77,47
VANUATU	247.169	290.670	14,97	175.410	305.554	74,19
OTH.OCEANIA	650.000	0	--	237.575	0	-100,00
COOK ISLANDS	16.942	34.666	51,13	11.680	31.046	165,80
FIJI	164.571	182.574	9,86	109.457	157.034	43,47
KIRIBATI	64.051	61.013	-4,98	42.122	62.341	48,00
MARSHALL ISLANDS	0	34.370	100,00	0	32.997	--
SAMOA	570.974	588.181	2,93	377.941	576.989	52,67
SOLOMON ISLANDS	150.358	69.415	-116,61	111.143	79.857	-28,15
TONGA	149.449	153.304	2,51	132.205	151.394	14,51
TUVALU	4.032	33.935	88,12	2.859	30.828	978,28
EAST TIMOR	822.880	73	-1.127.132,88	491.295	21	-100,00
UNITED STATES	49.151.394	36.759.684	-33,71	19.144.763	20.227.263	5,65
CANADA	512.070	6.011.259	91,48	262.527	5.321.733	1.927,12
MEXICO	2.499.692	0	--	974.879	0	-100,00
NICARAGUA	23.083	0	--	11.437	0	-100,00
PANAMA	224.623	0	--	163.243	0	-100,00
CHILE	0	1.032.000	100,00	0	558.790	--
VENEZUELA	1.000.000	0	--	360.000	0	-100,00
BRAZIL	34.460.772	35.082.730	1,77	13.610.405	23.392.323	71,87
ECUADOR	27.400.794	15.000.583	-82,66	11.393.316	6.270.238	-44,97
GUYANA	63.018	0	--	30.669	0	-100,00
JAMAICA	162.666	59.875	-171,68	75.094	35.525	-52,69
DOMINICAN REPUBLIC	42.000	0	--	18.533	0	-100,00
COSTA RICA	2.750.000	3.000.000	8,33	957.000	1.515.000	58,31
DOMINICA	147.000	0	--	68.355	0	-100,00
FRENCH POLYNESIA	21.345	16.510	-29,29	12.102	13.139	8,57
NETHERLANDS ANTILLES	18.113	0	--	11.108	0	-100,00
UNITED KINGDOM	39.160.933	19.171.880	-104,26	14.237.979	9.654.340	-32,19
NETHERLANDS	814.090.986	470.874.776	-72,89	303.638.564	269.640.182	-11,20
FRANCE	434.859	0	--	238.652	0	-100,00
GERMANY, FED. REP. OF	229.236.438	345.393.414	33,63	87.208.283	199.894.645	129,22
BELGIUM	5.105.600	1.085.152	-370,50	2.048.576	632.755	-69,11
SWITZERLAND	0	140.449	100,00	0	102.506	--
DENMARK	9.500.000	0	--	3.311.154	0	-100,00
SWEDEN	19.068	0	--	12.872	0	-100,00
ITALY	133.803.618	117.788.228	-13,60	51.524.516	63.177.130	22,62
SPAIN	109.095.652	80.518.827	-35,49	41.501.432	47.785.102	15,14
PORTUGAL	6.387.407	16.860.137	62,12	2.645.434	9.514.761	259,67
GREECE	8.987.871	41.379.891	78,28	3.564.668	24.370.951	583,68
DEMOCRATIC REPUBLIC OF THE CONG	723.579	13.200.199	94,52	478.314	9.759.621	1.940,42
POLAND	147.000	0	--	68.166	0	-100,00

TABEL 5. PERKEMBANGAN EKSPOR INDONESIA MENURUT KOMODITI DAN NEGARA TUJUAN

JENIS BARANG	BERAT BERSIH (KG)		PERUB	NILAI FOB (US \$)		PERUB
	JAN-SEP 2006	JAN-SEP 2007	%	JAN-SEP 2006	JAN-SEP 2007	%
(1)	(2)	(3)	(4)	(5)	(6)	(7)
ROMANIA	21.583	0	--	10.634	0	-100,00
BULGARIA	3.531.526	15.704.890	77,51	1.592.955	10.405.147	553,20
YUGOSLAVIA	0	500.000	100,00	0	256.250	--
AZERBAIJAN	106.024	21.000	-404,88	49.044	15.124	-69,16
BELARUS	21.862	0	--	9.510	0	-100,00
KAZAKHSTAN	0	227.000	100,00	0	145.540	--
KYRGYZSTAN	0	21.006	100,00	0	15.019	--
TAJIKISTAN	43.095	22.500	-91,53	22.302	14.513	-34,93
TURKMENISTAN	0	63.000	100,00	0	43.785	--
UKRAINE	143.152.408	156.480.116	8,52	45.511.665	93.262.510	104,92
LATVIA	63.120	0	--	29.335	0	-100,00
GEORGIA	176.018	6.180.000	97,15	80.299	3.515.400	4.277,89
SLOVENIA	0	40.000	100,00	0	34.800	--
RUSSIA FEDERATION	69.728.999	140.357.114	50,32	28.848.776	84.604.627	193,27
-MINYAK BIJI KELAPA SAWIT	864.609.678	890.543.815	2,91	421.712.240	597.496.916	41,68
JAPAN	0	3.322	100,00	0	1.737	--
KOREA, REPUBLIC OF	258	1	-25.700,00	667	3	-99,55
CHINA	126.756.216	216.685.236	41,50	63.369.378	139.724.457	120,49
PAPUA NEW GUINEA	14.250	0	--	16.620	0	-100,00
SINGAPORE	2.249.967	7.876.853	71,44	1.148.375	5.479.684	377,17
PHILIPPINES	1.829.178	7.749.371	76,40	878.005	4.830.912	450,21
MALAYSIA	126.697.671	115.800.881	-9,41	64.046.761	77.763.520	21,42
INDIA	84.107.492	86.410.547	2,67	41.659.854	59.591.033	43,04
PAKISTAN	4.968.204	3.102.978	-60,11	2.664.898	1.874.052	-29,68
BANGLADESH	4.500.000	5.012.270	10,22	2.343.000	3.525.100	50,45
SRI LANKA	2.345.000	2.000.000	-17,25	1.217.600	1.264.375	3,84
IRAN (ISLAMIC REPUBLIC OF)	0	2.949.502	100,00	0	2.086.356	--
SAUDI ARABIA	3.300.000	2.397.419	-37,65	1.764.200	1.760.775	-0,19
JORDAN	14.153.098	0	--	7.342.437	0	-100,00
SYRIA ARAB REPUBLIC	1.000.000	0	--	490.000	0	-100,00
TURKEY	40.239.178	35.670.941	-12,81	20.927.784	22.761.699	8,76
UNITED ARAB EMIRATES	0	250.000	100,00	0	160.000	--
EGYPT	250.000	10.375.924	97,59	127.500	7.565.945	5.834,07
TUNISIA	500.000	2.621.876	80,93	260.000	1.875.401	621,31
ALGERIA	2.664.413	2.010.992	-32,49	1.226.500	1.201.375	-2,05
SUDAN	0	522.000	100,00	0	404.550	--
TANZANIA, UNITED REPUBLIC OF	850.000	0	--	426.250	0	-100,00
GABON	0	300.000	100,00	0	252.000	--
MAURITANIA	0	150.000	100,00	0	92.250	--
SOUTH AFRICA	8.950.166	6.163.280	-45,22	4.840.717	4.195.086	-13,34
EAST TIMOR	588	0	--	105	0	-100,00
UNITED STATES	31.872.367	26.000.192	-22,59	17.539.087	17.469.290	-0,40
MEXICO	8.396.604	9.999.726	16,03	4.229.785	6.339.827	49,89
ARGENTINA	0	10.000	100,00	0	12.000	--
BRAZIL	58.122.388	29.969.970	-93,94	13.423.194	21.331.579	58,92
URUGUAY	0	20.890	100,00	0	20.054	--
UNITED KINGDOM	0	1.150.000	100,00	0	890.825	--
NETHERLANDS	291.815.388	222.199.958	-31,33	145.744.181	144.744.310	-0,69
FRANCE	0	2	100,00	0	5	--
GERMANY, FED. REP. OF	15.340.000	16.117.083	4,82	8.708.250	12.669.165	45,48
BELGIUM	0	4.470.000	100,00	0	3.944.775	--
IRELAND	0	14	100,00	0	85	--
ITALY	13.558.773	14.750.268	8,08	6.986.038	9.606.599	37,51
SPAIN	10.678.459	11.658.378	8,41	5.396.422	8.115.778	50,39
PORTUGAL	0	800.000	100,00	0	534.500	--
GREECE	3.500.000	12.857.894	72,78	1.724.000	9.882.340	473,22
DEMOCRATIC REPUBLIC OF THE CONG	1.000.000	0	--	509.000	0	-100,00
BULGARIA	43.740	130.914	66,59	28.212	91.547	224,50
TURKMENISTAN	0	21.870	100,00	0	21.433	--
UKRAINE	4.526.454	17.486.174	74,11	2.431.016	13.317.925	447,83
GEORGIA	0	1.539.914	100,00	0	1.050.991	--
RUSSIA FEDERATION	379.826	13.307.175	97,15	242.404	11.043.578	4.455,86
-MINYAK NABATI LAIN	736.953.501	840.131.640	12,28	358.609.877	579.807.219	61,68
JAPAN	1.865.679	1.249.520	-49,31	2.253.140	1.059.718	-52,97
HONG KONG	9.264	14.848	37,61	155.478	42.014	-72,98
KOREA, REPUBLIC OF	10.384.026	44.075.587	76,44	5.530.410	32.532.069	488,24
TAIWAN	278.480	500.981	44,41	170.394	373.452	119,17
CHINA	359.850.217	258.238.998	-39,35	155.776.074	161.597.599	3,74
PAPUA NEW GUINEA	102.674	48.451	-111,91	107.646	68.253	-36,59
THAILAND	617.312	702.783	12,16	329.679	584.852	77,40
SINGAPORE	12.928.537	6.449.874	-100,45	6.736.135	3.213.422	-52,30
PHILIPPINES	2.929.518	3.433.199	14,67	1.518.392	2.708.523	78,38
MALAYSIA	108.299.705	115.878.577	6,54	57.101.184	85.171.399	49,16
CAMBODIA	0	11	100,00	0	20	--
VIET NAM	344.047	768.000	55,20	240.406	654.534	172,26
MALDIVES	172	31.779	99,46	1.039	32.962	3.072,47

TABEL 5. PERKEMBANGAN EKSPOR INDONESIA MENURUT KOMODITI DAN NEGARA TUJUAN

JENIS BARANG	BERAT BERSIH (KG)		PERUB	NILAI FOB (US \$)		PERUB
	JAN-SEP 2006	JAN-SEP 2007	%	JAN-SEP 2006	JAN-SEP 2007	%
(1)	(2)	(3)	(4)	(5)	(6)	(7)
INDIA	11.410.574	7.474.166	-52,67	5.460.588	3.990.664	-26,92
PAKISTAN	9.335.502	702.996	-1.227,96	3.753.720	434.338	-88,43
SRI LANKA	431.654	0	--	280.205	0	-100,00
IRAN (ISLAMIC REPUBLIC OF)	953.073	1.336.803	28,71	653.750	1.051.639	60,86
SAUDI ARABIA	670.249	2.682.640	75,02	201.969	1.494.443	639,94
KUWAIT	22.000	0	--	14.850	0	-100,00
LEBANON	41.998	22.250	-88,76	37.485	26.589	-29,07
OMAN	64.100	0	--	37.527	0	-100,00
SYRIA ARAB REPUBLIC	668.068	707.193	5,53	496.167	694.830	40,04
TURKEY	14.420.069	11.907.058	-21,11	8.504.470	10.301.108	21,13
UNITED ARAB EMIRATES	20.999	75	-27.898,67	18.444	1.233	-93,31
CYPRUS	492	215	-128,84	1.314	1.364	3,81
EGYPT	5.274.799	16.531.119	68,09	3.236.834	12.722.855	293,06
MOROCCO	938.400	563.600	-66,50	586.806	474.141	-19,20
TUNISIA	1.200.000	1.495.972	19,78	630.075	1.106.990	75,69
ALGERIA	7.571.208	9.641.693	21,47	3.774.377	6.702.084	77,57
SUDAN	0	1.501.149	100,00	0	908.230	--
TANZANIA, UNITED REPUBLIC OF	2.500.000	105.000	-2.280,95	850.000	51.975	-93,89
MADAGASCAR	0	163.170	100,00	0	91.377	--
MOZAMBIQUE	37.500	135.750	72,38	18.938	85.260	350,21
TOGO	16.919	7.023	-140,91	12.329	8.212	-33,39
CAMEROON	0	19.500	100,00	0	11.742	--
NIGERIA	242.000	330.000	26,67	149.930	288.805	92,63
COTE D'IVOIRE	198.000	176.000	-12,50	115.830	118.800	2,56
SENEGAL	0	66.000	100,00	0	46.860	--
MAURITANIA	0	181.300	100,00	0	94.276	--
BENIN	0	1.273	100,00	0	4.068	--
SOUTH AFRICA	2.924.230	5.251.300	44,31	1.912.778	3.847.606	101,15
AUSTRALIA	1.742.154	5.553	-31.273,20	1.009.440	25.868	-97,44
NEW ZEALAND	308.153	1.146	-26.789,44	189.961	2.138	-98,87
MICRONESIA, FEDERATED STATES OF	102	0	--	717	0	-100,00
NORTHERN MARIANA ISLANDS	0	5.741	100,00	0	4.040	--
AMERICAN SAMOA	2.206	0	--	2.269	0	-100,00
FIJI	22.000	0	--	19.800	0	-100,00
TONGA	12.633	0	--	12.703	0	-100,00
EAST TIMOR	94.845	0	--	70.566	0	-100,00
UNITED STATES	39.080.772	66.276.585	41,03	20.340.056	46.664.646	129,42
CANADA	0	4.725	100,00	0	38.880	--
CHILE	140.000	80.000	-75,00	62.800	47.080	-25,03
ARGENTINA	0	36.516	100,00	0	37.079	--
BRAZIL	63.000	2.722.500	97,69	60.732	1.826.438	2.907,37
BOLIVIA	22.000	0	--	14.080	0	-100,00
COSTA RICA	88.000	136.500	35,53	50.820	104.930	106,47
FRENCH POLYNESIA	10	0	--	12	0	-100,00
UNITED KINGDOM	2.762.155	8.607	-31.991,96	1.313.546	46.494	-96,46
NETHERLANDS	78.062.751	217.522.284	64,11	39.945.211	148.521.601	271,81
FRANCE	12.244	215.029	94,31	68.599	249.856	264,23
GERMANY, FED. REP. OF	623.487	2.784.159	77,61	406.030	1.944.115	378,81
SWITZERLAND	345.000	31	-1.112.803,23	214.500	170	-99,92
DENMARK	53.400	35.600	-50,00	47.259	40.762	-13,75
NORWAY	24	1.183	97,97	244	4.419	1.711,07
SWEDEN	9.496.840	1.016	-934.628,35	4.427.697	9.213	-99,79
ITALY	5.760.120	0	--	3.150.324	0	-100,00
SPAIN	3.850.110	9.049.101	57,45	2.046.888	6.511.312	218,11
GREECE	1.913.409	1.648.207	-16,09	1.116.850	1.217.325	9,00
HUNGARY	63.044	12.500	-404,35	42.855	11.390	-73,42
ROMANIA	425.925	0	--	284.220	0	-100,00
BULGARIA	670.546	721.135	7,02	434.193	616.097	41,89
AZERBAIJAN	88.000	462.000	80,95	70.730	349.965	394,79
BELARUS	0	21.870	100,00	0	19.902	--
KAZAKHSTAN	0	232.927	100,00	0	217.859	--
KYRGYZSTAN	350.012	0	--	221.106	0	-100,00
TAJIKISTAN	21.006	42.876	51,01	13.023	35.889	175,58
TURKMENISTAN	0	22.500	100,00	0	29.250	--
UKRAINE	7.018.393	9.154.656	23,34	4.034.107	7.637.808	89,33
UZBEKISTAN	22.000	467.477	95,29	14.520	438.231	2.918,12
LITHUANIA	319.790	41	-779.875,61	233.810	266	-99,89
LATVIA	103.680	729.336	85,78	68.622	637.108	828,43
GEORGIA	671.680	150.377	-346,66	389.338	136.683	-64,89
SLOVENIA	18.017	15.000	-20,11	11.917	10.775	-9,58
CZECH REPUBLIC	43	331.539	99,99	330	177.883	53.803,94
RUSSIA FEDERATION	26.174.485	34.837.070	24,87	17.551.639	29.593.441	68,61
-STEARIN	134.350.283	94.922.659	-41,54	67.542.366	73.348.821	8,60
JAPAN	2.878.415	2.122.789	-35,60	1.555.292	1.673.605	7,61
HONG KONG	882.498	906.799	2,68	469.527	777.844	65,67
KOREA, REPUBLIC OF	7.995.023	2.149.600	-271,93	4.068.487	1.682.020	-58,66
TAIWAN	15.483.969	11.324.812	-36,73	7.874.294	8.714.908	10,68

TABEL 5. PERKEMBANGAN EKSPOR INDONESIA MENURUT KOMODITI DAN NEGARA TUJUAN

JENIS BARANG	BERAT BERSIH (KG)		PERUB	NILAI FOB (US \$)		PERUB
	JAN-SEP 2006	JAN-SEP 2007	%	JAN-SEP 2006	JAN-SEP 2007	%
(1)	(2)	(3)	(4)	(5)	(6)	(7)
CHINA	50.780.619	37.269.904	-36,25	25.610.398	29.205.827	14,04
THAILAND	7.665.811	4.821.538	-58,99	3.810.382	3.779.256	-0,82
SINGAPORE	618.700	417.509	-48,19	347.986	349.644	0,48
PHILIPPINES	1.803.224	1.981.793	9,01	901.338	1.678.732	86,25
MALAYSIA	30.000	3.523.042	99,15	21.845	2.463.310	11.176,31
MYANMAR (FORM. BURMA)	3.028.999	440.000	-588,41	1.036.589	354.026	-65,85
VIET NAM	1.607.483	2.248.820	28,52	835.421	1.751.400	109,64
INDIA	4.162.047	3.035.435	-37,12	1.632.891	1.704.781	4,40
PAKISTAN	64.000	99.000	35,35	32.742	79.221	141,96
BANGLADESH	1.537.000	2.778.000	44,67	658.974	1.855.474	181,57
SRI LANKA	269.173	130.871	-105,68	129.328	109.802	-15,10
IRAN (ISLAMIC REPUBLIC OF)	597.000	493.999	-20,85	282.314	394.796	39,84
SAUDI ARABIA	34.000	0	--	20.028	0	-100,00
JORDAN	144.000	384.000	62,50	74.748	316.607	323,57
SYRIA ARAB REPUBLIC	26.000	84.000	69,05	11.830	83.315	604,27
TURKEY	15.920.120	9.051.544	-75,88	8.328.667	6.828.128	-18,02
UNITED ARAB EMIRATES	0	33.000	100,00	0	32.640	--
EGYPT	254.235	672.723	62,21	131.259	575.472	338,42
MOROCCO	49.500	50.500	1,98	27.600	42.677	54,63
TUNISIA	12.500	0	--	6.750	0	-100,00
TANZANIA, UNITED REPUBLIC OF	17.000	104.452	83,72	10.132	61.000	502,05
KENYA	49.500	85.000	41,76	24.583	75.388	206,67
MOZAMBIQUE	17.500	17.500	0,00	11.550	18.725	62,12
GHANA	68.500	33.500	-104,48	30.130	25.080	-16,76
GUINEA	245.000	0	--	149.450	0	-100,00
NIGERIA	408.170	623.500	34,54	231.302	533.206	130,52
COTE D'IVOIRE	599.000	216.000	-177,31	323.437	177.070	-45,25
SENEGAL	49.500	0	--	24.255	0	-100,00
SOUTH AFRICA	1.016.989	477.981	-112,77	537.359	381.821	-28,94
ZAIRE	68.000	0	--	46.648	0	-100,00
AUSTRALIA	51.000	103.000	50,49	30.974	95.961	209,81
UNITED STATES	1.286.756	568.172	-126,47	853.606	475.446	-44,30
CANADA	103.000	80.372	-28,15	60.922	76.877	26,19
MEXICO	264.001	612.500	56,90	146.470	531.252	262,70
GUATEMALA	49.500	33.000	-50,00	28.216	26.120	-7,43
CHILE	0	16.500	100,00	0	13.118	--
VENEZUELA	33.000	17.000	-94,12	18.851	12.750	-32,36
BRAZIL	49.000	0	--	25.528	0	-100,00
COLOMBIA	231.000	0	--	115.987	0	-100,00
ECUADOR	22.030	0	--	13.446	0	-100,00
PERU	33.000	115.499	71,43	19.470	106.298	445,96
DOMINICAN REPUBLIC	148.500	0	--	79.038	0	-100,00
COSTA RICA	33.000	0	--	18.480	0	-100,00
UNITED KINGDOM	695.998	935.000	25,56	369.024	679.813	84,22
NETHERLANDS	5.511.299	2.195.766	-151,00	2.491.063	1.923.337	-22,79
FRANCE	48.000	72.000	33,33	26.408	52.629	99,29
GERMANY, FED. REP. OF	1.521.099	1.156.400	-31,54	824.209	832.761	1,04
BELGIUM	559.500	367.000	-52,45	257.966	281.524	9,13
SWITZERLAND	67.000	14.000	-378,57	36.492	7.960	-78,19
SWEDEN	14.000	40.999	65,85	7.747	31.612	308,05
ITALY	247.777	74.000	-234,83	132.808	58.800	-55,73
SPAIN	1.531.441	1.103.428	-38,79	823.721	872.735	5,95
PORTUGAL	1.778.677	926.812	-91,91	971.275	802.189	-17,41
GREECE	234.000	33.500	-598,51	118.833	25.626	-78,44
DEMOCRATIC REPUBLIC OF THE CONG	237.000	0	--	172.354	0	-100,00
HUNGARY	0	17.000	100,00	0	14.819	--
POLAND	742.750	32.000	-2.221,09	387.477	21.440	-94,47
BULGARIA	143.352	113.183	-26,66	81.577	90.136	10,49
UKRAINE	51.000	289.000	82,35	26.690	231.710	768,15
LATVIA	17.000	105.177	83,84	9.520	102.635	978,10
RUSSIA FEDERATION	263.128	323.740	18,72	136.678	255.498	86,93
-ASAM BERLEMAK LAIN	379.634.053	388.691.858	2,33	184.024.753	238.334.407	29,51
JAPAN	6.667.266	6.928.336	3,77	4.730.993	5.547.578	17,26
HONG KONG	189.034	10.080	-1.775,34	86.766	13.183	-84,81
KOREA, REPUBLIC OF	3.789.709	6.151.742	38,40	2.842.724	4.114.678	44,74
TAIWAN	257.878	900.323	71,36	178.100	913.184	412,74
CHINA	10.132.292	19.227.236	47,30	10.403.883	17.988.072	72,90
THAILAND	625.949	1.115.556	43,89	646.174	1.226.582	89,82
SINGAPORE	18.511.465	25.877.909	28,47	13.697.955	21.891.428	59,82
PHILIPPINES	1.120.096	159.142	-603,83	1.253.851	94.015	-92,50
MALAYSIA	6.377.361	24.892.639	74,38	2.436.275	17.524.732	619,32
MYANMAR (FORM. BURMA)	12.939.925	3.786.976	-241,70	4.326.232	2.310.055	-46,60
NEPAL	90.650	0	--	34.114	0	-100,00
VIET NAM	60.986	477	-12.685,32	54.640	1.019	-98,14
INDIA	94.311.736	147.532.364	36,07	32.867.994	61.928.904	88,42
PAKISTAN	4.187.352	4.168.271	-0,46	802.150	1.153.807	43,84
BANGLADESH	0	58.580	100,00	0	29.901	--

TABEL 5. PERKEMBANGAN EKSPOR INDONESIA MENURUT KOMODITI DAN NEGARA TUJUAN

JENIS BARANG	BERAT BERSIH (KG)		PERUB	NILAI FOB (US \$)		PERUB
	JAN-SEP 2006	JAN-SEP 2007	%	JAN-SEP 2006	JAN-SEP 2007	%
(1)	(2)	(3)	(4)	(5)	(6)	(7)
SRI LANKA	32	41.800	99,92	215	24.970	11.513,95
IRAN (ISLAMIC REPUBLIC OF)	127.840	807.750	84,17	99.466	870.934	775,61
SAUDI ARABIA	31.459	272.800	88,47	28.037	322.020	1.048,55
KUWAIT	21.250	0	--	6.019	0	-100,00
JORDAN	39.092	24.687	-58,35	30.661	19.065	-37,82
SYRIA ARAB REPUBLIC	103.680	0	--	70.228	0	-100,00
TURKEY	2.727.027	3.762.800	27,53	1.113.747	2.324.921	108,75
EGYPT	1.769.842	3.834.590	53,85	678.646	1.699.422	150,41
TUNISIA	0	669.948	100,00	0	261.280	--
ALGERIA	344.470	0	--	139.511	0	-100,00
ETHIOPIA	0	72.520	100,00	0	36.260	--
TANZANIA, UNITED REPUBLIC OF	6.300.000	5.945.547	-5,96	2.188.250	2.707.500	23,73
MADAGASCAR	0	18.130	100,00	0	5.076	--
MOZAMBIQUE	6.890.000	3.080.679	-123,65	2.446.510	1.803.289	-26,29
TOGO	90.650	177.585	48,95	38.526	110.165	185,95
GHANA	0	106.000	100,00	0	42.930	--
NIGERIA	44.117	0	--	53.382	0	-100,00
COTE D'IVOIRE	700.000	0	--	232.750	0	-100,00
SENEGAL	0	500.000	100,00	0	207.500	--
MAURITANIA	36.260	1.345.000	97,30	18.039	792.175	4.291,46
GAMBIA	0	1.500.000	100,00	0	626.250	--
DJIBOUTI	290.080	93.100	-211,58	110.230	56.605	-48,65
SOUTH AFRICA	12.282.223	6.163.797	-99,26	4.754.077	3.600.153	-24,27
MALAWI	0	18.130	100,00	0	7.977	--
MAURITIUS	700.088	0	--	239.780	0	-100,00
AUSTRALIA	618.210	372.093	-66,14	701.558	431.565	-38,48
NEW ZEALAND	4.530	8.746	48,20	2.898	8.640	198,14
UNITED STATES	20.516.314	23.437.213	12,46	19.630.777	24.408.546	24,34
CANADA	94.520	98.237	3,78	78.977	91.130	15,39
MEXICO	180.763	250.687	27,89	170.843	248.228	45,30
ARGENTINA	406.098	1.220.330	66,72	392.411	1.288.497	228,35
BRAZIL	6.348.000	5.297.218	-19,84	6.236.890	5.853.903	-6,14
URUGUAY	0	14.400	100,00	0	17.328	--
ECUADOR	11.089	0	--	8.638	0	-100,00
JAMAICA	1.282	2.221	42,28	1.250	1.878	50,24
UNITED KINGDOM	9.915.231	4.431.319	-123,75	4.149.006	2.629.747	-36,62
NETHERLANDS	88.573.471	34.665.318	-155,51	41.986.656	27.800.008	-33,79
FRANCE	80.820	0	--	99.930	0	-100,00
GERMANY, FED. REP. OF	10.750.684	2.106.563	-410,34	5.203.441	2.404.635	-53,79
BELGIUM	252.781	365.130	30,77	324.804	342.308	5,39
DENMARK	1.625.000	0	--	553.750	0	-100,00
ITALY	2.137.120	2.367.621	9,74	1.699.149	1.984.753	16,81
SPAIN	46.296.886	44.800.812	-3,34	16.113.330	20.555.524	27,57
PORTUGAL	14.500	0	--	7.387	0	-100,00
GREECE	26.646	9.456	-181,79	28.001	12.087	-56,83
HUNGARY	20.299	0	--	25.132	0	-100,00
-ALAT LISTRIK	413.763.881	416.992.373	0,77	3.443.346.410	3.549.685.464	3,09
JAPAN	43.473.589	40.704.348	-6,80	574.900.235	612.962.394	6,62
HONG KONG	8.328.738	10.626.590	21,62	147.840.335	139.237.566	-5,82
KOREA, DEMOCRATIC PEOPLE'S REPL	751	19	-3.852,63	29.610	466	-98,43
KOREA, REPUBLIC OF	5.724.246	4.630.082	-23,63	69.857.297	55.625.130	-20,37
TAIWAN	3.841.568	3.631.190	-5,79	39.666.005	38.700.834	-2,43
CHINA	11.225.142	7.917.696	-41,77	94.749.584	95.871.189	1,18
MONGOLIA	0	700	100,00	0	2.139	--
MACAU	144	0	--	2.132	0	-100,00
PAPUA NEW GUINEA	3.561.268	4.373.919	18,58	5.049.192	6.833.619	35,34
THAILAND	17.042.236	22.549.498	24,42	98.210.545	128.920.129	31,27
SINGAPORE	56.344.936	45.143.627	-24,81	1.231.904.026	1.066.387.594	-13,44
PHILIPPINES	8.566.115	11.639.771	26,41	43.978.792	54.953.778	24,96
MALAYSIA	46.303.738	29.214.781	-58,49	182.556.151	144.335.491	-20,94
MYANMAR (FORM. BURMA)	92.020	201.997	54,44	251.024	855.654	240,87
CAMBODIA	2.498	381.914	99,35	14.854	1.056.264	7.010,97
BRUNEI DARUSSALAM	248.704	422.387	41,12	1.014.610	2.253.141	122,07
LAO PEOPLE'S DEMOCRATIC REPUBLI	0	1.608	100,00	0	16.866	--
NEPAL	54.418	32.831	-65,75	90.503	126.662	39,95
BHUTAN	0	1.856	100,00	0	8.279	--
VIET NAM	7.812.397	12.424.657	37,12	31.889.470	54.263.827	70,16
MALDIVES	41.711	41.110	-1,46	93.017	80.438	-13,52
INDIA	2.061.883	3.928.853	47,52	8.624.665	12.008.774	39,24
PAKISTAN	1.670.805	1.489.415	-12,18	4.861.978	4.096.808	-15,74
BANGLADESH	256.150	729.403	64,88	948.737	4.220.491	344,85
SRI LANKA	1.217.917	893.590	-36,29	3.591.638	3.232.904	-9,99
AFGHANISTAN	412.071	339.097	-21,52	689.940	749.841	8,68
IRAQ	0	5.365	100,00	0	14.198	--
IRAN (ISLAMIC REPUBLIC OF)	1.810.978	1.748.681	-3,56	3.145.290	6.011.036	91,11
SAUDI ARABIA	7.614.666	12.212.887	37,65	15.036.859	39.808.404	164,74
KUWAIT	1.725.162	1.119.208	-54,14	3.653.936	2.631.156	-27,99

TABEL 5. PERKEMBANGAN EKSPOR INDONESIA MENURUT KOMODITI DAN NEGARA TUJUAN

JENIS BARANG	BERAT BERSIH (KG)		PERUB	NILAI FOB (US \$)		PERUB
	JAN-SEP 2006	JAN-SEP 2007	%	JAN-SEP 2006	JAN-SEP 2007	%
(1)	(2)	(3)	(4)	(5)	(6)	(7)
JORDAN	333.188	505.909	34,14	1.124.418	1.577.517	40,30
LEBANON	1.109.053	1.148.696	3,45	2.122.454	2.866.967	35,08
YEMEN	1.115.141	1.445.469	22,85	2.133.468	4.192.247	96,50
OMAN	1.657.403	933.322	-77,58	6.492.500	4.792.674	-26,18
SYRIA ARAB REPUBLIC	25.071	767.477	96,73	62.720	3.913.590	6.139,78
TURKEY	19.587.213	9.452.585	-107,22	45.841.894	24.802.375	-45,90
UNITED ARAB EMIRATES	19.817.930	34.274.438	42,18	52.443.238	115.658.461	120,54
QATAR	2.623.741	4.133.783	36,53	11.331.213	19.457.812	71,72
BAHRAIN	228.130	145.379	-56,92	718.533	497.453	-30,77
CYPRUS	483.698	581.318	16,79	779.461	1.186.616	52,24
EGYPT	2.888.107	5.537.833	47,85	6.884.509	11.605.757	68,58
LIBYAN ARAB JAMAHIRIYA	517.907	173.362	-198,74	1.337.225	587.465	-56,07
MOROCCO	18.578	497.429	96,27	411.795	1.830.382	344,49
TUNISIA	9.600	84	-11.328,57	42.000	1.090	-97,40
ALGERIA	37.127	3.168.818	98,83	193.404	6.539.763	3.281,40
SUDAN	7.783.946	9.651.186	19,35	12.597.497	19.641.788	55,92
ERITREA	96.191	48.399	-98,75	123.999	87.850	-29,15
ETHIOPIA	307.597	205.876	-49,41	576.029	491.203	-14,73
TANZANIA, UNITED REPUBLIC OF	940.646	924.548	-1,74	1.521.275	2.319.666	52,48
MADAGASCAR	93.612	26.555	-252,52	165.379	54.755	-66,89
SOMALIA	0	47.506	100,00	0	90.229	--
KENYA	1.324.174	1.342.963	1,40	2.679.421	4.460.024	66,45
REUNION	4.492	4.552	1,32	43.128	51.157	18,62
MOZAMBIQUE	181.541	972.931	81,34	343.895	2.327.579	576,83
EQUATORIAL GUINEA	164.906	425.749	61,27	237.134	771.289	225,25
TOGO	84.219	59.939	-40,51	251.968	160.594	-36,26
GHANA	1.811.084	1.292.245	-40,15	3.705.237	3.662.542	-1,15
LIBERIA	41.308	54.499	24,20	75.227	194.307	158,29
GUINEA	127.804	203.854	37,31	224.444	322.426	43,66
ANGOLA	767.273	596.167	-28,70	1.350.196	1.775.042	31,47
CONGO	0	1.157	100,00	0	2.481	--
CAMEROON	341.454	164.072	-108,11	512.896	417.460	-18,61
NIGERIA	3.487.616	2.907.806	-19,94	6.636.986	10.219.805	53,98
SIERRA LEONE	20.488	153	-13.290,85	38.096	2.436	-93,61
GABON	8.409	24.660	65,90	22.205	42.120	89,69
COTE D'IVOIRE	160.748	122.783	-30,92	303.403	321.425	5,94
SENEGAL	234.717	309.088	24,06	357.404	620.531	73,62
MAURITANIA	80.976	21.197	-282,02	127.514	57.651	-54,79
MALI	130.118	4.220	-2.983,36	103.644	88.265	-14,84
BENIN	664.810	432.009	-53,89	1.234.661	1.278.617	3,56
BURKINA FASO	35.621	0	--	67.302	0	-100,00
GAMBIA	44.549	25.238	-76,52	100.332	54.385	-45,79
SEYCHELLES	1.467	12.838	88,57	3.916	28.649	631,59
UGANDA	39.694	85.221	53,42	117.318	226.079	92,71
CENTRAL AFRICAN REPUBLIC	2	18.716	99,99	10	56.587	565,770,00
NIGER	3.750	0	--	10.678	0	-100,00
DJIBOUTI	1.150.054	728.238	-57,92	2.126.560	1.763.525	-17,07
SAINT HELENA	0	12	100,00	0	32	--
SAO TOME AND PRINCIPE	7.510	0	--	33.900	0	-100,00
SWAZILAND	2.226	0	--	26.017	0	-100,00
SOUTH AFRICA	2.093.391	1.391.376	-50,45	7.087.220	4.804.566	-32,21
ZIMBABWE	11.224	2	-561.100,00	33.388	12	-99,96
MALAWI	17.806	19.125	6,90	37.723	50.415	33,65
COMOROS	0	9.997	100,00	0	1.760	--
MAURITIUS	157.422	116.600	-35,01	616.570	442.781	-28,19
VIRGIN ISLANDS (BRITISH)	142	0	--	2.184	0	-100,00
AUSTRALIA	12.291.495	9.573.275	-28,39	80.373.068	77.218.585	-3,92
NEW ZEALAND	2.181.946	2.565.138	14,94	13.454.797	18.609.348	38,31
NEW CALEDONIA	9.734	4.290	-126,90	46.036	9.337	-79,72
NIUE	0	1.090	100,00	0	18.727	--
VANUATU	113.642	244.606	53,54	199.391	483.242	142,36
COOK ISLANDS	2.606	1.655	-57,46	3.573	4.278	19,73
FIJI	405.003	294.433	-37,55	1.005.608	743.728	-26,04
SAMOA	633.024	1.016.311	37,71	4.089.018	8.960.749	119,14
SOLOMON ISLANDS	386.137	475.705	18,83	546.550	1.028.752	88,23
TONGA	62.569	46.956	-33,25	114.130	132.852	16,40
TUVALU	59.785	0	--	247.000	0	-100,00
EAST TIMOR	149.785	15.850	-845,02	1.771.451	64.885	-96,34
UNITED STATES	40.452.940	35.327.374	-14,51	284.014.920	316.299.851	11,37
CANADA	1.627.419	1.906.106	14,62	6.305.021	8.723.390	38,36
MEXICO	4.800.124	3.890.144	-23,39	15.731.490	16.812.962	6,87
GUATEMALA	313.335	812.939	61,46	765.922	2.369.310	209,34
HONDURAS	9.599	172	-5.480,81	44.740	1.060	-97,63
NICARAGUA	162.303	19.304	-740,77	701.572	44.915	-93,60
PANAMA	217.095	298.850	27,36	547.932	880.281	60,66
CUBA	60.285	0	--	304.674	0	-100,00
SURINAME	179.885	68.272	-163,48	338.201	210.548	-37,74
CHILE	2.113.219	2.597.387	18,64	3.911.842	6.213.002	58,83

TABEL 5. PERKEMBANGAN EKSPOR INDONESIA MENURUT KOMODITI DAN NEGARA TUJUAN

JENIS BARANG	BERAT BERSIH (KG)		PERUB	NILAI FOB (US \$)		PERUB
	JAN-SEP 2006	JAN-SEP 2007	%	JAN-SEP 2006	JAN-SEP 2007	%
(1)	(2)	(3)	(4)	(5)	(6)	(7)
VENEZUELA	516.699	3.098.684	83,33	1.340.316	20.907.905	1.459,92
ARGENTINA	570.998	572.726	0,30	2.388.919	2.959.070	23,87
BRAZIL	1.095.972	4.037.898	72,86	5.742.198	20.539.018	257,69
COLOMBIA	930.707	1.061.005	12,28	2.129.785	3.640.478	70,93
URUGUAY	3.950	17	-23.135,29	19.850	39	-99,80
PARAGUAY	252.038	95.292	-164,49	387.068	220.317	-43,08
ECUADOR	1.132.550	817.365	-38,56	1.899.851	1.533.405	-19,29
PERU	266.304	271.086	1,76	852.444	1.244.193	45,96
GUYANA	145.296	0	--	488.680	0	-100,00
TRINIDAD AND TOBAGO	101.389	198.063	48,81	214.185	454.794	112,34
BAHAMAS	33.802	0	--	214.130	0	-100,00
JAMAICA	1.287	173.618	99,26	16.359	369.304	2.157,50
PUERTO RICO	40.950	0	--	1.162.883	0	-100,00
BELIZE	74	60	-23,33	977	901	-7,78
DOMINICAN REPUBLIC	780.226	254.215	-206,92	1.298.182	605.030	-53,39
EL SALVADOR	0	172	100,00	0	1.060	--
COSTA RICA	176.971	12.391	-1.328,22	343.474	87.568	-74,51
HAITI	491.855	278.105	-76,86	700.446	620.605	-11,40
ARUBA	17.536	20.867	15,96	23.180	36.588	57,84
CAPE VERDE	21.602	0	--	44.355	0	-100,00
CAYMAN ISLANDS	0	27	100,00	0	3.950	--
FRENCH GUIANA	7.478	0	--	33.667	0	-100,00
FRENCH POLYNESIA	14.166	35.501	60,10	48.168	129.007	167,83
MARTINIQUE	7.478	0	--	33.667	0	-100,00
NETHERLANDS ANTILLES	35.882	0	--	132.248	0	-100,00
GUADELOUPE	7.478	0	--	33.667	0	-100,00
UNITED KINGDOM	6.681.330	8.078.946	17,30	21.370.497	35.243.858	64,92
NETHERLANDS	4.747.572	5.470.804	13,22	24.638.509	30.913.772	25,47
FRANCE	2.844.963	3.814.004	25,41	62.414.684	95.543.882	53,08
GERMANY, FED. REP. OF	3.482.156	2.755.014	-26,39	45.287.312	40.027.070	-11,62
AUSTRIA	36.367	60.262	39,65	482.349	986.900	104,60
BELGIUM	4.881.428	4.196.860	-16,31	15.253.862	12.715.354	-16,64
SWITZERLAND	69.851	1.376.534	94,93	835.771	7.532.764	801,30
MONACO	0	6.989	100,00	0	21.805	--
DENMARK	50.700	105.820	52,09	1.337.879	4.136.872	209,21
NORWAY	112.773	50.041	-125,36	641.588	305.730	-52,35
SWEDEN	342.330	413.281	17,17	8.493.229	5.265.076	-38,01
FINLAND	1.083.265	88.783	-1.120,13	15.211.396	1.412.897	-90,71
IRELAND	22.542	24.203	6,86	122.349	69.771	-42,97
ITALY	2.980.155	4.284.556	30,44	28.246.434	22.326.773	-20,96
SPAIN	5.065.501	8.047.788	37,06	21.466.256	23.942.719	11,54
PORTUGAL	8.602	47.724	81,98	37.888	108.474	186,30
ICELAND	62	0	--	18.000	0	-100,00
GREECE	2.411.051	2.939.491	17,98	4.575.421	6.970.366	52,34
ANDORRA	3.227	0	--	44.353	0	-100,00
DEMOCRATIC REPUBLIC OF THE CONG	758.296	560.774	-35,22	1.514.411	2.365.275	56,18
HUNGARY	309.180	249.531	-23,90	5.148.071	1.895.258	-63,19
POLAND	638.285	712.494	10,42	3.969.478	3.474.580	-12,47
ROMANIA	1.591	32.018	95,03	9.330	176.650	1.793,35
BULGARIA	15.621	14	-111.478,57	151.933	1.171	-99,23
YUGOSLAVIA	1	0	--	36	0	-100,00
ARMENIA	40.179	0	--	65.142	0	-100,00
BELARUS	254.379	397.002	35,93	592.985	779.443	31,44
KAZAKHSTAN	0	191.772	100,00	0	811.923	--
TURKMENISTAN	0	100.450	100,00	0	158.711	--
UKRAINE	93.615	486.943	80,77	795.354	2.289.767	187,89
LITHUANIA	49.344	153.907	67,94	116.825	658.576	463,73
LATVIA	0	52.161	100,00	0	270.865	--
GEORGIA	58.801	98.119	40,07	139.320	233.262	67,43
CROATIA	0	3	100,00	0	106	--
MALTA	5.377	41.026	86,89	26.229	98.954	277,27
SLOVAKIA	106.217	124.397	14,61	1.607.914	1.473.038	-8,39
SLOVENIA	0	590	100,00	0	23.404	--
CZECH REPUBLIC	429.328	226.197	-89,80	1.354.563	1.860.898	37,38
SOUTH GEORGIA AND THE SOUTH SA	23	0	--	787	0	-100,00
RUSSIA FEDERATION	986.426	292.467	-237,28	5.246.607	1.741.192	-66,81
-DIODE TRANSISTOR	3.633.973	2.592.207	-40,19	94.665.495	97.062.107	2,53
JAPAN	132.064	165.325	20,12	34.885.133	38.716.563	10,98
HONG KONG	109.345	99.212	-10,21	16.418.189	24.853.102	51,38
KOREA, REPUBLIC OF	13.022	3.678	-254,05	218.743	211.471	-3,32
TAIWAN	38.231	29.128	-31,25	2.256.229	2.031.481	-9,96
CHINA	17.635	36.013	51,03	3.085.484	7.079.472	129,44
MONGOLIA	0	67	100,00	0	811	--
PAPUA NEW GUINEA	0	172	100,00	0	672	--
THAILAND	2.157	2.502	13,79	30.821	38.177	23,87
SINGAPORE	3.272.600	2.206.986	-48,28	33.892.584	18.161.361	-46,41
PHILIPPINES	738	1.302	43,32	44.976	91.715	103,92

TABEL 5. PERKEMBANGAN EKSPOR INDONESIA MENURUT KOMODITI DAN NEGARA TUJUAN

JENIS BARANG	BERAT BERSIH (KG)		PERUB	NILAI FOB (US \$)		PERUB
	JAN-SEP 2006	JAN-SEP 2007	%	JAN-SEP 2006	JAN-SEP 2007	%
(1)	(2)	(3)	(4)	(5)	(6)	(7)
MALAYSIA	26.056	8.492	-206,83	634.626	881.373	38,88
BRUNEI DARUSSALAM	1	1	0,00	11	9	-18,18
VIET NAM	45	30	-50,00	8.431	257	-96,95
INDIA	527	0	--	2.856	0	-100,00
PAKISTAN	499	632	21,04	1.681	2.867	70,55
BANGLADESH	0	13	100,00	0	26	--
SRI LANKA	812	2.618	68,98	3.070	7.140	132,57
UNITED ARAB EMIRATES	1	0	--	439	0	-100,00
KENYA	1.548	2.619	40,89	45.647	39.579	-13,29
NIGERIA	0	60	100,00	0	192	--
SEYCHELLES	38	0	--	158	0	-100,00
AUSTRALIA	0	2.168	100,00	0	30.552	--
UNITED STATES	8.205	15.695	47,72	874.525	1.594.101	82,28
BRAZIL	780	0	--	21.292	0	-100,00
UNITED KINGDOM	3	2.244	99,87	134	240.402	179.304,48
NETHERLANDS	0	11	100,00	0	8.800	--
GERMANY, FED. REP. OF	9.417	12.954	27,30	1.627.404	2.783.057	71,01
AUSTRIA	0	163	100,00	0	3.271	--
BELGIUM	2	0	--	929	0	-100,00
DENMARK	11	2	-450,00	950	164	-82,74
FINLAND	161	90	-78,89	604.130	278.966	-53,82
ITALY	0	1	100,00	0	22	--
SLOVAKIA	75	0	--	7.053	0	-100,00
CZECH REPUBLIC	0	28	100,00	0	6.480	--
RUSSIA FEDERATION	0	1	100,00	0	24	--
-AUDIO VISUAL	102.400.879	81.719.786	-25,31	1.918.764.314	1.919.557.939	0,04
JAPAN	3.699.028	5.883.845	37,13	131.205.991	155.684.862	18,66
HONG KONG	3.164.793	2.269.897	-39,42	124.136.917	140.599.160	13,26
KOREA, DEMOCRATIC PEOPLE'S REPL	865	0	--	30.629	0	-100,00
KOREA, REPUBLIC OF	1.190.961	1.119.923	-6,34	62.487.090	61.424.416	-1,70
TAIWAN	263.623	149.694	-76,11	5.056.331	3.077.780	-39,13
CHINA	1.017.139	1.381.394	26,37	33.931.325	54.685.776	61,17
MACAU	8	0	--	98	0	-100,00
PAPUA NEW GUINEA	67.091	74.032	9,38	303.191	353.066	16,45
THAILAND	1.921.266	1.524.898	-25,99	22.253.772	17.473.893	-21,48
SINGAPORE	29.641.483	14.759.160	-100,83	409.134.490	401.715.346	-1,81
PHILIPPINES	874.291	477.172	-83,22	17.312.786	15.706.377	-9,28
MALAYSIA	2.763.721	2.706.124	-2,13	42.344.082	42.521.070	0,42
MYANMAR (FORM. BURMA)	115.291	195.676	41,08	271.569	776.143	185,80
CAMBODIA	9.511	0	--	307.007	0	-100,00
BRUNEI DARUSSALAM	1.263	1.510	16,36	6.576	6.381	-2,97
NEPAL	467	0	--	2.342	0	-100,00
VIET NAM	1.147.100	801.632	-43,10	34.611.218	49.457.633	42,89
MALDIVES	444	0	--	2.655	0	-100,00
INDIA	671.882	466.672	-43,97	14.107.587	11.040.973	-21,74
PAKISTAN	111.240	146.506	24,07	618.845	824.677	33,26
BANGLADESH	74.619	14.198	-425,56	266.985	108.272	-59,45
SRI LANKA	91.438	107.052	14,59	428.649	410.731	-4,18
IRAQ	1	0	--	25	0	-100,00
IRAN (ISLAMIC REPUBLIC OF)	136.148	69.582	-95,67	3.577.404	1.266.299	-64,60
SAUDI ARABIA	2.122.632	1.088.859	-94,94	15.161.052	9.401.418	-37,99
KUWAIT	525.046	446.111	-17,69	5.060.308	5.850.917	15,62
JORDAN	254.230	95.139	-167,22	1.441.390	742.867	-48,46
LEBANON	27.174	25.009	-8,66	114.232	424.906	271,97
YEMEN	247.652	363.434	31,86	717.784	1.859.541	159,07
OMAN	327.846	129.446	-153,27	2.292.441	1.448.123	-36,83
SYRIA ARAB REPUBLIC	136.266	143.851	5,27	316.427	416.369	31,58
TURKEY	341.389	299.992	-13,80	11.878.426	11.971.640	0,78
UNITED ARAB EMIRATES	5.763.900	4.317.605	-33,50	58.067.986	59.297.925	2,12
QATAR	177.111	93.903	-88,61	1.429.557	1.027.007	-28,16
BAHRAIN	18.044	2.746	-557,10	69.946	45.530	-34,91
CYPRUS	2.116	910	-132,53	55.630	40.761	-26,73
EGYPT	219.801	196.914	-11,62	4.234.170	4.663.310	10,14
LIBYAN ARAB JAMAHIRIYA	90.711	14.312	-533,81	439.077	120.278	-72,61
MOROCCO	73.108	2.689	-2.618,78	391.813	75.097	-80,83
TUNISIA	2.841	6.077	53,25	78.660	200.195	154,51
ALGERIA	2.652	4.678	43,31	100.450	108.706	8,22
SUDAN	63.385	49.770	-27,36	159.913	147.375	-7,84
ERITREA	951	0	--	33.524	0	-100,00
ETHIOPIA	137.957	77.252	-78,58	347.321	195.038	-43,85
TANZANIA, UNITED REPUBLIC OF	668	2.674	75,02	1.350	86.377	6.298,30
MADAGASCAR	24.538	73	-33.513,70	86.376	90	-99,90
KENYA	153	17.959	99,15	790	121.263	15.249,75
REUNION	0	8.448	100,00	0	23.234	--
EQUATORIAL GUINEA	3.285	0	--	10.696	0	-100,00
TOGO	302	0	--	17.114	0	-100,00
GHANA	146.917	38.650	-280,12	547.293	137.879	-74,81

TABEL 5. PERKEMBANGAN EKSPOR INDONESIA MENURUT KOMODITI DAN NEGARA TUJUAN

JENIS BARANG	BERAT BERSIH (KG)		PERUB	NILAI FOB (US \$)		PERUB
	JAN-SEP 2006	JAN-SEP 2007	%	JAN-SEP 2006	JAN-SEP 2007	%
(1)	(2)	(3)	(4)	(5)	(6)	(7)
LIBERIA	3.352	0	--	13.525	0	-100,00
GUINEA	63.522	32.668	-94,45	165.956	103.030	-37,92
ANGOLA	84.539	57.529	-46,95	172.227	123.572	-28,25
CONGO	13.026	14.049	7,28	47.290	41.040	-13,22
CAMEROON	0	843	100,00	0	1.383	--
NIGERIA	1.324.987	1.643.093	19,36	3.669.213	3.906.266	6,46
COTE D'IVOIRE	30.598	11.560	-164,69	146.489	34.975	-76,12
SENEGAL	3.600	2.999	-20,04	105.150	416.070	295,69
MAURITANIA	70.569	58.779	-20,06	193.372	155.790	-19,44
BENIN	933	18.102	94,85	2.106	9.636	357,55
SEYCHELLES	1.425	0	--	5.893	0	-100,00
UGANDA	0	80	100,00	0	270	--
NIGER	0	35	100,00	0	26	--
DJIBOUTI	18.770	4.875	-285,03	106.145	131.100	23,51
SAO TOME AND PRINCIPE	4.508	0	--	3.500	0	-100,00
SOUTH AFRICA	652.755	271.577	-140,36	7.481.484	5.428.674	-27,44
ZAMBIA	14.580	0	--	66.628	0	-100,00
COMOROS	1.872	0	--	5.625	0	-100,00
MAURITIUS	45.394	94	-48.191,49	350.705	402	-99,89
AUSTRALIA	1.503.946	1.999.908	24,80	28.634.421	33.772.316	17,94
NEW ZEALAND	365.681	368.301	0,71	6.413.307	11.509.411	79,46
NEW CALEDONIA	14	64	78,13	279	1.388	397,49
NORTHERN MARIANA ISLANDS	0	4	100,00	0	65	--
VANUATU	3.018	4.264	29,22	25.932	36.849	42,10
AMERICAN SAMOA	10	0	--	27	0	-100,00
FIJI	31.645	20	-158.125,00	144.764	499	-99,66
SAMOA	26	0	--	340	0	-100,00
TONGA	800	1.152	30,56	1.698	1.421	-16,31
CHRISTMAS ISLANDS	65	0	--	500	0	-100,00
EAST TIMOR	389.049	102.025	-281,33	7.021.033	2.487.035	-64,58
UNITED STATES	13.951.857	11.832.135	-17,91	339.083.253	285.431.971	-15,82
CANADA	524.672	372.544	-40,83	15.373.523	16.512.147	7,41
MEXICO	866.624	503.722	-72,04	18.521.902	25.977.928	40,26
GUATEMALA	19.409	28.209	31,20	144.460	213.332	47,68
HONDURAS	2.307	2.452	5,91	15.118	17.561	16,16
PANAMA	203.297	183.916	-10,54	4.193.959	5.462.107	30,24
CHILE	52.914	72.832	27,35	1.064.578	1.566.781	47,17
VENEZUELA	531	3.025	82,45	135.510	683.466	404,37
ARGENTINA	72.338	49.400	-46,43	2.173.564	2.409.259	10,84
BRAZIL	559.630	377.918	-48,08	13.762.098	8.822.286	-35,89
COLOMBIA	4.746	16.428	71,11	160.703	1.068.028	564,60
BOLIVIA	3.618	0	--	97.391	0	-100,00
URUGUAY	29.023	7.645	-279,63	72.294	217.497	200,85
PARAGUAY	0	2	100,00	0	34	--
ECUADOR	1.580	4.449	64,49	13.682	25.907	89,35
PERU	15.833	11.419	-38,65	962.651	1.594.536	65,64
GUYANA	47	0	--	3.096	0	-100,00
PUERTO RICO	7.271	3.068	-136,99	642.566	1.103.843	71,79
EL SALVADOR	14	1	-1.300,00	3.262	285	-91,26
COSTA RICA	203	378	46,30	51.085	76.063	48,89
BARBADOS	0	4.736	100,00	0	470.400	--
CAPE VERDE	535	0	--	1.638	0	-100,00
FRENCH GUIANA	40.291	34.937	-15,32	119.059	132.522	11,31
FRENCH POLYNESIA	179	0	--	235	0	-100,00
MARTINIQUE	68.960	44.235	-55,89	209.106	159.452	-23,75
NETHERLANDS ANTILLES	1.069	0	--	86.119	0	-100,00
GUADELOUPE	77.128	52.606	-46,61	233.783	183.041	-21,70
UNITED KINGDOM	2.709.618	3.101.617	12,64	27.637.549	35.616.442	28,87
NETHERLANDS	2.037.281	1.746.983	-16,62	76.443.197	42.934.740	-43,83
FRANCE	766.546	644.370	-18,96	8.134.498	10.989.351	35,10
GERMANY, FED. REP. OF	2.394.595	4.710.204	49,16	66.819.121	87.128.802	30,40
AUSTRIA	15.186	45.864	66,89	476.936	971.244	103,64
BELGIUM	6.176.662	6.408.607	3,62	127.550.504	144.345.146	13,17
SWITZERLAND	12.353	21.438	42,38	409.494	1.570.273	283,47
GIBRALTAR	0	50	100,00	0	5.712	--
DENMARK	140.888	117.606	-19,80	1.370.790	505.755	-63,10
NORWAY	16.411	19.607	16,30	19.474	29.840	53,23
SWEDEN	366.635	371.117	1,21	6.938.870	3.922.350	-43,47
FINLAND	2.835.334	1.196.790	-136,91	72.359.921	26.954.014	-62,75
IRELAND	1.721	30.908	94,43	29.782	163.837	450,12
ITALY	776.557	691.719	-12,26	18.899.357	17.445.741	-7,69
SPAIN	440.804	255.195	-72,73	8.259.345	6.125.094	-25,84
PORTUGAL	269	11.700	97,70	1.625	362.380	22.200,31
GREECE	40.824	27.902	-46,31	360.811	378.123	4,80
ANDORRA	1.991	0	--	27.366	0	-100,00
DEMOCRATIC REPUBLIC OF THE CONG	12.385	1.228	-908,55	46.656	4.038	-91,35
HUNGARY	567.491	363.575	-56,09	2.712.380	2.314.789	-14,66
POLAND	95.660	441.922	78,35	2.422.085	14.547.123	500,60

TABEL 5. PERKEMBANGAN EKSPOR INDONESIA MENURUT KOMODITI DAN NEGARA TUJUAN

JENIS BARANG	BERAT BERSIH (KG)		PERUB	NILAI FOB (US \$)		PERUB
	JAN-SEP 2006	JAN-SEP 2007	%	JAN-SEP 2006	JAN-SEP 2007	%
	(1)	(2)	(3)	(4)	(5)	(6)
ROMANIA	25.270	31.328	19,34	3.490.440	719.600	-79,38
BULGARIA	47.778	3.076	-1.453,25	929.436	257.240	-72,32
YUGOSLAVIA	14.418	16.447	12,34	455.385	364.133	-20,04
ALBANIA	0	1.232	100,00	0	27.534	--
ARMENIA	4.224	0	--	127.613	0	-100,00
KAZAKHSTAN	5.442	0	--	28.680	0	-100,00
UKRAINE	491.013	179.057	-174,22	1.913.158	2.192.407	14,60
LITHUANIA	1	5.896	99,98	8	25.847	322.987,50
LATVIA	94	0	--	31.380	0	-100,00
ESTONIA	43.202	43.625	0,97	206.703	194.764	-5,78
CROATIA	10.994	14.460	23,97	310.341	332.932	7,28
MALTA	382	0	--	6.754	0	-100,00
SLOVAKIA	36.461	112.338	67,54	1.080.911	7.158.325	562,25
SLOVENIA	5.089	0	--	138.175	0	-100,00
CZECH REPUBLIC	534.838	1.100.216	51,39	13.343.863	28.739.711	115,38
REP. OF MACEDONIA	0	2.957	100,00	0	66.882	--
RUSSIA FEDERATION	2.965.354	2.227.206	-33,14	18.428.172	17.335.405	-5,93
-FOTOGRAFI DAN OPTIK	2.307.156	3.563.386	35,25	140.119.457	161.284.095	15,10
JAPAN	88.684	122.529	27,62	9.274.520	12.293.856	32,56
HONG KONG	38.260	61.368	37,65	4.018.130	4.813.132	19,79
KOREA, REPUBLIC OF	8.956	4.426	-102,35	247.678	146.119	-41,00
TAIWAN	14.993	3.306	-353,51	2.266.769	211.087	-90,69
CHINA	39.983	89.643	55,40	6.406.790	5.540.139	-13,53
THAILAND	35.524	9.790	-262,86	527.151	495.959	-5,92
SINGAPORE	992.237	1.255.392	20,96	80.119.625	87.265.684	8,92
PHILIPPINES	2.634	6.081	56,68	313.119	1.656.788	429,12
MALAYSIA	13.865	33.490	58,60	565.468	1.449.549	156,35
MYANMAR (FORM. BURMA)	39	90	56,67	8.342	14.975	79,51
LAO PEOPLE'S DEMOCRATIC REPUBLI	0	3	100,00	0	60	--
NEPAL	89	1.243	92,84	428	25.459	5.848,36
VIET NAM	4.942	5.900	16,24	214.691	194.880	-9,23
MALDIVES	20	0	--	101	0	-100,00
INDIA	58.663	72.404	18,98	1.044.179	1.572.046	50,55
PAKISTAN	3.068	3.047	-207,45	37.212	20.416	-45,14
BANGLADESH	4.711	4.822	2,30	30.072	26.656	-11,36
SRI LANKA	3.136	1.492	-110,19	37.988	23.738	-37,51
IRAN (ISLAMIC REPUBLIC OF)	161	12	-1.241,67	1.204	192	-84,05
SAUDI ARABIA	618	2.504	75,32	4.320	49.078	1.036,06
KUWAIT	10	0	--	171	0	-100,00
LEBANON	368	38	-868,42	16.623	10.746	-35,35
SYRIA ARAB REPUBLIC	598	2.645	77,39	6.097	12.827	110,38
TURKEY	194	2.559	92,42	36.356	64.938	78,62
UNITED ARAB EMIRATES	4.000	14.076	71,58	168.942	359.019	112,51
EGYPT	1.039	2.398	56,67	4.547	43.663	860,26
MOROCCO	0	290	100,00	0	10.529	--
TUNISIA	0	10	100,00	0	2.272	--
ALGERIA	0	65	100,00	0	1.230	--
KENYA	0	43	100,00	0	1.363	--
TOGO	0	1.911	100,00	0	51.797	--
NIGERIA	558	857	34,89	3.166	8.183	158,46
UGANDA	384	0	--	2.286	0	-100,00
SOUTH AFRICA	32	842	96,20	605	22.657	3.644,96
MAURITIUS	265	555	52,25	5.230	20.968	300,92
AUSTRALIA	2.844	3.064	7,18	109.450	109.865	0,38
NEW ZEALAND	157	217	27,65	2.572	3.716	44,48
VANUATU	763	90	-747,78	9.453	283	-97,01
SOLOMON ISLANDS	771	0	--	2.166	0	-100,00
UNITED STATES	778.089	1.168.758	33,43	23.527.859	26.772.465	13,79
CANADA	3.336	409.310	99,18	524.369	1.695.531	223,35
MEXICO	7.483	770	-871,82	110.010	61.496	-44,10
PANAMA	0	160	100,00	0	4.236	--
VENEZUELA	1.319	0	--	60.175	0	-100,00
ARGENTINA	1.574	6.605	76,17	20.755	72.526	249,44
BRAZIL	9.907	6.030	-64,30	305.645	101.073	-66,93
COLOMBIA	8.175	4.836	-69,04	228.416	254.759	11,53
URUGUAY	0	85	100,00	0	1.471	--
ECUADOR	1.941	2.791	30,46	128.806	205.458	59,51
PERU	2.178	0	--	26.669	0	-100,00
PUERTO RICO	0	769	100,00	0	2.617	--
DOMINICAN REPUBLIC	4.068	4.745	14,27	102.822	153.471	49,26
COSTA RICA	3.387	1.102	-207,35	47.407	32.754	-30,91
ARUBA	0	22	100,00	0	340	--
FRENCH POLYNESIA	58	0	--	1.888	0	-100,00
NETHERLANDS ANTILLES	0	256	100,00	0	65.947	--
UNITED KINGDOM	59.886	118.646	49,53	1.173.146	3.063.775	161,16
NETHERLANDS	2.112	6.482	67,42	258.488	354.834	37,27
FRANCE	2.334	5.310	56,05	202.811	177.553	-12,45

TABEL 5. PERKEMBANGAN EKSPOR INDONESIA MENURUT KOMODITI DAN NEGARA TUJUAN

JENIS BARANG	BERAT BERSIH (KG)		PERUB	NILAI FOB (US \$)		PERUB
	JAN-SEP 2006	JAN-SEP 2007	%	JAN-SEP 2006	JAN-SEP 2007	%
(1)	(2)	(3)	(4)	(5)	(6)	(7)
GERMANY, FED. REP. OF	82.437	91.828	10,23	7.445.592	9.741.908	30,84
BELGIUM	372	237	-56,96	13.326	9.006	-32,42
SWITZERLAND	31	315	90,16	346	6.340	1.732,37
LUXEMBOURG	293	0	--	49.628	0	-100,00
DENMARK	431	2.478	82,61	4.200	308.111	7.235,98
NORWAY	0	5.423	100,00	0	1.005.072	--
SWEDEN	0	511	100,00	0	71.916	--
FINLAND	96	28	-242,86	11.127	11.208	0,73
ITALY	1.483	2.016	26,44	33.165	51.552	55,44
SPAIN	5.659	3.266	-73,27	280.604	232.870	-17,01
PORTUGAL	45	2.905	98,45	556	34.858	6.169,42
GREECE	229	620	63,06	3.437	158	-95,40
HUNGARY	239	0	--	5.285	0	-100,00
ROMANIA	88	13	-576,92	24.844	3.950	-84,10
BULGARIA	206	118	-74,58	6.071	5.097	-16,04
YUGOSLAVIA	61	26	-134,62	21.440	8.076	-62,33
UKRAINE	0	6.720	100,00	0	147.537	--
LATVIA	0	120	100,00	0	2.568	--
SLOVAKIA	401	468	14,32	10.056	10.266	2,09
SLOVENIA	372	45	-726,67	5.063	998	-80,29
CZECH REPUBLIC	0	2.305	100,00	0	85.764	--
RUSSIA FEDERATION	0	65	100,00	0	2.665	--
-ALAT UKUR	307.489	610.688	49,65	5.958.439	10.006.983	67,95
JAPAN	2.988	868	-244,24	72.732	76.953	5,80
HONG KONG	630	1.427	55,85	67.951	166.069	144,40
KOREA, REPUBLIC OF	0	2.804	100,00	0	33.178	--
TAIWAN	0	1.133	100,00	0	3.212	--
CHINA	782	135.655	99,42	1.207	594.098	49.121,04
PAPUA NEW GUINEA	1.211	1.539	21,31	1.641	4.759	190,01
THAILAND	956	45	-2.024,44	245.684	3.404	-98,61
SINGAPORE	218.673	292.805	25,32	2.895.733	5.891.345	103,45
PHILIPPINES	24	0	--	150	0	-100,00
MALAYSIA	37.696	98.566	61,76	164.794	191.344	16,11
BRUNEI DARUSSALAM	20	14	-42,86	500	2.290	358,00
VIET NAM	0	5.975	100,00	0	246.398	--
INDIA	8	3	-166,67	2.277	3.424	50,37
PAKISTAN	144	5.837	97,53	1.441	1.153.350	79.938,17
IRAQ	130	0	--	12.340	0	-100,00
KUWAIT	270	227	-18,94	1.471	6.346	331,41
YEMEN	0	12.899	100,00	0	66.552	--
OMAN	200	0	--	689	0	-100,00
UNITED ARAB EMIRATES	2.964	1.711	-73,23	307.083	54.309	-82,31
QATAR	85	1.854	95,42	116.783	358.181	206,71
EGYPT	1.535	179	-757,54	72.509	34.351	-52,63
LIBYAN ARAB JAMAHIRIYA	60	0	--	32.394	0	-100,00
SUDAN	0	250	100,00	0	1.358	--
GUINEA	47	0	--	130	0	-100,00
CONGO	93	102	8,82	1.140	500	-56,14
RWANDA	208	0	--	4.455	0	-100,00
AUSTRALIA	1.963	1.714	-14,53	45.807	33.044	-27,86
NEW ZEALAND	0	3	100,00	0	401	--
UNITED STATES	3.443	9.107	62,19	278.049	329.372	18,46
CANADA	0	900	100,00	0	22.000	--
VENEZUELA	355	0	--	3.554	0	-100,00
COLOMBIA	0	2.999	100,00	0	6.482	--
EL SALVADOR	50	0	--	848	0	-100,00
UNITED KINGDOM	2.632	16.353	83,91	186.035	222.143	19,41
NETHERLANDS	1.775	4	-44.275,00	88.580	12.071	-86,37
FRANCE	1.104	104	-961,54	105.682	10.272	-90,28
GERMANY, FED. REP. OF	7.716	6.945	-11,10	110.281	82.959	-24,77
BELGIUM	5.072	4.200	-20,76	473.103	12.084	-97,45
SWITZERLAND	343	1.446	76,28	12.636	6.598	-47,78
DENMARK	35	0	--	4.597	0	-100,00
NORWAY	694	760	8,68	49.757	98.667	98,30
SWEDEN	338	0	--	25.363	0	-100,00
IRELAND	1.860	0	--	138.616	0	-100,00
GREECE	2.214	0	--	150.964	0	-100,00
DEMOCRATIC REPUBLIC OF THE CONG	0	450	100,00	0	18.960	--
ROMANIA	0	255	100,00	0	9.917	--
KYRGYZSTAN	0	212	100,00	0	220	--
UKRAINE	9.036	0	--	273.459	0	-100,00
LITHUANIA	135	0	--	8.004	0	-100,00
RUSSIA FEDERATION	0	1.343	100,00	0	250.372	--
-LONCENG, ARLOJI DAN BAGIANNYA	4.262.526	4.599.675	7,33	60.955.713	67.824.423	11,27
JAPAN	166.478	206.372	19,33	4.118.545	4.984.505	21,03
HONG KONG	220.826	273.078	19,13	2.870.472	4.600.616	60,27

TABEL 5. PERKEMBANGAN EKSPOR INDONESIA MENURUT KOMODITI DAN NEGARA TUJUAN

JENIS BARANG	BERAT BERSIH (KG)		PERUB	NILAI FOB (US \$)		PERUB
	JAN-SEP 2006	JAN-SEP 2007	%	JAN-SEP 2006	JAN-SEP 2007	%
(1)	(2)	(3)	(4)	(5)	(6)	(7)
KOREA, DEMOCRATIC PEOPLE'S REPL	7	0	--	31	0	-100,00
KOREA, REPUBLIC OF	22.697	15.642	-45,10	313.408	261.396	-16,60
TAIWAN	327.528	658.898	50,29	1.741.193	2.804.090	61,04
CHINA	23.816	25.977	8,32	400.657	440.610	9,97
MACAU	5.741	8.748	34,37	59.060	119.791	102,83
PAPUA NEW GUINEA	2.658	3.989	33,37	11.015	13.105	18,97
THAILAND	66.704	33.784	-97,44	1.087.208	1.187.527	9,23
SINGAPORE	519.370	500.200	-3,83	10.755.429	14.993.241	39,40
PHILIPPINES	60.235	125.789	52,11	637.125	1.880.461	195,15
MALAYSIA	275.395	120.289	-128,94	3.000.448	3.961.532	32,03
MYANMAR (FORM. BURMA)	1.780	1.436	-23,96	3.212	5.962	85,62
CAMBODIA	16.873	0	--	114.478	0	-100,00
BRUNEI DARUSSALAM	3.833	7	-54.657,14	117.752	28	-99,98
LAO PEOPLE'S DEMOCRATIC REPUBLI	0	153	100,00	0	2.603	--
VIET NAM	266.738	377.664	29,37	2.967.790	3.361.129	13,25
MALDIVES	3.756	0	--	27.675	0	-100,00
INDIA	532.931	556.323	4,20	3.976.164	4.295.340	8,03
PAKISTAN	1.626	556	-192,45	29.035	6.368	-78,07
BANGLADESH	4	2	-100,00	30	22	-26,67
SRI LANKA	2.199	5.383	59,15	20.133	68.600	240,73
SAUDI ARABIA	1.736	1.107	-56,82	12.620	17.305	37,12
KUWAIT	544	1.265	57,00	13.545	30.611	125,99
JORDAN	0	26.823	100,00	0	233.600	--
YEMEN	62.352	525	-11.776,57	521.581	3.150	-99,40
OMAN	17.820	24.994	28,70	211.708	138.058	-34,79
TURKEY	2.261	0	--	2.004.859	0	-100,00
UNITED ARAB EMIRATES	6.387	5.151	-24,00	337.165	270.914	-19,65
QATAR	5.063	0	--	179.067	0	-100,00
BAHRAIN	20	474	95,78	396	2.673	575,00
EGYPT	0	3.506	100,00	0	26.962	--
MOROCCO	102.795	106.695	3,66	803.671	822.807	2,38
TUNISIA	0	45	100,00	0	1.242	--
ETHIOPIA	0	1	100,00	0	16	--
TANZANIA, UNITED REPUBLIC OF	6	0	--	1.438	0	-100,00
MADAGASCAR	789	368	-114,40	6.216	3.072	-50,58
KENYA	0	47	100,00	0	883	--
REUNION	0	416	100,00	0	497	--
MOZAMBIQUE	21.749	0	--	172.758	0	-100,00
TOGO	17.376	0	--	122.782	0	-100,00
GUINEA	9.182	8	-114.675,00	7.136	50	-99,30
CONGO	0	182	100,00	0	43	--
CAMEROON	54.522	105.052	48,10	596.320	847.307	42,09
NIGERIA	23.433	19.111	-22,62	343.673	129.291	-62,38
GABON	977	0	--	8.638	0	-100,00
COTE D'IVOIRE	36.717	128.334	71,39	283.917	1.100.231	287,52
SENEGAL	100.387	90.595	-10,81	629.766	534.789	-15,08
MAURITANIA	10.640	0	--	308.000	0	-100,00
BENIN	4	7.250	99,94	31	63.608	205.087,10
BURKINA FASO	31.899	61.427	48,07	258.161	639.668	147,78
NIGER	7.975	0	--	66.236	0	-100,00
SOUTH AFRICA	145.386	49.208	-195,45	577.136	477.808	-17,21
MAURITIUS	0	5	100,00	0	22	--
RWANDA	3	0	--	33	0	-100,00
AUSTRALIA	131.092	201.168	34,83	1.772.270	2.597.561	46,57
NEW ZEALAND	17.426	26.021	33,03	270.595	326.228	20,56
FIJI	6.223	9.075	31,43	53.520	59.282	10,77
SOLOMON ISLANDS	0	580	100,00	0	3.913	--
EAST TIMOR	0	48	100,00	0	6.299	--
UNITED STATES	261.860	268.266	2,39	7.234.509	4.442.826	-38,59
CANADA	6.345	4.332	-46,47	92.483	205.516	122,22
MEXICO	21.573	11.527	-87,15	367.712	242.142	-34,15
PANAMA	659	34	-1.838,24	10.055	400	-96,02
CUBA	0	59	100,00	0	1.530	--
CHILE	20.915	40.075	47,81	353.133	709.086	100,80
VENEZUELA	0	20	100,00	0	428	--
ARGENTINA	1.330	1.872	28,95	23.872	48.839	104,59
BRAZIL	12.109	3.156	-283,68	192.048	393.359	104,82
COLOMBIA	0	3.181	100,00	0	39.986	--
DOMINICAN REPUBLIC	1	0	--	21	0	-100,00
EL SALVADOR	3	0	--	12	0	-100,00
HAITI	0	1.035	100,00	0	13.166	--
UNITED KINGDOM	121.783	150.524	19,09	1.858.254	2.226.046	19,79
NETHERLANDS	1.186	1.020	-16,27	204.699	65.002	-68,25
FRANCE	78.128	54.752	-42,69	3.263.767	1.683.889	-48,41
GERMANY, FED. REP. OF	71.807	105.662	32,04	1.754.573	3.487.555	98,77
AUSTRIA	805	694	-15,99	51.044	40.400	-20,85
BELGIUM	9	1.265	99,29	26	133	411,54
SWITZERLAND	112	285	60,70	3.428	23.591	588,19

TABEL 5. PERKEMBANGAN EKSPOR INDONESIA MENURUT KOMODITI DAN NEGARA TUJUAN

JENIS BARANG	BERAT BERSIH (KG)		PERUB	NILAI FOB (US \$)		PERUB
	JAN-SEP 2006	JAN-SEP 2007	%	JAN-SEP 2006	JAN-SEP 2007	%
(1)	(2)	(3)	(4)	(5)	(6)	(7)
DENMARK	300	12	-2.400,00	10.700	5.320	-50,28
SWEDEN	1	763	99,87	10	21.728	217.180,00
FINLAND	600	88	-581,82	95.740	2.747	-97,13
IRELAND	0	205	100,00	0	146.870	--
ITALY	935	973	3,91	22.661	13.677	-39,65
SPAIN	5.873	4.329	-35,67	100.496	75.703	-24,67
PORTUGAL	301.723	58.542	-415,40	2.820.001	1.522.024	-46,03
DEMOCRATIC REPUBLIC OF THE CONG	0	317	100,00	0	2.800	--
HUNGARY	2.023	13.778	85,32	32.997	140.781	326,65
POLAND	0	37	100,00	0	660	--
ROMANIA	153	611	74,96	2.260	12.012	431,50
MOLDOVA, REPUBLIC OF	205	47.853	99,57	6.966	412.916	5.827,59
GEORGIA	8.700	29.725	70,73	91.692	348.184	279,73
SLOVAKIA	578	121	-377,69	415.780	12.731	-96,94
CZECH REPUBLIC	6.678	10.730	37,76	131.807	156.477	18,72
SOUTH GEORGIA AND THE SOUTH SA	1	0	--	14	0	-100,00
REP. OF MACEDONIA	157	0	--	492	0	-100,00
RUSSIA FEDERATION	15	61	75,41	363	1.083	198,35
-COKLAT OLAHAN	90.303.635	94.569.844	4,51	176.531.669	226.401.876	28,25
JAPAN	1.358.604	759.804	-78,81	3.609.707	2.306.102	-36,11
HONG KONG	130.008	151.926	14,43	300.543	323.923	7,78
KOREA, REPUBLIC OF	773.194	786.457	1,69	661.365	1.620.596	145,04
TAIWAN	193.077	133.440	-44,69	389.461	294.219	-24,45
CHINA	3.399.653	2.352.978	-44,48	1.919.364	1.992.764	3,82
MONGOLIA	0	13.999	100,00	0	10.800	--
PAPUA NEW GUINEA	10.986	4.465	-146,05	12.404	6.419	-48,25
THAILAND	1.773.628	2.106.946	15,82	3.201.707	3.550.363	10,89
SINGAPORE	1.418.980	1.596.812	11,14	2.383.947	2.926.758	22,77
PHILIPPINES	5.760.783	6.259.810	7,97	4.373.989	5.090.328	16,38
MALAYSIA	2.882.528	8.442.770	65,86	2.664.767	7.437.780	179,12
MYANMAR (FORM. BURMA)	0	7.000	100,00	0	7.531	--
CAMBODIA	13.700	48	-28.441,67	18.640	295	-98,42
BRUNEI DARUSSALAM	61.385	125.548	51,11	113.495	306.663	170,20
VIET NAM	103.196	126.255	18,26	124.642	124.604	-0,03
MALDIVES	11.638	22.221	47,63	19.319	48.940	153,33
INDIA	1.260.052	950.209	-32,61	1.360.795	1.227.823	-9,77
PAKISTAN	521.227	626.479	16,80	423.662	531.880	25,54
BANGLADESH	70.719	55.860	-26,60	86.021	112.999	31,36
SRI LANKA	127.885	205.323	37,72	117.099	210.635	79,88
IRAN (ISLAMIC REPUBLIC OF)	448.999	32.751	-1.270,95	398.240	42.505	-89,33
SAUDI ARABIA	38.653	106.929	63,85	89.711	175.047	95,12
KUWAIT	61.807	152.940	59,59	139.479	299.077	114,42
JORDAN	39.919	186	-21.361,83	75.201	577	-99,23
YEMEN	59.351	77.529	23,45	91.456	115.505	26,30
OMAN	11.595	13.004	10,84	26.100	20.931	-19,80
SYRIA ARAB REPUBLIC	254.849	28.000	-810,18	184.786	33.893	-81,66
TURKEY	516.298	686.449	24,79	342.586	518.056	51,22
UNITED ARAB EMIRATES	1.856.851	2.158.695	13,98	6.626.507	7.941.793	19,85
QATAR	74	4.639	98,40	311	9.355	2.908,04
BAHRAIN	21.161	136.521	84,50	52.748	305.605	479,37
EGYPT	372.100	353.200	-5,35	1.031.750	1.430.322	38,63
MOROCCO	525	8	-6.462,50	525	5	-99,05
ALGERIA	0	12.789	100,00	0	17.017	--
SUDAN	75	194	61,34	755	896	18,68
MADAGASCAR	85.676	159.270	46,21	89.102	114.605	28,62
KENYA	101.244	206.967	51,08	271.792	389.104	43,16
TOGO	43.200	0	--	61.200	0	-100,00
GHANA	0	98.193	100,00	0	127.691	--
GUINEA	2.084	1.918	-8,65	3.150	2.550	-19,05
ANGOLA	0	2.095	100,00	0	2.280	--
CAMEROON	15.210	43.060	64,68	22.815	67.673	196,62
SIERRA LEONE	0	14.000	100,00	0	10.640	--
MAURITANIA	14.400	15.210	5,33	20.800	22.604	8,67
BENIN	14.850	1.044	-1.322,41	34.031	750	-97,80
GAMBIA	1.278	462	-176,62	8.152	925	-88,65
SEYCHELLES	0	3.853	100,00	0	15.409	--
CENTRAL AFRICAN REPUBLIC	23.000	0	--	8.510	0	-100,00
SOUTH AFRICA	1.965.838	2.313.124	15,01	3.943.855	5.204.866	31,97
ZIMBABWE	13.999	0	--	28.260	0	-100,00
MAURITIUS	18.058	306.572	94,11	34.008	637.489	1.774,53
AUSTRALIA	6.736.953	7.780.324	13,41	20.423.698	26.608.306	30,28
NEW ZEALAND	1.057.584	896.970	-17,91	2.348.310	1.751.064	-25,43
MICRONESIA, FEDERATED STATES OF	1.138	0	--	5.404	0	-100,00
VANUATU	21.009	8.661	-142,57	27.603	22.968	-16,79
AMERICAN SAMOA	3.879	0	--	4.116	0	-100,00
FIJI	68.380	32.939	-107,60	142.950	78.843	-44,85
KIRIBATI	248	0	--	555	0	-100,00

TABEL 5. PERKEMBANGAN EKSPOR INDONESIA MENURUT KOMODITI DAN NEGARA TUJUAN

JENIS BARANG	BERAT BERSIH (KG)		PERUB	NILAI FOB (US \$)		PERUB
	JAN-SEP 2006	JAN-SEP 2007	%	JAN-SEP 2006	JAN-SEP 2007	%
(1)	(2)	(3)	(4)	(5)	(6)	(7)
SAMOA	684	0	--	3.821	0	-100,00
SOLOMON ISLANDS	3.764	10.252	63,29	7.186	21.838	203,90
TONGA	19.275	11.939	-61,45	36.872	28.367	-23,07
TUVALU	50	0	--	94	0	-100,00
EAST TIMOR	22.028	0	--	18.084	0	-100,00
UNITED STATES	15.735.972	18.652.262	15,64	49.129.671	62.341.425	26,89
CANADA	200.522	1.180.001	83,01	701.289	5.303.006	656,18
MEXICO	1.226.200	1.005.000	-22,01	803.340	686.810	-14,51
CHILE	38.998	222.499	82,47	25.950	147.497	468,39
VENEZUELA	0	25.600	100,00	0	14.080	--
ARGENTINA	0	725.838	100,00	0	452.605	--
BRAZIL	3.648.520	2.471.028	-47,65	1.838.489	1.344.834	-26,85
COLOMBIA	0	180.000	100,00	0	102.220	--
URUGUAY	105.000	664.999	84,21	44.300	325.550	634,88
PERU	0	80.000	100,00	0	40.000	--
JAMAICA	8.777	8.998	2,46	22.703	22.965	1,15
FRENCH POLYNESIA	1.660	0	--	3.252	0	-100,00
UNITED KINGDOM	402.666	697.954	42,31	1.051.972	2.145.250	103,93
NETHERLANDS	7.355.982	5.817.644	-26,44	26.376.174	25.741.048	-2,41
FRANCE	5.783.999	7.170.313	19,33	20.937.676	31.953.821	52,61
GERMANY, FED. REP. OF	1.176.310	2.337.625	49,68	1.245.145	5.172.579	315,42
BELGIUM	3.054.000	4.609.200	33,74	9.499.667	12.222.232	28,66
SWITZERLAND	2.272	4.387	48,21	37.345	137.416	267,96
DENMARK	0	800	100,00	0	1.945	--
SWEDEN	9.054	0	--	22.892	0	-100,00
ITALY	0	315	100,00	0	6	--
SPAIN	16.116.610	7.034.990	-129,09	5.576.700	2.904.994	-47,91
PORTUGAL	0	2.668	100,00	0	4.000	--
GREECE	130.000	63.000	-106,35	43.110	27.090	-37,16
DEMOCRATIC REPUBLIC OF THE CONG	0	14.000	100,00	0	11.130	--
HUNGARY	108.000	67.807	-59,28	59.269	60.004	1,24
POLAND	32.000	17.000	-88,24	12.280	11.220	-8,63
BULGARIA	666.765	216.000	-208,69	188.538	104.600	-44,52
ARMENIA	0	3.523	100,00	0	5.351	--
UKRAINE	240.999	180.498	-33,52	180.956	119.974	-33,70
UZBEKISTAN	34.000	0	--	16.456	0	-100,00
LITHUANIA	328.000	97.547	-236,25	257.280	76.160	-70,40
LATVIA	0	14.000	100,00	0	10.780	--
ESTONIA	25.000	100.000	75,00	10.625	500.000	4.605,88
CROATIA	28.000	55.500	49,55	15.740	35.323	124,42
BOSNIA AND HERZEGOVINA	0	13.500	100,00	0	10.193	--
MALTA	0	13.250	100,00	0	12.750	--
SLOVENIA	0	6.000	100,00	0	4.800	--
RUSSIA FEDERATION	57.000	417.061	86,33	45.400	198.240	336,65
-GULA TETES	385.325.880	276.350.203	-39,43	36.412.255	16.752.654	-53,99
JAPAN	6.000.000	6.000.000	0,00	599.700	441.000	-26,46
HONG KONG	19.800	66.413	70,19	8.712	39.579	354,30
KOREA, REPUBLIC OF	182.973.030	94.182.048	-94,28	18.465.824	5.264.600	-71,49
TAIWAN	36.362.599	68.183.835	46,67	3.263.088	5.078.335	55,63
PAPUA NEW GUINEA	13.843	3.084	-348,87	19.033	7.070	-62,85
SINGAPORE	67.648	25.960	-160,59	36.362	23.410	-35,62
PHILIPPINES	0	25.795.758	100,00	0	1.258.977	--
MALAYSIA	157.485	195.338	19,38	41.256	54.804	32,84
BRUNEI DARUSSALAM	0	241	100,00	0	1.340	--
VIET NAM	152.013.860	70.736.674	-114,90	13.274.797	3.811.147	-71,29
MALDIVES	761	0	--	1.250	0	-100,00
AUSTRALIA	0	1.787	100,00	0	2.490	--
NEW ZEALAND	0	8.502.052	100,00	0	365.588	--
VANUATU	0	2.983	100,00	0	3.912	--
UNITED STATES	0	30	100,00	0	172	--
UNITED KINGDOM	7.716.854	0	--	702.233	0	-100,00
GERMANY, FED. REP. OF	0	4.000	100,00	0	214.200	--
SPAIN	0	2.650.000	100,00	0	186.030	--
-KERUPUK UDANG	4.950.826	5.021.751	1,41	6.911.074	8.136.615	17,73
JAPAN	154.162	127.849	-20,58	266.053	223.368	-16,04
HONG KONG	115.298	96.929	-18,95	171.082	582.305	240,37
KOREA, REPUBLIC OF	540.884	485.908	-11,31	781.138	612.548	-21,58
TAIWAN	76.073	116.709	34,82	39.489	36.359	-7,93
SINGAPORE	93.772	86.004	-9,03	129.113	130.465	1,05
MALAYSIA	204.455	203.149	-0,64	155.409	128.377	-17,39
BRUNEI DARUSSALAM	1.060	79	-1.241,77	2.081	313	-84,96
INDIA	443	0	--	867	0	-100,00
SAUDI ARABIA	521.076	148.477	-250,95	451.032	168.845	-62,56
KUWAIT	2.909	0	--	1.832	0	-100,00
YEMEN	39.530	0	--	29.651	0	-100,00
UNITED ARAB EMIRATES	33.808	30.397	-11,22	36.951	32.825	-11,17

TABEL 5. PERKEMBANGAN EKSPOR INDONESIA MENURUT KOMODITI DAN NEGARA TUJUAN

JENIS BARANG	BERAT BERSIH (KG)		PERUB	NILAI FOB (US \$)		PERUB
	JAN-SEP 2006	JAN-SEP 2007	%	JAN-SEP 2006	JAN-SEP 2007	%
(1)	(2)	(3)	(4)	(5)	(6)	(7)
AUSTRALIA	32.571	207.135	84,28	53.567	375.844	601,63
NEW ZEALAND	0	40.255	100,00	0	59.837	--
UNITED STATES	99.849	140.807	29,09	242.084	370.234	52,94
CANADA	2.134	7.995	73,31	4.466	16.366	266,46
UNITED KINGDOM	378.695	461.530	17,95	517.083	675.001	30,54
NETHERLANDS	2.110.586	2.538.135	16,85	3.188.588	4.172.587	30,86
FRANCE	344.575	184.557	-86,70	613.544	385.990	-37,09
BELGIUM	68.719	90.346	23,94	48.843	85.647	75,35
SPAIN	13.600	23.040	40,97	19.360	40.924	111,38
ROMANIA	116.627	13.600	-757,55	158.841	14.652	-90,78
ESTONIA	0	18.850	100,00	0	24.128	--
-BUAH/SAYURAN OLAHAN	345.137.624	302.686.925	-14,02	181.976.509	188.348.310	3,50
JAPAN	13.181.671	12.826.533	-2,77	10.267.291	11.392.476	10,96
HONG KONG	2.545.781	1.897.816	-34,14	3.941.054	2.282.030	-42,10
KOREA, DEMOCRATIC PEOPLE'S REPL	28.525	0	--	17.281	0	-100,00
KOREA, REPUBLIC OF	1.266.221	4.053.466	68,76	1.058.741	2.406.089	127,26
TAIWAN	8.514.853	13.002.529	34,51	2.366.092	3.933.598	66,25
CHINA	10.108.255	8.432.795	-19,87	1.558.805	1.808.169	16,00
PAPUA NEW GUINEA	700	53	-1.220,75	1.426	187	-86,89
THAILAND	822.131	53.107	-1.448,07	173.300	89.969	-48,08
SINGAPORE	59.755.247	62.553.684	4,47	37.458.568	44.564.640	18,97
PHILIPPINES	9.415.230	11.764.452	19,97	3.537.325	3.636.991	2,82
MALAYSIA	68.867.141	53.532.280	-28,65	10.146.482	9.137.460	-9,94
MYANMAR (FORM. BURMA)	8.314	0	--	11.261	0	-100,00
CAMBODIA	177.000	13.937	-1.170,00	1.680	1.076	-35,95
BRUNEI DARUSSALAM	46.212	189.280	75,59	74.748	291.858	290,46
NEPAL	511.166	97.628	-423,59	623.279	157.183	-74,78
VIET NAM	2.545.610	7.137.752	64,34	1.829.436	5.265.284	187,81
MALDIVES	17.854	30.780	41,99	28.051	42.292	50,77
INDIA	11.902.699	25.005.042	52,40	8.301.982	16.556.997	99,43
PAKISTAN	5.704.086	4.864.289	-17,26	1.587.929	1.761.452	10,93
BANGLADESH	25.000	0	--	250	0	-100,00
SRI LANKA	0	74.948	100,00	0	54.288	--
IRAN (ISLAMIC REPUBLIC OF)	86.797	195.876	55,69	41.457	66.952	61,50
SAUDI ARABIA	658.128	853.880	22,93	566.472	823.430	45,36
KUWAIT	121.018	185.449	34,74	59.899	154.111	157,28
JORDAN	101.400	412.403	75,41	102.775	513.262	399,40
LEBANON	101.200	280.451	63,92	473.646	1.017.248	114,77
YEMEN	21.685	700	-2.997,86	12.765	10.848	-15,02
OMAN	0	3.409	100,00	0	3.350	--
SYRIA ARAB REPUBLIC	28.124	270.268	89,59	80.770	707.490	775,93
TURKEY	305.782	943.735	67,60	217.799	677.497	211,07
UNITED ARAB EMIRATES	3.170.148	1.965.658	-61,28	1.783.883	1.669.480	-6,41
QATAR	124.100	25.158	-393,28	50.890	14.592	-71,33
BAHRAIN	192.680	135.272	-42,44	81.795	101.231	23,76
CYPRUS	0	12.500	100,00	0	9.375	--
EGYPT	1.377.858	1.601.361	13,96	795.712	1.047.750	31,67
LIBYAN ARAB JAMAHIRIYA	24.990	0	--	15.869	0	-100,00
MOROCCO	89.500	112.500	20,44	59.588	76.063	27,65
TUNISIA	12.500	51.000	75,49	2.500	10.000	300,00
ALGERIA	228.400	164.530	-38,82	148.590	122.673	-17,44
ERITREA	88.560	0	--	40.500	0	-100,00
MADAGASCAR	1.781	0	--	4.968	0	-100,00
KENYA	12.985	12.500	-3,88	2.894	2.500	-13,61
REUNION	8.363	0	--	5.910	0	-100,00
ANGOLA	77.000	52.000	-48,08	41.140	19.000	-53,82
NIGERIA	54.815	30.124	-81,96	78.946	15.519	-80,34
SIERRA LEONE	35.768	17.730	-101,74	17.386	7.920	-54,45
SEYCHELLES	3.512	3.081	-13,99	13.859	1.105	-92,03
UGANDA	0	120	100,00	0	616	--
SAINT HELENA	53.071	0	--	20.540	0	-100,00
SOUTH AFRICA	827.033	950.958	13,03	420.041	665.602	58,46
MAURITIUS	102.707	125.147	17,93	60.782	97.515	60,43
AUSTRALIA	1.798.057	1.289.093	-39,48	1.137.808	1.249.455	9,81
NEW ZEALAND	396.162	3.091.245	87,18	336.964	699.554	107,60
MICRONESIA, FEDERATED STATES OF	4.214	0	--	3.284	0	-100,00
GUAM	368	0	--	1.165	0	-100,00
NEW CALEDONIA	1.440	21.488	93,30	1.800	18.520	928,89
NORTHERN MARIANA ISLANDS	2.506	0	--	1.869	0	-100,00
VANUATU	807	2.148	62,43	1.465	8.049	449,42
AMERICAN SAMOA	2.808	0	--	3.923	0	-100,00
COOK ISLANDS	7	0	--	35	0	-100,00
FIJI	1.786	1.876	4,80	2.179	3.426	57,23
SAMOA	562	669	15,99	3.330	663	-80,09
SOLOMON ISLANDS	2.952	5.344	44,76	32.445	15.140	-53,34
TUVALU	576	0	--	1.080	0	-100,00
EAST TIMOR	89.480	0	--	35.917	0	-100,00

TABEL 5. PERKEMBANGAN EKSPOR INDONESIA MENURUT KOMODITI DAN NEGARA TUJUAN

JENIS BARANG	BERAT BERSIH (KG)		PERUB	NILAI FOB (US \$)		PERUB
	JAN-SEP 2006	JAN-SEP 2007	%	JAN-SEP 2006	JAN-SEP 2007	%
(1)	(2)	(3)	(4)	(5)	(6)	(7)
UNITED STATES	44.592.084	30.343.922	-46,96	37.125.310	36.765.063	-0,97
CANADA	413.160	268.414	-53,93	1.397.554	687.455	-50,81
MEXICO	281.093	306.561	8,31	337.962	362.364	7,22
PANAMA	16.193	0	--	11.800	0	-100,00
SURINAME	117	1.563	92,51	350	6.039	1.625,43
CHILE	3.070.563	1.348.635	-127,68	1.589.599	751.664	-52,71
ARGENTINA	4.671.419	3.883.548	-20,29	2.745.168	2.557.929	-6,82
BRAZIL	1.562.380	924.000	-69,09	659.580	819.062	24,18
URUGUAY	345.887	720.968	52,02	193.757	467.394	141,23
PARAGUAY	75.000	212.500	64,71	54.125	110.438	104,04
PERU	389.276	248.972	-56,35	133.460	110.906	-16,90
PUERTO RICO	34.320	0	--	29.172	0	-100,00
DOMINICAN REPUBLIC	48.988	12.500	-291,90	37.721	7.625	-79,79
EL SALVADOR	33.566	0	--	145.851	0	-100,00
COSTA RICA	0	50.000	100,00	0	35.250	--
DOMINICA	0	12.475	100,00	0	7.610	--
FALKLAND ISLANDS (MALVINAS)	13.758	0	--	15.120	0	-100,00
FRENCH POLYNESIA	13.051	50.000	73,90	5.103	41.800	719,13
NETHERLANDS ANTILLES	24	9	-166,67	235	60	-74,47
UNITED KINGDOM	2.476.017	1.651.792	-49,90	1.542.808	1.631.928	5,78
NETHERLANDS	14.893.097	7.559.681	-97,01	8.590.566	4.293.369	-50,02
FRANCE	2.345.864	1.609.437	-45,76	1.454.968	1.327.479	-8,76
GERMANY, FED. REP. OF	22.821.774	12.690.009	-79,84	11.083.782	8.570.176	-22,68
AUSTRIA	1.733.615	1.271.271	-36,37	1.005.908	731.317	-27,30
BELGIUM	1.885.086	1.210.590	-55,72	1.340.271	1.005.065	-25,01
SWITZERLAND	79.363	0	--	50.808	0	-100,00
DENMARK	875.176	293.719	-197,96	566.829	178.037	-68,59
NORWAY	1.532.811	206.414	-642,59	1.446.391	203.984	-85,90
SWEDEN	1.287.997	469.028	-174,61	816.796	348.537	-57,33
FINLAND	3.291.734	1.329.814	-147,53	1.784.126	666.315	-62,65
IRELAND	54.350	73.000	25,55	24.626	30.055	22,05
ITALY	3.455.914	1.663.435	-107,76	1.843.127	1.109.656	-39,79
SPAIN	14.357.541	5.597.311	-156,51	9.249.908	5.248.411	-43,26
PORTUGAL	240.450	253.550	5,17	168.368	189.081	12,30
ICELAND	18.027	0	--	9.302	0	-100,00
GREECE	509.530	1.050.051	51,48	274.073	429.842	56,83
ANDORRA	26.000	0	--	10.400	0	-100,00
HUNGARY	487.775	125.925	-287,35	233.183	90.092	-61,36
POLAND	1.824.768	2.029.794	10,10	1.192.602	1.502.434	25,98
ROMANIA	1.243.013	0	--	499.771	0	-100,00
BULGARIA	62.000	511.021	87,87	40.883	471.473	1.053,23
YUGOSLAVIA	0	87.876	100,00	0	42.270	--
ARMENIA	0	12.500	100,00	0	10.125	--
AZERBAIJAN	0	12.742	100,00	0	22.370	--
BELARUS	54.944	0	--	31.190	0	-100,00
KAZAKHSTAN	26.000	154.400	83,16	19.006	123.225	548,35
UKRAINE	861.555	743.893	-15,82	445.185	477.950	7,36
UZBEKISTAN	0	12.500	100,00	0	7.625	--
LITHUANIA	78.514	71.876	-9,24	53.274	48.313	-9,31
LATVIA	73.756	402.400	81,67	73.491	286.318	289,60
ESTONIA	344.240	0	--	175.302	0	-100,00
GEORGIA	0	26.850	100,00	0	5.961	--
CROATIA	33.819	104.637	67,68	16.167	91.901	468,45
BOSNIA AND HERZEGOVINA	40.000	33.000	-21,21	29.400	17.200	-41,50
MALTA	60.000	0	--	4.200	0	-100,00
SLOVAKIA	0	25.000	100,00	0	20.000	--
SLOVENIA	659.158	374.050	-76,22	306.462	267.174	-12,82
CZECH REPUBLIC	500.783	92.617	-440,70	251.250	79.404	-68,40
RUSSIA FEDERATION	5.686.748	4.204.631	-35,25	3.110.598	2.878.589	-7,46
-MINUMAN OLAHAN	54.229.422	57.003.206	4,87	28.768.265	31.701.299	10,20
JAPAN	15.544.086	20.775.797	25,18	9.399.332	9.693.415	3,13
HONG KONG	764.762	1.395.391	45,19	1.506.116	1.845.045	22,50
KOREA, REPUBLIC OF	52.757	29.646	-77,96	50.853	45.866	-9,81
TAIWAN	2.885.652	872.484	-230,74	1.913.028	632.802	-66,92
CHINA	1.557	2.949	47,20	4.626	3.484	-24,69
MONGOLIA	16.444	16.981	3,16	9.221	9.774	6,00
PAPUA NEW GUINEA	1.181.828	312.465	-278,23	2.290.689	2.691.608	17,50
THAILAND	2.759.872	1.032.082	-167,41	512.569	636.966	24,27
SINGAPORE	19.386.264	15.775.678	-22,89	5.750.100	5.667.718	-1,43
PHILIPPINES	1.295.106	1.230.780	-5,23	471.111	732.605	55,51
MALAYSIA	1.923.202	2.054.285	6,38	1.345.946	1.810.017	34,48
CAMBODIA	129.857	0	--	45.110	0	-100,00
BRUNEI DARUSSALAM	1.067.780	1.066.609	-0,11	650.263	586.010	-9,88
VIET NAM	237.616	813.081	70,78	393.330	1.192.285	203,13
MALDIVES	130.668	331.891	60,63	117.248	230.201	96,34
INDIA	5.455	19.346	71,80	9.022	15.063	66,96
PAKISTAN	5.560	0	--	29.919	0	-100,00

TABEL 5. PERKEMBANGAN EKSPOR INDONESIA MENURUT KOMODITI DAN NEGARA TUJUAN

JENIS BARANG	BERAT BERSIH (KG)		PERUB	NILAI FOB (US \$)		PERUB
	JAN-SEP 2006	JAN-SEP 2007	%	JAN-SEP 2006	JAN-SEP 2007	%
(1)	(2)	(3)	(4)	(5)	(6)	(7)
BANGLADESH	9.460	1.801	-425,26	23.466	910	-96,12
AFGHANISTAN	0	23.240	100,00	0	57.120	--
SAUDI ARABIA	50.177	255.815	80,39	31.920	123.878	288,09
JORDAN	6.720	10.017	32,91	23.038	33.890	47,10
LEBANON	26.817	24.588	-9,07	84.255	78.790	-6,49
YEMEN	0	210	100,00	0	276	--
OMAN	603.095	731.024	17,50	394.766	478.504	21,21
TURKEY	28.541	9.600	-197,30	81.446	29.270	-64,06
UNITED ARAB EMIRATES	870.039	1.135.957	23,41	1.055.802	1.424.088	34,88
QATAR	36.552	57.239	36,14	23.926	30.325	26,74
BAHRAIN	43.663	36.552	-19,45	28.903	23.926	-17,22
LIBYAN ARAB JAMAHIRIYA	27.137	4.920	-451,57	74.073	83.718	13,02
TOGO	16	35.876	99,96	20	25.662	128.210,00
GHANA	0	17.664	100,00	0	13.455	--
CAMEROON	2.822	0	--	2.150	0	-100,00
SIERRA LEONE	34.560	35.328	2,17	25.775	26.910	4,40
SENEGAL	47.193	14.410	-227,50	47.611	7.281	-84,71
BENIN	72.186	51.987	-38,85	79.234	35.908	-54,68
GAMBIA	2.160	2.311	6,53	4.044	4.694	16,07
UGANDA	0	419	100,00	0	255	--
CENTRAL AFRICAN REPUBLIC	0	2.653	100,00	0	6.878	--
SOUTH AFRICA	59.846	17.932	-233,74	38.581	9.563	-75,21
COMOROS	0	4.544	100,00	0	800	--
AUSTRALIA	2.935.587	7.400.832	60,33	709.842	2.253.037	217,40
NEW ZEALAND	6.500	5.583	-16,42	12.214	17.933	46,82
MICRONESIA, FEDERATED STATES OF	0	5.127	100,00	0	10.767	--
GUAM	0	9.692	100,00	0	9.540	--
NORTHERN MARIANA ISLANDS	41.160	163	-25.151,53	8.797	360	-95,91
VANUATU	115.108	188.285	38,87	23.440	55.958	138,73
AMERICAN SAMOA	66.994	79.740	15,98	9.117	15.076	65,36
FIJI	19	27.146	99,93	164	8.951	5.357,93
KIRIBATI	758	0	--	1.044	0	-100,00
SAMOA	0	2.887	100,00	0	4.572	--
SOLOMON ISLANDS	397.715	598.136	33,51	237.915	254.940	7,16
TONGA	159.577	54.956	-190,37	49.441	30.089	-39,14
EAST TIMOR	388.212	6.603	-5.779,33	79.655	1.860	-97,66
UNITED STATES	366.071	126.462	-189,47	263.689	127.543	-51,63
CANADA	84.743	19.711	-329,93	145.139	37.052	-74,47
SURINAME	0	18.127	100,00	0	8.980	--
BELIZE	40	0	--	383	0	-100,00
DOMINICAN REPUBLIC	0	9.550	100,00	0	10.200	--
HAITI	28.648	0	--	29.100	0	-100,00
CAPE VERDE	0	15.293	100,00	0	8.424	--
DOMINICA	0	2.171	100,00	0	2.194	--
UNITED KINGDOM	55.652	9.639	-477,36	49.454	9.161	-81,48
NETHERLANDS	192.767	164.484	-17,19	223.861	229.779	2,64
FRANCE	0	300	100,00	0	15	--
GERMANY, FED. REP. OF	42.861	515	-8.222,52	91.249	623	-99,32
AUSTRIA	110	0	--	349	0	-100,00
BELGIUM	1.978	0	--	10.201	0	-100,00
SWITZERLAND	133	0	--	1.625	0	-100,00
SWEDEN	0	298	100,00	0	400	--
FINLAND	352	0	--	679	0	-100,00
IRELAND	160	169	5,33	111	104	-6,31
ITALY	0	26	100,00	0	5	--
SPAIN	23.902	39.452	39,41	180.586	239.163	32,44
GREECE	8.460	6.028	-40,35	82.048	43.113	-47,45
BULGARIA	0	8.279	100,00	0	32.500	--
ESTONIA	2.465	0	--	40.669	0	-100,00
-ROKOK DAN TEMBAKAU OLAHAN	53.876.920	53.569.402	-0,57	215.163.754	275.311.727	27,95
JAPAN	198.507	292.017	32,02	2.211.610	3.911.910	76,88
HONG KONG	4.878	10.169	52,03	41.198	136.756	231,95
KOREA, DEMOCRATIC PEOPLE'S REPL	70	90	22,22	272	396	45,59
KOREA, REPUBLIC OF	45.473	6.974	-552,04	233.393	50.611	-78,32
TAIWAN	22.206	9.918	-123,90	104.085	60.876	-41,51
CHINA	16.400	1.349	-1.115,72	85.368	7.110	-91,67
MACAU	37.879	57.426	34,04	168.968	259.711	53,70
PAPUA NEW GUINEA	29.999	0	--	118.800	0	-100,00
THAILAND	3.081.256	4.809.128	35,93	10.029.650	17.777.947	77,25
SINGAPORE	3.992.225	4.646.327	14,08	42.077.166	57.038.196	35,56
PHILIPPINES	4.063.697	2.182.317	-86,21	16.767.221	10.061.060	-40,00
MALAYSIA	6.529.187	6.806.972	4,08	39.846.705	45.303.888	13,70
MYANMAR (FORM. BURMA)	1.104.000	0	--	2.561.280	0	-100,00
CAMBODIA	14.842.824	16.549.047	10,31	47.353.079	60.786.920	28,37
BRUNEI DARUSSALAM	22.464	34.709	35,28	179.744	324.359	80,46
LAO PEOPLE'S DEMOCRATIC REPUBLI	0	154	100,00	0	580	--
VIET NAM	346.637	1.821.222	80,97	2.552.220	10.809.093	323,52

TABEL 5. PERKEMBANGAN EKSPOR INDONESIA MENURUT KOMODITI DAN NEGARA TUJUAN

JENIS BARANG	BERAT BERSIH (KG)		PERUB	NILAI FOB (US \$)		PERUB
	JAN-SEP 2006	JAN-SEP 2007	%	JAN-SEP 2006	JAN-SEP 2007	%
(1)	(2)	(3)	(4)	(5)	(6)	(7)
INDIA	779	0	--	5.780	0	-100,00
PAKISTAN	1.200	213.259	99,44	4.290	901.799	20.920,96
BANGLADESH	1.131	0	--	6.910	0	-100,00
SRI LANKA	49.440	52.227	5,34	660.865	918.950	39,05
SAUDI ARABIA	62.162	96.361	35,49	744.930	1.582.205	112,40
JORDAN	1.229.487	374.344	-228,44	4.077.205	1.434.735	-64,81
LEBANON	38.304	51.072	25,00	130.200	194.040	49,03
TURKEY	2.037.973	2.492.239	18,23	6.982.255	9.878.500	41,48
UNITED ARAB EMIRATES	248.955	191.881	-29,74	862.711	1.480.128	71,57
QATAR	791	2.434	67,50	8.948	24.278	171,32
BAHRAIN	77	0	--	1.128	0	-100,00
CYPRUS	0	68	100,00	0	1.540	--
EGYPT	0	127.928	100,00	0	186.962	--
TUNISIA	0	52.115	100,00	0	85.570	--
ALGERIA	130.000	70.000	-85,71	52.000	101.500	95,19
MADAGASCAR	9.001	0	--	6.301	0	-100,00
SOUTH AFRICA	40.275	40.473	0,49	87.704	34.771	-60,35
MAURITIUS	40	0	--	3.168	0	-100,00
AUSTRALIA	869.913	1.608.395	45,91	2.962.779	5.383.294	81,70
EAST TIMOR	22.886	0	--	495.958	0	-100,00
UNITED STATES	5.320.047	3.527.760	-50,81	8.655.204	12.421.782	43,52
CANADA	37.989	37.475	-1,37	200.820	193.174	-3,81
MEXICO	4.200	0	--	33.600	0	-100,00
HONDURAS	18.000	26.515	32,11	33.604	48.150	43,29
NICARAGUA	0	72.202	100,00	0	187.066	--
PANAMA	15.999	16.197	1,22	129.185	130.750	1,21
SURINAME	570	920	38,04	2.650	5.008	88,98
CHILE	75	152	50,66	2.331	574	-75,38
ARGENTINA	135.336	67	-201.894,03	223.593	2.502	-98,88
BRAZIL	44.692	129.833	65,58	223.086	642.726	188,11
BOLIVIA	5.902	5.010	-17,80	53.290	56.400	5,84
PARAGUAY	94.440	257.174	63,28	1.594.080	2.812.788	76,45
PUERTO RICO	1.285.997	594.022	-116,49	1.131.917	891.040	-21,28
DOMINICAN REPUBLIC	66.584	176.008	62,17	627.178	2.917.916	365,25
ARUBA	0	95	100,00	0	403	--
UNITED KINGDOM	27.370	470	-5.723,40	52.559	7.410	-85,90
NETHERLANDS	1.416.361	1.103.172	-28,39	5.764.698	5.789.210	0,43
FRANCE	53.475	39.683	-34,76	70.261	55.945	-20,38
GERMANY, FED. REP. OF	1.265.761	1.496.509	15,42	3.318.082	6.980.442	110,38
AUSTRIA	209.318	1.402	-14.829,96	379.751	18.485	-95,13
BELGIUM	1.018.990	1.424.490	28,47	3.854.285	5.628.327	46,03
SWITZERLAND	33.725	82.303	59,02	51.917	162.826	213,63
LUXEMBOURG	198.719	0	--	405.216	0	-100,00
DENMARK	73.086	97.655	25,16	1.241.465	1.851.350	49,13
NORWAY	98.962	118.928	16,79	174.934	350.844	100,56
ITALY	19.204	11.967	-60,47	31.686	48.208	52,14
SPAIN	36.107	154.440	76,62	314.875	2.139.078	579,34
PORTUGAL	37	43.200	99,91	347	184.086	52.950,72
HUNGARY	870	1.012	14,03	11.057	16.368	48,03
POLAND	62.748	216.594	71,03	166.892	1.122.898	572,83
ROMANIA	0	20.086	100,00	0	102.888	--
ALBANIA	19.800	0	--	38.610	0	-100,00
BELARUS	57.420	0	--	53.856	0	-100,00
KAZAKHSTAN	118.800	19.800	-500,00	172.854	9.900	-94,27
UKRAINE	414.600	76.299	-443,39	778.572	62.900	-91,92
LITHUANIA	35	75	53,33	630	1.992	216,19
LATVIA	115.640	0	--	33.820	0	-100,00
ESTONIA	34	0	--	1.012	0	-100,00
CZECH REPUBLIC	1.286	1.542	16,60	16.727	25.832	54,43
RUSSIA FEDERATION	2.524.625	1.215.730	-107,66	3.895.219	1.704.774	-56,23
-DAGING TERNAK	3.486.304	3.532.339	1,30	13.089.059	13.959.585	6,65
JAPAN	15.712	4.741	-231,41	79.425	53.356	-32,82
HONG KONG	95.415	134.651	29,14	195.978	197.279	0,66
KOREA, REPUBLIC OF	38.601	25.848	-49,34	230.157	209.000	-9,19
TAIWAN	9.619	0	--	11.808	0	-100,00
THAILAND	9	0	--	600	0	-100,00
SINGAPORE	45.287	17.762	-154,97	139.833	60.048	-57,06
PHILIPPINES	2	40.000	100,00	30	10.000	33.233,33
MALAYSIA	64.240	23.116	-177,90	61.351	27.344	-55,43
SRI LANKA	25	0	--	2.000	0	-100,00
BURKINA FASO	19.078	0	--	71.679	0	-100,00
AUSTRALIA	1.079	0	--	2.059	0	-100,00
UNITED STATES	74.813	3.294	-2.171,19	570.798	29.071	-94,91
CANADA	37.200	58.692	36,62	144.638	295.200	104,10
UNITED KINGDOM	12.240	1.521	-704,73	85.779	16.166	-81,15
NETHERLANDS	460.820	783.145	41,16	1.763.843	3.192.234	80,98
FRANCE	854.305	752.878	-13,47	3.427.521	3.343.523	-2,45

TABEL 5. PERKEMBANGAN EKSPOR INDONESIA MENURUT KOMODITI DAN NEGARA TUJUAN

JENIS BARANG	BERAT BERSIH (KG)		PERUB	NILAI FOB (US \$)		PERUB
	JAN-SEP 2006	JAN-SEP 2007	%	JAN-SEP 2006	JAN-SEP 2007	%
(1)	(2)	(3)	(4)	(5)	(6)	(7)
BELGIUM	1.675.606	1.625.462	-3,08	6.004.629	6.266.666	4,36
SWITZERLAND	18.461	47.079	60,79	69.604	192.906	177,15
SPAIN	63.792	14.150	-350,83	227.327	66.792	-70,62
-DAGING UNGGAS	270	81.678	99,67	277.723	50.384	-81,86
HONG KONG	0	26.000	100,00	0	7.800	--
KOREA, REPUBLIC OF	4	0	--	20	0	-100,00
UNITED STATES	157	55.650	99,72	137.300	26.184	-80,93
CANADA	108	28	-285,71	140.400	16.400	-88,32
NETHERLANDS	1	0	--	3	0	-100,00
-IKAN OLAHAN	113.119.757	134.522.523	15,91	370.716.223	446.030.121	20,32
JAPAN	23.638.570	27.786.881	14,93	71.567.629	89.928.848	25,66
HONG KONG	1.405.425	1.522.173	7,67	6.501.653	8.570.333	31,82
KOREA, REPUBLIC OF	1.796.780	2.955.257	39,20	2.276.093	3.953.815	73,71
TAIWAN	1.239.190	2.252.826	44,99	1.472.618	2.994.801	103,37
CHINA	1.343.191	1.734.241	22,55	2.186.583	1.713.766	-21,62
THAILAND	3.247.913	5.478.140	40,71	1.182.971	2.516.465	112,72
SINGAPORE	5.936.560	5.835.635	-1,73	8.979.745	9.900.344	10,25
PHILIPPINES	140.238	82.080	-70,86	153.541	116.819	-23,92
MALAYSIA	3.515.905	4.613.134	23,78	2.491.986	6.523.727	161,79
CAMBODIA	14.367	12.943	-11,00	4.510	4.175	-7,43
BRUNEI DARUSSALAM	278	2.946	90,56	298	2.600	772,48
VIET NAM	433.584	879.662	50,71	866.377	1.400.127	61,61
MALDIVES	2.249	1.851	-21,50	3.990	2.977	-25,39
INDIA	1.000	0	--	103	0	-100,00
PAKISTAN	26.000	0	--	20.800	0	-100,00
BANGLADESH	0	380.000	100,00	0	129.620	--
SRI LANKA	3.101.895	4.582.959	32,32	1.971.120	3.476.630	76,38
IRAN (ISLAMIC REPUBLIC OF)	0	40.000	100,00	0	132.400	--
SAUDI ARABIA	2.268.039	2.565.804	11,61	7.755.815	8.391.452	8,20
KUWAIT	24.053	107.832	77,69	32.761	188.037	473,97
JORDAN	1.957.777	2.124.475	7,85	4.760.558	6.095.461	28,04
LEBANON	66.543	24.927	-166,95	181.490	104.103	-42,64
YEMEN	10.008	555.350	98,20	13.010	1.149.814	8.737,92
OMAN	52.000	106.920	51,37	43.280	147.510	240,83
SYRIA ARAB REPUBLIC	0	57.000	100,00	0	105.750	--
UNITED ARAB EMIRATES	159.404	130.636	-22,02	336.687	506.949	50,57
QATAR	0	29.983	100,00	0	68.417	--
BAHRAIN	10.336	0	--	22.690	0	-100,00
CYPRUS	23.257	8.681	-167,91	69.195	27.497	-60,26
EGYPT	94.569	407.687	76,80	136.521	769.124	463,37
LIBYAN ARAB JAMAHIRIYA	3.386.481	2.955.778	-14,57	7.558.774	7.607.696	0,65
MOROCCO	112.820	45.583	-147,50	131.253	60.500	-53,91
ALGERIA	20.000	50.060	60,05	31.200	100.646	222,58
NAMIBIA	141.410	105.864	-33,58	496.221	289.938	-41,57
MADAGASCAR	0	31.000	100,00	0	28.000	--
KENYA	0	19.000	100,00	0	36.567	--
REUNION	171.384	77.464	-121,24	719.307	397.983	-44,67
MOZAMBIQUE	58.032	0	--	68.640	0	-100,00
EQUATORIAL GUINEA	0	77.500	100,00	0	74.100	--
TOGO	0	201.445	100,00	0	195.906	--
GHANA	234.136	2.502.090	90,64	245.085	2.504.509	921,89
LIBERIA	0	61.868	100,00	0	56.586	--
ANGOLA	0	112.022	100,00	0	108.218	--
CONGO	0	119.940	100,00	0	116.200	--
CAMEROON	80.245	428.792	81,29	80.439	440.180	447,22
NIGERIA	26.350	41.850	37,04	11.900	41.000	244,54
SIERRA LEONE	0	15.499	100,00	0	22.050	--
GABON	34.811	183.970	81,08	32.082	173.076	439,48
COTE D'IVOIRE	0	106.872	100,00	0	127.372	--
SENEGAL	0	114.184	100,00	0	101.210	--
BENIN	0	77.500	100,00	0	71.274	--
SAO TOME AND PRINCIPE	0	86.079	100,00	0	74.988	--
SOUTH AFRICA	99.434	346.246	71,28	155.708	690.318	343,34
MALAWI	31.000	0	--	33.000	0	-100,00
BURUNDI	16.368	0	--	22.325	0	-100,00
MAURITIUS	244.827	140.664	-74,05	230.652	208.798	-9,47
AUSTRALIA	1.017.679	1.314.563	22,58	3.225.613	5.058.289	56,82
NEW ZEALAND	154.291	119.385	-29,24	296.393	359.217	21,20
GUAM	0	26.000	100,00	0	20.800	--
FIJI	80.500	115.495	30,30	64.043	122.135	90,71
SAMOA	0	18.156	100,00	0	16.910	--
EAST TIMOR	23.495	39.999	41,26	45.959	140.150	204,95
UNITED STATES	38.023.767	39.891.757	4,68	186.545.186	211.924.797	13,61
CANADA	1.620.035	1.900.528	14,76	6.010.699	7.071.280	17,64
MEXICO	162.323	453.953	64,24	603.006	1.403.429	132,74
GUATEMALA	33.293	0	--	38.189	0	-100,00

TABEL 5. PERKEMBANGAN EKSPOR INDONESIA MENURUT KOMODITI DAN NEGARA TUJUAN

JENIS BARANG	BERAT BERSIH (KG)		PERUB	NILAI FOB (US \$)		PERUB
	JAN-SEP 2006	JAN-SEP 2007	%	JAN-SEP 2006	JAN-SEP 2007	%
(1)	(2)	(3)	(4)	(5)	(6)	(7)
PANAMA	136.686	19.628	-596,38	188.805	98.905	-47,62
SURINAME	0	16.194	100,00	0	13.514	--
CHILE	0	10.713	100,00	0	6.113	--
BOLIVIA	0	17.396	100,00	0	59.857	--
TRINIDAD AND TOBAGO	50.415	0	--	20.166	0	-100,00
BAHAMAS	0	33.930	100,00	0	116.604	--
PUERTO RICO	431.243	342.471	-25,92	2.285.142	1.519.472	-33,51
DOMINICAN REPUBLIC	57.722	45.417	-27,09	227.814	222.486	-2,34
DOMINICA	0	3.262	100,00	0	3.298	--
MARTINIQUE	122.599	121.196	-1,16	388.287	342.002	-11,92
GUADELOUPE	19.460	0	--	29.190	0	-100,00
UNITED KINGDOM	2.112.487	2.333.915	9,49	8.193.327	10.255.435	25,17
NETHERLANDS	1.953.737	1.815.214	-7,63	7.801.091	6.036.030	-22,63
FRANCE	1.051.401	1.124.440	6,50	2.066.168	1.680.972	-18,64
GERMANY, FED. REP. OF	5.097.730	7.020.483	27,39	10.989.820	15.456.216	40,64
AUSTRIA	0	15.857	100,00	0	34.360	--
BELGIUM	2.225.274	2.932.241	24,11	10.167.839	14.623.790	43,82
SWITZERLAND	29.608	0	--	49.656	0	-100,00
LUXEMBOURG	59.994	0	--	191.400	0	-100,00
DENMARK	324.826	294.811	-10,18	1.274.373	1.232.659	-3,27
NORWAY	59.184	0	--	443.464	0	-100,00
SWEDEN	93.802	96.377	2,67	613.709	609.685	-0,66
FINLAND	0	17.660	100,00	0	45.303	--
IRELAND	18.048	10.468	-72,41	30.850	128.216	315,61
ITALY	822.225	288.105	-185,39	1.426.668	601.436	-57,84
SPAIN	664.076	436.676	-52,08	1.582.786	1.727.343	9,13
PORTUGAL	69.956	10.000	-599,56	162.618	5.000	-96,93
GREECE	64.792	15.363	-321,74	131.895	37.919	-71,25
DEMOCRATIC REPUBLIC OF THE CONG	98.055	206.019	52,40	98.169	199.934	103,66
POLAND	118.614	178.075	33,39	631.206	404.669	-35,89
ROMANIA	32.634	0	--	45.298	0	-100,00
BULGARIA	224.597	237.606	5,48	458.869	501.083	9,20
AZERBAIJAN	0	46.500	100,00	0	42.000	--
UKRAINE	0	74.265	100,00	0	134.266	--
LITHUANIA	15.500	10.317	-50,24	117.125	78.535	-32,95
ESTONIA	39.225	6.920	-466,84	105.427	33.100	-68,60
CROATIA	0	20.000	100,00	0	62.150	--
MALTA	41.910	0	--	49.381	0	-100,00
SLOVENIA	182.976	81.789	-123,72	282.019	143.122	-49,25
CZECH REPUBLIC	32.634	13.871	-135,27	45.298	78.940	74,27
RUSSIA FEDERATION	586.535	564.215	-3,96	940.665	930.024	-1,13
-BERAS GILING	816.864	205.207	-298,07	438.079	130.819	-70,14
JAPAN	0	33.844	100,00	0	9.625	--
HONG KONG	1.421	246	-477,64	2.453	432	-82,39
KOREA, REPUBLIC OF	0	2	100,00	0	2	--
TAIWAN	380.299	0	--	159.757	0	-100,00
SINGAPORE	205.750	68.499	-200,37	135.949	60.442	-55,54
MALAYSIA	229.223	102.254	-124,17	139.769	60.059	-57,03
UNITED ARAB EMIRATES	0	2	100,00	0	10	--
SUDAN	0	312	100,00	0	98	--
EAST TIMOR	107	0	--	72	0	-100,00
NETHERLANDS	64	0	--	79	0	-100,00
FRANCE	0	9	100,00	0	5	--
AUSTRIA	0	39	100,00	0	146	--
-KOPI OLAHAN	110.748	99.876	-10,89	196.284	227.568	15,94
JAPAN	0	634	100,00	0	3.011	--
HONG KONG	5.860	2.375	-146,74	5.510	2.500	-54,63
KOREA, REPUBLIC OF	0	3.525	100,00	0	12.419	--
TAIWAN	25.020	0	--	30.472	0	-100,00
CHINA	36.120	10.430	-246,31	47.243	31.757	-32,78
THAILAND	0	49	100,00	0	892	--
SINGAPORE	36.001	69.025	47,84	93.751	113.670	21,25
PHILIPPINES	0	1.440	100,00	0	7.500	--
IRAN (ISLAMIC REPUBLIC OF)	0	11.000	100,00	0	54.120	--
SOLOMON ISLANDS	7.560	0	--	19.215	0	-100,00
UNITED STATES	0	1.398	100,00	0	1.699	--
GERMANY, FED. REP. OF	187	0	--	93	0	-100,00
-TEH OLAHAN	43.168.477	24.254.935	-77,98	66.864.476	44.941.970	-32,79
JAPAN	367.689	455.203	19,23	658.489	841.253	27,76
HONG KONG	2.384	1.648	-44,66	7.297	15.010	105,70
KOREA, REPUBLIC OF	12.200	6.509	-87,43	21.953	15.646	-28,73
TAIWAN	423.775	421.506	-0,54	1.190.253	1.016.526	-14,60
CHINA	32.960	84.915	61,18	45.651	79.970	75,18
MONGOLIA	17.567	33.161	47,03	94.506	169.282	79,12
THAILAND	31.507	42.481	25,83	176.810	220.661	24,80

TABEL 5. PERKEMBANGAN EKSPOR INDONESIA MENURUT KOMODITI DAN NEGARA TUJUAN

JENIS BARANG	BERAT BERSIH (KG)		PERUB	NILAI FOB (US \$)		PERUB
	JAN-SEP 2006	JAN-SEP 2007	%	JAN-SEP 2006	JAN-SEP 2007	%
(1)	(2)	(3)	(4)	(5)	(6)	(7)
SINGAPORE	585.239	439.200	-33,25	1.834.833	1.435.707	-21,75
PHILIPPINES	38.031	56.465	32,65	371.099	352.711	-4,96
MALAYSIA	2.714.799	2.565.131	-5,83	4.378.038	4.709.886	7,58
CAMBODIA	1.067	7.347	85,48	5.536	36.943	567,32
BRUNEI DARUSSALAM	880	971	9,37	1.500	6.185	312,33
VIET NAM	187.600	298.242	37,10	902.845	1.347.476	49,25
INDIA	712.580	788.210	9,60	1.059.013	1.167.100	10,21
PAKISTAN	6.325.434	2.353.164	-168,81	8.989.412	3.713.403	-58,69
SRI LANKA	83.584	312.863	73,28	138.647	515.469	271,79
AFGHANISTAN	464.518	357.726	-29,85	555.583	458.170	-17,53
IRAQ	1.412.582	0	--	1.992.970	0	-100,00
IRAN (ISLAMIC REPUBLIC OF)	90.350	66.140	-36,60	105.322	105.028	-0,28
SAUDI ARABIA	96.014	64.234	-49,48	252.195	242.582	-3,81
KUWAIT	10.400	0	--	11.190	0	-100,00
YEMEN	39.180	0	--	66.035	0	-100,00
TURKEY	184.960	174.598	-5,93	282.695	242.669	-14,16
UNITED ARAB EMIRATES	1.059.824	620.190	-70,89	1.669.705	891.425	-46,61
EGYPT	775.560	353.080	-119,66	1.106.129	481.090	-56,51
BENIN	0	432	100,00	0	250	--
AUSTRALIA	1.929.289	1.879.023	-2,68	6.855.031	7.354.711	7,29
NEW ZEALAND	643.811	456.551	-41,02	1.987.081	1.498.939	-24,57
GUAM	27	1	-2.600,00	1.004	251	-75,00
FIJI	64.840	55.000	-17,89	69.846	77.770	11,34
SOLOMON ISLANDS	812	2.956	72,53	1.580	3.177	101,08
EAST TIMOR	2.135	0	--	1.991	0	-100,00
UNITED STATES	2.983.940	2.691.423	-10,87	3.484.365	3.634.962	4,32
CANADA	287.021	341.920	16,06	315.043	401.117	27,32
SURINAME	5.905	11.369	48,06	21.404	79.011	269,14
CHILE	219.200	166.960	-31,29	336.221	267.692	-20,38
PUERTO RICO	540	540	0,00	756	891	17,86
UNITED KINGDOM	8.204.268	3.264.157	-151,34	11.238.255	4.713.674	-58,06
NETHERLANDS	3.123.757	1.767.838	-76,70	4.015.103	2.668.952	-33,53
GERMANY, FED. REP. OF	804.008	471.771	-70,42	881.604	642.032	-27,17
AUSTRIA	0	28	100,00	0	105	--
BELGIUM	12.500	0	--	11.088	0	-100,00
SWEDEN	0	115	100,00	0	155	--
FINLAND	0	761.632	100,00	0	1.189.963	--
IRELAND	227.240	0	--	377.275	0	-100,00
ITALY	83	595	86,05	207	1.398	575,36
POLAND	1.848.460	639.137	-189,21	2.686.401	1.148.120	-57,26
KAZAKHSTAN	71.520	0	--	79.152	0	-100,00
KYRGYZSTAN	48.960	49.180	0,45	62.424	71.383	14,35
UKRAINE	430.439	209.212	-105,74	478.770	229.514	-52,06
UZBEKISTAN	162.180	54.272	-198,83	259.210	89.006	-65,66
LATVIA	32.700	0	--	34.494	0	-100,00
RUSSIA FEDERATION	6.394.158	1.927.839	-231,67	7.748.465	2.804.705	-63,80
-GULA PASIR	932.760	252.789	-268,99	555.055	309.292	-44,28
JAPAN	3.538	4.957	28,63	3.538	28.912	717,18
HONG KONG	8.139	11.803	31,04	13.676	19.906	45,55
KOREA, REPUBLIC OF	821	1.933	57,53	2.816	5.380	91,05
SINGAPORE	12.007	18.732	35,90	13.328	18.954	42,21
PHILIPPINES	0	63	100,00	0	387	--
MALAYSIA	776.875	44.560	-1.643,44	364.102	29.621	-91,86
SAUDI ARABIA	3.831	0	--	2.950	0	-100,00
UNITED ARAB EMIRATES	168	0	--	400	0	-100,00
AUSTRALIA	30.523	18.102	-68,62	54.959	37.862	-31,11
COOK ISLANDS	1.728	0	--	1.518	0	-100,00
TONGA	0	1.594	100,00	0	1.590	--
UNITED STATES	19.689	13.538	-45,44	65.979	51.613	-21,77
CANADA	73.158	122.791	40,42	28.849	77.260	167,81
NETHERLANDS	2.283	14.355	84,10	2.940	32.170	994,22
SPAIN	0	361	100,00	0	5.637	--
-GULA LAINNYA	143.742.948	5.664.805	-2.437,47	5.599.636	3.673.685	-34,39
JAPAN	245.734	128.613	-91,06	161.760	85.908	-46,89
HONG KONG	197.292	195.003	-1,17	130.574	190.805	46,13
KOREA, REPUBLIC OF	162	2.458	93,41	504	6.083	1.106,94
TAIWAN	67.608.000	1.000	-6.760.700,00	1.396.080	500	-99,96
CHINA	277.500	222.000	-25,00	159.678	110.739	-30,65
PAPUA NEW GUINEA	70.687	304	-23.152,30	96.124	2.996	-96,88
THAILAND	1.579.440	727.487	-117,11	668.859	434.874	-34,98
SINGAPORE	514.795	630.809	18,39	324.973	427.614	31,58
PHILIPPINES	12.598	129.732	90,29	28.428	62.493	119,83
MALAYSIA	775.583	626.930	-23,71	308.051	347.073	12,67
CAMBODIA	0	900	100,00	0	1.440	--
BRUNEI DARUSSALAM	0	1.139	100,00	0	7.985	--
VIET NAM	363.049	574.531	36,81	144.083	295.657	105,20

TABEL 5. PERKEMBANGAN EKSPOR INDONESIA MENURUT KOMODITI DAN NEGARA TUJUAN

JENIS BARANG	BERAT BERSIH (KG)		PERUB	NILAI FOB (US \$)		PERUB
	JAN-SEP 2006	JAN-SEP 2007	%	JAN-SEP 2006	JAN-SEP 2007	%
(1)	(2)	(3)	(4)	(5)	(6)	(7)
MALDIVES	26.534	32.167	17,51	11.190	14.812	32,37
INDIA	0	728.023	100,00	0	721.038	--
PAKISTAN	2.110	2.246	6,06	7.385	3.585	-51,46
SAUDI ARABIA	7.248	31.035	76,65	6.425	18.446	187,10
KUWAIT	696	37.045	98,12	3.750	14.470	285,87
JORDAN	50.999	0	--	21.615	0	-100,00
TURKEY	163.000	199.000	18,09	69.034	93.842	35,94
UNITED ARAB EMIRATES	0	57.000	100,00	0	25.881	--
TANZANIA, UNITED REPUBLIC OF	18.000	0	--	6.964	0	-100,00
BENIN	0	1.645	100,00	0	950	--
SEYCHELLES	1.961	0	--	7.595	0	-100,00
SOUTH AFRICA	54.000	18.500	-191,89	21.285	9.003	-57,70
AUSTRALIA	229.294	364.097	37,02	127.442	247.380	94,11
NEW ZEALAND	64.000	267.500	76,07	33.988	125.560	269,42
VANUATU	17.660	0	--	19.623	0	-100,00
AMERICAN SAMOA	0	5.007	100,00	0	9.356	--
COOK ISLANDS	15.898	4.734	-235,83	13.959	5.884	-57,85
SAMOA	0	421	100,00	0	317	--
SOLOMON ISLANDS	1.320	0	--	1.637	0	-100,00
TONGA	0	36.769	100,00	0	28.642	--
EAST TIMOR	18.529	0	--	7.973	0	-100,00
UNITED STATES	71.167.471	311.037	-22.780,71	1.701.669	161.911	-90,49
CANADA	51.128	24.700	-107,00	19.150	12.618	-34,11
SURINAME	119	67	-77,61	555	555	0,00
CHILE	7.057	0	--	2.525	0	-100,00
TRINIDAD AND TOBAGO	188	0	--	1.660	0	-100,00
UNITED KINGDOM	51.500	70.750	27,21	22.623	41.196	82,10
NETHERLANDS	19.621	47.039	58,29	17.502	82.958	373,99
GERMANY, FED. REP. OF	57	0	--	261	0	-100,00
AUSTRIA	0	17	100,00	0	220	--
SWITZERLAND	0	100	100,00	0	479	--
NORWAY	125.500	148.000	15,20	52.192	65.430	25,36
SPAIN	4.218	37.000	88,60	2.520	14.985	494,64
-MAKANAN OLAHAN LAINNYA	221.710.912	241.019.186	8,01	342.669.274	387.644.473	13,12
JAPAN	9.042.411	14.342.172	36,95	10.842.958	15.400.655	42,03
HONG KONG	5.514.132	5.493.070	-0,38	27.451.702	25.649.730	-6,56
KOREA, DEMOCRATIC PEOPLE'S REPL	40	30.205	99,87	189	26.879	14.121,69
KOREA, REPUBLIC OF	3.519.023	4.026.855	12,61	4.248.152	4.363.694	2,72
TAIWAN	11.720.166	17.052.737	31,27	17.671.584	22.446.883	27,02
CHINA	4.146.080	9.132.479	54,60	2.428.995	7.825.866	222,19
MONGOLIA	97.101	39.697	-144,61	98.802	61.204	-38,05
MACAU	6.322	4.872	-29,76	12.461	232.555	1.766,26
PAPUA NEW GUINEA	1.171.782	1.906.537	38,54	1.289.581	2.428.341	88,30
THAILAND	8.145.324	8.181.755	0,45	15.961.354	15.338.816	-3,90
SINGAPORE	17.073.062	15.099.807	-13,07	32.956.871	40.937.954	24,22
PHILIPPINES	26.798.645	28.634.276	6,41	34.154.788	45.644.799	33,64
MALAYSIA	37.573.137	41.770.678	10,05	42.152.564	49.418.042	17,24
MYANMAR (FORM. BURMA)	102.366	107.542	4,81	312.560	374.805	19,91
CAMBODIA	7.933	42.269	81,23	190.927	325.199	70,33
BRUNEI DARUSSALAM	3.154.867	2.672.520	-18,05	4.403.851	3.959.126	-10,10
LAO PEOPLE'S DEMOCRATIC REPUBLI	120.000	0	--	631.898	0	-100,00
NEPAL	19.499	18.192	-7,18	22.037	20.360	-7,61
VIET NAM	4.937.533	6.937.958	28,83	9.382.571	13.191.533	40,60
MALDIVES	762.391	898.076	15,11	1.015.715	1.178.421	16,02
INDIA	2.995.222	1.242.382	-141,09	2.153.070	1.533.494	-28,78
PAKISTAN	806.408	758.475	-6,32	1.353.684	1.382.523	2,13
BANGLADESH	380.951	418.334	8,94	402.597	476.408	18,33
SRI LANKA	510.306	323.209	-57,89	665.666	467.490	-29,77
AFGHANISTAN	125.657	141.900	11,45	199.233	241.269	21,10
IRAQ	12.909	0	--	24.344	0	-100,00
IRAN (ISLAMIC REPUBLIC OF)	110.697	93.228	-18,74	110.473	122.085	10,51
SAUDI ARABIA	10.866.435	10.638.664	-2,14	16.103.246	19.329.068	20,03
KUWAIT	1.261.022	981.259	-28,51	1.731.352	1.571.688	-9,22
JORDAN	1.023.562	1.236.894	17,25	1.476.954	2.068.424	40,05
LEBANON	170.346	245.255	30,54	308.071	586.316	90,32
YEMEN	299.823	491.150	38,95	511.759	621.162	21,38
OMAN	170.482	157.103	-8,52	219.526	254.213	15,80
SYRIA ARAB REPUBLIC	14.213	174.309	91,85	3.655	114.449	3.031,30
TURKEY	378.490	556.563	32,00	523.284	518.085	-0,99
UNITED ARAB EMIRATES	4.281.995	4.901.093	12,63	6.694.544	7.234.229	8,06
QATAR	585.097	289.766	-101,92	684.201	418.570	-38,82
BAHRAIN	338.036	371.292	8,96	380.651	463.860	21,86
CYPRUS	16.028	35.123	54,37	23.205	48.331	108,28
EGYPT	320.004	303.491	-5,44	452.302	500.738	10,71
LIBYAN ARAB JAMAHIRIYA	47.444	85.167	44,29	100.075	149.106	48,99
MOROCCO	154.872	271.238	42,90	174.816	182.811	4,57
TUNISIA	25.468	26.320	3,24	39.463	31.293	-20,70

TABEL 5. PERKEMBANGAN EKSPOR INDONESIA MENURUT KOMODITI DAN NEGARA TUJUAN

JENIS BARANG	BERAT BERSIH (KG)		PERUB	NILAI FOB (US \$)		PERUB
	JAN-SEP 2006	JAN-SEP 2007	%	JAN-SEP 2006	JAN-SEP 2007	%
(1)	(2)	(3)	(4)	(5)	(6)	(7)
ALGERIA	4.608	439.648	98,95	14.400	174.595	1.112,47
SUDAN	9.680	29.377	67,05	36.972	66.333	79,41
NAMIBIA	6.264	6.240	-0,38	11.736	8.520	-27,40
ETHIOPIA	17.424	0	--	23.796	0	-100,00
TANZANIA, UNITED REPUBLIC OF	66.071	66.766	1,04	110.979	80.058	-27,86
MADAGASCAR	25.868	124.856	79,28	19.565	154.124	687,75
KENYA	124.824	156.843	20,41	190.731	212.736	11,54
MOZAMBIQUE	23.415	0	--	39.029	0	-100,00
TOGO	23.880	35.843	33,38	33.181	43.238	30,31
GHANA	142.819	213.640	33,15	246.861	299.166	21,19
GUINEA	66.107	93.350	29,18	88.875	168.295	89,36
ANGOLA	188.982	107.147	-76,38	194.243	134.667	-30,67
CONGO	69.200	19.440	-255,97	81.395	25.313	-68,90
CAMEROON	31.760	102.071	68,88	28.900	98.987	242,52
NIGERIA	6.066.253	3.178.575	-90,85	11.319.077	6.833.888	-39,63
SENEGAL	5.039	25.632	80,34	102.333	33.721	-67,05
MAURITANIA	78.527	0	--	90.572	0	-100,00
MALI	24.354	6.653	-266,06	228.927	74.844	-67,31
BENIN	365.027	484.722	24,69	745.577	1.133.047	51,97
BURKINA FASO	4.920	0	--	84.050	0	-100,00
GAMBIA	5.792	9.189	36,97	9.035	36.726	306,49
SEYCHELLES	40.777	59.477	31,44	95.827	147.209	53,62
UGANDA	0	41.972	100,00	0	55.410	--
NIGER	2.460	0	--	41.513	0	-100,00
DJIBOUTI	0	520	100,00	0	1.613	--
SOUTH AFRICA	914.017	1.528.502	40,20	1.046.211	2.146.218	105,14
COMOROS	2.590	3.382	23,42	5.946	6.409	7,79
MAURITIUS	334.176	519.352	35,66	443.409	729.319	64,48
ZAIRE	35.424	0	--	43.542	0	-100,00
AUSTRALIA	7.552.970	9.714.037	22,25	11.912.743	15.643.491	31,32
NEW ZEALAND	1.543.920	1.812.531	14,82	2.309.731	3.063.689	32,64
MICRONESIA, FEDERATED STATES OF	89.906	67.607	-32,98	132.635	100.319	-24,36
GUAM	1.770	2.955	40,10	17.000	29.161	71,54
PALAU	4.294	0	--	7.540	0	-100,00
NEW CALEDONIA	52.284	43.174	-21,10	104.442	70.202	-32,78
NORTHERN MARIANA ISLANDS	71.218	0	--	100.127	0	-100,00
VANUATU	56.667	158.410	64,23	70.320	211.350	200,55
WALLIS AND FUTUNA ISLANDS	3.968	0	--	8.832	0	-100,00
AMERICAN SAMOA	31.654	46.981	32,62	34.422	66.623	93,55
COOK ISLANDS	30.832	7.455	-313,57	31.712	9.756	-69,24
FIJI	340.404	365.070	6,76	462.850	571.793	23,54
KIRIBATI	1.148	6.971	83,53	1.894	7.405	290,97
MARSHALL ISLANDS	52.229	29.596	-76,47	68.101	32.715	-51,96
SAMOA	86.473	153.054	43,50	123.514	233.777	89,27
SOLOMON ISLANDS	174.078	306.607	43,22	298.366	472.503	58,36
TONGA	505.370	579.721	12,83	541.620	661.159	22,07
TUVALU	3.218	12.597	74,45	4.802	19.280	301,50
EAST TIMOR	832.048	76.600	-986,22	571.312	108.605	-80,99
UNITED STATES	16.774.479	18.012.698	6,87	37.573.321	37.364.559	-0,56
CANADA	1.681.674	1.521.135	-10,55	3.905.286	2.589.043	-33,70
MEXICO	436.547	432.697	-0,89	1.114.969	1.191.401	6,86
GUATEMALA	23.084	8.000	-188,55	49.964	2.000	-96,00
NICARAGUA	42.900	0	--	31.149	0	-100,00
PANAMA	11.199	11.000	-1,81	34.064	7.903	-76,80
CUBA	0	9.317	100,00	0	28.804	--
SURINAME	120.036	116.121	-3,37	147.524	227.897	54,48
CHILE	6.703	29.241	77,08	36.894	127.511	245,61
VENEZUELA	0	33.728	100,00	0	73.115	--
ARGENTINA	0	38.036	100,00	0	17.000	--
BRAZIL	17.560	465.795	96,23	4.700	197.662	4.105,57
COLOMBIA	64.762	67.599	4,20	163.277	181.891	11,40
URUGUAY	0	3.928	100,00	0	10.475	--
ECUADOR	27.755	0	--	69.111	0	-100,00
PERU	68.076	0	--	41.517	0	-100,00
TRINIDAD AND TOBAGO	27.677	6.460	-328,44	82.371	23.875	-71,02
JAMAICA	30.184	38.736	22,08	26.853	25.722	-4,21
PUERTO RICO	548.636	122.013	-349,65	515.264	271.290	-47,35
BELIZE	24	0	--	234	0	-100,00
DOMINICAN REPUBLIC	82.974	259.402	68,01	51.229	89.260	74,24
EL SALVADOR	6.827	0	--	17.369	0	-100,00
COSTA RICA	0	47.528	100,00	0	38.650	--
BARBADOS	0	4.635	100,00	0	12.231	--
ARUBA	5.683	0	--	13.531	0	-100,00
DOMINICA	0	9.956	100,00	0	10.066	--
FRENCH POLYNESIA	76.034	65.592	-15,92	119.203	127.115	6,64
NETHERLANDS ANTILLES	12.502	25	-49.908,00	27.972	224	-99,20
UNITED KINGDOM	1.206.618	937.408	-28,72	2.804.935	2.460.355	-12,28
NETHERLANDS	14.870.065	12.564.429	-18,35	13.722.382	11.875.593	-13,46

TABEL 5. PERKEMBANGAN EKSPOR INDONESIA MENURUT KOMODITI DAN NEGARA TUJUAN

JENIS BARANG	BERAT BERSIH (KG)		PERUB	NILAI FOB (US \$)		PERUB
	JAN-SEP 2006	JAN-SEP 2007	%	JAN-SEP 2006	JAN-SEP 2007	%
(1)	(2)	(3)	(4)	(5)	(6)	(7)
FRANCE	472.544	275.768	-71,36	485.514	474.254	-2,32
GERMANY, FED. REP. OF	540.969	592.582	8,71	1.506.424	1.819.154	20,76
AUSTRIA	43.650	63.279	31,02	157.200	213.108	35,56
BELGIUM	268.819	124.549	-115,83	784.138	143.588	-81,69
SWITZERLAND	5.802	9.758	40,54	11.900	17.223	44,73
DENMARK	64.567	16.920	-281,60	60.676	36.698	-39,52
NORWAY	132.776	109.621	-21,12	168.603	185.961	10,30
SWEDEN	53.913	235.614	77,12	71.162	204.210	186,96
FINLAND	493.607	380.900	-29,59	517.706	504.354	-2,58
IRELAND	951	0	--	3.016	0	-100,00
ITALY	227.475	97.892	-132,37	1.608.708	1.133.983	-29,51
SPAIN	1.947.402	1.311.356	-48,50	1.924.430	1.581.342	-17,83
PORTUGAL	125.896	71.348	-76,45	74.636	57.582	-22,85
GREECE	40.531	38.255	-5,95	111.900	57.978	-48,19
DEMOCRATIC REPUBLIC OF THE CONG	186.942	129.858	-43,96	228.592	174.575	-23,63
HUNGARY	0	1.226	100,00	0	8.136	--
POLAND	31.018	138.192	77,55	92.394	211.537	128,95
ROMANIA	135.235	9.271	-1.358,69	248.722	5.547	-97,77
BULGARIA	64.762	53.251	-21,62	172.834	291.356	68,58
ARMENIA	0	6.688	100,00	0	14.828	--
KAZAKHSTAN	0	4.368	100,00	0	8.710	--
UKRAINE	226.606	122.022	-85,71	195.361	113.576	-41,86
UZBEKISTAN	0	38	100,00	0	28	--
LITHUANIA	36.795	269.922	86,37	78.447	250.340	219,12
LATVIA	62.303	276.744	77,49	197.999	448.733	126,63
ESTONIA	357.384	75.688	-372,18	521.435	99.157	-80,98
GEORGIA	1.830	3.660	50,00	6.385	10.735	68,13
CROATIA	16.710	64.397	74,05	39.526	145.770	268,80
MALTA	206.053	252.912	18,53	269.753	352.380	30,63
SLOVAKIA	0	163	100,00	0	779	--
CZECH REPUBLIC	207.310	518.198	59,99	195.423	532.397	172,43
RUSSIA FEDERATION	695.073	188.792	-268,17	638.895	486.074	-23,92
SEMEN	5.015.602.028	4.803.319.294	-4,42	149.187.413	145.570.239	-2,42
JAPAN	16.499.409	35.575.814	53,62	685.477	1.614.655	135,55
HONG KONG	0	149.128	100,00	0	28.003	--
KOREA, REPUBLIC OF	200.000	0	--	21.168	0	-100,00
TAIWAN	16.857.717	16.288.674	-3,49	1.224.421	1.220.338	-0,33
CHINA	1.209	0	--	599	0	-100,00
THAILAND	1.031	0	--	120	0	-100,00
SINGAPORE	235.142.392	147.377.043	-59,55	6.977.806	3.912.059	-43,94
PHILIPPINES	857.700	380.249	-125,56	91.278	34.784	-61,89
MALAYSIA	506.823.032	364.090.526	-39,20	14.240.991	10.326.558	-27,49
MYANMAR (FORM. BURMA)	208.938	0	--	23.184	0	-100,00
BRUNEI DARUSSALAM	84.411.425	124.240.178	32,06	1.829.625	3.106.074	69,77
VIET NAM	105.000	59.669.481	99,82	8.682	1.578.540	18.081,76
MALDIVES	20.865.977	31.829.192	34,44	801.449	1.227.457	53,15
INDIA	30.352.412	100.330.472	69,75	809.651	2.639.296	225,98
PAKISTAN	0	1.946	100,00	0	3.617	--
BANGLADESH	970.785.382	565.960.207	-71,53	23.882.462	13.933.381	-41,66
SRI LANKA	614.346.920	530.351.201	-15,84	20.693.039	18.699.496	-9,63
KUWAIT	99.089.845	140.369.713	29,41	3.541.396	5.098.106	43,96
YEMEN	52.380.311	13.453.583	-289,34	1.833.311	485.138	-73,54
OMAN	0	48.229.727	100,00	0	1.615.696	--
UNITED ARAB EMIRATES	201.898.574	103.913.214	-94,30	6.092.498	2.985.546	-51,00
BAHRAIN	0	20.684.737	100,00	0	501.616	--
NAMIBIA	14.500.000	0	--	681.500	0	-100,00
TANZANIA, UNITED REPUBLIC OF	0	40.600.663	100,00	0	1.142.097	--
MADAGASCAR	91.828.976	136.915.387	32,93	3.173.601	5.021.165	58,22
MOZAMBIQUE	291.126.327	208.691.186	-39,50	8.303.210	5.811.635	-30,01
EQUATORIAL GUINEA	27.498.860	0	--	687.472	0	-100,00
TOGO	123.913.988	180.807.298	31,47	3.644.310	5.032.823	38,10
GHANA	685.663.845	881.696.482	22,23	19.946.594	24.510.492	22,88
LIBERIA	28.000.000	0	--	793.800	0	-100,00
GUINEA	50.000	0	--	2.600	0	-100,00
NIGERIA	111.295.537	176.983.899	37,12	3.854.402	6.594.767	71,10
SIERRA LEONE	15.000.000	124.500.000	87,95	429.750	3.449.985	702,79
GABON	20.000.000	0	--	573.000	0	-100,00
COTE D'IVOIRE	0	36.801.143	100,00	0	1.054.353	--
BENIN	162.714.160	150.000.000	-8,48	4.730.814	4.176.000	-11,73
SEYCHELLES	13.500.000	12.500.000	-8,00	479.915	446.293	-7,01
DJIBOUTI	0	7.500.000	100,00	0	322.500	--
COMOROS	0	5.207.271	100,00	0	331.636	--
MAURITIUS	166.047.628	296.128.568	43,93	5.881.912	10.785.987	83,38
AUSTRALIA	237.459.344	174.178.633	-36,33	6.926.365	5.237.639	-24,38
NEW ZEALAND	60.000	740.000	91,89	5.073	83.488	1.545,73
MICRONESIA, FEDERATED STATES OF	119	0	--	268	0	-100,00
VANUATU	2.000.000	4.030.000	50,37	77.000	166.393	116,09

TABEL 5. PERKEMBANGAN EKSPOR INDONESIA MENURUT KOMODITI DAN NEGARA TUJUAN

JENIS BARANG	BERAT BERSIH (KG)		PERUB	NILAI FOB (US \$)		PERUB
	JAN-SEP 2006	JAN-SEP 2007	%	JAN-SEP 2006	JAN-SEP 2007	%
(1)	(2)	(3)	(4)	(5)	(6)	(7)
AMERICAN SAMOA	7.100.000	6.550.000	-8,40	272.790	274.427	0,60
COOK ISLANDS	2.804	0	--	998	0	-100,00
SAMOA	8.000.000	9.500.000	15,79	307.840	392.268	27,43
SOLOMON ISLANDS	260.000	580.000	55,17	9.988	23.956	139,85
TONGA	2.140.150	660.000	-224,27	82.534	27.272	-66,96
CHRISTMAS ISLANDS	4.258.500	351.000	-1.113,25	184.200	14.926	-91,90
EAST TIMOR	4.424.909	51.388	-8.510,78	189.574	2.759	-98,54
UNITED STATES	76.296.069	0	--	2.787.065	0	-100,00
PANAMA	11.400.000	0	--	387.600	0	-100,00
BRAZIL	27.300.000	0	--	709.800	0	-100,00
BAHAMAS	0	12.949.179	100,00	0	301.456	--
FRENCH POLYNESIA	29.130.500	32.500.500	10,37	1.151.701	1.353.557	17,53
UNITED KINGDOM	0	1.611	100,00	0	1.995	--
FRANCE	506	0	--	702	0	-100,00
GERMANY, FED. REP. OF	2.532	0	--	53	0	-100,00
PORTUGAL	3.800.000	0	--	153.825	0	-100,00
GREECE	0	1	100,00	0	10	--
-DARI ROTAN	7.133.479	9.444.571	24,47	17.394.237	22.823.422	31,21
JAPAN	485.428	338.168	-43,55	2.179.828	1.569.331	-28,01
HONG KONG	173	10.871	98,41	1.781	50.599	2.741,04
KOREA, REPUBLIC OF	621.632	735.583	15,49	1.417.396	1.727.727	21,89
TAIWAN	40.872	52.949	22,81	102.958	135.749	31,85
CHINA	199	17.926	98,89	213	87.107	40.795,31
PAPUA NEW GUINEA	0	238	100,00	0	511	--
THAILAND	23.118	5.026	-359,97	26.024	10.265	-60,56
SINGAPORE	15.696	4.955	-216,77	22.846	8.405	-63,21
PHILIPPINES	0	20.639	100,00	0	3.509	--
MALAYSIA	35.210	6.649	-429,55	72.148	8.160	-88,69
CAMBODIA	32	0	--	1.278	0	-100,00
BRUNEI DARUSSALAM	0	1.214	100,00	0	2.758	--
VIET NAM	0	15.695	100,00	0	8.587	--
MALDIVES	1.589	5.257	69,77	9.076	13.344	47,03
INDIA	2.818	9.991	71,79	4.032	10.596	162,80
PAKISTAN	143	0	--	236	0	-100,00
BANGLADESH	214	0	--	78	0	-100,00
SRI LANKA	2.900	86	-3.272,09	4.950	56	-98,87
IRAN (ISLAMIC REPUBLIC OF)	0	88	100,00	0	361	--
SAUDI ARABIA	1.534	0	--	2.144	0	-100,00
KUWAIT	257	71	-261,97	406	225	-44,58
LEBANON	3.990	63	-6.233,33	8.514	70	-99,18
TURKEY	12.714	6.516	-95,12	43.616	24.852	-43,02
UNITED ARAB EMIRATES	4.657	2.279	-104,34	37.410	20.085	-46,31
CYPRUS	0	953	100,00	0	2.290	--
EGYPT	14.399	4.411	-226,43	13.946	8.793	-36,95
LIBYAN ARAB JAMAHIRIYA	0	722	100,00	0	960	--
MOROCCO	8	0	--	11	0	-100,00
TUNISIA	58.817	0	--	103.409	0	-100,00
ALGERIA	8	740	98,92	60	681	1.035,00
NAMIBIA	0	36	100,00	0	99	--
MADAGASCAR	0	198	100,00	0	152	--
REUNION	1.339	189.785	99,29	1.576	580.377	36.725,95
MOZAMBIQUE	71	0	--	95	0	-100,00
U.S. VIRGIN ISLANDS	9.225	1.540	-499,03	11.863	1.101	-90,72
SEYCHELLES	1.415	2.992	52,71	6.751	1.917	-71,60
UGANDA	2	8	75,00	22	64	190,91
SOUTH AFRICA	6.544	39.436	83,41	13.082	89.683	585,55
MAURITIUS	8	1.577	99,49	81	923	1.039,51
AUSTRALIA	219.580	171.233	-28,23	397.933	328.944	-17,34
NEW ZEALAND	26.802	26.480	-1,22	47.091	77.582	64,75
GUAM	564	0	--	1.320	0	-100,00
PALAU	13	0	--	1.800	0	-100,00
NEW CALEDONIA	181	968	81,30	159	965	506,92
SAINT VINCENT AND THE GRENADINES	714	0	--	300	0	-100,00
VANUATU	1.275	767	-66,23	399	1.029	157,89
WALLIS AND FUTUNA ISLANDS	99	0	--	111	0	-100,00
BRITISH INDIAN OCEAN TERRITORY	0	2.253	100,00	0	2.110	--
COOK ISLANDS	0	1.322	100,00	0	3.997	--
FIJI	11.312	3.038	-272,35	27.256	17.909	-34,29
SOLOMON ISLANDS	1.312	0	--	2.978	0	-100,00
UNITED STATES	1.562.515	1.328.784	-17,59	4.500.629	5.182.729	15,16
CANADA	25.647	34.242	25,10	63.907	129.460	102,58
MEXICO	5.113	3.014.663	99,83	12.014	5.725.141	47.553,91
NICARAGUA	0	669	100,00	0	502	--
PANAMA	983	416	-136,30	2.775	490	-82,34
CHILE	6.680	5.181	-28,93	18.399	7.824	-57,48
VENEZUELA	23	221	89,59	32	303	846,88
ARGENTINA	1.942	2.789	30,37	2.178	6.681	206,75

TABEL 5. PERKEMBANGAN EKSPOR INDONESIA MENURUT KOMODITI DAN NEGARA TUJUAN

JENIS BARANG	BERAT BERSIH (KG)		PERUB	NILAI FOB (US \$)		PERUB
	JAN-SEP 2006	JAN-SEP 2007	%	JAN-SEP 2006	JAN-SEP 2007	%
(1)	(2)	(3)	(4)	(5)	(6)	(7)
BRAZIL	12.198	40.154	69,62	23.524	100.549	327,43
COLOMBIA	978	7.686	87,28	2.988	22.636	657,56
URUGUAY	0	1.696	100,00	0	1.665	--
PERU	4.004	0	--	2.339	0	-100,00
TRINIDAD AND TOBAGO	2	0	--	69	0	-100,00
BAHAMAS	508	0	--	2.005	0	-100,00
JAMAICA	0	1.592	100,00	0	3.429	--
PUERTO RICO	181	447	59,51	231	988	327,71
BELIZE	1	0	--	28	0	-100,00
DOMINICAN REPUBLIC	290	93	-211,83	221	107	-51,58
COSTA RICA	4.265	3.061	-39,33	5.642	5.301	-6,04
BARBADOS	291	0	--	189	0	-100,00
ANTIGUA AND BARBUDA	286	55	-420,00	128	258	101,56
ANGUILLA	0	1.425	100,00	0	2.632	--
CAYMAN ISLANDS	0	2	100,00	0	117	--
FRENCH GUIANA	478	149	-220,81	311	136	-56,27
FRENCH POLYNESIA	10.118	30.128	66,42	19.775	17.273	-12,65
MARTINIQUE	138	5.465	97,47	473	7.205	1.423,26
NETHERLANDS ANTILLES	1.592	48	-3.216,67	3.328	703	-78,88
SAINT LUCIA	0	8.500	100,00	0	2.454	--
GUADELOUPE	1.073	1.614	33,52	1.728	4.941	185,94
UNITED KINGDOM	635.133	330.410	-92,23	1.375.463	881.180	-35,94
NETHERLANDS	935.934	776.039	-20,60	1.904.406	1.867.269	-1,95
FRANCE	121.186	683.325	82,27	304.665	1.265.699	315,44
GERMANY, FED. REP. OF	1.336.334	772.154	-73,07	2.505.166	935.079	-62,67
AUSTRIA	11.450	89	-12.765,17	42.583	229	-99,46
BELGIUM	293.100	276.368	-6,05	694.444	688.921	-0,80
SWITZERLAND	4.301	9.040	52,42	3.021	31.788	952,23
MONACO	2	0	--	44	0	-100,00
DENMARK	49.072	21.505	-128,19	98.237	77.000	-21,62
NORWAY	43	1.207	96,44	80	3.784	4.630,00
SWEDEN	212.362	31.764	-568,56	548.785	173.814	-68,33
FINLAND	33.359	21.165	-57,61	138.475	117.351	-15,25
IRELAND	0	6.628	100,00	0	6.204	--
ITALY	84.514	152.882	44,72	183.361	255.236	39,20
SPAIN	37.150	69.726	46,72	113.660	193.866	70,57
PORTUGAL	4.644	30.270	84,66	22.721	123.090	441,75
GREECE	40.254	57.570	30,08	58.254	98.811	69,62
DEMOCRATIC REPUBLIC OF THE CONG	0	1.945	100,00	0	1.100	--
HUNGARY	1.088	1.853	41,28	2.917	5.562	90,68
POLAND	17.154	13.159	-30,36	35.201	33.797	-3,99
ROMANIA	196	498	60,64	400	330	-17,50
BULGARIA	2.042	3.023	32,45	4.032	4.104	1,79
YUGOSLAVIA	4.560	0	--	9.127	0	-100,00
KAZAKHSTAN	908	2.841	68,04	2.432	8.167	235,81
UKRAINE	1.391	103	-1.250,49	3.765	156	-95,86
UZBEKISTAN	0	273	100,00	0	721	--
LATVIA	122	0	--	564	0	-100,00
ESTONIA	0	1.114	100,00	0	1.762	--
CROATIA	1.689	242	-597,93	5.454	277	-94,92
MALTA	0	1.196	100,00	0	1.140	--
SLOVAKIA	28	0	--	172	0	-100,00
SLOVENIA	2.209	4.253	48,06	3.736	18.304	389,94
CZECH REPUBLIC	314	750	58,13	1.039	180	-82,68
RUSSIA FEDERATION	56.770	1.376	-4.025,73	103.943	3.104	-97,01
-DARI BAHAN LAINNYA	17.021.448	16.028.100	-6,20	37.488.569	30.336.622	-19,08
JAPAN	1.455.977	1.193.076	-22,04	5.411.081	5.173.804	-4,39
HONG KONG	14.949	16.458	9,17	46.463	38.314	-17,54
KOREA, DEMOCRATIC PEOPLE'S REPL	1.489	2.579	42,26	6.372	462	-92,75
KOREA, REPUBLIC OF	331.838	456.176	27,26	786.827	895.819	13,85
TAIWAN	1.189.842	977.385	-21,74	349.209	348.151	-0,30
CHINA	3.018.188	1.319.139	-128,80	733.248	318.383	-56,58
PAPUA NEW GUINEA	259	1.031	74,88	626	2.053	227,96
THAILAND	61.764	75.022	17,67	94.516	112.112	18,62
SINGAPORE	53.088	80.986	34,45	86.083	137.524	59,76
PHILIPPINES	1.299	7.343	82,31	1.072	2.750	156,53
MALAYSIA	324.349	382.093	15,11	519.941	431.030	-17,10
CAMBODIA	0	4.268	100,00	0	7.648	--
BRUNEI DARUSSALAM	152	3.482	95,63	1.189	2.460	106,90
LAO PEOPLE'S DEMOCRATIC REPUBLI	0	1	100,00	0	33	--
VIET NAM	150	66.456	99,77	440	13.395	2.944,32
MALDIVES	36.726	28.137	-30,53	154.102	191.765	24,44
INDIA	9.055	25.540	64,55	14.767	49.284	233,74
PAKISTAN	1.559	8.497	81,65	2.638	13.841	424,68
BANGLADESH	1.845	0	--	8.703	0	-100,00
SRI LANKA	19.004	19.993	4,95	39.068	29.694	-23,99
IRAN (ISLAMIC REPUBLIC OF)	16.961	19.354	12,36	10.206	54.085	429,93

TABEL 5. PERKEMBANGAN EKSPOR INDONESIA MENURUT KOMODITI DAN NEGARA TUJUAN

JENIS BARANG	BERAT BERSIH (KG)		PERUB	NILAI FOB (US \$)		PERUB
	JAN-SEP 2006	JAN-SEP 2007	%	JAN-SEP 2006	JAN-SEP 2007	%
(1)	(2)	(3)	(4)	(5)	(6)	(7)
SAUDI ARABIA	93.679	68.059	-37,64	127.791	31.213	-75,57
KUWAIT	1.154	292	-295,21	1.383	1.747	26,32
JORDAN	11.175	2.961	-277,41	13.433	6.498	-51,63
LEBANON	25.323	14.195	-78,39	12.116	12.269	1,26
YEMEN	122	0	--	184	0	-100,00
OMAN	661	323	-104,64	1.141	262	-77,04
SYRIA ARAB REPUBLIC	0	11.200	100,00	0	1.238	--
TURKEY	139.452	87.099	-60,11	309.486	173.023	-44,09
UNITED ARAB EMIRATES	23.575	71.257	66,92	108.335	199.828	84,45
QATAR	3.000	170	-1.664,71	623	363	-41,73
BAHRAIN	90.000	263	-34.120,53	5.965	805	-86,50
CYPRUS	10.754	27.901	61,46	20.754	56.839	173,87
EGYPT	12.785	9.271	-37,90	10.137	8.818	-13,01
LIBYAN ARAB JAMAHIRIYA	0	331	100,00	0	440	--
MOROCCO	11.904	9.691	-22,84	12.230	30.376	148,37
TUNISIA	14.043	11.320	-24,05	37.654	28.196	-25,12
ALGERIA	89	30	-196,67	600	87	-85,50
ERITREA	1	280	99,64	105	1.340	1.176,19
NAMIBIA	288	179	-60,89	809	490	-39,43
ETHIOPIA	16.249	0	--	11.798	0	-100,00
TANZANIA, UNITED REPUBLIC OF	186	989	81,19	713	1.851	159,61
MADAGASCAR	1.853	2.470	24,98	3.359	1.908	-43,20
KENYA	1.130	11.644	90,30	1.323	29.589	2.136,51
REUNION	70.452	48.069	-46,56	84.951	75.197	-11,48
MOZAMBIQUE	0	12	100,00	0	24	--
BOTSWANA	142	127	-11,81	267	318	19,10
GHANA	3	0	--	7	0	-100,00
GUINEA	0	185	100,00	0	1.307	--
ANGOLA	0	327	100,00	0	2.140	--
CONGO	1	0	--	52	0	-100,00
GABON	199	832	76,08	758	2.288	201,85
COTE D'IVOIRE	40.885	10.636	-284,40	26.622	14.987	-43,70
SENEGAL	814	1.344	39,43	1.967	2.308	17,34
BENIN	0	1.196	100,00	0	3.073	--
U.S. VIRGIN ISLANDS	83	701	88,16	287	1.837	540,07
SEYCHELLES	83.503	15.328	-444,77	63.501	50.765	-20,06
UGANDA	1	3	66,67	16	19	18,75
SOUTH AFRICA	119.787	123.670	3,14	219.805	149.841	-31,83
MAURITIUS	17.940	35.753	49,82	53.146	78.239	47,22
VIRGIN ISLANDS (BRITISH)	8	949	99,16	38	6.241	16.323,68
AUSTRALIA	933.115	871.300	-7,09	846.360	822.301	-2,84
NEW ZEALAND	85.399	66.854	-27,74	227.037	124.138	-45,32
MICRONESIA, FEDERATED STATES OF	135	0	--	306	0	-100,00
GUAM	6.809	2.072	-228,62	23.478	9.113	-61,18
PALAU	270	22	-1.127,27	327	46	-85,93
NEW CALEDONIA	34.788	47.635	26,97	65.318	80.090	22,62
NORTHERN MARIANA ISLANDS	2.424	154	-1.474,03	5.062	470	-90,72
SAINT VINCENT AND THE GRENADINES	3.669	2.693	-36,24	2.112	3.373	59,71
VANUATU	3.644	5.930	38,55	3.744	18.985	407,08
WALLIS AND FUTUNA ISLANDS	985	1.257	21,64	1.253	2.660	112,29
COOK ISLANDS	29.695	13.493	-120,08	15.210	17.824	17,19
FIJI	38.236	8.614	-343,88	72.439	42.612	-41,18
MARSHALL ISLANDS	16	0	--	41	0	-100,00
SAMOA	0	699	100,00	0	2.003	--
TONGA	1.036	0	--	2.573	0	-100,00
EAST TIMOR	340	0	--	207	0	-100,00
UNITED STATES	3.786.749	5.236.422	27,68	15.393.939	9.693.080	-37,03
CANADA	244.772	168.130	-45,58	778.506	420.452	-45,99
MEXICO	28.721	76.156	62,29	96.726	288.846	198,62
GUATEMALA	0	270	100,00	0	1.479	--
NICARAGUA	401	0	--	174	0	-100,00
PANAMA	2.400	13.158	81,76	5.846	22.794	289,91
SURINAME	641	0	--	2.957	0	-100,00
CHILE	13.842	6.189	-123,65	53.860	15.604	-71,03
VENEZUELA	6.814	8.375	18,64	9.251	21.040	127,43
ARGENTINA	59.011	90.469	34,77	132.546	164.181	23,87
BRAZIL	54.074	78.913	31,48	314.936	151.928	-51,76
COLOMBIA	28.480	58.471	51,29	40.590	157.240	287,39
BOLIVIA	17	406	95,81	23	691	2.904,35
URUGUAY	6.008	13.892	56,75	7.181	40.925	469,91
ECUADOR	0	107	100,00	0	289	--
PERU	894	135	-562,22	3.730	1.164	-68,79
TRINIDAD AND TOBAGO	0	502	100,00	0	3.456	--
BAHAMAS	11.354	9.156	-24,01	35.148	19.326	-45,02
JAMAICA	7.017	30.303	76,84	14.021	48.740	247,62
PUERTO RICO	3.928	5.298	25,86	9.394	16.716	77,94
BELIZE	6.709	2.379	-182,01	4.541	3.713	-18,23
DOMINICAN REPUBLIC	39.056	25.444	-53,50	105.034	43.274	-58,80

TABEL 5. PERKEMBANGAN EKSPOR INDONESIA MENURUT KOMODITI DAN NEGARA TUJUAN

JENIS BARANG	BERAT BERSIH (KG)		PERUB	NILAI FOB (US \$)		PERUB	
	JAN-SEP 2006	JAN-SEP 2007	%	JAN-SEP 2006	JAN-SEP 2007	%	
	(1)	(2)	(3)	(4)	(5)	(6)	(7)
EL SALVADOR		44	582	92,44	103	298	189,32
COSTA RICA	21.684		13.606	-59,37	33.082	26.386	-20,24
HAITI	1.048		0	--	711	0	-100,00
BARBADOS	1.959		4.164	52,95	3.705	3.337	-9,93
ANTIGUA AND BARBUDA	5.439		3.389	-60,49	4.638	7.155	54,27
ANGUILLA	0		1.764	100,00	0	6.703	--
ARUBA	0		837	100,00	0	1.488	--
BERMUDA	116		239	51,46	813	585	-28,04
CAYMAN ISLANDS	66		6.188	98,93	1.105	3.020	173,30
DOMINICA	20		1.166	98,28	51	2.164	4.143,14
FALKLAND ISLANDS (MALVINAS)	0		730	100,00	0	956	--
FRENCH GUIANA	5.035		3.955	-27,31	8.726	6.955	-20,30
FRENCH POLYNESIA	103.789		68.889	-50,66	154.501	96.096	-37,80
GRENADA	0		11.372	100,00	0	3.608	--
MARTINIQUE	10.704		20.743	48,40	27.871	57.390	105,91
NETHERLANDS ANTILLES	6.983		3.412	-104,66	21.492	7.511	-65,05
SAINT LUCIA	2.233		360	-520,28	1.739	8.422	384,30
TURKS AND CAICOS ISLANDS	3.029		1.089	-178,15	5.376	5.725	6,49
GUADELOUPE	16.086		18.256	11,89	43.885	70.290	60,17
SAINT KITTS AND NEVIS	1.097		0	--	1.830	0	-100,00
UNITED KINGDOM	503.614		344.992	-45,98	1.858.012	1.111.262	-40,19
NETHERLANDS	628.801		374.913	-67,72	905.028	1.014.768	12,13
FRANCE	528.880		745.969	29,10	1.311.109	1.540.540	17,50
GERMANY, FED. REP. OF	343.584		506.533	32,17	773.125	1.221.118	57,95
AUSTRIA	12.822		9.045	-41,76	43.734	32.295	-26,16
BELGIUM	179.183		188.060	4,72	386.140	392.246	1,58
SWITZERLAND	23.281		19.724	-18,03	71.592	50.067	-30,07
LUXEMBOURG	1		0	--	5	0	-100,00
MONACO	47		0	--	817	0	-100,00
DENMARK	56.259		77.738	27,63	140.083	210.993	50,62
NORWAY	3.479		10.253	66,07	7.638	27.714	262,84
SWEDEN	21.785		21.284	-2,35	77.408	65.366	-15,56
FINLAND	44.670		34.078	-31,08	90.115	68.340	-24,16
IRELAND	51.313		50.498	-1,61	94.926	64.881	-31,65
ITALY	720.873		559.726	-28,79	1.489.490	1.310.946	-11,99
SPAIN	504.368		426.884	-18,15	1.405.698	1.012.537	-27,97
PORTUGAL	26.549		23.909	-11,04	105.126	62.873	-40,19
ICELAND	3.558		0	--	1.199	0	-100,00
GREECE	113.633		134.067	15,24	212.440	262.703	23,66
HUNGARY	31.453		25.507	-23,31	33.899	52.789	55,72
POLAND	62.970		73.809	14,69	110.758	79.941	-27,82
ROMANIA	678		9.045	92,50	274	28.255	10.212,04
BULGARIA	16.255		31.306	48,08	26.367	52.877	100,54
YUGOSLAVIA	8.556		551	-1.452,81	18.589	955	-94,86
ALBANIA	3.932		0	--	2.048	0	-100,00
KAZAKHSTAN	0		260	100,00	0	366	--
UKRAINE	30.809		18.661	-65,10	45.762	76.775	67,77
LITHUANIA	242		232	-4,31	393	1.018	159,03
LATVIA	52		0	--	116	0	-100,00
ESTONIA	54		9.089	99,41	64	18.929	29.476,56
GEORGIA	24		0	--	119	0	-100,00
CROATIA	31.905		11.228	-184,16	45.294	37.382	-17,47
BOSNIA AND HERZEGOVINA	0		105	100,00	0	1.692	--
MALTA	18.247		11.191	-63,05	73.680	37.066	-49,69
SLOVAKIA	1.043		1.222	14,65	1.253	1.870	49,24
SLOVENIA	12.034		7.810	-54,08	19.135	10.320	-46,07
CZECH REPUBLIC	43.299		1.674	-2.486,56	32.352	4.840	-85,04
RUSSIA FEDERATION	42.679		37.025	-15,27	123.376	137.885	11,76
-DARI ROTAN	90.893.049	98.365.764	7,60	247.559.356	244.733.325	-1,14	
JAPAN	9.315.339		9.206.464	-1,18	26.350.991	25.355.919	-3,78
HONG KONG	96.631		139.229	30,60	161.859	599.694	270,50
KOREA, REPUBLIC OF	1.026.569		814.458	-26,04	1.484.564	1.285.238	-13,43
TAIWAN	798.500		1.014.835	21,32	1.333.297	1.510.784	13,31
CHINA	1.172.086		742.230	-57,91	595.152	2.191.629	268,25
MACAU	0		264	100,00	0	57.300	--
PAPUA NEW GUINEA	67		3.229	97,93	192	5.199	2.607,81
THAILAND	188.165		125.389	-50,06	833.450	466.185	-44,07
SINGAPORE	763.478		598.122	-27,65	3.149.176	1.033.994	-67,17
PHILIPPINES	29.206		71.651	59,24	79.127	107.643	36,04
MALAYSIA	1.713.666		1.519.193	-12,80	4.892.451	4.325.083	-11,60
MYANMAR (FORM. BURMA)	10.282		0	--	35.248	0	-100,00
BRUNEI DARUSSALAM	21.210		8.701	-143,77	29.039	12.836	-55,80
VIET NAM	49.867		2.546	-1.858,64	338.792	10.163	-97,00
MALDIVES	116.260		62.813	-85,09	366.255	141.631	-61,33
INDIA	146.126		145.703	-0,29	442.252	298.460	-32,51
PAKISTAN	14.616		22.702	35,62	28.039	32.577	16,18
BANGLADESH	275		0	--	100	0	-100,00

TABEL 5. PERKEMBANGAN EKSPOR INDONESIA MENURUT KOMODITI DAN NEGARA TUJUAN

JENIS BARANG	BERAT BERSIH (KG)		PERUB	NILAI FOB (US \$)		PERUB
	JAN-SEP 2006	JAN-SEP 2007	%	JAN-SEP 2006	JAN-SEP 2007	%
(1)	(2)	(3)	(4)	(5)	(6)	(7)
SRI LANKA	7.600	21.554	64,74	16.456	130.713	694,32
IRAN (ISLAMIC REPUBLIC OF)	143.176	33.202	-331,23	443.426	118.194	-73,35
SAUDI ARABIA	215.617	187.627	-14,92	411.130	835.291	103,17
ISRAEL	0	3.927	100,00	0	8.744	--
KUWAIT	320.905	163.487	-96,29	355.871	319.357	-10,26
JORDAN	67.211	36.993	-81,69	97.133	59.757	-38,48
LEBANON	232.894	162.033	-43,73	736.630	443.819	-39,75
YEMEN	6.329	3.077	-105,69	13.392	3.555	-73,45
OMAN	61.784	12.344	-400,52	177.620	31.511	-82,26
SYRIA ARAB REPUBLIC	0	944	100,00	0	1.506	--
TURKEY	785.180	631.958	-24,25	2.272.228	1.965.860	-13,48
UNITED ARAB EMIRATES	398.350	585.664	31,98	818.476	1.607.945	96,46
QATAR	59.998	39.944	-50,21	105.136	219.763	109,03
BAHRAIN	39.146	36.210	-8,11	42.022	114.839	173,28
CYPRUS	309.946	230.445	-34,50	1.134.871	842.396	-25,77
EGYPT	290.054	214.614	-35,15	600.114	504.678	-15,90
LIBYAN ARAB JAMAHIRIYA	10.000	17.974	44,36	27.687	12.150	-56,12
MOROCCO	136.934	119.365	-14,72	309.487	401.381	29,69
TUNISIA	45.947	10.686	-329,97	157.273	41.139	-73,84
ALGERIA	9.368	2.848	-228,93	28.972	7.870	-72,84
SUDAN	43.649	21.726	-100,91	49.175	35.054	-28,72
NAMIBIA	9.631	14.550	33,81	30.357	23.809	-21,57
ETHIOPIA	323	0	--	521	0	-100,00
TANZANIA, UNITED REPUBLIC OF	29.900	10.132	-195,10	24.371	10.322	-57,65
MADAGASCAR	2.535	8.612	70,56	2.200	8.829	301,32
KENYA	31.313	8.283	-278,04	41.310	23.067	-44,16
REUNION	183.556	353.020	48,00	371.509	549.370	47,88
MOZAMBIQUE	36.004	19.570	-83,98	59.350	47.359	-20,20
BOTSWANA	0	231	100,00	0	578	--
EQUATORIAL GUINEA	2.124	0	--	1.665	0	-100,00
GHANA	28	1.450	98,07	143	2.716	1.799,30
GUINEA	0	3.190	100,00	0	7.872	--
ANGOLA	0	9.357	100,00	0	25.122	--
CONGO	23.376	58.024	59,71	19.668	60.600	208,11
CAMEROON	4.422	0	--	10.265	0	-100,00
NIGERIA	0	17.636	100,00	0	22.959	--
GABON	28.965	5.471	-429,43	61.315	19.916	-67,52
COTE D'IVOIRE	9.849	18.794	47,59	8.338	17.120	105,33
SENEGAL	4.898	2.955	-65,75	4.042	7.971	97,20
MAURITANIA	0	239	100,00	0	855	--
U.S. VIRGIN ISLANDS	0	10	100,00	0	284	--
SEYCHELLES	21.330	11.738	-81,72	50.186	20.353	-59,44
UGANDA	1.777	3.056	41,85	8.765	12.815	46,21
DJIBOUTI	4.963	0	--	7.644	0	-100,00
SOUTH AFRICA	1.349.514	1.167.836	-15,56	2.803.108	2.907.433	3,72
ZAMBIA	0	4.253	100,00	0	14.907	--
MAURITIUS	21.363	121.690	82,44	30.678	346.518	1.029,53
AUSTRALIA	2.562.850	2.560.676	-0,08	5.356.037	5.617.058	4,87
NEW ZEALAND	164.742	314.886	47,68	467.419	633.791	35,59
GUAM	15.802	38.165	58,60	79.512	70.349	-11,52
NEW CALEDONIA	109.307	46.356	-135,80	182.519	102.236	-43,99
NORTHERN MARIANA ISLANDS	13.771	5.112	-169,39	25.439	8.361	-67,13
SAINT VINCENT AND THE GRENADINES	6.448	6.723	4,09	4.728	17.374	267,47
VANUATU	32.731	17.501	-87,02	35.568	16.323	-54,11
WALLIS AND FUTUNA ISLANDS	5.364	7.074	24,17	4.942	12.373	150,36
BRITISH INDIAN OCEAN TERRITORY	6.384	4.659	-37,03	13.102	9.462	-27,78
COOK ISLANDS	725	0	--	2.832	0	-100,00
FIJI	67.094	15.434	-334,72	205.788	57.190	-72,21
SAMOA	1.232	5.566	77,87	2.860	8.100	183,22
SOLOMON ISLANDS	0	1.779	100,00	0	8.476	--
TONGA	0	513	100,00	0	1.095	--
EAST TIMOR	6.055	0	--	8.123	0	-100,00
UNITED STATES	12.160.696	10.896.588	-11,60	39.809.064	35.118.883	-11,78
CANADA	676.342	726.402	6,89	2.424.194	1.939.975	-19,97
MEXICO	737.687	583.333	-26,46	1.687.480	1.366.591	-19,02
GUATEMALA	11.340	13.475	15,84	45.727	36.794	-19,54
HONDURAS	6.294	0	--	29.650	0	-100,00
NICARAGUA	9.654	4.013	-140,57	26.062	12.355	-52,59
PANAMA	123.889	190.031	34,81	227.558	435.857	91,54
CUBA	17.014	11.551	-47,29	28.000	38.729	38,32
SURINAME	19.015	39.653	52,05	30.986	64.464	108,04
CHILE	120.964	137.702	12,16	358.532	393.192	9,67
VENEZUELA	30.354	11.576	-162,21	102.548	36.887	-64,03
ARGENTINA	111.603	133.710	16,53	262.186	322.930	23,17
BRAZIL	193.105	195.881	1,42	575.447	460.203	-20,03
COLOMBIA	36.434	172.416	78,87	120.675	546.161	352,59
BOLIVIA	4.368	1.353	-222,84	19.012	2.736	-85,61
URUGUAY	3.722	39.736	90,63	21.729	120.728	455,61

TABEL 5. PERKEMBANGAN EKSPOR INDONESIA MENURUT KOMODITI DAN NEGARA TUJUAN

JENIS BARANG	BERAT BERSIH (KG)		PERUB	NILAI FOB (US \$)		PERUB
	JAN-SEP 2006	JAN-SEP 2007	%	JAN-SEP 2006	JAN-SEP 2007	%
(1)	(2)	(3)	(4)	(5)	(6)	(7)
PARAGUAY	3.495	1.270	-175,20	5.910	6.241	5,60
ECUADOR	23.078	34.727	33,54	75.854	139.023	83,28
PERU	56.115	83.991	33,19	166.334	227.015	36,48
GUYANA	4.155	0	--	10.508	0	-100,00
TRINIDAD AND TOBAGO	11.753	27.979	57,99	32.138	57.438	78,72
BAHAMAS	17.372	10.591	-64,03	30.318	14.298	-52,84
JAMAICA	39.266	1.344	-2.821,58	97.168	4.594	-95,27
PUERTO RICO	107.025	69.560	-53,86	241.377	178.936	-25,87
BELIZE	13.078	4.478	-192,05	41.500	12.070	-70,92
DOMINICAN REPUBLIC	200.128	279.556	28,41	650.725	774.413	19,01
EL SALVADOR	14.519	9.666	-50,21	38.474	31.697	-17,61
COSTA RICA	74.594	102.929	27,53	129.300	203.063	57,05
HAITI	0	10.000	100,00	0	7.885	--
BARBADOS	50.952	11.598	-339,32	91.432	36.308	-60,29
ANTIGUA AND BARBUDA	0	33.888	100,00	0	74.683	--
ANGUILLA	0	476	100,00	0	1.413	--
ARUBA	28.191	28.445	0,89	36.826	34.093	-7,42
CAPE VERDE	0	4.806	100,00	0	10.046	--
DOMINICA	10.372	21.700	52,20	20.417	65.449	220,56
FALKLAND ISLANDS (MALVINAS)	0	4.400	100,00	0	5.742	--
FRENCH GUIANA	54.886	47.804	-14,81	135.028	99.860	-26,04
FRENCH POLYNESIA	86.559	139.559	37,98	141.336	287.332	103,30
GRENADA	6.574	11.329	41,97	19.852	35.784	80,25
MARTINIQUE	136.299	203.573	33,05	299.783	528.229	76,20
NETHERLANDS ANTILLES	76.716	188.705	59,35	167.579	408.032	143,49
SAINT LUCIA	4.449	5.235	15,01	10.882	16.601	52,55
TURKS AND CAICOS ISLANDS	0	189	100,00	0	622	--
GUADELOUPE	263.128	198.343	-32,66	558.611	561.079	0,44
UNITED KINGDOM	6.184.892	16.891.280	63,38	20.690.537	21.256.439	2,74
NETHERLANDS	5.489.203	4.642.175	-18,25	15.899.258	15.526.323	-2,35
FRANCE	3.892.921	4.046.551	3,80	8.855.588	9.310.307	5,13
GERMANY, FED. REP. OF	11.321.426	12.217.551	7,33	30.530.057	31.778.935	4,09
AUSTRIA	379.615	189.018	-100,84	786.328	414.828	-47,24
BELGIUM	3.851.554	3.685.475	-4,51	12.154.762	11.550.396	-4,97
SWITZERLAND	330.471	96.634	-241,98	612.214	309.466	-49,45
LUXEMBOURG	0	83	100,00	0	94	--
DENMARK	730.334	509.180	-43,43	2.234.773	1.718.446	-23,10
NORWAY	295.104	175.860	-67,81	795.205	643.100	-19,13
SWEDEN	767.596	622.359	-23,34	2.294.253	1.595.129	-30,47
FINLAND	763.412	773.247	1,27	1.779.075	2.099.311	18,00
IRELAND	207.539	499.740	58,47	497.043	1.096.203	120,54
ITALY	6.176.244	5.266.204	-17,28	14.411.653	13.119.780	-8,96
SPAIN	5.158.680	5.233.172	1,42	12.812.895	14.780.783	15,36
PORTUGAL	495.644	530.154	6,51	1.033.156	1.314.137	27,20
ICELAND	9.629	22.617	57,43	21.199	39.797	87,73
GREECE	2.060.891	1.501.539	-37,25	4.925.231	3.842.778	-21,98
HUNGARY	264.842	306.871	13,70	709.917	855.050	20,44
POLAND	926.390	1.232.869	24,86	2.481.931	3.155.840	27,15
ROMANIA	288.077	357.518	19,42	698.737	885.320	26,70
BULGARIA	75.514	161.362	53,20	185.152	461.273	149,13
YUGOSLAVIA	43.392	27.681	-56,76	62.613	49.346	-21,19
ARMENIA	3.600	6.300	42,86	12.849	9.074	-29,38
AZERBAIJAN	3.300	0	--	10.876	0	-100,00
BELARUS	12.260	7.937	-54,47	28.125	24.101	-14,31
KAZAKHSTAN	44.099	42.402	-4,00	113.291	94.238	-16,82
KYRGYZSTAN	3.879	2.196	-76,64	2.946	4.974	68,84
MOLDOVA, REPUBLIC OF	4.139	0	--	7.396	0	-100,00
UKRAINE	247.815	547.858	54,77	707.190	1.410.011	99,38
UZBEKISTAN	0	8.247	100,00	0	29.318	--
LITHUANIA	23.175	33.793	31,42	75.085	94.422	25,75
LATVIA	78.765	195.176	59,64	238.194	497.081	108,69
ESTONIA	64.715	96.540	32,97	137.621	221.336	60,83
GEORGIA	3.896	6.683	41,70	12.986	17.905	37,88
CROATIA	144.446	226.591	36,25	313.139	550.415	75,77
BOSNIA AND HERZEGOVINA	9.590	0	--	21.954	0	-100,00
MALTA	7.362	15.671	53,02	21.543	99.085	359,94
SLOVAKIA	66.321	42.690	-55,35	343.493	295.859	-13,87
SLOVENIA	259.372	310.673	16,51	530.024	734.426	38,56
CZECH REPUBLIC	334.869	112.478	-197,72	678.401	245.760	-63,77
REP. OF MACEDONIA	1.476	3.900	62,15	6.653	12.805	92,47
RUSSIA FEDERATION	916.608	1.145.236	19,96	3.214.424	4.038.183	25,63
-DARI BAHAN LAINNYA	550.758.916	578.816.105	4,85	1.107.809.502	1.222.484.926	10,35
JAPAN	65.616.643	67.867.877	3,32	110.234.611	114.798.177	4,14
HONG KONG	1.252.579	1.031.821	-21,39	1.678.737	1.995.261	18,85
KOREA, DEMOCRATIC PEOPLE'S REPL	19.435	139	-13.882,01	23.722	25	-99,89
KOREA, REPUBLIC OF	10.385.720	11.092.273	6,37	17.877.678	21.914.791	22,58
TAIWAN	6.066.821	7.512.660	19,25	10.254.087	13.398.112	30,66

TABEL 5. PERKEMBANGAN EKSPOR INDONESIA MENURUT KOMODITI DAN NEGARA TUJUAN

JENIS BARANG	BERAT BERSIH (KG)		PERUB	NILAI FOB (US \$)		PERUB
	JAN-SEP 2006	JAN-SEP 2007	%	JAN-SEP 2006	JAN-SEP 2007	%
(1)	(2)	(3)	(4)	(5)	(6)	(7)
CHINA	9.854.138	3.408.386	-189,11	6.407.068	4.140.776	-35,37
MACAU	104	47.900	99,78	510	463.587	90.799,41
PAPUA NEW GUINEA	24.554	14.913	-64,65	43.197	21.060	-51,25
THAILAND	754.449	415.987	-81,36	1.104.231	832.560	-24,60
SINGAPORE	10.638.223	11.210.822	5,11	12.874.030	13.268.438	3,06
PHILIPPINES	1.641.908	1.666.780	1,49	931.147	1.509.859	62,15
MALAYSIA	16.327.268	19.059.571	14,34	17.240.079	21.404.867	24,16
MYANMAR (FORM. BURMA)	8.628	5.856	-47,34	9.920	37.333	276,34
CAMBODIA	6.506	14.372	54,73	4.365	89.864	1.958,74
BRUNEI DARUSSALAM	166.389	324.941	48,79	160.214	264.622	65,17
VIET NAM	679.061	238.909	-184,23	764.872	561.563	-26,58
MALDIVES	1.671.835	1.232.477	-35,65	2.686.089	2.738.517	1,95
INDIA	1.945.935	2.059.381	5,51	2.046.815	2.800.246	36,81
PAKISTAN	76.862	11.904	-545,68	88.190	16.820	-80,93
BANGLADESH	99.569	26.606	-274,24	76.084	37.356	-50,90
SRI LANKA	555.760	381.222	-45,78	778.287	380.636	-51,09
AFGHANISTAN	520.966	129.994	-300,76	369.511	90.024	-75,64
IRAQ	171.862	0	--	127.093	0	-100,00
IRAN (ISLAMIC REPUBLIC OF)	406.743	210.726	-93,02	563.892	648.857	15,07
SAUDI ARABIA	2.684.248	2.286.919	-17,37	2.309.157	2.429.727	5,22
ISRAEL	0	33.417	100,00	0	45.688	--
KUWAIT	2.452.497	1.179.322	-107,96	2.385.140	1.695.730	-28,90
JORDAN	590.174	431.670	-36,72	726.948	644.954	-11,28
LEBANON	564.903	835.035	32,35	798.504	1.200.146	50,30
YEMEN	438.944	542.011	19,02	446.560	644.361	44,29
OMAN	729.674	501.268	-45,57	530.699	442.182	-16,68
SYRIA ARAB REPUBLIC	3.011	17.587	82,88	10.495	51.522	390,92
TURKEY	2.292.313	2.296.153	0,17	5.342.926	5.708.874	6,85
UNITED ARAB EMIRATES	23.139.432	36.674.533	36,91	17.209.770	25.654.639	49,07
QATAR	248.762	317.221	21,58	740.503	531.280	-28,25
BAHRAIN	671.050	555.830	-20,73	890.852	909.416	2,08
CYPRUS	572.138	495.227	-15,53	1.233.099	1.364.705	10,67
EGYPT	741.158	963.152	23,05	816.840	1.188.938	45,55
LIBYAN ARAB JAMAHIRIYA	650.942	269.432	-141,60	692.536	213.502	-69,17
MOROCCO	1.178.157	869.732	-35,46	1.023.234	977.438	-4,48
TUNISIA	52.804	50.650	-4,25	249.787	239.467	-4,13
ALGERIA	307.903	116.264	-164,83	251.760	134.692	-46,50
SUDAN	1.777.192	432.998	-310,44	1.401.775	480.341	-65,73
NAMIBIA	49.943	175.931	71,61	60.710	169.511	179,21
ETHIOPIA	67.842	299.752	77,37	73.716	302.179	309,92
TANZANIA, UNITED REPUBLIC OF	624.642	594.171	-5,13	623.481	610.828	-2,03
MADAGASCAR	43.145	224.953	80,82	49.467	298.318	503,06
KENYA	439.432	339.313	-29,51	290.699	288.715	-0,68
REUNION	1.637.482	1.930.405	15,17	2.603.768	3.215.415	23,49
MOZAMBIQUE	31.031	136.377	77,25	68.854	216.394	214,28
BOTSWANA	48.108	115	-41.733,04	53.224	286	-99,46
EQUATORIAL GUINEA	12.611	43.489	71,00	13.055	29.273	124,23
TOGO	18.962	12.310	-54,04	21.320	9.331	-56,23
GHANA	43.073	219.179	80,35	49.741	301.892	506,93
GUINEA	3.985	0	--	26.190	0	-100,00
ANGOLA	205.291	482.569	57,46	148.701	447.575	200,99
CONGO	75.251	94.141	20,07	96.081	103.311	7,52
CAMEROON	89.836	39.097	-129,78	95.044	26.243	-72,39
NIGERIA	165.941	110.715	-49,88	189.582	166.356	-12,25
SIERRA LEONE	18.214	0	--	18.676	0	-100,00
GABON	90.606	91.067	0,51	116.334	138.962	19,45
COTE D'IVOIRE	26.184	155.607	83,17	26.588	159.838	501,17
SENEGAL	2.594	18.071	85,65	5.456	30.811	464,72
MAURITANIA	21.758	69.848	68,85	34.749	139.875	302,53
MALI	45.244	16.067	-181,60	13.228	22.649	71,22
BENIN	266.134	520.496	48,87	337.893	588.404	74,14
BURKINA FASO	0	5.836	100,00	0	11.990	--
GAMBIA	0	5.836	100,00	0	11.990	--
U.S. VIRGIN ISLANDS	92.464	97.443	5,11	310.057	160.541	-48,22
SEYCHELLES	137.210	101.651	-34,98	290.394	160.102	-44,87
UGANDA	73.820	59.345	-24,39	67.441	93.010	37,91
NIGER	11.587	0	--	16.786	0	-100,00
DJIBOUTI	543.229	661.939	17,93	368.479	391.318	6,20
SAO TOME AND PRINCIPE	6.635	0	--	11.497	0	-100,00
SOUTH AFRICA	4.240.735	5.136.055	17,43	6.201.970	8.601.046	38,68
ZAMBIA	245.313	23.076	-963,07	157.117	25.304	-83,89
MAURITIUS	368.967	485.288	23,97	479.233	878.378	83,29
RWANDA	148.776	73.338	-102,86	153.493	73.260	-52,27
VIRGIN ISLANDS (BRITISH)	19.794	26.821	26,20	39.081	95.240	143,70
AUSTRALIA	24.007.751	23.686.847	-1,35	37.741.110	37.422.824	-0,84
NEW ZEALAND	2.426.937	2.072.230	-17,12	4.068.759	4.097.152	0,70
MICRONESIA, FEDERATED STATES OF	2.199	0	--	4.950	0	-100,00
GUAM	141.610	71.806	-97,21	355.607	86.248	-75,75

TABEL 5. PERKEMBANGAN EKSPOR INDONESIA MENURUT KOMODITI DAN NEGARA TUJUAN

JENIS BARANG	BERAT BERSIH (KG)		PERUB	NILAI FOB (US \$)		PERUB
	JAN-SEP 2006	JAN-SEP 2007	%	JAN-SEP 2006	JAN-SEP 2007	%
(1)	(2)	(3)	(4)	(5)	(6)	(7)
PALAU	821	1.599	48,66	917	1.559	70,01
NEW CALEDONIA	719.827	799.254	9,94	1.270.979	1.299.407	2,24
NORTHERN MARIANA ISLANDS	5.226	9.341	44,05	4.617	32.618	606,48
SAINT VINCENT AND THE GRENADINES	22.594	59.653	62,12	40.892	157.246	284,54
VANUATU	46.374	48.299	3,99	39.947	92.489	131,53
WALLIS AND FUTUNA ISLANDS	14.628	12.542	-16,63	15.080	17.236	14,30
AMERICAN SAMOA	5.530	8.696	36,41	4.960	70.435	1.320,06
COOK ISLANDS	35.760	38.585	7,32	71.681	102.176	42,54
FIJI	306.809	110.132	-178,58	599.908	171.678	-71,38
MARSHALL ISLANDS	2.059	0	--	2.440	0	-100,00
SAMOA	0	10.791	100,00	0	10.837	--
SOLOMON ISLANDS	814	50	-1.528,00	1.384	665	-51,95
TONGA	1.626	631	-157,69	1.874	779	-58,43
EAST TIMOR	82.256	27.701	-196,94	156.509	83.712	-46,51
UNITED STATES	138.419.292	139.164.855	0,54	384.031.110	399.259.896	3,97
CANADA	8.149.496	8.786.228	7,25	18.896.938	21.246.651	12,43
MEXICO	1.169.342	1.189.831	1,72	2.672.201	2.740.834	2,57
GUATEMALA	92.117	122.393	24,74	157.745	227.135	43,99
HONDURAS	18.882	26.145	27,78	22.045	48.610	120,50
NICARAGUA	7.921	6.310	-25,53	6.967	4.732	-32,08
PANAMA	399.596	782.979	48,96	779.759	1.460.851	87,35
CUBA	17.332	0	--	29.720	0	-100,00
SURINAME	56.759	148.827	61,86	77.454	207.601	168,03
CHILE	267.529	302.635	11,60	415.432	547.199	31,72
VENEZUELA	158.842	178.579	11,05	301.647	433.875	43,84
ARGENTINA	360.256	528.507	31,84	769.645	1.245.963	61,89
BRAZIL	274.676	294.563	6,75	462.878	710.403	53,48
COLOMBIA	176.541	154.239	-14,46	324.652	247.028	-23,91
BOLIVIA	17.081	46.905	63,58	36.521	115.649	216,66
URUGUAY	34.973	46.377	24,59	81.354	144.450	77,56
PARAGUAY	2.268	4.092	44,57	1.691	3.911	131,28
ECUADOR	106.155	82.451	-28,75	124.527	167.782	34,74
PERU	15.831	34.456	54,05	17.805	41.545	133,33
GUYANA	11.618	3.039	-282,30	11.501	10.387	-9,69
TRINIDAD AND TOBAGO	148.850	84.283	-76,61	166.124	162.526	-2,17
BAHAMAS	101.138	101.826	0,68	178.649	264.999	48,34
JAMAICA	187.529	177.091	-5,89	316.382	286.500	-9,44
PUERTO RICO	768.270	712.854	-7,77	1.760.249	1.509.425	-14,25
BELIZE	30.534	540	-5.554,44	22.098	1.603	-92,75
DOMINICAN REPUBLIC	650.068	638.328	-1,84	1.139.839	1.379.279	21,01
EL SALVADOR	32.556	10.038	-224,33	65.701	18.117	-72,43
COSTA RICA	140.537	213.056	34,04	216.117	353.173	63,42
HAITI	4.721	0	--	3.201	0	-100,00
BARBADOS	122.641	71.737	-70,96	265.269	163.985	-38,18
ANTIGUA AND BARBUDA	73.464	37.139	-97,81	144.667	94.274	-34,83
ANGUILLA	6.963	27.337	74,53	21.648	66.523	207,29
ARUBA	175.844	181.845	3,30	319.076	427.749	34,06
BERMUDA	20.534	17.027	-20,60	79.074	61.690	-21,98
CAYMAN ISLANDS	30.218	59.318	49,06	42.320	133.913	216,43
DOMINICA	7.751	13.138	41,00	31.044	25.368	-18,28
FALKLAND ISLANDS (MALVINAS)	8.048	6.049	-33,05	26.330	7.914	-69,94
FRENCH GUIANA	87.918	88.461	0,61	163.349	217.060	32,88
FRENCH POLYNESIA	739.482	851.116	13,12	1.013.458	1.731.453	70,85
GRENADA	2.004	16.564	87,90	3.506	32.247	819,77
MARTINIQUE	328.489	262.636	-25,07	428.942	561.702	30,95
NETHERLANDS ANTILLES	328.954	351.260	6,35	692.998	852.290	22,99
NORFOLK ISLANDS	18.780	33	-56.809,09	32.368	186	-99,43
SAINT LUCIA	66.290	31.159	-112,75	222.873	83.646	-62,47
SAN MARINO	3.744	0	--	16.576	0	-100,00
TURKS AND CAICOS ISLANDS	48.802	15.754	-209,78	121.551	52.592	-56,73
GUADELOUPE	503.467	300.241	-67,69	726.147	810.206	11,58
SAINT KITTS AND NEVIS	2.718	9.847	72,40	3.860	39.529	924,07
UNITED KINGDOM	36.729.577	34.546.483	-6,32	58.669.049	67.241.396	14,61
NETHERLANDS	30.776.008	33.918.857	9,27	69.492.276	83.193.876	19,72
FRANCE	25.640.740	29.546.409	13,22	58.031.698	67.106.489	15,64
GERMANY, FED. REP. OF	17.959.605	20.244.486	11,29	42.962.144	47.641.547	10,89
AUSTRIA	397.714	447.854	11,20	1.131.607	1.375.855	21,58
BELGIUM	17.423.749	19.999.026	12,88	46.957.058	56.911.184	21,20
SWITZERLAND	680.851	577.301	-17,94	1.968.712	1.442.177	-26,75
LUXEMBOURG	16.679	6.428	-159,47	90.512	19.162	-78,83
MONACO	0	6.989	100,00	0	21.805	--
DENMARK	5.662.600	5.662.564	0,00	17.010.818	19.186.615	12,79
NORWAY	1.385.908	2.957.838	53,14	3.502.075	6.792.901	93,97
SWEDEN	4.247.654	4.649.070	8,63	9.606.763	12.059.243	25,53
FINLAND	1.301.106	1.367.669	4,87	2.717.508	4.272.552	57,22
IRELAND	3.369.166	4.042.044	16,65	7.243.621	8.915.876	23,09
ITALY	15.449.646	15.093.500	-2,36	32.660.728	33.602.633	2,88
SPAIN	21.715.305	22.256.184	2,43	43.020.293	44.686.465	3,87

TABEL 5. PERKEMBANGAN EKSPOR INDONESIA MENURUT KOMODITI DAN NEGARA TUJUAN

JENIS BARANG	BERAT BERSIH (KG)		PERUB	NILAI FOB (US \$)		PERUB
	JAN-SEP 2006	JAN-SEP 2007	%	JAN-SEP 2006	JAN-SEP 2007	%
(1)	(2)	(3)	(4)	(5)	(6)	(7)
PORTUGAL	1.367.707	2.333.505	41,39	2.008.076	3.545.379	76,56
ICELAND	48.055	151.549	68,29	99.563	283.703	184,95
GREECE	2.547.279	3.534.534	27,93	5.271.575	7.774.037	47,47
VATICAN CITY STATE (HOLY SEE)	0	775	100,00	0	150	--
DEMOCRATIC REPUBLIC OF THE CONG	55.816	183.157	69,53	60.980	201.117	229,81
HUNGARY	475.483	328.979	-44,53	633.011	643.498	1,66
POLAND	780.963	946.201	17,46	1.351.296	1.833.350	35,67
ROMANIA	61.445	158.088	61,13	78.357	279.373	256,54
BULGARIA	90.710	254.957	64,42	139.914	398.239	184,63
YUGOSLAVIA	41.688	36.821	-13,22	120.779	61.663	-48,95
ALBANIA	3.432	6.237	44,97	1.430	3.550	148,25
ARMENIA	20.162	19.981	-0,91	20.651	22.837	10,59
AZERBAIJAN	0	164	100,00	0	1.645	--
BELARUS	399	936	57,37	386	3.300	754,92
KAZAKHSTAN	5.686	5.410	-5,10	25.194	17.740	-29,59
MOLDOVA, REPUBLIC OF	1.373	0	--	1.024	0	-100,00
UKRAINE	313.870	522.461	39,92	588.012	1.138.702	93,65
UZBEKISTAN	0	1.192	100,00	0	6.830	--
LITHUANIA	46.706	61.007	23,44	89.945	151.180	68,08
LATVIA	110.511	203.888	45,80	294.734	547.796	85,86
ESTONIA	200.707	204.672	1,94	326.337	462.654	41,77
GEORGIA	14.467	20.624	29,85	22.838	63.004	175,87
CROATIA	507.012	594.694	14,74	924.288	1.054.355	14,07
BOSNIA AND HERZEGOVINA	0	3.527	100,00	0	8.913	--
MALTA	118.101	177.225	33,36	253.866	461.763	81,89
SLOVAKIA	80.554	161.479	50,11	57.624	146.253	153,81
SLOVENIA	302.444	424.164	28,70	537.025	698.363	30,04
CZECH REPUBLIC	352.812	378.918	6,89	728.006	1.311.562	80,16
REP. OF MACEDONIA	0	1.599	100,00	0	4.010	--
RUSSIA FEDERATION	332.485	552.175	39,79	765.988	1.301.374	69,89
-AN ORGANIK	1.227.932.861	1.294.307.134	5,13	357.673.544	352.830.308	-1,35
JAPAN	195.120.593	141.009.163	-38,37	60.851.730	41.405.563	-31,96
HONG KONG	833.588	548.775	-51,90	165.830	120.521	-27,32
KOREA, DEMOCRATIC PEOPLE'S REPL	15.024.261	0	--	4.845.624	0	-100,00
KOREA, REPUBLIC OF	196.501.100	220.940.716	11,06	52.409.662	59.785.490	14,07
TAIWAN	355.674.331	285.606.804	-24,53	97.444.115	77.074.080	-20,90
CHINA	35.935.934	70.107.160	48,74	17.055.119	22.626.882	32,67
PAPUA NEW GUINEA	145.733	48.140	-202,73	27.786	11.855	-57,33
THAILAND	64.942.876	99.589.948	34,79	21.719.230	25.421.862	17,05
SINGAPORE	37.366.571	31.557.037	-18,41	11.665.181	10.741.280	-7,92
PHILIPPINES	44.347.244	70.947.723	37,49	10.332.615	17.925.847	73,49
MALAYSIA	64.259.224	71.812.518	10,52	21.297.471	20.973.241	-1,52
MYANMAR (FORM. BURMA)	1.509.926	480.000	-214,57	439.123	204.854	-53,35
CAMBODIA	1.910	0	--	16.020	0	-100,00
BRUNEI DARUSSALAM	6.046.000	5.949.050	-1,63	745.580	1.029.452	38,07
NEPAL	0	20.000	100,00	0	8.730	--
VIET NAM	43.772.898	35.263.905	-24,13	15.424.298	11.398.560	-26,10
MALDIVES	7.583	18.977	60,04	1.125	6.908	514,04
INDIA	55.566.491	125.955.728	55,88	14.291.226	33.084.139	131,50
PAKISTAN	1.164.852	2.970.439	60,79	347.756	851.363	144,82
BANGLADESH	14.481.520	9.875.386	-46,64	2.040.350	1.811.192	-11,23
SRI LANKA	3.837.935	5.088.232	24,57	1.284.056	1.294.054	0,78
IRAN (ISLAMIC REPUBLIC OF)	0	200.000	100,00	0	182.000	--
SAUDI ARABIA	674.734	934.494	27,80	468.870	628.912	34,13
OMAN	0	6	100,00	0	1.400	--
TURKEY	81.030	188.107	56,92	66.782	62.761	-6,02
UNITED ARAB EMIRATES	18.861	708.973	97,34	32.536	133.930	311,64
BAHRAIN	0	31.940	100,00	0	37.900	--
EGYPT	46.200	1.489.950	96,90	39.222	132.738	238,43
SUDAN	107.250	193.056	44,45	18.662	35.912	92,43
TANZANIA, UNITED REPUBLIC OF	1.752.551	3.501.116	49,94	155.892	315.255	102,23
MADAGASCAR	384.500	593.000	35,16	54.875	75.714	37,98
KENYA	859.000	3.929.000	78,14	94.631	358.140	278,46
GUINEA	44.000	72.000	38,89	6.424	31.680	393,15
NIGERIA	28.477	172.343	83,48	61.406	193.575	215,24
BENIN	0	448	100,00	0	300	--
SOUTH AFRICA	2.405.851	576.697	-317,18	777.241	373.290	-51,97
MAURITIUS	3.293.100	3.634.231	9,39	338.345	396.408	17,16
AUSTRALIA	54.372.681	50.349.128	-7,99	15.201.044	11.976.468	-21,21
NEW ZEALAND	861.787	734.861	-17,27	688.908	587.190	-14,77
FIJI	246	0	--	2.670	0	-100,00
EAST TIMOR	394	20	-1.870,00	209	8	-96,17
UNITED STATES	21.197.271	18.404.368	-15,18	4.865.872	2.330.215	-52,11
CANADA	22.000	105.000	79,05	11.000	74.750	579,55
MEXICO	0	40.000	100,00	0	13.000	--
GUATEMALA	20.000	0	--	9.000	0	-100,00
BRAZIL	27.721	1	-2.772.000,00	4.788	2	-99,96

TABEL 5. PERKEMBANGAN EKSPOR INDONESIA MENURUT KOMODITI DAN NEGARA TUJUAN

JENIS BARANG	BERAT BERSIH (KG)		PERUB	NILAI FOB (US \$)		PERUB
	JAN-SEP 2006	JAN-SEP 2007	%	JAN-SEP 2006	JAN-SEP 2007	%
(1)	(2)	(3)	(4)	(5)	(6)	(7)
HAITI	0	1.396	100,00	0	5.573	--
UNITED KINGDOM	474.081	657.172	27,86	180.925	223.129	23,33
NETHERLANDS	112.266	162.005	30,70	60.882	80.852	32,80
FRANCE	531.319	645.102	17,64	262.998	250.971	-4,57
GERMANY, FED. REP. OF	408.134	1.217.407	66,48	136.853	896.633	555,18
AUSTRIA	2.969	1.000	-196,90	5.392	500	-90,73
BELGIUM	887.024	527.180	-68,26	365.592	176.584	-51,70
SWITZERLAND	0	1	100,00	0	16	--
DENMARK	80.003	40.000	-100,01	28.619	14.000	-51,08
NORWAY	0	25.481.610	100,00	0	6.328.727	--
SWEDEN	50.767	104.779	51,55	126.650	73.881	-41,67
FINLAND	179.661	280.102	35,86	70.399	109.654	55,76
ITALY	1.264.407	1.025.165	-23,34	410.527	589.936	43,70
SPAIN	376.000	338.497	-11,08	128.392	119.621	-6,83
PORTUGAL	88.000	22.000	-300,00	28.864	7.348	-74,54
GREECE	0	9.140	100,00	0	182.001	--
DEMOCRATIC REPUBLIC OF THE CONG	40.000	40.000	0,00	12.165	16.990	39,66
POLAND	0	66.000	100,00	0	22.044	--
ROMANIA	700.000	0	--	553.000	0	-100,00
UKRAINE	0	4	100,00	0	5	--
LITHUANIA	0	40.000	100,00	0	13.740	--
CZECH REPUBLIC	0	134	100,00	0	682	--
RUSSIA FEDERATION	6	0	--	12	0	-100,00
-ORGANIK	1.748.889.236	2.674.367.457	34,61	1.232.048.319	2.032.408.781	64,96
JAPAN	218.093.674	313.039.966	30,33	98.537.492	137.970.266	40,02
HONG KONG	9.024.666	16.037.175	43,73	21.016.044	25.136.016	19,60
KOREA, REPUBLIC OF	132.902.118	161.556.959	17,74	71.371.526	122.714.803	71,94
TAIWAN	60.521.923	167.157.555	63,79	38.592.586	145.221.321	276,29
CHINA	440.387.493	772.429.005	42,99	374.630.250	459.860.337	22,75
MACAU	0	9	100,00	0	360	--
PAPUA NEW GUINEA	0	41.069	100,00	0	51.328	--
THAILAND	110.385.669	272.053.152	59,42	71.384.062	269.579.328	277,65
SINGAPORE	43.356.892	174.577.295	75,16	42.268.412	168.896.520	299,58
PHILIPPINES	28.690.513	29.702.859	3,41	15.314.457	18.840.638	23,03
MALAYSIA	243.261.288	286.316.598	15,04	120.687.234	177.494.435	47,07
MYANMAR (FORM. BURMA)	1.390.553	1.066.739	-30,36	777.882	865.253	11,23
CAMBODIA	1.385.736	2.045.255	32,25	1.674.732	2.493.248	48,87
BRUNEI DARUSSALAM	37.737	37.995	0,68	52.222	44.656	-14,49
LAO PEOPLE'S DEMOCRATIC REPUBLI	0	690	100,00	0	495	--
NEPAL	215.310	45.000	-378,47	224.794	41.900	-81,36
VIET NAM	35.507.222	66.650.450	46,73	27.825.063	61.301.548	120,31
MALDIVES	2.841	2.898	1,97	4.761	4.654	-2,25
INDIA	76.618.200	73.444.595	-4,32	55.765.341	69.915.397	25,37
PAKISTAN	49.729.962	12.390.657	-301,35	10.037.187	15.006.010	49,50
BANGLADESH	4.621.680	2.833.327	-63,12	3.234.647	2.830.376	-12,50
SRI LANKA	407.833	1.950.969	79,10	787.549	2.210.532	180,69
AFGHANISTAN	50.746	0	--	191.877	0	-100,00
IRAN (ISLAMIC REPUBLIC OF)	1.980.649	6.076.000	67,40	1.909.868	7.442.101	289,67
SAUDI ARABIA	2.073.666	13.968.395	85,15	3.005.784	15.657.500	420,91
KUWAIT	54.058	85.336	36,65	125.606	225.037	79,16
JORDAN	1.203.129	703.088	-71,12	890.584	487.816	-45,23
LEBANON	35.000	70.000	50,00	46.984	96.547	105,49
YEMEN	89.949	1.136	-7.818,05	122.583	657	-99,46
OMAN	1.852	11.513	83,91	21.700	49.168	126,58
SYRIA ARAB REPUBLIC	204.842	490.546	58,24	284.503	452.185	58,94
TURKEY	44.120.964	35.229.143	-25,24	4.262.935	32.738.127	667,97
UNITED ARAB EMIRATES	2.114.232	7.723.196	72,62	2.326.203	4.936.968	112,23
QATAR	1.330	5.241.008	99,97	5.507	5.671.551	102.888,03
CYPRUS	17.500	17.500	0,00	23.521	25.117	6,79
EGYPT	2.059.727	1.720.786	-19,70	2.052.922	1.796.806	-12,48
LIBYAN ARAB JAMAHIRIYA	0	15.000	100,00	0	6.882	--
MOROCCO	511.200	341.599	-49,65	423.006	411.830	-2,64
TUNISIA	20.000	0	--	12.900	0	-100,00
ALGERIA	115.350	37.500	-207,60	170.420	92.881	-45,50
SUDAN	1.951	147.812	98,68	19.912	93.464	369,39
ETHIOPIA	3.230	0	--	52.173	0	-100,00
TANZANIA, UNITED REPUBLIC OF	212.800	643.075	66,91	91.866	379.750	313,37
MADAGASCAR	184.816	58.149	-217,83	233.624	75.252	-67,79
SOMALIA	978	0	--	14.990	0	-100,00
KENYA	153.754	478.516	67,87	195.253	322.733	65,29
MOZAMBIQUE	300.000	20.000	-1.400,00	184.700	13.800	-92,53
GHANA	397.505	411.120	3,31	334.425	287.764	-13,95
GUINEA	13.455	1	-1.345.400,00	26.910	10	-99,96
CAMEROON	21.600	84.300	74,38	7.236	49.253	580,67
NIGERIA	7.806.645	11.954.666	34,70	5.012.659	6.758.716	34,83
SIERRA LEONE	229.156	106.142	-115,90	248.137	130.556	-47,39
COTE D'IVOIRE	345.600	166.400	-107,69	128.953	110.504	-14,31

TABEL 5. PERKEMBANGAN EKSPOR INDONESIA MENURUT KOMODITI DAN NEGARA TUJUAN

JENIS BARANG	BERAT BERSIH (KG)		PERUB	NILAI FOB (US \$)		PERUB
	JAN-SEP 2006	JAN-SEP 2007	%	JAN-SEP 2006	JAN-SEP 2007	%
(1)	(2)	(3)	(4)	(5)	(6)	(7)
SENEGAL	34.170	2.941	-1.061,85	25.891	22.620	-12,63
BENIN	14.341	34.618	58,57	28.540	82.627	189,51
DJIBOUTI	20.000	108.000	81,48	13.200	68.400	418,18
SAINT HELENA	63.000	0	--	52.486	0	-100,00
SWAZILAND	0	2.100	100,00	0	152.483	--
SOUTH AFRICA	2.960.776	3.013.533	1,75	2.992.919	3.077.603	2,83
ZIMBABWE	20.000	0	--	12.000	0	-100,00
ZAMBIA	0	320.000	100,00	0	187.900	--
MALAWI	340.000	262.000	-29,77	212.200	165.050	-22,22
MAURITIUS	121.150	173.622	30,22	136.643	190.736	39,59
AUSTRALIA	21.812.728	16.986.663	-28,41	21.659.313	18.525.886	-14,47
NEW ZEALAND	2.572.507	2.363.026	-8,86	2.519.411	2.405.087	-4,54
NEW CALEDONIA	0	1.149	100,00	0	1.370	--
NORTHERN MARIANA ISLANDS	21.000	0	--	22.992	0	-100,00
AMERICAN SAMOA	0	1.060	100,00	0	1.513	--
FIJI	20.533	1.284	-1.499,14	24.338	4.502	-81,50
SOLOMON ISLANDS	848	5.485	84,54	6.041	37.587	522,20
TOKELAU	100.000	0	--	102.100	0	-100,00
EAST TIMOR	211.097	94.559	-123,24	257.704	194.777	-24,42
UNITED STATES	40.706.618	39.713.672	-2,50	40.863.213	42.542.077	4,11
CANADA	2.332.905	2.359.016	1,11	1.942.976	2.717.632	39,87
MEXICO	1.070.014	1.205.092	11,21	1.348.656	2.390.011	77,21
GUATEMALA	143.100	154.799	7,56	51.284	169.558	230,63
HONDURAS	21.600	0	--	8.364	0	-100,00
CHILE	526.326	1.630.449	67,72	467.409	1.594.570	241,15
VENEZUELA	412.999	603.199	31,53	492.864	779.955	58,25
ARGENTINA	1.875.152	1.683.857	-11,36	1.601.422	1.855.055	15,84
BRAZIL	12.195.628	3.846.785	-217,03	7.836.250	4.011.733	-48,81
COLOMBIA	1.185.798	1.869.068	36,56	1.281.350	2.405.447	87,73
URUGUAY	39.900	89.000	55,17	541.465	440.143	-18,71
PARAGUAY	95.200	60.000	-58,67	65.131	35.174	-45,99
ECUADOR	69.200	35.000	-97,71	88.280	44.680	-49,39
PERU	400.150	1.015.900	60,61	754.319	1.192.656	58,11
GUYANA	20.000	0	--	19.041	0	-100,00
TRINIDAD AND TOBAGO	262	0	--	2.328	0	-100,00
JAMAICA	10.917	25.975	57,97	10.641	23.366	119,58
PUERTO RICO	8.000	500	-1.500,00	557.769	26.340	-95,28
DOMINICAN REPUBLIC	95.198	122.499	22,29	88.887	152.373	71,42
EL SALVADOR	19.500	0	--	5.265	0	-100,00
COSTA RICA	21.600	87.506	75,32	7.560	117.589	1.455,41
DOMINICA	194.400	21.600	-800,00	70.054	9.878	-85,90
UNITED KINGDOM	10.552.240	9.309.376	-13,35	10.583.115	10.458.164	-1,18
NETHERLANDS	19.895.660	26.387.813	24,60	24.390.446	31.971.614	31,08
FRANCE	3.005.413	2.678.880	-12,19	4.332.284	3.749.929	-13,44
GERMANY, FED. REP. OF	16.479.790	14.599.448	-12,88	22.011.222	21.417.113	-2,70
AUSTRIA	6.325	0	--	447.253	0	-100,00
BELGIUM	41.810.749	47.602.212	12,17	57.687.795	59.134.210	2,51
SWITZERLAND	164.533	281.109	41,47	385.275	697.453	81,03
DENMARK	51.000	196.000	73,98	29.436	220.874	650,35
NORWAY	995.154	174.175	-471,35	896.915	198.475	-77,87
SWEDEN	999.999	1.260.000	20,64	1.282.259	1.555.293	21,29
FINLAND	1.655.058	1.294.856	-27,82	2.310.987	1.721.144	-25,52
IRELAND	221.254	58.336	-279,28	585.115	1.063.121	81,69
ITALY	20.304.006	18.755.760	-8,25	19.681.309	18.710.750	-4,93
SPAIN	11.243.472	17.964.070	37,41	12.613.395	18.064.185	43,21
PORTUGAL	411.815	926.343	55,54	409.799	943.667	130,28
GREECE	380.954	699.244	45,52	514.754	735.580	42,90
DEMOCRATIC REPUBLIC OF THE CONG	289.950	278.601	-4,07	422.139	449.998	6,60
HUNGARY	144.796	129.948	-11,43	302.046	299.421	-0,87
POLAND	168.000	3.853.499	95,64	251.377	4.502.031	1.690,95
ROMANIA	122.750	105.000	-16,90	165.578	136.393	-17,63
BULGARIA	387.169	355.513	-8,90	340.920	368.285	8,03
UKRAINE	421.900	347.867	-21,28	550.746	560.097	1,70
LITHUANIA	223.000	189.980	-17,38	281.463	263.764	-6,29
LATVIA	87.500	105.000	16,67	108.595	150.533	38,62
ESTONIA	63.799	178.000	64,16	66.910	136.467	103,96
CROATIA	353	35.003	98,99	924	44.127	4.675,65
SLOVENIA	825.994	757.497	-9,04	1.014.873	951.333	-6,26
CZECH REPUBLIC	884.500	1.432.000	38,23	1.053.744	1.585.300	50,44
RUSSIA FEDERATION	6.468.492	7.335.826	11,82	6.543.357	7.900.686	20,74
-LAINNYA	453.056.865	899.770.243	49,65	199.770.644	396.072.184	98,26
JAPAN	19.950.107	55.057.733	63,77	12.650.027	29.455.480	132,85
HONG KONG	700	132.640	99,47	634	226.005	35.547,48
KOREA, REPUBLIC OF	112.854.893	120.669.034	6,48	65.550.800	74.660.879	13,90
TAIWAN	11.061.884	48.932.726	77,39	6.102.004	23.994.597	293,22
CHINA	25.404.450	65.786.044	61,38	9.889.144	34.619.200	250,07
THAILAND	16.183.973	37.648.829	57,01	10.106.783	22.911.498	126,69

TABEL 5. PERKEMBANGAN EKSPOR INDONESIA MENURUT KOMODITI DAN NEGARA TUJUAN

JENIS BARANG	BERAT BERSIH (KG)		PERUB	NILAI FOB (US \$)		PERUB
	JAN-SEP 2006	JAN-SEP 2007	%	JAN-SEP 2006	JAN-SEP 2007	%
(1)	(2)	(3)	(4)	(5)	(6)	(7)
SINGAPORE	260.338.150	546.971.517	52,40	90.523.860	201.065.438	122,11
PHILIPPINES	5.767.004	820.536	-602,83	2.968.652	917.621	-69,09
MALAYSIA	714.315	22.740.276	96,86	771.910	6.984.970	804,89
MYANMAR (FORM. BURMA)	603.400	619.662	2,62	871.727	609.403	-30,09
CAMBODIA	0	317	100,00	0	2.507	--
BRUNEI DARUSSALAM	0	16.541	100,00	0	17.041	--
VIET NAM	9.913	65.165	84,79	23.514	102.171	334,51
MALDIVES	3.166	0	--	6.847	0	-100,00
INDIA	13.326	1.727	-671,63	18.579	5.067	-72,73
PAKISTAN	1.959	4.460	56,08	4.938	14.452	192,67
BANGLADESH	122.040	49.360	-147,24	113.355	84.125	-25,79
SRI LANKA	11.759	16.174	27,30	25.707	40.089	55,95
JORDAN	0	24.000	100,00	0	56.120	--
UNITED ARAB EMIRATES	3.710	2.101	-76,58	10.932	11.644	6,51
SUDAN	0	1.867	100,00	0	3.254	--
MADAGASCAR	262	72	-263,89	100	19	-81,00
SOUTH AFRICA	18	28	35,71	33	23	-30,30
AUSTRALIA	234	71.662	99,67	1.884	119.955	6.267,04
NEW ZEALAND	2.119	67.694	96,87	6.192	82.719	1.235,90
FIJI	0	364	100,00	0	1.523	--
UNITED STATES	8.344	67.395	87,62	14.182	82.727	483,32
UNITED KINGDOM	0	1.402	100,00	0	3.325	--
NETHERLANDS	117	5	-2.240,00	588	5	-99,15
FRANCE	31	0	--	51	0	-100,00
GERMANY, FED. REP. OF	888	13	-6.730,77	104.686	262	-99,75
SWITZERLAND	100	0	--	3.448	0	-100,00
DENMARK	0	899	100,00	0	65	--
PORTUGAL	3	0	--	67	0	-100,00
PUPUK	86.922.198	538.174.986	83,85	17.794.722	148.531.736	734,70
JAPAN	29.862.137	28.767.103	-3,81	3.978.826	3.753.012	-5,68
HONG KONG	13	268	95,15	103	413	300,97
KOREA, REPUBLIC OF	482.800	503.289	4,07	61.350	71.453	16,47
TAIWAN	329.628	714.705	53,88	63.289	106.103	67,65
CHINA	37.856	129.497	70,77	32.829	22.655	-30,99
THAILAND	7.147.849	78.097.147	90,85	1.643.668	22.924.652	1.294,73
SINGAPORE	1.450.248	479.237	-202,62	278.547	67.217	-75,87
PHILIPPINES	6.119.809	125.511.820	95,12	1.367.086	36.900.565	2.599,21
MALAYSIA	9.488.759	98.984.826	90,41	2.218.376	29.152.438	1.214,13
MYANMAR (FORM. BURMA)	700.000	0	--	109.029	0	-100,00
BRUNEI DARUSSALAM	0	1.000	100,00	0	3.630	--
LAO PEOPLE'S DEMOCRATIC REPUBLI	0	516	100,00	0	370	--
VIET NAM	27.693.647	580.038	-4.674,45	6.827.811	50.387	-99,26
MALDIVES	0	176	100,00	0	232	--
INDIA	1.000	124.835.048	100,00	3.000	33.324.701	1.110.723,37
PAKISTAN	0	500.000	100,00	0	187.500	--
BANGLADESH	0	10.000.000	100,00	0	2.510.000	--
SRI LANKA	0	34.430.000	100,00	0	10.007.310	--
JORDAN	0	44.000	100,00	0	14.960	--
OMAN	0	88.000	100,00	0	13.200	--
TURKEY	0	440.000	100,00	0	127.600	--
UNITED ARAB EMIRATES	0	300.000	100,00	0	75.000	--
EGYPT	200.000	0	--	69.700	0	-100,00
KENYA	633.569	1.314.121	51,79	159.120	338.680	112,85
AUSTRALIA	2.015.600	3.700.525	45,53	401.177	775.690	93,35
NEW ZEALAND	67.000	132.000	49,24	8.865	21.516	142,71
MICRONESIA, FEDERATED STATES OF	6	0	--	14	0	-100,00
UNITED STATES	236.374	538.662	56,12	53.521	537.683	904,62
CHILE	0	27.500.000	100,00	0	6.985.000	--
BRAZIL	0	86.184	100,00	0	268.447	--
NETHERLANDS	30.146	42.800	29,57	15.484	13.901	-10,22
FRANCE	0	154.000	100,00	0	20.020	--
GERMANY, FED. REP. OF	950	0	--	2.655	0	-100,00
AUSTRIA	72.000	0	--	9.360	0	-100,00
BELGIUM	45.500	40.000	-13,75	290.600	117.200	-59,67
SWITZERLAND	52	24	-116,67	1.930	1	-99,95
IRELAND	220.000	220.000	0,00	25.300	33.000	30,43
ITALY	11.795	0	--	67.482	0	-100,00
SPAIN	75.460	40.000	-88,65	105.600	107.200	1,52
PRODUK PHARMASI	7.460.570	7.576.416	1,53	92.496.873	125.343.708	35,51
JAPAN	122.502	115.170	-6,37	8.422.597	7.959.700	-5,50
HONG KONG	77.190	71.505	-7,95	1.856.520	2.111.251	13,72
KOREA, REPUBLIC OF	64.646	66.986	3,49	18.329.938	15.523.289	-15,31
TAIWAN	286.481	132.741	-115,82	345.747	340.649	-1,47
CHINA	20.976	39.819	47,32	233.106	2.385.077	923,17
MONGOLIA	49.005	52.889	7,34	339.114	372.339	9,80
MACAU	24	51	52,94	5.500	4.905	-10,82

TABEL 5. PERKEMBANGAN EKSPOR INDONESIA MENURUT KOMODITI DAN NEGARA TUJUAN

JENIS BARANG	BERAT BERSIH (KG)		PERUB	NILAI FOB (US \$)		PERUB
	JAN-SEP 2006	JAN-SEP 2007	%	JAN-SEP 2006	JAN-SEP 2007	%
	(1)	(2)	(3)	(4)	(5)	(6)
PAPUA NEW GUINEA	9.884	7.001	-41,18	151.658	87.729	-42,15
THAILAND	317.592	489.397	35,11	13.815.487	19.713.925	42,69
SINGAPORE	323.599	443.484	27,03	4.207.928	5.592.576	32,91
PHILIPPINES	488.496	695.026	29,72	6.618.548	10.722.019	62,00
MALAYSIA	673.649	1.167.132	42,28	2.518.718	3.226.165	28,09
MYANMAR (FORM. BURMA)	231.107	412.949	44,03	1.936.308	2.403.026	24,10
CAMBODIA	58.997	73.362	19,58	1.262.190	1.625.631	28,79
BRUNEI DARUSSALAM	14.242	15.422	7,65	79.649	62.794	-21,16
LAO PEOPLE'S DEMOCRATIC REPUBLI	1	1.346	99,93	10	68.250	682.400,00
NEPAL	10	2.428	99,59	50	268.096	536.092,00
VIET NAM	361.606	156.975	-130,36	4.591.138	5.614.727	22,29
MALDIVES	0	30	100,00	0	3.060	--
INDIA	5.870	8.016	26,77	7.243.657	15.702.058	116,77
PAKISTAN	127.838	155.143	17,60	1.093.771	583.954	-46,61
BANGLADESH	62.543	23.852	-162,21	870.127	206.739	-76,24
SRI LANKA	2.798.020	1.497.196	-86,88	4.013.332	3.990.831	-0,56
AFGHANISTAN	10.926	5.975	-82,86	111.077	176.693	59,07
IRAQ	0	4.486	100,00	0	43.576	--
IRAN (ISLAMIC REPUBLIC OF)	9	0	--	40	0	-100,00
SAUDI ARABIA	60.298	49.114	-22,77	201.150	985.579	389,97
KUWAIT	558	0	--	11.860	0	-100,00
JORDAN	5.281	3.503	-50,76	40.879	291.741	613,67
LEBANON	14	6.525	99,79	752	43.327	5.661,57
YEMEN	17.156	21.691	20,91	31.043	396.263	1.176,50
OMAN	310	19	-1.531,58	1.193	1.936	62,28
SYRIA ARAB REPUBLIC	0	22	100,00	0	274	--
TURKEY	0	4.506	100,00	0	690.000	--
UNITED ARAB EMIRATES	7.891	10.772	26,75	132.842	107.407	-19,15
BAHRAIN	826	438	-88,58	12.894	4.076	-68,39
EGYPT	241	4.178	94,23	260.050	90.144	-65,34
LIBYAN ARAB JAMAHIRIYA	0	147	100,00	0	22.800	--
MOROCCO	0	1.480	100,00	0	149.680	--
ALGERIA	1.994	3.673	45,71	732.100	847.440	15,75
SUDAN	6.962	1	-696.100,00	82.253	9	-99,99
ERITREA	0	592	100,00	0	30.000	--
LESOTHO	174	167	-4,19	9.319	17.213	84,71
ETHIOPIA	1.877	29	-6.372,41	100.702	1.024	-98,98
TANZANIA, UNITED REPUBLIC OF	2.427	966	-151,24	122.804	11.032	-91,02
KENYA	5.423	2.576	-110,52	693	236.040	33.960,61
EQUATORIAL GUINEA	319	120	-165,83	934	9.660	934,26
TOGO	42.696	81.215	47,43	481.729	969.368	101,23
GHANA	12.134	104.075	88,34	138.613	1.190.868	759,13
LIBERIA	0	2.649	100,00	0	157.650	--
GUINEA	8.077	1.233	-555,07	733.106	127.450	-82,62
CAMEROON	489	1.127	56,61	23.317	57.105	144,91
NIGERIA	813.208	1.180.581	31,12	7.482.182	11.253.765	50,41
GABON	12.166	18.548	34,41	139.108	241.264	73,44
COTE D'IVOIRE	12.908	15.180	14,97	155.413	212.361	36,64
SENEGAL	6.314	1.205	-423,98	28.849	61.050	111,62
MAURITANIA	0	568	100,00	0	58.752	--
MALI	0	450	100,00	0	1.245	--
BENIN	244	7.524	96,76	1.260	38.982	2.993,81
GUINEA BISSAU	0	126	100,00	0	8.793	--
CENTRAL AFRICAN REPUBLIC	0	400	100,00	0	38.970	--
NIGER	0	4.661	100,00	0	342.750	--
CHAD	0	96	100,00	0	9.945	--
DJIBOUTI	0	104	100,00	0	10.710	--
SAO TOME AND PRINCIPE	0	31	100,00	0	3.167	--
SOUTH AFRICA	15.583	16.865	7,60	926.851	345.071	-62,77
ZIMBABWE	0	3.916	100,00	0	369.517	--
ZAMBIA	0	1.337	100,00	0	67.725	--
BURUNDI	0	962	100,00	0	48.750	--
MAURITIUS	0	948	100,00	0	22.403	--
AUSTRALIA	16.954	28.820	41,17	323.262	4.177.101	1.192,17
NEW ZEALAND	112	0	--	154	0	-100,00
GUAM	4	0	--	2.018	0	-100,00
AMERICAN SAMOA	0	6.093	100,00	0	10.032	--
FIJI	357	1.254	71,53	2.340	11.211	379,10
SAMOA	1.317	245	-437,55	66.979	14.524	-78,32
SOLOMON ISLANDS	549	134	-309,70	550	10.883	1.878,73
EAST TIMOR	17.972	0	--	110.326	0	-100,00
UNITED STATES	201.513	229.744	12,29	214.562	254.752	18,73
CANADA	2	49.439	100,00	20	43.211	215.955,00
MEXICO	1.588	123	-1.191,06	264.460	351.525	32,92
GUATEMALA	1.987	0	--	25.641	0	-100,00
PANAMA	4.135	552	-649,09	137.619	38.714	-71,87
SURINAME	6.514	7.484	12,96	19.509	69.368	255,57
VENEZUELA	1.792	0	--	140.703	0	-100,00

TABEL 5. PERKEMBANGAN EKSPOR INDONESIA MENURUT KOMODITI DAN NEGARA TUJUAN

JENIS BARANG	BERAT BERSIH (KG)		PERUB	NILAI FOB (US \$)		PERUB
	JAN-SEP 2006	JAN-SEP 2007	%	JAN-SEP 2006	JAN-SEP 2007	%
	(1)	(2)	(3)	(4)	(5)	(6)
COLOMBIA	211	0	--	1.745	0	-100,00
URUGUAY	0	500	100,00	0	128.250	--
ECUADOR	13.785	7.284	-89,25	342.824	93.514	-72,72
PERU	182	0	--	14.074	0	-100,00
EL SALVADOR	1.303	0	--	78.366	0	-100,00
CAPE VERDE	0	80	100,00	0	8.262	--
NETHERLANDS ANTILLES	1.480	0	--	30.691	0	-100,00
UNITED KINGDOM	112	18.885	99,41	372	548.926	147.460,75
NETHERLANDS	24.709	8.045	-207,13	128.351	417.980	225,65
FRANCE	3.297	3.585	8,03	130.282	147.623	13,31
GERMANY, FED. REP. OF	6.841	6.894	0,77	239.301	207.331	-13,36
AUSTRIA	1.255	1.802	30,36	39.200	58.505	49,25
BELGIUM	2.736	5.147	46,84	126.252	69.140	-45,24
SWITZERLAND	956	80	-1.095,00	20.731	237	-98,86
NORWAY	369	532	30,64	23.174	31.941	37,83
SWEDEN	237	230	-3,04	6.957	6.718	-3,44
FINLAND	16	107	85,05	40	6.905	17.162,50
ITALY	1.223	1.435	14,77	1.199	85.717	7.049,04
SPAIN	0	137	100,00	0	20	--
POLAND	5.846	1.274	-358,87	79.344	38.055	-52,04
ROMANIA	0	1.940	100,00	0	22.701	--
TAJIKISTAN	0	186	100,00	0	11.174	--
TURKMENISTAN	74	397	81,36	5.338	41.004	668,15
UZBEKISTAN	186	1.287	85,55	12.157	76.019	525,31
CROATIA	13	0	--	26	0	-100,00
RUSSIA FEDERATION	160	0	--	10.200	0	-100,00
KULIT DAN BARANG DARI KULIT	11.617.699	9.129.776	-27,25	130.774.641	169.035.335	29,26
JAPAN	148.952	186.239	20,02	3.091.985	4.888.232	58,09
HONG KONG	1.147.269	1.372.482	16,41	19.795.667	23.058.283	16,48
KOREA, REPUBLIC OF	500.518	403.914	-23,92	2.575.715	3.310.248	28,52
TAIWAN	441.497	270.851	-63,00	3.216.171	4.444.319	38,19
CHINA	1.148.652	1.251.756	8,24	17.329.543	26.812.896	54,72
MACAU	27.112	2.011	-1.248,18	41.296	74.928	81,44
PAPUA NEW GUINEA	9.020	89	-10.034,83	24.720	5.000	-79,77
THAILAND	461.174	519.282	11,19	6.569.297	10.402.566	58,35
SINGAPORE	1.130.793	497.394	-127,34	12.358.855	13.347.115	8,00
PHILIPPINES	30.051	20.277	-48,20	189.871	220.983	16,39
MALAYSIA	1.073.854	1.276.144	15,85	16.275.175	21.457.851	31,84
MYANMAR (FORM. BURMA)	0	2.615	100,00	0	49.713	--
CAMBODIA	14.214	17.289	17,79	334.658	368.075	9,99
BRUNEI DARUSSALAM	645	1.745	63,04	44.990	976	-97,83
VIET NAM	415.698	356.031	-16,76	5.797.715	6.189.511	6,76
MALDIVES	505	1.664	69,65	2.877	18.750	551,72
INDIA	776.663	523.346	-48,40	8.126.176	10.142.050	24,81
PAKISTAN	25.714	0	--	31.027	0	-100,00
BANGLADESH	85.338	121.694	29,87	1.137.615	2.260.838	98,73
SRI LANKA	2.841	3.757	24,38	104.767	145.670	39,04
IRAN (ISLAMIC REPUBLIC OF)	14.872	9.033	-64,64	24.762	28.957	16,94
SAUDI ARABIA	238	7	-3.300,00	46.894	83	-99,82
KUWAIT	2.400	0	--	6.564	0	-100,00
LEBANON	12.076	13	-92.792,31	51.842	1.379	-97,34
SYRIA ARAB REPUBLIC	0	1.118	100,00	0	6.535	--
TURKEY	82.748	24.485	-237,95	60.688	31.290	-48,44
UNITED ARAB EMIRATES	304.942	26.374	-1.056,22	210.488	228.151	8,39
BAHRAIN	0	1	100,00	0	4	--
CYPRUS	0	6	100,00	0	32	--
EGYPT	326	0	--	275	0	-100,00
TUNISIA	0	1.272	100,00	0	2.340	--
NAMIBIA	169	12	-1.308,33	560	34	-93,93
ETHIOPIA	0	75	100,00	0	5.650	--
TANZANIA, UNITED REPUBLIC OF	26	1.041	97,50	68	4.615	6.686,76
KENYA	0	1.340	100,00	0	3.310	--
REUNION	2.676	149	-1.695,97	4.490	567	-87,37
GABON	789	0	--	900	0	-100,00
SENEGAL	0	33	100,00	0	242	--
U.S. VIRGIN ISLANDS	34	0	--	118	0	-100,00
SEYCHELLES	1.659	3	-55.200,00	2.022	112	-94,46
UGANDA	20	1	-1.900,00	418	2	-99,52
SOUTH AFRICA	1.555	6.584	76,38	7.694	5.793	-24,71
ZAMBIA	33	0	--	208	0	-100,00
MAURITIUS	1.342	1.312	-2,29	864	1.858	115,05
VIRGIN ISLANDS (BRITISH)	627	0	--	8.000	0	-100,00
AUSTRALIA	31.773	222.751	85,74	573.111	1.013.664	76,87
NEW ZEALAND	43.532	21.452	-102,93	39.387	49.067	24,58
MICRONESIA, FEDERATED STATES OF	115	0	--	259	0	-100,00
GUAM	156	39	-300,00	2.208	341	-84,56
NEW CALEDONIA	5.198	1.110	-368,29	27.467	2.086	-92,41

TABEL 5. PERKEMBANGAN EKSPOR INDONESIA MENURUT KOMODITI DAN NEGARA TUJUAN

JENIS BARANG	BERAT BERSIH (KG)		PERUB	NILAI FOB (US \$)		PERUB
	JAN-SEP 2006	JAN-SEP 2007	%	JAN-SEP 2006	JAN-SEP 2007	%
(1)	(2)	(3)	(4)	(5)	(6)	(7)
NORTHERN MARIANA ISLANDS	4	3	-33,33	153	207	35,29
VANUATU	0	5	100,00	0	75	--
AMERICAN SAMOA	0	5.498	100,00	0	7.796	--
COOK ISLANDS	0	25	100,00	0	298	--
FIJI	442	1.697	73,95	1.758	5.316	202,39
SAMOA	0	47	100,00	0	134	--
EAST TIMOR	422	0	--	242	0	-100,00
UNITED STATES	332.848	491.125	32,23	10.912.169	16.595.578	52,08
CANADA	9.545	4.592	-107,86	194.901	87.537	-55,09
MEXICO	4.175	6.757	38,21	129.725	295.779	128,00
CHILE	669	198	-237,88	2.484	629	-74,68
VENEZUELA	285	588	51,53	1.289	10.187	690,30
BRAZIL	69.429	5.634	-1.132,32	467.023	16.477	-96,47
URUGUAY	210	629	66,61	716	1.718	139,94
ECUADOR	0	15	100,00	0	88	--
PERU	16	0	--	78	0	-100,00
BAHAMAS	258	0	--	186	0	-100,00
JAMAICA	1.271	244	-420,90	12.634	1.210	-90,42
PUERTO RICO	436	599	27,21	7.058	6.305	-10,67
DOMINICAN REPUBLIC	229	8.655	97,35	808	15.649	1.836,76
COSTA RICA	112	207	45,89	693	630	-9,09
BARBADOS	35	0	--	5.635	0	-100,00
ANTIGUA AND BARBUDA	3	0	--	30	0	-100,00
ANGUILLA	0	10	100,00	0	119	--
BERMUDA	226	0	--	1.579	0	-100,00
FRENCH GUIANA	48	0	--	455	0	-100,00
FRENCH POLYNESIA	1.929	1.679	-14,89	5.776	5.186	-10,21
MARTINIQUE	559	61	-816,39	3.069	347	-88,69
NETHERLANDS ANTILLES	1.076	518	-107,72	22.265	6.753	-69,67
SAINT LUCIA	0	31	100,00	0	1.099	--
GUADELOUPE	228	462	50,65	980	2.314	136,12
UNITED KINGDOM	68.764	18.692	-267,88	1.133.848	569.733	-49,75
NETHERLANDS	299.836	126.432	-137,15	2.173.010	1.416.868	-34,80
FRANCE	57.484	30.191	-90,40	846.811	526.769	-37,79
GERMANY, FED. REP. OF	167.414	157.916	-6,01	3.520.501	3.647.714	3,61
AUSTRIA	166	694	76,08	2.700	6.492	140,44
BELGIUM	5.555	2.305	-141,00	49.988	27.491	-45,00
SWITZERLAND	982	8.633	88,63	34.964	70.479	101,58
DENMARK	1.617	5.053	68,00	17.627	39.495	124,06
NORWAY	1.651.037	255	-647.365,49	3.436.939	3.042	-99,91
SWEDEN	87.358	5.994	-1.357,42	319.855	100.225	-68,67
FINLAND	6.546	156	-4.096,15	12.803	780	-93,91
IRELAND	1.773	1.989	10,86	6.055	19.393	220,28
ITALY	405.145	457.137	11,37	5.355.545	10.804.961	101,75
SPAIN	473.077	619.052	23,58	3.831.747	5.835.051	52,28
PORTUGAL	2.075	5.768	64,03	45.303	152.270	236,11
ICELAND	9.330	0	--	27.634	0	-100,00
GREECE	3.473	6.171	43,72	20.217	18.764	-7,19
HUNGARY	503	493	-2,03	2.839	1.467	-48,33
POLAND	1.330	5.323	75,01	16.126	143.965	792,75
BULGARIA	514	471	-9,13	10.699	1.138	-89,36
YUGOSLAVIA	15	29	48,28	285	360	26,32
UKRAINE	46	0	--	2.815	0	-100,00
LATVIA	0	230	100,00	0	405	--
CROATIA	923	466	-98,07	4.166	1.019	-75,54
MALTA	113	26	-334,62	1.503	174	-88,42
SLOVAKIA	352	100	-252,00	11.548	1.001	-91,33
CZECH REPUBLIC	0	130	100,00	0	732	--
KACA DAN BARANG DARI KACA	594.609.774	580.828.711	-2,37	300.509.253	318.767.419	6,08
JAPAN	66.755.555	65.793.502	-1,46	48.900.362	58.763.797	20,17
HONG KONG	2.352.346	1.671.810	-40,71	970.592	3.375.394	247,77
KOREA, DEMOCRATIC PEOPLE'S REPL	0	17.379	100,00	0	9.056	--
KOREA, REPUBLIC OF	20.499.448	20.220.173	-1,38	7.292.108	7.766.400	6,50
TAIWAN	11.526.623	9.475.075	-21,65	4.124.097	4.033.320	-2,20
CHINA	23.033.449	13.445.293	-71,31	14.134.352	10.801.410	-23,58
MACAU	0	126	100,00	0	26.063	--
PAPUA NEW GUINEA	670.974	901.263	25,55	404.219	470.123	16,30
THAILAND	32.267.315	33.595.848	3,95	11.863.500	14.139.431	19,18
SINGAPORE	25.071.391	10.653.945	-135,32	26.072.371	8.071.898	-69,04
PHILIPPINES	13.299.578	24.891.352	46,57	5.949.529	12.068.065	102,84
MALAYSIA	53.579.165	58.236.533	8,00	23.941.413	20.546.517	-14,18
MYANMAR (FORM. BURMA)	7.596.893	8.586.230	11,52	1.611.415	2.697.604	67,41
CAMBODIA	713.844	969.846	26,40	245.061	313.335	27,86
BRUNEI DARUSSALAM	759.439	745.189	-1,91	345.211	310.015	-10,20
LAO PEOPLE'S DEMOCRATIC REPUBLI	0	7	100,00	0	300	--
NEPAL	21.350	71.166	70,00	13.186	21.385	62,18
VIET NAM	8.903.465	12.541.625	29,01	5.232.781	7.656.082	46,31

TABEL 5. PERKEMBANGAN EKSPOR INDONESIA MENURUT KOMODITI DAN NEGARA TUJUAN

JENIS BARANG	BERAT BERSIH (KG)		PERUB	NILAI FOB (US \$)		PERUB
	JAN-SEP 2006	JAN-SEP 2007	%	JAN-SEP 2006	JAN-SEP 2007	%
(1)	(2)	(3)	(4)	(5)	(6)	(7)
MALDIVES	686.675	75.126	-814,03	249.320	161.824	-35,09
INDIA	42.358.838	29.339.172	-44,38	16.576.769	12.301.656	-25,79
PAKISTAN	6.889.603	8.271.683	16,71	4.513.091	5.578.370	23,60
BANGLADESH	4.863.631	3.525.705	-37,95	1.650.093	1.336.191	-19,02
SRI LANKA	3.362.841	2.808.212	-19,75	1.282.100	1.074.356	-16,20
AFGHANISTAN	523.568	855.400	38,79	342.613	586.657	71,23
IRAQ	57.488	233.313	75,36	47.353	108.544	129,22
IRAN (ISLAMIC REPUBLIC OF)	2.285.461	1.610.351	-41,92	1.689.024	1.436.350	-14,96
SAUDI ARABIA	3.095.730	4.436.332	30,22	1.561.950	2.115.668	35,45
ISRAEL	0	117	100,00	0	260	--
KUWAIT	1.174.019	1.730.155	32,14	500.437	612.463	22,39
JORDAN	1.381.612	1.033.398	-33,70	739.860	804.821	8,78
LEBANON	841.778	852.067	1,21	226.873	354.579	56,29
PALESTINA	19.581	0	--	9.986	0	-100,00
YEMEN	1.711.189	1.335.913	-28,09	658.721	633.664	-3,80
OMAN	93.470	86.441	-8,13	50.808	56.528	11,26
SYRIA ARAB REPUBLIC	2.712.518	1.980.145	-36,99	2.539.492	2.219.821	-12,59
TURKEY	34.730.039	17.958.623	-93,39	10.251.820	8.335.644	-18,69
UNITED ARAB EMIRATES	7.894.794	16.290.712	51,54	4.157.037	8.132.853	95,64
QATAR	427.537	381.418	-12,09	216.590	285.759	31,94
BAHRAIN	127.525	251.386	49,27	42.590	86.909	104,06
CYPRUS	177.554	155.815	-13,95	229.154	70.159	-69,38
EGYPT	10.703.930	8.737.223	-22,51	4.062.674	4.679.881	15,19
LIBYAN ARAB JAMAHIRIYA	180.670	375.303	51,86	102.156	130.382	27,63
MOROCCO	1.552.210	2.616.101	40,67	618.522	930.439	50,43
TUNISIA	29.620	545.972	94,57	14.628	352.564	2.310,20
ALGERIA	1.557.259	2.319.414	32,86	649.968	1.161.498	78,70
SUDAN	5.544.871	1.114.789	-397,39	1.822.163	463.224	-74,58
NAMIBIA	435	15.981	97,28	941	13.731	1.359,19
ETHIOPIA	255.750	236.768	-8,02	42.235	120.109	184,38
TANZANIA, UNITED REPUBLIC OF	43.889	170.359	74,24	13.579	83.503	514,94
MADAGASCAR	382.007	387.796	1,49	142.112	161.658	13,75
KENYA	4.547.867	5.485.216	17,09	1.018.835	1.438.475	41,19
REUNION	141.211	300.627	53,03	77.580	165.087	112,80
MOZAMBIQUE	2.182.461	2.071.983	-5,33	485.339	472.000	-2,75
BOTSWANA	41	211	80,57	77	526	583,12
EQUATORIAL GUINEA	51.371	0	--	15.079	0	-100,00
TOGO	115.782	134.227	13,74	49.051	57.364	16,95
GHANA	777.712	438.915	-77,19	248.593	184.665	-25,72
LIBERIA	104.836	0	--	24.634	0	-100,00
GUINEA	20.414	0	--	32.053	0	-100,00
ANGOLA	1.485.584	676.639	-119,55	393.867	222.244	-43,57
CONGO	58.634	13.752	-326,37	19.376	3.342	-82,75
CAMEROON	382.836	357.035	-7,23	124.916	109.099	-12,66
NIGERIA	1.371.423	528.404	-159,54	414.783	229.472	-44,68
GABON	158	83.095	99,81	483	29.798	6.069,36
COTE D'IVOIRE	309.947	350.509	11,57	91.199	104.485	14,57
SENEGAL	185.109	463.329	60,05	113.173	321.647	184,21
BENIN	194.640	78.970	-146,47	56.377	25.141	-55,41
BURKINA FASO	0	24.351	100,00	0	9.094	--
GAMBIA	722	59.470	98,79	1.023	21.665	2.017,79
U.S. VIRGIN ISLANDS	214	211	-1,42	733	582	-20,60
SEYCHELLES	46.035	46.040	0,01	34.737	45.693	31,54
UGANDA	78.404	334.309	76,55	30.526	133.394	336,98
DJIBOUTI	251.262	103.050	-143,83	114.560	48.896	-57,32
SAO TOME AND PRINCIPE	0	6.631	100,00	0	8.280	--
SOUTH AFRICA	16.844.052	18.666.693	9,76	7.727.421	7.539.971	-2,43
ZIMBABWE	51.348	124.323	58,70	21.822	83.571	282,97
ZAMBIA	27.083	29.184	7,20	19.019	23.183	21,89
MALAWI	8.392	38.700	78,32	6.871	10.292	49,79
MAURITIUS	1.962.169	1.509.017	-30,03	630.876	511.588	-18,91
RWANDA	89.964	0	--	24.615	0	-100,00
VIRGIN ISLANDS (BRITISH)	0	365	100,00	0	1.956	--
AUSTRALIA	42.137.527	39.477.725	-6,74	21.447.016	19.220.934	-10,38
NEW ZEALAND	19.443.252	33.361.205	41,72	6.282.614	10.588.221	68,53
MICRONESIA, FEDERATED STATES OF	222	0	--	500	0	-100,00
GUAM	4.571	1.377	-231,95	7.127	3.686	-48,28
PALAU	1	756	99,87	10	733	7.230,00
NEW CALEDONIA	103.143	206.177	49,97	68.122	130.489	91,55
NORTHERN MARIANA ISLANDS	618	15	-4.020,00	15.806	45	-99,72
SAINT VINCENT AND THE GRENADINES	275	183	-50,27	306	320	4,58
VANUATU	21.047	25.320	16,88	18.086	24.595	35,99
WALLIS AND FUTUNA ISLANDS	195	0	--	180	0	-100,00
AMERICAN SAMOA	19.468	0	--	5.841	0	-100,00
COOK ISLANDS	783	1.557	49,71	4.515	2.837	-37,17
FIJI	290.962	217.543	-33,75	146.010	105.455	-27,78
MARSHALL ISLANDS	186	0	--	455	0	-100,00
SAMOA	252.672	1.069.754	76,38	104.858	440.388	319,99

TABEL 5. PERKEMBANGAN EKSPOR INDONESIA MENURUT KOMODITI DAN NEGARA TUJUAN

JENIS BARANG	BERAT BERSIH (KG)		PERUB	NILAI FOB (US \$)		PERUB
	JAN-SEP 2006	JAN-SEP 2007	%	JAN-SEP 2006	JAN-SEP 2007	%
(1)	(2)	(3)	(4)	(5)	(6)	(7)
SOLOMON ISLANDS	8.946	245	-3.551,43	9.352	176	-98,12
TONGA	6.179	0	--	3.898	0	-100,00
EAST TIMOR	98.159	48.439	-102,64	43.002	28.213	-34,39
UNITED STATES	30.987.925	28.374.528	-9,21	20.974.047	21.228.693	1,21
CANADA	6.987.304	3.283.387	-112,81	2.616.769	1.440.539	-44,95
MEXICO	3.416.237	2.855.543	-19,64	1.472.653	1.459.980	-0,86
GUATEMALA	1.011.797	917.461	-10,28	461.298	494.814	7,27
HONDURAS	305.702	128.484	-137,93	109.831	48.174	-56,14
NICARAGUA	23.123	20.167	-14,66	8.553	9.031	5,59
PANAMA	2.568.314	2.175.236	-18,07	1.110.619	1.220.178	9,86
CUBA	0	251	100,00	0	1.853	--
SURINAME	52.937	87.586	39,56	19.082	38.020	99,25
CHILE	4.188.026	3.099.351	-35,13	1.858.756	1.745.853	-6,07
VENEZUELA	2.515	89.842	97,20	4.688	83.644	1.684,22
ARGENTINA	830.368	890.114	6,71	419.639	532.484	26,89
BRAZIL	2.791.867	2.607.169	-7,08	1.086.740	1.031.424	-5,09
COLOMBIA	484.123	384.916	-25,77	332.489	242.885	-26,95
BOLIVIA	134	574	76,66	178	925	419,66
URUGUAY	192.386	182.531	-5,40	86.014	96.637	12,35
PARAGUAY	0	8.839	100,00	0	6.973	--
ECUADOR	1.962.104	1.188.672	-65,07	764.824	449.711	-41,20
PERU	2.941.060	1.147.901	-156,21	1.161.059	600.661	-48,27
GUYANA	45.707	99.509	54,07	20.178	46.337	129,64
TRINIDAD AND TOBAGO	1.162.525	1.287.603	9,71	394.955	448.384	13,53
BAHAMAS	730	1.045	30,14	2.058	1.174	-42,95
JAMAICA	385.676	1.047.793	63,19	125.859	382.536	203,94
PUERTO RICO	1.091.831	958.982	-13,85	694.773	636.311	-8,41
BELIZE	8.823	10.132	12,92	9.287	11.377	22,50
DOMINICAN REPUBLIC	1.039.222	357.839	-190,42	401.773	173.736	-56,76
EL SALVADOR	297.715	703.490	57,68	89.714	230.978	157,46
COSTA RICA	186.042	175.934	-5,75	69.152	80.690	16,68
HAITI	155.083	93.552	-65,77	55.938	74.932	33,96
BARBADOS	453.615	83.402	-443,89	191.816	57.514	-70,02
ANTIGUA AND BARBUDA	1.331	19.919	93,32	617	13.287	2.053,48
ANGUILLA	39	21.677	99,82	808	16.069	1.888,74
ARUBA	22.155	21.676	-2,21	7.302	7.437	1,85
BERMUDA	0	180	100,00	0	774	--
CAYMAN ISLANDS	0	267	100,00	0	153	--
DOMINICA	18.204	56.262	67,64	11.648	33.213	185,14
FALKLAND ISLANDS (MALVINAS)	586	0	--	2.185	0	-100,00
FRENCH GUIANA	193	3.165	93,90	397	7.600	1.814,36
FRENCH POLYNESIA	20.338	57.908	64,88	39.232	40.319	2,77
GRENADA	0	37.682	100,00	0	15.906	--
MARTINIQUE	228	4.175	94,54	708	20.100	2.738,98
NETHERLANDS ANTILLES	46.341	32.681	-41,80	18.293	32.078	75,36
SAINT LUCIA	116.841	65.116	-79,44	43.189	25.707	-40,48
TURKS AND CAICOS ISLANDS	1.634	38	-4.200,00	4.229	62	-98,53
GUADELOUPE	20.396	8.594	-137,33	12.490	23.695	89,71
SAINT KITTS AND NEVIS	14	0	--	24	0	-100,00
UNITED KINGDOM	1.875.713	3.937.490	52,36	2.361.278	3.903.038	65,29
NETHERLANDS	1.181.983	1.083.085	-9,13	1.087.981	1.296.965	19,21
FRANCE	1.201.763	7.389.198	83,74	1.361.734	13.213.653	870,35
GERMANY, FED. REP. OF	1.389.339	1.969.141	29,44	2.040.936	2.468.570	20,95
AUSTRIA	43.070	6.641	-548,55	33.823	51.439	52,08
BELGIUM	552.215	234.029	-135,96	727.922	361.980	-50,27
SWITZERLAND	22.047	29.037	24,07	80.168	106.318	32,62
DENMARK	316.597	271.843	-16,46	143.438	125.699	-12,37
NORWAY	134.387	30.580	-339,46	85.816	33.873	-60,53
SWEDEN	59.653	238.003	74,94	59.660	165.772	177,86
FINLAND	64.782	281.764	77,01	38.241	203.475	432,09
IRELAND	244.294	487.358	49,87	208.543	426.757	104,64
ITALY	1.055.908	1.607.802	34,33	1.114.139	1.289.317	15,72
SPAIN	16.896.928	18.671.378	9,50	4.622.289	5.798.181	25,44
PORTUGAL	586.546	1.897.770	69,09	272.812	610.218	123,68
ICELAND	0	1.115	100,00	0	3.021	--
GREECE	1.288.626	3.189.102	59,59	564.568	1.048.069	85,64
DEMOCRATIC REPUBLIC OF THE CONG	111.483	23.223	-380,05	38.360	12.511	-67,39
HUNGARY	307.064	153.772	-99,69	158.548	67.607	-57,36
POLAND	3.217.228	3.727.174	13,68	1.773.449	2.149.084	21,18
ROMANIA	28.596	198.370	85,58	20.383	147.278	622,55
BULGARIA	91.528	139.127	34,21	44.495	71.172	59,96
YUGOSLAVIA	89	23.317	99,62	190	12.100	6.268,42
ALBANIA	92.836	52.287	-77,55	50.166	37.599	-25,05
KAZAKHSTAN	19.666	85.708	77,05	23.075	110.577	379,21
UKRAINE	683.071	629.696	-8,48	698.346	876.429	25,50
LITHUANIA	136.556	444.130	69,25	117.465	166.397	41,66
LATVIA	510	0	--	205	0	-100,00
ESTONIA	2.600	1.027	-153,16	5.848	2.440	-58,28

TABEL 5. PERKEMBANGAN EKSPOR INDONESIA MENURUT KOMODITI DAN NEGARA TUJUAN

JENIS BARANG	BERAT BERSIH (KG)		PERUB	NILAI FOB (US \$)		PERUB
	JAN-SEP 2006	JAN-SEP 2007	%	JAN-SEP 2006	JAN-SEP 2007	%
(1)	(2)	(3)	(4)	(5)	(6)	(7)
GEORGIA	51	0	--	245	0	-100,00
CROATIA	209.928	433.078	51,53	136.730	278.356	103,58
BOSNIA AND HERZEGOVINA	406.373	744.244	45,40	264.024	492.806	86,65
MALTA	10.620	6.402	-65,89	9.717	11.348	16,79
SLOVAKIA	61	2	-2.950,00	148	114	-22,97
SLOVENIA	22.814	44.900	49,19	12.496	24.207	93,72
CZECH REPUBLIC	793.264	881.685	10,03	449.250	548.212	22,03
RUSSIA FEDERATION	1.345.590	1.440.956	6,62	1.178.729	1.732.127	46,95
KERTAS DAN BARANG DARI KERTAS	2.872.179.606	3.051.576.429	5,88	2.150.874.698	2.460.697.430	14,40
JAPAN	285.974.458	217.671.496	-31,38	247.662.797	193.119.956	-22,02
HONG KONG	119.615.882	100.059.410	-19,54	84.690.768	76.729.582	-9,40
KOREA, DEMOCRATIC PEOPLE'S REPL	3.529	26.188	86,52	6.908	21.807	215,68
KOREA, REPUBLIC OF	82.151.732	68.186.693	-20,48	59.949.229	52.679.495	-12,13
TAIWAN	133.220.429	90.659.556	-46,95	77.612.880	56.657.571	-27,00
CHINA	233.487.719	204.483.751	-14,18	154.695.198	151.551.701	-2,03
MONGOLIA	43	81	46,91	10	550	5.400,00
MACAU	1	1	0,00	1	1	0,00
PAPUA NEW GUINEA	2.004.615	1.874.492	-6,94	1.955.151	1.778.892	-9,02
THAILAND	63.099.224	78.040.045	19,15	51.396.369	64.424.098	25,35
SINGAPORE	147.166.560	133.125.144	-10,55	98.577.251	92.126.662	-6,54
PHILIPPINES	68.316.035	57.931.770	-17,92	46.056.819	48.606.224	5,54
MALAYSIA	290.420.093	283.973.026	-2,27	196.131.494	208.679.350	6,40
MYANMAR (FORM. BURMA)	24.522.213	28.997.622	15,43	15.447.308	17.865.922	15,66
CAMBODIA	10.392.842	9.196.103	-13,01	6.922.537	7.289.787	5,31
BRUNEI DARUSSALAM	784.842	1.240.355	36,72	1.007.839	1.324.672	31,44
LAO PEOPLE'S DEMOCRATIC REPUBLI	22.353	6.757	-230,81	53.575	4.548	-91,51
NEPAL	131.123	291.729	55,05	750.915	2.175.896	189,77
VIET NAM	106.515.222	140.051.185	23,95	70.535.177	98.613.774	39,81
MALDIVES	661.506	871.649	24,11	762.229	1.159.973	52,18
INDIA	51.111.632	68.648.884	25,55	32.671.581	43.753.731	33,92
PAKISTAN	60.491.597	55.995.364	-8,03	45.976.287	41.790.943	-9,10
BANGLADESH	20.527.625	20.326.258	-0,99	14.661.595	15.403.074	5,06
SRI LANKA	56.712.493	48.097.602	-17,91	32.403.764	32.888.111	1,49
AFGHANISTAN	212.673	679.174	68,69	299.510	1.374.440	358,90
IRAQ	28.413	45.360	37,36	45.574	68.070	49,36
IRAN (ISLAMIC REPUBLIC OF)	87.459.835	120.982.918	27,71	61.218.713	94.026.148	53,59
SAUDI ARABIA	90.146.742	107.950.594	16,49	59.288.581	80.843.167	36,36
KUWAIT	10.156.368	11.222.395	9,50	8.812.793	10.258.593	16,41
JORDAN	14.013.293	23.324.168	39,92	11.172.747	18.976.702	69,85
LEBANON	2.356.033	6.358.192	62,94	2.136.907	5.667.635	165,23
YEMEN	13.735.221	18.390.404	25,31	10.471.633	14.996.129	43,21
OMAN	4.159.328	6.761.436	38,48	3.623.467	6.118.326	68,85
SYRIA ARAB REPUBLIC	7.768.075	22.893.314	66,07	6.269.650	18.645.592	197,39
TURKEY	31.845.348	60.998.457	47,79	24.290.751	48.977.719	101,63
UNITED ARAB EMIRATES	63.321.994	84.395.008	24,97	53.890.653	75.465.504	40,03
QATAR	5.277.673	6.038.968	12,61	5.022.554	5.847.317	16,42
BAHRAIN	5.178.322	7.950.877	34,87	4.707.060	7.440.564	58,07
CYPRUS	2.574.799	3.774.939	31,79	2.143.051	3.375.780	57,52
EGYPT	26.322.893	39.274.860	32,98	18.155.897	32.230.462	77,52
LIBYAN ARAB JAMAHIRIYA	1.703.884	2.905.597	41,36	1.609.847	2.689.182	67,05
MOROCCO	509.186	930.740	45,29	511.979	845.600	65,16
TUNISIA	35.321	40.068	11,85	138.083	32.856	-76,21
ALGERIA	124.892	475.496	73,73	58.963	385.152	553,21
SUDAN	12.123.937	16.361.024	25,90	8.542.857	13.141.004	53,82
ERITREA	74.195	111.475	33,44	54.578	107.124	96,28
NAMIBIA	3	73	95,89	13	200	1.438,46
ETHIOPIA	766.254	501.087	-52,92	434.134	379.171	-12,66
TANZANIA, UNITED REPUBLIC OF	3.334.686	2.686.497	-24,13	2.163.394	1.878.698	-13,16
MADAGASCAR	2.000.915	3.405.714	41,25	2.070.502	2.964.043	43,16
SOMALIA	47.045	564.070	91,66	897.247	6.366.694	609,58
KENYA	6.593.202	9.345.587	29,45	5.423.340	7.385.762	36,18
REUNION	1.338.491	1.643.061	18,54	1.124.043	1.541.690	37,16
MOZAMBIQUE	1.511.871	1.464.624	-3,23	1.279.855	1.243.410	-2,85
BOTSWANA	0	3	100,00	0	9	--
EQUATORIAL GUINEA	53.910	49.266	-9,43	51.552	51.191	-0,70
TOGO	6.714.773	4.872.041	-37,82	5.930.028	4.218.001	-28,87
GHANA	6.870.715	8.141.564	15,61	5.337.738	6.416.675	20,21
LIBERIA	219.227	256.549	14,55	205.545	261.562	27,25
GUINEA	2.540.748	2.963.738	14,27	1.921.277	2.386.155	24,20
ANGOLA	709.787	1.453.746	51,18	496.563	1.234.582	148,63
CONGO	2.040.778	1.379.817	-47,90	1.820.217	1.371.063	-24,68
CAMEROON	2.867.084	2.659.666	-7,80	2.408.168	2.812.317	16,78
NIGERIA	41.895.819	45.430.928	7,78	31.016.900	34.753.579	12,05
SIERRA LEONE	310.039	833.499	62,80	183.225	771.229	320,92
GABON	428.809	428.191	-0,14	396.100	483.500	22,07
COTE D'IVOIRE	1.662.661	1.915.537	13,20	1.407.188	1.547.938	10,00
SENEGAL	832.676	1.664.519	49,97	704.794	1.481.092	110,15

TABEL 5. PERKEMBANGAN EKSPOR INDONESIA MENURUT KOMODITI DAN NEGARA TUJUAN

JENIS BARANG	BERAT BERSIH (KG)		PERUB	NILAI FOB (US \$)		PERUB
	JAN-SEP 2006	JAN-SEP 2007	%	JAN-SEP 2006	JAN-SEP 2007	%
(1)	(2)	(3)	(4)	(5)	(6)	(7)
MAURITANIA	1.116.307	702.124	-58,99	1.032.650	736.134	-28,71
MALI	46.762	68.461	31,70	32.025	52.800	64,87
BENIN	1.694.523	1.831.710	7,49	1.499.220	1.761.573	17,50
BURKINA FASO	229.177	23.421	-878,51	175.518	17.701	-89,91
GAMBIA	205.968	115.407	-78,47	165.180	119.719	-27,52
U.S. VIRGIN ISLANDS	281	51	-450,98	965	185	-80,83
SEYCHELLES	51.238	37.588	-36,31	106.802	51.447	-51,83
UGANDA	364.528	568.378	35,87	260.381	605.478	132,54
CENTRAL AFRICAN REPUBLIC	962	195.961	99,51	1.378	206.388	14.877,36
CHAD	6.560	0	--	12.400	0	-100,00
DJIBOUTI	16.194.697	13.983.493	-15,81	13.459.606	12.642.679	-6,07
SAINT HELENA	5	0	--	5	0	-100,00
SAO TOME AND PRINCIPE	34.110	6.850	-397,96	39.416	7.628	-80,65
SOUTH AFRICA	35.454.694	41.188.194	13,92	24.009.275	34.972.309	45,66
ZIMBABWE	1.020.586	717.361	-42,27	787.105	559.618	-28,90
ZAMBIA	37.924	0	--	27.685	0	-100,00
MALAWI	308.098	366.440	15,92	233.385	234.672	0,55
COMOROS	55.396	70.512	21,44	55.489	79.142	42,63
MAURITIUS	16.048.647	14.863.679	-7,97	8.919.155	9.708.377	8,85
RWANDA	20.124	20.515	1,91	37.173	35.557	-4,35
ZAIRE	6.255	0	--	8.458	0	-100,00
VIRGIN ISLANDS (BRITISH)	0	1.798	100,00	0	6.322	--
AUSTRALIA	148.647.160	153.977.399	3,46	129.598.352	136.809.572	5,56
NEW ZEALAND	33.851.350	32.386.640	-4,52	26.036.296	24.514.884	-5,84
MICRONESIA, FEDERATED STATES OF	387	3.006	87,13	1.015	5.396	431,63
GUAM	44.982	46.437	3,13	77.622	83.158	7,13
PALAU	96	1.867	94,86	1.799	2.185	21,46
NAURU	12.340	0	--	14.767	0	-100,00
NEW CALEDONIA	720.900	1.778.910	59,48	528.111	1.824.813	245,54
NORTHERN MARIANA ISLANDS	25.951	37.794	31,34	23.846	33.671	41,20
SAINT VINCENT AND THE GRENADINES	0	219	100,00	0	425	--
VANUATU	61.975	88.391	29,89	79.677	95.215	19,50
WALLIS AND FUTUNA ISLANDS	1.010	31	-3.158,06	519	75	-85,55
OTH.OCEANIA	7.997	0	--	7.115	0	-100,00
AMERICAN SAMOA	61.583	0	--	138.930	0	-100,00
COOK ISLANDS	17.713	13.361	-32,57	31.909	25.718	-19,40
FIJI	2.275.714	2.209.383	-3,00	1.832.078	1.748.901	-4,54
KIRIBATI	0	12.608	100,00	0	14.334	--
SAMOA	53.709	45.221	-18,77	54.770	42.509	-22,39
SOLOMON ISLANDS	37.442	99.708	62,45	45.345	123.127	171,53
TONGA	73.724	44.773	-64,66	48.641	41.997	-13,66
TUVALU	0	270	100,00	0	314	--
EAST TIMOR	12.030	74	-16.156,76	9.936	26	-99,74
UNITED STATES	191.141.634	239.726.213	20,27	164.801.471	217.118.178	31,75
CANADA	40.535.993	53.711.540	24,53	32.965.300	46.931.098	42,37
MEXICO	1.556.104	3.396.456	54,18	1.452.928	2.995.905	106,20
GUATEMALA	2.735.232	885.118	-209,02	2.010.179	839.376	-58,24
HONDURAS	285.365	110.510	-158,23	218.026	110.439	-49,35
NICARAGUA	1.264.899	1.520.781	16,83	778.768	1.129.358	45,02
PANAMA	1.218.526	1.109.237	-9,85	974.861	1.042.782	6,97
CUBA	171.698	5.810.008	97,04	132.560	4.411.627	3.228,02
CURACAO	23.681	0	--	15.932	0	-100,00
SURINAME	143.757	165.736	13,26	156.386	140.431	-10,20
CHILE	1.239.887	1.903.916	34,88	1.380.018	1.870.335	35,53
VENEZUELA	2.106.591	431.559	-388,14	2.161.584	533.897	-75,30
ARGENTINA	1.312.501	1.833.682	28,42	1.485.070	2.003.607	34,92
BRAZIL	14.298.604	17.380.576	17,73	11.193.239	13.999.453	25,07
COLOMBIA	2.355.566	2.403.207	1,98	2.530.207	2.938.844	16,15
BOLIVIA	270	642	57,94	702	9.037	1.187,32
URUGUAY	169.454	133.699	-26,74	174.476	177.161	1,54
PARAGUAY	228.529	184.452	-23,90	288.419	232.791	-19,29
ECUADOR	1.817.392	2.129.583	14,66	2.148.139	2.313.943	7,72
PERU	2.839.079	6.290.450	54,87	2.984.487	6.076.513	103,60
GUYANA	12.169	170.954	92,88	22.920	154.210	572,82
TRINIDAD AND TOBAGO	394.498	690.260	42,85	279.167	565.893	102,71
BAHAMAS	1.015	16.524	93,86	2.348	13.713	484,03
JAMAICA	184.944	717.336	74,22	188.545	684.250	262,91
PUERTO RICO	577.000	1.840.846	68,66	449.894	1.486.406	230,39
BELIZE	3.036	52.675	94,24	13.077	51.291	292,22
DOMINICAN REPUBLIC	568.643	555.086	-2,44	512.063	570.662	11,44
EL SALVADOR	3.043.070	1.968.308	-54,60	1.998.646	1.657.513	-17,07
COSTA RICA	3.145.243	3.658.391	14,03	2.046.441	2.960.192	44,65
HAITI	500.402	25.402	-1.869,93	625.835	9.907	-98,42
BARBADOS	33.430	91.503	63,47	26.857	80.012	197,92
ANTIGUA AND BARBUDA	2.997	1.426	-110,17	9.705	3.117	-67,88
ANGUILLA	238	0	--	103	0	-100,00
ARUBA	55	16.994	99,68	1.455	14.209	876,56
BERMUDA	0	436	100,00	0	2.445	--

TABEL 5. PERKEMBANGAN EKSPOR INDONESIA MENURUT KOMODITI DAN NEGARA TUJUAN

JENIS BARANG	BERAT BERSIH (KG)		PERUB	NILAI FOB (US \$)		PERUB
	JAN-SEP 2006	JAN-SEP 2007	%	JAN-SEP 2006	JAN-SEP 2007	%
(1)	(2)	(3)	(4)	(5)	(6)	(7)
CAPE VERDE	0	18.549	100,00	0	15.293	--
CAYMAN ISLANDS	1	3.057	99,97	4	18.645	466.025,00
DOMINICA	0	3.545	100,00	0	7.204	--
FALKLAND ISLANDS (MALVINAS)	1	0	--	1	0	-100,00
FRENCH GUIANA	1.225	2.917	58,00	1.385	4.222	204,84
FRENCH POLYNESIA	576.931	756.337	23,72	554.487	790.417	42,55
GRENADA	0	271	100,00	0	1.384	--
MARTINIQUE	255	133.995	99,81	1.528	118.158	7.632,85
NETHERLANDS ANTILLES	1.172	76.400	98,47	4.831	71.463	1.379,26
SAINT LUCIA	0	2.475	100,00	0	14.858	--
GUADELOUPE	76.894	309.920	75,19	63.472	268.276	322,67
SAINT KITTS AND NEVIS	2.115	59	-3.484,75	3.536	946	-73,25
UNITED KINGDOM	20.730.538	26.591.960	22,04	21.003.939	27.303.610	29,99
NETHERLANDS	9.032.181	10.884.439	17,02	9.873.838	12.342.170	25,00
FRANCE	3.039.447	6.442.205	52,82	4.447.697	7.138.913	60,51
GERMANY, FED. REP. OF	2.915.596	2.875.778	-1,38	5.608.065	6.303.409	12,40
AUSTRIA	1.708.787	81.171	-2.005,17	1.146.107	118.366	-89,67
BELGIUM	22.602.224	35.643.244	36,59	20.005.955	33.420.444	67,05
SWITZERLAND	74.795	37.551	-99,18	498.832	310.923	-37,67
LUXEMBOURG	1	47	97,87	110	756	587,27
DENMARK	838.636	645.170	-29,99	1.756.329	1.620.719	-7,72
NORWAY	541.780	449.441	-20,55	968.349	1.056.177	9,07
SWEDEN	625.642	1.788.171	65,01	1.400.961	2.677.095	91,09
FINLAND	477.503	1.055.932	54,78	909.160	2.063.630	126,98
IRELAND	1.268.717	791.589	-60,27	1.622.244	1.070.992	-33,98
ITALY	19.629.362	25.945.544	24,34	15.949.231	23.297.272	46,07
SPAIN	13.842.071	25.095.909	44,84	13.196.824	22.640.795	71,56
PORTUGAL	36.171	4.144.616	99,13	133.793	3.080.038	2.202,09
ICELAND	13.808	248	-5.467,74	13.602	2.940	-78,39
GREECE	9.993.969	29.279.768	65,87	8.129.675	24.673.992	203,51
LIECHTENSTEIN	185.823	20.172	-821,19	497.395	60.221	-87,89
DEMOCRATIC REPUBLIC OF THE CONG	1.591.190	1.975.042	19,44	1.353.399	1.794.237	32,57
HUNGARY	15.139	28.130	46,18	23.384	68.163	191,49
POLAND	223.565	2.329.015	90,40	399.681	1.787.062	347,12
ROMANIA	273.028	2.101.322	87,01	260.495	2.015.116	673,57
BULGARIA	95.372	135.654	29,69	114.557	113.457	-0,96
YUGOSLAVIA	1.429	0	--	2.659	0	-100,00
ALBANIA	109.526	180.475	39,31	104.608	179.576	71,67
ARMENIA	0	24.570	100,00	0	14.742	--
AZERBAIJAN	730	0	--	6.750	0	-100,00
KAZAKHSTAN	24	594.138	100,00	38	505.806	1.330.968,42
KYRGYZSTAN	87.320	0	--	62.178	0	-100,00
TAJIKISTAN	0	249	100,00	0	1.630	--
UKRAINE	1.853.838	2.047.911	9,48	2.135.257	2.540.385	18,97
LITHUANIA	966.199	663.397	-45,64	1.053.777	810.207	-23,11
LATVIA	380.683	274.107	-38,88	385.589	306.110	-20,61
ESTONIA	23.125	4.521	-411,50	25.006	12.891	-48,45
GEORGIA	1.787.150	1.977.721	9,64	1.242.294	1.535.512	23,60
CROATIA	133.658	253.722	47,32	119.307	250.010	109,55
BOSNIA AND HERZEGOVINA	1.814	0	--	1.300	0	-100,00
MALTA	434.172	685.775	36,69	373.081	613.874	64,54
SLOVAKIA	134	6.745	98,01	1.358	14.722	984,09
SLOVENIA	728.323	1.525.412	52,25	631.939	1.284.737	103,30
CZECH REPUBLIC	19.278	7.637	-152,43	57.711	20.697	-64,14
RUSSIA FEDERATION	3.322.171	5.958.463	44,24	3.639.820	6.334.577	74,04
-GLISEROL DAN LARUTAN ALKALI	12.963.340	19.254.003	32,67	3.844.437	4.801.320	24,89
JAPAN	4.763.434	4.614.233	-3,23	1.332.902	1.130.664	-15,17
KOREA, REPUBLIC OF	258.630	0	--	152.257	0	-100,00
TAIWAN	100.000	60.000	-66,67	59.130	28.854	-51,20
CHINA	4.876.320	3.555.670	-37,14	829.237	526.034	-36,56
PAPUA NEW GUINEA	0	823	100,00	0	765	--
THAILAND	408	2	-20.300,00	1.300	2	-99,85
PHILIPPINES	677.698	260.250	-160,40	212.910	124.408	-41,57
MALAYSIA	20.000	7.980.270	99,75	12.132	1.598.507	13.075,96
INDIA	201.920	1.058.935	80,93	28.268	382.794	1.254,16
BANGLADESH	20.000	0	--	12.560	0	-100,00
IRAN (ISLAMIC REPUBLIC OF)	0	162.550	100,00	0	22.757	--
SAUDI ARABIA	380.000	100.000	-280,00	224.800	60.000	-73,31
JORDAN	140.000	0	--	80.500	0	-100,00
YEMEN	20.000	60.000	66,67	12.000	36.000	200,00
TURKEY	20.000	0	--	11.586	0	-100,00
UNITED ARAB EMIRATES	80.000	140.000	42,86	45.600	133.000	191,67
EGYPT	100.000	60.000	-66,67	54.500	41.800	-23,30
SUDAN	700.000	720.000	2,78	418.000	432.000	3,35
KENYA	0	60.000	100,00	0	36.600	--
GHANA	60.000	20.000	-200,00	31.200	12.200	-60,90
NIGERIA	0	20.000	100,00	0	12.200	--

TABEL 5. PERKEMBANGAN EKSPOR INDONESIA MENURUT KOMODITI DAN NEGARA TUJUAN

JENIS BARANG	BERAT BERSIH (KG)		PERUB	NILAI FOB (US \$)		PERUB
	JAN-SEP 2006	JAN-SEP 2007	%	JAN-SEP 2006	JAN-SEP 2007	%
(1)	(2)	(3)	(4)	(5)	(6)	(7)
SOUTH AFRICA	40.000	61.270	34,72	25.420	13.018	-48,79
AUSTRALIA	40.000	80.000	50,00	25.771	48.000	86,26
NEW ZEALAND	20.000	0	--	11.400	0	-100,00
UNITED STATES	208.780	0	--	120.717	0	-100,00
CANADA	216.150	219.999	1,75	129.816	149.521	15,18
BRAZIL	20.000	20.000	0,00	12.431	12.195	-1,90
GERMANY, FED. REP. OF	0	1	100,00	0	1	--
-MARGARIN DAN LEMAK LAINNYA	213.426.759	231.158.691	7,67	105.405.826	160.925.064	52,67
JAPAN	310.744	479.985	35,26	230.406	415.723	80,43
HONG KONG	10.716.877	4.667.980	-129,58	4.037.810	2.704.973	-33,01
KOREA, REPUBLIC OF	165.343	352.702	53,12	96.411	265.320	175,20
TAIWAN	466.287	530.019	12,02	243.655	390.933	60,45
CHINA	30.434.405	110.277.996	72,40	12.877.333	68.073.508	428,63
PAPUA NEW GUINEA	752.058	829.821	9,37	448.846	693.690	54,55
THAILAND	41.928	115	-36.359,13	21.221	4	-99,98
SINGAPORE	360.789	671.468	46,27	194.686	547.836	181,39
PHILIPPINES	2.766.418	6.304.902	56,12	1.273.182	4.473.687	251,38
MALAYSIA	106.231	461.201	76,97	79.152	415.993	425,56
MYANMAR (FORM. BURMA)	442.082	508.894	13,13	244.264	437.708	79,19
CAMBODIA	43.200	61.512	29,77	19.116	37.432	95,82
VIET NAM	11.183.554	11.543.554	3,12	4.686.346	7.927.556	69,16
MALDIVES	30.422	11.964	-154,28	19.722	11.689	-40,73
INDIA	876.512	388.325	-125,72	386.684	257.067	-33,52
BANGLADESH	0	42.750	100,00	0	27.915	--
SRI LANKA	11.775.940	12.529.656	6,02	5.213.277	7.919.124	51,90
IRAQ	59.464.899	0	--	31.924.771	0	-100,00
IRAN (ISLAMIC REPUBLIC OF)	4.945	251.232	98,03	4.900	295.000	5.920,41
SAUDI ARABIA	1.861.663	4.640.087	59,88	888.068	3.387.052	281,40
KUWAIT	66.300	100.914	34,30	49.472	95.422	92,88
YEMEN	0	66	100,00	0	99	--
OMAN	60.290	40.200	-49,98	27.678	25.447	-8,06
SYRIA ARAB REPUBLIC	1.398.000	599.280	-133,28	653.842	411.491	-37,07
TURKEY	1.516.200	2.319.800	34,64	757.709	2.039.088	169,11
UNITED ARAB EMIRATES	260.910	418.680	37,68	126.246	294.243	133,07
QATAR	40.500	77.700	47,88	17.618	44.062	150,10
BAHRAIN	60.630	80.640	24,81	27.424	55.307	101,67
CYPRUS	19.500	20.100	2,99	8.327	11.055	32,76
EGYPT	1.353.600	3.650.400	62,92	651.612	3.016.204	362,88
ALGERIA	6.578.421	6.282.999	-4,70	3.072.071	4.273.822	39,12
SUDAN	776.148	575.520	-34,86	394.774	395.079	0,08
NAMIBIA	0	73.840	100,00	0	38.028	--
ETHIOPIA	584.660	484.800	-20,60	274.453	356.559	29,92
TANZANIA, UNITED REPUBLIC OF	718.228	452.995	-58,55	347.567	324.986	-6,50
KENYA	0	21.200	100,00	0	14.660	--
MOZAMBIQUE	1.820.082	977.829	-86,13	915.063	637.823	-30,30
EQUATORIAL GUINEA	15.840	57.411	72,41	9.504	53.758	465,64
TOGO	1.053.362	1.167.596	9,78	568.683	767.235	34,91
GHANA	5.213.940	7.512.185	30,59	2.639.971	5.669.391	114,75
LIBERIA	438.479	379.184	-15,64	247.632	267.622	8,07
GUINEA	50.214	164.937	69,56	28.606	149.910	424,05
ANGOLA	7.258.376	1.503.184	-382,87	3.680.023	905.854	-75,38
CONGO	734.553	953.660	22,98	387.408	633.342	63,48
CAMEROON	168.223	279.650	39,85	101.371	194.318	91,69
NIGERIA	2.269.911	8.683.006	73,86	1.123.465	5.635.477	401,62
SIERRA LEONE	240.064	214.128	-12,11	120.943	155.629	28,68
GABON	48.544	49.337	1,61	28.510	34.711	21,75
COTE D'IVOIRE	160.000	36.400	-339,56	71.400	21.970	-69,23
SENEGAL	237	0	--	4.808	0	-100,00
MAURITANIA	16	0	--	10	0	-100,00
BENIN	8.856.839	7.083.284	-25,04	4.231.804	4.779.978	12,95
GAMBIA	112.259	20.250	-454,37	63.338	12.353	-80,50
DJIBOUTI	491.680	1.081.275	54,53	236.477	741.905	213,73
SAO TOME AND PRINCIPE	122.312	157.029	22,11	73.030	95.796	31,17
SOUTH AFRICA	3.372.310	2.667.950	-26,40	3.140.295	3.606.805	14,86
MALAWI	72.967	38.122	-91,40	39.558	21.222	-46,35
MAURITIUS	13.673	16.915	19,17	9.295	17.312	86,25
ZAIRE	53.184	0	--	28.778	0	-100,00
AUSTRALIA	765.694	730.952	-4,75	366.535	530.546	44,75
NEW ZEALAND	2.560.436	2.442.206	-4,84	1.477.826	1.882.765	27,40
MICRONESIA, FEDERATED STATES OF	5.475	0	--	2.464	0	-100,00
VANUATU	1.802	4.506	60,01	1.473	6.604	348,34
FIJI	20.001	21.200	5,66	9.901	16.006	61,66
KIRIBATI	11.099	10.296	-7,80	8.918	9.953	11,61
SOLOMON ISLANDS	15.711	57.410	72,63	17.181	51.420	199,28
EAST TIMOR	29.276	0	--	20.084	0	-100,00
UNITED STATES	79.113	16.351	-383,84	76.358	38.667	-49,36
CANADA	40.500	0	--	20.655	0	-100,00

TABEL 5. PERKEMBANGAN EKSPOR INDONESIA MENURUT KOMODITI DAN NEGARA TUJUAN

JENIS BARANG	BERAT BERSIH (KG)		PERUB	NILAI FOB (US \$)		PERUB
	JAN-SEP 2006	JAN-SEP 2007	%	JAN-SEP 2006	JAN-SEP 2007	%
(1)	(2)	(3)	(4)	(5)	(6)	(7)
SURINAME	30.475	0	--	28.700	0	-100,00
GUYANA	40.958	0	--	18.737	0	-100,00
TRINIDAD AND TOBAGO	500.507	0	--	250.886	0	-100,00
JAMAICA	1.944.563	1.009.778	-92,57	850.159	612.140	-28,00
COSTA RICA	140.147	0	--	70.224	0	-100,00
BARBADOS	120.126	0	--	61.866	0	-100,00
UNITED KINGDOM	110	1	-10.900,00	320	2	-99,38
NETHERLANDS	1.515.840	1	-151.583.900,00	511.962	6	-100,00
GERMANY, FED. REP. OF	716.000	180.000	-297,78	322.290	137.300	-57,40
FINLAND	14.457	0	--	7.560	0	-100,00
SPAIN	38.000	0	--	18.240	0	-100,00
GREECE	43.029	497.200	91,35	21.278	432.331	1.931,82
DEMOCRATIC REPUBLIC OF THE CONG	780.088	1.500.263	48,00	416.276	1.022.937	145,74
HUNGARY	190.800	0	--	85.096	0	-100,00
POLAND	133.500	0	--	67.685	0	-100,00
ROMANIA	1.730.480	1.857.400	6,83	779.081	1.513.586	94,28
BULGARIA	520.000	613.700	15,27	228.800	557.856	143,82
AZERBAIJAN	0	80.000	100,00	0	37.200	--
UKRAINE	2.597.123	3.288.924	21,03	2.249.604	6.127.466	172,38
UZBEKISTAN	0	22.500	100,00	0	28.800	--
LATVIA	0	110.085	100,00	0	129.800	--
ESTONIA	22.500	282.750	92,04	11.194	820.629	7.230,97
GEORGIA	18.809	22.000	14,50	11.224	14.850	32,31
SLOVENIA	265.000	245.000	-8,16	120.755	139.325	15,38
CZECH REPUBLIC	81.000	0	--	39.488	0	-100,00
RUSSIA FEDERATION	20.649.391	15.369.539	-34,35	10.184.391	12.734.702	25,04
-SABUN MANDI DAN CUCI	357.741.688	366.114.146	2,29	256.222.691	301.250.726	17,57
JAPAN	9.078.535	10.236.825	11,31	8.451.349	9.416.356	11,42
HONG KONG	3.760.204	3.627.870	-3,65	2.921.774	3.511.615	20,19
KOREA, DEMOCRATIC PEOPLE'S REPL	24.470	73.536	66,72	24.449	80.334	228,58
KOREA, REPUBLIC OF	2.482.144	3.567.146	30,42	2.682.000	3.983.586	48,53
TAIWAN	5.193.184	4.791.844	-8,38	4.795.974	4.978.194	3,80
CHINA	31.468.334	26.030.576	-20,89	16.483.999	15.912.668	-3,47
MONGOLIA	1.597.365	907.701	-75,98	804.085	720.252	-10,43
PAPUA NEW GUINEA	6.868.100	6.982.689	1,64	3.707.338	4.520.202	21,93
THAILAND	9.523.929	13.291.304	28,34	6.633.724	11.313.418	70,54
SINGAPORE	16.498.590	12.273.881	-34,42	17.335.282	13.636.691	-21,34
PHILIPPINES	9.779.138	8.679.626	-12,67	8.559.301	8.013.147	-6,38
MALAYSIA	41.951.458	47.142.644	11,01	31.865.886	39.170.923	22,92
MYANMAR (FORM. BURMA)	1.141.783	2.854.292	60,00	667.218	2.268.107	239,93
CAMBODIA	36.889	119.772	69,20	34.297	127.256	271,04
BRUNEI DARUSSALAM	399.230	572.619	30,28	644.945	588.300	-8,78
NEPAL	120.021	0	--	127.887	0	-100,00
VIET NAM	3.850.765	4.049.615	4,91	4.048.254	4.904.955	21,16
MALDIVES	1.158.678	1.230.305	5,82	1.070.150	1.233.236	15,24
INDIA	10.717.191	14.346.914	25,30	7.282.377	11.315.823	55,39
PAKISTAN	2.948.838	5.965.825	50,57	3.128.084	6.374.744	103,79
BANGLADESH	152.255	1.155.187	86,82	144.432	920.165	537,09
SRI LANKA	498.881	789.461	36,81	546.634	510.275	-6,65
AFGHANISTAN	37.774	74.899	49,57	44.511	87.524	96,63
IRAQ	5.154.328	324	-1.590.741,98	4.233.713	752	-99,98
IRAN (ISLAMIC REPUBLIC OF)	447.942	245.792	-82,24	482.786	252.176	-47,77
SAUDI ARABIA	1.330.749	1.542.132	13,71	1.416.675	1.587.339	12,05
KUWAIT	61.171	175.248	65,09	64.198	183.927	186,50
JORDAN	135.292	68.264	-98,19	125.991	69.912	-44,51
LEBANON	373.184	283.033	-31,85	337.119	316.553	-6,10
YEMEN	1.849.141	2.541.391	27,24	1.801.793	2.593.630	43,95
OMAN	600.000	538.068	-11,51	257.200	260.137	1,14
SYRIA ARAB REPUBLIC	38.227	319.200	88,02	47.124	431.641	815,97
TURKEY	322.439	0	--	200.671	0	-100,00
UNITED ARAB EMIRATES	8.528.823	12.429.696	31,38	6.723.819	12.089.477	79,80
QATAR	112	0	--	2.854	0	-100,00
BAHRAIN	44.512	0	--	44.325	0	-100,00
CYPRUS	66.237	42.590	-55,52	87.235	76.714	-12,06
EGYPT	11.426.322	4.024.857	-183,89	6.268.954	3.861.079	-38,41
LIBYAN ARAB JAMAHIRIYA	1.340.844	2.191.617	38,82	1.387.597	1.571.379	13,24
MOROCCO	76	0	--	181	0	-100,00
ALGERIA	5.980.910	4.158.369	-43,83	2.298.299	1.926.482	-16,18
SUDAN	1.078.133	669.536	-61,03	1.166.704	704.338	-39,63
ERITREA	264.000	417.000	36,69	168.080	339.175	101,79
NAMIBIA	915.750	1.479.941	38,12	870.617	1.712.949	96,75
ETHIOPIA	8.222.399	8.364.283	1,70	4.408.399	5.000.516	13,43
TANZANIA, UNITED REPUBLIC OF	2.346.538	1.206.388	-94,51	1.931.879	1.357.567	-29,73
MADAGASCAR	3.178.498	3.987.167	20,28	2.267.614	2.739.849	20,83
SOMALIA	357.550	325.000	-10,02	181.574	129.250	-28,82
KENYA	648.274	670.381	3,30	397.362	538.333	35,48
REUNION	96	0	--	238	0	-100,00

TABEL 5. PERKEMBANGAN EKSPOR INDONESIA MENURUT KOMODITI DAN NEGARA TUJUAN

JENIS BARANG	BERAT BERSIH (KG)		PERUB	NILAI FOB (US \$)		PERUB
	JAN-SEP 2006	JAN-SEP 2007	%	JAN-SEP 2006	JAN-SEP 2007	%
(1)	(2)	(3)	(4)	(5)	(6)	(7)
MOZAMBIQUE	4.022.801	4.405.864	8,69	2.745.152	3.668.156	33,62
EQUATORIAL GUINEA	423.707	408.236	-3,79	331.414	345.543	4,26
TOGO	4.142.023	3.979.914	-4,07	2.805.487	3.302.449	17,71
GHANA	8.213.433	14.116.423	41,82	5.714.291	10.669.206	86,71
LIBERIA	1.744.354	1.133.980	-53,83	1.172.988	931.122	-20,62
GUINEA	666.143	2.639.458	74,76	487.464	1.873.613	284,36
ANGOLA	18.609.929	13.871.313	-34,16	11.896.827	11.877.088	-0,17
CONGO	5.635.261	3.662.174	-53,88	3.448.316	2.703.321	-21,60
CAMEROON	2.859.802	3.829.558	25,32	2.011.920	2.850.365	41,67
NIGERIA	21.127.266	16.392.018	-28,89	11.227.482	12.053.990	7,36
SIERRA LEONE	1.271.355	1.744.096	27,11	1.029.786	1.445.109	40,33
GABON	715.896	865.531	17,29	500.770	692.677	38,32
COTE D'IVOIRE	168.427	192.666	12,58	129.608	184.160	42,09
SENEGAL	1.215.781	583.080	-108,51	762.312	409.166	-46,33
MAURITANIA	2.266.328	2.472.420	8,34	1.589.383	1.977.432	24,42
MALI	1.135.610	1.540.633	26,29	805.778	1.060.595	31,62
BENIN	11.966.768	12.735.153	6,03	10.255.089	11.984.608	16,86
BURKINA FASO	1.087.104	968.905	-12,20	858.090	901.306	5,04
GUINEA BISSAU	655.365	523.199	-25,26	314.541	307.456	-2,25
GAMBIA	97.314	342.408	71,58	87.740	281.272	220,57
SEYCHELLES	252.877	66.986	-277,51	177.617	82.902	-53,33
UGANDA	116.361	111.151	-4,69	113.320	81.181	-28,36
CENTRAL AFRICAN REPUBLIC	159.092	115.063	-38,27	120.483	93.354	-22,52
NIGER	175.497	143.872	-21,98	124.258	96.456	-22,37
CHAD	12.837	10.318	-24,41	11.620	14.313	23,18
DJIBOUTI	11.024.273	12.491.128	11,74	6.238.659	8.443.622	35,34
SAO TOME AND PRINCIPE	142.886	61.691	-131,62	91.985	61.824	-32,79
SOUTH AFRICA	1.522.332	2.081.707	26,87	990.609	1.611.461	62,67
ZIMBABWE	53.746	29.791	-80,41	50.605	28.845	-43,00
ZAMBIA	0	94.755	100,00	0	63.762	--
MALAWI	7.388.258	8.464.492	12,71	2.673.432	3.406.858	27,43
COMOROS	154.134	116.839	-31,92	135.126	113.581	-15,94
BURUNDI	0	11.808	100,00	0	13.325	--
MAURITIUS	1.567.354	2.870.138	45,39	832.222	1.816.380	118,26
RWANDA	123.647	173.601	28,78	121.063	192.855	59,30
ZAIRE	113.169	0	--	103.936	0	-100,00
AUSTRALIA	4.477.139	5.746.122	22,08	4.701.671	6.349.143	35,04
NEW ZEALAND	541.668	183.590	-195,04	651.564	324.223	-50,24
MICRONESIA, FEDERATED STATES OF	125.507	174.036	27,88	93.007	127.634	37,23
GUAM	34	643	94,71	395	3.240	720,25
PALAU	3.085	496	-521,98	2.648	595	-77,53
NEW CALEDONIA	61	8.084	99,25	162	11.633	7.080,86
NORTHERN MARIANA ISLANDS	22.326	0	--	25.204	0	-100,00
SAINT VINCENT AND THE GRENADINES	0	8.237	100,00	0	8.435	--
VANUATU	216.426	237.272	8,79	145.817	195.194	33,86
WALLIS AND FUTUNA ISLANDS	0	1.680	100,00	0	4.039	--
AMERICAN SAMOA	6.722	8.684	22,59	7.292	14.187	94,56
COOK ISLANDS	79.024	39.524	-99,94	59.809	32.089	-46,35
FIJI	3.910.593	3.866.807	-1,13	2.260.536	2.721.755	20,40
KIRIBATI	343.754	123.473	-178,40	265.422	107.135	-59,64
MARSHALL ISLANDS	3.646	25.562	85,74	3.333	17.917	437,56
SAMOA	633.575	830.114	23,68	511.389	718.553	40,51
SOLOMON ISLANDS	324.912	532.786	39,02	309.952	510.790	64,80
TONGA	71.836	118.508	39,38	82.916	130.690	57,62
TUVALU	17.593	27.614	36,29	14.212	22.614	59,12
EAST TIMOR	262.799	31.029	-746,95	242.812	35.211	-85,50
UNITED STATES	1.308.029	1.770.505	26,12	1.237.852	1.934.527	56,28
CANADA	405.171	125.786	-222,11	357.809	189.325	-47,09
MEXICO	60.000	44.999	-33,34	109.216	85.439	-21,77
GUATEMALA	161.151	99.053	-62,69	149.075	102.071	-31,53
HONDURAS	0	55.447	100,00	0	45.138	--
PANAMA	1.506.817	1.531.173	1,59	1.334.936	1.432.360	7,30
SURINAME	285.599	251.814	-13,42	357.380	325.442	-8,94
CHILE	464.541	515.209	9,83	353.496	417.750	18,18
VENEZUELA	25.229	0	--	21.900	0	-100,00
ARGENTINA	245	646.549	99,96	929	287.996	30.900,65
BRAZIL	656	66.017	99,01	353	75.399	21.259,49
COLOMBIA	273.298	121.312	-125,29	240.116	108.353	-54,87
BOLIVIA	823.804	938.666	12,24	696.119	851.715	22,35
PERU	14.670	25.920	43,40	13.076	25.200	92,72
GUYANA	14.688	124.157	88,17	12.750	173.640	1.261,88
TRINIDAD AND TOBAGO	203.547	186.356	-9,22	179.993	167.798	-6,78
JAMAICA	480.000	380.525	-26,14	210.300	172.785	-17,84
BELIZE	251	4.029	93,77	1.250	9.783	682,64
DOMINICAN REPUBLIC	177.405	115.296	-53,87	169.938	111.595	-34,33
EL SALVADOR	24.768	74.304	66,67	24.080	80.374	233,78
COSTA RICA	25.229	111.466	77,37	21.900	110.436	404,27
HAITI	2.759.243	4.171.214	33,85	2.652.915	4.241.877	59,89

TABEL 5. PERKEMBANGAN EKSPOR INDONESIA MENURUT KOMODITI DAN NEGARA TUJUAN

JENIS BARANG	BERAT BERSIH (KG)		PERUB	NILAI FOB (US \$)		PERUB
	JAN-SEP 2006	JAN-SEP 2007	%	JAN-SEP 2006	JAN-SEP 2007	%
(1)	(2)	(3)	(4)	(5)	(6)	(7)
BARBADOS	18.140	16.929	-7,15	23.403	24.164	3,25
BERMUDA	0	7	100,00	0	66	--
CAPE VERDE	68.772	95.613	28,07	60.247	76.097	26,31
DOMINICA	0	32.655	100,00	0	34.620	--
FRENCH POLYNESIA	2.065	96.811	97,87	3.149	63.767	1.924,99
MARTINIQUE	20.840	19	-109.584,21	9.950	110	-98,89
NETHERLANDS ANTILLES	77.308	207.627	62,77	72.499	171.368	136,37
GUADELOUPE	16	0	--	83	0	-100,00
SAINT KITTS AND NEVIS	1	0	--	2	0	-100,00
UNITED KINGDOM	723.495	619.587	-16,77	801.894	850.621	6,08
NETHERLANDS	695.161	553.959	-25,49	918.932	712.664	-22,45
FRANCE	575.494	338.826	-69,85	342.052	284.707	-16,76
GERMANY, FED. REP. OF	100.703	134.031	24,87	95.500	130.674	36,83
AUSTRIA	39	6	-550,00	263	59	-77,57
BELGIUM	471.080	529.436	11,02	517.905	462.210	-10,75
SWITZERLAND	602	968	37,81	3.993	2.037	-48,99
DENMARK	10.338	10	-103.280,00	20.178	40	-99,80
NORWAY	20	455	95,60	340	2.370	597,06
SWEDEN	0	13.868	100,00	0	13.351	--
FINLAND	28.951	16.342	-77,16	35.076	27.264	-22,27
IRELAND	439	24	-1.729,17	2.016	48	-97,62
ITALY	648.784	622.498	-4,22	436.337	468.942	7,47
SPAIN	219.047	311.240	29,62	351.116	469.018	33,58
PORTUGAL	32.077	183.958	82,56	34.637	152.171	339,33
GREECE	154.064	107.247	-43,65	168.495	124.592	-26,06
DEMOCRATIC REPUBLIC OF THE CONC	3.545.278	4.354.518	18,58	2.941.931	3.241.053	10,17
POLAND	565.285	1.988.103	71,57	296.132	1.289.173	335,34
ROMANIA	27.667	15.996	-72,96	29.777	22.031	-26,01
BULGARIA	113.594	73.487	-54,58	113.568	122.455	7,83
AZERBAIJAN	16.088	0	--	19.389	0	-100,00
UKRAINE	4.437.324	4.032.240	-10,05	2.054.736	2.634.720	28,23
LITHUANIA	56	194	71,13	373	1.259	237,53
LATVIA	0	70.310	100,00	0	102.560	--
MALTA	17.798	35.708	50,16	19.776	50.421	154,96
CZECH REPUBLIC	0	60.000	100,00	0	36.000	--
RUSSIA FEDERATION	285.688	582.239	50,93	189.094	425.715	125,13
-BAHAN CELUP ORGANIK SINTETIK	26.154.918	27.803.828	5,93	97.559.064	100.875.403	3,40
JAPAN	3.045.509	3.395.484	10,31	11.526.657	13.967.622	21,18
HONG KONG	1.817.083	1.927.265	5,72	6.031.242	7.959.946	31,98
KOREA, REPUBLIC OF	1.123.681	1.433.696	21,62	3.663.259	4.551.230	24,24
TAIWAN	1.858.126	1.288.262	-44,24	7.067.421	5.378.545	-23,90
CHINA	4.840.705	5.495.555	11,92	10.688.111	10.419.975	-2,51
THAILAND	431.941	366.383	-17,89	1.084.671	1.080.475	-0,39
SINGAPORE	4.606.646	4.379.484	-5,19	24.001.622	22.437.972	-6,51
PHILIPPINES	48.701	77.953	37,53	117.625	139.747	18,81
MALAYSIA	217.335	213.396	-1,85	800.495	658.874	-17,69
MYANMAR (FORM. BURMA)	480	0	--	1.049	0	-100,00
CAMBODIA	74.618	0	--	163.153	0	-100,00
VIET NAM	202.676	168.845	-20,04	684.984	709.103	3,52
INDIA	38.956	2.108	-1.748,01	167.511	31.733	-81,06
PAKISTAN	111.987	175.728	36,27	288.810	488.824	69,25
BANGLADESH	759.058	558.299	-35,96	1.843.276	1.248.614	-32,26
SRI LANKA	38.986	42.493	8,25	227.904	229.125	0,54
IRAN (ISLAMIC REPUBLIC OF)	23.998	22.315	-7,54	49.500	63.423	28,13
SAUDI ARABIA	14.597	14.923	2,18	27.958	12.344	-55,85
JORDAN	0	39.009	100,00	0	136.742	--
YEMEN	0	300	100,00	0	10.326	--
TURKEY	644.594	1.085.204	40,60	2.699.564	4.808.983	78,14
UNITED ARAB EMIRATES	2.000	340	-488,24	7.344	2.720	-62,96
EGYPT	800	20.081	96,02	9.040	77.948	762,26
TANZANIA, UNITED REPUBLIC OF	52.542	32.179	-63,28	100.662	77.395	-23,11
KENYA	11	6.019	99,82	9	29.620	329.011,11
NIGERIA	43.484	161.432	73,06	142.430	154.000	8,12
SOUTH AFRICA	14.320	4.920	-191,06	56.768	29.248	-48,48
MAURITIUS	0	58	100,00	0	238	--
AUSTRALIA	23.962	36.461	34,28	108.776	125.932	15,77
NEW ZEALAND	1.446	3.363	57,00	14.366	32.039	123,02
NEW CALEDONIA	40.000	0	--	48.548	0	-100,00
FIJI	720	1.590	54,72	12.096	27.768	129,56
EAST TIMOR	200	0	--	1.200	0	-100,00
UNITED STATES	2.304.636	2.441.914	5,62	6.070.181	5.968.846	-1,67
CANADA	6.069	3.629	-67,24	35.518	24.819	-30,12
MEXICO	332.930	239.196	-39,19	1.470.963	1.284.267	-12,69
HONDURAS	50.000	14.000	-257,14	150.000	45.641	-69,57
NICARAGUA	1.000	0	--	6.620	0	-100,00
CHILE	6.498	4.498	-44,46	19.760	14.170	-28,29
ARGENTINA	27.994	9.994	-180,11	91.840	74.838	-18,51

TABEL 5. PERKEMBANGAN EKSPOR INDONESIA MENURUT KOMODITI DAN NEGARA TUJUAN

JENIS BARANG	BERAT BERSIH (KG)		PERUB	NILAI FOB (US \$)		PERUB
	JAN-SEP 2006	JAN-SEP 2007	%	JAN-SEP 2006	JAN-SEP 2007	%
(1)	(2)	(3)	(4)	(5)	(6)	(7)
BRAZIL	446.777	440.048	-1,53	2.445.235	2.296.660	-6,08
COLOMBIA	500	1.300	61,54	2.300	7.410	222,17
PERU	550	760	27,63	4.928	5.317	7,89
UNITED KINGDOM	83.953	99.445	15,58	372.286	462.447	24,22
NETHERLANDS	9.228	76.355	87,91	93.258	371.472	298,33
FRANCE	16	1.221	98,69	66	38.316	57.954,55
GERMANY, FED. REP. OF	1.779.102	1.543.036	-15,30	11.420.429	9.387.653	-17,80
BELGIUM	85.880	153.332	43,99	451.569	955.401	111,57
SWITZERLAND	78.592	94.152	16,53	328.484	498.934	51,89
SWEDEN	0	655.900	100,00	0	508.738	--
ITALY	196.632	202.261	2,78	685.301	523.816	-23,56
SPAIN	523.366	750.511	30,27	1.804.273	3.051.022	69,10
PORTUGAL	11.999	0	--	46.360	0	-100,00
POLAND	93.711	103.406	9,38	263.767	403.618	53,02
ROMANIA	4.226	6.247	32,35	18.130	28.454	56,94
YUGOSLAVIA	1	0	--	11	0	-100,00
LATVIA	30.596	0	--	136.394	0	-100,00
CZECH REPUBLIC	1.500	0	--	5.340	0	-100,00
RUSSIA FEDERATION	0	9.478	100,00	0	33.053	--
-PREPARAT PEMBASMI KUMAN, DLL	34.540.366	105.000.348	67,10	66.997.817	84.125.420	25,56
JAPAN	2.820.415	3.659.993	22,94	4.811.557	5.079.668	5,57
HONG KONG	77.540	69.246	-11,98	195.497	133.272	-31,83
KOREA, REPUBLIC OF	539.173	418.508	-28,83	990.584	789.196	-20,33
TAIWAN	1.084.699	709.982	-52,78	1.772.530	1.612.431	-9,03
CHINA	734.618	65.942.746	98,89	6.153.550	11.576.156	88,12
PAPUA NEW GUINEA	147.239	202.966	27,46	171.734	148.297	-13,65
THAILAND	5.570.344	6.140.287	9,28	8.833.957	10.507.454	18,94
SINGAPORE	5.054.473	4.850.826	-4,20	7.075.031	11.225.202	58,66
PHILIPPINES	1.715.358	4.119.734	58,36	4.308.650	5.467.165	26,89
MALAYSIA	3.754.109	3.624.005	-3,59	9.146.309	7.199.453	-21,29
MYANMAR (FORM. BURMA)	199.601	291.843	31,61	123.762	186.126	50,39
BRUNEI DARUSSALAM	1.200	3.022	60,29	2.835	8.836	211,68
NEPAL	9.300	0	--	6.060	0	-100,00
VIET NAM	963.411	804.549	-19,75	5.144.502	4.865.110	-5,43
MALDIVES	51.705	55.969	7,62	88.812	96.226	8,35
INDIA	208.134	68.480	-203,93	155.919	58.545	-62,45
PAKISTAN	1.927.538	2.400.356	19,70	2.124.966	2.052.475	-3,41
BANGLADESH	507.614	453.660	-11,89	930.952	804.056	-13,63
SRI LANKA	65.456	56.479	-15,89	209.208	136.144	-34,92
SAUDI ARABIA	6.826	4.837	-41,12	99.720	57.328	-42,51
JORDAN	617	3.593	82,83	8.942	44.431	396,88
LEBANON	154.551	214.241	27,86	164.605	224.074	36,13
YEMEN	5.885	0	--	21.453	0	-100,00
OMAN	597	360	-65,83	6.121	5.181	-15,36
TURKEY	2	0	--	1	0	-100,00
UNITED ARAB EMIRATES	97.130	26.944	-260,49	69.911	48.507	-30,62
EGYPT	0	58.981	100,00	0	255.339	--
LIBYAN ARAB JAMAHIRIYA	0	93.532	100,00	0	105.540	--
ALGERIA	20.820	0	--	22.069	0	-100,00
SUDAN	17.122	26.675	35,81	84.189	112.401	33,51
TANZANIA, UNITED REPUBLIC OF	80.861	180.444	55,19	89.558	137.066	53,05
MADAGASCAR	671.495	259.140	-159,12	458.109	198.907	-56,58
KENYA	252.497	179.366	-40,77	252.157	139.238	-44,78
REUNION	47.541	20.260	-134,65	28.910	13.536	-53,18
MOZAMBIQUE	63.360	0	--	42.998	0	-100,00
EQUATORIAL GUINEA	4.130	4.273	3,35	11.381	5.452	-52,10
TOGO	160.739	119.985	-33,97	122.331	103.131	-15,70
GHANA	283.649	187.572	-51,22	206.732	148.894	-27,98
LIBERIA	0	21.600	100,00	0	15.696	--
GUINEA	43.200	22.558	-91,51	22.688	19.667	-13,32
CONGO	42.600	0	--	27.936	0	-100,00
CAMEROON	20.690	0	--	16.990	0	-100,00
NIGERIA	1.541	20.000	92,30	1.433	20.000	1.295,67
COTE D'IVOIRE	285.847	156.335	-82,84	271.247	142.686	-47,40
SENEGAL	12.856	0	--	43.397	0	-100,00
BENIN	8.430	6.720	-25,45	24.724	30.360	22,80
GAMBIA	3.448	30.140	88,56	6.886	80.374	1.067,21
SEYCHELLES	57	0	--	4.396	0	-100,00
UGANDA	86.400	151.200	42,86	56.016	97.776	74,55
NIGER	20.160	0	--	12.816	0	-100,00
SOUTH AFRICA	641.994	530.270	-21,07	743.403	547.439	-26,36
ZIMBABWE	37.798	0	--	23.195	0	-100,00
MALAWI	99.680	61.920	-60,98	61.660	36.864	-40,21
COMOROS	14.738	9.895	-48,94	16.879	8.001	-52,60
MAURITIUS	472.920	145.861	-224,23	510.988	195.369	-61,77
VIRGIN ISLANDS (BRITISH)	189	0	--	2.924	0	-100,00
AUSTRALIA	704.581	208.159	-238,48	508.153	192.536	-62,11

TABEL 5. PERKEMBANGAN EKSPOR INDONESIA MENURUT KOMODITI DAN NEGARA TUJUAN

JENIS BARANG	BERAT BERSIH (KG)		PERUB	NILAI FOB (US \$)		PERUB
	JAN-SEP 2006	JAN-SEP 2007	%	JAN-SEP 2006	JAN-SEP 2007	%
(1)	(2)	(3)	(4)	(5)	(6)	(7)
NEW ZEALAND	14.688	11.625	-26,35	681.958	379.280	-44,38
MICRONESIA, FEDERATED STATES OF GUAM	3.750	0	--	12.872	0	-100,00
NEW CALEDONIA	2.250	2.250	0,00	5.868	3.931	-33,01
VANUATU	32.594	17.640	-84,77	60.026	27.328	-54,47
WALLIS AND FUTUNA ISLANDS	8.240	3.139	-162,50	7.891	2.965	-62,43
AMERICAN SAMOA	0	1.179	100,00	0	2.834	--
COOK ISLANDS	37.768	21.825	-73,05	97.447	32.440	-66,71
FIJI	7.777	4.150	-87,40	7.474	3.700	-50,50
KIRIBATI	116.847	192.609	39,33	103.751	181.568	75,00
SAMOA	0	2.048	100,00	0	1.420	--
SOLOMON ISLANDS	168.608	176.207	4,31	143.677	140.023	-2,54
TONGA	722	1.835	60,65	849	5.760	578,45
TUVALU	26.057	13.922	-87,16	18.133	11.666	-35,66
EAST TIMOR	525	0	--	357	0	-100,00
UNITED STATES	2.405	8	-29.962,50	1.476	20	-98,64
MEXICO	17.488	853.579	97,95	1.218.142	1.543.550	26,71
GUATEMALA	1.339.491	4.066.856	67,06	1.675.535	4.856.902	189,87
HONDURAS	294.355	279.689	-5,24	270.085	239.488	-11,33
NICARAGUA	967.940	240.351	-302,72	799.875	207.144	-74,10
PANAMA	217.681	192.327	-13,18	178.858	163.041	-8,84
CUBA	20.250	0	--	16.407	0	-100,00
SURINAME	0	18.270	100,00	0	16.443	--
ARGENTINA	1.246	1.991	37,42	21.248	22.396	5,40
BRAZIL	44.200	0	--	29.622	0	-100,00
PERU	1	750	99,87	1	300	29.900,00
TRINIDAD AND TOBAGO	8.595	7.707	-11,52	98.594	16.644	-83,12
JAMAICA	54.456	54.163	-0,54	51.947	44.868	-13,63
PUERTO RICO	154.717	247.625	37,52	230.140	302.197	31,31
BELIZE	36.164	0	--	37.136	0	-100,00
DOMINICAN REPUBLIC	90	256	64,84	1.199	3.861	222,02
EL SALVADOR	36.164	253.148	85,71	37.658	222.349	490,44
COSTA RICA	240.691	182.686	-31,75	213.666	169.379	-20,73
HAITI	36.147	44.809	19,33	48.383	56.629	17,04
BARBADOS	188.554	652.618	71,11	144.124	449.681	212,01
FRENCH GUIANA	45.205	27.123	-66,67	48.501	23.680	-51,18
FRENCH POLYNESIA	7.675	7.831	1,99	19.216	14.997	-21,96
MARTINIQUE	50.488	76.722	34,19	55.192	59.640	8,06
NETHERLANDS ANTILLES	7.980	0	--	14.100	0	-100,00
GUADELOUPE	611	698	12,46	1.506	9.343	520,39
UNITED KINGDOM	0	8.030	100,00	0	11.188	--
NETHERLANDS	43	502	91,43	230	4.238	1.742,61
FRANCE	201	24.259	99,17	466	25.456	5.362,66
GERMANY, FED. REP. OF	490	65.748	99,25	518	100.952	19.388,80
AUSTRIA	22.315	24.391	8,51	48.545	65.764	35,47
BELGIUM	200	0	--	100	0	-100,00
SWITZERLAND	0	2.418	100,00	0	16.623	--
MONACO	125	2.000	93,75	4.505	10.800	139,73
DENMARK	0	49.320	100,00	0	70.495	--
NORWAY	64.872	0	--	43.192	0	-100,00
SWEDEN	40	0	--	128	0	-100,00
FINLAND	2.029	0	--	8.294	0	-100,00
IRELAND	0	80.268	100,00	0	111.909	--
ITALY	84	0	--	40	0	-100,00
SPAIN	186.376	360.596	48,31	3.986.885	9.407.696	135,97
GREECE	7	350	98,00	20	2.520	12.500,00
DEMOCRATIC REPUBLIC OF THE CONG	72.318	87.158	17,03	87.369	137.459	57,33
LATVIA	141.120	20.160	-600,00	93.024	13.248	-85,76
	60.848	0	--	80.254	0	-100,00
-DAMAR TIRUAN, BAHAN PLASTIK	932.190.081	903.794.066	-3,14	1.304.868.208	1.391.066.927	6,61
JAPAN	177.217.586	164.098.470	-7,99	278.694.809	281.441.655	0,99
HONG KONG	51.722.359	32.828.001	-57,56	42.711.215	42.886.702	0,41
KOREA, DEMOCRATIC PEOPLE'S REPL	12.873	2.137	-502,39	32.267	383	-98,81
KOREA, REPUBLIC OF	12.032.332	7.795.651	-54,35	18.278.799	15.415.696	-15,66
TAIWAN	13.615.941	11.657.251	-16,80	23.380.938	24.096.460	3,06
CHINA	82.610.415	74.811.567	-10,42	74.287.957	66.342.021	-10,70
MACAU	55.228	63.066	12,43	28.985	22.706	-21,66
PAPUA NEW GUINEA	743.258	1.156.626	35,74	2.014.686	1.761.393	-12,57
THAILAND	13.021.865	16.818.543	22,57	35.758.095	41.247.614	15,35
SINGAPORE	63.173.299	57.798.897	-9,30	88.549.617	91.347.738	3,16
PHILIPPINES	18.353.564	17.938.068	-2,32	39.501.515	39.019.990	-1,22
MALAYSIA	69.236.420	84.112.519	17,69	91.311.818	119.881.707	31,29
MYANMAR (FORM. BURMA)	3.278.408	3.248.577	-0,92	2.387.314	3.114.409	30,46
CAMBODIA	37.675	147.456	74,45	131.406	1.007.791	666,93
BRUNEI DARUSSALAM	345.074	412.569	16,36	496.450	476.693	-3,98
LAO PEOPLE'S DEMOCRATIC REPUBLI	0	1.180	100,00	0	13.730	--
NEPAL	185.185	152.134	-21,72	310.455	245.130	-21,04
VIET NAM	21.504.006	30.384.268	29,23	30.783.345	40.034.831	30,05

TABEL 5. PERKEMBANGAN EKSPOR INDONESIA MENURUT KOMODITI DAN NEGARA TUJUAN

JENIS BARANG	BERAT BERSIH (KG)		PERUB	NILAI FOB (US \$)		PERUB
	JAN-SEP 2006	JAN-SEP 2007	%	JAN-SEP 2006	JAN-SEP 2007	%
(1)	(2)	(3)	(4)	(5)	(6)	(7)
MALDIVES	113.566	173.963	34,72	218.065	459.533	110,73
INDIA	34.798.901	33.085.461	-5,18	33.455.876	37.401.620	11,79
PAKISTAN	4.747.676	3.437.006	-38,13	7.309.592	7.004.341	-4,18
BANGLADESH	21.056.005	19.408.981	-8,49	18.828.698	20.453.941	8,63
SRI LANKA	5.782.710	5.602.942	-3,21	6.654.204	8.329.615	25,18
IRAN (ISLAMIC REPUBLIC OF)	115.089	31.357	-267,03	368.858	72.924	-80,23
SAUDI ARABIA	4.454.119	2.969.425	-50,00	9.099.816	8.678.922	-4,63
KUWAIT	435.092	1.530.649	71,57	1.082.879	2.400.254	121,65
JORDAN	168.249	78.167	-115,24	288.407	152.843	-47,00
LEBANON	572.482	779.413	26,55	1.044.386	1.348.268	29,10
YEMEN	735.908	1.202.331	38,79	1.245.940	1.732.341	39,04
OMAN	496.987	224.650	-121,23	768.007	443.125	-42,30
SYRIA ARAB REPUBLIC	412.401	594.873	30,67	651.884	1.231.864	88,97
TURKEY	32.589.875	53.963.144	39,61	27.332.107	51.461.166	88,28
UNITED ARAB EMIRATES	13.077.086	7.289.676	-79,39	16.666.438	14.538.953	-12,78
QATAR	51.453	108.845	52,73	184.117	353.766	92,14
BAHRAIN	1.585.150	2.975.321	46,72	1.301.905	2.707.933	108,00
CYPRUS	26.789	36.687	26,98	68.274	109.183	59,92
EGYPT	7.977.414	7.282.752	-9,54	7.962.585	7.520.173	-5,56
LIBYAN ARAB JAMAHIRIYA	55.694	93.520	40,45	180.297	289.836	60,75
MOROCCO	110.327	303.971	63,70	141.025	1.203.541	753,42
TUNISIA	49.297	46.764	-5,42	104.827	121.334	15,75
ALGERIA	121	500.030	99,98	635	610.332	96.015,28
SUDAN	242.628	174.889	-38,73	604.580	444.124	-26,54
ERITREA	0	2.242	100,00	0	10.698	--
NAMIBIA	14.830	0	--	33.982	0	-100,00
ETHIOPIA	219.963	172.204	-27,73	263.311	245.822	-6,64
TANZANIA, UNITED REPUBLIC OF	743.074	297.960	-149,39	1.087.031	618.405	-43,11
MADAGASCAR	149.977	251.926	40,47	221.166	390.826	76,71
SOMALIA	0	20.902	100,00	0	82.957	--
KENYA	202.600	589.694	65,64	430.422	775.370	80,14
REUNION	134.815	167.472	19,50	196.946	274.642	39,45
MOZAMBIQUE	58.637	17.573	-233,68	78.246	39.668	-49,30
BOTSWANA	0	2	100,00	0	7	--
TOGO	382.445	417.945	8,49	577.999	704.650	21,91
GHANA	2.465.002	672.965	-266,29	1.896.356	1.001.456	-47,19
LIBERIA	139.280	13.671	-918,80	174.093	12.314	-92,93
GUINEA	3.372.979	815.424	-313,65	3.922.847	1.038.859	-73,52
ANGOLA	13.600	98.145	86,14	27.407	133.327	386,47
CONGO	62.135	0	--	71.820	0	-100,00
CAMEROON	440.740	321.307	-37,17	429.107	567.908	32,35
NIGERIA	7.204.301	4.498.198	-60,16	10.729.928	8.972.903	-16,37
GABON	18.068	155.421	88,37	11.057	265.967	2.305,42
COTE D'IVOIRE	34.659	632.191	94,52	89.932	761.734	747,01
SENEGAL	76.634	54.024	-41,85	160.350	190.791	18,98
MAURITANIA	35.217	66.332	46,91	48.246	108.386	124,65
MALI	155.321	177.945	12,71	107.712	254.394	136,18
BENIN	150.313	131.870	-13,99	131.215	151.895	15,76
BURKINA FASO	62.863	35.182	-78,68	49.311	42.357	-14,10
GUINEA BISSAU	119.700	0	--	466.830	0	-100,00
GAMBIA	0	40.329	100,00	0	72.476	--
U.S. VIRGIN ISLANDS	25	47	46,81	464	154	-66,81
SEYCHELLES	9.610	5.980	-60,70	50.898	33.323	-34,53
UGANDA	6.665	2.314	-188,03	5.249	6.182	17,77
CENTRAL AFRICAN REPUBLIC	5.110	12.068	57,66	7.322	8.761	19,65
DJIBOUTI	211.865	446.773	52,58	385.234	881.039	128,70
SAO TOME AND PRINCIPE	14.097	13.205	-6,76	22.510	24.782	10,09
SOUTH AFRICA	2.805.696	1.905.561	-47,24	4.181.232	3.697.233	-11,58
ZIMBABWE	39.592	17.549	-125,61	37.132	17.014	-54,18
ZAMBIA	42.017	56.274	25,33	50.419	84.650	67,89
MAURITIUS	2.135.947	2.832.485	24,59	2.618.190	3.807.481	45,42
RWANDA	1.710	0	--	4.664	0	-100,00
ZAIRE	16.247	0	--	21.970	0	-100,00
VIRGIN ISLANDS (BRITISH)	152	138	-10,14	1.102	1.330	20,69
AUSTRALIA	59.002.855	57.775.793	-2,12	80.557.245	81.875.647	1,64
NEW ZEALAND	10.132.867	9.835.687	-3,02	14.731.079	13.603.638	-7,65
MICRONESIA, FEDERATED STATES OF	8	0	--	18	0	-100,00
GUAM	2.916	2.749	-6,07	29.650	5.236	-82,34
PALAU	5	1.946	99,74	73	1.885	2.482,19
NEW CALEDONIA	41.235	45.850	10,07	64.643	196.913	204,62
NORTHERN MARIANA ISLANDS	822	0	--	1.660	0	-100,00
SAINT VINCENT AND THE GRENADINES	750	1.427	47,44	413	2.663	544,79
VANUATU	3.347	12.018	72,15	5.206	28.437	446,24
WALLIS AND FUTUNA ISLANDS	4.858	128	-3.695,31	3.432	308	-91,03
AMERICAN SAMOA	699	0	--	1.374	0	-100,00
COOK ISLANDS	1.659	4.937	66,40	6.767	10.465	54,65
FIJI	557.905	288.697	-93,25	1.535.458	812.924	-47,06
KIRIBATI	0	2.668	100,00	0	4.755	--

TABEL 5. PERKEMBANGAN EKSPOR INDONESIA MENURUT KOMODITI DAN NEGARA TUJUAN

JENIS BARANG	BERAT BERSIH (KG)		PERUB	NILAI FOB (US \$)		PERUB
	JAN-SEP 2006	JAN-SEP 2007	%	JAN-SEP 2006	JAN-SEP 2007	%
(1)	(2)	(3)	(4)	(5)	(6)	(7)
MARSHALL ISLANDS	139	935	85,13	340	1.342	294,71
SAMOA	46.179	43.803	-5,42	383.159	295.489	-22,88
SOLOMON ISLANDS	10.902	32.819	66,78	22.354	50.264	124,85
TONGA	105	116	9,48	1.634	145	-91,13
TUVALU	0	1.196	100,00	0	2.852	--
CHRISTMAS ISLANDS	0	3.225	100,00	0	1.834	--
EAST TIMOR	2.171.663	45.744	-4.647,43	3.082.536	133.863	-95,66
UNITED STATES	113.067.211	115.150.403	1,81	191.526.490	194.361.002	1,48
CANADA	2.439.920	2.784.372	12,37	5.691.110	6.983.430	22,71
MEXICO	665.842	681.306	2,27	1.968.054	2.458.275	24,91
GUATEMALA	143.679	124.449	-15,45	304.421	386.153	26,85
HONDURAS	41.341	56.038	26,23	88.745	114.748	29,30
NICARAGUA	105	0	--	46	0	-100,00
PANAMA	124.886	200.985	37,86	179.755	513.844	185,86
CUBA	0	25.032	100,00	0	39.404	--
SURINAME	18.044	21.309	15,32	108.748	65.384	-39,88
CHILE	157.981	25.167	-527,73	346.707	68.624	-80,21
VENEZUELA	22.515	51.347	56,15	126.745	246.186	94,24
ARGENTINA	1.544.968	526.307	-193,55	1.750.218	1.328.749	-24,08
BRAZIL	1.734.143	4.884.546	64,50	2.244.470	9.191.859	309,53
COLOMBIA	506.814	92.534	-447,71	1.395.840	1.135.749	-18,63
BOLIVIA	43	7.098	99,39	744	16.739	2.149,87
URUGUAY	35.278	456.973	92,28	62.575	702.411	1.022,51
PARAGUAY	10.552	1.337.599	99,21	30.535	1.727.645	5.557,92
ECUADOR	22.422	37.408	40,06	30.146	77.320	156,49
PERU	314.530	245.954	-27,88	916.730	622.451	-32,10
GUYANA	59.741	67.627	11,66	93.126	106.410	14,26
TRINIDAD AND TOBAGO	12.734	16.549	23,05	32.347	42.766	32,21
BAHAMAS	0	1.912	100,00	0	2.127	--
JAMAICA	163.786	50.924	-221,63	308.539	105.410	-65,84
PUERTO RICO	52.716	34.799	-51,49	95.316	57.706	-39,46
BELIZE	5.440	3.483	-56,19	43.658	9.788	-77,58
DOMINICAN REPUBLIC	33.598	33.222	-1,13	131.515	156.767	19,20
EL SALVADOR	17.588	23.280	24,45	23.467	30.751	31,04
COSTA RICA	34.461	13.415	-156,88	78.050	41.776	-46,48
HAITI	47.967	0	--	95.484	0	-100,00
BARBADOS	50	362	86,19	59	2.062	3.394,92
ANTIGUA AND BARBUDA	2.969	0	--	21.099	0	-100,00
ANGUILLA	0	136	100,00	0	387	--
ARUBA	0	343	100,00	0	600	--
BERMUDA	706	1.065	33,71	4.797	7.753	61,62
CAYMAN ISLANDS	0	279	100,00	0	1.289	--
DOMINICA	0	17	100,00	0	32	--
FALKLAND ISLANDS (MALVINAS)	0	27	100,00	0	36	--
FRENCH GUIANA	932	5.063	81,59	1.135	43.628	3.743,88
FRENCH POLYNESIA	9.019	20.973	57,00	58.953	47.344	-19,69
GRENADA	0	1.826	100,00	0	3.509	--
MARTINIQUE	4.019	740	-443,11	18.212	2.656	-85,42
NETHERLANDS ANTILLES	21.670	31.971	32,22	33.037	53.625	62,32
SAINT LUCIA	35	0	--	610	0	-100,00
TURKS AND CAICOS ISLANDS	48	0	--	148	0	-100,00
GUADELOUPE	3.063	6.366	51,89	10.994	13.153	19,64
SAINT KITTS AND NEVIS	0	19	100,00	0	265	--
UNITED KINGDOM	22.934.176	8.861.777	-158,80	35.360.709	21.230.068	-39,96
NETHERLANDS	6.902.089	6.753.682	-2,20	14.759.742	16.747.850	13,47
FRANCE	2.096.956	2.772.531	24,37	8.517.719	10.151.601	19,18
GERMANY, FED. REP. OF	2.060.328	2.981.407	30,89	5.325.131	8.763.060	64,56
AUSTRIA	42.253	7.640	-453,05	96.526	231.137	139,46
BELGIUM	2.704.800	4.136.453	34,61	4.572.791	7.614.844	66,53
SWITZERLAND	941.624	807.331	-16,63	1.242.830	1.320.417	6,24
LUXEMBOURG	497	0	--	376	0	-100,00
DENMARK	130.015	380.806	65,86	348.661	991.943	184,50
NORWAY	33.366	54.990	39,32	107.904	139.316	29,11
SWEDEN	131.209	212.243	38,18	506.067	637.170	25,91
FINLAND	323.746	419.391	22,81	556.311	830.582	49,30
IRELAND	798.061	1.057.613	24,54	1.514.930	1.775.119	17,17
ITALY	1.167.276	3.824.204	69,48	2.989.869	7.726.663	158,43
SPAIN	2.248.680	4.140.425	45,69	5.383.581	10.765.602	99,97
PORTUGAL	2.793.534	1.454.618	-92,05	3.199.580	2.267.214	-29,14
ICELAND	440.000	396.112	-11,08	553.164	534.762	-3,33
GREECE	1.103.394	3.122.391	64,66	2.719.951	6.011.611	121,02
DEMOCRATIC REPUBLIC OF THE CONG	112.291	14.827	-657,34	159.101	16.628	-89,55
HUNGARY	103.056	134.673	23,48	219.931	361.417	64,33
POLAND	319.512	1.567.265	79,61	1.007.528	3.131.002	210,76
ROMANIA	3.678.109	613.044	-499,97	4.371.120	969.616	-77,82
BULGARIA	17.731	65.735	73,03	48.173	179.591	272,80
YUGOSLAVIA	580	0	--	1.277	0	-100,00
ALBANIA	720	0	--	375	0	-100,00

TABEL 5. PERKEMBANGAN EKSPOR INDONESIA MENURUT KOMODITI DAN NEGARA TUJUAN

JENIS BARANG	BERAT BERSIH (KG)		PERUB	NILAI FOB (US \$)		PERUB
	JAN-SEP 2006	JAN-SEP 2007	%	JAN-SEP 2006	JAN-SEP 2007	%
(1)	(2)	(3)	(4)	(5)	(6)	(7)
ARMENIA	39.481	26.718	-47,77	111.127	86.635	-22,04
AZERBAIJAN	132.000	0	--	155.264	0	-100,00
TAJIKISTAN	0	1.383	100,00	0	9.038	--
TURKMENISTAN	0	15.000	100,00	0	39.075	--
UKRAINE	3.788.711	2.791.360	-35,73	5.109.904	4.066.580	-20,42
LITHUANIA	92.156	177.430	48,06	147.433	336.059	127,94
LATVIA	49.594	34.216	-44,94	89.550	66.737	-25,48
ESTONIA	0	51.519	100,00	0	95.226	--
GEORGIA	44.022	0	--	49.267	0	-100,00
CROATIA	19.689	19.400	-1,49	43.987	41.790	-4,99
BOSNIA AND HERZEGOVINA	5.664	22	-25.645,45	10.311	375	-96,36
MALTA	25.080	23.648	-6,06	92.553	79.072	-14,57
SLOVAKIA	5.817	6.128	5,08	17.853	59.551	233,56
SLOVENIA	7.324	331.777	97,79	4.160	482.012	11.486,83
CZECH REPUBLIC	21.829	10.658	-104,81	91.253	53.206	-41,69
REP. OF MACEDONIA	982	0	--	3.078	0	-100,00
RUSSIA FEDERATION	5.227.606	1.137.571	-359,54	4.314.682	2.751.543	-36,23
-BAHAN KERTAS	2.091.815.906	1.743.021.817	-20,01	816.614.695	733.978.145	-10,12
JAPAN	103.811.492	100.127.132	-3,68	47.295.051	49.058.728	3,73
KOREA, REPUBLIC OF	457.981.981	351.479.245	-30,30	170.668.013	133.577.293	-21,73
TAIWAN	64.185.258	73.346.923	12,49	27.598.825	40.572.945	47,01
CHINA	1.031.357.389	771.952.095	-33,60	410.830.007	342.356.376	-16,67
THAILAND	3.671.666	4.069.126	9,77	1.573.483	1.809.248	14,98
SINGAPORE	51.466	516.807	90,04	56.454	521.818	824,32
PHILIPPINES	5.110.900	4.623.878	-10,53	1.897.298	1.627.398	-14,23
MALAYSIA	5.388.400	21	-25.658.947,62	2.374.913	25	-100,00
VIET NAM	26.685.719	16.492.438	-61,81	9.359.112	6.201.245	-33,74
INDIA	101.158.471	113.330.096	10,74	39.209.024	42.002.539	7,12
PAKISTAN	339.440	3.143.169	89,20	107.448	2.473.612	2.202,15
BANGLADESH	17.525.016	16.164.866	-8,41	6.628.275	6.389.876	-3,60
IRAN (ISLAMIC REPUBLIC OF)	440.000	954.571	53,91	129.182	372.283	188,18
SAUDI ARABIA	4.997.100	3.161.328	-58,07	1.637.575	1.251.799	-23,56
KUWAIT	4.988.822	6.172.025	19,17	1.994.813	2.185.961	9,58
JORDAN	103.269	3.596.128	97,13	439.862	1.594.183	262,43
UNITED ARAB EMIRATES	7.677.908	14.761.708	47,99	3.256.754	6.083.239	86,79
EGYPT	0	1.428.849	100,00	0	631.136	--
ETHIOPIA	0	100.000	100,00	0	40.473	--
REUNION	632	347	-82,13	1.006	436	-56,66
DJIBOUTI	1.140.000	0	--	405.113	0	-100,00
SOUTH AFRICA	0	431	100,00	0	475	--
AUSTRALIA	628	99.777	99,37	362	33.237	9.081,49
NEW ZEALAND	0	1.998.649	100,00	0	720.203	--
AMERICAN SAMOA	0	1	100,00	0	1	--
UNITED STATES	29.952.901	47.822.464	37,37	10.693.583	16.499.195	54,29
CANADA	98	1	-9.700,00	199	1	-99,50
ARGENTINA	500.000	0	--	149.570	0	-100,00
URUGUAY	134	0	--	72	0	-100,00
UNITED KINGDOM	185	0	--	2.469	0	-100,00
NETHERLANDS	32.313.429	46.273.099	30,17	12.144.399	17.445.545	43,65
FRANCE	72.447.174	40.384.175	-79,39	26.938.293	15.944.799	-40,81
BELGIUM	0	195	100,00	0	30	--
SWITZERLAND	999.997	0	--	352.791	0	-100,00
FINLAND	0	19.921	100,00	0	7.632	--
ITALY	116.497.780	121.002.317	3,72	39.988.220	44.576.236	11,47
SPAIN	0	13	100,00	0	143	--
BULGARIA	2.488.566	0	--	881.984	0	-100,00
SLOVENIA	85	0	--	545	0	-100,00
RUSSIA FEDERATION	0	22	100,00	0	35	--
-ALAS KAKI (KULIT, KARET DAN KANV	86.136.608	86.569.060	0,50	1.231.647.269	1.229.977.315	-0,14
JAPAN	6.315.024	5.449.227	-15,89	77.131.257	63.921.970	-17,13
HONG KONG	758.681	912.381	16,85	9.860.018	12.364.909	25,40
KOREA, DEMOCRATIC PEOPLE'S REPL	290	188	-54,26	1.243	868	-30,17
KOREA, REPUBLIC OF	1.590.575	1.684.746	5,59	19.433.629	20.909.222	7,59
TAIWAN	909.187	1.611.192	43,57	7.894.058	10.209.338	29,33
CHINA	877.627	1.708.298	48,63	13.971.254	26.447.714	89,30
MACAU	0	1	100,00	0	3	--
PAPUA NEW GUINEA	49.730	208.491	76,15	468.838	854.430	82,24
THAILAND	500.429	457.302	-9,43	7.845.882	7.506.971	-4,32
SINGAPORE	3.261.213	3.551.729	8,18	38.717.441	36.888.325	-4,72
PHILIPPINES	464.323	344.215	-34,89	3.606.071	3.622.131	0,45
MALAYSIA	938.145	1.015.441	7,61	9.619.794	11.672.169	21,33
MYANMAR (FORM. BURMA)	5.568	0	--	18.145	0	-100,00
CAMBODIA	0	1.026	100,00	0	4.798	--
BRUNEI DARUSSALAM	53.336	57.551	7,32	286.361	307.020	7,21
LAO PEOPLE'S DEMOCRATIC REPUBLI	0	27	100,00	0	460	--
NEPAL	1.558	1.094	-42,41	16.684	22.146	32,74

TABEL 5. PERKEMBANGAN EKSPOR INDONESIA MENURUT KOMODITI DAN NEGARA TUJUAN

JENIS BARANG	BERAT BERSIH (KG)		PERUB	NILAI FOB (US \$)		PERUB
	JAN-SEP 2006	JAN-SEP 2007	%	JAN-SEP 2006	JAN-SEP 2007	%
(1)	(2)	(3)	(4)	(5)	(6)	(7)
VIET NAM	169.437	157.895	-7,31	1.576.809	1.306.670	-17,13
MALDIVES	206.105	224.867	8,34	278.309	321.995	15,70
INDIA	176.781	151.471	-16,71	2.668.547	1.249.021	-53,19
PAKISTAN	8.645	9.093	4,93	87.325	41.297	-52,71
BANGLADESH	12.039	42.414	71,62	32.814	178.081	442,70
SRI LANKA	18.796	24.862	24,40	362.543	18.110	-95,00
AFGHANISTAN	0	493	100,00	0	4.303	--
IRAN (ISLAMIC REPUBLIC OF)	2.406	48	-4.912,50	750	197	-73,73
SAUDI ARABIA	232.007	164.045	-41,43	522.773	586.524	12,19
KUWAIT	8.349	1.967	-324,45	60.266	40.435	-32,91
JORDAN	16.813	30.541	44,95	54.048	48.019	-11,15
P. DEM.REP. OF YEMEN	1.823	0	--	45.033	0	-100,00
LEBANON	17.695	23.299	24,05	212.644	246.679	16,01
YEMEN	68.514	89.115	23,12	269.356	252.049	-6,43
OMAN	36	246	85,37	468	552	17,95
SYRIA ARAB REPUBLIC	2.207	5.125	56,94	27.042	46.026	70,20
TURKEY	413.866	542.173	23,67	5.714.742	7.229.630	26,51
UNITED ARAB EMIRATES	380.040	448.946	15,35	5.077.426	5.946.693	17,12
QATAR	2.555	0	--	49.235	0	-100,00
BAHRAIN	1.664	780	-113,33	13.262	5.583	-57,90
CYPRUS	19.348	22.694	14,74	241.271	190.433	-21,07
EGYPT	28.958	38.820	25,40	369.123	793.884	115,07
MOROCCO	3.757	11.723	67,95	17.212	86.956	405,21
TUNISIA	0	1.727	100,00	0	24.972	--
ALGERIA	1.912	966	-97,93	9.049	15.021	66,00
SUDAN	22	6	-266,67	84	49	-41,67
ERITREA	0	174	100,00	0	833	--
TANZANIA, UNITED REPUBLIC OF	5.329	1.163	-358,21	5.263	11.478	118,09
MADAGASCAR	126.516	82.286	-53,75	141.210	66.078	-53,21
KENYA	16.839	31.296	46,19	34.085	55.400	62,53
REUNION	14.395	29.015	50,39	79.375	156.556	97,24
MOZAMBIQUE	38.546	31.347	-22,97	55.718	37.207	-33,22
TOGO	13.360	4.840	-176,03	23.800	7.800	-67,23
GHANA	3.740	19.000	80,32	3.000	14.868	395,60
LIBERIA	66.335	85	-77.941,18	67.830	700	-98,97
GUINEA	33.703	12.074	-179,14	54.102	11.730	-78,32
ANGOLA	19.275	0	--	21.976	0	-100,00
CONGO	171.000	70.000	-144,29	231.783	125.178	-45,99
CAMEROON	4	1	-300,00	99	4	-95,96
GABON	2.330	682	-241,64	3.225	500	-84,50
COTE D'IVOIRE	0	639	100,00	0	896	--
SENEGAL	51.480	7.115	-623,54	53.700	12.587	-76,56
MAURITANIA	818	0	--	4.272	0	-100,00
GAMBIA	753	887	15,11	1.238	1.043	-15,75
U.S. VIRGIN ISLANDS	3	181	98,34	62	541	772,58
SEYCHELLES	12.892	2.835	-354,74	19.437	14.879	-23,45
UGANDA	798	4	-19.850,00	927	36	-96,12
DJIBOUTI	2.659	200	-1.229,50	53.918	5.226	-90,31
SAO TOME AND PRINCIPE	1.288	2.134	39,64	1.001	3.780	277,62
SOUTH AFRICA	836.576	821.210	-1,87	10.748.327	10.775.834	0,26
ZIMBABWE	3.821	0	--	18.550	0	-100,00
ZAMBIA	143	13.499	98,94	883	59.854	6.678,48
COMOROS	5.696	7.767	26,66	13.451	34.872	159,25
MAURITIUS	87.939	42.156	-108,60	144.079	107.396	-25,46
VIRGIN ISLANDS (BRITISH)	908	0	--	17.359	0	-100,00
AUSTRALIA	1.100.897	1.327.179	17,05	16.369.814	19.019.055	16,18
NEW ZEALAND	194.184	158.144	-22,79	2.639.989	2.265.695	-14,18
MICRONESIA, FEDERATED STATES OF	226	0	--	746	0	-100,00
GUAM	238	302	21,19	1.459	570	-60,93
PALAU	402	50	-704,00	4.168	56	-98,66
NEW CALEDONIA	4.340	8.075	46,25	46.459	38.323	-17,51
NORTHERN MARIANA ISLANDS	366	2.043	82,09	638	21.387	3.252,19
SAINT VINCENT AND THE GRENADINES	40	377	89,39	294	732	148,98
VANUATU	1.058	2.332	54,63	2.182	7.640	250,14
AMERICAN SAMOA	370	99	-273,74	5.172	1.136	-78,04
COOK ISLANDS	113	3.403	96,68	1.708	6.349	271,72
FIJI	21.424	11.188	-91,49	115.688	66.229	-42,75
MARSHALL ISLANDS	0	4	100,00	0	174	--
SAMOA	55	0	--	71	0	-100,00
SOLOMON ISLANDS	2.092	0	--	15.752	0	-100,00
TONGA	778	672	-15,77	816	829	1,59
EAST TIMOR	23.289	3.876	-500,85	61.544	39.708	-35,48
UNITED STATES	23.671.715	19.497.714	-21,41	358.561.813	301.541.859	-15,90
CANADA	1.001.984	743.760	-34,72	12.855.515	10.413.783	-18,99
MEXICO	1.304.532	2.499.466	47,81	14.202.768	26.091.737	83,71
GUATEMALA	0	14	100,00	0	195	--
HONDURAS	7.672	14.429	46,83	46.341	100.703	117,31
PANAMA	740.396	717.390	-3,21	10.676.809	10.508.978	-1,57

TABEL 5. PERKEMBANGAN EKSPOR INDONESIA MENURUT KOMODITI DAN NEGARA TUJUAN

JENIS BARANG	BERAT BERSIH (KG)		PERUB	NILAI FOB (US \$)		PERUB
	JAN-SEP 2006	JAN-SEP 2007	%	JAN-SEP 2006	JAN-SEP 2007	%
(1)	(2)	(3)	(4)	(5)	(6)	(7)
CUBA	3.850	220	-1.650,00	28.742	945	-96,71
SURINAME	1.089	3.771	71,12	5.029	12.984	158,18
CHILE	419.712	379.038	-10,73	6.449.659	5.579.641	-13,49
VENEZUELA	5.074	10.067	49,60	76.768	159.846	108,22
ARGENTINA	399.654	313.412	-27,52	5.715.243	4.524.102	-20,84
BRAZIL	201.052	461.052	56,39	2.881.199	6.624.679	129,93
COLOMBIA	49.413	126.211	60,85	740.765	1.701.700	129,72
BOLIVIA	6.420	0	--	44.160	0	-100,00
URUGUAY	40.377	44.345	8,95	666.679	739.639	10,94
PARAGUAY	10.137	22.640	55,23	121.188	271.492	124,03
ECUADOR	84.180	62.265	-35,20	1.102.076	943.273	-14,41
PERU	39.866	72.512	45,02	641.427	820.923	27,98
TRINIDAD AND TOBAGO	0	550	100,00	0	7.626	--
BAHAMAS	48	0	--	982	0	-100,00
JAMAICA	520	111	-368,47	6.542	3.306	-49,46
PUERTO RICO	2.372	5.478	56,70	36.488	26.168	-28,28
BELIZE	13	3.119	99,58	4	6.431	160.675,00
DOMINICAN REPUBLIC	4.533	1.331	-240,57	25.087	4.695	-81,29
EL SALVADOR	18.128	23.850	23,99	102.419	97.570	-4,73
COSTA RICA	8.068	21.580	62,61	34.128	224.523	557,89
BARBADOS	549	119	-361,34	1.242	165	-86,71
ANTIGUA AND BARBUDA	230	1	-22.900,00	1.533	10	-99,35
ARUBA	91	15	-506,67	5.658	764	-86,50
BERMUDA	671	142	-372,54	4.423	1.267	-71,35
CAYMAN ISLANDS	0	127	100,00	0	10.581	--
FALKLAND ISLANDS (MALVINAS)	0	151	100,00	0	198	--
FRENCH GUIANA	42	14	-200,00	527	7	-98,67
FRENCH POLYNESIA	5.278	14.272	63,02	26.667	47.259	77,22
MARTINIQUE	2.477	1.617	-53,18	8.616	4.484	-47,96
NETHERLANDS ANTILLES	4.050	3.973	-1,94	38.869	61.743	58,85
SAINT LUCIA	512	0	--	1.238	0	-100,00
TURKS AND CAICOS ISLANDS	14	0	--	46	0	-100,00
GUADELOUPE	3.782	2.371	-59,51	30.421	5.544	-81,78
SAINT KITTS AND NEVIS	687	1	-68.600,00	1.521	16	-98,95
UNITED KINGDOM	7.537.627	7.759.088	2,85	104.118.073	99.915.232	-4,04
NETHERLANDS	5.763.972	5.049.875	-14,14	89.756.873	73.562.253	-18,04
FRANCE	1.518.517	2.389.120	36,44	21.428.730	34.211.957	59,65
GERMANY, FED. REP. OF	6.223.079	6.343.212	1,89	96.595.989	109.834.893	13,71
AUSTRIA	109.994	46.787	-135,10	1.386.396	526.353	-62,03
BELGIUM	5.288.669	6.793.634	22,15	90.010.175	105.138.116	16,81
SWITZERLAND	137.611	125.496	-9,65	1.907.074	1.539.337	-19,28
MONACO	7.285	4.724	-54,21	94.262	58.381	-38,07
DENMARK	526.367	868.267	39,38	9.722.993	20.720.657	113,11
NORWAY	172.323	129.709	-32,85	2.945.477	2.353.237	-20,11
SWEDEN	690.304	123.830	-457,46	10.728.026	1.861.068	-82,65
FINLAND	44.333	49.005	9,53	839.021	1.048.134	24,92
IRELAND	268.642	195.022	-37,75	2.416.659	3.012.429	24,65
ITALY	5.306.429	6.032.377	12,03	72.402.671	87.585.863	20,97
SPAIN	2.111.048	1.639.196	-28,79	26.306.922	21.006.324	-20,15
PORTUGAL	243.350	284.460	14,45	7.339.781	8.464.668	15,33
ICELAND	0	956	100,00	0	10.062	--
GREECE	505.435	321.943	-57,00	6.897.464	4.596.202	-33,36
DEMOCRATIC REPUBLIC OF THE CONG	23	0	--	328	0	-100,00
HUNGARY	23.843	41.308	42,28	257.968	406.843	57,71
POLAND	154.312	59.876	-157,72	2.187.708	667.501	-69,49
ROMANIA	2.714	1.410	-92,48	48.491	13.395	-72,38
BULGARIA	8.542	16.728	48,94	84.087	104.477	24,25
YUGOSLAVIA	15.638	32.820	52,35	153.693	521.010	238,99
UKRAINE	47.498	111.249	57,30	701.890	1.594.076	127,11
LITHUANIA	2.343	4.009	41,56	72.217	124.047	71,77
LATVIA	2.665	21.296	87,49	78.478	278.430	254,79
ESTONIA	682	191.619	99,64	10.156	4.869.627	47.848,28
CROATIA	15.338	51.459	70,19	221.080	472.598	113,77
MALTA	1.707	1.051	-62,42	20.212	22.782	12,72
SLOVAKIA	613.833	529.609	-15,90	24.684.102	20.039.783	-18,82
SLOVENIA	52.858	49.152	-7,54	641.564	631.866	-1,51
CZECH REPUBLIC	31.233	66.462	53,01	482.243	924.536	91,72
RUSSIA FEDERATION	282.727	492.624	42,61	4.337.898	6.983.530	60,99
-PRODUK KERAMIK	458.178.514	372.037.801	-23,15	223.943.406	214.917.909	-4,03
JAPAN	7.094.524	7.215.597	1,68	20.542.230	19.113.511	-6,96
HONG KONG	1.030.012	603.469	-70,68	1.655.029	1.156.970	-30,09
KOREA, DEMOCRATIC PEOPLE'S REPL	0	71	100,00	0	13	--
KOREA, REPUBLIC OF	36.599.420	43.536.148	15,93	14.928.803	15.268.255	2,27
TAIWAN	30.989.422	32.090.325	3,43	9.154.671	10.424.463	13,87
CHINA	683.698	863.282	20,80	1.107.827	1.604.124	44,80
MACAU	40.167	45.951	12,59	223.671	553.152	147,31
PAPUA NEW GUINEA	137.396	328.528	58,18	34.997	82.710	136,33

TABEL 5. PERKEMBANGAN EKSPOR INDONESIA MENURUT KOMODITI DAN NEGARA TUJUAN

JENIS BARANG	BERAT BERSIH (KG)		PERUB	NILAI FOB (US \$)		PERUB
	JAN-SEP 2006	JAN-SEP 2007	%	JAN-SEP 2006	JAN-SEP 2007	%
(1)	(2)	(3)	(4)	(5)	(6)	(7)
THAILAND	24.121.050	18.327.213	-31,61	6.854.277	6.263.499	-8,62
SINGAPORE	6.068.044	4.612.515	-31,56	3.795.801	3.421.200	-9,87
PHILIPPINES	7.987.272	7.644.807	-4,48	2.256.567	2.053.443	-9,00
MALAYSIA	43.252.886	31.850.869	-35,80	8.468.351	7.185.142	-15,15
MYANMAR (FORM. BURMA)	1.031.109	1.002.245	-2,88	161.250	138.721	-13,97
CAMBODIA	1.443.112	2.007.233	28,10	313.953	446.813	42,32
BRUNEI DARUSSALAM	1.716.549	2.540.363	32,43	574.656	688.301	19,78
LAO PEOPLE'S DEMOCRATIC REPUBLI	217.903	105.124	-107,28	65.384	33.236	-49,17
NEPAL	40.236	41.740	3,60	13.785	12.882	-6,55
VIET NAM	818.600	1.078.230	24,08	238.785	498.006	108,56
MALDIVES	2.021.613	1.224.227	-65,13	526.078	593.159	12,75
INDIA	1.128.251	1.486.216	24,09	1.676.540	2.316.131	38,15
PAKISTAN	8.950.805	14.433.746	37,99	1.594.839	2.694.233	68,93
BANGLADESH	434.696	268.074	-62,16	267.707	201.141	-24,87
SRI LANKA	10.551.527	9.893.487	-6,65	2.061.791	2.112.292	2,45
AFGHANISTAN	24.320	0	--	21.615	0	-100,00
IRAN (ISLAMIC REPUBLIC OF)	15.722	25.260	37,76	59.594	17.579	-70,50
SAUDI ARABIA	18.826.520	13.901.737	-35,43	3.325.848	2.595.302	-21,97
ISRAEL	0	24.082	100,00	0	25.941	--
KUWAIT	2.254.017	1.566.432	-43,89	715.019	400.852	-43,94
JORDAN	507.339	923.800	45,08	112.498	160.307	42,50
LEBANON	3.414	5.080	32,80	4.700	11.848	152,09
YEMEN	1.251.740	1.312.341	4,62	303.057	238.816	-21,20
OMAN	1.698	48.614	96,51	17.699	89.089	403,36
SYRIA ARAB REPUBLIC	1.133	141	-703,55	14.567	1.129	-92,25
TURKEY	3.112.734	4.867.271	36,05	1.336.340	3.048.650	128,13
UNITED ARAB EMIRATES	3.222.130	6.003.621	46,33	2.367.137	2.842.909	20,10
QATAR	1.663.347	2.766.191	39,87	716.451	1.221.707	70,52
BAHRAIN	573.146	331.113	-73,10	218.547	112.400	-48,57
CYPRUS	118.050	98.166	-20,26	56.622	49.964	-11,76
EGYPT	1.009.522	529.983	-90,48	435.620	256.774	-41,06
MOROCCO	7.849	17.379	54,84	12.077	8.060	-33,26
TUNISIA	3.445	2.236	-54,07	4.657	4.589	-1,46
ALGERIA	0	513	100,00	0	1.423	--
SUDAN	438.975	92	-477,046,74	85.139	652	-99,23
NAMIBIA	649	180	-260,56	1.064	492	-53,76
ETHIOPIA	274	0	--	752	0	-100,00
TANZANIA, UNITED REPUBLIC OF	343	594	42,26	862	1.012	17,40
MADAGASCAR	75.120	43.278	-73,58	15.445	7.904	-48,82
KENYA	26.208	117.420	77,68	4.583	21.652	372,44
REUNION	1.650.061	2.414.698	31,67	339.540	581.927	71,39
MOZAMBIQUE	42.122	5.938	-609,36	7.493	10.925	45,80
BOTSWANA	81.600	122.208	33,23	10.700	19.981	86,74
TOGO	0	26.816	100,00	0	4.275	--
GHANA	187	2.492	92,50	348	2.579	641,09
GUINEA	265	1.966	86,52	721	3.600	399,31
ANGOLA	701.716	926.971	24,30	165.289	298.369	80,51
CONGO	0	154	100,00	0	100	--
CAMEROON	35.998	580	-6.106,55	6.050	900	-85,12
NIGERIA	274.091	51.823	-428,90	58.684	26.178	-55,39
GABON	11.015	48	-22.847,92	14.390	45	-99,69
COTE D'IVOIRE	20	23.409	99,91	19	11.823	62.126,32
SENEGAL	6.203	95.838	93,53	7.001	45.523	550,24
MAURITANIA	0	35.914	100,00	0	9.920	--
BENIN	34.279	2.766	-1.139,30	39.552	1.354	-96,58
U.S. VIRGIN ISLANDS	29.796	93	-31.938,71	25.456	303	-98,81
SEYCHELLES	126.939	4.933	-2.473,26	121.422	15.388	-87,33
UGANDA	214	570	62,46	279	977	250,18
SAO TOME AND PRINCIPE	2.318	1.012	-129,05	1.800	1.792	-0,44
SOUTH AFRICA	6.640.266	9.044.358	26,58	13.591.412	24.273.324	78,59
MAURITIUS	3.703.450	4.667.109	20,65	693.477	960.794	38,55
VIRGIN ISLANDS (BRITISH)	1	29	96,55	9	233	2.488,89
AUSTRALIA	31.151.555	31.013.727	-0,44	11.443.229	11.265.931	-1,55
NEW ZEALAND	2.138.513	2.105.805	-1,55	921.000	878.283	-4,64
GUAM	101.059	15.290	-560,95	36.135	16.933	-53,14
PALAU	18.575	4.428	-319,49	3.962	4.295	8,40
NEW CALEDONIA	16.347	16.081	-1,65	23.229	17.885	-23,01
NORTHERN MARIANA ISLANDS	3.395	2.856	-18,87	6.570	4.307	-34,44
SAINT VINCENT AND THE GRENADINE	2.436	1.134	-114,81	2.245	1.549	-31,00
VANUATU	245.962	125.509	-95,97	87.873	56.965	-35,17
WALLIS AND FUTUNA ISLANDS	2.459	292	-742,12	2.728	564	-79,33
AMERICAN SAMOA	0	49.466	100,00	0	11.354	--
COOK ISLANDS	44.259	9.344	-373,66	13.465	19.894	47,75
FIJI	573.009	354.449	-61,66	211.713	117.658	-44,43
MARSHALL ISLANDS	3.758	0	--	708	0	-100,00
SAMOA	0	118.521	100,00	0	25.986	--
TONGA	19.727	13.870	-42,23	7.293	11.769	61,37
EAST TIMOR	634.608	160.243	-296,03	147.041	32.107	-78,16

TABEL 5. PERKEMBANGAN EKSPOR INDONESIA MENURUT KOMODITI DAN NEGARA TUJUAN

JENIS BARANG	BERAT BERSIH (KG)		PERUB	NILAI FOB (US \$)		PERUB
	JAN-SEP 2006	JAN-SEP 2007	%	JAN-SEP 2006	JAN-SEP 2007	%
(1)	(2)	(3)	(4)	(5)	(6)	(7)
UNITED STATES	130.424.287	48.945.704	-166,47	63.378.844	43.622.011	-31,17
CANADA	8.483.380	5.581.196	-52,00	4.729.124	4.228.004	-10,60
MEXICO	1.074.060	125.645	-754,84	1.794.564	360.498	-79,91
GUATEMALA	864.049	275.622	-213,49	180.407	69.441	-61,51
HONDURAS	161.210	18	-895.511,11	45.061	201	-99,55
NICARAGUA	129	229	43,67	56	172	207,14
PANAMA	623.983	563.789	-10,68	139.909	139.748	-0,12
CUBA	914	0	--	390	0	-100,00
SURINAME	633	54	-1.072,22	526	318	-39,54
CHILE	888.917	482.571	-84,20	375.646	269.029	-28,38
VENEZUELA	36.086	874	-4.028,83	30.773	5.491	-82,16
ARGENTINA	72.571	99.113	26,78	58.630	87.863	49,86
BRAZIL	11.288	6.509	-73,42	15.671	10.115	-35,45
COLOMBIA	131.686	113.461	-16,06	54.457	186.412	242,31
BOLIVIA	19	48.701	99,96	26	16.609	63.780,77
URUGUAY	52.922	7.928	-567,53	15.272	5.884	-61,47
ECUADOR	87.138	327	-26.547,71	42.303	366	-99,13
PERU	191.970	68.275	-181,17	83.006	43.961	-47,04
TRINIDAD AND TOBAGO	175.245	173.896	-0,78	45.345	42.287	-6,74
BAHAMAS	5.878	5.805	-1,26	63.391	45.005	-29,00
JAMAICA	832.148	517.113	-60,92	178.769	139.910	-21,74
PUERTO RICO	864.027	650.175	-32,89	270.215	259.632	-3,92
BELIZE	4.088	0	--	1.558	0	-100,00
DOMINICAN REPUBLIC	7.330	6.225	-17,75	8.831	6.520	-26,17
EL SALVADOR	1.533	240	-538,75	996	123	-87,65
COSTA RICA	32.890	5.310	-519,40	30.331	4.998	-83,52
HAITI	38	0	--	26	0	-100,00
BARBADOS	8.386	4.325	-93,90	10.153	4.973	-51,02
ANTIGUA AND BARBUDA	509	1.049	51,48	857	2.405	180,63
ANGUILLA	7	852	99,18	132	2.500	1.793,94
ARUBA	83.863	1.995	-4.103,66	30.537	3.210	-89,49
BERMUDA	458	660	30,61	3.267	3.799	16,28
CAYMAN ISLANDS	1.436	64	-2.143,75	640	18	-97,19
FRENCH GUIANA	1.131	2.126	46,80	761	2.477	225,49
FRENCH POLYNESIA	589.300	188.705	-212,29	171.465	48.969	-71,44
GRENADA	124.407	44.639	-178,70	35.327	15.731	-55,47
MARTINIQUE	1.323	3.302	59,93	2.971	3.876	30,46
NETHERLANDS ANTILLES	1.628	33.259	95,11	4.567	7.945	73,97
NORFOLK ISLANDS	509	0	--	706	0	-100,00
SAINT LUCIA	27.983	71	-39.312,68	8.005	406	-94,93
TURKS AND CAICOS ISLANDS	5.057	0	--	2.478	0	-100,00
GUADELOUPE	7.967	6.002	-32,74	13.942	13.338	-4,33
SAINT KITTS AND NEVIS	222	0	--	372	0	-100,00
UNITED KINGDOM	6.764.754	6.548.687	-3,30	12.238.592	11.380.316	-7,01
NETHERLANDS	1.582.849	2.025.224	21,84	1.167.531	1.728.068	48,01
FRANCE	1.735.645	1.913.377	9,29	2.468.888	3.274.900	32,65
GERMANY, FED. REP. OF	807.411	459.081	-75,88	1.190.471	1.002.347	-15,80
AUSTRIA	5.079	8.751	41,96	17.298	18.506	6,98
BELGIUM	3.169.812	5.632.153	43,72	3.043.452	2.944.220	-3,26
SWITZERLAND	230.392	281.799	18,24	553.489	553.504	0,00
LUXEMBOURG	1	0	--	2	0	-100,00
DENMARK	184.773	83.724	-120,69	131.189	82.676	-36,98
NORWAY	2.034.700	4.509.583	54,88	720.944	1.396.591	93,72
SWEDEN	1.136.854	1.372.923	17,19	581.197	866.106	49,02
FINLAND	229.594	173.343	-32,45	1.461.245	1.202.578	-17,70
IRELAND	421.584	509.087	17,19	668.898	679.320	1,56
ITALY	10.622.274	13.767.568	22,85	7.167.533	7.328.026	2,24
SPAIN	1.172.064	1.510.997	22,43	1.685.924	2.291.247	35,90
PORTUGAL	45.824	41.553	-10,28	63.636	33.495	-47,36
ICELAND	0	1.269	100,00	0	8.087	--
MONTSERRAT	17.280	0	--	2.957	0	-100,00
GREECE	3.577.865	4.123.327	13,23	736.599	1.141.206	54,93
HUNGARY	78.067	12.888	-505,73	51.707	25.085	-51,49
POLAND	1.578.816	25.266	-6.148,78	389.525	20.411	-94,76
ROMANIA	60.762	3.444	-1.664,29	102.200	4.523	-95,57
BULGARIA	1.942	4.507	56,91	3.738	13.824	269,82
YUGOSLAVIA	88.108	1.827	-4.722,55	18.095	2.813	-84,45
ALBANIA	2.184	0	--	1.138	0	-100,00
AZERBAIJAN	0	1.142	100,00	0	9.183	--
KAZAKHSTAN	3	237	98,73	67	333	397,01
UKRAINE	4.814.534	3.011.426	-59,88	1.496.582	984.036	-34,25
LITHUANIA	23.243	23.498	1,09	5.068	4.552	-10,18
LATVIA	11.165	0	--	24.020	0	-100,00
ESTONIA	319.272	28.510	-1.019,86	81.368	9.990	-87,72
GEORGIA	47	1.250	96,24	226	9.300	4.015,04
CROATIA	1.627	81.928	98,01	4.235	97.301	2.197,54
MALTA	171.383	428.922	60,04	45.610	91.382	100,36
SLOVAKIA	243.458	8.494	-2.766,23	92.103	5.881	-93,61

TABEL 5. PERKEMBANGAN EKSPOR INDONESIA MENURUT KOMODITI DAN NEGARA TUJUAN

JENIS BARANG	BERAT BERSIH (KG)		PERUB	NILAI FOB (US \$)		PERUB
	JAN-SEP 2006	JAN-SEP 2007	%	JAN-SEP 2006	JAN-SEP 2007	%
(1)	(2)	(3)	(4)	(5)	(6)	(7)
SLOVENIA	11.014	635	-1.634,49	32.082	960	-97,01
CZECH REPUBLIC	16.931	281.932	93,99	45.824	230.149	402,25
FAEROE ISLANDS	0	125	100,00	0	1.755	--
RUSSIA FEDERATION	3.342.408	1.987.771	-68,15	1.481.948	1.104.755	-25,45
-EMAS BATANGAN	25.689	26.207	1,98	426.444.639	545.418.377	27,90
JAPAN	3.006	544	-452,57	351.912	7.577	-97,85
HONG KONG	661	2.036	67,53	14.718.934	43.511.840	195,62
SINGAPORE	12.590	12.580	-0,08	244.188.546	270.527.702	10,79
MALAYSIA	2.047	1.101	-85,92	39.535.535	23.990.298	-39,32
AUSTRALIA	5.150	9.535	45,99	94.824.588	198.529.181	109,36
SWITZERLAND	2.235	411	-443,80	32.825.124	8.851.779	-73,03
-PESAWAT UDARA DAN BAGIANNYA	4.870.123	2.105.307	-131,33	217.676.286	136.664.153	-37,22
JAPAN	14.374	10.952	-31,25	3.055.530	2.404.101	-21,32
HONG KONG	53.832	4.711	-1.042,69	1.918.334	614.813	-67,95
KOREA, REPUBLIC OF	2.283	4.238	46,13	1.178.674	917.545	-22,15
TAIWAN	67.235	2.293	-2.832,18	7.352	26.173	256,00
CHINA	162.481	8.969	-1.711,58	1.780.178	1.536.902	-13,67
PAPUA NEW GUINEA	3.043	206	-1.377,18	570.723	50.150	-91,21
THAILAND	433.378	471.955	8,17	4.476.720	20.234.737	352,00
SINGAPORE	685.305	233.317	-193,72	81.511.793	11.300.979	-86,14
PHILIPPINES	702	1.191	41,06	541.628	24.364	-95,50
MALAYSIA	430.813	103.100	-317,86	47.108.508	7.382.357	-84,33
CAMBODIA	0	101.384	100,00	0	1.535.950	--
BRUNEI DARUSSALAM	181	11.995	98,49	68.484	73.194	6,88
VIET NAM	21.382	119	-17.868,07	503.450	150	-99,97
INDIA	7.692	49.497	84,46	501.900	15.839.163	3.055,84
PAKISTAN	1.227	653	-87,90	1.779.405	1.774.328	-0,29
BANGLADESH	0	69	100,00	0	200	--
SRI LANKA	120	365	67,12	1.320	3.419	159,02
IRAN (ISLAMIC REPUBLIC OF)	874	33.307	97,38	30.000	1.100.025	3.566,75
SAUDI ARABIA	25	922	97,29	1	3.885	388.400,00
JORDAN	1.675	1.383	-21,11	60.000	12.850	-78,58
YEMEN	0	308	100,00	0	17.200	--
OMAN	0	10	100,00	0	9.358	--
TURKEY	2.123	5.572	61,90	948.723	179.475	-81,08
UNITED ARAB EMIRATES	144.979	157.583	8,00	1.378.138	1.282.346	-6,95
BAHRAIN	1	0	--	500	0	-100,00
EGYPT	0	12	100,00	0	400	--
LIBYAN ARAB JAMAHIRIYA	150.000	0	--	2.000.000	0	-100,00
MADAGASCAR	0	3.695	100,00	0	1.856	--
KENYA	100.383	3.139	-3.097,93	1.042.275	134.775	-87,07
REUNION	0	832	100,00	0	4.518	--
TOGO	0	288	100,00	0	400	--
GHANA	1.300	0	--	100.000	0	-100,00
COTE D'IVOIRE	0	197	100,00	0	277	--
BENIN	172	77	-123,38	380	300	-21,05
BURKINA FASO	0	251	100,00	0	8.349	--
CENTRAL AFRICAN REPUBLIC	0	42	100,00	0	2.000	--
SOUTH AFRICA	107.496	7.818	-1.274,98	1.528.680	165.379	-89,18
AUSTRALIA	217.292	17.430	-1.146,66	2.184.609	1.682.354	-22,99
NEW ZEALAND	6.090	3.776	-61,28	141.296	1.040.228	636,20
GUAM	0	15	100,00	0	93	--
UNITED STATES	572.552	133.819	-327,86	16.096.904	22.295.881	38,51
CANADA	695	656	-5,95	67.653	16.265	-75,96
ARGENTINA	0	1.041	100,00	0	2.010	--
ECUADOR	0	1.460	100,00	0	50.000	--
FRENCH POLYNESIA	0	714	100,00	0	608	--
UNITED KINGDOM	1.451.433	516.293	-181,13	24.265.308	23.498.415	-3,16
NETHERLANDS	22.876	23.760	3,72	1.184.151	787.090	-33,53
FRANCE	25.542	46.732	45,34	2.337.237	1.185.330	-49,28
GERMANY, FED. REP. OF	38.059	83.241	54,28	4.920.744	10.146.783	106,20
BELGIUM	12.536	27.917	55,10	1.536.969	2.018.624	31,34
SWITZERLAND	10.219	8.478	-20,54	243.074	375.042	54,29
LUXEMBOURG	28.000	0	--	4.000.000	0	-100,00
DENMARK	1.196	1.232	2,92	57.696	75.417	30,71
NORWAY	12.620	3.750	-236,53	1.502.500	500.000	-66,72
SWEDEN	0	354	100,00	0	1.522	--
IRELAND	34.996	1.592	-2.098,24	638.473	155.440	-75,65
ITALY	720	1.467	50,92	76.301	107.087	40,35
SPAIN	6.300	6.373	1,15	3.426.628	3.671.324	7,14
POLAND	102	0	--	770	0	-100,00
AZERBAIJAN	0	225	100,00	0	10.000	--
UKRAINE	0	22	100,00	0	750	--
CROATIA	65	0	--	100	0	-100,00
CZECH REPUBLIC	0	400	100,00	0	1.800	--
RUSSIA FEDERATION	35.754	4.110	-769,93	2.903.177	2.400.172	-17,33

TABEL 5. PERKEMBANGAN EKSPOR INDONESIA MENURUT KOMODITI DAN NEGARA TUJUAN

JENIS BARANG	BERAT BERSIH (KG)		PERUB	NILAI FOB (US \$)		PERUB
	JAN-SEP 2006	JAN-SEP 2007	%	JAN-SEP 2006	JAN-SEP 2007	%
(1)	(2)	(3)	(4)	(5)	(6)	(7)
-KAPAL LAUT DAN SEJENISNYA	204.098.412	608.300.984	66,45	278.462.114	489.767.259	75,88
JAPAN	57.292	638.000	91,02	108.734	3.184.455	2.828,67
HONG KONG	0	3.000	100,00	0	99.710	--
KOREA, REPUBLIC OF	26.549	20.243.853	99,87	31.355	6.068.800	19.255,13
CHINA	20.121.228	2.831	-710.646,31	11.016.140	8.870	-99,92
THAILAND	11.282.656	1.050.970	-973,55	13.427.715	8.631.858	-35,72
SINGAPORE	139.497.279	524.385.868	73,40	181.771.621	208.133.614	14,50
PHILIPPINES	650	1.147.000	99,94	130	8.461.880	6.509.038,46
MALAYSIA	7.210.153	18.785.353	61,62	6.321.678	16.853.793	166,60
BRUNEI DARUSSALAM	5.000	0	--	1.057	0	-100,00
VIET NAM	343.160	473.396	27,51	193.176	213.096	10,31
MALDIVES	0	1.560	100,00	0	15.200	--
INDIA	398.660	826.453	51,76	1.316.779	7.154.528	443,34
PAKISTAN	314	0	--	16.263	0	-100,00
SRI LANKA	400	0	--	3.267	0	-100,00
IRAN (ISLAMIC REPUBLIC OF)	1.447.061	0	--	116.763	0	-100,00
SAUDI ARABIA	197.953	4.163.437	95,25	323.600	1.869.024	477,57
KUWAIT	12.742	912.747	98,60	168.035	959.979	471,30
UNITED ARAB EMIRATES	3.804.766	38.211	-9.857,25	20.551.493	519.447	-97,47
SUDAN	0	48	100,00	0	15.360	--
KENYA	8.997	0	--	30.000	0	-100,00
NIGERIA	0	8.667	100,00	0	152.199	--
UGANDA	0	7.533	100,00	0	18.000	--
MAURITIUS	5.301	0	--	5.721	0	-100,00
AUSTRALIA	730.971	11.681.044	93,74	10.976.645	177.889.009	1.520,61
SOLOMON ISLANDS	15.257	0	--	18.478	0	-100,00
UNITED STATES	68.172	150	-45.348,00	14.880	22.500	51,21
CANADA	236.000	2.050	-11.412,20	229.000	74.881	-67,30
URUGUAY	0	7.384	100,00	0	24.702	--
JAMAICA	0	822.000	100,00	0	8.250.000	--
UNITED KINGDOM	2.604	0	--	65.789	0	-100,00
NETHERLANDS	571.342	10.516	-5.333,07	6.524.376	23.092	-99,65
FRANCE	2.012	34.500	94,17	28.633	21.600	-24,56
GERMANY, FED. REP. OF	17.030.079	17.030.000	0,00	24.700.510	24.700.000	0,00
BELGIUM	42.000	0	--	173.932	0	-100,00
DENMARK	440	0	--	16.394	0	-100,00
FINLAND	424	0	--	217	0	-100,00
ITALY	45.000	6.024.000	99,25	117.141	16.400.000	13.900,22
GREECE	0	413	100,00	0	1.662	--
BULGARIA	931.000	0	--	152.092	0	-100,00
RUSSIA FEDERATION	2.950	0	--	40.500	0	-100,00
-PERLENGKAPAN OLAHRAGA DAN MA	25.438.098	24.231.700	-4,98	165.955.492	185.961.199	12,05
JAPAN	892.441	1.081.153	17,45	15.560.769	21.192.019	36,19
HONG KONG	255.370	332.094	23,10	1.640.951	2.406.418	46,65
KOREA, REPUBLIC OF	434.983	282.135	-54,18	1.187.363	1.448.297	21,98
TAIWAN	21.017	16.072	-30,77	109.292	60.109	-45,00
CHINA	477.594	672.715	29,01	3.790.187	5.311.292	40,13
PAPUA NEW GUINEA	3.385	2.759	-22,69	12.041	5.653	-53,05
THAILAND	39.560	41.452	4,56	173.778	242.055	39,29
SINGAPORE	600.890	935.202	35,75	7.309.068	16.360.896	123,84
PHILIPPINES	143.420	70.562	-103,25	281.372	198.763	-29,36
MALAYSIA	317.912	356.164	10,74	1.313.366	2.145.172	63,33
CAMBODIA	62.590	0	--	25.045	0	-100,00
BRUNEI DARUSSALAM	1.438	1.099	-30,85	28.649	4.884	-82,95
VIET NAM	6.433	21.112	69,53	25.317	219.264	766,07
MALDIVES	4.625	2.038	-126,94	6.731	12.015	78,50
INDIA	117.983	101.116	-16,68	829.206	775.142	-6,52
PAKISTAN	205.676	198.958	-3,38	580.914	330.688	-43,07
BANGLADESH	10.477	1.503	-597,07	13.816	7.517	-45,59
SRI LANKA	134.931	110.300	-22,33	119.036	106.203	-10,78
IRAN (ISLAMIC REPUBLIC OF)	26.375	18.191	-44,99	61.122	45.178	-26,09
SAUDI ARABIA	317.047	370.509	14,43	385.374	419.070	8,74
KUWAIT	10.374	3.008	-244,88	60.110	54.160	-9,90
JORDAN	74.656	40.595	-83,90	178.358	143.203	-19,71
LEBANON	19.097	33.328	42,70	42.251	51.237	21,27
YEMEN	78	84	7,14	118	228	93,22
SYRIA ARAB REPUBLIC	0	9.029	100,00	0	20.870	--
TURKEY	9.794	5.966	-64,16	68.022	36.915	-45,73
UNITED ARAB EMIRATES	134.280	147.543	8,99	816.466	836.366	2,44
QATAR	549	139	-294,96	10.474	2.076	-80,18
BAHRAIN	88	5.436	98,38	533	7.038	1.220,45
CYPRUS	3.176	8.069	60,64	23.472	23.658	0,79
EGYPT	12.626	29.440	57,11	115.974	220.242	89,91
MOROCCO	6.404	1.077	-494,61	51.339	5.600	-89,09
TUNISIA	436	0	--	2.489	0	-100,00
ALGERIA	10.005	61.458	83,72	9.108	123.268	1.253,40

TABEL 5. PERKEMBANGAN EKSPOR INDONESIA MENURUT KOMODITI DAN NEGARA TUJUAN

JENIS BARANG	BERAT BERSIH (KG)		PERUB	NILAI FOB (US \$)		PERUB
	JAN-SEP 2006	JAN-SEP 2007	%	JAN-SEP 2006	JAN-SEP 2007	%
(1)	(2)	(3)	(4)	(5)	(6)	(7)
SUDAN	22.958	16.657	-37,83	151.279	34.924	-76,91
KENYA	0	1.551	100,00	0	30.155	--
REUNION	3.759	0	--	9.677	0	-100,00
MOZAMBIQUE	112	0	--	1.440	0	-100,00
GHANA	0	314	100,00	0	288	--
ANGOLA	1.501	1.740	13,74	1.506	2.213	46,95
CAMEROON	52	0	--	1.042	0	-100,00
NIGERIA	6.066	2.967	-104,45	22.254	4.623	-79,23
BENIN	579	31.027	98,13	682	198.794	29.048,68
SEYCHELLES	471	0	--	560	0	-100,00
UGANDA	535	0	--	3.467	0	-100,00
CENTRAL AFRICAN REPUBLIC	664	0	--	6.844	0	-100,00
NIGER	4.861	5.132	5,28	32.479	45.273	39,39
SOUTH AFRICA	64.534	67.076	3,79	275.454	473.049	71,73
MAURITIUS	278	2	-13.800,00	2.200	28	-98,73
AUSTRALIA	617.486	641.024	3,67	2.942.438	3.769.568	28,11
NEW ZEALAND	177.726	81.546	-117,95	668.064	424.309	-36,49
GUAM	92	19.992	99,54	2.055	13.000	532,60
NEW CALEDONIA	0	1.665	100,00	0	1.588	--
FIJI	1.668	1.212	-37,62	1.991	4.645	133,30
TONGA	6.365	0	--	14.800	0	-100,00
EAST TIMOR	3.257	56	-5.716,07	5.064	36	-99,29
UNITED STATES	7.760.439	6.905.214	-12,39	51.258.082	48.883.276	-4,63
CANADA	448.225	410.681	-9,14	2.766.022	3.286.473	18,82
MEXICO	1.158.718	1.312.824	11,74	8.215.325	8.852.955	7,76
GUATEMALA	6.902	3.828	-80,30	57.700	30.334	-47,43
PANAMA	13.797	14.647	5,80	134.951	130.539	-3,27
SURINAME	0	66	100,00	0	385	--
CHILE	196.970	281.241	29,96	1.190.766	1.612.289	35,40
VENEZUELA	96.798	140.771	31,24	775.750	1.100.820	41,90
ARGENTINA	176.690	180.975	2,37	1.071.217	1.129.399	5,43
BRAZIL	550.818	970.624	43,25	3.627.198	6.281.065	73,17
COLOMBIA	49.640	46.539	-6,66	345.540	334.016	-3,34
BOLIVIA	1.047	877	-19,38	5.264	3.276	-37,77
URUGUAY	11.627	1.736	-569,76	61.614	8.458	-86,27
ECUADOR	42.595	5.569	-664,86	132.369	51.180	-61,34
PERU	21.245	41.866	49,25	182.536	267.636	46,62
EL SALVADOR	22.223	3.472	-540,06	213.801	43.277	-79,76
COSTA RICA	1.513	2.763	45,24	12.893	24.966	93,64
HAITI	0	5.847	100,00	0	12.372	--
UNITED KINGDOM	2.446.586	2.137.022	-14,49	12.591.675	12.444.347	-1,17
NETHERLANDS	830.908	693.081	-19,89	5.696.988	5.432.847	-4,64
FRANCE	1.296.376	1.022.747	-26,75	8.309.902	6.335.670	-23,76
GERMANY, FED. REP. OF	2.530.937	1.241.587	-103,85	13.870.615	11.578.000	-16,53
AUSTRIA	93.960	64.681	-45,27	726.896	457.429	-37,07
BELGIUM	198.571	394.742	49,70	1.369.984	2.527.687	84,50
SWITZERLAND	68.753	30.149	-128,04	343.024	262.984	-23,33
DENMARK	78.604	109.646	28,31	248.599	519.518	108,98
NORWAY	42.442	66.811	36,47	215.192	324.549	50,82
SWEDEN	307.188	200.231	-53,42	1.162.574	1.009.693	-13,15
FINLAND	62.722	86.790	27,73	225.861	471.423	108,72
IRELAND	24.571	39.928	38,46	99.727	255.728	156,43
ITALY	551.173	561.988	1,92	4.030.473	3.987.319	-1,07
SPAIN	93.883	200.280	53,12	720.222	1.550.874	115,33
PORTUGAL	878	0	--	9.420	0	-100,00
ICELAND	2.632	2.376	-10,77	21.927	25.746	17,42
GREECE	29.699	57.871	48,68	122.041	307.021	151,57
HUNGARY	38.524	40.710	5,37	228.334	249.324	9,19
POLAND	47.277	60.524	21,89	332.083	389.810	17,38
ROMANIA	19.008	1.092	-1.640,66	46.112	14.131	-69,36
YUGOSLAVIA	2.152	5.270	59,17	25.782	68.219	164,60
BELARUS	1.261	15.291	91,75	11.941	41.544	247,91
KAZAKHSTAN	0	2.870	100,00	0	28.712	--
UKRAINE	41.911	27.591	-51,90	365.919	276.525	-24,43
UZBEKISTAN	9.588	0	--	27.358	0	-100,00
LITHUANIA	2.973	8.069	63,16	32.924	58.337	77,19
LATVIA	5.792	1.080	-436,30	61.721	11.260	-81,76
CROATIA	51.158	42.360	-20,77	110.075	102.048	-7,29
MALTA	1.979	4.251	53,45	9.634	9.152	-5,00
SLOVAKIA	11.811	1.412	-736,47	94.762	17.202	-81,85
SLOVENIA	8.021	9.231	13,11	19.368	26.769	38,21
CZECH REPUBLIC	360.499	457.202	21,15	2.642.071	3.270.588	23,79
RUSSIA FEDERATION	348.340	483.010	27,88	3.155.853	4.036.038	27,89
-PENA DAN PENSIL	7.718.120	8.959.358	13,85	50.779.467	59.233.023	16,65
JAPAN	324.943	406.733	20,11	3.727.776	4.155.540	11,48
HONG KONG	67.684	29.515	-129,32	540.196	311.325	-42,37
KOREA, DEMOCRATIC PEOPLE'S REPL	3	0	--	14	0	-100,00

TABEL 5. PERKEMBANGAN EKSPOR INDONESIA MENURUT KOMODITI DAN NEGARA TUJUAN

JENIS BARANG	BERAT BERSIH (KG)		PERUB	NILAI FOB (US \$)		PERUB
	JAN-SEP 2006	JAN-SEP 2007	%	JAN-SEP 2006	JAN-SEP 2007	%
(1)	(2)	(3)	(4)	(5)	(6)	(7)
KOREA, REPUBLIC OF	32.381	30.924	-4,71	316.431	298.409	-5,70
TAIWAN	25.496	27.355	6,80	218.302	258.705	18,51
CHINA	91.103	63.436	-43,61	691.501	649.213	-6,12
PAPUA NEW GUINEA	1.571	404	-288,86	14.110	1.496	-89,40
THAILAND	156.587	110.504	-41,70	1.188.588	1.011.235	-14,92
SINGAPORE	105.607	143.095	26,20	725.007	1.168.029	61,11
PHILIPPINES	87.471	133.622	34,54	555.841	796.801	43,35
MALAYSIA	282.766	271.136	-4,29	2.566.394	2.551.986	-0,56
MYANMAR (FORM. BURMA)	0	2.500	100,00	0	1.850	--
CAMBODIA	175	12	-1.358,33	94	81	-13,83
BRUNEI DARUSSALAM	545	0	--	820	0	-100,00
LAO PEOPLE'S DEMOCRATIC REPUBLI	0	1	100,00	0	23	--
VIET NAM	3.770	3.474	-8,52	38.818	57.774	48,83
MALDIVES	5.551	4.959	-11,94	26.679	4.773	-82,11
INDIA	6.154	16.776	63,32	82.714	132.609	60,32
PAKISTAN	14.009	21.814	35,78	93.489	137.956	47,56
BANGLADESH	36.959	33.799	-9,35	332.699	318.419	-4,29
SRI LANKA	868	136	-538,24	2.204	513	-76,72
IRAN (ISLAMIC REPUBLIC OF)	217.307	194.774	-11,57	1.374.628	1.425.293	3,69
SAUDI ARABIA	338.716	321.080	-5,49	2.674.775	2.724.204	1,85
KUWAIT	10.348	13.349	22,48	116.030	141.803	22,21
JORDAN	841	1.108	24,10	4.768	9.033	89,45
LEBANON	24.824	25.084	1,04	177.454	189.712	6,91
YEMEN	0	14.949	100,00	0	12.512	--
OMAN	0	8.323	100,00	0	91.041	--
SYRIA ARAB REPUBLIC	8.886	21.320	58,32	41.035	135.585	230,41
TURKEY	118.841	111.332	-6,74	632.300	578.165	-8,56
UNITED ARAB EMIRATES	82.790	95.090	12,94	744.928	845.361	13,48
QATAR	15.201	12.411	-22,48	161.819	137.967	-14,74
BAHRAIN	4.862	5.015	3,05	56.681	54.680	-3,53
CYPRUS	204	0	--	1.442	0	-100,00
EGYPT	163.889	195.435	16,14	919.192	1.464.220	59,29
MOROCCO	5.713	13.091	56,36	55.515	119.335	114,96
ETHIOPIA	256	0	--	400	0	-100,00
MADAGASCAR	117	0	--	45	0	-100,00
TOGO	0	19.503	100,00	0	11.957	--
COTE D'IVOIRE	101.950	46.897	-117,39	65.700	27.624	-57,95
BURKINA FASO	0	18.694	100,00	0	10.555	--
GAMBIA	0	139	100,00	0	261	--
SEYCHELLES	82	0	--	98	0	-100,00
SOUTH AFRICA	10.945	86.994	87,42	160.062	366.260	128,82
AUSTRALIA	442.200	270.093	-63,72	2.954.813	1.880.052	-36,37
NEW ZEALAND	16.841	34.932	51,79	144.029	321.150	122,98
FIJI	198	308	35,71	1.302	2.115	62,44
EAST TIMOR	0	2	100,00	0	7	--
UNITED STATES	3.060.603	4.092.777	25,22	16.577.640	21.731.779	31,09
CANADA	32.139	23.111	-39,06	437.198	402.937	-7,84
MEXICO	277.389	452.442	38,69	1.689.004	3.001.920	77,73
GUATEMALA	0	3.598	100,00	0	22.311	--
CUBA	730	0	--	576	0	-100,00
CHILE	495	785	36,94	7.662	11.946	55,91
VENEZUELA	48.354	0	--	257.444	0	-100,00
ARGENTINA	2.279	3.944	42,22	27.581	48.852	77,12
BRAZIL	80	0	--	10	0	-100,00
COLOMBIA	177.326	166.723	-6,36	934.578	1.022.947	9,46
ECUADOR	5.500	13.120	58,08	31.036	84.663	172,79
JAMAICA	0	588	100,00	0	6.137	--
PUERTO RICO	0	8.024	100,00	0	56.391	--
UNITED KINGDOM	180.006	245.025	26,54	1.749.270	2.255.368	28,93
NETHERLANDS	537.108	438.538	-22,48	2.806.748	2.591.401	-7,67
FRANCE	108.693	75.375	-44,20	562.557	441.084	-21,59
GERMANY, FED. REP. OF	223.597	328.398	31,91	1.720.676	2.349.141	36,52
BELGIUM	1.323	1.948	32,08	9.864	16.489	67,16
DENMARK	16.531	7.712	-114,35	141.633	66.588	-52,99
NORWAY	20.812	13.586	-53,19	221.625	145.883	-34,18
SWEDEN	69.675	62.374	-11,71	723.571	647.174	-10,56
FINLAND	2.516	1.513	-66,29	29.924	19.212	-35,80
IRELAND	24.806	38.308	35,25	257.891	438.559	70,06
ITALY	52.828	61.717	14,40	545.687	588.337	7,82
SPAIN	32.451	50.200	35,36	306.913	354.363	15,46
PORTUGAL	0	1.220	100,00	0	4.097	--
ICELAND	1.070	0	--	8.366	0	-100,00
DEMOCRATIC REPUBLIC OF THE CONC	0	117	100,00	0	1.040	--
HUNGARY	0	665	100,00	0	11.237	--
LATVIA	211	163	-29,45	5.635	2.879	-48,91
MALTA	0	814	100,00	0	8.240	--
CZECH REPUBLIC	32.944	56.411	41,60	317.685	496.121	56,17
RUSSIA FEDERATION	0	44	100,00	0	298	--

TABEL 5. PERKEMBANGAN EKSPOR INDONESIA MENURUT KOMODITI DAN NEGARA TUJUAN

JENIS BARANG	BERAT BERSIH (KG)		PERUB	NILAI FOB (US \$)		PERUB
	JAN-SEP 2006	JAN-SEP 2007	%	JAN-SEP 2006	JAN-SEP 2007	%
(1)	(2)	(3)	(4)	(5)	(6)	(7)
-BATU SEMI PERMATA	41.847	72.358	42,17	466.508	886.474	90,02
JAPAN	14	3.921	99,64	99.308	144.312	45,32
HONG KONG	731	1.920	61,93	132.776	344.072	159,14
TAIWAN	0	157	100,00	0	282	--
CHINA	16.598	0	--	118.402	0	-100,00
THAILAND	3	4	25,00	3.335	16	-99,52
UNITED ARAB EMIRATES	0	20	100,00	0	422	--
CYPRUS	0	151	100,00	0	165	--
NIGERIA	0	3	100,00	0	337	--
MAURITIUS	0	30	100,00	0	14	--
AUSTRALIA	0	14	100,00	0	2.735	--
NEW ZEALAND	0	21	100,00	0	54	--
UNITED STATES	24.300	62.279	60,98	107.237	373.027	247,85
CANADA	0	2	100,00	0	45	--
MEXICO	0	407	100,00	0	1.150	--
ARGENTINA	0	377	100,00	0	1.649	--
COSTA RICA	0	43	100,00	0	37	--
SAINT KITTS AND NEVIS	0	29	100,00	0	404	--
UNITED KINGDOM	2	393	99,49	65	7.964	12.152,31
NETHERLANDS	0	31	100,00	0	229	--
FRANCE	0	103	100,00	0	312	--
GERMANY, FED. REP. OF	199	1.093	81,79	5.385	2.713	-49,62
AUSTRIA	0	174	100,00	0	942	--
BELGIUM	0	2	100,00	0	155	--
SWITZERLAND	0	1	100,00	0	1	--
NORWAY	0	2	100,00	0	78	--
SPAIN	0	542	100,00	0	2.306	--
GREECE	0	406	100,00	0	1.978	--
HUNGARY	0	42	100,00	0	95	--
POLAND	0	191	100,00	0	980	--
-KOPER, TAS, DOMPET PLASTIK/TEKS	6.560.700	6.349.246	-3,33	34.074.228	35.873.188	5,28
JAPAN	561.579	666.187	15,70	3.807.423	4.301.326	12,97
HONG KONG	42.324	80.340	47,32	738.668	1.069.378	44,77
KOREA, REPUBLIC OF	9.365	67.326	86,09	29.161	160.585	450,68
TAIWAN	40.884	35.460	-15,30	78.102	78.396	0,38
CHINA	74.948	88.534	15,35	156.665	846.839	440,54
MACAU	0	1	100,00	0	1	--
PAPUA NEW GUINEA	8.773	3.319	-164,33	20.459	18.364	-10,24
THAILAND	100.729	69.686	-44,55	157.922	125.466	-20,55
SINGAPORE	188.552	98.988	-90,48	767.457	1.225.846	59,73
PHILIPPINES	17.303	16.993	-1,82	107.710	134.140	24,54
MALAYSIA	159.082	116.941	-36,04	423.762	323.020	-23,77
BRUNEI DARUSSALAM	3.019	3.705	18,52	12.567	15.916	26,65
VIET NAM	92	193	52,33	80	141	76,25
MALDIVES	7.349	9.030	18,62	14.558	39.371	170,44
INDIA	188.369	62.185	-202,92	573.020	266.272	-53,53
PAKISTAN	3.873	0	--	18.760	0	-100,00
BANGLADESH	48.865	73.949	33,92	123.900	204.711	65,22
SRI LANKA	0	3.259	100,00	0	7.902	--
IRAN (ISLAMIC REPUBLIC OF)	6.084	0	--	6.812	0	-100,00
SAUDI ARABIA	49.995	61.956	19,31	197.922	283.132	43,05
KUWAIT	0	279	100,00	0	60.381	--
JORDAN	6	81	92,59	17	1.927	11.235,29
LEBANON	11.796	1.690	-597,99	42.738	6.240	-85,40
YEMEN	0	1.931	100,00	0	18.360	--
SYRIA ARAB REPUBLIC	5.956	0	--	14.838	0	-100,00
TURKEY	7.056	616	-1.045,45	21.434	8.447	-60,59
UNITED ARAB EMIRATES	366.655	373.333	1,79	1.506.717	1.809.189	20,07
QATAR	6.772	818	-727,87	13.919	6.035	-56,64
CYPRUS	66	6	-1.000,00	195	32	-83,59
EGYPT	11.808	15.704	24,81	70.565	43.207	-38,77
MOROCCO	0	40	100,00	0	66	--
TUNISIA	0	36	100,00	0	222	--
ALGERIA	50	0	--	346	0	-100,00
TANZANIA, UNITED REPUBLIC OF	0	556	100,00	0	2.461	--
MADAGASCAR	990	107	-825,23	997	97	-90,27
KENYA	1.056	1.403	24,73	5.082	2.948	-41,99
REUNION	744	4.175	82,18	2.914	8.019	175,19
MOZAMBIQUE	264	964	72,61	1.218	4.161	241,63
GHANA	736	0	--	1.653	0	-100,00
ANGOLA	1.880	0	--	7.476	0	-100,00
NIGERIA	71	0	--	888	0	-100,00
GABON	1.474	0	--	1.680	0	-100,00
COTE D'IVOIRE	0	187	100,00	0	262	--
SENEGAL	0	1	100,00	0	1	--
U.S. VIRGIN ISLANDS	0	121	100,00	0	263	--

TABEL 5. PERKEMBANGAN EKSPOR INDONESIA MENURUT KOMODITI DAN NEGARA TUJUAN

JENIS BARANG	BERAT BERSIH (KG)		PERUB	NILAI FOB (US \$)		PERUB	
	JAN-SEP 2006	JAN-SEP 2007	%	JAN-SEP 2006	JAN-SEP 2007	%	
(1)	(2)	(3)	(4)	(5)	(6)	(7)	
SEYCHELLES		13	52	75,00	971	577	-40,58
SOUTH AFRICA	55.125	47.454	-16,17	108.153	98.582	-8,85	
ZAMBIA	78	0	--	484	0	-100,00	
MAURITIUS	1.701	993	-71,30	4.237	1.708	-59,69	
VIRGIN ISLANDS (BRITISH)	518	625	17,12	2.417	3.187	31,86	
AUSTRALIA	66.059	101.286	34,78	360.345	608.048	68,74	
NEW ZEALAND	7.498	23.930	68,67	35.420	94.572	167,00	
MICRONESIA, FEDERATED STATES OF	97	0	--	386	0	-100,00	
GUAM	925	369	-150,68	13.814	6.380	-53,81	
PALAU	0	118	100,00	0	638	--	
NEW CALEDONIA	5.431	5.160	-5,25	9.927	23.450	136,22	
NORTHERN MARIANA ISLANDS	528	33	-1.500,00	2.138	2.058	-3,74	
SAINT VINCENT AND THE GRENADINES	0	412	100,00	0	800	--	
VANUATU	4.931	5.489	10,17	6.253	7.583	21,27	
COOK ISLANDS	593	1.162	48,97	4.793	4.607	-3,88	
FIJI	1.307	4.624	71,73	3.098	9.529	207,59	
KIRIBATI	552	0	--	760	0	-100,00	
SOLOMON ISLANDS	864	0	--	864	0	-100,00	
TONGA	0	683	100,00	0	842	--	
UNITED STATES	1.915.816	1.358.611	-41,01	9.282.083	8.998.532	-3,05	
CANADA	37.389	62.768	40,43	184.195	210.886	14,49	
MEXICO	65.901	50.038	-31,70	316.548	368.214	16,32	
GUATEMALA	0	49	100,00	0	680	--	
NICARAGUA	0	320	100,00	0	240	--	
PANAMA	20.488	57.455	64,34	46.856	111.569	138,11	
CHILE	6.654	15.167	56,13	15.336	26.594	73,41	
VENEZUELA	49	0	--	701	0	-100,00	
ARGENTINA	19.738	20.464	3,55	52.146	39.615	-24,03	
BRAZIL	32.983	61.248	46,15	71.020	119.592	68,39	
COLOMBIA	623	3	-20.666,67	2.424	50	-97,94	
BOLIVIA	0	14	100,00	0	24	--	
URUGUAY	6.831	5.146	-32,74	17.514	10.048	-42,63	
PARAGUAY	0	7	100,00	0	25	--	
ECUADOR	6.252	6.860	8,86	12.992	13.297	2,35	
PERU	10	1.729	99,42	273	5.336	1.854,58	
TRINIDAD AND TOBAGO	14	0	--	396	0	-100,00	
BAHAMAS	1.990	1.668	-19,30	6.046	3.371	-44,24	
JAMAICA	0	372	100,00	0	3.148	--	
PUERTO RICO	1.032	836	-23,44	12.955	7.592	-41,40	
BELIZE	0	16	100,00	0	22	--	
DOMINICAN REPUBLIC	31	214	85,51	347	450	29,68	
EL SALVADOR	1	0	--	15	0	-100,00	
COSTA RICA	2.147	3.485	38,39	6.650	9.215	38,57	
BARBADOS	42	2.218	98,11	662	2.957	346,68	
ANTIGUA AND BARBUDA	136	0	--	1.339	0	-100,00	
ARUBA	0	66	100,00	0	116	--	
BERMUDA	107	623	82,83	1.402	3.524	151,36	
CAYMAN ISLANDS	0	6	100,00	0	373	--	
FRENCH POLYNESIA	3.190	8.238	61,28	12.551	23.268	85,39	
GRENADA	0	9	100,00	0	47	--	
MARTINIQUE	986	527	-87,10	3.728	3.097	-16,93	
NETHERLANDS ANTILLES	766	611	-25,37	5.911	7.288	23,30	
SAINT LUCIA	2	0	--	38	0	-100,00	
TURKS AND CAICOS ISLANDS	0	233	100,00	0	818	--	
GUADELOUPE	766	804	4,73	3.453	2.987	-13,50	
SAINT KITTS AND NEVIS	0	12	100,00	0	177	--	
UNITED KINGDOM	303.882	342.988	11,40	1.162.812	1.041.799	-10,41	
NETHERLANDS	263.426	194.524	-35,42	3.945.157	3.797.782	-3,74	
FRANCE	75.239	87.687	14,20	879.071	306.537	-65,13	
GERMANY, FED. REP. OF	239.800	267.065	10,21	1.245.745	1.529.308	22,76	
AUSTRIA	10.383	4.956	-109,50	49.094	38.995	-20,57	
BELGIUM	736.882	1.037.234	28,96	2.897.022	2.808.066	-3,07	
SWITZERLAND	7.845	18.422	57,42	39.365	112.730	186,37	
DENMARK	3.659	29.232	87,48	4.818	29.312	508,39	
NORWAY	6.497	3.101	-109,51	119.516	55.012	-53,97	
SWEDEN	4.152	13.934	70,20	48.739	90.312	85,30	
FINLAND	1.482	1.671	11,31	9.058	4.611	-49,09	
IRELAND	14.722	9.202	-59,99	26.246	20.952	-20,17	
ITALY	402.011	435.849	7,76	2.757.848	3.140.503	13,88	
SPAIN	264.183	167.540	-57,68	1.242.115	879.240	-29,21	
PORTUGAL	3.256	1.616	-101,49	7.028	7.091	0,90	
GREECE	16.495	15.417	-6,99	63.536	61.262	-3,58	
DEMOCRATIC REPUBLIC OF THE CONGO	0	952	100,00	0	8.420	--	
HUNGARY	717	297	-141,41	2.595	2.755	6,17	
POLAND	146	405	63,95	1.001	7.293	628,57	
BULGARIA	3.987	0	--	9.018	0	-100,00	
YUGOSLAVIA	2	2.158	99,91	31	4.330	13.867,74	
KAZAKHSTAN	10	0	--	142	0	-100,00	

TABEL 5. PERKEMBANGAN EKSPOR INDONESIA MENURUT KOMODITI DAN NEGARA TUJUAN

JENIS BARANG	BERAT BERSIH (KG)		PERUB	NILAI FOB (US \$)		PERUB	
	JAN-SEP 2006	JAN-SEP 2007	%	JAN-SEP 2006	JAN-SEP 2007	%	
(1)	(2)	(3)	(4)	(5)	(6)	(7)	
UKRAINE		74	46	-60,87	105	233	121,90
ESTONIA		875	0	--	1.207	0	-100,00
CROATIA		472	279	-69,18	1.120	1.518	35,54
BOSNIA AND HERZEGOVINA		0	5	100,00	0	80	--
MALTA		11	236	95,34	88	1.555	1.667,05
SLOVAKIA		115	1.381	91,67	469	8.484	1.708,96
SLOVENIA		230	556	58,63	440	2.900	559,09
CZECH REPUBLIC		100	2	-4.900,00	1.326	10	-99,25
RUSSIA FEDERATION		1.318	184	-616,30	20.250	3.261	-83,90
-BARANG DARI LOGAM MULIA	598.989	235.674	-154,16	63.087.716	107.920.833	71,06	
JAPAN	5.808	3.938	-47,49	240.577	757.563	214,89	
HONG KONG	5.077	8.338	39,11	351.200	3.689.403	950,51	
KOREA, REPUBLIC OF	729	554	-31,59	11.568	89.619	674,71	
TAIWAN	0	9	100,00	0	14.047	--	
CHINA	66	28	-135,71	230	1.857	707,39	
PAPUA NEW GUINEA	47	0	--	58	0	-100,00	
THAILAND	11.288	4.426	-155,04	1.262.340	1.958.083	55,12	
SINGAPORE	112.957	139.533	19,05	11.288.144	16.506.857	46,23	
PHILIPPINES	130	0	--	1.670	0	-100,00	
MALAYSIA	481	526	8,56	19.074	11.110	-41,75	
BRUNEI DARUSSALAM	21	780	97,31	88	1.304	1.381,82	
VIET NAM	0	2	100,00	0	18	--	
MALDIVES	9	583	98,46	163	9.632	5.809,20	
INDIA	0	384	100,00	0	4.093	--	
IRAN (ISLAMIC REPUBLIC OF)	0	647	100,00	0	1.206	--	
KUWAIT	294.368	0	--	176.756	0	-100,00	
JORDAN	0	19	100,00	0	10.552	--	
OMAN	2	0	--	6	0	-100,00	
TURKEY	2.044	2.174	5,98	696.297	962.325	38,21	
UNITED ARAB EMIRATES	860	2.569	66,52	8.181.640	31.870.291	289,53	
CYPRUS	573	0	--	34.333	0	-100,00	
EGYPT	0	5	100,00	0	3.643	--	
TANZANIA, UNITED REPUBLIC OF	456	0	--	1.743	0	-100,00	
MADAGASCAR	0	65	100,00	0	61	--	
KENYA	0	8	100,00	0	133	--	
REUNION	227	131	-73,28	3.276	762	-76,74	
U.S. VIRGIN ISLANDS	32	0	--	18.116	0	-100,00	
SEYCHELLES	0	8	100,00	0	1.700	--	
SOUTH AFRICA	26	9	-188,89	18.064	18	-99,90	
VIRGIN ISLANDS (BRITISH)	113	0	--	906	0	-100,00	
AUSTRALIA	5.713	4.742	-20,48	299.923	494.436	64,85	
NEW ZEALAND	1.297	818	-58,56	68.160	30.862	-54,72	
PALAU	26	0	--	185	0	-100,00	
NEW CALEDONIA	0	103	100,00	0	69	--	
NORTHERN MARIANA ISLANDS	5	0	--	217	0	-100,00	
FIJI	31	0	--	12	0	-100,00	
MARSHALL ISLANDS	0	11	100,00	0	473	--	
UNITED STATES	97.200	27.252	-256,67	35.783.038	43.684.512	22,08	
CANADA	4.527	3.755	-20,56	87.668	370.818	322,98	
MEXICO	77	9	-755,56	350	205	-41,43	
ARGENTINA	0	40	100,00	0	60	--	
BRAZIL	0	204	100,00	0	12.646	--	
COLOMBIA	172	0	--	267	0	-100,00	
BAHAMAS	27	0	--	548	0	-100,00	
PUERTO RICO	7	40	82,50	3.285	27.384	733,61	
DOMINICAN REPUBLIC	502	0	--	1.419	0	-100,00	
COSTA RICA	0	4	100,00	0	30	--	
ANTIGUA AND BARBUDA	21	0	--	210	0	-100,00	
BERMUDA	95	15	-533,33	670	213	-68,21	
CAYMAN ISLANDS	0	36	100,00	0	1.939	--	
FRENCH POLYNESIA	24	0	--	516	0	-100,00	
NETHERLANDS ANTILLES	41	74	44,59	1.784	2.114	18,50	
SAINT KITTS AND NEVIS	0	14	100,00	0	204	--	
UNITED KINGDOM	10.896	3.165	-244,27	763.037	896.404	17,48	
NETHERLANDS	21.763	14.907	-45,99	599.006	889.233	48,45	
FRANCE	2.587	2.723	4,99	35.855	14.976	-58,23	
GERMANY, FED. REP. OF	3.936	4.027	2,26	1.362.975	3.494.613	156,40	
AUSTRIA	26	35	25,71	8.781	7.166	-18,39	
BELGIUM	346	159	-117,61	1.370	28.248	1.961,90	
SWITZERLAND	574	407	-41,03	305.152	278.772	-8,64	
DENMARK	152	152	0,00	348.990	349.938	0,27	
NORWAY	630	621	-1,45	137.306	223.200	62,56	
SWEDEN	195	15	-1.200,00	11.386	18.463	62,16	
FINLAND	124	0	--	873	0	-100,00	
IRELAND	1	13	92,31	483	9.873	1.944,10	
ITALY	3.629	4.909	26,07	708.600	866.714	22,31	
SPAIN	2.640	1.775	-48,73	126.107	235.397	86,66	

TABEL 5. PERKEMBANGAN EKSPOR INDONESIA MENURUT KOMODITI DAN NEGARA TUJUAN

JENIS BARANG	BERAT BERSIH (KG)		PERUB	NILAI FOB (US \$)		PERUB
	JAN-SEP 2006	JAN-SEP 2007	%	JAN-SEP 2006	JAN-SEP 2007	%
(1)	(2)	(3)	(4)	(5)	(6)	(7)
PORTUGAL	151	299	49,50	1.512	4.355	188,03
ICELAND	11	25	56,00	14.903	27.805	86,57
GREECE	363	314	-15,61	10.013	11.742	17,27
HUNGARY	0	46	100,00	0	839	--
POLAND	28	8	-250,00	11.496	12.625	9,82
YUGOSLAVIA	2	0	--	22	0	-100,00
LATVIA	0	10	100,00	0	59	--
MALTA	5.788	0	--	60.896	0	-100,00
SLOVAKIA	25	162	84,57	298	1.784	498,66
SLOVENIA	3	0	--	1.522	0	-100,00
RUSSIA FEDERATION	40	49	18,37	22.632	28.385	25,42
-PETI KEMAS	20.535.902	27.765.696	26,04	20.954.403	31.631.606	50,95
JAPAN	0	189.871	100,00	0	170.957	--
HONG KONG	28.981	225.000	87,12	167.640	244.000	45,55
CHINA	0	3.300	100,00	0	17.470	--
PAPUA NEW GUINEA	4.670	5.842	20,06	2.172	25.935	1.094,06
THAILAND	5.556	223.900	97,52	15.781	366.384	2.221,68
SINGAPORE	506.874	3.820.033	86,73	334.692	4.692.838	1.302,14
MALAYSIA	73.839	59.335	-24,44	319.600	73.572	-76,98
LAO PEOPLE'S DEMOCRATIC REPUBLI	0	89	100,00	0	1.500	--
VIET NAM	26.227	86.120	69,55	109.337	49.104	-55,09
INDIA	127.999	0	--	52.489	0	-100,00
UNITED ARAB EMIRATES	57.775	0	--	148.620	0	-100,00
SOUTH AFRICA	29.689	0	--	26.800	0	-100,00
ZAMBIA	0	9.500	100,00	0	161.511	--
AUSTRALIA	17.194	18.652	7,82	51.589	23.029	-55,36
EAST TIMOR	1.636	0	--	45	0	-100,00
UNITED STATES	5.648.271	11.304.344	50,03	5.648.900	13.676.880	142,12
BARBADOS	4.609.000	2.647.000	-74,12	3.502.000	2.195.700	-37,30
BERMUDA	756.000	3.956.000	80,89	706.600	3.632.500	414,08
UNITED KINGDOM	202.191	0	--	423.888	0	-100,00
GERMANY, FED. REP. OF	6.550.000	3.855.056	-69,91	7.869.250	5.014.850	-36,27
ITALY	0	29.654	100,00	0	25.376	--
MALTA	1.890.000	1.332.000	-41,89	1.575.000	1.260.000	-20,00
-KOMPUTER DAN BAGIANNYA	60.218.877	31.971.360	-88,35	1.062.721.102	789.416.147	-25,72
JAPAN	3.775.988	2.070.981	-82,33	121.141.966	107.439.389	-11,31
HONG KONG	5.335.936	1.034.138	-415,98	104.113.998	11.536.938	-88,92
KOREA, REPUBLIC OF	1.069.855	348.358	-207,11	26.931.036	3.789.289	-85,93
TAIWAN	1.352.823	413.715	-226,99	31.092.457	5.370.563	-82,73
CHINA	3.267.008	5.446.309	40,01	83.265.566	135.298.225	62,49
MACAU	0	99	100,00	0	2.073	--
PAPUA NEW GUINEA	1.008	200	-404,00	30.414	645	-97,88
THAILAND	2.096.824	561.663	-273,32	32.766.931	20.897.437	-36,22
SINGAPORE	8.087.261	6.672.694	-21,20	179.865.603	222.667.029	23,80
PHILIPPINES	656.124	409.307	-60,30	7.089.543	4.969.162	-29,91
MALAYSIA	1.357.866	1.459.365	6,96	25.388.370	31.179.533	22,81
CAMBODIA	717	25	-2.768,00	2.305	360	-84,38
BRUNEI DARUSSALAM	50	910	94,51	70	947	1.252,86
NEPAL	0	6.168	100,00	0	170.792	--
VIET NAM	116.045	54.158	-114,27	1.157.697	768.441	-33,62
MALDIVES	0	219	100,00	0	1.570	--
INDIA	1.683.414	1.224.788	-37,45	22.882.966	17.832.673	-22,07
PAKISTAN	29.892	14.242	-109,89	518.074	393.369	-24,07
BANGLADESH	14.271	2.409	-492,40	213.334	52.167	-75,55
SRI LANKA	3.770	7.815	51,76	45.294	31.479	-30,50
IRAN (ISLAMIC REPUBLIC OF)	30.701	26.623	-15,32	641.678	1.278.805	99,29
SAUDI ARABIA	11.356	10.065	-12,83	201.472	198.318	-1,57
KUWAIT	4	22	81,82	6.831	100	-98,54
JORDAN	10.089	16.199	37,72	129.760	52.389	-59,63
LEBANON	10.166	0	--	160.516	0	-100,00
YEMEN	0	17.101	100,00	0	559.850	--
OMAN	0	2	100,00	0	50	--
SYRIA ARAB REPUBLIC	30.136	0	--	437.841	0	-100,00
TURKEY	312.067	71.765	-334,85	5.432.082	1.879.511	-65,40
UNITED ARAB EMIRATES	865.509	886.183	2,33	11.167.438	12.441.459	11,41
QATAR	300	0	--	1.970	0	-100,00
BAHRAIN	0	62	100,00	0	90	--
EGYPT	85.360	205.276	58,42	1.401.675	4.878.701	248,06
LIBYAN ARAB JAMAHIRIYA	10.656	2.362	-351,14	167.240	62.788	-62,46
MOROCCO	0	40	100,00	0	550	--
TUNISIA	1.435	0	--	28.617	0	-100,00
ALGERIA	32.390	7.746	-318,15	332.746	211.804	-36,35
ETHIOPIA	766	0	--	7.850	0	-100,00
TANZANIA, UNITED REPUBLIC OF	395	446	11,43	380	1.710	350,00
KENYA	679	1.128	39,80	290	5.388	1.757,93
BOTSWANA	117	0	--	23	0	-100,00

TABEL 5. PERKEMBANGAN EKSPOR INDONESIA MENURUT KOMODITI DAN NEGARA TUJUAN

JENIS BARANG	BERAT BERSIH (KG)		PERUB	NILAI FOB (US \$)		PERUB
	JAN-SEP 2006	JAN-SEP 2007	%	JAN-SEP 2006	JAN-SEP 2007	%
(1)	(2)	(3)	(4)	(5)	(6)	(7)
GHANA	1.042	232	-349,14	1.187	226	-80,96
CAMEROON	0	105	100,00	0	6.000	--
NIGERIA	24.900	14.941	-66,66	122.715	92.344	-24,75
BENIN	46.800	0	--	24.800	0	-100,00
SEYCHELLES	0	767	100,00	0	2.181	--
UGANDA	927	1.284	27,80	619	6.618	969,14
SOUTH AFRICA	53.680	39.429	-36,14	1.392.167	1.081.517	-22,31
ZIMBABWE	130	0	--	130	0	-100,00
ZAMBIA	59	0	--	12	0	-100,00
MALAWI	60	100	40,00	60	500	733,33
AUSTRALIA	756.289	172.260	-339,04	11.806.831	4.394.570	-62,78
NEW ZEALAND	287	127	-125,98	2.960	2.163	-26,93
PALAU	1	0	--	2	0	-100,00
AMERICAN SAMOA	124	0	--	1.345	0	-100,00
SOLOMON ISLANDS	150	0	--	450	0	-100,00
EAST TIMOR	8.318	23.135	64,05	4.289	467.642	10.803,29
UNITED STATES	6.862.609	3.423.554	-100,45	107.539.532	61.071.491	-43,21
CANADA	117.270	37.395	-213,60	1.660.609	816.457	-50,83
MEXICO	1.338.665	530.803	-152,20	21.444.947	10.628.972	-50,44
GUATEMALA	17.043	0	--	419.145	0	-100,00
PANAMA	99	4.634	97,86	722	75.306	10.330,19
CHILE	306.372	30.413	-907,37	3.890.185	316.975	-91,85
VENEZUELA	157.189	5	-3.143.680,00	1.988.016	220	-99,99
ARGENTINA	390.989	34.974	-1.017,94	5.717.033	316.965	-94,46
BRAZIL	1.877.730	1.313.456	-42,96	17.353.517	18.929.109	9,08
COLOMBIA	184.542	107.602	-71,50	2.129.855	1.188.646	-44,19
URUGUAY	370	2.755	86,57	80	14.160	17.600,00
ECUADOR	188	0	--	6.068	0	-100,00
PERU	129.989	45.399	-186,33	1.548.147	408.870	-73,59
COSTA RICA	78.143	0	--	970.440	0	-100,00
NETHERLANDS ANTILLES	52	33	-57,58	22.500	6.780	-69,87
UNITED KINGDOM	128.003	30.922	-313,95	3.727.127	1.916.045	-48,59
NETHERLANDS	9.498.322	2.825.741	-236,14	137.912.742	64.852.872	-52,98
FRANCE	828	2.358	64,89	20.478	56.751	177,13
GERMANY, FED. REP. OF	2.363.102	1.852.445	-27,57	30.658.136	21.463.486	-29,99
AUSTRIA	5	141	96,45	211	2.677	1.168,72
BELGIUM	12.976	11.974	-8,37	398.569	280.494	-29,62
SWITZERLAND	356	1	-35.500,00	29.305	1	-100,00
DENMARK	578	1	-57.700,00	25.684	156	-99,39
NORWAY	100	436	77,06	700	34.490	4.827,14
SWEDEN	16	0	--	633	0	-100,00
FINLAND	30.322	25.375	-19,50	704.212	442.754	-37,13
IRELAND	409.476	151.014	-171,15	12.945.310	9.299.184	-28,17
ITALY	3.080	2.204	-39,75	181.713	73.830	-59,37
SPAIN	379	4.987	92,40	12.680	153.252	1.108,61
PORTUGAL	39	648	93,98	10.111	18.177	79,77
GREECE	488	0	--	32.209	0	-100,00
HUNGARY	191.486	76.794	-149,35	11.024.325	2.684.531	-75,65
POLAND	8.639	15.928	45,76	210.404	368.180	74,99
ROMANIA	0	9.461	100,00	0	259.604	--
KAZAKHSTAN	0	25	100,00	0	500	--
UKRAINE	0	1.332	100,00	0	24.372	--
UZBEKISTAN	5.346	0	--	121.075	0	-100,00
MALTA	0	152	100,00	0	18.916	--
SLOVAKIA	8.420	87.392	90,37	159.660	1.500.000	839,50
SLOVENIA	4.776.087	0	--	26.780.541	0	-100,00
CZECH REPUBLIC	175.834	113.468	-54,96	3.092.881	2.129.155	-31,16
RUSSIA FEDERATION	0	2.575	100,00	0	35.414	--
-KENDARAAN BERMOTOR RODA 2 DAI	3.162.351	3.778.927	16,32	23.625.736	21.164.465	-10,42
JAPAN	56.616	157.543	64,06	747.512	1.763.849	135,96
HONG KONG	328	85	-285,88	1.430	835	-41,61
KOREA, REPUBLIC OF	0	3.300	100,00	0	40.653	--
TAIWAN	849	456	-86,18	9.329	2.500	-73,20
CHINA	801	5.760	86,09	11.306	11.990	6,05
THAILAND	34.670	5.164	-571,38	712.841	64.164	-91,00
SINGAPORE	1.055	0	--	6.697	0	-100,00
PHILIPPINES	1.560.426	1.185.849	-31,59	11.838.390	9.626.877	-18,68
MALAYSIA	53.044	1.023.854	94,82	113.997	1.617.985	1.319,32
CAMBODIA	0	100	100,00	0	2.500	--
BRUNEI DARUSSALAM	0	3.724	100,00	0	38.442	--
VIET NAM	41.730	245.100	82,97	459.518	486.632	5,90
MALDIVES	2.160	17.278	87,50	16.436	148.374	802,74
INDIA	8.291	5.354	-54,86	131.772	23.480	-82,18
PAKISTAN	16.352	0	--	102.209	0	-100,00
JORDAN	11.000	0	--	75.000	0	-100,00
UNITED ARAB EMIRATES	2.550	203	-1.156,16	9.040	1.604	-82,26
BAHRAIN	0	70	100,00	0	738	--
CYPRUS	200	0	--	842	0	-100,00
EGYPT	7.500	0	--	12.250	0	-100,00
ALGERIA	250	0	--	650	0	-100,00

TABEL 5. PERKEMBANGAN EKSPOR INDONESIA MENURUT KOMODITI DAN NEGARA TUJUAN

JENIS BARANG	BERAT BERSIH (KG)		PERUB	NILAI FOB (US \$)		PERUB
	JAN-SEP 2006	JAN-SEP 2007	%	JAN-SEP 2006	JAN-SEP 2007	%
(1)	(2)	(3)	(4)	(5)	(6)	(7)
TANZANIA, UNITED REPUBLIC OF	537	0	--	556	0	-100,00
MADAGASCAR	0	2.640	100,00	0	13.200	--
MOZAMBIQUE	3.120	0	--	19.240	0	-100,00
TOGO	21.000	0	--	17.350	0	-100,00
GHANA	12.199	0	--	133.320	0	-100,00
ANGOLA	126.053	36.000	-250,15	783.080	230.100	-70,62
CONGO	3.600	0	--	23.370	0	-100,00
COTE D'IVOIRE	0	5.760	100,00	0	41.952	--
GAMBIA	0	1.344	100,00	0	944	--
SEYCHELLES	0	577	100,00	0	1.578	--
DJIBOUTI	6.240	9.904	37,00	40.200	55.240	37,41
VIRGIN ISLANDS (BRITISH)	0	2.400	100,00	0	20.360	--
AUSTRALIA	20.496	100.430	79,59	60.804	885.823	1.356,85
NEW ZEALAND	32.170	1.183	-2.619,36	324.738	2.947	-99,09
WALLIS AND FUTUNA ISLANDS	2.459	0	--	19.800	0	-100,00
CHRISTMAS ISLANDS	40	0	--	500	0	-100,00
EAST TIMOR	1.049	0	--	5.622	0	-100,00
UNITED STATES	3.759	7.870	52,24	16.460	20.042	21,76
CANADA	410	7.849	94,78	2.060	30.707	1.390,63
MEXICO	85.052	53.811	-58,06	652.164	464.386	-28,79
GUATEMALA	11.520	2.880	-300,00	84.000	19.200	-77,14
HONDURAS	7.305	0	--	44.861	0	-100,00
CHILE	6.000	20.160	70,24	49.514	168.264	239,83
VENEZUELA	129.840	0	--	812.480	0	-100,00
ARGENTINA	0	100	100,00	0	650	--
BRAZIL	200	4.434	95,49	100	26.046	25.946,00
COLOMBIA	696.568	707.168	1,50	4.894.340	4.360.890	-10,90
PARAGUAY	120	0	--	750	0	-100,00
ECUADOR	110	0	--	741	0	-100,00
DOMINICAN REPUBLIC	81.060	68.400	-18,51	512.060	441.548	-13,77
EL SALVADOR	6.240	0	--	42.100	0	-100,00
COSTA RICA	2.880	0	--	21.000	0	-100,00
BARBADOS	3.600	0	--	23.700	0	-100,00
BERMUDA	8.400	12.000	30,00	65.064	99.456	52,86
UNITED KINGDOM	2.042	10.097	79,78	16.680	21.592	29,45
NETHERLANDS	550	4.756	88,44	100	12.406	12.306,00
FRANCE	10.354	16.019	35,36	46.657	83.316	78,57
GERMANY, FED. REP. OF	1.300	6.018	78,40	7.951	23.150	191,16
AUSTRIA	275	0	--	1.250	0	-100,00
BELGIUM	10.181	9.498	-7,19	13.434	20.326	51,30
SWITZERLAND	0	600	100,00	0	3.926	--
DENMARK	200	0	--	2.400	0	-100,00
NORWAY	150	0	--	1.150	0	-100,00
FINLAND	4.256	4.163	-2,23	2.174	14.444	564,40
ITALY	25.031	25.705	2,62	259.883	250.360	-3,66
SPAIN	300	2.400	87,50	200	8.389	4.094,50
GREECE	37.863	921	-4.011,07	374.664	12.600	-96,64
-KENDARAAN BERMOTOR RODA 4 DA	51.058.169	102.736.150	50,30	276.452.842	627.066.565	126,83
JAPAN	275.279	712.727	61,38	2.034.886	5.687.503	179,50
HONG KONG	7.600	8.440	9,95	91.436	83.004	-9,22
KOREA, REPUBLIC OF	0	3.544	100,00	0	46.480	--
TAIWAN	1.547	696.084	99,78	6.187	2.997.262	48.344,51
CHINA	166.000	100.690	-64,86	117.769	719.812	511,21
PAPUA NEW GUINEA	42.076	97.471	56,83	52.300	52.101	-0,38
THAILAND	3.557.034	6.858.198	48,13	19.451.217	33.995.130	74,77
SINGAPORE	4.354.563	3.489.742	-24,78	7.210.765	8.026.557	11,31
PHILIPPINES	5.547.091	11.493.393	51,74	28.813.743	59.929.022	107,99
MALAYSIA	11.517.770	12.324.837	6,55	61.133.887	62.230.792	1,79
MYANMAR (FORM. BURMA)	31.969	259.125	87,66	97.512	2.038.356	1.990,36
BRUNEI DARUSSALAM	1.232.592	1.400.639	12,00	7.581.272	8.200.737	8,17
NEPAL	0	13.451	100,00	0	60.387	--
VIET NAM	1.988.307	4.623.705	57,00	7.663.219	24.631.594	221,43
MALDIVES	0	69	100,00	0	262	--
INDIA	1.160	75	-1.446,67	5.825	788	-86,47
PAKISTAN	2.529.838	257.434	-882,71	15.759.896	1.902.518	-87,93
BANGLADESH	8.624	134.009	93,56	64.738	775.774	1.098,33
SRI LANKA	13.841	202.799	93,18	323.950	1.215.820	275,31
SAUDI ARABIA	7.647.039	17.950.404	57,40	54.441.072	133.540.615	145,29
KUWAIT	492.714	1.172.469	57,98	3.274.867	9.966.977	204,35
JORDAN	0	95.298	100,00	0	584.071	--
LEBANON	42.757	948.345	95,49	331.861	7.930.760	2.289,78
YEMEN	276.157	263.495	-4,81	1.473.900	1.328.542	-9,86
OMAN	78.780	3.919.477	97,99	601.915	35.617.456	5.817,36
SYRIA ARAB REPUBLIC	116.761	456.040	74,40	759.008	2.835.702	273,61
UNITED ARAB EMIRATES	1.606.811	9.294.029	82,71	8.606.877	84.528.117	882,10
QATAR	175.568	685.197	74,38	1.199.496	6.194.665	416,44
BAHRAIN	70.474	398.484	82,31	614.696	3.655.171	494,63
EGYPT	25.400	1.195.210	97,87	187.129	6.743.286	3.503,55
LIBYAN ARAB JAMAHIRIYA	0	83.619	100,00	0	515.460	--
MOROCCO	88.596	69.600	-27,29	439.099	336.359	-23,40

TABEL 5. PERKEMBANGAN EKSPOR INDONESIA MENURUT KOMODITI DAN NEGARA TUJUAN

JENIS BARANG	BERAT BERSIH (KG)		PERUB	NILAI FOB (US \$)		PERUB
	JAN-SEP 2006	JAN-SEP 2007	%	JAN-SEP 2006	JAN-SEP 2007	%
(1)	(2)	(3)	(4)	(5)	(6)	(7)
ALGERIA	10.550	31.457	66,46	68.554	194.172	183,24
SUDAN	105.498	88.788	-18,82	594.661	690.189	16,06
TANZANIA, UNITED REPUBLIC OF	19.538	0	--	76.349	0	-100,00
KENYA	0	6.000	100,00	0	20.020	--
MOZAMBIQUE	0	16.916	100,00	0	86.186	--
GHANA	460.574	11.929	-3.760,96	4.337.919	72.726	-98,32
GUINEA	428.250	0	--	3.963.330	0	-100,00
ANGOLA	34.096	82.170	58,51	192.837	467.977	142,68
CONGO	10.000	44.957	77,76	1.180	256.001	21.595,00
NIGERIA	0	85.989	100,00	0	667.407	--
SENEGAL	3.032	0	--	8.568	0	-100,00
SEYCHELLES	3.810	7.289	47,73	26.266	45.858	74,59
SOUTH AFRICA	2.612.592	14.750.618	82,29	12.618.802	71.774.791	468,79
MAURITIUS	0	15.669	100,00	0	106.017	--
RWANDA	0	1.270	100,00	0	8.764	--
AUSTRALIA	1.201.943	1.876.462	35,95	9.966.604	10.293.486	3,28
NEW ZEALAND	72.120	110.200	34,56	387.296	641.803	65,71
SAINT VINCENT AND THE GRENADINES	33.089	20.378	-62,38	161.737	105.798	-34,59
VANUATU	16.365	19.976	18,08	85.794	105.654	23,15
AMERICAN SAMOA	0	3.610	100,00	0	30.886	--
FIJI	21.312	22.648	5,90	126.064	120.207	-4,65
MARSHALL ISLANDS	4.769	1.225	-289,31	28.050	7.284	-74,03
SOLOMON ISLANDS	35.417	6.466	-447,74	48.972	39.151	-20,05
EAST TIMOR	5.250	0	--	35.332	0	-100,00
UNITED STATES	513.063	13.001	-3.846,33	3.029.631	36.609	-98,79
MEXICO	1.585	1.127.147	99,86	9.595	6.060.810	63.066,34
GUATEMALA	238.979	123.638	-93,29	1.229.689	646.284	-47,44
HONDURAS	96.895	76.237	-27,10	486.706	412.483	-15,25
NICARAGUA	132.469	135.672	2,36	713.109	716.827	0,52
PANAMA	120.007	399.427	69,96	625.070	2.092.746	234,80
SURINAME	0	2.938	100,00	0	9.000	--
CHILE	1.469.798	1.687.177	12,88	7.031.110	8.049.226	14,48
VENEZUELA	0	787.120	100,00	0	6.175.258	--
BRAZIL	140	1.120	87,50	2.727	14.588	434,95
COLOMBIA	360	0	--	3.208	0	-100,00
PERU	0	11.949	100,00	0	98.195	--
GUYANA	2.320	2.320	0,00	10.906	11.709	7,36
TRINIDAD AND TOBAGO	143.616	11.600	-1.138,07	833.474	72.004	-91,36
BAHAMAS	25.128	0	--	151.638	0	-100,00
JAMAICA	46.863	28.276	-65,73	260.374	166.194	-36,17
PUERTO RICO	463.048	266.724	-73,61	2.608.627	1.500.862	-42,47
DOMINICAN REPUBLIC	0	48.050	100,00	0	260.378	--
COSTA RICA	223.232	194.481	-14,78	1.169.590	997.521	-14,71
HAITI	4.769	5.929	19,56	24.968	29.595	18,53
BARBADOS	178.610	166.469	-7,29	1.007.825	970.714	-3,68
ANTIGUA AND BARBUDA	0	21.099	100,00	0	96.549	--
ANGUILLA	0	1.160	100,00	0	4.919	--
ARUBA	9.830	19.411	49,36	57.488	104.695	82,12
BERMUDA	26.229	55.338	52,60	156.117	357.105	128,74
DOMINICA	17.573	215.806	91,86	83.362	1.146.104	1.274,85
FRENCH POLYNESIA	14.639	64.574	77,33	95.358	290.781	204,94
GRENADA	0	21.901	100,00	0	118.216	--
NETHERLANDS ANTILLES	26.982	31.556	14,49	153.154	169.034	10,37
SAINT LUCIA	51.065	64.809	21,21	278.295	390.237	40,22
SAINT KITTS AND NEVIS	0	7.310	100,00	0	45.213	--
UNITED KINGDOM	8.000	363.061	97,80	27.310	2.561.966	9.281,05
NETHERLANDS	78	6.576	98,81	1.475	6.700	354,24
FRANCE	0	70.999	100,00	0	50.028	--
GERMANY, FED. REP. OF	5.426	1.507	-260,05	34.474	34.910	1,26
BELGIUM	44.017	2.500	-1.660,68	258.068	1.553	-99,40
NORWAY	40	0	--	2.750	0	-100,00
IRELAND	193.950	259.040	25,13	925.000	1.220.000	31,89
ITALY	0	4.710	100,00	0	26.095	--
DEMOCRATIC REPUBLIC OF THE CONG	0	23.402	100,00	0	16.000	--
POLAND	105	0	--	507	0	-100,00
LATVIA	2.500	0	--	4.400	0	-100,00
MALTA	22.300	0	--	110.000	0	-100,00
-SUKU CADANG MESIN	77.111.425	88.656.523	13,02	597.603.679	708.005.811	18,47
JAPAN	19.585.711	25.171.740	22,19	40.586.197	51.876.939	27,82
HONG KONG	253.026	300.166	15,70	905.774	2.273.282	150,98
KOREA, REPUBLIC OF	3.654.608	5.232.807	30,16	3.660.448	5.591.732	52,76
TAIWAN	126.750	174.140	27,21	366.002	541.042	47,82
CHINA	4.403.630	1.641.582	-168,26	15.258.035	6.093.712	-60,06
MONGOLIA	0	19.473	100,00	0	69.444	--
MACAU	0	546	100,00	0	31.736	--
PAPUA NEW GUINEA	30.194	30.990	2,57	173.142	346.961	100,39
THAILAND	19.344.503	17.476.181	-10,69	36.282.369	29.132.320	-19,71
SINGAPORE	11.410.480	15.224.277	25,05	379.051.172	487.525.645	28,62
PHILIPPINES	424.697	428.486	0,88	1.654.938	2.686.248	62,32
MALAYSIA	2.394.289	3.923.457	38,98	48.537.414	27.057.260	-44,25

TABEL 5. PERKEMBANGAN EKSPOR INDONESIA MENURUT KOMODITI DAN NEGARA TUJUAN

JENIS BARANG	BERAT BERSIH (KG)		PERUB	NILAI FOB (US \$)		PERUB
	JAN-SEP 2006	JAN-SEP 2007	%	JAN-SEP 2006	JAN-SEP 2007	%
(1)	(2)	(3)	(4)	(5)	(6)	(7)
MYANMAR (FORM. BURMA)	24.984	0	--	167.774	0	-100,00
BRUNEI DARUSSALAM	10.773	65.360	83,52	218.279	1.084.146	396,68
LAO PEOPLE'S DEMOCRATIC REPUBLI	0	4.890	100,00	0	20.600	--
VIET NAM	537.420	274.016	-96,13	3.695.633	1.533.663	-58,50
MALDIVES	146.386	0	--	33.736	0	-100,00
INDIA	121.859	2.150.067	94,33	1.096.993	5.617.631	412,09
PAKISTAN	29.054	3.481	-734,65	510.786	35.218	-93,11
BANGLADESH	151.139	0	--	392.794	0	-100,00
SRI LANKA	2.016	22	-9.063,64	10.775	2.761	-74,38
IRAN (ISLAMIC REPUBLIC OF)	346.225	228.170	-51,74	2.598.230	551.520	-78,77
SAUDI ARABIA	73.599	58.864	-25,03	251.836	337.216	33,90
KUWAIT	0	820	100,00	0	4.427	--
JORDAN	16.365	660.184	97,52	126.700	714.620	464,03
YEMEN	770	245	-214,29	4.941	1.350	-72,68
OMAN	10.650	81.547	86,94	35.690	333.961	835,73
SYRIA ARAB REPUBLIC	0	40.698	100,00	0	342.695	--
TURKEY	91.831	0	--	268.502	0	-100,00
UNITED ARAB EMIRATES	832.180	100.394	-728,91	4.052.225	1.717.489	-57,62
QATAR	65.430	15.439	-323,80	1.608.149	353.050	-78,05
BAHRAIN	0	120	100,00	0	412	--
EGYPT	49.001	1.032	-4.648,16	191.779	112.671	-41,25
LIBYAN ARAB JAMAHIRIYA	286	13.212	97,84	737	76.762	10.315,47
MOROCCO	0	251	100,00	0	3.171	--
TUNISIA	0	410	100,00	0	3.779	--
ALGERIA	0	24.420	100,00	0	68.531	--
SUDAN	1.783	41.691	95,72	33.075	461.658	1.295,79
TANZANIA, UNITED REPUBLIC OF	1.245	0	--	14.600	0	-100,00
MADAGASCAR	0	1.750	100,00	0	24.209	--
KENYA	258	49	-426,53	2.500	49	-98,04
MOZAMBIQUE	340	0	--	5.000	0	-100,00
BOTSWANA	280	0	--	3.100	0	-100,00
GHANA	100	0	--	1.000	0	-100,00
GUINEA	7.100	0	--	1.750	0	-100,00
ANGOLA	16.240	23.059	29,57	212.362	387.479	82,46
NIGERIA	13.597	195.502	93,05	188.213	2.992.845	1.490,14
GABON	21.440	0	--	61.899	0	-100,00
UGANDA	1.467	192	-664,06	18.300	192	-98,95
NIGER	2.615	0	--	24.100	0	-100,00
SWAZILAND	0	28	100,00	0	38.232	--
SOUTH AFRICA	48.707	127.782	61,88	83.342	410.272	392,28
ZAMBIA	0	12.641	100,00	0	1.025.183	--
AUSTRALIA	490.160	928.781	47,23	3.072.861	5.401.400	75,78
NEW ZEALAND	20.067	16.421	-22,20	189.453	126.332	-33,32
NEW CALEDONIA	416	0	--	2.500	0	-100,00
AMERICAN SAMOA	7	0	--	1.050	0	-100,00
FIJI	62	4	-1.450,00	300	29	-90,33
UNITED STATES	5.253.604	3.580.002	-46,75	22.412.694	30.135.076	34,46
CANADA	398.630	263.144	-51,49	1.018.674	557.477	-45,27
MEXICO	15.533	6.444	-141,05	1.500.412	2.283.658	52,20
CHILE	0	47.167	100,00	0	175.476	--
VENEZUELA	0	9	100,00	0	6.511	--
ARGENTINA	1.839	359	-412,26	58.400	21.658	-62,91
BRAZIL	114.175	1.992.751	94,27	1.351.543	5.635.164	316,94
COLOMBIA	0	2.087	100,00	0	105.922	--
URUGUAY	4.785	0	--	25.160	0	-100,00
PARAGUAY	450	0	--	3.900	0	-100,00
PERU	4.708	154	-2.957,14	22.418	13.627	-39,21
TRINIDAD AND TOBAGO	594.900	0	--	2.903.042	0	-100,00
PUERTO RICO	550	889	38,13	63.281	101.098	59,76
COSTA RICA	98	0	--	21.884	0	-100,00
NETHERLANDS ANTILLES	349	0	--	46.998	0	-100,00
UNITED KINGDOM	4.813.967	6.623.157	27,32	11.689.596	13.345.813	14,17
NETHERLANDS	241.687	396.707	39,08	4.014.066	7.788.054	94,02
FRANCE	100.773	78.199	-28,87	2.140.665	4.880.871	128,01
GERMANY, FED. REP. OF	428.134	518.472	17,42	1.428.892	3.636.204	154,48
AUSTRIA	0	180	100,00	0	4.328	--
BELGIUM	27.479	384.136	92,85	127.188	1.187.392	833,57
SWITZERLAND	0	386	100,00	0	37.593	--
LUXEMBOURG	54.398	0	--	27.309	0	-100,00
DENMARK	1.058	0	--	68.346	0	-100,00
NORWAY	2.405	0	--	89.371	0	-100,00
SWEDEN	1.209	282	-328,72	20.478	18.943	-7,50
FINLAND	10.386	106	-9.698,11	26.991	25.350	-6,08
IRELAND	48.045	44.811	-7,22	476.201	794.543	66,85
ITALY	103.162	129	-79.870,54	198.719	3.146	-98,42
SPAIN	1.976	0	--	30.950	0	-100,00
GREECE	0	2	100,00	0	159	--
ANDORRA	5.800	0	--	27.500	0	-100,00
HUNGARY	4.723	1.901	-148,45	57.942	137.880	137,96
ROMANIA	4.100	0	--	350.450	0	-100,00
AZERBAIJAN	193	0	--	144	0	-100,00

TABEL 5. PERKEMBANGAN EKSPOR INDONESIA MENURUT KOMODITI DAN NEGARA TUJUAN

JENIS BARANG	BERAT BERSIH (KG)		PERUB	NILAI FOB (US \$)		PERUB
	JAN-SEP 2006	JAN-SEP 2007	%	JAN-SEP 2006	JAN-SEP 2007	%
(1)	(2)	(3)	(4)	(5)	(6)	(7)
KAZAKHSTAN	0	336	100,00	0	23.236	--
TAJIKISTAN	239	0	--	39.176	0	-100,00
MALTA	435	21	-1.971,43	2.618	73	-97,21
SLOVAKIA	100.630	52	-193.419,23	1.627.059	1.568	-99,90
SLOVENIA	155	0	--	368	0	-100,00
CZECH REPUBLIC	121	19.173	99,37	10.855	68.066	527,05
RUSSIA FEDERATION	6.989	80	-8.636,25	63.934	7.051	-88,97
-SUKU CADANG KENDARAAN	143.134.627	120.067.100	-19,21	867.482.207	842.245.887	-2,91
JAPAN	32.664.656	32.378.780	-0,88	182.572.834	200.472.740	9,80
HONG KONG	81.567	60.002	-35,94	775.330	690.643	-10,92
KOREA, REPUBLIC OF	412.163	403.839	-2,06	1.340.644	1.710.061	27,56
TAIWAN	2.613.065	3.291.098	20,60	20.340.911	29.706.807	46,04
CHINA	5.992.337	3.956.107	-51,47	52.675.501	44.804.283	-14,94
PAPUA NEW GUINEA	820.506	1.307	-62.677,81	608.091	8.598	-98,59
THAILAND	16.912.716	16.153.844	-4,70	126.906.328	125.062.194	-1,45
SINGAPORE	12.636.388	15.212.017	16,93	67.945.745	94.988.756	39,80
PHILIPPINES	10.372.128	5.444.281	-90,51	28.077.717	33.101.992	17,89
MALAYSIA	19.767.276	7.569.690	-161,14	103.346.565	47.334.858	-54,20
MYANMAR (FORM. BURMA)	44.210	0	--	230.318	0	-100,00
CAMBODIA	2.698	4.946	45,45	10.845	12.188	12,38
BRUNEI DARUSSALAM	513.414	17.175	-2.889,31	748.817	97.049	-87,04
VIET NAM	7.303.630	4.068.151	-79,53	43.387.303	26.319.546	-39,34
MALDIVES	1.978	1.700	-16,35	7.483	3.659	-51,10
INDIA	1.604.413	1.665.802	3,69	13.333.090	13.666.808	2,50
PAKISTAN	1.470.116	1.369.131	-7,38	5.112.567	6.909.297	35,14
BANGLADESH	152.982	193.939	21,12	240.420	347.386	44,49
SRI LANKA	132.865	114.490	-16,05	460.922	405.300	-12,07
IRAN (ISLAMIC REPUBLIC OF)	161.681	350.259	53,84	349.830	922.902	163,81
SAUDI ARABIA	83.015	112.562	26,25	483.966	867.192	79,18
KUWAIT	2.220	17.498	87,31	26.279	55.224	110,14
JORDAN	56.116	62.805	10,65	227.214	260.538	14,67
LEBANON	36.535	43.207	15,44	170.090	308.509	81,38
PALESTINA	0	60	100,00	0	339	--
YEMEN	52.759	58.365	9,61	162.172	200.933	23,90
OMAN	83.271	57.011	-46,06	116.156	68.306	-41,19
SYRIA ARAB REPUBLIC	42.054	28.334	-48,42	161.182	74.275	-53,92
TURKEY	328.529	452.602	27,41	1.287.241	2.136.152	65,95
UNITED ARAB EMIRATES	721.093	872.656	17,37	1.509.283	1.335.136	-11,54
QATAR	27.042	20.348	-32,90	72.394	63.046	-12,91
BAHRAIN	871	1.592	45,29	11.600	16.745	44,35
CYPRUS	12.005	6.717	-78,73	137.052	88.556	-35,39
EGYPT	455.144	530.134	14,15	1.754.881	2.124.811	21,08
LIBYAN ARAB JAMAHIRIYA	0	1.732	100,00	0	13.725	--
MOROCCO	3.570	17.844	79,99	38.921	48.090	23,56
TUNISIA	65.642	104.455	37,16	106.031	200.651	89,24
SUDAN	1.745	0	--	11.325	0	-100,00
NAMIBIA	0	1	100,00	0	2	--
ETHIOPIA	0	183	100,00	0	3.089	--
TANZANIA, UNITED REPUBLIC OF	7.442	0	--	7.694	0	-100,00
KENYA	1.108	10.398	89,34	5.488	35.398	545,01
MOZAMBIQUE	3.751	0	--	44.934	0	-100,00
GHANA	72.136	333	-21.562,46	440.906	4.868	-98,90
GUINEA	44	5	-780,00	15	68	353,33
ANGOLA	3.081	524	-487,98	20.414	6.370	-68,80
CONGO	20.212	0	--	29.340	0	-100,00
CAMEROON	0	131	100,00	0	1.033	--
NIGERIA	3.025	26.158	88,44	6.213	4.289	-30,97
COTE D'IVOIRE	385	0	--	5.972	0	-100,00
SENEGAL	0	1	100,00	0	2	--
MAURITANIA	24.791	24.774	-0,07	36.498	55.700	52,61
BENIN	0	566	100,00	0	500	--
GAMBIA	0	525	100,00	0	1.000	--
DJIBOUTI	60	4.800	98,75	230	13.186	5.633,04
SOUTH AFRICA	686.471	1.441.652	52,38	7.626.505	15.402.847	101,96
VIRGIN ISLANDS (BRITISH)	25	350	92,86	618	3.846	522,33
AUSTRALIA	811.048	579.465	-39,96	5.771.746	4.751.529	-17,68
NEW ZEALAND	5.493	43.514	87,38	61.893	270.739	337,43
SAINT VINCENT AND THE GRENADINES	95	0	--	1.120	0	-100,00
VANUATU	426	1	-42.500,00	7.476	17	-99,77
WALLIS AND FUTUNA ISLANDS	143	0	--	1.152	0	-100,00
FIJI	6.002	4.976	-20,62	24.840	19.431	-21,78
MARSHALL ISLANDS	0	55	100,00	0	819	--
SOLOMON ISLANDS	272.913	16	-1.705.606,25	330.527	332	-99,90
EAST TIMOR	18.255	2.021	-803,27	17.854	21.958	22,99
UNITED STATES	9.860.583	9.008.249	-9,46	94.885.545	82.441.881	-13,11
CANADA	74.109	184.277	59,78	684.452	800.869	17,01
MEXICO	86.127	83.133	-3,60	178.089	995.032	458,73
GUATEMALA	2.808	2.268	-23,81	35.372	19.856	-43,87
HONDURAS	43.059	56.660	24,00	71.065	123.424	73,68
NICARAGUA	1.098	2.493	55,96	11.291	21.483	90,27

TABEL 5. PERKEMBANGAN EKSPOR INDONESIA MENURUT KOMODITI DAN NEGARA TUJUAN

JENIS BARANG	BERAT BERSIH (KG)		PERUB	NILAI FOB (US \$)		PERUB
	JAN-SEP 2006	JAN-SEP 2007	%	JAN-SEP 2006	JAN-SEP 2007	%
(1)	(2)	(3)	(4)	(5)	(6)	(7)
PANAMA	1.164	30.503	96,18	21.717	166.506	666,71
SURINAME	0	161	100,00	0	502	--
CHILE	31.429	35.339	11,06	173.690	173.261	-0,25
VENEZUELA	43.660	50.461	13,48	96.377	300.693	212,00
ARGENTINA	976.276	898.150	-8,70	5.277.260	5.582.070	5,78
BRAZIL	2.084.414	2.088.790	0,21	20.397.357	24.946.894	22,30
COLOMBIA	332.002	74.435	-346,03	2.575.436	123.897	-95,19
URUGUAY	27.000	0	--	11.443	0	-100,00
PERU	32.838	108.264	69,67	69.217	193.970	180,23
GUYANA	242	0	--	3.408	0	-100,00
TRINIDAD AND TOBAGO	3.107	793	-291,80	25.804	10.329	-59,97
BAHAMAS	0	90	100,00	0	711	--
JAMAICA	138	929	85,15	3.019	9.905	228,09
PUERTO RICO	20.591	19.625	-4,92	215.461	197.787	-8,20
DOMINICAN REPUBLIC	40.127	9.910	-304,91	215.886	55.406	-74,34
EL SALVADOR	6.304	9.540	33,92	44.812	42.702	-4,71
COSTA RICA	474	8.668	94,53	5.126	77.873	1.419,18
HAITI	0	89	100,00	0	2.116	--
BARBADOS	2.906	3.760	22,71	25.092	43.291	72,53
ANTIGUA AND BARBUDA	851	288	-195,49	6.542	2.791	-57,34
ARUBA	1.003	422	-137,68	13.697	5.480	-59,99
BERMUDA	446	205	-117,56	2.463	2.197	-10,80
CAYMAN ISLANDS	0	48	100,00	0	826	--
DOMINICA	8.182	352	-2.224,43	65.812	6.236	-90,52
FRENCH POLYNESIA	69	104	33,65	1.294	1.354	4,64
GRENADA	0	524	100,00	0	5.048	--
NETHERLANDS ANTILLES	173	2.521	93,14	834	26.566	3.085,37
SAINT LUCIA	0	858	100,00	0	9.657	--
SAINT KITTS AND NEVIS	137	133	-3,01	1.142	2.206	93,17
UNITED KINGDOM	4.235.038	2.621.335	-61,56	38.563.304	32.253.838	-16,36
NETHERLANDS	1.243.740	1.459.785	14,80	5.192.218	6.393.512	23,14
FRANCE	35.283	27.878	-26,56	251.953	195.319	-22,48
GERMANY, FED. REP. OF	2.736.277	1.549.468	-76,59	12.367.184	7.672.395	-37,96
AUSTRIA	24.725	1.802	-1.272,09	112.132	14.065	-87,46
BELGIUM	86.201	181.808	52,59	785.257	1.330.345	69,42
SWITZERLAND	281	1.444	80,54	3.280	12.790	289,94
DENMARK	140.456	145.072	3,18	640.790	714.948	11,57
NORWAY	300.989	317.078	5,07	1.358.318	1.565.312	15,24
SWEDEN	594.672	959.218	38,00	2.814.067	4.979.563	76,95
FINLAND	260.702	398.842	34,64	1.210.584	2.280.851	88,41
IRELAND	17	21	19,05	306	200	-34,64
ITALY	1.269.686	1.110.804	-14,30	4.649.653	4.717.811	1,47
SPAIN	252.743	192.701	-31,16	1.588.175	1.420.713	-10,54
PORTUGAL	27.183	107.182	74,64	121.641	390.782	221,26
GREECE	161.448	248.889	35,13	950.333	1.206.641	26,97
DEMOCRATIC REPUBLIC OF THE CONG	0	32	100,00	0	76	--
HUNGARY	299.701	832.908	64,02	1.630.290	3.892.287	138,75
POLAND	172.788	320.670	46,12	670.280	1.060.435	58,21
BULGARIA	0	14.217	100,00	0	30.810	--
LITHUANIA	5.624	20.368	72,39	24.708	103.529	319,01
MALTA	3.365	7.150	52,94	33.037	60.647	83,57
SLOVAKIA	6.255	22.878	72,66	15.176	61.229	303,46
RUSSIA FEDERATION	26.830	58.579	54,20	192.335	470.652	144,70
-UBI KAYU OLAHAN	53.979.037	55.941.551	3,51	6.246.189	6.748.213	8,04
JAPAN	109.163	130.000	16,03	140.087	86.598	-38,18
HONG KONG	1.852	23.969	92,27	8.500	6.660	-21,65
KOREA, REPUBLIC OF	0	6.060.408	100,00	0	722.052	--
TAIWAN	13.795	25.968	46,88	3.886	6.613	70,17
CHINA	52.022.451	49.341.428	-5,43	5.592.892	5.440.612	-2,72
SINGAPORE	25.496	38.580	33,91	26.114	14.629	-43,98
PHILIPPINES	0	1.390	100,00	0	3.572	--
MALAYSIA	1.642.753	190.097	-764,17	217.354	96.378	-55,66
UNITED ARAB EMIRATES	6.139	0	--	13.010	0	-100,00
AUSTRALIA	624	445	-40,22	1.172	655	-44,11
UNITED STATES	0	44.542	100,00	0	146.406	--
UNITED KINGDOM	127.986	78.207	-63,65	215.909	210.309	-2,59
NETHERLANDS	3.778	6.517	42,03	8.890	13.729	54,43
GERMANY, FED. REP. OF	25.000	0	--	18.375	0	-100,00
-INDUSTRI LAINNYA	2.738.083.310	4.458.291.295	38,58	2.763.950.131	3.412.639.879	23,47
JAPAN	190.215.466	112.688.143	-68,80	341.985.957	431.193.759	26,09
HONG KONG	12.632.668	11.409.429	-10,72	27.558.351	33.232.494	20,59
KOREA, DEMOCRATIC PEOPLE'S REPL	1.805	1.601	-12,74	8.312	287	-96,55
KOREA, REPUBLIC OF	42.510.016	81.143.888	47,61	59.485.680	88.482.597	48,75
TAIWAN	45.495.520	60.528.610	24,84	40.786.020	49.808.988	22,12
CHINA	1.556.980.160	3.232.081.758	51,83	128.124.801	211.627.767	65,17
MONGOLIA	321.579	170.470	-88,64	522.893	278.404	-46,76
MACAU	41.930	422.520	90,08	30.962	237.633	667,50
PAPUA NEW GUINEA	3.810.365	3.776.016	-0,91	8.541.900	4.876.769	-42,91
THAILAND	56.760.515	56.346.709	-0,73	171.848.945	204.772.942	19,16

TABEL 5. PERKEMBANGAN EKSPOR INDONESIA MENURUT KOMODITI DAN NEGARA TUJUAN

JENIS BARANG	BERAT BERSIH (KG)		PERUB	NILAI FOB (US \$)		PERUB
	JAN-SEP 2006	JAN-SEP 2007	%	JAN-SEP 2006	JAN-SEP 2007	%
(1)	(2)	(3)	(4)	(5)	(6)	(7)
SINGAPORE	234.216.292	163.423.080	-43,32	580.535.145	582.371.673	0,32
PHILIPPINES	20.583.333	26.047.697	20,98	55.071.824	65.986.185	19,82
MALAYSIA	94.571.571	118.665.276	20,30	182.231.328	220.949.551	21,25
MYANMAR (FORM. BURMA)	2.229.044	3.034.580	26,55	1.500.895	2.873.456	91,45
CAMBODIA	793.487	779.751	-1,76	1.268.709	1.830.575	44,29
BRUNEI DARUSSALAM	1.063.977	494.973	-114,96	966.989	1.092.263	12,96
LAO PEOPLE'S DEMOCRATIC REPUBLI	158.584	473.600	66,52	2.627.577	2.022.102	-23,04
NEPAL	108.147	396.926	72,75	175.329	703.840	301,44
VIET NAM	30.531.029	32.722.764	6,70	58.637.707	55.360.457	-5,59
MALDIVES	2.120.116	1.934.649	-9,59	1.322.208	1.374.854	3,98
INDIA	47.855.605	48.900.562	2,14	69.761.158	81.765.662	17,21
PAKISTAN	11.437.032	13.830.420	17,31	9.141.135	11.267.086	23,26
BANGLADESH	5.291.358	11.828.706	55,27	8.843.436	16.404.423	85,50
SRI LANKA	10.578.548	6.434.743	-64,40	13.753.961	13.551.385	-1,47
AFGHANISTAN	5.681	100.703	94,36	7.225	353.463	4.792,22
IRAQ	9.324.261	509.046	-1.731,71	22.920.233	1.344.186	-94,14
IRAN (ISLAMIC REPUBLIC OF)	6.884.162	4.935.326	-39,49	4.851.250	3.676.942	-24,21
SAUDI ARABIA	21.164.163	20.427.463	-3,61	22.116.370	27.145.493	22,74
KUWAIT	2.607.849	3.450.828	24,43	1.916.505	2.452.927	27,99
JORDAN	401.493	437.832	8,30	1.405.582	1.944.790	38,36
LEBANON	291.643	775.666	62,40	447.462	1.353.514	202,49
YEMEN	497.053	211.616	-134,88	1.324.554	1.039.476	-21,52
OMAN	336.487	1.182.986	71,56	427.511	6.068.404	1.319,47
SYRIA ARAB REPUBLIC	576.523	185.560	-210,69	1.579.922	815.969	-48,35
TURKEY	2.343.440	4.728.575	50,44	4.224.520	6.515.382	54,23
UNITED ARAB EMIRATES	20.739.824	28.910.900	28,26	29.962.425	40.997.153	36,83
QATAR	3.751.920	2.501.265	-50,00	2.356.650	2.174.216	-7,74
BAHRAIN	3.554.771	6.779.618	47,57	1.429.095	1.437.682	0,60
CYPRUS	164.040	141.187	-16,19	244.383	338.705	38,60
EGYPT	1.326.719	2.989.658	55,62	2.311.416	2.853.697	23,46
LIBYAN ARAB JAMAHIRIYA	971.606	634.599	-53,11	1.639.185	2.790.582	70,24
MOROCCO	387.092	58.310	-563,85	415.701	413.588	-0,51
TUNISIA	37.921	33.069	-14,67	180.601	141.324	-21,75
ALGERIA	2.032.414	5.646.532	64,01	4.925.668	15.550.626	215,71
SUDAN	1.676.602	306.864	-446,37	4.635.684	638.700	-86,22
ERITREA	0	157	100,00	0	2.160	--
LESOTHO	0	47.800	100,00	0	2.820	--
NAMIBIA	227.291	156.279	-45,44	61.111	69.523	13,77
ETHIOPIA	54.534	18.466	-195,32	83.020	14.868	-82,09
TANZANIA, UNITED REPUBLIC OF	435.680	377.592	-15,38	539.707	1.031.245	91,07
MADAGASCAR	28.983	263.291	88,99	25.779	197.480	666,05
SOMALIA	0	3.496	100,00	0	11.977	--
KENYA	2.440.870	3.709.147	34,19	2.516.075	3.852.481	53,11
REUNION	901.387	336.742	-167,68	733.702	429.179	-41,50
MOZAMBIQUE	79.610	186.835	57,39	107.550	293.992	173,35
BOTSWANA	18.000	0	--	24.000	0	-100,00
EQUATORIAL GUINEA	51.633	14.897	-246,60	140.859	37.168	-73,61
TOGO	417.527	244.226	-70,96	616.469	515.216	-16,42
GHANA	3.119.926	5.909.386	47,20	5.183.040	8.154.494	57,33
LIBERIA	60.956	11.151	-446,64	86.068	29.223	-66,05
GUINEA	1.063.669	736.013	-44,52	1.339.888	875.181	-34,68
ANGOLA	1.472.226	195.103	-654,59	1.450.472	383.602	-73,55
CONGO	74.746	112.824	33,75	358.602	270.072	-24,69
CAMEROON	269.155	406.616	33,81	282.205	905.750	220,95
NIGERIA	5.048.342	7.162.301	29,52	9.136.499	12.150.739	32,99
SIERRA LEONE	95.965	152.991	37,27	162.849	444.350	172,86
GABON	274.272	214.453	-27,89	534.871	961.257	79,72
COTE D'IVOIRE	726.044	404.177	-79,64	2.934.352	1.314.025	-55,22
SENEGAL	106.440	66.255	-60,65	305.465	135.707	-55,57
MAURITANIA	1.023	9.288	88,99	1.490	6.375	327,85
MALI	254.551	8.528	-2.884,89	260.617	28.836	-88,94
BENIN	436.744	687.059	36,43	768.130	1.040.564	35,47
BURKINA FASO	54.159	43.593	-24,24	184.823	216.130	16,94
GAMBIA	8.699	25.805	66,29	36.225	113.705	213,89
U.S. VIRGIN ISLANDS	493	16.298	96,98	6.724	13.902	106,75
SEYCHELLES	818.555	60.861	-1.244,96	546.875	111.198	-79,67
UGANDA	35.026	13.429	-160,82	154.709	63.512	-58,95
NIGER	865	11.413	92,42	1.370	41.844	2.954,31
DJIBOUTI	192.272	175.952	-9,28	106.453	105.235	-1,14
SAO TOME AND PRINCIPE	14.440	7.918	-82,37	14.250	11.028	-22,61
SWAZILAND	233.994	91.232	-156,48	527.146	505.597	-4,09
SOUTH AFRICA	9.516.446	15.219.833	37,47	15.591.434	10.848.687	-30,42
ZIMBABWE	4.966	760	-553,42	23.824	6.750	-71,67
ZAMBIA	514.261	0	--	655.803	0	-100,00
MALAWI	78.080	169.856	54,03	81.591	145.974	78,91
COMOROS	8.874	17.738	49,97	51.378	50.374	-1,95
BURUNDI	7.875	0	--	26.915	0	-100,00
MAURITIUS	1.287.108	287.641	-347,47	3.503.763	385.848	-88,99
RWANDA	34.943	0	--	3.275	0	-100,00
ZAIRE	18	0	--	202	0	-100,00
VIRGIN ISLANDS (BRITISH)	1.620	10.309	84,29	7.012	50.242	616,51

TABEL 5. PERKEMBANGAN EKSPOR INDONESIA MENURUT KOMODITI DAN NEGARA TUJUAN

JENIS BARANG	BERAT BERSIH (KG)		PERUB	NILAI FOB (US \$)		PERUB
	JAN-SEP 2006	JAN-SEP 2007	%	JAN-SEP 2006	JAN-SEP 2007	%
	(1)	(2)	(3)	(4)	(5)	(6)
AUSTRALIA	58.805.979	47.782.016	-23,07	111.629.441	111.419.226	-0,19
NEW ZEALAND	6.319.226	5.165.703	-22,33	9.277.116	9.599.795	3,48
MICRONESIA, FEDERATED STATES OF	12.093	15.578	22,37	15.134	12.954	-14,40
GUAM	53.799	29.226	-84,08	56.758	26.742	-52,88
PALAU	2.487	25.466	90,23	3.961	23.726	498,99
NEW CALEDONIA	5.873.729	354.742	-1.555,77	1.497.914	650.545	-56,57
NORTHERN MARIANA ISLANDS	17.613	10.428	-68,90	36.476	4.276	-88,28
SAINT VINCENT AND THE GRENADINES	3.846	9.475	59,41	4.016	18.984	372,71
VANUATU	113.016	225.405	49,86	88.862	152.024	71,08
WALLIS AND FUTUNA ISLANDS	2.140	2.516	14,94	2.696	5.968	121,36
AMERICAN SAMOA	13.713	27.114	49,42	9.337	175.694	1.781,70
COOK ISLANDS	2.592	79.126	96,72	19.988	62.252	211,45
FIJI	1.457.609	1.531.711	4,84	1.956.102	861.711	-55,95
KIRIBATI	0	78.592	100,00	0	80.955	--
MARSHALL ISLANDS	23.716	67.392	64,81	38.043	19.019	-50,01
SAMOA	156.380	97.363	-60,62	69.013	81.581	18,21
SOLOMON ISLANDS	231.876	811.805	71,44	860.246	1.213.447	41,06
TONGA	221.662	104.414	-112,29	302.068	153.784	-49,09
TUVALU	453	636	28,77	364	535	46,98
CHRISTMAS ISLANDS	245	17	-1.341,18	942	180	-80,89
TOKELAU	0	3.508	100,00	0	25.509	--
EAST TIMOR	627.992	6.112	-10.174,74	636.586	28.447	-95,53
UNITED STATES	70.154.721	93.708.093	25,13	316.641.624	398.873.250	25,97
CANADA	8.468.575	9.257.649	8,52	16.455.419	31.586.882	91,95
MEXICO	3.200.978	2.378.291	-34,59	16.312.715	13.894.903	-14,82
GUATEMALA	38.624	51.264	24,66	182.551	152.684	-16,36
HONDURAS	20.166	63.123	68,05	19.929	29.060	45,82
NICARAGUA	937	1.728	45,78	3.597	1.296	-63,97
PANAMA	1.125.549	148.992	-655,44	5.972.686	1.336.647	-77,62
CUBA	4.938	7.282	32,19	69.781	97.976	40,40
SURINAME	21.649	60.570	64,26	79.316	179.240	125,98
CHILE	671.305	630.284	-6,51	6.346.747	4.321.162	-31,92
VENEZUELA	4.507.196	7.999.916	43,66	3.552.890	3.170.847	-10,75
ARGENTINA	1.286.791	1.821.138	29,34	10.960.687	14.821.091	35,22
BRAZIL	2.924.206	923.964	-216,48	7.633.614	7.542.105	-1,20
COLOMBIA	427.935	408.000	-4,89	1.999.267	1.463.422	-26,80
BOLIVIA	15.453	9.590	-61,14	74.967	30.495	-59,32
URUGUAY	224.969	17.365	-1.195,53	207.340	58.143	-71,96
PARAGUAY	105.850	68.271	-55,04	209.787	196.633	-6,27
ECUADOR	827.668	611.051	-35,45	1.780.288	1.733.169	-2,65
PERU	406.108	902.852	55,02	2.354.186	3.050.201	29,56
GUYANA	53.897	137.911	60,92	64.704	328.861	408,25
TRINIDAD AND TOBAGO	83.862	142.583	41,18	314.343	545.731	73,61
BAHAMAS	1.181	17.102	93,09	4.595	57.761	1.157,04
JAMAICA	5.127	53.948	90,50	11.936	62.569	424,20
PUERTO RICO	60.427	410.529	85,28	225.822	273.507	21,12
BELIZE	21.194	3.867	-448,07	33.906	4.162	-87,72
DOMINICAN REPUBLIC	246.794	245.579	-0,49	299.350	521.334	74,16
EL SALVADOR	140.310	160.300	12,47	757.287	826.747	9,17
COSTA RICA	598.772	402.508	-48,76	1.518.443	1.324.625	-12,76
HAITI	276.598	205.352	-34,69	398.997	286.143	-28,28
BARBADOS	38.190	247.297	84,56	50.213	165.704	230,00
ANTIGUA AND BARBUDA	33.716	2.700	-1.148,74	21.097	11.252	-46,67
ANGUILLA	2.908	4.397	33,86	1.987	10.308	418,77
ARUBA	18.980	8.077	-134,99	22.750	14.203	-37,57
BERMUDA	420	3.805	88,96	3.362	9.429	180,46
CAPE VERDE	57.509	14.440	-298,26	119.029	15.200	-87,23
CAYMAN ISLANDS	128.788	62.473	-106,15	33.784	25.347	-24,97
DOMINICA	2.617	12.305	78,73	14.987	42.514	183,67
FALKLAND ISLANDS (MALVINAS)	126	232	45,69	472	303	-35,81
FRENCH GUIANA	2.463	1.942	-26,83	4.651	4.160	-10,56
FRENCH POLYNESIA	648.097	898.443	27,86	562.936	684.602	21,61
GREENLAND	0	3.699	100,00	0	32.238	--
GRENADA	468	32.499	98,56	2.653	49.009	1.747,30
MARTINIQUE	7.836	57.291	86,32	35.749	59.462	66,33
NETHERLANDS ANTILLES	15.830	213.041	92,57	149.011	219.250	47,14
SAINT LUCIA	45.517	1.050	-4.234,95	49.599	6.086	-87,73
TURKS AND CAICOS ISLANDS	110.141	98.178	-12,19	40.649	3.441	-91,53
GUADELOUPE	121.666	261.819	53,53	149.591	296.635	98,30
SAINT KITTS AND NEVIS	651	335	-94,33	5.650	7.737	36,94
UNITED KINGDOM	6.015.994	8.979.487	33,00	30.254.542	56.511.380	86,79
NETHERLANDS	11.107.112	35.312.472	68,55	59.099.573	195.091.104	230,11
FRANCE	8.326.576	11.491.550	27,54	24.774.641	24.920.625	0,59
GERMANY, FED. REP. OF	8.295.765	16.136.098	48,59	56.514.360	78.129.313	38,25
AUSTRIA	595.178	785.876	24,27	2.437.981	4.836.428	98,38
BELGIUM	9.544.420	12.088.788	21,05	38.283.465	49.858.299	30,23
SWITZERLAND	338.325	587.061	42,37	2.079.840	2.566.722	23,41
LUXEMBOURG	111.943	814	-13.652,21	61.945	44.938	-27,46
GIBRALTAR	18	0	--	643	0	-100,00
MONACO	8.911	22.701	60,75	92.915	207.378	123,19
DENMARK	1.822.003	1.650.825	-10,37	7.715.564	7.570.237	-1,88

TABEL 5. PERKEMBANGAN EKSPOR INDONESIA MENURUT KOMODITI DAN NEGARA TUJUAN

JENIS BARANG	BERAT BERSIH (KG)		PERUB	NILAI FOB (US \$)		PERUB
	JAN-SEP 2006	JAN-SEP 2007	%	JAN-SEP 2006	JAN-SEP 2007	%
(1)	(2)	(3)	(4)	(5)	(6)	(7)
NORWAY	17.937.887	20.795.860	13,74	3.966.842	4.172.461	5,18
SWEDEN	1.023.394	1.108.791	7,70	5.644.651	7.192.426	27,42
FINLAND	988.215	4.222.188	76,59	8.606.988	37.441.949	335,02
IRELAND	175.209	93.067	-88,26	886.284	710.019	-19,89
ITALY	9.884.345	9.727.592	-1,61	34.043.025	41.160.844	20,91
SPAIN	2.940.760	3.701.885	20,56	7.559.517	8.425.843	11,46
PORTUGAL	159.433	337.921	52,82	772.113	1.669.825	116,27
ICELAND	3.271	338.313	99,03	13.587	140.049	930,76
GREECE	2.428.741	32.864.684	92,61	7.677.953	6.159.173	-19,78
VATICAN CITY STATE (HOLY SEE)	0	6.712	100,00	0	4.200	--
ANDORRA	0	5.590	100,00	0	2.339	--
DEMOCRATIC REPUBLIC OF THE CONG	133.520	486.074	72,53	110.469	1.008.613	813,03
HUNGARY	1.453.688	238.252	-510,15	13.985.473	1.152.236	-91,76
POLAND	961.346	1.703.412	43,56	6.050.706	8.582.776	41,85
ROMANIA	72.706	265.749	72,64	386.469	1.104.253	185,73
BULGARIA	173.277	30.265	-472,53	735.117	135.916	-81,51
YUGOSLAVIA	5.746	5.174	-11,06	29.663	13.224	-55,42
ALBANIA	1.227	0	--	250	0	-100,00
ARMENIA	12.701	8.416	-50,91	9.843	41.615	322,79
AZERBAIJAN	22	8.580	99,74	2.285	93.179	3.977,86
BELARUS	0	2.681	100,00	0	52.031	--
KAZAKHSTAN	80	178.959	99,96	1.464	337.172	22.930,87
TURKMENISTAN	50	0	--	7.886	0	-100,00
UKRAINE	473.211	2.510.100	81,15	711.833	2.020.517	183,85
UZBEKISTAN	0	53.143	100,00	0	270.888	--
LITHUANIA	69.217	16.700	-314,47	411.242	232.160	-43,55
LATVIA	25.120	90.916	72,37	531.125	769.463	44,87
ESTONIA	645.085	698.834	7,69	215.050	223.835	4,09
GEORGIA	235	36.440	99,36	882	23.895	2.609,18
CROATIA	71.858	706.717	89,83	157.503	388.106	146,41
BOSNIA AND HERZEGOVINA	0	6	100,00	0	101	--
MALTA	6.395	86.189	92,58	32.905	265.955	708,25
SLOVAKIA	69.151	55.717	-24,11	1.050.602	2.243.759	113,57
SLOVENIA	212.746	184.609	-15,24	303.364	275.336	-9,24
CZECH REPUBLIC	107.018	169.772	36,96	451.834	524.094	15,99
REP. OF MACEDONIA	6.307	0	--	19.773	0	-100,00
RUSSIA FEDERATION	921.156	1.222.660	24,66	2.768.201	5.080.042	83,51
BIJI TEMBAGA	1.448.017.011	1.388.494.144	-4,29	2.781.587.929	3.529.003.260	26,87
JAPAN	616.218.622	469.513.413	-31,25	1.173.825.680	1.169.674.621	-0,35
HONG KONG	1	0	--	44	0	-100,00
KOREA, REPUBLIC OF	178.829.292	219.685.706	18,60	341.792.203	499.442.758	46,12
CHINA	63.880.152	34.497.070	-85,18	109.466.153	86.875.276	-20,64
SINGAPORE	20.000	0	--	4.000	0	-100,00
PHILIPPINES	71.536.858	141.370.150	49,40	134.927.852	333.072.573	146,85
INDIA	186.886.134	171.914.122	-8,71	355.945.064	488.537.772	37,25
GERMANY, FED. REP. OF	0	44.386.825	100,00	0	78.367.390	--
SWITZERLAND	0	12.175.559	100,00	0	27.408.766	--
SPAIN	330.645.952	294.951.299	-12,10	665.626.933	845.624.104	27,04
BIJI NIKEL	2.565.272.471	6.736.495.008	61,92	109.586.472	479.863.633	337,89
JAPAN	1.485.061.499	1.533.307.005	3,15	66.439.265	156.669.360	135,81
KOREA, REPUBLIC OF	0	52.500.000	100,00	0	5.481.493	--
CHINA	26.500.000	3.791.855.686	99,30	809.310	204.373.323	25.152,79
CAMEROON	0	38.150.000	100,00	0	1.669.062	--
AUSTRALIA	368.747.758	240.240.000	-53,49	10.219.309	20.362.999	99,26
CANADA	700	0	--	300	0	-100,00
CURACAO	0	35.826.000	100,00	0	1.522.605	--
UNITED KINGDOM	0	173.473.000	100,00	0	12.511.376	--
FRANCE	0	15.265	100,00	0	20.000	--
GREECE	92.388.514	386.128.000	76,07	6.231.372	37.988.451	509,63
VATICAN CITY STATE (HOLY SEE)	0	66.500.000	100,00	0	7.107.759	--
POLAND	0	52	100,00	0	20	--
UKRAINE	592.574.000	418.500.000	-41,59	25.886.916	32.157.185	24,22
BAUKSIT	4.984.527.489	9.682.410.214	48,52	39.526.281	87.855.800	122,27
JAPAN	532.757.000	551.514.000	3,40	6.034.973	7.836.434	29,85
KOREA, REPUBLIC OF	0	166.214	100,00	0	9.911	--
TAIWAN	50.800.000	34.500.000	-47,25	177.800	276.000	55,23
CHINA	4.356.469.489	9.055.825.000	51,89	32.732.943	79.346.405	142,41
THAILAND	8.500.000	8.500.000	0,00	29.750	68.000	128,57
SINGAPORE	0	31.905.000	100,00	0	319.050	--
RUSSIA FEDERATION	36.001.000	0	--	550.815	0	-100,00
BIJI TIMAH/TIN	433.374	228.920	-89,31	72.624	28.297	-61,04
CHINA	21.300	100.000	78,70	9.300	27.000	190,32
THAILAND	12	0	--	6	0	-100,00
SINGAPORE	360	0	--	990	0	-100,00
MALAYSIA	379.782	128.895	-194,64	4.177	1.289	-69,14
GERMANY, FED. REP. OF	0	25	100,00	0	8	--
BELGIUM	28.420	0	--	4.511	0	-100,00

TABEL 5. PERKEMBANGAN EKSPOR INDONESIA MENURUT KOMODITI DAN NEGARA TUJUAN

JENIS BARANG	BERAT BERSIH (KG)		PERUB	NILAI FOB (US \$)		PERUB
	JAN-SEP 2006	JAN-SEP 2007	%	JAN-SEP 2006	JAN-SEP 2007	%
(1)	(2)	(3)	(4)	(5)	(6)	(7)
SWEDEN	3.500	0	--	53.640	0	-100,00
BATU BARA	129.204.664.640	144.742.603.101	10,73	4.292.321.741	4.884.621.203	13,80
JAPAN	25.206.971.955	26.549.127.179	5,06	959.858.353	979.948.921	2,09
HONG KONG	8.843.732.124	8.842.049.364	-0,02	275.525.789	271.594.205	-1,43
KOREA, DEMOCRATIC PEOPLE'S REPL	125.737.000	0	--	4.151.056	0	-100,00
KOREA, REPUBLIC OF	14.780.373.176	20.173.564.898	26,73	453.022.183	673.898.586	48,76
TAIWAN	19.754.549.027	18.813.300.604	-5,00	701.925.003	669.052.872	-4,68
CHINA	3.262.032.351	11.221.113.338	70,93	94.225.424	355.309.240	277,08
PAPUA NEW GUINEA	47.000.000	22.346	-210.228,47	822.500	35.003	-95,74
THAILAND	5.892.907.364	8.308.927.044	29,08	166.240.262	245.213.241	47,51
SINGAPORE	53.568.461	18.522.522	-189,21	1.980.099	469.715	-76,28
PHILIPPINES	3.847.586.760	4.312.303.526	10,78	131.835.478	154.757.246	17,39
MALAYSIA	6.657.362.226	6.757.606.884	1,48	203.118.133	218.047.121	7,35
CAMBODIA	0	45.941.635	100,00	0	2.012.018	--
VIET NAM	382.684.028	436.939.395	12,42	14.210.921	13.154.933	-7,43
INDIA	14.744.837.928	17.561.016.555	16,04	425.392.102	547.130.730	28,62
PAKISTAN	991.612.315	1.193.825.891	16,94	35.111.733	51.378.143	46,33
SRI LANKA	79.165.238	95.554.000	17,15	2.700.792	3.986.197	47,59
SYRIA ARAB REPUBLIC	0	69.715.000	100,00	0	1.812.590	--
TURKEY	0	60.272.000	100,00	0	1.868.432	--
MOROCCO	183.235.000	0	--	6.450.271	0	-100,00
GHANA	1	0	--	1	0	-100,00
SIERRA LEONE	215.500.000	279.684.000	22,95	5.703.135	7.930.132	39,05
SOUTH AFRICA	0	500.000	100,00	0	225.000	--
AUSTRALIA	727	31.161	97,67	125	977	681,60
NEW ZEALAND	1.097.958.800	570.287.000	-92,53	27.309.365	15.313.658	-43,93
MARSHALL ISLANDS	399.764.000	0	--	11.401.446	0	-100,00
EAST TIMOR	8.908	0	--	2.486	0	-100,00
UNITED STATES	2.594.710.000	3.985.266.397	34,89	70.309.984	108.330.942	54,08
CANADA	58.948.000	0	--	1.711.260	0	-100,00
CHILE	1.432.561.677	1.302.844.113	-9,96	46.448.752	44.544.484	-4,10
BRAZIL	72.925.000	146.237.000	50,13	2.501.327	4.998.924	99,85
COSTA RICA	0	62.224.000	100,00	0	1.810.096	--
UNITED KINGDOM	1.482.925.000	834.732.475	-77,65	43.474.484	23.557.332	-45,81
NETHERLANDS	3.343.366.000	793.431.594	-321,38	120.385.128	31.667.931	-73,69
FRANCE	481.145.000	72.045.000	-567,84	20.365.764	2.698.805	-86,75
GERMANY, FED. REP. OF	271.008.001	167.092	-162.090,89	14.211.717	17.819	-99,87
BELGIUM	73.483.000	223.691.000	67,15	2.204.520	7.608.032	245,11
SWITZERLAND	2.074.455.763	2.424.338.793	14,43	70.051.592	82.613.479	17,93
DENMARK	399.134.000	0	--	16.692.598	0	-100,00
IRELAND	616.099.736	464.354.005	-32,68	24.938.902	16.188.625	-35,09
ITALY	5.455.596.315	4.646.567.460	-17,41	206.399.277	205.617.125	-0,38
SPAIN	2.871.776.759	3.317.601.547	13,44	82.305.280	99.773.845	21,22
PORTUGAL	314.158.000	69.453.283	-352,33	16.895.491	2.401.000	-85,79
GREECE	182.201.000	114.390.000	-59,28	7.116.432	3.385.943	-52,42
CROATIA	203.362.000	324.915.000	37,41	7.247.523	13.850.761	91,11
SLOVENIA	710.222.000	618.539.000	-14,82	18.075.053	21.484.671	18,86
REP. OF MACEDONIA	0	31.501.000	100,00	0	932.429	--
GRANIT	5.324.522.662	2.297.962.346	-131,71	18.869.495	20.096.018	6,50
JAPAN	1.500	2.557	41,34	300	1.957	552,33
TAIWAN	0	165.310	100,00	0	12.968	--
CHINA	0	31.225	100,00	0	4.163	--
THAILAND	0	28.378	100,00	0	7.850	--
SINGAPORE	5.311.674.658	2.297.667.759	-131,18	18.333.106	20.031.092	9,26
MALAYSIA	7.141.500	19.500	-36.523,08	56.574	1.290	-97,72
CYPRUS	0	65	100,00	0	29	--
AUSTRALIA	5.680.090	4.438	-127.887,61	29.464	2.441	-91,72
GUAM	0	9.619	100,00	0	5.809	--
UNITED STATES	0	28.885	100,00	0	23.588	--
COSTA RICA	0	284	100,00	0	433	--
FRENCH POLYNESIA	0	959	100,00	0	1.167	--
NETHERLANDS ANTILLES	0	2.604	100,00	0	2.833	--
NETHERLANDS	24.914	0	--	450.051	0	-100,00
SPAIN	0	161	100,00	0	83	--
PORTUGAL	0	602	100,00	0	315	--
PASIR ALAM	2.830.516.656	401.116.353	-605,66	20.374.750	4.681.155	-77,02
JAPAN	252	4.379	94,25	63	2.578	3.992,06
HONG KONG	1.256.089	282.423	-344,75	232.523	113.012	-51,40
KOREA, REPUBLIC OF	40.000	20.000	-100,00	4.360	16.000	266,97
TAIWAN	10.000	0	--	3.800	0	-100,00
CHINA	44.889.694	9.091.251	-393,77	13.353.648	3.787.203	-71,64
THAILAND	6.020.812	3.000.000	-100,69	64.456	30.000	-53,46
SINGAPORE	2.758.196.497	388.718.000	-609,56	5.362.836	732.282	-86,35
PHILIPPINES	4.065.000	0	--	43.475	0	-100,00
MALAYSIA	416.200	0	--	92.937	0	-100,00
INDIA	20.000	0	--	1.795	0	-100,00
SRI LANKA	15.159.904	0	--	78.639	0	-100,00
UNITED ARAB EMIRATES	374.700	0	--	1.124.100	0	-100,00

TABEL 5. PERKEMBANGAN EKSPOR INDONESIA MENURUT KOMODITI DAN NEGARA TUJUAN

JENIS BARANG	BERAT BERSIH (KG)		PERUB	NILAI FOB (US \$)		PERUB
	JAN-SEP 2006	JAN-SEP 2007	%	JAN-SEP 2006	JAN-SEP 2007	%
(1)	(2)	(3)	(4)	(5)	(6)	(7)
AUSTRALIA	48	300	84,00	48	80	66,67
UNITED STATES	60	0	--	20	0	-100,00
GERMANY, FED. REP. OF	21.000	0	--	11.550	0	-100,00
SWITZERLAND	46.000	0	--	460	0	-100,00
ITALY	400	0	--	40	0	-100,00
HASIL TAMBANG LAIN	4.891.758.357	5.603.202.874	12,70	94.227.092	170.379.247	80,82
JAPAN	12.061.621	52.412.147	76,99	963.684	6.582.543	583,06
HONG KONG	16.710.827	3.435.514	-386,41	565.208	930.281	64,59
KOREA, REPUBLIC OF	9.791.801	9.007.371	-8,71	1.720.624	1.298.118	-24,56
TAIWAN	54.566.830	23.139.596	-135,82	2.332.373	1.929.485	-17,27
CHINA	1.858.838.948	3.707.936.797	49,87	59.936.853	123.514.330	106,07
MONGOLIA	21.000	21.000	0,00	3.702	3.992	7,83
PAPUA NEW GUINEA	106.343	6.626	-1.504,94	17.524	7.127	-59,33
THAILAND	21.954.336	4.374.914	-401,82	2.317.903	457.017	-80,28
SINGAPORE	2.722.459.296	1.247.405.856	-118,25	8.181.216	12.041.800	47,19
PHILIPPINES	8.816.045	1.898.886	-364,27	1.871.768	359.010	-80,82
MALAYSIA	28.995.599	23.021.206	-25,95	2.247.232	6.397.635	184,69
MYANMAR (FORM. BURMA)	497.600	92.600	-437,37	61.034	5.840	-90,43
CAMBODIA	7.536.186	5.204.790	-44,79	552.364	284.829	-48,43
VIET NAM	9.412.206	6.020.338	-56,34	689.022	454.685	-34,01
MALDIVES	27.919	44.600	37,40	10.529	18.166	72,53
INDIA	22.787.195	76.355.449	70,16	502.200	4.712.253	838,32
PAKISTAN	26.110	154.011	83,05	3.104	13.117	322,58
BANGLADESH	18.057.946	22.480.631	19,67	2.367.524	932.480	-60,61
SRI LANKA	425.055	140.440	-202,66	50.320	8.473	-83,16
IRAN (ISLAMIC REPUBLIC OF)	60.000	42	-142.757,14	7.350	1.080	-85,31
SAUDI ARABIA	16.947	17.100	0,89	5.200	4.927	-5,25
KUWAIT	17.371	0	--	1.900	0	-100,00
TURKEY	48.024	24.000	-100,10	720	350	-51,39
UNITED ARAB EMIRATES	40.150.068	111.188.959	63,89	598.480	1.810.737	202,56
BAHRAIN	0	23.267	100,00	0	12.728	--
CYPRUS	0	5.240	100,00	0	2.496	--
EGYPT	47.000	89.376	47,41	470	7.532	1.502,55
LESOTHO	0	20.000	100,00	0	1.180	--
TANZANIA, UNITED REPUBLIC OF	342.500	0	--	64.466	0	-100,00
MADAGASCAR	0	26.250	100,00	0	814	--
KENYA	1.200.930	187.873	-539,22	240.252	43.008	-82,10
REUNION	0	9.786	100,00	0	7.147	--
ANGOLA	635.874	416.000	-52,85	101.955	59.072	-42,06
NIGERIA	246.796	160.000	-54,25	78.767	45.232	-42,57
SEYCHELLES	0	301	100,00	0	825	--
SOUTH AFRICA	892.777	258.450	-245,44	178.703	10.380	-94,19
MAURITIUS	197	32.461	99,39	882	13.162	1.392,29
AUSTRALIA	2.238.589	7.536.210	70,30	817.430	905.545	10,78
NEW ZEALAND	97.249	30.891	-214,81	13.927	9.151	-34,29
GUAM	0	39.536	100,00	0	13.555	--
PALAU	901	0	--	6.309	0	-100,00
NEW CALEDONIA	0	10.441	100,00	0	9.662	--
VANUATU	0	33.877	100,00	0	9.533	--
COOK ISLANDS	0	153	100,00	0	147	--
FIJI	0	1.120.423	100,00	0	82.214	--
SAMOA	2.413	0	--	18.826	0	-100,00
TONGA	12.911	0	--	4.389	0	-100,00
UNITED STATES	1.778.364	1.029.332	-72,77	1.127.618	532.350	-52,79
CANADA	19.435	36.429	46,65	16.018	17.423	8,77
MEXICO	0	5.074	100,00	0	3.193	--
PANAMA	30.000	0	--	4.640	0	-100,00
ARGENTINA	0	8.125	100,00	0	2.470	--
BRAZIL	73.657	129.111	42,95	20.532	52.996	158,11
COLOMBIA	0	195	100,00	0	290	--
DOMINICAN REPUBLIC	0	306	100,00	0	499	--
COSTA RICA	0	10.476	100,00	0	10.850	--
ANTIGUA AND BARBUDA	0	29	100,00	0	139	--
ANGUILLA	0	1.552	100,00	0	1.879	--
FRENCH GUIANA	0	304	100,00	0	705	--
FRENCH POLYNESIA	0	77.651	100,00	0	24.581	--
MARTINIQUE	34	140	75,71	159	217	36,48
NETHERLANDS ANTILLES	0	24.025	100,00	0	14.629	--
TURKS AND CAICOS ISLANDS	0	38.625	100,00	0	4.337	--
GUADELOUPE	0	10.344	100,00	0	10.450	--
UNITED KINGDOM	234.426	99.030	-136,72	63.402	80.783	27,41
NETHERLANDS	115.443	115.457	0,01	167.569	100.860	-39,81
FRANCE	58.390	263.636	77,85	12.828	209.735	1.534,98
GERMANY, FED. REP. OF	5.348	148.809	96,41	6.449	99.829	1.447,98
AUSTRIA	0	25.442	100,00	0	20.341	--
BELGIUM	114.136	31.120	-266,76	5.213.230	1.031.125	-80,22
SWITZERLAND	49.626.301	296.362.066	83,25	774.806	4.888.331	530,91
LUXEMBOURG	99	0	--	1.188	0	-100,00
DENMARK	0	1.562	100,00	0	5	--
NORWAY	40.400	0	--	2.020	0	-100,00

TABEL 5. PERKEMBANGAN EKSPOR INDONESIA MENURUT KOMODITI DAN NEGARA TUJUAN

JENIS BARANG	BERAT BERSIH (KG)		PERUB	NILAI FOB (US \$)		PERUB
	JAN-SEP 2006	JAN-SEP 2007	%	JAN-SEP 2006	JAN-SEP 2007	%
(1)	(2)	(3)	(4)	(5)	(6)	(7)
SWEDEN	0	14.793	100,00	0	4.948	--
FINLAND	0	728	100,00	0	1.026	--
IRELAND	0	7.163	100,00	0	5.152	--
ITALY	67.813	176.759	61,64	15.811	103.965	557,55
SPAIN	327.116	132.595	-146,70	210.594	116.809	-44,53
PORTUGAL	0	1.791	100,00	0	1.653	--
ICELAND	144.094	0	--	48.165	0	-100,00
GREECE	19.791	63	-31.314,29	7.800	189	-97,58
HUNGARY	0	8.438	100,00	0	13.486	--
POLAND	0	6.566	100,00	0	5.528	--
ROMANIA	0	23.351	100,00	0	9.873	--
CROATIA	0	22.000	100,00	0	1.488	--
MALTA	0	1.801	100,00	0	3.599	--
SLOVENIA	0	4.578	100,00	0	1.856	--
CZECH REPUBLIC	100	0	--	53	0	-100,00
BARANG-BARANG SENI	2.139.697	2.293.996	6,73	6.765.465	6.717.269	-0,71
JAPAN	108.710	108.260	-0,42	426.331	329.100	-22,81
HONG KONG	15.408	17.390	11,40	394.100	353.248	-10,37
KOREA, REPUBLIC OF	112.470	27.110	-314,87	111.040	35.690	-67,86
TAIWAN	14.707	83.422	82,37	37.267	144.234	287,03
CHINA	6.045	2.869	-110,70	53.552	7.560	-85,88
PAPUA NEW GUINEA	0	891	100,00	0	3.756	--
THAILAND	3.978	11.152	64,33	6.467	29.039	349,03
SINGAPORE	32.250	66.200	51,28	1.576.438	456.460	-71,04
PHILIPPINES	2.757	3.811	27,66	5.745	9.895	72,24
MALAYSIA	136.609	63.605	-114,78	200.404	160.628	-19,85
CAMBODIA	0	39.564	100,00	0	78.758	--
BRUNEI DARUSSALAM	296	2.175	86,39	232	871	275,43
VIET NAM	92	180	48,89	1.318	165	-87,48
MALDIVES	1.197	17.822	93,28	9.461	80.559	751,49
INDIA	4.853	1.291	-275,91	9.531	4.683	-50,87
BANGLADESH	1.889	0	--	724	0	-100,00
SRI LANKA	633	2.756	77,03	1.601	806	-49,66
IRAN (ISLAMIC REPUBLIC OF)	7.822	7.138	-9,58	47.798	16.561	-65,35
SAUDI ARABIA	3.179	5.997	46,99	9.690	7.198	-25,72
KUWAIT	40.290	182	-22.037,36	4.962	2.467	-50,28
JORDAN	1.058	5.405	80,43	677	4.551	572,23
LEBANON	371	469	20,90	1.529	987	-35,45
YEMEN	279	0	--	418	0	-100,00
OMAN	0	347	100,00	0	161	--
TURKEY	99.499	155.886	36,17	125.445	218.969	74,55
UNITED ARAB EMIRATES	28.677	19.714	-45,47	77.648	70.467	-9,25
QATAR	91	0	--	80	0	-100,00
BAHRAIN	816	631	-29,32	3.437	3.532	2,76
CYPRUS	4.673	1.992	-134,59	16.950	10.051	-40,70
EGYPT	571	419	-36,28	942	426	-54,78
LIBYAN ARAB JAMAHIRIYA	0	642	100,00	0	1.215	--
MOROCCO	200	741	73,01	306	10.234	3.244,44
TUNISIA	3.106	0	--	7.458	0	-100,00
SUDAN	123	0	--	58	0	-100,00
MADAGASCAR	548	3.004	81,76	646	2.315	258,36
KENYA	0	1.106	100,00	0	810	--
REUNION	9.578	7.306	-31,10	27.960	8.313	-70,27
MOZAMBIQUE	0	170	100,00	0	63	--
TOGO	0	16	100,00	0	15	--
GHANA	21	0	--	40	0	-100,00
ANGOLA	132	0	--	362	0	-100,00
NIGERIA	0	1.291	100,00	0	24.300	--
GABON	0	40	100,00	0	110	--
COTE D'IVOIRE	0	161	100,00	0	213	--
SENEGAL	16.264	31.294	48,03	14.622	28.742	96,57
U.S. VIRGIN ISLANDS	61	51	-19,61	212	83	-60,85
UGANDA	0	41	100,00	0	205	--
SOUTH AFRICA	3.409	18.931	81,99	7.365	31.014	321,10
MAURITIUS	2.336	3.090	24,40	5.380	36.236	573,53
VIRGIN ISLANDS (BRITISH)	4	1	-300,00	40	25	-37,50
AUSTRALIA	169.241	235.622	28,17	278.437	504.228	81,09
NEW ZEALAND	6.524	29.911	78,19	14.973	35.313	135,84
MICRONESIA, FEDERATED STATES OF	361	0	--	814	0	-100,00
GUAM	840	1.354	37,96	1.166	3.422	193,48
NEW CALEDONIA	6.751	11.110	39,23	13.081	24.116	84,36
NORTHERN MARIANA ISLANDS	313	180	-73,89	551	1.004	82,21
VANUATU	704	454	-55,07	1.410	862	-38,87
COOK ISLANDS	4.492	282	-1.492,91	11.633	746	-93,59
FIJI	18.940	754	-2.411,94	34.122	981	-97,13
EAST TIMOR	20.000	0	--	1.100	0	-100,00
UNITED STATES	243.833	178.157	-36,86	1.006.861	670.397	-33,42
CANADA	19.007	10.234	-85,72	35.393	33.287	-5,95
MEXICO	7.813	731	-968,81	14.364	2.341	-83,70
GUATEMALA	0	271	100,00	0	1.485	--

TABEL 5. PERKEMBANGAN EKSPOR INDONESIA MENURUT KOMODITI DAN NEGARA TUJUAN

JENIS BARANG	BERAT BERSIH (KG)		PERUB	NILAI FOB (US \$)		PERUB
	JAN-SEP 2006	JAN-SEP 2007	%	JAN-SEP 2006	JAN-SEP 2007	%
(1)	(2)	(3)	(4)	(5)	(6)	(7)
PANAMA	1.135	1.207	5,97	900	1.611	79,00
SURINAME	0	11.150	100,00	0	12.144	--
CHILE	320	7.249	95,59	842	7.758	821,38
VENEZUELA	293	39	-651,28	907	47	-94,82
ARGENTINA	2.354	8	-29.325,00	4.996	6	-99,88
BRAZIL	3.797	2.236	-69,81	6.099	243.073	3.885,46
COLOMBIA	157	905	82,65	264	1.354	412,88
URUGUAY	0	1.080	100,00	0	1.407	--
ECUADOR	0	1.708	100,00	0	1.780	--
PERU	30	0	--	144	0	-100,00
BAHAMAS	0	1.494	100,00	0	1.744	--
JAMAICA	196	721	72,82	176	165	-6,25
PUERTO RICO	495	4.323	88,55	389	8.953	2.201,54
DOMINICAN REPUBLIC	698	1.757	60,27	1.606	4.729	194,46
EL SALVADOR	235	0	--	482	0	-100,00
COSTA RICA	3.904	2.296	-70,03	4.891	4.005	-18,11
HAITI	206	0	--	572	0	-100,00
BARBADOS	45	0	--	189	0	-100,00
ANTIGUA AND BARBUDA	513	0	--	242	0	-100,00
ANGUILLA	0	590	100,00	0	1.550	--
ARUBA	4.225	0	--	8.158	0	-100,00
CAYMAN ISLANDS	22	0	--	894	0	-100,00
DOMINICA	361	0	--	300	0	-100,00
FRENCH GUIANA	3.762	8	-46.925,00	1.894	42	-97,78
FRENCH POLYNESIA	15.558	17.319	10,17	19.567	25.376	29,69
MARTINIQUE	1.379	2.064	33,19	2.836	3.397	19,78
NETHERLANDS ANTILLES	1.464	1.569	6,69	8.815	8.720	-1,08
SAINT LUCIA	0	95	100,00	0	546	--
TURKS AND CAICOS ISLANDS	270	0	--	720	0	-100,00
GUADELOUPE	763	1.755	56,52	1.873	3.893	107,85
UNITED KINGDOM	99.401	30.568	-225,18	149.027	84.761	-43,12
NETHERLANDS	112.549	72.237	-55,81	343.732	256.627	-25,34
FRANCE	138.087	238.089	42,00	376.712	1.262.111	235,03
GERMANY, FED. REP. OF	135.800	170.267	20,24	288.879	261.720	-9,40
AUSTRIA	1.209	2.248	46,22	3.749	6.827	82,10
BELGIUM	60.215	74.294	18,95	107.098	141.694	32,30
SWITZERLAND	2.591	18.464	85,97	9.038	40.216	344,97
LUXEMBOURG	0	100	100,00	0	466	--
DENMARK	12.618	10.204	-23,66	60.241	34.302	-43,06
NORWAY	195	1.512	87,10	2.261	3.715	64,31
SWEDEN	32.199	8.155	-294,84	33.318	18.607	-44,15
FINLAND	208	77	-170,13	1.962	179	-90,88
IRELAND	4.440	10.882	59,20	6.990	14.004	100,34
ITALY	161.734	202.687	20,21	331.811	359.501	8,35
SPAIN	147.130	176.418	16,60	322.246	323.709	0,45
PORTUGAL	3.092	3.987	22,45	4.068	8.977	120,67
GREECE	7.881	7.254	-8,64	8.640	26.454	206,18
HUNGARY	5.271	2.685	-96,31	12.538	5.362	-57,23
POLAND	1.715	6.451	73,41	6.597	51.805	685,28
ROMANIA	935	2.099	55,45	815	1.443	77,06
BULGARIA	1.557	1.775	12,28	8.410	1.391	-83,46
YUGOSLAVIA	0	13	100,00	0	16	--
KAZAKHSTAN	561	0	--	850	0	-100,00
UKRAINE	132	302	56,29	300	321	7,00
LITHUANIA	10	0	--	71	0	-100,00
CROATIA	1.378	6.199	77,77	5.817	13.454	131,29
MALTA	0	338	100,00	0	724	--
SLOVAKIA	642	559	-14,85	5.333	1.455	-72,72
SLOVENIA	425	469	9,38	279	1.924	589,61
CZECH REPUBLIC	23	464	95,04	10	972	9.620,00
RUSSIA FEDERATION	1.696	2.003	15,33	4.776	9.335	95,46
BARANG KIRIMAN, POS DAN YANG DIK	60.661	2.250	-2.596,04	108.114	651	-99,40
JAPAN	43.588	0	--	96.882	0	-100,00
MALAYSIA	0	2.250	100,00	0	651	--
NETHERLANDS	17.073	0	--	11.232	0	-100,00
LAINNYA	648	3.146	79,40	9.925	36.288	265,62
JAPAN	17	187	90,91	7.000	273	-96,10
HONG KONG	400	216	-85,19	1.400	25.289	1.706,36
SINGAPORE	89	817	89,11	944	6.512	589,83
AUSTRALIA	0	426	100,00	0	147	--
NEW ZEALAND	0	50	100,00	0	55	--
WALLIS AND FUTUNA ISLANDS	0	462	100,00	0	1.105	--
UNITED STATES	142	0	--	581	0	-100,00
URUGUAY	0	67	100,00	0	78	--
SPAIN	0	921	100,00	0	2.829	--
TOTAL EKSPOR	232.437.149.818	253.217.546.103	8,21	73.553.089.591	83.010.888.780	12,86