

Buletin Statistik Perdagangan Luar Negeri
Foreign Trade Statistical Bulletin

EKSPOR /EXPORTS

ISBN : 0126-5775

No. Publikasi / *Publication Number* : 05410.0704

Katalog BPS / *BPS Catalogue*: 8101.

Ukuran Buku / *Book Size* : 21 Cm X 28 Cm

Jumlah Halaman / *Total Pages* : 108 Halaman / *Pages*

Naskah / *Manuscript* :

Bagian Statistik Ekspor

Export Statistics Division

Gambar Kulit / *Cover Design* :

Bagian Statistik Ekspor

Export Statistics Division

Diterbitkan oleh / *Published by* :

Badan Pusat Statistik, Jakarta - Indonesia

CBS, Indonesia

Dicetak oleh / *Printed by* :

CV Rioma

Boleh dikutip dengan menyebut sumbernya

May be cited with reference to the source

<https://www.bps.go.id>

KATA PENGANTAR

Buletin Statistik Perdagangan Luar Negeri Ekspor yang diterbitkan secara bulanan memuat data ekspor menurut sektor, Perkembangan ekspor komoditi pertanian, Perkembangan ekspor komoditi industri, Perkembangan ekspor komoditi pertambangan dan Perkembangan ekspor Indonesia menurut komoditi dan negara tujuan secara kumulatif dari Januari sampai bulan berjalan.

Buletin ini juga menyajikan ulasan singkat tentang perbandingan, pertumbuhan dan peranan serta data pokok yang cukup menonjol atau yang mengalami perubahan yang signifikan. Diharapkan dengan adanya informasi semacam ini, para pengguna data ekspor dapat melihat dan mengikuti perkembangan ekspor secara garis besar.

Kepada para pengguna data, saran dan kritik yang bersifat konstruktif demi penyempurnaan publikasi ini, sangat diharapkan. Dengan demikian usaha BPS untuk meningkatkan pelayanan dan pemasyarakatan statistik (khususnya data Statistik Ekspor) dapat dilaksanakan secara baik dan berkesinambungan.

Jakarta, April 2007

BADAN PUSAT STATISTIK

KEPALA,

DR. Rusman Heriawan

NIP. 340003999

ISI / CONTENT

Halaman / Page

Kata Pengantar / <i>Preface</i>	iii
Isi / <i>Content</i>	iv
Ringkasan / <i>Highlight</i>	v - xiv

Jilid / Volume

Tabel 1. Ringkasan Perkembangan Ekspor Indonesia	1
Tabel 2. Perkembangan Ekspor Komoditi Pertanian	1
Tabel 3. Perkembangan Ekspor Komoditi Industri	2
Tabel 4. Perkembangan Ekspor Komoditi Pertambangan	4
Tabel 5. Perkembangan Ekspor Indonesia Menurut Komoditi dan Negara Tujuan	5

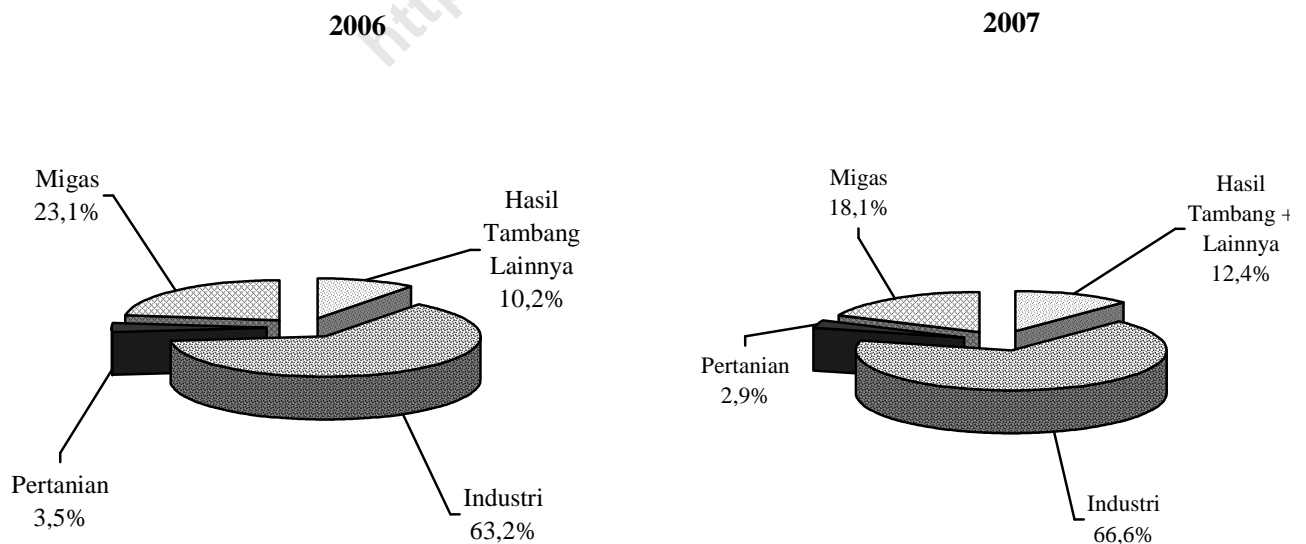
RINGKASAN

Ekspor Indonesia pada periode Januari - Februari 2007 mencapai nilai US\$ 16 517,0 juta dengan volume 56 287,9 ribu ton, yang terdiri dari US\$ 2 989,6 juta hasil ekspor minyak dan gas bumi dan US\$ 13 494,1 juta hasil ekspor komoditi non migas.

Dibandingkan periode yang sama tahun 2006, nilai ekspor naik US\$ 1 560,9 juta, karena adanya kenaikan ekspor non migas senilai US\$ 2 033,3 juta, namun demikian, dari kelompok migas mengalami

penurunan sebesar US\$ 472,4 juta atau turun 13,65 persen dibanding periode yang sama tahun sebelumnya. Walaupun demikian, diperlihatkan bahwa penerimaan dari sektor migas masih bisa diharapkan, karena perkembangan harga di pasaran internasional menunjukkan peningkatan. Bulan Februari 2007 harga minyak mentah Indonesia US\$ 57,62 per barelnya, turun sebesar US\$ 3,57 per barel dibandingkan bulan Februari 2006.

Grafik 1 : PERBANDINGAN NILAI EKSPOR INDONESIA PADA JANUARI-FEBRUARI 2006 & 2007

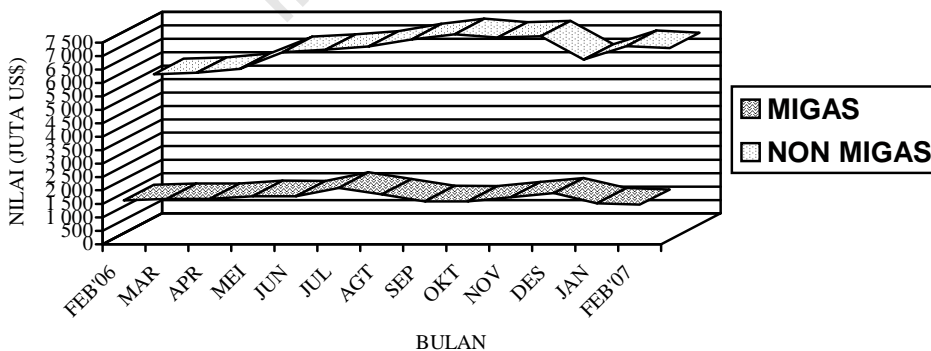


Pada Grafik 1 ditampilkan perbandingan nilai ekspor selama Periode Januari - Februari 2006 dan 2007. Sedangkan trend perkembangannya dari bulan Februari 2006 sampai dengan Februari 2007 disajikan pada Grafik 2, 3, dan 4. Nilai ekspor kelompok migas pada Januari - Februari 2006 senilai US\$ 3 462,0 juta yang terdiri dari minyak mentah, hasil minyak dan gas masing-masing senilai US\$ 1 401,4 juta, US\$ 391,2 juta, dan US\$ 1 660,4 juta. Sedangkan pada Januari - Februari 2007 nilai untuk

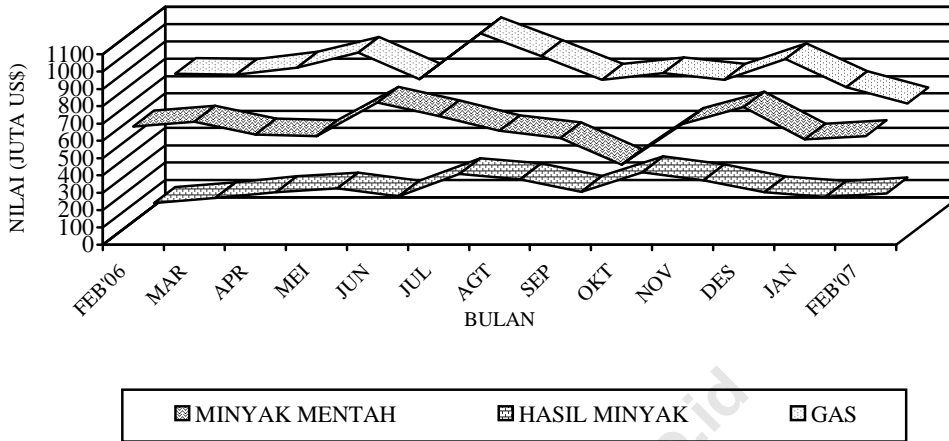
kelompok migas masing-masing sebesar US\$ 1 236,9 juta, US\$ 390,7 juta dan US\$ 1 362,0 juta.

Nilai ekspor untuk kelompok non migas yang terdiri dari hasil pertanian, industri serta hasil tambang dan lainnya pada bulan Januari - Februari 2006 masing-masing US\$ 517,8 juta, US\$ 9 448,5 juta, dan US\$ 1 527,4 juta. Sementara itu pada periode Januari - Februari 2007 masing-masing mencapai US\$ 483,5 juta, US\$ 11 002,3 juta, dan US\$ 2 041,6 juta.

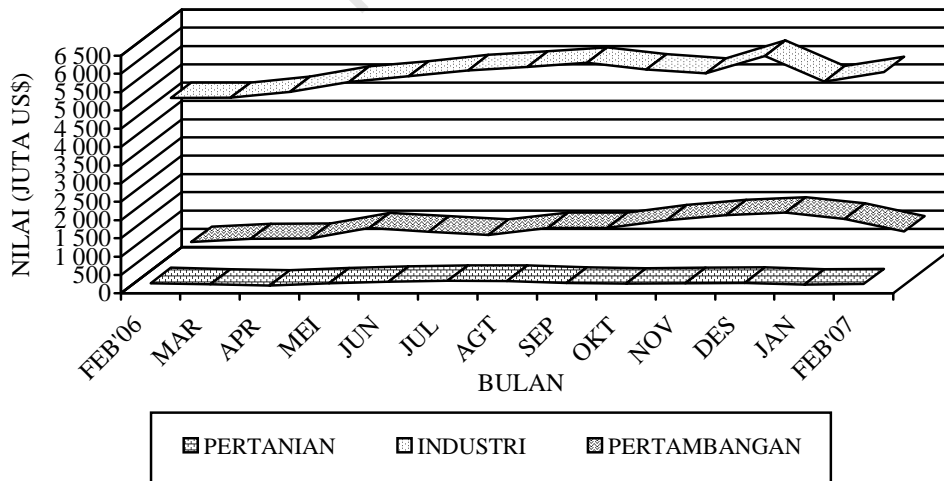
Grafik 2 : PERKEMBANGAN NILAI EKSPOR MIGAS DAN NON MIGAS SELAMA FEBRUARI 2006 SAMPAI DENGAN FEBRUARI 2007



**Grafik 3 : PERKEMBANGAN NILAI EKSPOR KOMODITI MIGAS
SELAMA FEBRUARI 2006 SAMPAI DENGAN FEBRUARI 2007**



**Grafik 4 : PERKEMBANGAN NILAI EKSPOR KOMODITI NON MIGAS
SELAMA FEBRUARI 2006 SAMPAI DENGAN FEBRUARI 2007**



**Tabel A. RINGKASAN EKSPOR NON MIGAS INDONESIA
(JUTA US\$)**

Tahun dan Bulan	Hasil sektor pertanian	Hasil sektor industri	Hasil sektor tambang	Total
[1]	[2]	[3]	[4]	[6]
2005				
Januari	209,6	4 258,4	439,7	4 907,7
Pebruari	232,4	4 359,6	447,6	5 039,6
Maret	233,0	4 633,1	723,9	5 590,0
April	238,5	4 481,5	501,6	5 221,6
Mei	218,9	4 842,9	719,9	5 781,7
Juni	218,8	4 534,1	624,5	5 377,4
Juli	289,7	4 572,5	667,1	5 529,3
Agustus	214,3	4 563,4	699,3	5 477,0
September	273,7	4 852,8	675,6	5 802,1
Oktober	267,3	5 273,5	590,9	6 131,7
November	221,4	4 034,4	1 016,0	5 271,8
Desember	262,7	5 187,5	848,4	6 298,6
2006				
Januari	237,4	4 527,8	968,6	5 733,8
Pebruari	279,1	4 920,0	561,2	5 760,3
Maret	240,9	4 922,2	645,3	5 808,4
April	212,5	5 085,0	651,8	5 949,3
Mei	274,9	5 363,9	941,6	6 580,4
Juni	316,1	5 512,1	843,0	6 671,2
Juli	344,1	5 679,8	757,9	6 781,8
Agustus	338,3	5 773,3	947,2	7 058,8
September	289,3	5 881,2	947,3	7 242,8
Oktober	263,0	5 699,5	1 157,1	7 119,6
November	280,9	5 589,6	1 297,2	7 167,7
Desember	288,4	6 069,5	1 366,1	7 715,0
2007				
Januari	235,8	5 370,6	1 194,9	6 801,3
Februari	247,7	5 631,7	846,7	6 726,1

Dipandang dari negara tujuan ekspor (Tabel B), pada bulan Februari 2007 kelompok migas yang ditujukan ke kawasan Asia Selatan & Tenggara dan Australia & Oceania, sebesar masing-masing US\$ 187,3 juta, dan US\$ 106,2 juta memperlihatkan peningkatan dibanding tahun 2006. Negara yang memperlihatkan peningkatan ekspor kelompok migas lainnya, adalah adalah Singapura dengan persentase peningkatan sebesar 227,75

persen, China dengan persentase peningkatan sebesar 7,48 persen, sedangkan Malaysia dan Jepang memperlihatkan penurunan dibanding tahun 2006, masing-masing dengan persentase penurunan sebesar 24,29 persen dan 23,96 persen. Dari Tabel B juga terlihat bahwa ekspor komoditi migas pada bulan Februari 2007 menunjukkan penurunan menjadi US\$ 1 468,5 juta.

Tabel B : Perkembangan Ekspor Migas & Non Migas Indonesia Menurut Negara Tujuan, Februari 2006 & Februari 2007 (Juta US\$)

Kawasan Negara Ekspor	Migas			Non Migas		
	Februari 2006	Februari 2007	Perubahan (%)	Februari 2006	Februari 2007	Perubahan (%)
• Asia Timur	1 381,0	1 172,7	-15,08	1 694,3	2 049,9	20,99
- Jepang	834,6	634,7	-23,96	795,4	943,6	18,63
- China	216,4	232,6	7,48	359,1	488,6	36,05
• Asia Selatan & Tenggara	134,1	187,3	39,64	1 557,7	1 836,1	17,87
- Muangthai	59,1	56,5	-4,37	147,1	176,6	20,04
- Singapura	29,7	97,3	227,75	580,3	681,2	17,39
- Philipina	1,5	0,3	-83,43	86,4	127,2	47,22
- Malaysia	43,7	33,1	-24,29	345,7	304,4	-11,94
• Asia Barat	0,0	0,0	-	226,6	335,7	48,12
• Afrika	0,1	0,0	-100,00	143,5	216,9	51,21
• Australia & Oseania	104,7	106,2	1,44	129,9	163,4	25,73
• Amerika Utara	17,3	2,2	-87,29	897,9	879,7	-2,02
- Amerika Serikat	17,3	2,2	-87,29	850,6	838,9	-1,38
• Amerika Tengah & Selatan	0,0	0,0	-	107,1	123,3	15,13
• Eropa Barat	0,0	0,0	-	929,3	1 039,1	11,81
• Eropa Timur	0,0	0,1	292,44	73,9	82,0	10,96
Total Ekspor	1 637,2	1 468,5	-10,31	5 760,3	6 726,1	16,77

Pada kelompok non migas nilai ekspor mengalami peningkatan hingga mencapai US\$ 6 726,1 juta, kecuali negara Malaysia yang mengalami penurunan nilai ekspor sebesar 11,94 persen.

Pada tabel 1 disajikan ekspor menurut sektor. Disini terlihat bahwa perolehan devisa terbesar pada periode Januari - Februari 2007 berasal dari sektor industri dengan nilai US\$ 11 002,3 juta atau sekitar 66,61 persen dari total ekspor, sedangkan pada periode Januari - Februari 2006 juga berasal dari sektor industri dengan nilai US\$ 9 448,9 juta atau sekitar 63,18 persen dari total ekspor. Dibandingkan periode yang sama tahun sebelumnya, sektor industri mengalami peningkatan 16,44 persen.

Pada tabel 2 disajikan perkembangan ekspor komoditi hasil pertanian, selama periode Januari - Februari 2007, komoditi andalan sektor pertanian antara lain udang segar/beku dengan nilai US\$ 137,2 juta (28,38 persen); ikan dan lain-lain dengan nilai US\$ 90,8 juta (18,79 persen); biji coklat dengan nilai US\$ 71,8 juta (14,85 persen); kopi dengan nilai US\$ 65,0 juta (13,45 persen); rempah-rempah dengan nilai US\$ 26,7 juta (5,53 persen); hasil pertanian lainnya dengan nilai US\$ 24,9 juta (5,16 persen); buah-buahan dengan nilai US\$ 20,7 juta (4,28 persen); bahan nabati

lainnya dengan nilai US\$ 8,8 juta (1,81 persen); tembakau dengan nilai US\$ 8,0 juta (1,66 persen); teh dengan nilai US\$ 8,0 juta (1,65 persen).

Pada tabel 3 disajikan perkembangan ekspor komoditi hasil industri, selama periode Januari - Februari 2007, komoditi andalan sektor industri antara lain tekstil dengan nilai US\$ 1 570,3 juta (14,27 persen); alat listrik, ukur, fotografi, dll dengan nilai US\$ 1 235,5 juta (11,23 persen); minyak nabati dengan nilai US\$ 1 078,0 juta (9,80 persen); barang dari logam tidak mulia dengan nilai US\$ 1 065,4 juta (9,68 persen); karet alam olahan dengan nilai US\$ 842,7 juta (7,66 persen); bahan kimia dengan nilai US\$ 633,5 juta (5,76 persen); kayu olahan dengan nilai US\$ 540,9 juta (4,92 persen); kertas dan barang dari kertas dengan nilai US\$ 472,0 juta (4,29 persen); meubel dan bagian-bagiannya dengan nilai US\$ 345,1 juta (3,14 persen); makanan olahan dengan nilai US\$ 340,4 juta (3,09 persen).

Pada tabel 4 disajikan perkembangan ekspor komoditi hasil pertambangan, selama periode Januari - Februari 2007, komoditi andalan sektor pertambangan antara lain batu bara dengan nilai US\$ 1 065,2 juta (52,18 persen) dan biji tembaga dengan nilai US\$ 843,3 juta (41,31 persen). Ekspor batu

bara mengalami peningkatan 13,78 persen dibanding periode yang sama tahun sebelumnya, dan biji tembaga mengalami peningkatan 56,37 persen dibanding periode yang sama tahun sebelumnya.

Perkembangan ekspor Indonesia menurut komoditi dan negara tujuan yang disajikan pada Tabel 5, memperlihatkan bahwa ekspor selama ini lebih banyak bertumpu pada 15 komoditi utama, (ringkasan disajikan pada Tabel C yang diurut menurut nilai ekspor). Lima belas komoditi tersebut pada periode Januari - Februari 2007 menyumbang sekitar 63,63 persen dari ekspor non migas.

Batu bara mempunyai nilai US\$ 1 065,2 juta, naik US\$ 129,0 juta dari tahun lalu, komoditi ini menyumbang sekitar 7,87 persen ekspor non migas nasional pada periode Januari - Februari 2007.

Nilai ekspor pakaian jadi selama periode Januari - Februari 2007 naik US\$ 76,8 juta menjadi US\$ 926,6 juta.

Pada periode Januari - Februari 2007 nilai ekspor minyak kelapa sawit US\$ 894,4 juta, yang naik dibanding tahun lalu sebesar US\$ 246,4 juta atau naik sekitar 38,02 persen.

Komoditi Biji tembaga diekspor dengan nilai US\$ 843,3 juta atau 6,23 persen, alat listrik diekspor dengan nilai

US\$ 752,9 juta atau sekitar 5,57 persen dari perolehan devisa non migas.

Selama periode Januari - Februari 2007, industri lainnya nilai ekspornya mencapai US\$ 652,0 juta, sedangkan tahun sebelumnya senilai US\$ 497,9 juta, atau terjadi peningkatan sekitar US\$ 154,1 juta (30,96 persen). Crumb rubber nilai ekspornya naik US\$ 24,9 juta (4,81 persen) menjadi US\$ 542,4 juta.

Perolehan devisa dari kertas dan barang dari kertas pada periode Januari - Februari 2007 diekspor dengan nilai US\$ 472,0 juta atau sekitar 3,49 persen dari kelompok non migas. bahan kimia organik pada periode Januari - Februari 2007 diekspor dengan nilai US\$ 427,1 juta, sedangkan tahun sebelumnya US\$ 228,1 juta.

Textil lainnya nilai ekspornya naik US\$ 38,3 juta menjadi US\$ 426,0 juta. Sedangkan nilai ekspor Audio visual dalam periode Januari - Februari 2007 naik 13,84 persen menjadi US\$ 418,9 juta. Besi/baja nilai ekspornya naik US\$ 89,7 juta menjadi US\$ 343,6 juta, Meubel dan bagian-bagiannya (dari bahan lainnya) nilai ekspornya naik US\$ 17,2 juta menjadi US\$ 290,0 juta. Tembaga nilai ekspornya naik US\$ 17,7 juta menjadi US\$ 282,7 juta.

Damar tiruan, bahan plastik nilai eksportnya

naik US\$ 3,2 juta menjadi US\$ 270,8 juta.

Tabel C : Ekspor Utama Barang Bukan Migas

Periode Januari - Februari, 2006 dan 2007

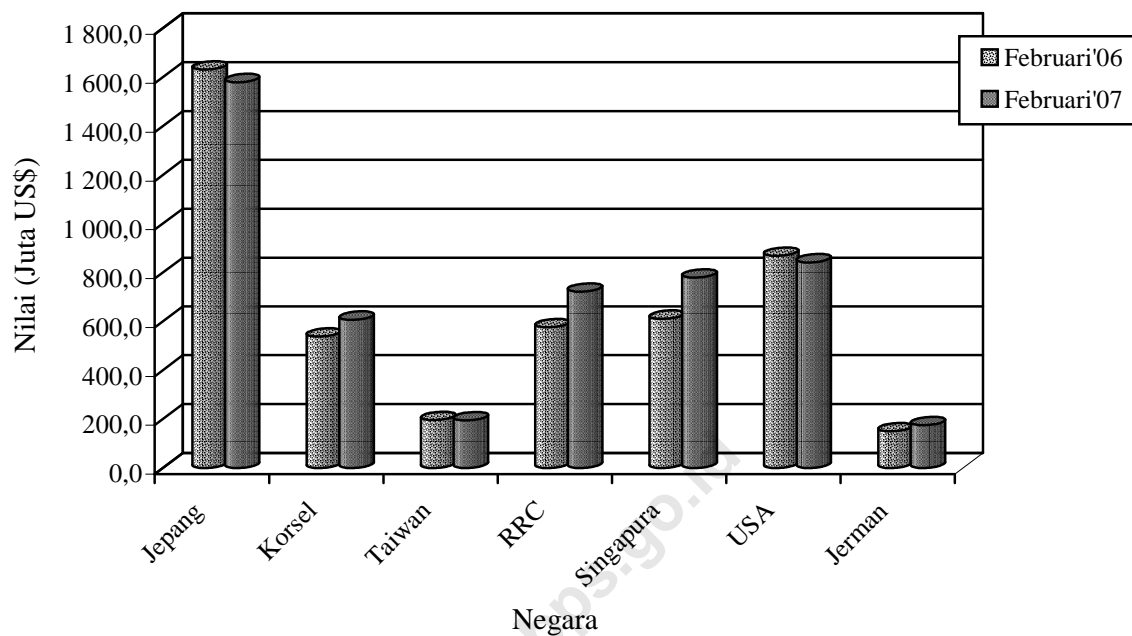
HS	Nilai FOB (Juta US\$)		Perubahan		% Peran 2007 (Terhadap Non Migas)
	2006	2007	Absolut	Persen	
Batu bara	936,2	1 065,2	129,0	13,78	7,87
Pakaian jadi	849,8	926,6	76,8	9,04	6,85
Minyak kelapa sawit	648,0	894,4	246,4	38,02	6,61
Biji tembaga	539,3	843,3	304,0	56,36	6,23
Alat listrik	733,2	752,9	19,7	2,69	5,57
Industri lainnya	497,9	652,0	154,1	30,96	4,82
Crumb rubber	517,5	542,4	24,9	4,81	4,01
Kertas dan barang dari kertas	410,6	472,0	61,4	14,95	3,49
Bahan kimia organik	228,1	427,1	199,0	87,26	3,16
Textil lainnya	387,7	426,0	38,3	9,89	3,15
Audio visual	368,0	418,9	50,9	13,84	3,10
Besi/baja	253,9	343,6	89,7	35,33	2,54
Meubel dan bagian-bagiannya (dari bahan lainnya)	272,9	290,0	17,2	6,29	2,14
Tembaga	264,9	282,7	17,7	6,69	2,09
Damar tiruan, bahan plastik	267,6	270,8	3,2	1,21	2,00
Total Komoditi Utama	7 175,5	8 607,9	1 432,4	19,96	63,63

Nilai ekspor periode Januari - Februari 2007, menurut negara kelompok ekonomi, ke kelompok negara APEC adalah yang terbesar yaitu mencapai 73,93 persen dari total ekspor yaitu US\$ 12 211,8 juta, diantaranya US\$ 3 182,6 juta ke ASEAN dan US\$ 1 875,4 juta ke NAFTA. Sementara nilai ekspor ke Uni Eropa sebesar 13,19 persen (US\$ 2 178,2 juta) dan ke Timur Tengah sebesar 3,51 persen (US\$ 579,5 juta). Ditinjau dari perkembangannya, nilai ekspor ke negara-negara APEC naik 6,60 persen dibanding keadaan tahun 2006 yang terdiri dari peningkatan ekspor menuju Korea Selatan sebesar 9,36 persen, menuju ASEAN sebesar 13,07 persen, menuju NAFTA sebesar 2,92 persen. Sedangkan ke Jepang mengalami penurunan sebesar 4,27 persen

Nilai ekspor periode Januari - Februari 2007, menuju tujuh negara tujuan utama yaitu Jepang, Korea Selatan, Taiwan, RR China, Singapura, Amerika dan Jerman mencapai sebesar US\$ 9 912,9 juta atau sekitar 60,02 persen dari total ekspor. Dibandingkan periode tahun sebelumnya nilai ini naik US\$ 595,1 juta atau sekitar 6,39 persen.

Selain tujuh negara tujuan utama di atas, negara tujuan yang membeli produk nasional di atas US\$ 70 juta pada bulan Februari 2007 antara lain Hongkong, Malaysia dan Australia masing-masing dengan nilai US\$ 122,9 juta, US\$ 337,5 juta dan US\$ 248,1 juta. Sedangkan dari kawasan Eropa antara lain ke Belanda dan Inggris masing-masing dengan nilai US\$ 195,0 juta dan US\$ 114,4 juta.

Grafik 5: EKSPOR INDONESIA MENURUT NEGARA TUJUAN UTAMA BULAN FEBRUARI 2006 & 2007



Perbandingan nilai ekspor bulan Februari 2006 dan 2007 ke beberapa negara tertentu disajikan pada Grafik 5.

TABEL 1. RINGKASAN PERKEMBANGAN EKSPOR INDONESIA

JENIS BARANG	BERAT BERSIH (RIBU TON)		PERUB	NILAI FOB (JUTA US \$)		PERUB
	JAN-FEB 2006	JAN-FEB 2007	%	JAN-FEB 2006	JAN-FEB 2007	%
(1)	(2)	(3)	(4)	(5)	(6)	(7)
Total Ekspor	48,655.3	56,287.9	15.69	14,956.1	16,517.0	10.44
MIGAS	8,192.4	7,773.4	-5.11	3,462.0	2,989.6	-13.65
MINYAK MENTAH	3,190.2	3,185.0	-0.16	1,401.4	1,236.9	-11.74
HASIL MINYAK	1,044.4	1,092.6	4.61	391.2	390.7	-0.12
GAS ALAM	3,957.8	3,495.9	-11.67	1,669.4	1,362.0	-18.42
NON MIGAS	40,462.9	48,514.4	19.90	11,494.1	13,527.4	17.69
HASIL PERTANIAN	414.4	307.1	-25.88	517.8	483.5	-6.62
HASIL INDUSTRI	8,944.5	10,068.1	12.56	9,448.9	11,002.3	16.44
HASIL TAMBANG	31,103.6	38,138.6	22.62	1,526.3	2,040.3	33.68
LAINNYA	0.4	0.6	41.96	1.1	1.3	14.36

TABEL 2. PERKEMBANGAN EKSPOR KOMODITI HASIL PERTANIAN

JENIS BARANG	BERAT BERSIH (TON)		PERUB	NILAI FOB (RIBU US \$)		PERUB
	JAN-FEB 2006	JAN-FEB 2007	%	JAN-FEB 2006	JAN-FEB 2007	%
(1)	(2)	(3)	(4)	(5)	(6)	(7)
TOTAL PERTANIAN	414,356	307,124	-25.88	517,785	483,492	-6.62
KARET ALAM	1,311	1,889	44.11	1,740	2,137	22.77
KOPI	68,352	33,112	-51.56	85,400	65,042	-23.84
KAYU BULAT	16	39	140.65	9	22	146.96
UDANG SEGAR/BEKU	24,387	20,645	-15.35	155,483	137,210	-11.75
TEH	7,319	5,885	-19.60	8,000	7,976	-0.31
REMPAH-REMPAH	18,842	13,521	-67.91	27,455	26,726	-2.65
-LADA HITAM	4,615	1,481	-67.91	5,994	3,656	-39.01
-LADA PUTIH	2,542	2,119	-16.62	5,155	7,915	53.53
-KAYU MANIS DAN BUNGANYA	5,305	4,696	-11.48	2,831	3,375	19.24
-BIJI PALA & BUNGANYA DAN KAPULAGA	2,916	3,045	4.44	7,306	8,006	9.58
-PANILI	24	5	-80.40	495	82	-83.47
-LAINNYA	3,441	2,174	-36.81	5,674	3,693	-34.92
TEMPAKAU	5,163	3,355	-35.01	10,090	8,023	-20.49
BIJI COKLAT	83,798	54,247	-35.26	99,213	71,809	-27.62
IKAN DAN LAIN-LAIN	78,203	56,956	16.60	77,907	90,831	16.59
-IKAN TONGKOL/TUNA	6,774	7,898	16.60	21,441	19,513	-8.99
-UBUR-UBUR	303	822	170.73	666	1,496	124.46
-KEPITING, KERANG-KERANGAN	6,366	10,296	61.73	23,399	27,344	16.86
-BEKICOT	447	260	-41.77	800	444	-44.50
-IKAN LAINNYA	64,313	37,680	-41.41	31,600	42,033	33.01
BIJI-BIJIAN	36,925	13,693	-95.10	7,096	5,714	-19.47
-BIJI BUNGA	8	0	-95.10	622	383	-38.35
-BIJI KAPAS	151	6789	4,388.47	21	1757	8,293.00
-BIJI LAINNYA	36,765	6,904	-81.22	6,453	3,574	-44.62
BULU BEBEK	50	55	10.24	47	47	-0.04
DAMAR DAN GETAH DAMAR	3,943	4,834	22.58	2,192	3,674	67.61
KOPAL DAN LAIN-LAIN	4,024	5,144	27.83	2,997	3,695	23.29
SAYUR-SAYURAN	11,611	10,087	-13.12	4,212	4,522	7.38
BUAH-BUAHAN	30,077	36,397	21.01	14,159	20,717	46.32
KULIT KERANG DAN LAIN-LAIN	946	1,194	26.20	482	460	-4.63
TANAMAN OBAT	738	1,505	104.01	803	1,197	49.05

TABEL 2. PERKEMBANGAN EKSOR KOMODITI HASIL PERTANIAN

JENIS BARANG	BERAT BERSIH (TON)		PERUB	NILAI FOB (RIBU US \$)		PERUB
	JAN-FEB 2006	JAN-FEB 2007	%	JAN-FEB 2006	JAN-FEB 2007	%
(1)	(2)	(3)	(4)	(5)	(6)	(7)
BAHAN NABATI LAINNYA	11,571	15,360	40.26	5,831	8,759	50.22
-GANGGANG LAUT	10,344	14,508	40.26	5,230	7,929	51.6
-LAINNYA	1,227	852	-30.54	600	830	38.18
HASIL PERTANIAN LAINNYA	27,081	29,205	0.75	14,669	24,931	69.96
-MUTIARA	0	0	0.75	1,954	1,707	-12.65
-LAINNYA	27080	29204	7.84	12,714	23,223	82.66

TABEL 3. PERKEMBANGAN EKSPOR KOMODITI HASIL INDUSTRI

JENIS BARANG	BERAT BERSIH (TON)		PERUB	NILAI FOB (RIBU US \$)		PERUB
	JAN-FEB 2006	JAN-FEB 2007	%	JAN-FEB 2006	JAN-FEB 2007	%
(1)	(2)	(3)	(4)	(5)	(6)	(7)
TOTAL INDUSTRI	8,944,524	10,068,053	12.56	9,448,898	11,002,301	16.44
KAYU OLAHAN	712,741	660,151	-7.38	483,474	540,931	11.88
-KAYU LAPIS	311,247	252,597	-18.84	202,456	233,259	15.21
-KAYU GERGAJIAN	61,694	66,599	7.95	46,548	66,829	43.57
-KAYU OLAHAN LAIN	339,801	340,954	0.34	234,470	240,842	2.72
BARANG DARI LOGAM TIDAK MULIA	498,562	412,514	-17.26	950,512	1,065,369	12.08
-TIMAH	21,738	10,663	-50.95	151,674	118,050	-22.17
-ALUMINIUM	51,509	46,862	-9.02	127,056	141,524	11.39
-NIKEL	14,723	6,682	-54.61	126,986	150,082	18.19
-BESI/BAJA	355,551	292,005	-17.87	253,914	343,625	35.33
-TEMBAGA	45,730	44,850	-1.92	264,935	282,665	6.69
-SENG	568	684	20.57	756	1,568	107.35
-LOGAM TIDAK MULIA LAIN	8,743	10,768	23.15	25,190	27,854	10.58
TEKSTIL	290,045	297,190	2.46	1,450,013	1,570,311	8.30
-PAKAIAN JADI	58,505	62,688	7.15	849,767	926,606	9.04
-KAIN TENUN	45,035	43,948	-2.41	212,576	217,712	2.42
-TEKSTIL LAINNYA	186,505	190,554	2.17	387,670	425,993	9.89
KARET ALAM OLAHAN	440,930	447,823	1.56	780,918	842,680	7.91
-BARANG DARI KARET	67,879	73,203	7.84	178,839	203,396	13.73
-SHEET	50,351	52,518	4.30	82,993	91,969	10.81
-CRUMB RUBBER	321,752	319,426	-0.72	517,495	542,391	4.81
-CREPE	948	2,677	182.39	1,591	4,924	209.52
MAKANAN TERNAK	504,589	482,097	-4.46	29,487	43,175	46.42
-BUNGKIL KELAPA	75,303	29,379	-60.99	3,882	3,241	-16.50
-DEDAK/BEKATUL	56,557	57,453	1.58	5,221	10,630	103.62
-LAINNYA	372,729	395,265	6.05	20,384	29,303	43.75
MINYAK ATSIRI DAN LAINNYA	8,833	8,592	-2.73	32,441	36,779	13.37
-MINYAK ATSIRI LAINNYA	583	715	22.60	9,502	11,464	20.65
-WANGI-WANGIAN DARI MINYAK ATSIRI	8250	7878	-4.52	22,939	25,315	10.36
ROTAN OLAHAN	2,321	2,331	0.44	2,056	2,414	17.44
MINYAK NABATI	2,213,557	2,092,482	-5.47	831,099	1,077,959	29.70
-MINYAK KELAPA SAWIT	1,809,696	1,767,908	-2.31	648,027	894,397	38.02
-MINYAK BIJI KELAPA SAWIT	244,050	200,215	-17.96	106,922	106,823	-0.09
-MINYAK NABATI LAIN	159,811	124,359	-22.18	76,151	76,739	0.77
ASAM BERLEMAK	107,273	110,794	3.28	54,076	57,988	7.23
-STEARIN	34,435	24,386	-29.18	15,505	15,288	-1.40

-ASAM BERLEMAK LAIN 72,838 86,408 18.63 38,571 42,699 10.70

TABEL 3. PERKEMBANGAN EKSPOR KOMODITI HASIL INDUSTRI

JENIS BARANG	BERAT BERSIH (TON)		PERUB	NILAI FOB (RIBU US \$)		PERUB
	JAN-FEB 2006	JAN-FEB 2007	%	JAN-FEB 2006	JAN-FEB 2007	%
(1)	(2)	(3)	(4)	(5)	(6)	(7)
ALAT LISTRIK, UKUR, FOGRAFI, DLL	114,062	100,254	-12.11	1,163,435	1,235,515	6.20
-ALAT LISTRIK	88,155	80,523	-8.66	733,214	752,906	2.69
-DIODE TRANSISTOR	216	189	-12.44	18,348	19,995	8.98
-AUDIO VISUAL	24147	18031	-25.33	367,956	418,886	13.84
-FOTOGRAFI DAN OPTIK	504	446	-11.57	33,181	28,166	-15.11
-ALAT UKUR	35	251	611.75	402	1,727	329.46
-LONCENG, ARLOJI DAN BAGIANNYA	1005	813	-19.10	10,333	13,834	33.88
MAKANAN OLAHAN	328,860	250,208	-23.92	294,259	340,370	15.67
-COKLAT OLAHAN	16,355	23,750	45.21	36,330	48,012	32.15
-GULA TETES	67,581	30,363	-55.07	7,495	2,423	-67.68
-KERUPUK UDANG	793	1,043	31.58	1,176	1,847	57.12
-BUAH/SAYURAN OLAHAN	77,883	80,858	3.82	42,098	49,131	16.71
-MINUMAN OLAHAN	8,992	13,698	52.33	4,529	7,198	58.92
-ROKOK DAN TEMBAKAU OLAHAN	9,378	11,375	21.29	42,139	59,365	40.88
-DAGING TERNAK	527	546	3.70	2,165	1,949	-9.98
-DAGING UNGGAS	0	0	-45.10	65	16	-74.77
-IKAN OLAHAN	23656	24657	4.23	78255	82431	5.34
-BERAS GILING	171	66	-61.20	86	36	-58.47
-KOPI OLAHAN	0	16	3,130.00	1	23	4,537.00
-TEH OLAHAN	9464	6073	-35.83	11996	10905	-9.09
-GULA PASIR	37	39	5.44	34	35	2.13
-GULA LAINNYA	71956	1085	-98.49	2112	547	-74.11
-MAKANAN OLAHAN LAINNYA	42,066	56,639	34.64	65778	76,452	16.23
SEMEN	1,020,540	1,199,551	17.54	30,956	36,204	16.95
BARANG ANYAMAN	4,561	8,174	79.23	11,340	17,398	53.42
-DARI ROTAN	1,443	4,710	226.32	3,597	9,924	175.87
-DARI BAHAN LAINNYA	3,118	3,465	11.13	7,743	7,475	-3.47
MEUBEL DAN BAGIAN-BAGIANNYA	151,776	156,929	3.40	328,584	345,075	5.02
-DARI ROTAN	20,241	19,275	-4.77	55,706	55,034	-1.21
-DARI BAHAN LAINNYA	131,535	137,655	4.65	272,877	290,041	6.29
BAHAN KIMIA	705,859	1,095,680	55.23	354,500	633,503	78.70
-AN ORGANIK	305,337	304,801	-0.18	97,156	82,190	-15.40
-ORGANIK	314,789	502,976	59.78	228,077	427,102	87.26
-LAINNYA	85,733	287,903	235.81	29,267	124,211	324.40
PUPUK	47,794	6,580	-86.23	11,233	986	-91.22
PRODUK PHARMASI	1,525	1,592	4.40	20,280	23,052	13.67
KULIT DAN BARANG DARI KULIT	2,745	1,699	-38.09	24,026	31,671	31.82
KACA DAN BARANG DARI KACA	116,655	121,629	4.26	59,093	75,531	27.82
KERTAS DAN BARANG DARI KERTAS	553,935	606,724	9.53	410,594	471,961	14.95
INDUSTRI LAINNYA	1,117,360	2,005,057	79.45	2,126,522	2,553,428	20.08
-GLISEROL DAN LARUTAN ALKALI	3,809	3,555	-6.67	1,374	678	-50.68
-MARGARIN DAN LEMAK LAINNYA	51,676	61,041	18.12	23,802	33,910	42.47
-SABUN MANDI DAN CUCI	72,438	77,636	7.17	52,339	58,406	11.59
-BAHAN CELUP ORGANIK SINTETIK	5,021	5,664	12.82	17,949	21,314	18.74
-PREPARAT PEMBASMI KUMAN, DLL	6,232	6,677	7.14	12,088	21,976	81.80
-DAMAR TIRUAN, BAHAN PLASTIK	199,993	171,984	-14.00	267,559	270,795	1.21
-BAHAN KERTAS	257,356	471,807	83.33	98,345	183,982	87.08
-ALAS KAKI (KULIT, KARET DAN KANVAS)	18,666	19,291	3.35	265,840	267,684	0.69
-PRODUK KERAMIK	88,518	78,987	-10.77	44,121	41,247	-6.51
-EMAS BATANGAN	8	6	-16.62	103,504	128,022	23.69
-PESAWAT UDARA DAN BAGIANNYA	1196	591	-50.59	61,854	27,108	-56.17
-KAPAL LAUT DAN SEJENISNYA	47,940	39,927	-16.72	38,221	130,359	241.06
-PERLENGKAPAN OLAHRAGA DAN MAINAN	4,178	4,047	-3.15	26,508	30,991	16.91

TABEL 3. PERKEMBANGAN EKSPOR KOMODITI HASIL INDUSTRI

JENIS BARANG	BERAT BERSIH (TON)		PERUB	NILAI FOB (RIBU US \$)		PERUB
	JAN-FEB 2006	JAN-FEB 2007	%	JAN-FEB 2006	JAN-FEB 2007	%
(1)	(2)	(3)	(4)	(5)	(6)	(7)
-PENA DAN PENSIL	1,355	1,378	1.75	8,611	9,350	8.58
-BATU SEMI PERMATA	0	13	4,187.33	2	242	11,990.60
-KOPER, TAS, DOMPET PLASTIK/TEKSTIL	1415	1256	-11.22	8408	7724	-8.13
-BARANG DARI LOGAM MULIA	360	56	-84.44	13,845	21,310	53.91
-PETI KEMAS	812	7528	826.62	860	7,407	761.57
-KOMPUTER DAN BAGIANNYA	15,398	7,967	-48.26	253,309	202,004	-20.25
-KENDARAAN BERMOTOR RODA 2 DAN 3	632	635	0.42	4,975	4,793	-3.66
-KENDARAAN BERMOTOR RODA 4 DAN LEE	7,266	15,604	114.75	41,917	93,596	123.29
-SUKU CADANG MESIN	15,326	17,441	13.80	111,755	157,679	41.09
-SUKU CADANG KENDARAAN	28,578	24,732	-13.46	170,076	176,316	3.67
-UBI KAYU OLAHAN	13,063	41,339	216.44	1,361	4,511	231.43
-INDUSTRI LAINNYA	276,123	945,894	242.56	497,898	652,024	30.96

TABEL 4. PERKEMBANGAN EKSPOR KOMODITI HASIL PERTAMBANGAN

JENIS BARANG	BERAT BERSIH (TON)		PERUB	NILAI FOB (RIBU US \$)		PERUB
	JAN-FEB 2006	JAN-FEB 2007	%	JAN-FEB 2006	JAN-FEB 2007	%
(1)	(2)	(3)	(4)	(5)	(6)	(7)
TOTAL PERTAMBANGAN	31,103,633	38,138,633	22.62	1,526,295	2,040,293	33.68
BIJI TEMBAGA	287,106	363,322	26.55	539,314	843,283	56.36
BIJI NIKEL	543,173	1,422,884	161.96	20,606	80,607	291.18
BAUKSIT	641,947	1,513,980	135.84	5,799	13,348	130.16
BIJI TIMAH/TIN	66	138	109.82	63	27	-56.71
BATU BARA	27,245,137	32,277,123	18.47	936,205	1,065,211	13.78
GRANIT	909,829	993,498	9.20	2,952	4,129	39.84
PASIR ALAM	600,809	400,673	-33.31	4,316	4,651	7.74
HASIL TAMBANG LAIN	875,566	1,167,015	33.29	17,040	29,036	70.40

TABEL 5. PERKEMBANGAN EKSPOR INDONESIA MENURUT KOMODITI DAN NEGARA TUJUAN

JENIS BARANG	BERAT BERSIH (KG)		PERUB	NILAI FOB (US \$)		PERUB
	JAN-FEB 2006	JAN-FEB 2007	%	JAN-FEB 2006	JAN-FEB 2007	%
(1)	(2)	(3)	(4)	(5)	(6)	(7)
MINYAK MENTAH	3,190,173,121	3,184,993,008	-0.16	1,401,409,718	1,236,924,392	-11.74
JAPAN	1,122,941,000	967,719,005	-13.82	494,043,163	374,337,626	-24.23
KOREA, REPUBLIC OF	581,074,000	612,564,000	5.42	249,863,919	210,998,133	-15.55
TAIWAN	143,307,000	2	-100.00	58,110,984	20	-100.00
CHINA	343,629,000	457,078,000	33.01	150,512,046	185,479,016	23.23
THAILAND	246,348,000	198,044,000	-19.61	108,156,631	82,561,622	-23.66
SINGAPORE	49,580,003	123,000,001	148.08	21,414,521	52,464,214	144.99
MALAYSIA	119,303,089	159,664,000	33.83	51,694,514	59,256,953	14.63
AUSTRALIA	386,365,000	586,602,000	51.83	181,572,640	244,637,160	34.73
NEW ZEALAND	77,489,000	0	-100.00	36,610,304	0	-100.00
UNITED STATES	120,137,027	80,312,000	-33.15	49,430,976	27,189,628	-44.99
CANADA	2	10,000	499,900.00	20	20	0.00
HASIL MINYAK	1,044,425,390	1,092,565,380	4.61	391,176,020	390,701,623	-0.12
JAPAN	668,361,663	436,820,906	-34.64	238,370,389	148,674,611	-37.63
HONG KONG	0	1	--	0	1	--
KOREA, REPUBLIC OF	54,992,000	143,817,156	161.52	19,458,005	55,931,773	187.45
TAIWAN	5,000,000	58,159,195	1,063.18	1,000,000	22,567,252	2,156.73
CHINA	46,153,930	161,509,280	249.94	15,332,781	53,716,261	250.34
PAPUA NEW GUINEA	0	1,736	--	0	3,530	--
THAILAND	670,000	92,695	-86.16	532,485	86,203	-83.81
SINGAPORE	230,913,417	250,754,511	8.59	102,509,407	100,467,161	-1.99
PHILIPPINES	211,320	259,606	22.85	152,720	260,066	70.29
MALAYSIA	33,982,450	15,670,948	-53.89	11,906,857	6,078,771	-48.95
VIET NAM	0	29,920	--	0	35,329	--
MALDIVES	0	1,108	--	0	277	--
INDIA	37,375	24,166,270	64,558.92	19,012	2,223,038	11,592.82
PAKISTAN	0	4,080	--	0	5,508	--
BANGLADESH	313,700	0	-100.00	247,113	0	-100.00
SOUTH AFRICA	99,960	3	-100.00	81,968	10	-99.99
AUSTRALIA	13,600	6	-99.96	12,784	6	-99.95
NEW ZEALAND	0	39,360	--	0	50,002	--
EAST TIMOR	3,622,752	1,078,741	-70.22	1,504,680	414,382	-72.46
UNITED STATES	0	10	--	0	2	--
FRANCE	19,880	0	-100.00	16,699	0	-100.00
GERMANY, FED. REP. OF	0	8	--	0	5	--
FINLAND	3	4,760	158,566.67	4	5,250	131,150.00
ITALY	20	0	-100.00	39	0	-100.00
UKRAINE	0	16,660	--	0	20,575	--
RUSSIA FEDERATION	33,320	138,420	315.43	31,077	161,610	420.03
GAS ALAM	3,957,793,930	3,495,880,521	-11.67	1,669,424,506	1,361,983,677	-18.42
JAPAN	2,506,714,910	2,224,551,940	-11.26	940,762,818	781,160,881	-16.97
KOREA, REPUBLIC OF	820,599,830	703,706,852	-14.24	405,497,885	324,808,454	-19.90
CHINA	624,189,390	562,298,074	-9.92	319,400,625	252,694,460	-20.88
THAILAND	1,050,000	5,323,655	407.01	630,000	3,319,882	426.97
PHILIPPINES	4,213,700	0	-100.00	2,504,598	0	-100.00
GUAM	1,015,100	0	-100.00	622,662	0	-100.00
EAST TIMOR	11,000	0	-100.00	5,918	0	-100.00
KARET ALAM	1,310,552	1,888,632	44.11	1,740,277	2,136,509	22.77
JAPAN	16,200	32,000	97.53	75,507	150,400	99.19
HONG KONG	102,500	0	-100.00	121,975	0	-100.00
KOREA, REPUBLIC OF	108	47,980	44,325.93	6,974	26,097	274.20
CHINA	675,000	670,050	-0.73	933,180	834,069	-10.62
THAILAND	2	0	-100.00	90	0	-100.00
SINGAPORE	110,150	173,546	57.55	56,472	88,421	56.57
MALAYSIA	360,000	0	-100.00	426,800	0	-100.00
TURKEY	0	126,000	--	0	127,260	--
AUSTRALIA	7,651	0	-100.00	19,083	0	-100.00
UNITED STATES	324	700,000	215,949.38	15,048	696,251	4,526.87
BRAZIL	108	100,108	92,592.59	5,940	114,520	1,827.95
MARTINIQUE	0	92	--	0	157	--
NETHERLANDS	38,508	38,856	0.90	79,194	99,334	25.43
GERMANY, FED. REP. OF	1	0	-100.00	14	0	-100.00
KOPI	68,352,282	33,112,356	-51.56	85,400,293	65,042,421	-23.84
JAPAN	9,754,194	6,345,179	-34.95	12,348,827	11,869,049	-3.89
HONG KONG	66,597	160,198	140.55	98,627	337,426	242.12
KOREA, REPUBLIC OF	790,220	4	-100.00	744,386	10	-100.00
TAIWAN	718,039	631,770	-12.01	1,239,393	1,501,232	21.13
CHINA	472,798	69,600	-85.28	506,746	131,497	-74.05
MACAU	18,000	0	-100.00	43,200	0	-100.00
SINGAPORE	1,545,769	2,713,421	75.54	1,832,059	6,080,343	231.89
PHILIPPINES	1,054,800	18,000	-98.29	1,331,963	42,275	-96.83
MALAYSIA	860,819	1,460,045	69.61	902,141	1,995,629	121.21
VIET NAM	54,000	0	-100.00	119,250	0	-100.00
INDIA	2,068,523	348,000	-83.18	1,827,353	440,220	-75.91

TABEL 5. PERKEMBANGAN EKSPOR INDONESIA MENURUT KOMODITI DAN NEGARA TUJUAN

JENIS BARANG	BERAT BERSIH (KG)		PERUB %	NILAI FOB (US \$)		PERUB %
	JAN-FEB 2006	JAN-FEB 2007		JAN-FEB 2006	JAN-FEB 2007	
(1)	(2)	(3)	(4)	(5)	(6)	(7)
IRAN (ISLAMIC REPUBLIC OF)	292,800	0	-100.00	284,652	0	-100.00
SAUDI ARABIA	38,300	0	-100.00	67,453	0	-100.00
JORDAN	211,200	0	-100.00	195,187	0	-100.00
LEBANON	19,200	0	-100.00	21,408	0	-100.00
SYRIA ARAB REPUBLIC	57,600	0	-100.00	55,610	0	-100.00
UNITED ARAB EMIRATES	72,000	125,100	73.75	98,370	192,368	95.56
EGYPT	2,314,488	778,080	-66.38	2,238,031	1,335,724	-40.32
MOROCCO	753,598	433,200	-42.52	803,152	593,924	-26.05
ALGERIA	3,482,010	382,200	-89.02	3,219,021	533,564	-83.42
SOUTH AFRICA	694,800	414,000	-40.41	684,528	525,868	-23.18
AUSTRALIA	314,400	235,200	-25.19	553,892	502,132	-9.34
NEW ZEALAND	52,500	54,000	2.86	121,972	149,040	22.19
AMERICAN SAMOA	0	13,451	--	0	4,917	--
FIJI	0	157	--	0	664	--
UNITED STATES	17,214,219	5,274,596	-69.36	26,431,693	16,031,472	-39.35
CANADA	282,000	305,100	8.19	680,502	741,861	9.02
MEXICO	52,500	52,500	0.00	156,400	148,707	-4.92
ECUADOR	1,204,500	307,200	-74.50	1,083,933	476,160	-56.07
UNITED KINGDOM	1,643,996	576,000	-64.96	1,541,197	1,058,484	-31.32
NETHERLANDS	334,200	79,980	-76.07	839,955	225,273	-73.18
FRANCE	252,000	126,000	-50.00	260,199	131,040	-49.64
GERMANY, FED. REP. OF	7,685,766	4,464,255	-41.92	10,264,439	7,602,330	-25.94
AUSTRIA	42,000	0	-100.00	31,248	0	-100.00
BELGIUM	1,227,600	696,900	-43.23	1,578,046	1,310,625	-16.95
SWITZERLAND	468,600	179,100	-61.78	750,675	279,180	-62.81
DENMARK	112,224	133,800	19.23	202,993	298,721	47.16
NORWAY	0	36,000	--	0	102,208	--
SWEDEN	70,680	168,300	138.12	139,411	330,617	137.15
IRELAND	54,000	144,000	166.67	177,231	340,575	92.16
ITALY	3,773,637	1,591,800	-57.82	3,986,017	2,633,970	-33.92
SPAIN	1,742,900	88,200	-94.94	1,869,363	155,082	-91.70
PORTUGAL	248,400	367,200	47.83	298,360	643,244	115.59
GREECE	183,900	181,200	-1.47	189,028	375,505	98.65
POLAND	1,607,700	765,620	-52.38	1,310,365	953,349	-27.25
ROMANIA	1,312,910	872,400	-33.55	1,156,154	1,121,664	-2.98
BULGARIA	1,219,000	730,200	-40.10	1,161,808	1,011,541	-12.93
ARMENIA	0	285,000	--	0	496,575	--
LATVIA	195,000	0	-100.00	176,475	0	-100.00
ESTONIA	197,495	0	-100.00	177,102	0	-100.00
GEORGIA	1,376,400	1,397,400	1.53	1,312,478	2,088,516	59.13
RUSSIA FEDERATION	144,000	108,000	-25.00	288,000	249,840	-13.25
KAYU BULAT	16,336	39,312	140.65	8,916	22,019	146.96
JAPAN	16,027	18,613	16.14	3,306	5,628	70.24
KOREA, REPUBLIC OF	0	1	--	0	8	--
SINGAPORE	176	50	-71.59	2,234	901	-59.67
VIET NAM	0	8	--	0	56	--
UNITED ARAB EMIRATES	127	20,492	16,035.43	3,312	10,000	201.93
UNITED STATES	4	0	-100.00	36	0	-100.00
UNITED KINGDOM	0	148	--	0	5,426	--
SWITZERLAND	2	0	-100.00	28	0	-100.00
UDANG SEGAR/BEKU	24,387,395	20,645,003	-15.35	155,482,756	137,209,601	-11.75
JAPAN	7,965,223	6,254,182	-21.48	61,766,329	52,009,637	-15.80
HONG KONG	1,065,244	1,094,479	2.74	4,440,644	5,351,241	20.51
KOREA, REPUBLIC OF	141,232	51,421	-63.59	920,847	347,513	-62.26
TAIWAN	185,234	689,115	272.02	530,468	806,875	52.11
CHINA	528,053	467,420	-11.48	2,953,351	1,868,000	-36.75
THAILAND	27,507	153	-99.44	124,068	349	-99.72
SINGAPORE	456,485	666,359	45.98	861,302	1,163,099	35.04
PHILIPPINES	14,220	4,928	-65.34	88,940	17,357	-80.48
MALAYSIA	454,194	807,875	77.87	446,043	1,106,364	148.04
BRUNEI DARUSSALAM	3	0	-100.00	11	0	-100.00
VIET NAM	122,400	119,717	-2.19	970,819	1,033,485	6.45
TURKEY	0	17,664	--	0	18,547	--
UNITED ARAB EMIRATES	22	0	-100.00	5	0	-100.00
CYPRUS	0	8,700	--	0	71,391	--
EGYPT	0	55,033	--	0	396,516	--
REUNION	91,024	24,428	-73.16	565,130	207,137	-63.35
MAURITIUS	10,980	16,796	52.97	70,282	107,493	52.95
AUSTRALIA	125,190	78,836	-37.03	516,511	585,416	13.34
NEW ZEALAND	0	31,251	--	0	169,915	--
UNITED STATES	8,595,722	6,795,010	-20.95	55,193,535	50,772,714	-8.01
CANADA	85,826	107,499	25.25	438,153	645,158	47.24
BRAZIL	6,610	0	-100.00	41,536	0	-100.00
PUERTO RICO	15,981	97,620	510.85	93,560	608,703	550.60
UNITED KINGDOM	1,634,286	887,653	-45.69	10,690,247	5,672,875	-46.93
NETHERLANDS	192,385	39,946	-79.24	1,121,018	265,695	-76.30

TABEL 5. PERKEMBANGAN EKSPOR INDONESIA MENURUT KOMODITI DAN NEGARA TUJUAN

JENIS BARANG	BERAT BERSIH (KG)		PERUB	NILAI FOB (US \$)		PERUB
	JAN-FEB 2006	JAN-FEB 2007	%	JAN-FEB 2006	JAN-FEB 2007	%
(1)	(2)	(3)	(4)	(5)	(6)	(7)
FRANCE	342,074	37,831	-88.94	2,094,176	184,033	-91.21
GERMANY, FED. REP. OF	470,536	232,216	-50.65	1,976,057	1,361,748	-31.09
AUSTRIA	99	0	-100.00	1,000	0	-100.00
BELGIUM	1,421,218	1,620,699	14.04	7,568,140	9,801,560	29.51
SWITZERLAND	8,770	32,484	270.40	58,329	212,592	264.47
DENMARK	52,100	37,103	-28.79	192,939	392,313	103.34
SWEDEN	10,138	28,020	176.39	81,430	269,365	230.79
ITALY	253,287	164,896	-34.90	988,501	612,069	-38.08
SPAIN	104,789	56,502	-46.08	606,069	407,786	-32.72
PORTUGAL	6,530	0	-100.00	83,115	0	-100.00
GREECE	33	0	-100.00	201	0	-100.00
LATVIA	0	44,420	--	0	290,336	--
GEORGIA	0	74,736	--	0	452,307	--
RUSSIA FEDERATION	0	11	--	0	12	--
TEH	7,318,922	5,884,600	-19.60	8,000,181	7,975,622	-0.31
JAPAN	26,641	7,676	-71.19	84,917	35,997	-57.61
HONG KONG	1,011	481	-52.42	3,644	3,717	2.00
KOREA, REPUBLIC OF	929	27	-97.09	4,754	205	-95.69
TAIWAN	46,768	32,453	-30.61	67,314	33,814	-49.77
CHINA	23,999	24,010	0.05	18,888	18,207	-3.61
THAILAND	0	93	--	0	680	--
SINGAPORE	37,480	27,899	-25.56	35,025	41,481	18.43
PHILIPPINES	168	74	-55.95	982	560	-42.97
MALAYSIA	726,359	797,442	9.79	629,818	926,979	47.18
INDIA	160,980	140,560	-12.68	149,521	193,774	29.60
PAKISTAN	812,071	896,052	10.34	1,044,562	1,565,227	49.85
SRI LANKA	91,896	27,237	-70.36	92,661	41,476	-55.24
AFGHANISTAN	55,029	47,300	-14.05	52,450	52,668	0.42
IRAN (ISLAMIC REPUBLIC OF)	26,669	37,400	40.24	26,355	53,432	102.74
SAUDI ARABIA	18,886	28,097	48.77	9,767	65,445	570.06
JORDAN	7,700	0	-100.00	9,494	0	-100.00
UNITED ARAB EMIRATES	615,404	366,407	-40.46	477,965	335,195	-29.87
KENYA	0	25,000	--	0	11,250	--
NIGERIA	0	24,200	--	0	36,640	--
UGANDA	0	45	--	0	422	--
SOUTH AFRICA	10,000	0	-100.00	9,701	0	-100.00
AUSTRALIA	81,429	25,273	-68.96	200,795	56,456	-71.88
NEW ZEALAND	93,338	94,160	0.88	74,867	111,580	49.04
SAMOA	1,999	0	-100.00	1,640	0	-100.00
EAST TIMOR	0	20,400	--	0	22,542	--
UNITED STATES	446,676	507,134	13.54	533,599	786,980	47.49
CANADA	22,600	67,146	197.11	18,952	70,399	271.46
GUATEMALA	10,600	0	-100.00	9,710	0	-100.00
CHILE	0	30,000	--	0	38,600	--
UNITED KINGDOM	774,070	467,404	-39.62	842,775	620,316	-26.40
NETHERLANDS	357,634	157,360	-56.00	438,272	167,106	-61.87
GERMANY, FED. REP. OF	1,049,695	774,694	-26.20	1,273,833	915,747	-28.11
IRELAND	12,400	12,400	0.00	12,896	17,720	37.41
SPAIN	7,000	7,003	0.04	10,290	12,706	23.48
POLAND	192,150	132,690	-30.94	157,069	145,163	-7.58
KAZAKHSTAN	25,025	0	-100.00	32,038	0	-100.00
UKRAINE	206,578	94,018	-54.49	218,589	139,246	-36.30
LATVIA	16,600	9,180	-44.70	19,668	13,036	-33.72
RUSSIA FEDERATION	1,359,138	1,003,285	-26.18	1,437,370	1,440,856	0.24
-LADA HITAM	4,614,574	1,480,935	-67.91	5,993,542	3,655,586	-39.01
JAPAN	58,174	114,114	96.16	126,960	269,701	112.43
KOREA, REPUBLIC OF	0	60,077	--	0	173,935	--
TAIWAN	26,000	25,850	-0.58	37,700	54,900	45.62
SINGAPORE	197,500	219,116	10.94	251,215	357,630	42.36
MALAYSIA	11,233	21,000	86.95	10,271	24,061	134.26
VIET NAM	0	2,187	--	0	6,000	--
INDIA	349,000	168,533	-51.71	332,715	322,005	-3.22
AUSTRALIA	75,000	0	-100.00	114,060	0	-100.00
UNITED STATES	3,517,718	747,000	-78.76	4,671,894	2,054,499	-56.02
CANADA	50,018	63,058	26.07	66,107	211,250	219.56
DOMINICA	2,036	0	-100.00	2,860	0	-100.00
NETHERLANDS	27,300	30,000	9.89	37,455	105,105	180.62
FRANCE	95	0	-100.00	983	0	-100.00
GERMANY, FED. REP. OF	0	30,000	--	0	76,500	--
ROMANIA	8,000	0	-100.00	1,000	0	-100.00
BULGARIA	23,000	0	-100.00	21,000	0	-100.00
UKRAINE	131,000	0	-100.00	147,740	0	-100.00
RUSSIA FEDERATION	138,500	0	-100.00	171,582	0	-100.00
-LADA PUTIH	2,541,537	2,119,151	-16.62	5,155,210	7,914,570	53.53
JAPAN	150,000	225,647	50.43	334,470	928,920	177.73

TABEL 5. PERKEMBANGAN EKSPOR INDONESIA MENURUT KOMODITI DAN NEGARA TUJUAN

JENIS BARANG	BERAT BERSIH (KG)		PERUB	NILAI FOB (US \$)		PERUB
	JAN-FEB 2006	JAN-FEB 2007	%	JAN-FEB 2006	JAN-FEB 2007	%
(1)	(2)	(3)	(4)	(5)	(6)	(7)
HONG KONG	16,000	16,192	1.20	32,300	56,360	74.49
KOREA, REPUBLIC OF	0	32,788	--	0	130,172	--
TAIWAN	49,000	31,000	-36.73	97,805	115,039	17.62
CHINA	72,000	0	-100.00	68,544	0	-100.00
SINGAPORE	967,499	445,000	-54.01	2,009,425	1,511,438	-24.78
PHILIPPINES	0	620	--	0	1,610	--
MALAYSIA	34,956	68,326	95.46	45,185	256,648	467.99
VIET NAM	0	218,316	--	0	987,133	--
INDIA	80,600	54,254	-32.69	149,495	191,411	28.04
EAST TIMOR	0	4	--	0	8	--
UNITED STATES	361,000	400,000	10.80	753,093	1,543,558	104.96
CANADA	32	0	-100.00	100	0	-100.00
UNITED KINGDOM	60,000	0	-100.00	124,450	0	-100.00
NETHERLANDS	304,000	399,000	31.25	607,687	1,396,284	129.77
GERMANY, FED. REP. OF	393,000	187,000	-52.42	823,240	665,439	-19.17
BELGIUM	30,000	34,000	13.33	61,575	120,050	94.97
ITALY	16,000	0	-100.00	38,800	0	-100.00
PORTUGAL	0	7,004	--	0	10,500	--
BULGARIA	7,450	0	-100.00	9,041	0	-100.00
-KAYU MANIS DAN BUNGANYA	5,304,793	4,695,937	-11.48	2,830,621	3,375,299	19.24
JAPAN	7,020	7,700	9.69	5,162	7,670	48.59
KOREA, REPUBLIC OF	14,198	10,370	-26.96	9,972	12,837	28.73
TAIWAN	8,939	11,602	29.79	6,241	9,318	49.30
CHINA	24,000	0	-100.00	17,880	0	-100.00
THAILAND	254,000	236,200	-7.01	140,015	131,770	-5.89
SINGAPORE	68,273	121,306	77.68	59,277	79,625	34.33
PHILIPPINES	2	99	4,850.00	2	257	12,750.00
MALAYSIA	232,200	161,734	-30.35	122,680	99,552	-18.85
VIET NAM	0	17,999	--	0	9,238	--
INDIA	131,661	147,421	11.97	95,398	106,401	11.53
SAUDI ARABIA	8,448	10,000	18.37	2,835	2,500	-11.82
JORDAN	0	24,000	--	0	7,200	--
LEBANON	8,000	0	-100.00	5,120	0	-100.00
SYRIA ARAB REPUBLIC	0	58,000	--	0	30,140	--
TURKEY	61,999	142,000	129.04	27,490	77,301	181.20
UNITED ARAB EMIRATES	64,610	117,000	81.09	29,887	27,250	-8.82
EGYPT	11	9,840	89,354.55	5,500	7,748	40.87
MOROCCO	72,500	36,000	-50.34	29,475	9,600	-67.43
TUNISIA	0	9,950	--	0	11,194	--
ALGERIA	0	45,025	--	0	29,701	--
REUNION	0	10,385	--	0	5,816	--
SOUTH AFRICA	0	10,000	--	0	5,800	--
MAURITIUS	8,000	0	-100.00	4,240	0	-100.00
AUSTRALIA	9,346	243	-97.40	7,807	269	-96.55
UNITED STATES	2,289,211	2,393,245	4.54	1,189,278	1,969,821	65.63
CANADA	121,998	72,000	-40.98	57,210	52,495	-8.24
MEXICO	27,000	0	-100.00	5,900	0	-100.00
PANAMA	11,000	0	-100.00	8,019	0	-100.00
VENEZUELA	17,999	0	-100.00	8,395	0	-100.00
BRAZIL	171,999	230,859	34.22	83,080	137,660	65.70
PUERTO RICO	0	9,500	--	0	8,865	--
DOMINICAN REPUBLIC	349,079	221,000	-36.69	134,662	130,090	-3.40
DOMINICA	721	36,000	4,893.07	1,013	6,480	539.68
UNITED KINGDOM	14,000	3,100	-77.86	18,729	10,465	-44.12
NETHERLANDS	727,791	104,050	-85.70	422,476	70,575	-83.29
FRANCE	61,999	59,000	-4.84	29,355	64,072	118.27
GERMANY, FED. REP. OF	94,999	53,000	-44.21	52,170	33,475	-35.83
BELGIUM	67,027	39,005	-41.81	39,243	21,282	-45.77
DENMARK	0	9,000	--	0	4,905	--
NORWAY	0	9,000	--	0	7,649	--
SWEDEN	40,000	0	-100.00	18,200	0	-100.00
ITALY	11,474	35,692	211.07	11,415	32,502	184.73
SPAIN	49,999	20,000	-60.00	26,865	10,775	-59.89
PORTUGAL	48,999	47,593	-2.87	28,740	26,038	-9.40
GREECE	111,997	107,999	-3.57	73,730	80,073	8.60
POLAND	61,000	35,000	-42.62	24,120	22,250	-7.75
ROMANIA	29,000	0	-100.00	16,835	0	-100.00
BULGARIA	2,294	0	-100.00	1,950	0	-100.00
RUSSIA FEDERATION	22,000	24,020	9.18	10,255	14,640	42.76
-BIJI PALA & BUNGANYA DAN KAPULA	2,916,097	3,045,455	4.44	7,305,922	8,005,834	9.58
JAPAN	90,966	92,276	1.44	632,154	648,557	2.59
HONG KONG	61,649	9,309	-84.90	105,874	5,660	-94.65
KOREA, REPUBLIC OF	5,944	66,170	1,013.22	10,392	64,410	519.80
TAIWAN	10,969	0	-100.00	6,240	0	-100.00
CHINA	25,725	0	-100.00	14,149	0	-100.00
THAILAND	29,688	28,241	-4.87	98,884	115,948	17.26

TABEL 5. PERKEMBANGAN EKSPOR INDONESIA MENURUT KOMODITI DAN NEGARA TUJUAN

JENIS BARANG	BERAT BERSIH (KG)		PERUB	NILAI FOB (US \$)		PERUB
	JAN-FEB 2006	JAN-FEB 2007	%	JAN-FEB 2006	JAN-FEB 2007	%
(1)	(2)	(3)	(4)	(5)	(6)	(7)
SINGAPORE	174,113	141,234	-18.88	611,074	587,563	-3.85
PHILIPPINES	14	10,829	77,250.00	66	28,088	42,457.58
MALAYSIA	118,962	171,920	44.52	170,223	377,692	121.88
VIET NAM	972,801	1,185,478	21.86	1,426,356	1,197,314	-16.06
INDIA	253,204	250,506	-1.07	618,077	530,000	-14.25
PAKISTAN	41,050	22,200	-45.92	145,184	79,735	-45.08
BANGLADESH	7,980	8,985	12.59	47,880	14,592	-69.52
SAUDI ARABIA	14,028	10,300	-26.58	5,790	3,878	-33.02
YEMEN	5,815	0	-100.00	5,250	0	-100.00
UNITED ARAB EMIRATES	7,035	22,162	215.02	21,486	10,172	-52.66
QATAR	0	193	--	0	262	--
MOROCCO	0	29,393	--	0	90,501	--
NIGERIA	18,000	15,000	-16.67	22,000	99,000	350.00
BENIN	10,000	0	-100.00	2,500	0	-100.00
SOUTH AFRICA	47,048	24,000	-48.99	187,120	87,200	-53.40
AUSTRALIA	127,870	24,420	-80.90	48,972	82,383	68.22
NEW ZEALAND	134	0	-100.00	144	0	-100.00
UNITED STATES	187,868	136,096	-27.56	616,617	573,038	-7.07
CANADA	111	11,499	10,259.46	343	52,650	15,249.85
BRAZIL	57,297	0	-100.00	186,890	0	-100.00
DOMINICA	10,742	0	-100.00	15,090	0	-100.00
NETHERLANDS	360,904	399,438	10.68	1,415,924	1,793,570	26.67
FRANCE	75,999	10,500	-86.18	219,770	61,425	-72.05
GERMANY, FED. REP. OF	76,890	86,499	12.50	315,023	357,631	13.53
BELGIUM	32,186	123,103	282.47	153,872	472,348	206.97
ITALY	21,094	102,194	384.47	60,845	481,899	692.01
SPAIN	28,000	24,010	-14.25	27,000	91,244	237.94
PORTUGAL	15,000	0	-100.00	40,449	0	-100.00
BULGARIA	12,262	0	-100.00	14,881	0	-100.00
UKRAINE	0	13,500	--	0	40,712	--
RUSSIA FEDERATION	14,749	26,000	76.28	59,403	58,362	-1.75
-PANILI	24,086	4,721	-80.40	494,994	81,810	-83.47
JAPAN	0	50	--	0	1,500	--
SINGAPORE	130	0	-100.00	3,095	0	-100.00
MALAYSIA	6,050	480	-92.07	14,090	3,850	-72.68
AUSTRALIA	100	100	0.00	4,000	2,245	-43.88
NEW ZEALAND	100	0	-100.00	3,500	0	-100.00
UNITED STATES	14,532	2,032	-86.02	320,642	30,672	-90.43
DOMINICA	100	250	150.00	3,685	9,117	147.41
UNITED KINGDOM	916	554	-39.52	43,482	14,020	-67.76
GERMANY, FED. REP. OF	2,158	1,255	-41.84	102,500	20,406	-80.09
-LAINNYA	3,440,903	2,174,320	-36.81	5,674,260	3,692,549	-34.92
JAPAN	165,482	90,252	-45.46	458,869	106,820	-76.72
HONG KONG	42,359	269	-99.36	91,224	1,193	-98.69
KOREA, REPUBLIC OF	60,498	20,557	-66.02	60,492	26,548	-56.11
TAIWAN	10,842	25,932	139.18	2,061	120,282	5,736.10
CHINA	41,400	41,000	-0.97	15,228	91,248	499.21
THAILAND	2,468	12,804	418.80	9,014	52,338	480.63
SINGAPORE	760,178	299,813	-60.56	1,048,863	126,736	-87.92
PHILIPPINES	34	0	-100.00	164	0	-100.00
MALAYSIA	414,967	125,781	-69.69	231,487	176,802	-23.62
BRUNEI DARUSSALAM	0	1,254	--	0	191,260	--
NEPAL	81,000	0	-100.00	96,744	0	-100.00
VIET NAM	75,484	341,264	352.10	48,875	263,004	438.12
INDIA	1,045,273	404,046	-61.35	2,709,326	466,657	-82.78
PAKISTAN	83,430	0	-100.00	56,693	0	-100.00
BANGLADESH	49,000	0	-100.00	70,000	0	-100.00
SAUDI ARABIA	130,051	386,062	196.85	331,280	1,021,173	208.25
LEBANON	18,000	0	-100.00	3,906	0	-100.00
YEMEN	30,631	48	-99.84	48,039	1,440	-97.00
SYRIA ARAB REPUBLIC	40,000	40,000	0.00	9,500	5,000	-47.37
UNITED ARAB EMIRATES	114,055	47,056	-58.74	67,711	36,215	-46.52
EGYPT	19,000	49,369	159.84	7,600	19,854	161.24
NIGERIA	0	13,950	--	0	21,330	--
BENIN	12,000	0	-100.00	12	0	-100.00
SOUTH AFRICA	18,025	0	-100.00	4,760	0	-100.00
AUSTRALIA	24,933	66,455	166.53	53,102	212,635	300.43
NEW ZEALAND	980	4,020	310.20	5,076	23,445	361.88
EAST TIMOR	132	0	-100.00	16	0	-100.00
UNITED STATES	50,020	90,802	81.53	105,262	406,689	286.36
CANADA	8,050	0	-100.00	5,034	0	-100.00
BRAZIL	0	5,733	--	0	32,120	--
NETHERLANDS	88,751	64,654	-27.15	88,041	167,337	90.07
FRANCE	7,800	0	-100.00	9,215	0	-100.00
GERMANY, FED. REP. OF	0	37,136	--	0	114,154	--
BELGIUM	41,750	0	-100.00	30,951	0	-100.00

TABEL 5. PERKEMBANGAN EKSPOR INDONESIA MENURUT KOMODITI DAN NEGARA TUJUAN

JENIS BARANG	BERAT BERSIH (KG)		PERUB	NILAI FOB (US \$)		PERUB
	JAN-FEB 2006	JAN-FEB 2007	%	JAN-FEB 2006	JAN-FEB 2007	%
(1)	(2)	(3)	(4)	(5)	(6)	(7)
ITALY	1,930	63	-96.74	2,825	183	-93.52
BULGARIA	2,380	0	-100.00	2,890	0	-100.00
UKRAINE	0	6,000	--	0	8,086	--
TEBAKAU	5,162,585	3,355,055	-35.01	10,090,080	8,023,030	-20.49
JAPAN	0	1,307	--	0	5,748	--
CHINA	0	23,760	--	0	28,512	--
SINGAPORE	156,480	19,800	-87.35	70,419	12,870	-81.72
PHILIPPINES	336	150,919	44,816.37	2,600	259,372	9,875.85
MALAYSIA	71,066	215,521	203.27	29,758	81,827	174.97
VIET NAM	20,000	0	-100.00	14,000	0	-100.00
SRI LANKA	19,698	10,213	-48.15	215,132	112,149	-47.87
EGYPT	154,000	0	-100.00	123,200	0	-100.00
AUSTRALIA	118,800	0	-100.00	154,440	0	-100.00
UNITED STATES	1,474,459	449,696	-69.50	1,253,641	381,284	-69.59
NICARAGUA	27,053	0	-100.00	53,758	0	-100.00
PARAGUAY	0	80,000	--	0	64,000	--
PUERTO RICO	180,000	144,000	-20.00	108,000	342,859	217.46
DOMINICAN REPUBLIC	18,000	0	-100.00	427,253	0	-100.00
NETHERLANDS	292,754	361,407	23.45	443,219	652,550	47.23
FRANCE	297,427	134,640	-54.73	239,198	45,540	-80.96
GERMANY, FED. REP. OF	119,309	336,227	181.81	1,930,437	1,594,728	-17.39
BELGIUM	1,051,870	976,747	-7.14	2,092,275	3,989,595	90.68
DENMARK	0	4,906	--	0	211,273	--
ITALY	0	43,644	--	0	63,283	--
SPAIN	165,318	0	-100.00	2,434,963	0	-100.00
POLAND	19,800	0	-100.00	15,840	0	-100.00
KAZAKHSTAN	19,800	0	-100.00	8,514	0	-100.00
UKRAINE	57,049	59,400	4.12	26,128	37,620	43.98
RUSSIA FEDERATION	899,366	342,868	-61.88	447,305	139,820	-68.74
BIJI COKLAT	83,797,514	54,246,834	-35.26	99,212,640	71,809,224	-27.62
JAPAN	59,000	0	-100.00	116,000	0	-100.00
CHINA	1,984,999	1,849,000	-6.85	2,670,145	2,389,040	-10.53
THAILAND	1,699,992	1,007,000	-40.76	2,271,186	788,895	-65.27
SINGAPORE	5,785,375	4,539,500	-21.53	7,576,036	6,650,545	-12.22
MALAYSIA	41,536,007	27,016,823	-34.96	47,903,390	35,493,690	-25.91
INDIA	100,000	0	-100.00	138,830	0	-100.00
SRI LANKA	45,000	0	-100.00	67,800	0	-100.00
SAUDI ARABIA	0	14,000	--	0	12,600	--
EGYPT	0	30,000	--	0	13,500	--
MAURITIUS	200,000	0	-100.00	262,277	0	-100.00
UNITED STATES	27,663,398	13,108,514	-52.61	32,272,240	17,585,792	-45.51
BRAZIL	4,473,743	0	-100.00	5,427,252	0	-100.00
COLOMBIA	0	5,350,000	--	0	6,896,500	--
NETHERLANDS	100,000	222,500	122.50	182,225	356,300	95.53
FRANCE	0	7	--	0	10	--
GERMANY, FED. REP. OF	100,000	251,990	151.99	247,759	349,643	41.12
BELGIUM	50,000	722,500	1,345.00	77,500	1,155,465	1,390.92
SPAIN	0	135,000	--	0	117,244	--
-IKAN TONGKOL/TUNA	6,773,664	7,898,247	16.60	21,441,008	19,513,347	-8.99
JAPAN	3,782,820	2,393,554	-36.73	15,050,946	9,452,060	-37.20
HONG KONG	33,573	294,346	776.73	56,037	344,418	514.63
KOREA, DEMOCRATIC PEOPLE'S REPL	1,067	0	-100.00	5,335	0	-100.00
KOREA, REPUBLIC OF	2,181	79,785	3,558.18	15,693	357,439	2,177.70
TAIWAN	181,340	385,344	112.50	219,341	337,531	53.88
CHINA	103,003	363,757	253.15	137,358	171,413	24.79
THAILAND	769,741	1,225,578	59.22	580,103	1,304,984	124.96
SINGAPORE	680,085	776,960	14.24	1,997,809	1,953,201	-2.23
PHILIPPINES	0	437,779	--	0	146,936	--
MALAYSIA	24,877	21,850	-12.17	17,413	45,687	162.37
VIET NAM	103,057	405,583	293.55	143,454	658,309	358.90
SAUDI ARABIA	0	500	--	0	6,475	--
KUWAIT	0	27,256	--	0	27,256	--
JORDAN	2,704	0	-100.00	14,096	0	-100.00
LEBANON	902	0	-100.00	3,608	0	-100.00
UNITED ARAB EMIRATES	0	1,922	--	0	11,425	--
EGYPT	0	25,313	--	0	91,125	--
MOROCCO	0	201	--	0	201	--
REUNION	12,000	0	-100.00	55,800	0	-100.00
SENEGAL	0	54,000	--	0	55,720	--
BENIN	0	8,030	--	0	73,200	--
SOUTH AFRICA	0	25,997	--	0	22,098	--
MAURITIUS	10,761	0	-100.00	19,691	0	-100.00
AUSTRALIA	54,404	14,108	-74.07	250,919	75,977	-69.72
UNITED STATES	506,872	731,649	44.35	1,369,800	2,789,237	103.62
CANADA	0	552	--	0	6,248	--

TABEL 5. PERKEMBANGAN EKSPOR INDONESIA MENURUT KOMODITI DAN NEGARA TUJUAN

JENIS BARANG	BERAT BERSIH (KG)		PERUB	NILAI FOB (US \$)		PERUB
	JAN-FEB 2006	JAN-FEB 2007	%	JAN-FEB 2006	JAN-FEB 2007	%
(1)	(2)	(3)	(4)	(5)	(6)	(7)
MEXICO	41,450	60,769	46.61	84,032	494,761	488.78
PANAMA	0	216,000	--	0	200,200	--
TRINIDAD AND TOBAGO	0	185,000	--	0	189,950	--
PUERTO RICO	5,909	0	-100.00	18,416	0	-100.00
UNITED KINGDOM	60,184	12,810	-78.72	61,084	63,109	3.32
NETHERLANDS	242,618	59,326	-75.55	713,175	29,695	-95.84
FRANCE	46,079	0	-100.00	195,232	0	-100.00
GERMANY, FED. REP. OF	48,152	16,015	-66.74	101,614	137,414	35.23
BELGIUM	31,944	16,250	-49.13	153,050	118,765	-22.40
DENMARK	0	10,013	--	0	8,563	--
SPAIN	24,601	0	-100.00	166,981	0	-100.00
POLAND	0	48,000	--	0	339,950	--
RUSSIA FEDERATION	3,340	0	-100.00	10,021	0	-100.00
-UBUR-UBUR	303,459	821,563	170.73	666,312	1,495,593	124.46
JAPAN	123,892	159,046	28.37	403,068	401,151	-0.48
HONG KONG	634	43,945	6,831.39	3,135	113,794	3,529.79
KOREA, REPUBLIC OF	104,934	89,977	-14.25	154,264	149,974	-2.78
TAIWAN	30,242	41,658	37.75	39,725	66,757	68.05
CHINA	0	136,089	--	0	95,333	--
MACAU	0	35	--	0	771	--
THAILAND	0	969	--	0	2,717	--
SINGAPORE	20,110	5,135	-74.47	30,000	14,791	-50.70
PHILIPPINES	0	165	--	0	835	--
MALAYSIA	3,750	6,692	78.45	4,934	19,593	297.10
KUWAIT	0	679	--	0	1,294	--
JORDAN	0	265	--	0	429	--
TURKEY	0	595	--	0	3,341	--
SOUTH AFRICA	0	71	--	0	400	--
NEW ZEALAND	36	463	1,186.11	100	1,171	1,071.00
EAST TIMOR	0	1,190	--	0	3,345	--
UNITED STATES	7,221	135,473	1,776.10	8,548	244,598	2,761.46
CANADA	219	69,788	31,766.67	465	160,282	34,369.25
UNITED KINGDOM	213	15,121	6,999.06	250	24,406	9,662.40
NETHERLANDS	339	19,005	5,506.19	552	61,147	10,977.36
FRANCE	5,275	20,290	284.64	13,758	30,065	118.53
GERMANY, FED. REP. OF	5,457	30,876	465.81	5,645	39,008	591.02
AUSTRIA	0	1,309	--	0	5,545	--
SWITZERLAND	158	3,872	2,350.63	383	6,778	1,669.71
DENMARK	631	213	-66.24	425	376	-11.53
NORWAY	0	30	--	0	238	--
SWEDEN	139	239	71.94	550	597	8.55
FINLAND	0	275	--	0	379	--
ITALY	72	27,671	38,331.94	200	30,625	15,212.50
SPAIN	0	2,884	--	0	1,813	--
PORTUGAL	0	375	--	0	899	--
GREECE	0	459	--	0	1,706	--
HUNGARY	0	850	--	0	1,200	--
POLAND	0	937	--	0	1,400	--
LITHUANIA	0	997	--	0	1,687	--
ESTONIA	0	285	--	0	563	--
CZECH REPUBLIC	137	995	626.28	310	3,378	989.68
RUSSIA FEDERATION	0	2,645	--	0	3,207	--
-KEPITING, KERANG-KERANGAN	6,365,768	10,295,639	61.73	23,399,467	27,344,230	16.86
JAPAN	243,018	264,526	8.85	729,558	826,462	13.28
HONG KONG	286,385	864,015	201.70	797,302	2,147,773	169.38
KOREA, REPUBLIC OF	232,079	355,365	53.12	440,177	500,512	13.71
TAIWAN	218,854	205,587	-6.06	289,080	250,370	-13.39
CHINA	1,353,795	1,995,520	47.40	751,282	947,511	26.12
THAILAND	172,258	1,742,368	911.49	56,915	1,740,087	2,957.34
SINGAPORE	428,511	634,354	48.04	977,492	1,335,916	36.67
PHILIPPINES	384	540	40.63	1,405	2,896	106.12
MALAYSIA	623,978	500,177	-19.84	822,265	587,073	-28.60
MYANMAR (FORM. BURMA)	420	0	-100.00	840	0	-100.00
VIET NAM	143,480	183,530	27.91	254,797	177,583	-30.30
INDIA	100	65,610	65,510.00	1,040	158,072	15,099.23
SAUDI ARABIA	40	0	-100.00	90	0	-100.00
TURKEY	0	23,097	--	0	82,493	--
UNITED ARAB EMIRATES	26	0	-100.00	190	0	-100.00
CYPRUS	10,366	16,035	54.69	19,675	45,761	132.58
SENEGAL	0	78,543	--	0	214,610	--
AUSTRALIA	37,319	86,849	132.72	231,659	207,312	-10.51
UNITED STATES	1,787,375	1,842,137	3.06	15,964,976	14,401,169	-9.80
CANADA	101,545	81,962	-19.29	224,941	238,372	5.97
MEXICO	5,797	26,311	353.87	18,500	82,732	347.20
PANAMA	11,087	19,391	74.90	25,752	64,025	148.62
VENEZUELA	0	196	--	0	72	--

TABEL 5. PERKEMBANGAN EKSPOR INDONESIA MENURUT KOMODITI DAN NEGARA TUJUAN

JENIS BARANG	BERAT BERSIH (KG)		PERUB	NILAI FOB (US \$)		PERUB
	JAN-FEB 2006	JAN-FEB 2007	%	JAN-FEB 2006	JAN-FEB 2007	%
(1)	(2)	(3)	(4)	(5)	(6)	(7)
PUERTO RICO	32,595	80,677	147.51	98,735	314,016	218.04
MARTINIQUE	709	13,074	1,744.01	1,920	54,978	2,763.44
UNITED KINGDOM	34,752	4,271	-87.71	148,580	3,547	-97.61
NETHERLANDS	23,014	36,251	57.52	113,093	248,316	119.57
FRANCE	1,000	63,810	6,281.00	200	171,234	85,517.00
GERMANY, FED. REP. OF	250	0	-100.00	825	0	-100.00
AUSTRIA	100	0	-100.00	300	0	-100.00
BELGIUM	16,222	41,435	155.42	49,031	116,874	138.37
DENMARK	0	1,066	--	0	327	--
NORWAY	90	362	302.22	225	242	7.56
ITALY	367,658	828,256	125.28	815,748	1,835,781	125.04
SPAIN	126,398	85,327	-32.49	295,126	176,198	-40.30
PORTUGAL	106,163	89,259	-15.92	267,748	271,726	1.49
LATVIA	0	1,713	--	0	7,560	--
CROATIA	0	40,025	--	0	123,030	--
RUSSIA FEDERATION	0	24,000	--	0	9,600	--
-BEKICOT	447,102	260,342	-41.77	800,191	444,079	-44.50
JAPAN	0	1,000	--	0	2,500	--
HONG KONG	28,937	11,450	-60.43	56,772	12,648	-77.72
KOREA, REPUBLIC OF	11,000	9,148	-16.84	27,875	25,051	-10.13
TAIWAN	261,688	161,087	-38.44	328,054	180,551	-44.96
CHINA	0	14,935	--	0	44,805	--
THAILAND	162	0	-100.00	324	0	-100.00
SINGAPORE	20,530	43,361	111.21	46,126	167,830	263.85
MALAYSIA	1,934	19,361	901.09	245	10,694	4,264.90
SOUTH AFRICA	15,840	0	-100.00	39,600	0	-100.00
CANADA	15,360	0	-100.00	38,960	0	-100.00
UNITED KINGDOM	468	0	-100.00	922	0	-100.00
FRANCE	71,022	0	-100.00	219,063	0	-100.00
BELGIUM	19,998	0	-100.00	41,900	0	-100.00
SWEDEN	51	0	-100.00	95	0	-100.00
PORTUGAL	13	0	-100.00	33	0	-100.00
HUNGARY	19	0	-100.00	38	0	-100.00
POLAND	68	0	-100.00	146	0	-100.00
LITHUANIA	12	0	-100.00	38	0	-100.00
-IKAN LAINNYA	64,312,629	37,680,427	-41.41	31,600,460	42,033,344	33.01
JAPAN	767,141	1,561,685	103.57	1,898,604	6,773,296	256.75
HONG KONG	1,400,223	2,624,986	87.47	4,611,722	7,118,233	54.35
KOREA, REPUBLIC OF	2,362,359	1,288,495	-45.46	1,924,686	1,710,442	-11.13
TAIWAN	5,796,485	1,073,296	-81.48	4,441,007	1,532,750	-65.49
CHINA	2,219,656	3,155,716	42.17	1,411,562	1,831,292	29.74
MACAU	60	5	-91.67	1,500	750	-50.00
THAILAND	34,478,163	14,900,133	-56.78	3,092,935	4,974,430	60.83
SINGAPORE	9,242,579	5,109,846	-44.71	5,052,426	7,096,203	40.45
PHILIPPINES	1,516,500	43,482	-97.13	455,637	324,795	-28.72
MALAYSIA	3,635,391	4,670,911	28.48	2,549,759	3,390,652	32.98
VIET NAM	473,655	732,508	54.65	763,656	1,178,658	54.34
SRI LANKA	25	16,517	65,968.00	1,600	17,925	1,020.31
IRAN (ISLAMIC REPUBLIC OF)	360	0	-100.00	414	0	-100.00
SAUDI ARABIA	315	475	50.79	5,405	5,682	5.12
KUWAIT	0	1,452	--	0	2,898	--
JORDAN	960	11,153	1,061.77	2,441	16,272	566.61
LEBANON	43,595	23,500	-46.09	30,486	17,620	-42.20
SYRIA ARAB REPUBLIC	1,594	3,419	114.49	10,957	6,483	-40.83
TURKEY	0	22	--	0	74	--
UNITED ARAB EMIRATES	25,446	49,478	94.44	15,936	61,185	283.94
QATAR	0	250	--	0	3,000	--
BAHRAIN	0	50	--	0	150	--
CYPRUS	463	265	-42.76	606	2,238	269.31
EGYPT	0	500	--	0	1,520	--
KENYA	26,500	0	-100.00	7,950	0	-100.00
REUNION	0	24,000	--	0	120,000	--
MOZAMBIQUE	0	29,016	--	0	36,660	--
GHANA	52,000	168,000	223.08	45,000	135,200	200.44
CONGO	0	16,188	--	0	18,175	--
SEYCHELLES	12,506	0	-100.00	7,086	0	-100.00
SAINT HELENA	2,000	0	-100.00	920	0	-100.00
SOUTH AFRICA	149	77,165	51,688.59	1,600	66,720	4,070.00
MAURITIUS	0	34,248	--	0	45,536	--
AUSTRALIA	174,525	642,938	268.39	437,893	789,574	80.31
NEW ZEALAND	791	507	-35.90	3,265	2,080	-36.29
SAMOA	0	51,990	--	0	53,060	--
EAST TIMOR	30	124	313.33	2,350	780	-66.81
UNITED STATES	691,966	626,101	-9.52	2,147,925	2,207,577	2.78
CANADA	13,549	13,158	-2.89	48,791	41,550	-14.84
PANAMA	486,000	62,680	-87.10	405,360	90,500	-77.67

TABEL 5. PERKEMBANGAN EKSPOR INDONESIA MENURUT KOMODITI DAN NEGARA TUJUAN

JENIS BARANG	BERAT BERSIH (KG)		PERUB	NILAI FOB (US \$)		PERUB
	JAN-FEB 2006	JAN-FEB 2007	%	JAN-FEB 2006	JAN-FEB 2007	%
(1)	(2)	(3)	(4)	(5)	(6)	(7)
VENEZUELA	0	309	--	0	175	--
ARGENTINA	0	19,131	--	0	101,862	--
BRAZIL	608	0	-100.00	462	0	-100.00
URUGUAY	0	46,920	--	0	53,020	--
PERU	0	523	--	0	2,792	--
PUERTO RICO	32,491	90,696	179.14	112,409	419,390	273.09
DOMINICAN REPUBLIC	0	59,347	--	0	235,810	--
MARTINIQUE	12,903	0	-100.00	34,904	0	-100.00
UNITED KINGDOM	195,078	82,861	-57.52	375,395	282,028	-24.87
NETHERLANDS	156,791	32,589	-79.22	334,233	67,348	-79.85
FRANCE	20,864	27,011	29.46	90,521	90,443	-0.09
GERMANY, FED. REP. OF	34,003	13,260	-61.00	136,904	64,345	-53.00
AUSTRIA	2,337	2,459	5.22	15,138	13,654	-9.80
BELGIUM	86,195	24,058	-72.09	259,239	137,331	-47.03
SWITZERLAND	1,912	1,617	-15.43	4,978	6,220	24.95
DENMARK	4,132	2,375	-42.52	26,780	9,323	-65.19
NORWAY	631	321	-49.13	5,324	2,312	-56.57
SWEDEN	1,412	3,081	118.20	15,596	22,493	44.22
FINLAND	0	127	--	0	176	--
ITALY	220,151	74,286	-66.26	482,415	280,070	-41.94
SPAIN	53,359	5,553	-89.59	102,434	16,849	-83.55
PORTUGAL	11,029	12,222	10.82	31,249	38,717	23.90
GREECE	700	1,245	77.86	3,465	5,109	47.45
HUNGARY	2,444	2,000	-18.17	4,531	5,536	22.18
POLAND	47,846	5,668	-88.15	167,165	26,999	-83.85
BULGARIA	160	0	-100.00	1,000	0	-100.00
UKRAINE	0	24,622	--	0	34,595	--
LITHUANIA	172	21,242	12,250.00	654	269,099	41,046.64
ESTONIA	0	36,368	--	0	42,425	--
MALTA	327	100	-69.42	1,267	972	-23.28
CZECH REPUBLIC	1,270	3,194	151.50	9,664	21,496	122.43
RUSSIA FEDERATION	828	72,983	8,714.37	5,254	108,795	1,970.71
-BIJI BUNGA	8,494	416	-95.10	621,560	383,214	-38.35
TAIWAN	8,200	0	-100.00	5,740	0	-100.00
SINGAPORE	166	51	-69.28	295,021	134,539	-54.40
AUSTRALIA	0	245	--	0	582	--
UNITED KINGDOM	22	4	-81.82	59,460	8,837	-85.14
NETHERLANDS	104	73	-29.81	251,117	195,584	-22.11
FRANCE	0	36	--	0	18,869	--
DENMARK	2	7	250.00	10,222	24,803	142.64
-BIJI KAPAS	151,254	6,788,986	4,388.47	20,937	1,757,242	8,293.00
JAPAN	0	225,000	--	0	40,125	--
TAIWAN	151,254	0	-100.00	20,937	0	-100.00
MALAYSIA	0	6,563,986	--	0	1,717,117	--
-BIJI LAINNYA	36,765,418	6,903,609	-81.22	6,453,177	3,573,871	-44.62
JAPAN	98,481	295,005	199.56	121,818	372,348	205.66
HONG KONG	44,454	36,008	-19.00	29,805	78,015	161.75
KOREA, REPUBLIC OF	11,261	2,066	-81.65	29,371	6,885	-76.56
TAIWAN	143,340	0	-100.00	40,712	0	-100.00
CHINA	79,250	1,200	-98.49	52,970	840	-98.41
THAILAND	15,130,210	13,691	-99.91	405,762	171,823	-57.65
SINGAPORE	109,841	151,308	37.75	163,802	101,598	-37.98
PHILIPPINES	17,470	57,512	229.20	12,443	27,584	121.68
MALAYSIA	20,029,199	3,620,507	-81.92	4,633,237	1,137,527	-75.45
BRUNEI DARUSSALAM	31,075	0	-100.00	35,373	0	-100.00
VIET NAM	840,849	809,999	-3.67	690,188	577,438	-16.34
MALDIVES	43	0	-100.00	240	0	-100.00
INDIA	130,606	406,870	211.52	82,729	317,648	283.96
PAKISTAN	171	0	-100.00	440	0	-100.00
JORDAN	65,068	0	-100.00	95,465	0	-100.00
UNITED ARAB EMIRATES	10,597	150	-98.58	9,500	1,300	-86.32
MAURITIUS	522	0	-100.00	6,500	0	-100.00
AUSTRALIA	457	0	-100.00	415	0	-100.00
EAST TIMOR	160	0	-100.00	1,500	0	-100.00
UNITED STATES	17,180	14,000	-18.51	25,565	75,400	194.93
NETHERLANDS	3,124	1,495,293	47,764.69	7,315	705,465	9,544.09
GERMANY, FED. REP. OF	2,058	0	-100.00	8,018	0	-100.00
ITALY	1	0	-100.00	7	0	-100.00
SPAIN	1	0	-100.00	2	0	-100.00
BULU BEBEK	50,331	55,487	10.24	47,491	47,470	-0.04
KOREA, REPUBLIC OF	0	65	--	0	1,349	--
TAIWAN	50,154	55,000	9.66	46,535	35,200	-24.36
VIET NAM	0	422	--	0	10,921	--
GUAM	28	0	-100.00	85	0	-100.00

TABEL 5. PERKEMBANGAN EKSPOR INDONESIA MENURUT KOMODITI DAN NEGARA TUJUAN

JENIS BARANG	BERAT BERSIH (KG)		PERUB	NILAI FOB (US \$)		PERUB
	JAN-FEB 2006	JAN-FEB 2007	%	JAN-FEB 2006	JAN-FEB 2007	%
(1)	(2)	(3)	(4)	(5)	(6)	(7)
SPAIN	149	0	-100.00	871	0	-100.00
DAMAR DAN GETAH DAMAR	3,943,317	4,833,877	22.58	2,192,210	3,674,457	67.61
JAPAN	166,800	92,667	-44.44	90,763	78,747	-13.24
KOREA, REPUBLIC OF	191,999	399,600	108.13	104,026	298,248	186.71
TAIWAN	230,121	96,000	-58.28	124,996	72,576	-41.94
CHINA	0	19,200	--	0	13,920	--
THAILAND	96,800	328,810	239.68	56,882	261,942	360.50
PHILIPPINES	19,200	0	-100.00	10,368	0	-100.00
MALAYSIA	53,400	57,600	7.87	49,230	41,760	-15.17
INDIA	726,600	1,612,800	121.97	420,793	1,186,560	181.98
PAKISTAN	576,800	0	-100.00	314,460	0	-100.00
BANGLADESH	76,800	57,600	-25.00	41,472	44,928	8.33
TURKEY	76,800	57,600	-25.00	42,624	42,816	0.45
COLOMBIA	115,200	115,200	0.00	63,072	87,552	38.81
ECUADOR	19,200	0	-100.00	10,656	0	-100.00
NETHERLANDS	614,398	230,400	-62.50	333,504	179,712	-46.11
GERMANY, FED. REP. OF	211,200	691,200	227.27	114,048	536,832	370.71
BELGIUM	172,800	192,000	11.11	93,312	150,720	61.52
ITALY	230,399	729,600	216.67	125,012	561,600	349.24
SPAIN	19,200	134,400	600.00	10,368	97,920	844.44
PORTUGAL	96,000	0	-100.00	51,840	0	-100.00
POLAND	249,600	0	-100.00	134,784	0	-100.00
UKRAINE	0	19,200	--	0	18,624	--
KOPAL DAN LAIN-LAIN	4,023,955	5,143,995	27.83	2,996,683	3,694,505	23.29
JAPAN	433,211	44,000	-89.84	472,587	48,855	-89.66
HONG KONG	27,346	16,000	-41.49	190,452	14,550	-92.36
KOREA, REPUBLIC OF	14,000	10,000	-28.57	16,410	11,880	-27.61
TAIWAN	81,981	22,598	-72.44	37,337	19,800	-46.97
CHINA	73,448	110,500	50.45	56,659	96,645	70.57
THAILAND	27,615	56,508	104.63	21,407	54,474	154.47
SINGAPORE	339,054	396,641	16.98	296,309	402,951	35.99
PHILIPPINES	19,200	19,000	-1.04	21,430	12,541	-41.48
MALAYSIA	71,996	68,115	-5.39	72,522	53,029	-26.88
VIET NAM	45,000	0	-100.00	34,600	0	-100.00
INDIA	1,734,913	2,701,711	55.73	1,148,998	1,698,101	47.79
PAKISTAN	189,765	140,300	-26.07	95,147	91,803	-3.51
BANGLADESH	388,380	320,600	-17.45	75,916	89,395	17.76
SRI LANKA	69,599	59,400	-14.65	23,140	20,930	-9.55
IRAN (ISLAMIC REPUBLIC OF)	38,400	19,200	-50.00	35,770	14,976	-58.13
SAUDI ARABIA	44,000	40,000	-9.09	28,665	19,075	-33.46
SYRIA ARAB REPUBLIC	14,500	0	-100.00	12,275	0	-100.00
TURKEY	0	19,200	--	0	13,824	--
UNITED ARAB EMIRATES	106,193	138,150	30.09	50,725	69,017	36.06
TUNISIA	0	40,500	--	0	16,638	--
ALGERIA	20,800	0	-100.00	8,980	0	-100.00
NIGERIA	18,000	0	-100.00	15,300	0	-100.00
BENIN	20,800	0	-100.00	8,980	0	-100.00
UNITED STATES	35,000	34,825	-0.50	45,695	33,734	-26.18
CANADA	21,880	68	-99.69	6,000	1,385	-76.92
MEXICO	0	60,000	--	0	46,800	--
BRAZIL	100	0	-100.00	1,600	0	-100.00
COLOMBIA	0	57,600	--	0	44,928	--
UNITED KINGDOM	13,724	14,000	2.01	13,737	96,656	603.62
FRANCE	31,875	47,875	50.20	30,081	54,413	80.89
GERMANY, FED. REP. OF	111,175	360,000	223.81	77,161	258,550	235.08
ITALY	20,000	251,204	1,156.02	82,000	338,131	312.35
SPAIN	12,000	0	-100.00	16,800	0	-100.00
POLAND	0	96,000	--	0	71,424	--
SAYUR-SAYURAN	11,610,799	10,086,925	-13.12	4,211,552	4,522,206	7.38
JAPAN	666,867	797,107	19.53	713,055	727,342	2.00
HONG KONG	2,985	21,612	624.02	8,700	37,475	330.75
KOREA, REPUBLIC OF	186	8,922	4,696.77	9,014	24,144	167.85
TAIWAN	106,232	882,800	731.01	26,481	385,760	1,356.74
THAILAND	33,755	58,671	73.81	15,452	26,300	70.20
SINGAPORE	4,262,145	2,577,009	-39.54	1,258,067	881,291	-29.95
PHILIPPINES	807,100	2,086,665	158.54	275,908	1,000,230	262.52
MALAYSIA	4,868,035	3,270,189	-32.82	1,397,839	980,032	-29.89
BRUNEI DARUSSALAM	7,623	11,143	46.18	23,037	22,167	-3.78
INDIA	239,741	226,873	-5.37	112,002	157,579	40.69
PAKISTAN	310,215	0	-100.00	122,450	0	-100.00
SRI LANKA	0	218	--	0	1,089	--
SAUDI ARABIA	23,320	36,768	57.67	20,901	39,325	88.15
KUWAIT	1,569	0	-100.00	2,134	0	-100.00
UNITED ARAB EMIRATES	23,000	12,012	-47.77	1,025	16,658	1,525.17
QATAR	0	13,192	--	0	18,027	--

TABEL 5. PERKEMBANGAN EKSPOR INDONESIA MENURUT KOMODITI DAN NEGARA TUJUAN

JENIS BARANG	BERAT BERSIH (KG)		PERUB	NILAI FOB (US \$)		PERUB
	JAN-FEB 2006	JAN-FEB 2007	%	JAN-FEB 2006	JAN-FEB 2007	%
(1)	(2)	(3)	(4)	(5)	(6)	(7)
AUSTRALIA	1,397	1,428	2.22	2,522	3,618	43.46
CHRISTMAS ISLANDS	1,329	0	-100.00	2,730	0	-100.00
EAST TIMOR	5,942	0	-100.00	729	0	-100.00
UNITED STATES	110,402	33,458	-69.69	118,460	47,824	-59.63
NETHERLANDS	138,806	13,979	-89.93	100,141	25,221	-74.81
FRANCE	0	1,610	--	0	424	--
GERMANY, FED. REP. OF	150	0	-100.00	905	0	-100.00
BELGIUM	0	33,219	--	0	127,650	--
DENMARK	0	50	--	0	50	--
BUAH-BUAHAN	30,076,539	36,397,097	21.01	14,159,037	20,717,347	46.32
JAPAN	4,095	30,691	649.47	4,522	26,170	478.73
HONG KONG	581,579	1,611,395	177.07	423,618	807,149	90.54
KOREA, REPUBLIC OF	3,059	114,572	3,645.41	6,704	103,251	1,440.14
TAIWAN	27,125	0	-100.00	9,450	0	-100.00
CHINA	1,364,796	2,064,231	51.25	840,314	1,006,074	19.73
THAILAND	38,984	0	-100.00	27,429	0	-100.00
SINGAPORE	932,094	774,761	-16.88	325,665	544,521	67.20
PHILIPPINES	77,897	5,000	-93.58	5,920	5,720	-3.38
MALAYSIA	453,541	1,187,002	161.72	156,453	484,500	209.68
BRUNEI DARUSSALAM	972	3,061	214.92	2,949	6,916	134.52
NEPAL	1,573,356	839,990	-46.61	624,490	257,010	-58.84
VIET NAM	28,000	282,088	907.46	22,150	181,964	721.51
INDIA	14,740,258	19,019,631	29.03	6,591,028	10,205,194	54.83
PAKISTAN	7,529,485	9,629,320	27.89	3,801,947	6,492,507	70.77
BANGLADESH	1,276,923	437,370	-65.75	619,543	204,456	-67.00
SRI LANKA	18,005	0	-100.00	6,383	0	-100.00
IRAN (ISLAMIC REPUBLIC OF)	948,090	0	-100.00	302,657	0	-100.00
SAUDI ARABIA	126,815	100,408	-20.82	84,021	58,302	-30.61
KUWAIT	8,621	4,827	-44.01	11,576	6,096	-47.34
UNITED ARAB EMIRATES	285,380	232,142	-18.66	222,567	186,412	-16.24
QATAR	5,804	1,980	-65.89	4,526	2,157	-52.34
BAHRAIN	0	3,293	--	0	2,471	--
AUSTRALIA	254	0	-100.00	152	0	-100.00
COOK ISLANDS	179	0	-100.00	353	0	-100.00
UNITED STATES	24,071	26,808	11.37	18,265	109,017	496.86
SURINAME	0	65	--	0	591	--
NETHERLANDS	15,417	11,391	-26.11	23,782	10,789	-54.63
FRANCE	11,167	12,051	7.92	20,917	13,570	-35.12
GERMANY, FED. REP. OF	0	5,020	--	0	2,510	--
SPAIN	572	0	-100.00	1,656	0	-100.00
KULIT KERANG DAN LAIN-LAIN	946,450	1,194,452	26.20	481,982	459,656	-4.63
JAPAN	117,560	44,098	-62.49	68,753	17,992	-73.83
HONG KONG	16,875	30,518	80.85	5,013	7,811	55.81
KOREA, REPUBLIC OF	4,490	34,285	663.59	34,095	51,207	50.19
TAIWAN	102	0	-100.00	523	0	-100.00
CHINA	663,782	938,848	41.44	223,320	234,252	4.90
THAILAND	26,834	0	-100.00	73,927	0	-100.00
SINGAPORE	8,788	8,905	1.33	15,237	78,523	415.34
PHILIPPINES	0	10,395	--	0	1,039	--
MALAYSIA	46	0	-100.00	646	0	-100.00
VIET NAM	88,020	83,050	-5.65	44,010	47,500	7.93
INDIA	12,877	4,905	-61.91	1,788	2,462	37.70
TURKEY	1,335	0	-100.00	4,245	0	-100.00
CONGO	1	0	-100.00	39	0	-100.00
SOUTH AFRICA	297	0	-100.00	594	0	-100.00
AUSTRALIA	11	1,119	10,072.73	111	677	509.91
UNITED STATES	36	3,918	10,783.33	82	4,863	5,830.49
CANADA	361	0	-100.00	1,290	0	-100.00
BRAZIL	120	0	-100.00	189	0	-100.00
UNITED KINGDOM	0	1,161	--	0	2,401	--
NETHERLANDS	0	311	--	0	132	--
IRELAND	8	0	-100.00	51	0	-100.00
ITALY	4,675	32,726	600.02	6,360	10,613	66.87
SPAIN	212	213	0.47	1,443	184	-87.25
GREECE	20	0	-100.00	266	0	-100.00
TANAMAN OBAT	737,917	1,505,416	104.01	803,358	1,197,444	49.05
JAPAN	14,102	19,587	38.90	73,648	91,730	24.55
HONG KONG	18,268	135,365	641.00	20,067	22,192	10.59
KOREA, REPUBLIC OF	12,068	9,990	-17.22	17,365	4,995	-71.24
TAIWAN	211,781	168,553	-20.41	72,787	138,144	89.79
CHINA	0	96	--	0	51	--
SINGAPORE	260,273	489,918	88.23	308,797	384,800	24.61
MALAYSIA	4,347	10,338	137.82	2,549	6,097	139.19
INDIA	41,115	40,499	-1.50	78,123	95,780	22.60
PAKISTAN	0	13,000	--	0	5,200	--

TABEL 5. PERKEMBANGAN EKSPOR INDONESIA MENURUT KOMODITI DAN NEGARA TUJUAN

JENIS BARANG	BERAT BERSIH (KG)		PERUB	NILAI FOB (US \$)		PERUB
	JAN-FEB 2006	JAN-FEB 2007	%	JAN-FEB 2006	JAN-FEB 2007	%
(1)	(2)	(3)	(4)	(5)	(6)	(7)
SAUDI ARABIA	106,658	67,002	-37.18	107,141	183,987	71.72
UNITED ARAB EMIRATES	601	416,760	69,244.43	3,418	110,415	3,130.40
EGYPT	0	19,000	--	0	9,600	--
MOROCCO	0	2,176	--	0	5,550	--
SUDAN	19,000	15,000	-21.05	2,400	1,950	-18.75
GHANA	0	16,240	--	0	16,240	--
BENIN	0	34,000	--	0	6,800	--
NEW CALEDONIA	47	0	-100.00	120	0	-100.00
UNITED STATES	120	175	45.83	960	350	-63.54
CANADA	100	100	0.00	150	200	33.33
FRANCE	2,438	1,120	-54.06	68,269	29,824	-56.31
GERMANY, FED. REP. OF	27,999	25,433	-9.16	43,764	46,770	6.87
SWEDEN	19,000	0	-100.00	3,800	0	-100.00
ITALY	0	14,064	--	0	21,140	--
SPAIN	0	7,000	--	0	15,629	--
-GANGGANG LAUT	10,343,692	14,508,103	40.26	5,230,376	7,929,449	51.60
JAPAN	55,123	89,779	62.87	457,545	494,778	8.14
HONG KONG	2,331,696	1,686,479	-27.67	541,058	536,335	-0.87
KOREA, REPUBLIC OF	827,791	1,023,123	23.60	447,430	603,496	34.88
TAIWAN	32,050	77,801	142.75	7,377	28,101	280.93
CHINA	2,552,823	4,707,856	84.42	673,472	2,236,054	232.02
THAILAND	26,000	113,073	334.90	17,420	65,815	277.81
SINGAPORE	15,046	14,082	-6.41	21,146	181,757	759.53
PHILIPPINES	785,872	1,508,206	91.91	295,724	895,421	202.79
MALAYSIA	46,047	219,350	376.36	54,935	387,423	605.24
VIET NAM	163,800	1,326,263	709.68	36,728	404,646	1,001.74
UNITED ARAB EMIRATES	137	0	-100.00	328	0	-100.00
MOROCCO	0	104,000	--	0	31,200	--
TUNISIA	141,150	189,998	34.61	82,050	73,200	-10.79
AUSTRALIA	84,000	62,000	-26.19	221,550	94,000	-57.57
UNITED STATES	1,037,612	1,119,593	7.90	783,858	727,085	-7.24
CANADA	147,000	0	-100.00	82,075	0	-100.00
PANAMA	14,000	0	-100.00	9,100	0	-100.00
CHILE	0	246,500	--	0	92,655	--
ARGENTINA	125,000	21,000	-83.20	43,750	14,280	-67.36
BRAZIL	300,000	200,000	-33.33	168,350	100,000	-40.60
DOMINICAN REPUBLIC	0	20,000	--	0	10,000	--
UNITED KINGDOM	117,600	103,500	-11.99	288,540	170,700	-40.84
NETHERLANDS	20,000	0	-100.00	74,000	0	-100.00
FRANCE	72,000	654,000	808.33	46,800	234,000	400.00
GERMANY, FED. REP. OF	104,000	84,000	-19.23	240,900	172,200	-28.52
BELGIUM	41,000	21,000	-48.78	43,650	13,650	-68.73
DENMARK	148,600	656,500	341.79	62,520	277,953	344.58
SPAIN	1,071,345	260,000	-75.73	466,440	84,700	-81.84
PORTUGAL	63,000	0	-100.00	630	0	-100.00
LITHUANIA	21,000	0	-100.00	63,000	0	-100.00
-LAINNYA	1,227,075	852,332	-30.54	600,452	829,707	38.18
JAPAN	14,008	96	-99.31	4,805	93	-98.06
HONG KONG	0	675	--	0	1,926	--
KOREA, REPUBLIC OF	4,862	650	-86.63	7,214	825	-88.56
TAIWAN	811,581	287,857	-64.53	332,694	109,497	-67.09
CHINA	0	229,653	--	0	19,635	--
THAILAND	3,896	0	-100.00	1,238	0	-100.00
SINGAPORE	10,444	260,176	2,391.15	811	542,598	66,804.81
MALAYSIA	69,784	12,346	-82.31	25,716	5,829	-77.33
SAUDI ARABIA	65,649	0	-100.00	18,008	0	-100.00
OMAN	250	0	-100.00	606	0	-100.00
TURKEY	4,950	0	-100.00	1,672	0	-100.00
BAHRAIN	30,000	0	-100.00	2,421	0	-100.00
MAURITIUS	12,058	0	-100.00	1,865	0	-100.00
AUSTRALIA	56,339	20,022	-64.46	54,559	16,670	-69.45
NEW ZEALAND	75	0	-100.00	82	0	-100.00
GUAM	413	0	-100.00	1,950	0	-100.00
MARSHALL ISLANDS	338	0	-100.00	23	0	-100.00
UNITED STATES	26,656	18,168	-31.84	69,999	51,970	-25.76
CANADA	5,169	2,957	-42.79	6,729	9,454	40.50
ARGENTINA	0	19	--	0	24	--
COSTA RICA	22	0	-100.00	15	0	-100.00
UNITED KINGDOM	3,487	10,271	194.55	3,950	37,527	850.05
NETHERLANDS	726	4,000	450.96	1,130	4,885	332.30
FRANCE	477	4	-99.16	302	12	-96.03
GERMANY, FED. REP. OF	2,500	504	-79.84	3,102	2,155	-30.53
BELGIUM	42,845	0	-100.00	3,738	0	-100.00
DENMARK	858	0	-100.00	450	0	-100.00
FINLAND	300	0	-100.00	168	0	-100.00
ITALY	9,074	1,647	-81.85	16,169	12,870	-20.40

TABEL 5. PERKEMBANGAN EKSPOR INDONESIA MENURUT KOMODITI DAN NEGARA TUJUAN

JENIS BARANG	BERAT BERSIH (KG)		PERUB	NILAI FOB (US \$)		PERUB
	JAN-FEB 2006	JAN-FEB 2007	%	JAN-FEB 2006	JAN-FEB 2007	%
(1)	(2)	(3)	(4)	(5)	(6)	(7)
SPAIN	448	2,634	487.95	777	12,396	1,495.37
GREECE	48,798	0	-100.00	38,644	0	-100.00
POLAND	380	0	-100.00	300	0	-100.00
ROMANIA	0	653	--	0	1,341	--
CROATIA	33	0	-100.00	507	0	-100.00
CZECH REPUBLIC	655	0	-100.00	808	0	-100.00
-MUTIARA	268	270	0.75	1,954,438	1,707,208	-12.65
JAPAN	134	96	-28.36	658,478	841,051	27.73
HONG KONG	11	9	-18.18	48,354	101,159	109.21
KOREA, REPUBLIC OF	3	0	-100.00	44,373	0	-100.00
THAILAND	0	5	--	0	4,417	--
SINGAPORE	44	13	-70.45	22,037	32,173	46.00
AUSTRALIA	76	147	93.42	1,181,196	728,408	-38.33
-LAINNYA	27,080,276	29,204,361	7.84	12,714,270	23,223,345	82.66
JAPAN	1,803,776	1,407,662	-21.96	1,808,672	1,469,532	-18.75
HONG KONG	576,615	737,633	27.92	510,395	516,983	1.29
KOREA, REPUBLIC OF	1,525,295	497,705	-67.37	603,613	340,298	-43.62
TAIWAN	333,073	676,997	103.26	178,310	434,143	143.48
CHINA	670,921	546,372	-18.56	234,942	320,841	36.56
THAILAND	67,715	3,451,519	4,997.13	119,010	213,059	79.03
SINGAPORE	2,333,034	10,430,369	347.07	1,867,026	10,319,724	452.74
PHILIPPINES	2,431,663	145,500	-94.02	263,182	363,819	38.24
MALAYSIA	11,231,643	3,941,219	-64.91	2,599,508	2,944,976	13.29
MYANMAR (FORM. BURMA)	0	36,000	--	0	22,398	--
BRUNEI DARUSSALAM	48	0	-100.00	100	0	-100.00
NEPAL	50,000	0	-100.00	72,771	0	-100.00
VIET NAM	508,038	369,375	-27.29	104,600	277,302	165.11
MALDIVES	20,005	10,000	-50.01	14,435	4,321	-70.07
INDIA	1,089,298	1,455,208	33.59	1,000,011	2,030,987	103.10
PAKISTAN	3,030,406	3,306,521	9.11	480,476	505,249	5.16
BANGLADESH	60,000	90,500	50.83	40,900	79,755	95.00
SRI LANKA	0	207,545	--	0	289,670	--
IRAQ	0	63,360	--	0	21,600	--
IRAN (ISLAMIC REPUBLIC OF)	136	0	-100.00	201	0	-100.00
SAUDI ARABIA	758	29,700	3,818.21	2,990	10,125	238.63
KUWAIT	24,792	17,522	-29.32	12,883	7,690	-40.31
JORDAN	8,625	0	-100.00	4,140	0	-100.00
YEMEN	0	32	--	0	1,597	--
OMAN	0	10,000	--	0	5,350	--
TURKEY	615	782	27.15	1,488	1,053	-29.23
UNITED ARAB EMIRATES	1,925	324	-83.17	4,714	1,490	-68.39
MOROCCO	7,575	0	-100.00	7,575	0	-100.00
TANZANIA, UNITED REPUBLIC OF	0	36,000	--	0	23,652	--
REUNION	0	206	--	0	333	--
MOZAMBIQUE	0	36,000	--	0	21,240	--
GHANA	0	38,000	--	0	22,040	--
LIBERIA	0	72,000	--	0	42,713	--
GUINEA	0	105,000	--	0	64,050	--
NIGERIA	0	5,907	--	0	18,675	--
SENEGAL	0	13	--	0	442	--
SOUTH AFRICA	2,319	133,089	5,639.07	4,432	69,972	1,478.79
MAURITIUS	193	0	-100.00	1,161	0	-100.00
AUSTRALIA	21,377	12,807	-40.09	78,061	73,038	-6.43
NEW ZEALAND	179	17,136	9,473.18	286	10,985	3,740.91
GUAM	25	0	-100.00	76	0	-100.00
NEW CALEDONIA	0	26	--	0	147	--
SAMOA	0	105	--	0	320	--
EAST TIMOR	1,110	1,805	62.61	1,808	2,782	53.87
UNITED STATES	713,443	133,103	-81.34	1,004,727	282,731	-71.86
CANADA	17,070	8,168	-52.15	98,450	84,524	-14.15
MEXICO	0	60	--	0	1,149	--
SURINAME	0	58	--	0	524	--
ARGENTINA	186	555	198.39	350	797	127.71
BRAZIL	827	0	-100.00	793	0	-100.00
COLOMBIA	0	2,000	--	0	10,000	--
PERU	0	31	--	0	168	--
DOMINICAN REPUBLIC	4	0	-100.00	24	0	-100.00
COSTA RICA	0	18,000	--	0	12,016	--
GRENADA	0	1,000	--	0	150	--
MARTINIQUE	1	0	-100.00	3	0	-100.00
NETHERLANDS ANTILLES	11,374	0	-100.00	3,970	0	-100.00
UNITED KINGDOM	38,610	4,282	-88.91	77,129	15,581	-79.80
NETHERLANDS	107,270	147,096	37.13	527,485	503,706	-4.51
FRANCE	41,080	22,159	-46.06	37,188	20,048	-46.09
GERMANY, FED. REP. OF	127,029	122,197	-3.80	114,603	147,574	28.77
AUSTRIA	418	340	-18.66	417	1,857	345.32

TABEL 5. PERKEMBANGAN EKSPOR INDONESIA MENURUT KOMODITI DAN NEGARA TUJUAN

JENIS BARANG	BERAT BERSIH (KG)		PERUB	NILAI FOB (US \$)		PERUB
	JAN-FEB 2006	JAN-FEB 2007	%	JAN-FEB 2006	JAN-FEB 2007	%
(1)	(2)	(3)	(4)	(5)	(6)	(7)
BELGIUM	7,350	160	-97.82	536	433	-19.22
SWITZERLAND	919	0	-100.00	7,040	0	-100.00
DENMARK	110,731	139,246	25.75	547,678	698,938	27.62
NORWAY	486	0	-100.00	3,100	0	-100.00
SWEDEN	2,587	1,092	-57.79	5,341	1,339	-74.93
FINLAND	1,238	1,003	-18.98	10,233	13,591	32.82
ITALY	56,053	88,436	57.77	185,240	179,760	-2.96
SPAIN	8,155	81,552	900.02	12,615	385,389	2,955.01
PORTUGAL	725	18,986	2,518.76	1,157	12,735	1,000.69
GREECE	8,128	330	-95.94	6,154	5,189	-15.68
HUNGARY	1,570	30	-98.09	1,800	1,073	-40.39
POLAND	3,367	310	-90.79	29,604	308	-98.96
BULGARIA	0	7,713	--	0	3,070	--
LITHUANIA	1,514	292	-80.71	4,415	170	-96.15
LATVIA	0	12,822	--	0	9,423	--
ESTONIA	15,995	482,225	2,914.85	11,084	282,445	2,448.22
MALTA	36	0	-100.00	147	0	-100.00
SLOVENIA	0	18,000	--	0	11,700	--
CZECH REPUBLIC	712	1,269	78.23	3,943	3,813	-3.30
RUSSIA FEDERATION	2,239	1,907	-14.83	1,278	793	-37.95
-KAYU LAPIS	311,246,916	252,597,458	-18.84	202,456,344	233,259,411	15.21
JAPAN	124,606,972	114,584,071	-8.04	87,365,579	114,974,426	31.60
HONG KONG	4,235,480	2,868,201	-32.28	2,257,476	2,346,442	3.94
KOREA, REPUBLIC OF	18,231,379	22,420,467	22.98	10,924,400	16,828,414	54.04
TAIWAN	16,985,821	10,923,266	-35.69	7,987,846	7,025,718	-12.04
CHINA	29,213,518	12,137,249	-58.45	13,999,787	7,542,599	-46.12
THAILAND	186,644	107,800	-42.24	109,345	126,087	15.31
SINGAPORE	4,280,178	2,272,118	-46.92	2,725,258	1,592,435	-41.57
PHILIPPINES	0	176,913	--	0	126,993	--
MALAYSIA	183,230	3,404,025	1,757.79	120,209	2,761,823	2,197.52
VIET NAM	16,838	37,512	122.78	9,032	44,754	395.50
INDIA	221,244	0	-100.00	150,552	0	-100.00
IRAN (ISLAMIC REPUBLIC OF)	319,237	0	-100.00	220,865	0	-100.00
SAUDI ARABIA	15,785,322	8,413,612	-46.70	11,186,762	7,378,894	-34.04
KUWAIT	1,909,461	2,235,214	17.06	1,341,077	2,228,745	66.19
JORDAN	6,038,439	2,552,177	-57.73	4,028,643	2,080,251	-48.36
LEBANON	1,022,208	0	-100.00	723,763	0	-100.00
YEMEN	2,768,041	0	-100.00	1,355,280	0	-100.00
OMAN	80,296	0	-100.00	83,379	0	-100.00
SYRIA ARAB REPUBLIC	0	531,659	--	0	368,163	--
TURKEY	3,018,653	2,798,775	-7.28	1,635,913	1,823,279	11.45
UNITED ARAB EMIRATES	8,244,892	17,511,922	112.40	4,895,588	15,169,242	209.86
QATAR	1,265,006	1,414,183	11.79	672,922	1,352,241	100.95
BAHRAIN	282,242	704,755	149.70	133,166	550,017	313.03
EGYPT	2,144,276	396,749	-81.50	1,093,069	343,935	-68.53
LIBYAN ARAB JAMAHIRIYA	390,677	0	-100.00	177,222	0	-100.00
ALGERIA	2,873,702	3,341,657	16.28	1,748,629	2,725,848	55.88
SOUTH AFRICA	45,096	0	-100.00	25,542	0	-100.00
MAURITIUS	24,479	0	-100.00	17,865	0	-100.00
AUSTRALIA	4,391,640	4,045,663	-7.88	3,694,220	5,197,379	40.69
NEW ZEALAND	20,080	150,895	651.47	29,024	158,345	445.57
UNITED STATES	38,125,260	23,871,207	-37.39	26,993,357	23,850,824	-11.64
CANADA	1,339,994	949,586	-29.14	894,359	943,515	5.50
MEXICO	1,924,061	589,060	-69.38	1,065,263	564,825	-46.98
NICARAGUA	0	66,707	--	0	88,917	--
BRAZIL	162,608	0	-100.00	105,383	0	-100.00
TRINIDAD AND TOBAGO	50,680	0	-100.00	38,938	0	-100.00
JAMAICA	75,544	24,939	-66.99	57,895	25,050	-56.73
PUERTO RICO	74,147	24,305	-67.22	67,748	29,755	-56.08
UNITED KINGDOM	5,552,287	2,970,209	-46.50	3,410,853	3,072,689	-9.91
NETHERLANDS	4,241,193	1,402,259	-66.94	3,299,141	1,771,945	-46.29
FRANCE	487,527	282,572	-42.04	358,325	298,380	-16.73
GERMANY, FED. REP. OF	3,157,291	5,021,183	59.03	2,446,557	5,514,062	125.38
BELGIUM	4,871,825	3,710,010	-23.85	3,351,672	3,521,514	5.07
DENMARK	0	11,145	--	0	17,729	--
NORWAY	150,068	56,890	-62.09	103,917	81,518	-21.55
SWEDEN	0	29,949	--	0	39,969	--
ITALY	2,236,978	510,936	-77.16	1,535,625	643,122	-58.12
GREECE	0	21,816	--	0	23,199	--
UKRAINE	0	25,802	--	0	26,368	--
LATVIA	12,402	0	-100.00	14,898	0	-100.00
-KAYU GERGAJIAN	61,693,789	66,599,006	7.95	46,548,166	66,828,997	43.57
JAPAN	11,983,566	17,321,602	44.54	11,751,682	20,269,527	72.48
HONG KONG	339,056	161,240	-52.44	92,306	133,412	44.53
KOREA, REPUBLIC OF	7,664,719	6,640,852	-13.36	5,644,337	5,306,434	-5.99
TAIWAN	16,254,423	10,999,560	-32.33	7,639,946	6,476,831	-15.22

TABEL 5. PERKEMBANGAN EKSPOR INDONESIA MENURUT KOMODITI DAN NEGARA TUJUAN

JENIS BARANG	BERAT BERSIH (KG)		PERUB	NILAI FOB (US \$)		PERUB
	JAN-FEB 2006	JAN-FEB 2007	%	JAN-FEB 2006	JAN-FEB 2007	%
(1)	(2)	(3)	(4)	(5)	(6)	(7)
CHINA	5,316,220	7,071,706	33.02	2,029,868	3,362,927	65.67
THAILAND	30,514	24,476	-19.79	44,297	41,912	-5.38
SINGAPORE	700,909	762,581	8.80	574,196	657,815	14.56
PHILIPPINES	8,504	0	-100.00	8,168	0	-100.00
MALAYSIA	2,898,285	1,440,877	-50.29	1,512,301	1,004,864	-33.55
VIET NAM	448,330	3,037,616	577.54	137,885	1,362,282	887.98
INDIA	0	8,680	--	0	15,592	--
SAUDI ARABIA	153,222	415,800	171.37	118,415	344,320	190.77
KUWAIT	0	518,142	--	0	464,928	--
JORDAN	290,381	0	-100.00	224,930	0	-100.00
LEBANON	305,444	0	-100.00	237,341	0	-100.00
UNITED ARAB EMIRATES	0	81,448	--	0	82,181	--
QATAR	0	62,370	--	0	51,648	--
BAHRAIN	129,953	0	-100.00	71,934	0	-100.00
EGYPT	1,068,290	183,037	-82.87	610,468	141,029	-76.90
LIBYAN ARAB JAMAHIRIYA	3,009	0	-100.00	18,393	0	-100.00
REUNION	0	9,537	--	0	13,003	--
SOUTH AFRICA	95,441	518,093	442.84	87,784	544,840	520.66
MAURITIUS	0	17,564	--	0	9,267	--
AUSTRALIA	169,542	905,457	434.06	119,727	989,693	726.62
NEW ZEALAND	0	77,342	--	0	43,704	--
UNITED STATES	406,234	1,190,631	193.09	376,224	1,254,666	233.49
CANADA	94,911	95,531	0.65	98,355	101,716	3.42
GUATEMALA	57,635	0	-100.00	28,413	0	-100.00
TRINIDAD AND TOBAGO	0	307,014	--	0	131,172	--
NETHERLANDS ANTILLES	22,028	0	-100.00	47,015	0	-100.00
GUADELOUPE	9,273	0	-100.00	15,078	0	-100.00
UNITED KINGDOM	64,521	514,589	697.55	121,276	1,107,699	813.37
NETHERLANDS	2,495,521	4,383,601	75.66	3,000,727	6,346,007	111.48
FRANCE	157,262	473,581	201.14	197,984	740,816	274.18
GERMANY, FED. REP. OF	6,188,144	5,726,670	-7.46	7,186,473	9,727,216	35.35
BELGIUM	753,602	666,904	-11.50	859,307	1,006,631	17.14
DENMARK	85,190	95,788	12.44	113,763	206,964	81.93
NORWAY	0	15,439	--	0	28,559	--
SWEDEN	0	20,557	--	0	48,112	--
FINLAND	0	44,051	--	0	52,084	--
ITALY	2,495,114	1,968,172	-21.12	2,140,513	3,353,452	56.67
SPAIN	15,540	96,691	522.21	18,315	115,833	532.45
GREECE	94,205	151,237	60.54	119,216	273,577	129.48
POLAND	856,459	551,809	-35.57	1,282,134	944,571	-26.33
ROMANIA	0	17,571	--	0	42,016	--
AZERBAIJAN	0	2,190	--	0	3,113	--
UKRAINE	15,742	0	-100.00	8,631	0	-100.00
SLOVENIA	0	19,000	--	0	28,584	--
RUSSIA FEDERATION	22,600	0	-100.00	10,764	0	-100.00
-KAYU OLAHAN LAIN	339,800,719	340,954,427	0.34	234,469,901	240,842,182	2.72
JAPAN	71,905,516	39,049,010	-45.69	30,017,693	28,027,112	-6.63
HONG KONG	5,683,201	4,973,091	-12.49	3,237,590	3,486,561	7.69
KOREA, REPUBLIC OF	17,266,394	31,650,040	83.30	12,186,239	12,649,967	3.81
TAIWAN	20,281,401	22,174,024	9.33	6,058,613	5,830,289	-3.77
CHINA	73,848,458	111,455,305	50.92	22,337,070	19,417,328	-13.07
MACAU	0	37,215	--	0	48,925	--
THAILAND	434,419	468,287	7.80	305,741	350,252	14.56
SINGAPORE	6,651,756	5,231,184	-21.36	4,368,055	3,646,703	-16.51
PHILIPPINES	3,877,913	1,165,502	-69.95	1,071,865	266,328	-75.15
MALAYSIA	5,138,811	4,217,950	-17.92	2,175,038	2,560,735	17.73
CAMBODIA	1,154	0	-100.00	900	0	-100.00
BRUNEI DARUSSALAM	12,382	60,078	385.20	13,837	56,325	307.06
VIET NAM	4,732,089	3,931,977	-16.91	1,339,702	1,325,483	-1.06
MALDIVES	131,358	48,588	-63.01	226,157	147,608	-34.73
INDIA	6,090,257	1,439,296	-76.37	2,916,386	988,279	-66.11
PAKISTAN	304,098	399,538	31.38	304,512	234,673	-22.93
BANGLADESH	250	0	-100.00	132	0	-100.00
SRI LANKA	162,346	15,848	-90.24	237,385	6,655	-97.20
IRAN (ISLAMIC REPUBLIC OF)	23,661	153,461	548.58	55,259	159,156	188.02
SAUDI ARABIA	10,631,331	4,601,666	-56.72	2,319,923	1,314,900	-43.32
KUWAIT	1,293,386	1,124,588	-13.05	349,935	581,524	66.18
JORDAN	91,685	10,953	-88.05	44,708	27,787	-37.85
LEBANON	28,965	27,860	-3.81	96,264	6,521	-93.23
YEMEN	956,754	54,000	-94.36	233,719	13,677	-94.15
OMAN	402	18	-95.52	3,297	9	-99.73
TURKEY	559,286	896,902	60.37	631,569	1,187,672	88.05
UNITED ARAB EMIRATES	1,872,265	2,920,208	55.97	1,054,924	1,563,422	48.20
QATAR	37,050	19,558	-47.21	38,924	39,673	1.92
BAHRAIN	13,815	188,861	1,267.07	11,080	67,904	512.85
CYPRUS	30,236	13,489	-55.39	63,648	19,458	-69.43
EGYPT	2,293,903	1,752,334	-23.61	342,347	773,104	125.82

TABEL 5. PERKEMBANGAN EKSPOR INDONESIA MENURUT KOMODITI DAN NEGARA TUJUAN

JENIS BARANG	BERAT BERSIH (KG)		PERUB	NILAI FOB (US \$)		PERUB
	JAN-FEB 2006	JAN-FEB 2007	%	JAN-FEB 2006	JAN-FEB 2007	%
(1)	(2)	(3)	(4)	(5)	(6)	(7)
MOROCCO	15,359	24,220	57.69	43,942	30,467	-30.67
TUNISIA	3,021	59,319	1,863.56	15,215	32,653	114.61
ALGERIA	314,445	0	-100.00	111,239	0	-100.00
SUDAN	21,515	0	-100.00	40,020	0	-100.00
ERITREA	0	374	--	0	1,786	--
NAMIBIA	0	248	--	0	744	--
ETHIOPIA	0	10,450	--	0	35,030	--
TANZANIA, UNITED REPUBLIC OF	1,080	400	-62.96	4,126	11,687	183.25
MADAGASCAR	1,695	3	-99.82	2,431	2	-99.92
SOMALIA	16,157	0	-100.00	50,505	0	-100.00
REUNION	46,235	63,371	37.06	49,002	90,371	84.42
MOZAMBIQUE	0	4,306	--	0	1,427	--
TOGO	8,400	9,240	10.00	14,280	17,160	20.17
CONGO	3	0	-100.00	86	0	-100.00
COTE D'IVOIRE	0	477	--	0	495	--
SENEGAL	637	0	-100.00	922	0	-100.00
U.S. VIRGIN ISLANDS	11	1,535	13,854.55	86	2,890	3,260.47
SEYCHELLES	6,103	13,370	119.07	18,644	51,924	178.50
SOUTH AFRICA	2,975,850	1,351,289	-54.59	2,937,884	1,398,808	-52.39
MAURITIUS	25,453	24,812	-2.52	40,142	15,361	-61.73
VIRGIN ISLANDS (BRITISH)	18,000	0	-100.00	10,524	0	-100.00
AUSTRALIA	16,591,505	21,922,544	32.13	17,372,189	25,477,267	46.66
NEW ZEALAND	2,617,576	2,700,774	3.18	2,346,200	2,819,330	20.17
GUAM	20,784	41,648	100.38	100,423	60,137	-40.12
PALAU	67	0	-100.00	488	0	-100.00
NEW CALEDONIA	36,312	129,318	256.13	70,320	157,462	123.92
NORTHERN MARIANA ISLANDS	6,206	3,845	-38.04	9,617	14,265	48.33
VANUATU	4,659	4,364	-6.33	7,046	3,119	-55.73
WALLIS AND FUTUNA ISLANDS	1,612	3,549	120.16	1,841	6,841	271.59
COOK ISLANDS	1,589	7,089	346.13	6,300	20,402	223.84
FIJI	10,699	12,053	12.66	19,681	15,335	-22.08
CHRISTMAS ISLANDS	1,710	0	-100.00	4,758	0	-100.00
EAST TIMOR	25,049	43,330	72.98	45,350	74,556	64.40
UNITED STATES	21,348,429	16,937,569	-20.66	41,583,445	36,761,300	-11.60
CANADA	1,428,358	1,291,519	-9.58	2,348,085	2,625,126	11.80
MEXICO	213,708	428,995	100.74	542,149	1,138,108	109.93
HONDURAS	0	28,484	--	0	20,885	--
PANAMA	57,455	3,937	-93.15	52,870	9,080	-82.83
SURINAME	1,159	0	-100.00	5,468	0	-100.00
CHILE	62,136	52,654	-15.26	99,977	99,599	-0.38
VENEZUELA	9,889	1,866	-81.13	5,676	3,340	-41.16
ARGENTINA	19,598	36,642	86.97	29,500	63,806	116.29
BRAZIL	33,644	59,385	76.51	63,331	118,833	87.64
COLOMBIA	18,708	14,988	-19.88	25,969	17,240	-33.61
PERU	8	0	-100.00	236	0	-100.00
TRINIDAD AND TOBAGO	41	16	-60.98	60	40	-33.33
BAHAMAS	3,681	5,390	46.43	2,761	5,512	99.64
JAMAICA	11,417	40,979	258.93	24,691	90,889	268.11
PUERTO RICO	31,409	2,936	-90.65	60,169	7,662	-87.27
BELIZE	1,045	9	-99.14	6,159	9	-99.85
DOMINICAN REPUBLIC	29,293	21,534	-26.49	17,653	33,085	87.42
EL SALVADOR	7,005	0	-100.00	14,478	0	-100.00
COSTA RICA	26,652	19,739	-25.94	24,904	22,868	-8.18
BARBADOS	2,674	2,955	10.51	2,249	3,319	47.58
ANTIGUA AND BARBUDA	1,192	0	-100.00	532	0	-100.00
ARUBA	686	11,577	1,587.61	1,016	17,148	1,587.80
BERMUDA	2,877	10,764	274.14	19,471	18,239	-6.33
CAYMAN ISLANDS	0	901	--	0	243	--
DOMINICA	0	1,053	--	0	2,036	--
FALKLAND ISLANDS (MALVINAS)	3,616	0	-100.00	13,475	0	-100.00
FRENCH GUIANA	1,358	3,571	162.96	3,721	5,798	55.82
FRENCH POLYNESIA	165,845	47,902	-71.12	164,888	71,800	-56.46
GRENADA	0	95	--	0	152	--
MARTINIQUE	6,061	6,812	12.39	27,765	12,574	-54.71
NETHERLANDS ANTILLES	18,686	36,440	95.01	27,099	130,675	382.21
NORFOLK ISLANDS	3,049	0	-100.00	4,229	0	-100.00
TURKS AND CAICOS ISLANDS	87,252	95,880	9.89	97,317	74,484	-23.46
GUADELOUPE	21,430	16,011	-25.29	26,530	172,810	551.38
UNITED KINGDOM	6,648,136	7,024,199	5.66	10,732,223	12,872,739	19.94
NETHERLANDS	16,636,311	18,111,983	8.87	17,714,364	22,571,138	27.42
FRANCE	5,097,203	3,976,169	-21.99	6,353,407	6,134,161	-3.45
GERMANY, FED. REP. OF	9,355,016	8,376,385	-10.46	10,452,733	12,392,344	18.56
AUSTRIA	76,053	22,422	-70.52	176,340	100,227	-43.16
BELGIUM	8,342,146	6,956,888	-16.61	7,832,536	7,903,246	0.90
SWITZERLAND	44,099	49,647	12.58	102,857	129,393	25.80
LUXEMBOURG	0	45	--	0	101	--
DENMARK	1,431,222	1,263,073	-11.75	2,109,133	1,865,255	-11.56
NORWAY	1,332,211	1,127,154	-15.39	2,727,110	2,483,593	-8.93

TABEL 5. PERKEMBANGAN EKSPOR INDONESIA MENURUT KOMODITI DAN NEGARA TUJUAN

JENIS BARANG	BERAT BERSIH (KG)		PERUB	NILAI FOB (US \$)		PERUB
	JAN-FEB 2006	JAN-FEB 2007	%	JAN-FEB 2006	JAN-FEB 2007	%
(1)	(2)	(3)	(4)	(5)	(6)	(7)
SWEDEN	451,134	558,225	23.74	864,905	977,386	13.01
FINLAND	390,370	640,430	64.06	461,662	891,594	93.13
IRELAND	704,176	555,997	-21.04	1,238,035	1,223,508	-1.17
ITALY	3,475,137	2,965,402	-14.67	5,721,043	5,619,467	-1.78
SPAIN	1,611,423	1,681,777	4.37	2,971,061	3,101,205	4.38
PORTUGAL	512,885	566,474	10.45	949,505	1,080,547	13.80
ICELAND	0	12,667	--	0	26,524	--
MONTserrat	5,400	0	-100.00	20,700	0	-100.00
GREECE	391,916	565,454	44.28	658,023	705,696	7.24
VATICAN CITY STATE (HOLY SEE)	0	1,461	--	0	1,250	--
HUNGARY	48,546	56,964	17.34	69,199	93,887	35.68
POLAND	1,376,471	1,900,785	38.09	1,400,191	2,245,976	60.40
ROMANIA	452	32,266	7,038.50	647	46,462	7,081.14
BULGARIA	42,377	45,627	7.67	48,976	138,834	183.47
YUGOSLAVIA	22,373	1,319	-94.10	19,838	1,685	-91.51
AZERBAIJAN	0	18,751	--	0	17,160	--
KAZAKHSTAN	16,998	77,142	353.83	14,641	107,782	636.17
UKRAINE	64,745	136,799	111.29	97,653	271,767	178.30
LITHUANIA	405,721	14,653	-96.39	415,187	52,512	-87.35
LATVIA	80,985	94,802	17.06	84,620	119,330	41.02
ESTONIA	11,691	1,867	-84.03	16,622	1,978	-88.10
CROATIA	111,799	47,413	-57.59	129,617	107,398	-17.14
MALTA	1,714	21,009	1,125.73	7,065	40,360	471.27
SLOVAKIA	7,661	2,248	-70.66	6,443	2,756	-57.22
SLOVENIA	38,696	31,391	-18.88	70,542	94,903	34.53
CZECH REPUBLIC	56,819	84,779	49.21	48,307	350,647	625.87
RUSSIA FEDERATION	264,198	237,398	-10.14	293,070	405,162	38.25
-TIMAH	21,737,892	10,662,898	-50.95	151,673,549	118,050,428	-22.17
JAPAN	1,499,914	13,850	-99.08	9,327,154	153,915	-98.35
HONG KONG	741,387	1,722	-99.77	4,971,624	21,517	-99.57
KOREA, REPUBLIC OF	147,048	154,320	4.95	993,445	1,800,406	81.23
TAIWAN	501,405	20,000	-96.01	3,269,807	236,600	-92.76
CHINA	318,169	37,198	-88.31	1,917,060	99,284	-94.82
THAILAND	2,803,464	0	-100.00	18,249,901	0	-100.00
SINGAPORE	14,416,681	10,337,786	-28.29	105,086,392	115,638,001	10.04
PHILIPPINES	14,411	0	-100.00	79,996	0	-100.00
MALAYSIA	678,870	4	-100.00	4,049,269	63	-100.00
VIET NAM	227,146	0	-100.00	1,518,091	0	-100.00
INDIA	21,917	0	-100.00	145,734	0	-100.00
PAKISTAN	7,717	0	-100.00	57,600	0	-100.00
BANGLADESH	0	67,550	--	0	10,470	--
AUSTRALIA	27,599	7,301	-73.55	83,479	23,903	-71.37
UNITED STATES	261,179	826	-99.68	1,593,943	1,908	-99.88
NETHERLANDS	50,681	0	-100.00	299,526	0	-100.00
FRANCE	0	413	--	0	270	--
GERMANY, FED. REP. OF	20,304	21,928	8.00	30,528	64,091	109.94
-ALUMINIUM	51,509,446	46,862,269	-9.02	127,056,169	141,523,647	11.39
JAPAN	31,680,405	30,862,656	-2.58	71,314,740	85,063,026	19.28
HONG KONG	376,440	128,398	-65.89	970,978	676,979	-30.28
KOREA, REPUBLIC OF	1,225,576	1,001,073	-18.32	2,278,015	1,474,366	-35.28
TAIWAN	1,347,925	233,098	-82.71	3,563,883	760,259	-78.67
CHINA	452,883	386,562	-14.64	1,106,991	1,617,945	46.16
PAPUA NEW GUINEA	137,942	28,626	-79.25	335,374	123,363	-63.22
THAILAND	612,034	1,053,549	72.14	2,060,170	3,779,603	83.46
SINGAPORE	3,040,179	1,216,433	-59.99	7,982,146	4,689,210	-41.25
PHILIPPINES	1,754,244	1,372,281	-21.77	4,919,364	4,175,936	-15.11
MALAYSIA	1,807,943	1,536,759	-15.00	4,833,362	5,206,953	7.73
MYANMAR (FORM. BURMA)	0	84,866	--	0	239,008	--
BRUNEI DARUSSALAM	1	43,033	4,303,200.00	43	154,066	358,193.02
VIET NAM	11,443	510,620	4,362.29	73,535	1,931,542	2,526.70
MALDIVES	514	1,776	245.53	1,115	1,583	41.97
INDIA	246,274	129,873	-47.26	806,886	528,429	-34.51
PAKISTAN	2	4,988	249,300.00	203	22,938	11,199.51
BANGLADESH	25,499	0	-100.00	104,048	0	-100.00
SRI LANKA	46,944	5,344	-88.62	155,619	25,690	-83.49
IRAN (ISLAMIC REPUBLIC OF)	18,542	0	-100.00	57,091	0	-100.00
SAUDI ARABIA	40,863	75,501	84.77	125,123	271,741	117.18
TURKEY	14,003	12,908	-7.82	59,117	53,263	-9.90
UNITED ARAB EMIRATES	61,422	17,552	-71.42	214,495	109,771	-48.82
QATAR	0	177	--	0	753	--
EGYPT	0	181,802	--	0	648,807	--
MOROCCO	27,018	0	-100.00	98,830	0	-100.00
SUDAN	343,660	22,813	-93.36	911,978	114,323	-87.46
ETHIOPIA	2,810,166	0	-100.00	7,831,591	0	-100.00
MADAGASCAR	7,084	14,172	100.06	17,564	46,118	162.57
REUNION	0	5,853	--	0	17,592	--

TABEL 5. PERKEMBANGAN EKSPOR INDONESIA MENURUT KOMODITI DAN NEGARA TUJUAN

JENIS BARANG	BERAT BERSIH (KG)		PERUB	NILAI FOB (US \$)		PERUB
	JAN-FEB 2006	JAN-FEB 2007	%	JAN-FEB 2006	JAN-FEB 2007	%
(1)	(2)	(3)	(4)	(5)	(6)	(7)
TOGO	24,888	0	-100.00	71,014	0	-100.00
GHANA	496	0	-100.00	4,060	0	-100.00
NIGERIA	730	261	-64.25	4,448	320	-92.81
U.S. VIRGIN ISLANDS	0	20	--	0	34	--
SEYCHELLES	110	0	-100.00	10,000	0	-100.00
SOUTH AFRICA	22,341	17,248	-22.80	89,161	72,757	-18.40
MALAWI	0	22,324	--	0	125,456	--
MAURITIUS	170,613	65,867	-61.39	474,705	204,288	-56.97
AUSTRALIA	429,115	900,334	109.81	1,438,932	3,440,842	139.12
NEW ZEALAND	108,192	133,611	23.49	353,745	479,782	35.63
PALAU	1	0	-100.00	12	0	-100.00
NEW CALEDONIA	84,911	63,807	-24.85	204,179	200,974	-1.57
VANUATU	0	2,140	--	0	17,895	--
FIJI	15,774	29,526	87.18	37,639	98,234	160.99
EAST TIMOR	793	15	-98.11	1,117	42	-96.24
UNITED STATES	3,819,546	5,581,541	46.13	11,928,130	20,235,870	69.65
CANADA	493,113	554,300	12.41	1,472,557	2,133,750	44.90
MEXICO	3	0	-100.00	66	0	-100.00
PANAMA	0	913	--	0	9,716	--
CHILE	8,579	8,518	-0.71	50,536	54,134	7.12
ARGENTINA	0	71	--	0	70	--
BRAZIL	0	2,294	--	0	8,205	--
COLOMBIA	17,665	0	-100.00	55,115	0	-100.00
PERU	2	0	-100.00	8	0	-100.00
JAMAICA	0	1,357	--	0	112	--
PUERTO RICO	0	19,862	--	0	65,871	--
EL SALVADOR	1	0	-100.00	20	0	-100.00
FRENCH POLYNESIA	2	1,256	62,700.00	33	1,491	4,418.18
GUADELOUPE	34	0	-100.00	60	0	-100.00
UNITED KINGDOM	66,393	272,343	310.20	294,673	1,401,094	375.47
NETHERLANDS	37,198	26,854	-27.81	211,108	134,779	-36.16
FRANCE	49,241	100,437	103.97	301,794	508,868	68.61
GERMANY, FED. REP. OF	4,323	17,826	312.35	8,482	61,725	627.72
BELGIUM	21,633	54,529	152.06	75,636	238,695	215.58
SWITZERLAND	8,744	450	-94.85	15,296	876	-94.27
DENMARK	0	787	--	0	4,182	--
NORWAY	0	2,413	--	0	15,634	--
SWEDEN	0	10,947	--	0	40,110	--
ITALY	26,232	25,417	-3.11	90,024	148,954	65.46
SPAIN	158	8,382	5,205.06	367	35,711	9,630.52
PORTUGAL	0	653	--	0	2,935	--
GREECE	1,781	68	-96.18	2,893	111	-96.16
HUNGARY	146	1,200	721.92	895	7,974	790.95
BULGARIA	0	4	--	0	2	--
YUGOSLAVIA	0	961	--	0	20,861	--
CROATIA	2,200	0	-100.00	9,750	0	-100.00
MALTA	2,332	0	-100.00	13,014	0	-100.00
SLOVAKIA	0	3	--	0	435	--
CZECH REPUBLIC	3,150	0	-100.00	14,439	0	-100.00
RUSSIA FEDERATION	0	3,017	--	0	17,594	--
-NIKEL	14,722,693	6,682,015	-54.61	126,985,892	150,082,145	18.19
JAPAN	14,698,330	6,570,091	-55.30	126,946,959	148,594,442	17.05
HONG KONG	0	8,211	--	0	9,810	--
KOREA, REPUBLIC OF	0	13,760	--	0	58,961	--
CHINA	24,232	5,179	-78.63	38,054	21,708	-42.95
SINGAPORE	0	9,191	--	0	1,072,175	--
PHILIPPINES	0	583	--	0	10,504	--
AUSTRALIA	102	0	-100.00	297	0	-100.00
NETHERLANDS	29	75,000	258,520.69	582	314,545	53,945.53
-BESI/BAJA	355,550,729	292,004,702	-17.87	253,914,301	343,624,608	35.33
JAPAN	9,445,237	15,020,791	59.03	14,727,148	26,462,378	79.68
HONG KONG	1,039,810	3,256,435	213.18	1,685,909	5,762,469	241.80
KOREA, REPUBLIC OF	5,021,466	8,058,702	60.49	4,096,108	33,569,219	719.54
TAIWAN	8,784,379	3,003,982	-65.80	11,176,141	13,784,915	23.34
CHINA	42,383,375	26,079,952	-38.47	17,077,963	12,799,627	-25.05
MACAU	0	48	--	0	820	--
PAPUA NEW GUINEA	865,690	2,133,516	146.45	1,108,014	2,413,131	117.79
THAILAND	8,490,393	3,180,365	-62.54	10,959,521	5,410,697	-50.63
SINGAPORE	114,316,655	63,515,511	-44.44	62,896,044	69,472,380	10.46
PHILIPPINES	4,491,840	2,179,909	-51.47	3,491,421	3,304,220	-5.36
MALAYSIA	13,333,513	26,173,636	96.30	8,111,404	19,815,318	144.29
MYANMAR (FORM. BURMA)	247,340	36,059	-85.42	1,680,490	93,483	-94.44
CAMBODIA	123	0	-100.00	1,785	0	-100.00
BRUNEI DARUSSALAM	56,210	16,410	-70.81	57,215	41,875	-26.81
VIET NAM	9,326,328	14,933,804	60.13	7,356,379	17,965,703	144.22
MALDIVES	11,228	25,786	129.66	23,156	24,615	6.30

TABEL 5. PERKEMBANGAN EKSPOR INDONESIA MENURUT KOMODITI DAN NEGARA TUJUAN

JENIS BARANG	BERAT BERSIH (KG)		PERUB	NILAI FOB (US \$)		PERUB
	JAN-FEB 2006	JAN-FEB 2007	%	JAN-FEB 2006	JAN-FEB 2007	%
(1)	(2)	(3)	(4)	(5)	(6)	(7)
INDIA	13,347,347	11,991,097	-10.16	5,405,594	18,049,002	233.89
PAKISTAN	6,477,845	1,733,395	-73.24	4,203,894	1,554,050	-63.03
BANGLADESH	1,130,964	1,622,377	43.45	655,487	1,168,743	78.30
SRI LANKA	2,833,891	1,279,610	-54.85	1,377,695	899,383	-34.72
IRAN (ISLAMIC REPUBLIC OF)	6,539,212	11,128,828	70.19	3,246,814	5,543,266	70.73
SAUDI ARABIA	244,442	5,814,489	2,278.68	646,060	4,998,289	673.66
KUWAIT	396,966	34,325	-91.35	223,989	45,072	-79.88
LEBANON	0	21,865	--	0	62,266	--
YEMEN	261,015	1,636,853	527.11	444,109	5,057,987	1,038.91
OMAN	3,549	70,695	1,891.97	11,945	182,456	1,427.47
SYRIA ARAB REPUBLIC	1,729,260	0	-100.00	3,582,952	0	-100.00
TURKEY	252,725	138,513	-45.19	371,681	286,167	-23.01
UNITED ARAB EMIRATES	4,938,109	10,047,964	103.48	4,540,337	8,292,564	82.64
QATAR	1,286,804	2,683,642	108.55	3,053,384	7,805,497	155.63
BAHRAIN	6,829,743	0	-100.00	3,350,027	0	-100.00
CYPRUS	341	0	-100.00	535	0	-100.00
EGYPT	1,683,785	2,703,657	60.57	3,028,056	5,209,067	72.03
LIBYAN ARAB JAMAHIRIYA	108,979	81,546	-25.17	279,871	86,112	-69.23
TUNISIA	0	1,334	--	0	5,000	--
ALGERIA	915,966	1,641,949	79.26	3,327,990	2,315,964	-30.41
SUDAN	5,565	816	-85.34	10,719	6,255	-41.65
MADAGASCAR	0	511,660	--	0	454,193	--
KENYA	0	47,824	--	0	43,678	--
REUNION	2,489	4,243	70.47	12,377	3,716	-69.98
GHANA	0	375,354	--	0	784,726	--
GUINEA	543,587	0	-100.00	159,025	0	-100.00
CONGO	34,033	348,794	924.87	22,429	761,571	3,295.47
CAMEROON	16,516	0	-100.00	31,362	0	-100.00
NIGERIA	67,543	160,017	136.91	61,519	78,239	27.18
COTE D'IVOIRE	0	7,192	--	0	4,127	--
SENEGAL	2,737	0	-100.00	3,961	0	-100.00
MAURITANIA	4,852	0	-100.00	8,738	0	-100.00
BENIN	0	7,907	--	0	13,983	--
SEYCHELLES	556,463	237	-99.96	480,269	278	-99.94
UGANDA	1	0	-100.00	12	0	-100.00
SAINT HELENA	0	86	--	0	548	--
SOUTH AFRICA	537,277	353,551	-34.20	473,311	324,012	-31.54
MAURITIUS	648,557	941,072	45.10	933,694	1,242,839	33.11
AUSTRALIA	18,285,620	8,197,068	-55.17	12,892,803	7,217,223	-44.02
NEW ZEALAND	1,515,846	1,384,187	-8.69	913,929	879,294	-3.79
GUAM	5,638	19,006	237.11	4,257	4,959	16.49
PALAU	2	0	-100.00	72	0	-100.00
NEW CALEDONIA	2,559	2,233	-12.74	4,179	2,624	-37.21
NORTHERN MARIANA ISLANDS	0	19	--	0	71	--
VANUATU	687	549	-20.09	509	398	-21.81
WALLIS AND FUTUNA ISLANDS	71	86	21.13	93	167	79.57
COOK ISLANDS	46	47	2.17	223	678	204.04
FIJI	15,032	388	-97.42	16,062	1,258	-92.17
MARSHALL ISLANDS	2,873	0	-100.00	7,020	0	-100.00
SAMOA	0	1,501	--	0	4,551	--
CHRISTMAS ISLANDS	200	0	-100.00	200	0	-100.00
EAST TIMOR	119,486	8,596	-92.81	108,705	7,579	-93.03
UNITED STATES	4,445,410	4,678,230	5.24	9,439,413	11,349,796	20.24
CANADA	10,699,830	320,318	-97.01	5,130,313	1,121,764	-78.13
MEXICO	5,900	83,988	1,323.53	17,203	236,600	1,275.34
GUATEMALA	29,504	0	-100.00	68,655	0	-100.00
PANAMA	3,797	3,718	-2.08	8,460	2,400	-71.63
CHILE	13,962	59	-99.58	115,431	118	-99.90
VENEZUELA	6,645	43,398	553.09	35,102	102,808	192.88
ARGENTINA	24,434	71,768	193.72	173,921	340,399	95.72
BRAZIL	47,016	66,158	40.71	76,673	189,591	147.27
COLOMBIA	0	20,449	--	0	47,060	--
BOLIVIA	0	2,500	--	0	30,788	--
URUGUAY	0	42,447	--	0	183,310	--
PERU	0	20,002	--	0	61,883	--
JAMAICA	7,382	0	-100.00	12,810	0	-100.00
PUERTO RICO	93	0	-100.00	530	0	-100.00
COSTA RICA	0	1,295	--	0	539	--
ANTIGUA AND BARBUDA	5,208	0	-100.00	2,325	0	-100.00
BERMUDA	0	1	--	0	2	--
FALKLAND ISLANDS (MALVINAS)	43	0	-100.00	163	0	-100.00
FRENCH GUIANA	0	732	--	0	1,429	--
FRENCH POLYNESIA	10,309	2,953	-71.36	29,570	4,707	-84.08
MARTINIQUE	23	334	1,352.17	141	657	365.96
NETHERLANDS ANTILLES	2,848	138	-95.15	27,104	727	-97.32
GUADELOUPE	203	9	-95.57	77	22	-71.43
UNITED KINGDOM	10,005,297	10,534,048	5.28	4,891,165	6,115,794	25.04
NETHERLANDS	23,027,122	13,711,544	-40.45	21,969,544	8,780,320	-60.03

TABEL 5. PERKEMBANGAN EKSPOR INDONESIA MENURUT KOMODITI DAN NEGARA TUJUAN

JENIS BARANG	BERAT BERSIH (KG)		PERUB	NILAI FOB (US \$)		PERUB
	JAN-FEB 2006	JAN-FEB 2007	%	JAN-FEB 2006	JAN-FEB 2007	%
(1)	(2)	(3)	(4)	(5)	(6)	(7)
FRANCE	178,792	847,898	374.24	556,135	2,871,641	416.36
GERMANY, FED. REP. OF	401,285	14,423,549	3,494.34	1,234,527	10,664,242	763.83
AUSTRIA	92	72	-21.74	392	392	0.00
BELGIUM	4,474,921	4,569,359	2.11	3,024,652	3,681,368	21.71
SWITZERLAND	288,493	18,747	-93.50	153,247	34,625	-77.41
DENMARK	5,861,845	4,691,370	-19.97	2,945,170	2,873,750	-2.42
NORWAY	216	5,038	2,232.41	6,097	60,143	886.44
SWEDEN	13,780	4,688	-65.98	29,401	34,379	16.93
FINLAND	6,299	34,394	446.02	43,586	113,139	159.58
IRELAND	492	1,978	302.03	1,180	3,559	201.61
ITALY	6,386,331	1,992,911	-68.79	4,086,837	6,680,317	63.46
SPAIN	324,202	110,679	-65.86	1,237,571	293,442	-76.29
PORTUGAL	4,531	524	-88.44	29,904	1,443	-95.17
GREECE	17,307	57,627	232.97	47,863	251,816	426.12
VATICAN CITY STATE (HOLY SEE)	0	152	--	0	130	--
ANDORRA	0	146,863	--	0	522,340	--
HUNGARY	542	185	-65.87	904	591	-34.62
POLAND	16,061	2,181	-86.42	46,032	24,084	-47.68
ROMANIA	0	256	--	0	365	--
BULGARIA	695	66	-90.50	1,238	611	-50.65
AZERBAIJAN	17,391	820,790	4,619.63	22,608	1,363,757	5,932.19
UKRAINE	6,626	19	-99.71	29,906	12	-99.96
LITHUANIA	0	185	--	0	1,057	--
ESTONIA	0	18,620	--	0	50,926	--
CROATIA	0	96	--	0	129	--
MALTA	0	1,968,050	--	0	1,060,749	--
SLOVAKIA	146	56	-61.64	323	1,512	368.11
SLOVENIA	5,286	1,510	-71.43	15,626	2,308	-85.23
CZECH REPUBLIC	2,135	3,769	76.53	17,054	23,132	35.64
RUSSIA FEDERATION	46,025	59,503	29.28	40,862	119,233	191.79
-TEMBAGA	45,730,302	44,850,269	-1.92	264,935,222	282,665,386	6.69
JAPAN	246,266	5,183,967	2,005.03	7,395,198	61,059,330	725.66
HONG KONG	2,666,284	1,301,011	-51.21	10,969,108	7,335,438	-33.13
KOREA, REPUBLIC OF	1,105,289	375,717	-66.01	65,912,383	5,849,991	-91.12
TAIWAN	2,995,519	4,382,754	46.31	13,099,044	23,679,142	80.77
CHINA	10,827,998	7,914,498	-26.91	36,983,835	33,542,323	-9.31
THAILAND	7,954,476	7,952,443	-0.03	38,080,976	46,472,521	22.04
SINGAPORE	3,020,722	2,389,281	-20.90	12,046,564	12,988,942	7.82
PHILIPPINES	3,489,647	3,042,065	-12.83	17,350,059	20,389,188	17.52
MALAYSIA	11,757,308	11,014,910	-6.31	54,688,554	63,858,213	16.77
MYANMAR (FORM. BURMA)	0	1,794	--	0	14,062	--
BRUNEI DARUSSALAM	1,314	638	-51.45	1,545	459	-70.29
VIET NAM	1,327,594	941,700	-29.07	6,565,377	5,454,274	-16.92
INDIA	40,148	39,873	-0.68	210,983	316,787	50.15
BANGLADESH	40,220	0	-100.00	199,754	0	-100.00
SRI LANKA	2	1	-50.00	360	171	-52.50
IRAN (ISLAMIC REPUBLIC OF)	0	1,524	--	0	21,810	--
TURKEY	157	432	175.16	129	345	167.44
UNITED ARAB EMIRATES	0	55	--	0	2,325	--
MADAGASCAR	0	125,000	--	0	62,500	--
SEYCHELLES	59	0	-100.00	207	0	-100.00
SOUTH AFRICA	1,106	689	-37.70	4,346	753	-82.67
AUSTRALIA	2,530	1,601	-36.72	5,621	7,332	30.44
NEW ZEALAND	615	0	-100.00	1,958	0	-100.00
FIJI	1,484	257	-82.68	2,666	1,583	-40.62
UNITED STATES	198,523	122,342	-38.37	1,253,769	1,229,162	-1.96
CANADA	2,507	15,213	506.82	9,946	145,830	1,366.22
VENEZUELA	0	4	--	0	119	--
BRAZIL	352	10,204	2,798.86	1,211	57,963	4,686.37
ANTIGUA AND BARBUDA	0	33	--	0	1,591	--
UNITED KINGDOM	6,998	2,277	-67.46	17,983	6,242	-65.29
NETHERLANDS	26,016	232	-99.11	47,583	3	-99.99
FRANCE	4,175	1,242	-70.25	11,761	2,570	-78.15
GERMANY, FED. REP. OF	3,123	22,005	604.61	9,712	83,376	758.48
AUSTRIA	10	0	-100.00	47	0	-100.00
BELGIUM	2,074	2,870	38.38	41,459	64,990	56.76
SWITZERLAND	516	139	-73.06	527	88	-83.30
DENMARK	133	0	-100.00	446	0	-100.00
SWEDEN	1,048	0	-100.00	1,489	0	-100.00
FINLAND	204	0	-100.00	390	0	-100.00
ITALY	335	1,321	294.33	467	477	2.14
SPAIN	3,395	768	-77.38	6,024	10,751	78.47
PORTUGAL	0	760	--	0	1,713	--
GREECE	51	526	931.37	209	2,006	859.81
HUNGARY	182	0	-100.00	4,807	0	-100.00
POLAND	0	102	--	0	30	--
UKRAINE	1,905	0	-100.00	8,603	0	-100.00

TABEL 5. PERKEMBANGAN EKSPOR INDONESIA MENURUT KOMODITI DAN NEGARA TUJUAN

JENIS BARANG	BERAT BERSIH (KG)		PERUB	NILAI FOB (US \$)		PERUB
	JAN-FEB 2006	JAN-FEB 2007	%	JAN-FEB 2006	JAN-FEB 2007	%
(1)	(2)	(3)	(4)	(5)	(6)	(7)
CROATIA	17	0	-100.00	122	0	-100.00
SLOVAKIA	0	21	--	0	986	--
-SENG	567,544	684,312	20.57	756,413	1,568,391	107.35
JAPAN	325,765	311,431	-4.40	385,158	647,706	68.17
HONG KONG	19,000	0	-100.00	19,000	0	-100.00
TAIWAN	3,697	28,255	664.27	1,500	22,294	1,386.27
CHINA	18,343	45,638	148.80	55,442	101,951	83.89
THAILAND	20,120	80,000	297.61	40,841	222,057	443.71
SINGAPORE	39,883	53,452	34.02	62,363	143,780	130.55
PHILIPPINES	47,755	22,791	-52.28	79,962	34,204	-57.22
MALAYSIA	20,000	2,336	-88.32	21,050	770	-96.34
BRUNEI DARUSSALAM	0	1,025	--	0	3,376	--
VIET NAM	0	93,722	--	0	333,913	--
SRI LANKA	0	17,979	--	0	29,087	--
NIGERIA	20,000	20,000	0.00	20,000	20,000	0.00
GAMBIA	0	619	--	0	435	--
AUSTRALIA	33,028	4,057	-87.72	48,717	8,304	-82.95
EAST TIMOR	19,095	330	-98.27	17,338	294	-98.30
JAMAICA	0	2,677	--	0	220	--
UNITED KINGDOM	851	0	-100.00	4,683	0	-100.00
RUSSIA FEDERATION	7	0	-100.00	359	0	-100.00
-LOGAM TIDAK MULIA LAIN	8,743,318	10,767,672	23.15	25,190,470	27,854,397	10.58
JAPAN	1,799,940	1,240,505	-31.08	6,088,360	5,002,219	-17.84
HONG KONG	167,213	289,305	73.02	511,621	768,290	50.17
KOREA, REPUBLIC OF	45,063	51,816	14.99	110,576	116,860	5.68
TAIWAN	18,397	29,376	59.68	95,954	106,749	11.25
CHINA	116,472	113,598	-2.47	315,891	295,755	-6.37
PAPUA NEW GUINEA	90,390	204,516	126.26	255,328	471,226	84.56
THAILAND	415,359	397,389	-4.33	2,540,685	2,250,908	-11.41
SINGAPORE	2,438,011	4,288,600	75.91	4,588,708	5,652,322	23.18
PHILIPPINES	129,069	211,719	64.04	293,957	310,400	5.59
MALAYSIA	462,076	600,689	30.00	1,234,239	1,640,674	32.93
MYANMAR (FORM. BURMA)	562	15,178	2,600.71	1,100	37,849	3,340.82
CAMBODIA	553	61	-88.97	3,759	869	-76.88
BRUNEI DARUSSALAM	11	20,693	188,018.18	211	34,143	16,081.52
VIET NAM	94,840	212,630	124.20	322,303	971,710	201.49
MALDIVES	1,410	993	-29.57	2,358	1,506	-36.13
INDIA	109,496	141,836	29.54	195,864	351,040	79.23
PAKISTAN	5,494	2,664	-51.51	31,386	10,090	-67.85
BANGLADESH	20,187	1,328	-93.42	66,674	3,787	-94.32
SRI LANKA	10,780	1,077	-90.01	32,175	4,006	-87.55
IRAN (ISLAMIC REPUBLIC OF)	21,868	16	-99.93	37,120	402	-98.92
SAUDI ARABIA	179,656	266,000	48.06	146,762	287,234	95.71
KUWAIT	19,384	27,124	39.93	20,592	37,059	79.97
JORDAN	8,295	0	-100.00	13,818	0	-100.00
LEBANON	0	118	--	0	29	--
YEMEN	227	520	129.07	437	300	-31.35
OMAN	0	5,086	--	0	3,965	--
SYRIA ARAB REPUBLIC	56,207	9,190	-83.65	33,251	299,149	799.67
TURKEY	315	459	45.71	900	1,400	55.56
UNITED ARAB EMIRATES	155,603	236,800	52.18	329,027	344,861	4.81
QATAR	14,087	32,236	128.84	13,392	49,507	269.68
BAHRAIN	2,835	0	-100.00	8,573	0	-100.00
CYPRUS	1,625	0	-100.00	1,240	0	-100.00
EGYPT	1,222	39,037	3,094.52	3,179	54,538	1,615.57
MOROCCO	8	0	-100.00	30	0	-100.00
TUNISIA	0	1,394	--	0	865	--
TANZANIA, UNITED REPUBLIC OF	2,386	15,757	560.39	10,092	44,830	344.21
MADAGASCAR	0	1,288	--	0	1,220	--
KENYA	15,797	26,529	67.94	35,924	75,735	110.82
REUNION	29	761	2,524.14	44	451	925.00
TOGO	8,704	0	-100.00	20,105	0	-100.00
LIBERIA	0	298	--	0	360	--
GUINEA	16,229	0	-100.00	9,130	0	-100.00
ANGOLA	0	10,560	--	0	1,155	--
CAMEROON	12,500	0	-100.00	26,420	0	-100.00
NIGERIA	99,270	75,775	-23.67	230,536	222,486	-3.49
SEYCHELLES	140	0	-100.00	488	0	-100.00
UGANDA	790	0	-100.00	1,986	0	-100.00
SOUTH AFRICA	109,362	103,186	-5.65	410,433	151,637	-63.05
MAURITIUS	0	5,183	--	0	28,429	--
AUSTRALIA	186,216	410,095	120.23	705,029	1,817,438	157.78
NEW ZEALAND	21,826	27,133	24.32	120,846	67,545	-44.11
GUAM	420	426	1.43	1,829	2,295	25.48
NEW CALEDONIA	1,104	16,507	1,395.20	1,163	56,010	4,715.99
NORTHERN MARIANA ISLANDS	1	0	-100.00	4	0	-100.00

TABEL 5. PERKEMBANGAN EKSPOR INDONESIA MENURUT KOMODITI DAN NEGARA TUJUAN

JENIS BARANG	BERAT BERSIH (KG)		PERUB %	NILAI FOB (US \$)		PERUB %
	JAN-FEB 2006	JAN-FEB 2007		JAN-FEB 2006	JAN-FEB 2007	
(1)	(2)	(3)	(4)	(5)	(6)	(7)
VANUATU	0	3	--	0	127	--
WALLIS AND FUTUNA ISLANDS	683	0	-100.00	279	0	-100.00
AMERICAN SAMOA	0	525	--	0	192	--
COOK ISLANDS	0	1,013	--	0	805	--
FIJI	157	8,251	5,155.41	549	53,764	9,693.08
SAMOA	0	978	--	0	5,568	--
EAST TIMOR	7,915	3,611	-54.38	6,492	6,887	6.08
UNITED STATES	358,689	341,896	-4.68	2,387,240	2,679,123	12.23
CANADA	53,073	28,552	-46.20	228,403	262,182	14.79
MEXICO	10,085	256	-97.46	70,015	364	-99.48
PANAMA	9,383	0	-100.00	37,445	0	-100.00
CHILE	36,956	11,273	-69.50	205,294	67,260	-67.24
VENEZUELA	109	10,880	9,881.65	63	25,078	39,706.35
ARGENTINA	7,606	4,469	-41.24	56,253	38,283	-31.94
BRAZIL	3,105	1,158	-62.71	23,032	2,052	-91.09
COLOMBIA	513	45	-91.23	292	5,904	1,921.92
ECUADOR	70	0	-100.00	10,640	0	-100.00
BAHAMAS	125	0	-100.00	90	0	-100.00
BELIZE	0	7	--	0	10	--
DOMINICAN REPUBLIC	87	0	-100.00	99	0	-100.00
EL SALVADOR	32	1,463	4,471.88	67	6,272	9,261.19
COSTA RICA	1,646	130	-92.10	774	306	-60.47
BARBADOS	391	0	-100.00	340	0	-100.00
ANTIGUA AND BARBUDA	0	109	--	0	3,109	--
BERMUDA	220	65	-70.45	1,540	583	-62.14
FRENCH GUIANA	0	376	--	0	723	--
FRENCH POLYNESIA	315	1,402	345.08	263	2,314	779.85
NETHERLANDS ANTILLES	0	306	--	0	7,392	--
SAINT LUCIA	0	4,352	--	0	7,436	--
GUADELOUPE	2	144	7,100.00	11	278	2,427.27
SAINT KITTS AND NEVIS	0	27	--	0	377	--
UNITED KINGDOM	561,854	382,910	-31.85	982,742	859,887	-12.50
NETHERLANDS	45,864	41,378	-9.78	137,499	278,994	102.91
FRANCE	121,097	166,187	37.23	230,728	328,337	42.30
GERMANY, FED. REP. OF	149,721	92,879	-37.97	834,253	673,477	-19.27
AUSTRIA	435	2,294	427.36	866	15,895	1,735.45
BELGIUM	47,808	23,188	-51.50	78,069	64,549	-17.32
SWITZERLAND	2,564	552	-78.47	25,673	4,783	-81.37
DENMARK	2,739	15,915	481.05	1,963	34,144	1,639.38
NORWAY	24,827	22,738	-8.41	40,889	57,720	41.16
SWEDEN	18,313	26,081	42.42	98,335	88,629	-9.87
FINLAND	15,937	704	-95.58	58,983	404	-99.32
IRELAND	132,664	52,345	-60.54	278,350	73,799	-73.49
ITALY	121,821	216,585	77.79	207,403	277,934	34.01
SPAIN	112,041	154,595	37.98	216,750	282,980	30.56
PORTUGAL	792	449	-43.31	1,195	908	-24.02
GREECE	1,188	1,058	-10.94	6,508	2,330	-64.20
HUNGARY	2,339	637	-72.77	3,394	773	-77.22
POLAND	22,933	0	-100.00	58,050	0	-100.00
BULGARIA	3,300	847	-74.33	20,880	1,262	-93.96
YUGOSLAVIA	135	0	-100.00	25	0	-100.00
ESTONIA	0	9,037	--	0	22,602	--
CROATIA	639	0	-100.00	4,500	0	-100.00
MALTA	500	0	-100.00	546	0	-100.00
SLOVAKIA	9	312	3,366.67	64	3,070	4,696.88
SLOVENIA	1,207	0	-100.00	125	0	-100.00
CZECH REPUBLIC	0	56	--	0	1,461	--
RUSSIA FEDERATION	0	183	--	0	24,767	--
-PAKAIAN JADI	58,504,934	62,687,733	7.15	849,766,959	926,605,622	9.04
JAPAN	1,883,971	1,579,840	-16.14	25,370,100	22,484,672	-11.37
HONG KONG	351,517	111,051	-68.41	3,752,221	1,914,091	-48.99
KOREA, REPUBLIC OF	301,871	245,494	-18.68	4,200,855	4,329,611	3.06
TAIWAN	110,551	106,496	-3.67	1,417,686	1,621,053	14.34
CHINA	222,640	71,795	-67.75	1,069,777	1,162,824	8.70
MACAU	14	10	-28.57	600	218	-63.67
PAPUA NEW GUINEA	54,377	38,525	-29.15	132,160	161,354	22.09
THAILAND	137,737	113,751	-17.41	1,401,189	1,644,188	17.34
SINGAPORE	1,194,557	1,371,967	14.85	9,737,833	11,818,362	21.37
PHILIPPINES	71,345	30,914	-56.67	672,935	441,848	-34.34
MALAYSIA	1,732,548	1,317,930	-23.93	3,930,495	5,291,182	34.62
MYANMAR (FORM. BURMA)	330	0	-100.00	645	0	-100.00
CAMBODIA	0	103	--	0	215	--
BRUNEI DARUSSALAM	23,955	27,465	14.65	89,809	89,354	-0.51
LAO PEOPLE'S DEMOCRATIC REPUBLI	5,999	0	-100.00	27,992	0	-100.00
NEPAL	7,432	3,758	-49.43	87,956	25,814	-70.65
VIET NAM	44,483	23,942	-46.18	75,860	294,950	288.81
MALDIVES	13,022	8,471	-34.95	88,252	99,401	12.63

TABEL 5. PERKEMBANGAN EKSPOR INDONESIA MENURUT KOMODITI DAN NEGARA TUJUAN

JENIS BARANG	BERAT BERSIH (KG)		PERUB	NILAI FOB (US \$)		PERUB
	JAN-FEB 2006	JAN-FEB 2007	%	JAN-FEB 2006	JAN-FEB 2007	%
	(1)	(2)	(3)	(4)	(5)	(6)
INDIA	24,713	15,529	-37.16	325,649	143,035	-56.08
PAKISTAN	90,176	177,421	96.75	440,650	1,351,201	206.64
BANGLADESH	2,295	3,703	61.35	11,162	7,821	-29.93
SRI LANKA	312,135	362,912	16.27	2,105,582	2,180,342	3.55
IRAQ	15,881	0	-100.00	97,384	0	-100.00
IRAN (ISLAMIC REPUBLIC OF)	2,476	27,806	1,023.02	4,240	335,640	7,816.04
SAUDI ARABIA	832,879	1,025,071	23.08	6,463,368	8,492,032	31.39
KUWAIT	63,484	60,066	-5.38	531,185	626,470	17.94
JORDAN	646	26	-95.98	5,881	982	-83.30
LEBANON	2,269	1,393	-38.61	75,610	51,529	-31.85
PALESTINA	330	0	-100.00	10,001	0	-100.00
YEMEN	36,617	38,100	4.05	474,354	418,208	-11.84
OMAN	18	5,634	31,200.00	231	99,696	43,058.44
SYRIA ARAB REPUBLIC	2	0	-100.00	23	0	-100.00
TURKEY	59,706	65,804	10.21	1,256,732	949,264	-24.47
UNITED ARAB EMIRATES	1,655,393	1,609,989	-2.74	17,018,006	18,555,535	9.03
QATAR	2,651	919	-65.33	56,186	20,974	-62.67
BAHRAIN	7,653	8,659	13.15	48,463	38,529	-20.50
CYPRUS	1,670	1,036	-37.96	25,614	20,558	-19.74
EGYPT	162,547	238,564	46.77	1,787,584	2,027,898	13.44
MOROCCO	8,249	360	-95.64	82,277	15,440	-81.23
TUNISIA	10,127	0	-100.00	50,497	0	-100.00
ALGERIA	81,984	64,816	-20.94	694,864	736,846	6.04
SUDAN	237,050	294,568	24.26	2,724,579	2,977,815	9.29
ERITREA	0	1,926	--	0	9,191	--
ETHIOPIA	152,335	12,540	-91.77	2,035,774	125,400	-93.84
TANZANIA, UNITED REPUBLIC OF	8,096	311,866	3,752.10	19,782	149,676	656.63
MADAGASCAR	17,401	15,389	-11.56	38,980	25,326	-35.03
SOMALIA	26,837	30,516	13.71	342,568	198,512	-42.05
KENYA	301,678	203,456	-32.56	717,424	477,277	-33.47
REUNION	7,366	1,656	-77.52	49,590	18,076	-63.55
MOZAMBIQUE	11,660	77,902	568.11	59,357	143,064	141.02
TOGO	1,243,445	1,567,307	26.05	2,352,279	2,318,008	-1.46
GHANA	269,943	202,572	-24.96	524,565	171,314	-67.34
LIBERIA	35,531	51,295	44.37	36,000	55,200	53.33
GUINEA	331,298	177,582	-46.40	328,970	203,270	-38.21
ANGOLA	194,795	219,455	12.66	413,996	20,833	-94.97
CONGO	184,526	84,000	-54.48	263,747	123,200	-53.29
CAMEROON	198,975	245,406	23.34	268,852	343,844	27.89
NIGERIA	245,645	76,967	-68.67	585,622	396,260	-32.34
GABON	21,333	14,000	-34.37	31,205	9,625	-69.16
COTE D'IVOIRE	72,998	6	-99.99	116,020	318	-99.73
SENEGAL	444,927	563,875	26.73	487,938	518,844	6.33
MAURITANIA	13,240	20,311	53.41	116,650	71,030	-39.11
MALI	96,000	0	-100.00	145,536	0	-100.00
BENIN	472,134	589,463	24.85	2,914,481	2,606,130	-10.58
GAMBIA	38,599	95,218	146.69	29,100	89,613	207.95
U.S. VIRGIN ISLANDS	241	2,249	833.20	1,654	4,656	181.50
SEYCHELLES	53	687	1,196.23	19,360	16,832	-13.06
UGANDA	46,457	63,886	37.52	195,764	180,755	-7.67
CENTRAL AFRICAN REPUBLIC	76	0	-100.00	10,519	0	-100.00
NIGER	51,280	109,357	113.25	347,364	837,360	141.06
DJIBOUTI	235,353	16,672	-92.92	934,225	220,864	-76.36
SWAZILAND	40	0	-100.00	2,148	0	-100.00
SOUTH AFRICA	98,171	148,582	51.35	1,140,910	1,381,122	21.05
ZIMBABWE	12,879	33	-99.74	75,098	223	-99.70
MAURITIUS	4,582	25,198	449.93	39,685	105,961	167.01
AUSTRALIA	428,677	312,295	-27.15	7,375,711	6,875,175	-6.79
NEW ZEALAND	40,882	20,661	-49.46	752,218	417,725	-44.47
GUAM	930	2,551	174.30	10,474	14,634	39.72
PALAU	47	0	-100.00	291	0	-100.00
NEW CALEDONIA	20,473	9,190	-55.11	264,300	104,929	-60.30
NORTHERN MARIANA ISLANDS	572	40	-93.01	27,385	2,903	-89.40
SAINT VINCENT AND THE GRENADINES	51	0	-100.00	369	0	-100.00
VANUATU	878	3,611	311.28	4,319	3,520	-18.50
COOK ISLANDS	390	399	2.31	2,049	3,071	49.88
FIJI	4,969	4,319	-13.08	73,485	9,106	-87.61
SOLOMON ISLANDS	265	0	-100.00	126	0	-100.00
TONGA	18,688	0	-100.00	13,899	0	-100.00
EAST TIMOR	14,348	623	-95.66	13,710	15,410	12.40
UNITED STATES	29,105,579	35,419,267	21.69	504,058,818	589,952,359	17.04
CANADA	784,380	1,001,560	27.69	16,042,496	19,447,720	21.23
MEXICO	180,648	315,273	74.52	2,766,228	5,397,703	95.13
GUATEMALA	0	174	--	0	2,801	--
PANAMA	266,763	299,128	12.13	2,580,185	2,441,500	-5.38
SURINAME	8,526	0	-100.00	42,150	0	-100.00
CHILE	22,706	23,014	1.36	382,128	233,348	-38.93
VENEZUELA	96,584	1,858	-98.08	227,181	67,173	-70.43

TABEL 5. PERKEMBANGAN EKSPOR INDONESIA MENURUT KOMODITI DAN NEGARA TUJUAN

JENIS BARANG	BERAT BERSIH (KG)		PERUB	NILAI FOB (US \$)		PERUB
	JAN-FEB 2006	JAN-FEB 2007	%	JAN-FEB 2006	JAN-FEB 2007	%
(1)	(2)	(3)	(4)	(5)	(6)	(7)
ARGENTINA	32,452	30,011	-7.52	479,637	640,521	33.54
BRAZIL	175,859	262,492	49.26	1,177,649	2,228,570	89.24
COLOMBIA	606	656	8.25	10,017	18,531	85.00
BOLIVIA	64	0	-100.00	2,525	0	-100.00
URUGUAY	1,397	1,633	16.89	21,329	36,933	73.16
PARAGUAY	6	8	33.33	122	201	64.75
ECUADOR	864	7,305	745.49	18,941	67,883	258.39
PERU	571	366	-35.90	10,479	8,697	-17.01
TRINIDAD AND TOBAGO	1	0	-100.00	52	0	-100.00
BAHAMAS	4,582	2,166	-52.73	2,025	2,770	36.79
JAMAICA	302	5,292	1,652.32	9,217	27,326	196.47
PUERTO RICO	67,023	47,138	-29.67	868,906	540,174	-37.83
BELIZE	240	33	-86.25	9,315	46	-99.51
DOMINICAN REPUBLIC	3,658	1,910	-47.79	43,105	6,537	-84.83
EL SALVADOR	686	0	-100.00	1,793	0	-100.00
COSTA RICA	7,587	8,299	9.38	23,189	23,693	2.17
HAITI	1,843	0	-100.00	20,000	0	-100.00
BARBADOS	48	0	-100.00	4,485	0	-100.00
ANTIGUA AND BARBUDA	273	0	-100.00	131	0	-100.00
BERMUDA	539	793	47.12	3,800	7,110	87.11
CAPE VERDE	0	217	--	0	120	--
FRENCH GUIANA	0	3,010	--	0	27,985	--
FRENCH POLYNESIA	14,542	30,278	108.21	132,412	110,627	-16.45
MARTINIQUE	534	3,579	570.22	4,954	19,647	296.59
NETHERLANDS ANTILLES	50,641	19,962	-60.58	502,458	255,284	-49.19
GUADELOUPE	2,887	1,965	-31.94	15,593	20,700	32.75
SAINT KITTS AND NEVIS	0	266	--	0	3,670	--
UNITED KINGDOM	3,131,431	2,739,198	-12.53	49,181,325	46,224,563	-6.01
NETHERLANDS	1,036,602	1,005,770	-2.97	18,246,000	20,138,040	10.37
FRANCE	973,723	704,996	-27.60	16,324,181	13,286,848	-18.61
GERMANY, FED. REP. OF	3,857,439	3,644,760	-5.51	68,319,785	65,838,132	-3.63
AUSTRIA	43,826	59,424	35.59	728,038	1,051,028	44.36
BELGIUM	920,585	806,320	-12.41	17,593,877	16,353,806	-7.05
SWITZERLAND	126,891	111,699	-11.97	2,172,170	2,150,368	-1.00
LUXEMBOURG	1,942	0	-100.00	25,178	0	-100.00
GIBRALTAR	96	0	-100.00	3,320	0	-100.00
MONACO	1,194	0	-100.00	28,305	0	-100.00
DENMARK	47,870	63,419	32.48	789,036	850,160	7.75
NORWAY	47,578	47,978	0.84	909,665	788,229	-13.35
SWEDEN	133,999	116,688	-12.92	2,379,170	2,111,140	-11.27
FINLAND	22,707	6,715	-70.43	275,413	66,145	-75.98
IRELAND	65,869	62,406	-5.26	1,163,548	1,069,892	-8.05
ITALY	803,555	582,851	-27.47	15,703,784	13,978,904	-10.98
SPAIN	885,534	454,925	-48.63	12,540,977	6,346,593	-49.39
PORTUGAL	31,571	17,137	-45.72	209,009	106,117	-49.23
MONTSERRAT	0	172	--	0	3,764	--
GREECE	44,420	52,585	18.38	386,020	520,600	34.86
CZECHOSLOVAKIA	129,548	74,663	-42.37	294,802	80,671	-72.64
HUNGARY	12,764	11,340	-11.16	104,857	115,730	10.37
POLAND	40,610	42,301	4.16	631,126	783,575	24.16
ROMANIA	2,190	1,765	-19.41	26,225	53,184	102.80
BULGARIA	3,206	313	-90.24	47,793	10,231	-78.59
YUGOSLAVIA	296	1,438	385.81	9,102	31,540	246.52
ALBANIA	0	904	--	0	12,337	--
BELARUS	33	0	-100.00	2,170	0	-100.00
KAZAKHSTAN	0	25	--	0	1,369	--
MOLDOVA, REPUBLIC OF	50	27	-46.00	947	762	-19.54
UKRAINE	43,311	95,634	120.81	536,308	1,333,092	148.57
LITHUANIA	0	6,827	--	0	117,521	--
ESTONIA	6,411	2,428	-62.13	60,282	33,225	-44.88
CROATIA	4,465	4,359	-2.37	83,870	6,262	-92.53
BOSNIA AND HERZEGOVINA	0	610	--	0	1,571	--
MALTA	23,714	34,419	45.14	136,206	101,104	-25.77
SLOVAKIA	2,789	9,073	225.31	33,700	204,410	506.56
SLOVENIA	124	835	573.39	2,134	13,620	538.24
CZECH REPUBLIC	6,632	17,941	170.52	157,990	522,379	230.64
REP. OF MACEDONIA	0	984	--	0	4,603	--
RUSSIA FEDERATION	83,204	80,202	-3.61	1,669,340	2,007,269	20.24
-KAIN TENUN	45,035,042	43,947,787	-2.41	212,575,552	217,711,699	2.42
JAPAN	4,852,359	5,381,570	10.91	19,030,098	22,496,464	18.22
HONG KONG	1,548,060	1,210,132	-21.83	8,555,467	7,042,731	-17.68
KOREA, REPUBLIC OF	628,559	617,795	-1.71	2,291,034	2,131,301	-6.97
TAIWAN	172,599	998,804	478.68	509,440	6,181,624	1,113.42
CHINA	909,247	943,652	3.78	6,136,155	6,496,333	5.87
MACAU	32,687	8,090	-75.25	229,503	44,609	-80.56
PAPUA NEW GUINEA	27,926	20,795	-25.54	148,676	130,700	-12.09
THAILAND	1,213,683	1,248,847	2.90	5,742,706	5,098,730	-11.21

TABEL 5. PERKEMBANGAN EKSPOR INDONESIA MENURUT KOMODITI DAN NEGARA TUJUAN

JENIS BARANG	BERAT BERSIH (KG)		PERUB	NILAI FOB (US \$)		PERUB
	JAN-FEB 2006	JAN-FEB 2007	%	JAN-FEB 2006	JAN-FEB 2007	%
(1)	(2)	(3)	(4)	(5)	(6)	(7)
SINGAPORE	688,773	725,717	5.36	3,893,095	3,365,352	-13.56
PHILIPPINES	860,352	724,342	-15.81	7,747,665	7,696,332	-0.66
MALAYSIA	3,046,615	2,758,192	-9.47	11,204,249	10,074,176	-10.09
MYANMAR (FORM. BURMA)	88,040	127,490	44.81	512,371	771,906	50.65
CAMBODIA	679,410	374,417	-44.89	2,499,495	1,539,664	-38.40
BRUNEI DARUSSALAM	19,335	8,388	-56.62	127,432	41,095	-67.75
LAO PEOPLE'S DEMOCRATIC REPUBLI	0	12,579	--	0	44,697	--
NEPAL	1,416	778	-45.06	5,044	4,360	-13.56
VIET NAM	619,379	460,708	-25.62	4,047,878	2,666,490	-34.13
MALDIVES	6,852	6,462	-5.69	51,983	20,038	-61.45
INDIA	522,192	664,729	27.30	3,010,581	3,066,397	1.85
PAKISTAN	114,931	103,973	-9.53	383,936	348,598	-9.20
BANGLADESH	1,631,956	1,600,665	-1.92	6,740,467	6,679,933	-0.90
SRI LANKA	757,387	640,582	-15.42	4,110,123	3,716,268	-9.58
IRAN (ISLAMIC REPUBLIC OF)	263,873	46,837	-82.25	1,281,281	173,484	-86.46
SAUDI ARABIA	1,225,154	1,538,640	25.59	7,017,898	8,864,775	26.32
KUWAIT	181,982	343,815	88.93	1,195,833	2,657,320	122.21
JORDAN	334,586	153,894	-54.00	1,603,126	903,432	-43.65
LEBANON	33,997	38,877	14.35	208,384	232,778	11.71
YEMEN	278,158	207,395	-25.44	1,574,041	1,061,813	-32.54
OMAN	90,401	71,953	-20.41	465,301	418,937	-9.96
SYRIA ARAB REPUBLIC	251,615	202,735	-19.43	1,480,688	1,160,054	-21.65
TURKEY	3,583,622	3,813,191	6.41	16,103,263	16,107,833	0.03
UNITED ARAB EMIRATES	3,608,173	3,703,157	2.63	22,355,193	22,893,952	2.41
QATAR	37,224	23,074	-38.01	193,513	98,782	-48.95
BAHRAIN	40,520	7,511	-81.46	305,644	85,243	-72.11
CYPRUS	33,914	12,211	-63.99	176,899	81,671	-53.83
EGYPT	470,999	68,675	-85.42	1,601,082	393,057	-75.45
LIBYAN ARAB JAMAHIRIYA	86,781	119,976	38.25	441,309	599,425	35.83
MOROCCO	90,802	91,803	1.10	776,775	559,325	-27.99
TUNISIA	18,714	19,689	5.21	113,344	65,116	-42.55
ALGERIA	0	7,628	--	0	43,921	--
SUDAN	99,956	37,071	-62.91	599,263	228,327	-61.90
LESOTHO	126,332	97,401	-22.90	451,019	281,232	-37.65
ETHIOPIA	7,721	6,488	-15.97	44,341	46,999	5.99
MADAGASCAR	84,957	21,149	-75.11	321,322	75,749	-76.43
SOMALIA	0	11,745	--	0	60,762	--
KENYA	211,549	215,187	1.72	843,578	996,191	18.09
MOZAMBIQUE	199,996	0	-100.00	295,371	0	-100.00
TOGO	18,189	12,136	-33.28	69,165	49,554	-28.35
GHANA	41,940	45,755	9.10	208,265	156,829	-24.70
GUINEA	5,804	14,286	146.14	5,746	40,886	611.56
CAMEROON	9,424	15,099	60.22	63,808	88,812	39.19
NIGERIA	724	9,208	1,171.82	23,420	64,428	175.10
GABON	3,318	0	-100.00	5,350	0	-100.00
COTE D'IVOIRE	502	10,232	1,938.25	2,014	31,478	1,462.96
SENEGAL	4,007	1,085	-72.92	3,750	1,050	-72.00
MALI	1,428	0	-100.00	12,071	0	-100.00
BENIN	17,262	11,596	-32.82	162,205	43,548	-73.15
GAMBIA	3,882	0	-100.00	13,507	0	-100.00
DJIBOUTI	18,454	9,883	-46.45	74,322	34,503	-53.58
SWAZILAND	20,126	0	-100.00	46,202	0	-100.00
SOUTH AFRICA	408,069	714,641	75.13	2,056,527	3,129,861	52.19
ZIMBABWE	16,037	138,484	763.53	75,435	375,027	397.15
MAURITIUS	18,588	45,700	145.86	59,448	233,524	292.82
ZAIRE	12,600	0	-100.00	99,351	0	-100.00
AUSTRALIA	431,403	782,791	81.45	1,597,041	2,345,673	46.88
NEW ZEALAND	56,416	72,800	29.04	245,838	376,431	53.12
NEW CALEDONIA	0	698	--	0	1,298	--
NORTHERN MARIANA ISLANDS	0	300	--	0	6,200	--
VANUATU	0	422	--	0	123	--
FIJI	31,411	51,631	64.37	135,457	260,877	92.59
EAST TIMOR	2,322	1,325	-42.94	1,917	37,162	1,838.55
UNITED STATES	2,493,375	2,270,838	-8.93	12,619,183	14,942,830	18.41
CANADA	199,812	153,569	-23.14	1,075,356	1,053,642	-2.02
MEXICO	813,455	731,706	-10.05	2,967,453	3,156,849	6.38
GUATEMALA	29,171	9,743	-66.60	97,727	86,904	-11.07
HONDURAS	27,373	34,605	26.42	199,460	379,843	90.44
NICARAGUA	0	44	--	0	185	--
PANAMA	115,876	103,757	-10.46	549,306	444,817	-19.02
CHILE	59,265	101,153	70.68	243,727	389,736	59.91
VENEZUELA	43,546	8,930	-79.49	159,387	60,896	-61.79
ARGENTINA	88,816	11,290	-87.29	391,492	84,898	-78.31
BRAZIL	204,459	257,650	26.02	1,380,960	1,621,414	17.41
COLOMBIA	57,887	89,162	54.03	317,959	495,703	55.90
URUGUAY	0	7,685	--	0	30,257	--
PARAGUAY	7,795	0	-100.00	55,069	0	-100.00
ECUADOR	943	5,599	493.74	7,092	23,576	232.43

TABEL 5. PERKEMBANGAN EKSPOR INDONESIA MENURUT KOMODITI DAN NEGARA TUJUAN

JENIS BARANG	BERAT BERSIH (KG)		PERUB	NILAI FOB (US \$)		PERUB
	JAN-FEB 2006	JAN-FEB 2007	%	JAN-FEB 2006	JAN-FEB 2007	%
(1)	(2)	(3)	(4)	(5)	(6)	(7)
PERU	30,152	59,239	96.47	174,489	354,453	103.14
DOMINICAN REPUBLIC	54,205	30,697	-43.37	369,672	205,429	-44.43
EL SALVADOR	88,847	0	-100.00	417,770	0	-100.00
COSTA RICA	163	0	-100.00	232	0	-100.00
FRENCH POLYNESIA	3,142	6,527	107.73	43,683	55,969	28.13
MARTINIQUE	0	14	--	0	175	--
NETHERLANDS ANTILLES	561	7	-98.75	3,938	392	-90.05
UNITED KINGDOM	785,436	933,021	18.79	4,052,932	5,694,868	40.51
NETHERLANDS	1,156,367	987,448	-14.61	4,513,144	4,002,050	-11.32
FRANCE	348,763	231,357	-33.66	1,735,430	2,680,690	54.47
GERMANY, FED. REP. OF	1,564,426	971,487	-37.90	7,413,922	4,555,279	-38.56
AUSTRIA	9,317	5,401	-42.03	56,501	47,312	-16.26
BELGIUM	664,714	873,272	31.38	2,498,689	2,716,635	8.72
SWITZERLAND	6	3,092	51,433.33	67	141,423	210,979.10
DENMARK	27,007	31,429	16.37	195,006	257,769	32.19
NORWAY	328	32,829	9,908.84	2,120	139,538	6,481.98
SWEDEN	12,966	17,965	38.55	77,699	99,083	27.52
FINLAND	112,051	146,200	30.48	700,924	953,905	36.09
IRELAND	9,083	12,164	33.92	33,477	39,695	18.57
ITALY	3,381,141	2,452,778	-27.46	11,079,754	8,455,107	-23.69
SPAIN	832,485	902,285	8.38	2,941,302	3,325,891	13.08
PORTUGAL	142,002	94,680	-33.32	635,450	391,127	-38.45
GREECE	94,467	155,345	64.44	538,099	839,275	55.97
HUNGARY	181,111	72,089	-60.20	768,053	519,712	-32.33
POLAND	212,709	300,226	41.14	1,339,389	1,908,719	42.51
ROMANIA	9,281	13,940	50.20	60,060	63,695	6.05
BULGARIA	19,592	16,805	-14.23	110,029	98,730	-10.27
BELARUS	16,792	34,677	106.51	105,308	254,477	141.65
UKRAINE	146,929	173,590	18.15	892,628	1,182,726	32.50
UZBEKISTAN	39,202	39,378	0.45	67,236	105,096	56.31
LATVIA	229	3,750	1,537.55	3,524	10,313	192.65
ESTONIA	5,298	0	-100.00	15,844	0	-100.00
MALTA	0	429	--	0	5,403	--
SLOVAKIA	9,290	30,010	223.04	79,295	161,902	104.18
CZECH REPUBLIC	17,795	23,443	31.74	120,149	155,810	29.68
RUSSIA FEDERATION	12,722	69,601	447.09	78,861	492,261	524.21
-TEKSTIL LAINNYA	186,505,276	190,554,034	2.17	387,670,392	425,993,494	9.89
JAPAN	12,812,308	13,509,813	5.44	35,788,222	39,590,768	10.63
HONG KONG	7,410,732	5,401,736	-27.11	14,186,119	10,351,960	-27.03
KOREA, DEMOCRATIC PEOPLE'S REPL	253,446	0	-100.00	546,610	0	-100.00
KOREA, REPUBLIC OF	14,121,621	16,266,040	15.19	32,965,098	38,371,910	16.40
TAIWAN	5,865,473	5,558,608	-5.23	11,032,010	10,149,877	-8.00
CHINA	7,013,843	8,440,972	20.35	13,004,672	16,478,960	26.72
MACAU	844,907	764	-99.91	2,195,619	31,455	-98.57
PAPUA NEW GUINEA	41,046	1,444	-96.48	85,305	5,958	-93.02
THAILAND	4,117,569	4,751,799	15.40	9,833,300	12,816,900	30.34
SINGAPORE	5,450,097	2,767,614	-49.22	10,456,606	7,528,674	-28.00
PHILIPPINES	5,413,143	3,276,890	-39.46	10,285,094	6,583,360	-35.99
MALAYSIA	4,851,494	5,232,888	7.86	11,275,494	12,612,322	11.86
MYANMAR (FORM. BURMA)	16,260	9,254	-43.09	78,515	58,350	-25.68
CAMBODIA	115,911	69,196	-40.30	359,585	323,382	-10.07
BRUNEI DARUSSALAM	22,169	25,636	15.64	26,144	77,720	197.28
VIET NAM	5,018,519	4,679,614	-6.75	8,377,647	8,485,959	1.29
MALDIVES	8,121	9,684	19.25	46,364	61,739	33.16
INDIA	8,460,776	2,943,285	-65.21	11,840,750	5,492,805	-53.61
PAKISTAN	5,658,471	2,136,882	-62.24	8,415,057	4,099,434	-51.28
BANGLADESH	3,580,779	4,365,160	21.91	8,792,396	10,142,693	15.36
SRI LANKA	2,031,369	2,505,209	23.33	5,590,445	6,855,728	22.63
IRAN (ISLAMIC REPUBLIC OF)	3,693,772	2,843,791	-23.01	7,434,693	5,208,129	-29.95
SAUDI ARABIA	275,377	337,263	22.47	1,319,206	1,448,950	9.84
KUWAIT	30,910	112,667	264.50	192,052	480,439	150.16
JORDAN	124,904	93,411	-25.21	238,670	192,310	-19.42
LEBANON	16,959	16,322	-3.76	66,962	192,512	187.49
YEMEN	162,359	106,788	-34.23	452,221	348,623	-22.91
OMAN	11,244	5,936	-47.21	53,504	24,241	-54.69
SYRIA ARAB REPUBLIC	1,010,884	523,364	-48.23	1,603,487	963,108	-39.94
TURKEY	10,363,039	15,975,521	54.16	19,061,253	35,124,639	84.27
UNITED ARAB EMIRATES	620,930	1,033,787	66.49	3,475,111	3,647,329	4.96
QATAR	2,750	2,370	-13.82	2,825	4,804	70.05
BAHRAIN	60	0	-100.00	278	0	-100.00
CYPRUS	77	94	22.08	1,455	579	-60.21
EGYPT	7,779,633	5,164,331	-33.62	12,795,401	8,780,362	-31.38
LIBYAN ARAB JAMAHIRIYA	0	33,858	--	0	49,248	--
MOROCCO	1,525,929	1,006,432	-34.04	1,771,753	1,201,852	-32.17
TUNISIA	58,911	109,793	86.37	122,251	251,542	105.76
ALGERIA	338,342	479,366	41.68	611,133	1,065,512	74.35
SUDAN	37,792	2,025	-94.64	57,300	2,063	-96.40

TABEL 5. PERKEMBANGAN EKSPOR INDONESIA MENURUT KOMODITI DAN NEGARA TUJUAN

JENIS BARANG	BERAT BERSIH (KG)		PERUB	NILAI FOB (US \$)		PERUB
	JAN-FEB 2006	JAN-FEB 2007	%	JAN-FEB 2006	JAN-FEB 2007	%
(1)	(2)	(3)	(4)	(5)	(6)	(7)
ETHIOPIA	6,600	0	-100.00	22,770	0	-100.00
TANZANIA, UNITED REPUBLIC OF	155,030	25,823	-83.34	272,798	45,103	-83.47
MADAGASCAR	34,063	74,667	119.20	143,354	186,919	30.39
SOMALIA	13,574	0	-100.00	151,716	0	-100.00
KENYA	130,754	282,258	115.87	183,578	408,902	122.74
REUNION	8,817	6,764	-23.28	8,464	7,155	-15.47
BOTSWANA	6,663	0	-100.00	14,709	0	-100.00
TOGO	15,779	12,872	-18.42	41,400	31,408	-24.14
GHANA	150,184	192,074	27.89	444,420	679,189	52.83
GUINEA	25,842	0	-100.00	34,707	0	-100.00
CONGO	22,680	0	-100.00	78,246	0	-100.00
CAMEROON	557	6,422	1,052.96	406	24,011	5,814.04
NIGERIA	45,622	15,261	-66.55	98,805	35,995	-63.57
GABON	0	2,001	--	0	1,377	--
COTE D'IVOIRE	28,644	41,259	44.04	78,857	106,349	34.86
SENEGAL	3	46,512	1,550,300.00	5	144,936	2,898,620.00
MAURITANIA	9,300	224,010	2,308.71	195,000	719,394	268.92
BENIN	63,998	0	-100.00	563,881	0	-100.00
GAMBIA	9,604	7,467	-22.25	8,039	5,244	-34.77
U.S. VIRGIN ISLANDS	50	20	-60.00	376	60	-84.04
SEYCHELLES	76	405	432.89	1,354	797	-41.14
UGANDA	425	490	15.29	3,940	1,825	-53.68
NIGER	755	0	-100.00	8,200	0	-100.00
DJIBOUTI	599,993	204,280	-65.95	1,410,000	523,900	-62.84
SOUTH AFRICA	834,406	1,009,154	20.94	1,720,634	2,378,729	38.25
ZIMBABWE	7,400	272	-96.32	60,952	1,668	-97.26
ZAMBIA	8,191	0	-100.00	19,694	0	-100.00
MAURITIUS	137,963	116,834	-15.31	378,539	433,808	14.60
RWANDA	23,520	0	-100.00	32,599	0	-100.00
AUSTRALIA	2,305,297	3,491,772	51.47	5,139,554	6,846,579	33.21
NEW ZEALAND	442,443	519,702	17.46	1,358,895	1,486,363	9.38
GUAM	2,861	804	-71.90	13,193	2,942	-77.70
PALAU	34	0	-100.00	4,728	0	-100.00
NEW CALEDONIA	9,534	7,070	-25.84	37,919	29,836	-21.32
NORTHERN MARIANA ISLANDS	150	217	44.67	1,263	1,367	8.23
VANUATU	1,139	3,094	171.64	3,862	3,680	-4.71
WALLIS AND FUTUNA ISLANDS	1,142	127	-88.88	1,487	246	-83.46
COOK ISLANDS	2,132	6,829	220.31	4,148	13,290	220.40
FIJI	11,036	7,034	-36.26	53,736	13,005	-75.80
MARSHALL ISLANDS	214	0	-100.00	525	0	-100.00
EAST TIMOR	747	163,037	21,725.57	1,350	289,571	21,349.70
UNITED STATES	13,911,039	13,636,118	-1.98	31,050,817	31,015,397	-0.11
CANADA	1,185,551	950,915	-19.79	2,720,965	2,391,599	-12.10
MEXICO	1,656,854	2,384,555	43.92	3,216,287	4,867,419	51.34
GUATEMALA	85,391	102,643	20.20	168,865	224,409	32.89
HONDURAS	19,596	0	-100.00	51,123	0	-100.00
NICARAGUA	10,427	0	-100.00	23,089	0	-100.00
PANAMA	56,159	12,600	-77.56	126,441	26,880	-78.74
SURINAME	20,651	25,317	22.59	54,897	54,397	-0.91
CHILE	614,172	497,850	-18.94	1,379,466	1,214,571	-11.95
VENEZUELA	1,467,634	512,091	-65.11	3,253,105	1,074,001	-66.99
ARGENTINA	2,518,723	2,804,891	11.36	5,205,797	6,052,451	16.26
BRAZIL	15,021,946	20,244,438	34.77	25,406,636	40,885,193	60.92
COLOMBIA	1,021,174	877,545	-14.07	2,144,801	1,807,023	-15.75
URUGUAY	188,602	8,183	-95.66	378,057	15,203	-95.98
PARAGUAY	0	5,760	--	0	15,782	--
ECUADOR	104,611	399,112	281.52	156,452	766,252	389.77
PERU	293,845	463,135	57.61	657,475	790,902	20.29
TRINIDAD AND TOBAGO	37,541	0	-100.00	58,517	0	-100.00
BAHAMAS	573	3,091	439.44	735	3,256	342.99
JAMAICA	66,508	44,881	-32.52	102,516	86,611	-15.51
PUERTO RICO	469	360	-23.24	7,983	6,105	-23.52
DOMINICAN REPUBLIC	45,072	57,136	26.77	97,493	97,658	0.17
EL SALVADOR	133,397	141,962	6.42	211,760	258,589	22.11
COSTA RICA	63,578	26,075	-58.99	106,166	84,957	-19.98
BARBADOS	337	0	-100.00	789	0	-100.00
BERMUDA	411	69	-83.21	2,877	616	-78.59
CAYMAN ISLANDS	0	59	--	0	16	--
FRENCH GUIANA	0	377	--	0	2,145	--
FRENCH POLYNESIA	18,125	27,679	52.71	50,942	75,429	48.07
GRENADA	0	63	--	0	455	--
MARTINIQUE	146	3,832	2,524.66	1,254	12,614	905.90
NETHERLANDS ANTILLES	1,872	265	-85.84	29,514	4,259	-85.57
SAINT LUCIA	0	62	--	0	866	--
TURKS AND CAICOS ISLANDS	417	0	-100.00	120	0	-100.00
GUADELOUPE	4,430	2,186	-50.65	15,420	9,359	-39.31
SAINT KITTS AND NEVIS	0	331	--	0	4,870	--
UNITED KINGDOM	1,565,582	2,091,614	33.60	3,912,677	4,673,272	19.44

TABEL 5. PERKEMBANGAN EKSPOR INDONESIA MENURUT KOMODITI DAN NEGARA TUJUAN

JENIS BARANG	BERAT BERSIH (KG)		PERUB	NILAI FOB (US \$)		PERUB
	JAN-FEB 2006	JAN-FEB 2007	%	JAN-FEB 2006	JAN-FEB 2007	%
(1)	(2)	(3)	(4)	(5)	(6)	(7)
NETHERLANDS	813,405	780,577	-4.04	2,069,938	2,183,128	5.47
FRANCE	225,512	396,734	75.93	1,115,271	1,924,981	72.60
GERMANY, FED. REP. OF	3,517,136	5,042,672	43.37	9,160,231	12,125,866	32.38
AUSTRIA	5,819	21,859	275.65	50,399	86,354	71.34
BELGIUM	4,325,128	5,309,774	22.77	8,477,869	10,978,776	29.50
SWITZERLAND	91,874	8,973	-90.23	188,801	37,694	-80.04
DENMARK	79,843	153,950	92.82	311,425	508,333	63.23
NORWAY	13,847	202,490	1,362.34	129,559	1,296,897	901.01
SWEDEN	328,287	304,511	-7.24	2,017,961	1,535,840	-23.89
FINLAND	41,209	170,698	314.23	93,685	328,302	250.43
IRELAND	257	8,184	3,084.44	126	15,567	12,254.76
ITALY	5,467,651	7,528,522	37.69	11,011,410	15,369,136	39.57
SPAIN	3,473,834	4,496,048	29.43	7,233,947	9,700,097	34.09
PORTUGAL	848,682	1,249,205	47.19	2,253,147	2,503,237	11.10
GREECE	985,242	1,312,027	33.17	2,321,641	3,169,667	36.53
CZECHOSLOVAKIA	255	0	-100.00	934	0	-100.00
HUNGARY	339,715	395,585	16.45	797,451	688,942	-13.61
POLAND	684,461	819,482	19.73	1,372,780	1,766,467	28.68
ROMANIA	45,123	107,125	137.41	82,475	188,761	128.87
BULGARIA	2,169	54,978	2,434.72	8,651	108,792	1,157.57
YUGOSLAVIA	0	125	--	0	2,326	--
KAZAKHSTAN	0	3,600	--	0	1,046	--
KYRGYZSTAN	0	14,105	--	0	39,813	--
UKRAINE	22,581	23,711	5.00	39,449	44,667	13.23
UZBEKISTAN	40	0	-100.00	5	0	-100.00
LITHUANIA	422,013	401,619	-4.83	660,652	711,736	7.73
LATVIA	17,615	31,571	79.23	67,523	99,340	47.12
ESTONIA	0	25,968	--	0	60,062	--
GEORGIA	4,088	0	-100.00	1,800	0	-100.00
CROATIA	867	1,771	104.27	3,657	4,683	28.06
BOSNIA AND HERZEGOVINA	1,970	0	-100.00	6,091	0	-100.00
MALTA	0	607	--	0	1,225	--
SLOVAKIA	97,150	22	-99.98	153,807	142	-99.91
SLOVENIA	20,794	37,822	81.89	21,730	47,127	116.88
CZECH REPUBLIC	132,665	8,627	-93.50	236,259	56,716	-75.99
RUSSIA FEDERATION	102,063	47,759	-53.21	149,972	355,374	136.96
-BARANG DARI KARET	67,878,564	73,202,516	7.84	178,839,122	203,395,885	13.73
JAPAN	13,292,687	13,271,305	-0.16	36,419,754	39,531,550	8.54
HONG KONG	877,933	704,019	-19.81	2,973,198	3,036,324	2.12
KOREA, REPUBLIC OF	802,361	670,112	-16.48	1,902,321	1,131,730	-40.51
TAIWAN	882,342	556,323	-36.95	2,354,292	1,635,115	-30.55
CHINA	525,280	2,611,245	397.11	1,389,447	5,332,050	283.75
PAPUA NEW GUINEA	428,854	220,185	-48.66	958,231	595,083	-37.90
THAILAND	1,300,364	1,585,122	21.90	4,246,174	5,152,645	21.35
SINGAPORE	1,395,583	1,005,530	-27.95	8,322,689	7,305,625	-12.22
PHILIPPINES	1,875,635	2,034,991	8.50	3,391,115	3,176,614	-6.33
MALAYSIA	2,426,705	2,274,636	-6.27	4,909,915	4,512,377	-8.10
MYANMAR (FORM. BURMA)	141,940	64,197	-54.77	306,564	177,838	-41.99
CAMBODIA	115,614	85,469	-26.07	263,702	236,373	-10.36
BRUNEI DARUSSALAM	53,087	45,705	-13.91	108,820	125,419	15.25
LAO PEOPLE'S DEMOCRATIC REPUBLI	18,501	1,192	-93.56	43,804	3,591	-91.80
NEPAL	19,527	7,330	-62.46	42,651	20,699	-51.47
VIET NAM	675,381	549,027	-18.71	1,718,516	1,465,907	-14.70
MALDIVES	5,887	0	-100.00	14,441	0	-100.00
INDIA	182,476	360,870	97.76	444,898	646,496	45.31
PAKISTAN	426,705	500,747	17.35	908,268	1,145,152	26.08
BANGLADESH	266,281	298,659	12.16	529,199	697,301	31.77
SRI LANKA	363,452	435,343	19.78	790,195	909,991	15.16
AFGHANISTAN	30,832	24,769	-19.66	80,909	62,228	-23.09
IRAQ	12,174	0	-100.00	33,801	0	-100.00
IRAN (ISLAMIC REPUBLIC OF)	475,046	359,902	-24.24	1,181,526	808,155	-31.60
SAUDI ARABIA	2,993,935	4,044,409	35.09	6,597,301	10,367,984	57.15
KUWAIT	116,851	43,364	-62.89	245,717	105,586	-57.03
JORDAN	302,163	349,651	15.72	527,825	844,742	60.04
LEBANON	220,353	234,655	6.49	518,900	626,622	20.76
YEMEN	601,048	700,573	16.56	1,366,997	1,940,550	41.96
OMAN	99,886	176,853	77.05	231,525	468,407	102.31
SYRIA ARAB REPUBLIC	192,047	391,469	103.84	422,402	799,457	89.26
TURKEY	624,719	505,231	-19.13	1,546,723	1,461,489	-5.51
UNITED ARAB EMIRATES	3,425,490	3,484,709	1.73	8,412,343	8,674,154	3.11
QATAR	76,564	111,449	45.56	176,893	304,637	72.22
BAHRAIN	26,333	65,559	148.96	65,976	191,055	189.58
CYPRUS	30,884	5,284	-82.89	90,824	13,746	-84.87
EGYPT	2,357,474	1,387,670	-41.14	4,852,174	3,161,329	-34.85
LIBYAN ARAB JAMAHIRIYA	327,301	236,769	-27.66	811,762	609,275	-24.94
MOROCCO	25,910	43,631	68.39	66,933	99,085	48.04
TUNISIA	10,674	6,090	-42.95	26,537	17,800	-32.92

TABEL 5. PERKEMBANGAN EKSPOR INDONESIA MENURUT KOMODITI DAN NEGARA TUJUAN

JENIS BARANG	BERAT BERSIH (KG)		PERUB	NILAI FOB (US \$)		PERUB
	JAN-FEB 2006	JAN-FEB 2007	%	JAN-FEB 2006	JAN-FEB 2007	%
(1)	(2)	(3)	(4)	(5)	(6)	(7)
ALGERIA	24,006	68,346	184.70	64,245	178,379	177.65
SUDAN	74,152	42,916	-42.12	176,199	113,920	-35.35
TANZANIA, UNITED REPUBLIC OF	30,072	0	-100.00	64,544	0	-100.00
KENYA	26,545	28,423	7.07	63,091	71,604	13.49
REUNION	16,972	641	-96.22	57,065	208	-99.64
MOZAMBIQUE	14,208	0	-100.00	34,625	0	-100.00
GHANA	96,826	26,715	-72.41	91,436	66,334	-27.45
LIBERIA	0	3,981	--	0	10,357	--
GUINEA	750	0	-100.00	1,500	0	-100.00
ANGOLA	13,600	0	-100.00	32,839	0	-100.00
NIGERIA	301,473	184,759	-38.71	594,834	370,138	-37.77
COTE D'IVOIRE	23,858	0	-100.00	51,661	0	-100.00
SENEGAL	11,715	0	-100.00	23,912	0	-100.00
BENIN	27,655	0	-100.00	72,469	0	-100.00
UGANDA	27,957	41,280	47.66	71,407	105,415	47.63
DJIBOUTI	104,057	61,407	-40.99	202,388	140,817	-30.42
SOUTH AFRICA	150,806	346,611	129.84	362,498	953,254	162.97
MALAWI	5,516	0	-100.00	13,844	0	-100.00
MAURITIUS	46,282	56,171	21.37	113,165	123,999	9.57
AUSTRALIA	976,693	1,693,861	73.43	2,476,610	4,764,614	92.38
NEW ZEALAND	218,694	434,905	98.86	539,391	1,208,361	124.02
MICRONESIA, FEDERATED STATES OF	14	0	-100.00	57	0	-100.00
VANUATU	3,983	4,124	3.54	9,530	11,452	20.17
AMERICAN SAMOA	14,198	72	-99.49	43,241	841	-98.06
COOK ISLANDS	7,934	33	-99.58	2,824	564	-80.03
FIJI	44,308	27,469	-38.00	98,644	76,135	-22.82
SAMOA	27,935	19,700	-29.48	65,897	86,791	31.71
SOLOMON ISLANDS	650	0	-100.00	9,818	0	-100.00
EAST TIMOR	46,367	368	-99.21	34,018	150	-99.56
UNITED STATES	12,388,737	15,169,578	22.45	33,775,244	43,075,285	27.54
CANADA	206,164	366,209	77.63	482,939	939,202	94.48
MEXICO	141,025	217,826	54.46	386,966	534,787	38.20
GUATEMALA	24,566	46,300	88.47	59,209	122,923	107.61
HONDURAS	174,102	48,613	-72.08	360,240	88,199	-75.52
NICARAGUA	0	7,810	--	0	19,913	--
PANAMA	1	76,961	7,696,000.00	4	248,618	6,215,350.00
CHILE	33,189	37,409	12.72	44,886	87,785	95.57
VENEZUELA	0	55,951	--	0	176,291	--
ARGENTINA	59,154	63,632	7.57	152,804	181,041	18.48
BRAZIL	220,546	226,980	2.92	447,243	533,820	19.36
COLOMBIA	58,085	205,146	253.18	152,479	454,987	198.39
URUGUAY	15,131	10,005	-33.88	28,427	30,310	6.62
PARAGUAY	12,711	0	-100.00	29,197	0	-100.00
ECUADOR	8,851	0	-100.00	18,884	0	-100.00
PERU	25,025	109,281	336.69	57,006	179,358	214.63
TRINIDAD AND TOBAGO	0	68,581	--	0	229,731	--
JAMAICA	164,598	183,865	11.71	398,072	460,900	15.78
PUERTO RICO	0	4,281	--	0	13,230	--
DOMINICAN REPUBLIC	116,811	43,323	-62.91	279,953	124,918	-55.38
COSTA RICA	198,422	76,815	-61.29	458,371	191,498	-58.22
HAITI	12,109	0	-100.00	30,468	0	-100.00
DOMINICA	25,848	20,849	-19.34	62,824	48,695	-22.49
FRENCH POLYNESIA	4,130	0	-100.00	10,197	0	-100.00
UNITED KINGDOM	2,367,777	3,443,961	45.45	6,288,554	9,556,492	51.97
NETHERLANDS	990,197	1,140,289	15.16	2,224,345	3,355,822	50.87
FRANCE	374,648	457,925	22.23	987,151	1,307,054	32.41
GERMANY, FED. REP. OF	3,401,726	2,186,218	-35.73	10,751,727	7,738,886	-28.02
AUSTRIA	21,773	856	-96.07	50,172	5,491	-89.06
BELGIUM	1,240,005	1,341,449	8.18	2,920,179	3,472,054	18.90
SWITZERLAND	15,023	0	-100.00	37,760	0	-100.00
LUXEMBOURG	26	232	792.31	139	602	333.09
DENMARK	127,916	235,416	84.04	274,206	554,510	102.22
NORWAY	262,388	110,840	-57.76	753,906	308,705	-59.05
SWEDEN	446,479	161,024	-63.93	1,307,310	452,249	-65.41
FINLAND	435,034	473,413	8.82	1,067,990	1,323,675	23.94
IRELAND	91,386	120,089	31.41	238,675	357,805	49.91
ITALY	2,119,438	1,954,130	-7.80	5,538,414	5,562,722	0.44
SPAIN	662,251	711,752	7.47	1,655,210	2,037,318	23.09
PORTUGAL	380,078	591,293	55.57	1,093,675	1,685,770	54.14
GREECE	110,056	153,431	39.41	287,118	440,607	53.46
HUNGARY	54,746	68,269	24.70	185,752	267,269	43.88
POLAND	141,096	28,167	-80.04	344,649	222,857	-35.34
BULGARIA	47,512	39,133	-17.64	77,729	97,362	25.26
ARMENIA	37,454	24,602	-34.31	95,256	63,210	-33.64
AZERBAIJAN	10,671	0	-100.00	25,254	0	-100.00
TURKMENISTAN	13,094	0	-100.00	33,316	0	-100.00
UKRAINE	19,528	21,289	9.02	38,053	69,034	81.42
LITHUANIA	47,170	11,674	-75.25	113,151	37,501	-66.86

TABEL 5. PERKEMBANGAN EKSPOR INDONESIA MENURUT KOMODITI DAN NEGARA TUJUAN

JENIS BARANG	BERAT BERSIH (KG)		PERUB	NILAI FOB (US \$)		PERUB
	JAN-FEB 2006	JAN-FEB 2007	%	JAN-FEB 2006	JAN-FEB 2007	%
(1)	(2)	(3)	(4)	(5)	(6)	(7)
LATVIA	66,067	149,620	126.47	138,310	355,365	156.93
ESTONIA	12,181	44,477	265.13	39,120	142,162	263.40
GEORGIA	13,608	40,722	199.25	32,505	112,731	246.81
CROATIA	0	7,800	--	0	19,800	--
MALTA	11,655	0	-100.00	35,153	0	-100.00
SLOVAKIA	8,643	0	-100.00	24,125	0	-100.00
SLOVENIA	0	43,754	--	0	57,401	--
CZECH REPUBLIC	8,520	12,518	46.92	32,062	73,678	129.80
REP. OF MACEDONIA	19,499	0	-100.00	44,600	0	-100.00
RUSSIA FEDERATION	68,209	92,932	36.25	201,129	298,748	48.54
-SHEET	50,351,219	52,517,897	4.30	82,993,148	91,968,776	10.81
JAPAN	15,651,665	14,229,761	-9.08	25,438,760	24,442,323	-3.92
HONG KONG	128,141	0	-100.00	231,177	0	-100.00
KOREA, REPUBLIC OF	1,384,090	1,642,140	18.64	2,314,784	2,917,706	26.05
TAIWAN	963,972	868,266	-9.93	1,586,884	1,562,514	-1.54
CHINA	6,777,954	7,848,177	15.79	11,027,893	13,600,536	23.33
SINGAPORE	439,577	983,673	123.78	798,947	1,937,515	142.51
PHILIPPINES	779,241	604,800	-22.39	1,302,025	1,026,891	-21.13
MALAYSIA	2,500	0	-100.00	60	0	-100.00
VIET NAM	311,435	262,080	-15.85	499,070	447,653	-10.30
INDIA	0	3,996,401	--	0	6,898,574	--
PAKISTAN	241,920	0	-100.00	393,926	0	-100.00
SRI LANKA	40,320	0	-100.00	61,690	0	-100.00
TURKEY	153,600	418,560	172.50	269,028	770,178	186.28
EGYPT	423,360	483,840	14.29	689,148	889,289	29.04
ALGERIA	0	85,680	--	0	145,441	--
KENYA	80,640	0	-100.00	129,024	0	-100.00
SOUTH AFRICA	924,480	1,162,560	25.75	1,527,818	1,994,588	30.55
AUSTRALIA	60,480	1,329,712	2,098.60	96,466	2,225,731	2,207.27
NEW ZEALAND	80,640	120,960	50.00	133,862	200,189	49.55
UNITED STATES	5,039,830	3,561,940	-29.32	8,634,881	6,412,767	-25.73
CANADA	2,219,658	1,959,997	-11.70	3,748,282	3,681,056	-1.79
MEXICO	503,999	786,240	56.00	793,469	1,326,176	67.14
CHILE	78,786	0	-100.00	130,761	0	-100.00
VENEZUELA	403,200	100,800	-75.00	649,555	162,288	-75.02
ARGENTINA	120,960	20,160	-83.33	205,632	37,901	-81.57
BRAZIL	423,360	258,240	-39.00	653,980	482,485	-26.22
PERU	100,800	0	-100.00	161,280	0	-100.00
MARTINIQUE	64	0	-100.00	303	0	-100.00
GUADELOUPE	2	0	-100.00	25	0	-100.00
UNITED KINGDOM	1,814,400	407,280	-77.55	2,973,801	678,475	-77.18
NETHERLANDS	2,011,320	1,290,240	-35.85	3,306,440	2,226,723	-32.65
FRANCE	274,993	579,977	110.91	459,797	1,058,980	130.31
GERMANY, FED. REP. OF	461,399	2,569,026	456.79	806,470	4,524,115	460.98
BELGIUM	3,993,666	2,715,840	-32.00	6,582,895	4,746,741	-27.89
ITALY	233,100	148,680	-36.22	393,227	233,554	-40.61
SPAIN	141,506	947,520	569.60	227,159	1,701,046	648.83
GREECE	0	241,920	--	0	425,129	--
POLAND	3,628,800	1,501,992	-58.61	6,003,374	2,683,690	-55.30
ROMANIA	60,480	211,680	250.00	99,187	364,389	267.38
BULGARIA	0	19,200	--	0	34,176	--
BELARUS	0	640,706	--	0	1,178,980	--
UKRAINE	0	38,466	--	0	91,412	--
SLOVENIA	85,680	58,560	-31.65	145,656	100,853	-30.76
RUSSIA FEDERATION	311,201	422,823	35.87	516,412	758,712	46.92
-CRUMB RUBBER	321,752,091	319,426,419	-0.72	517,494,573	542,391,462	4.81
JAPAN	51,460,484	43,473,993	-15.52	81,949,191	73,228,781	-10.64
HONG KONG	0	100,800	--	0	177,820	--
KOREA, REPUBLIC OF	11,263,980	15,597,540	38.47	18,313,418	26,621,333	45.37
TAIWAN	1,330,559	1,885,768	41.73	2,048,262	3,166,211	54.58
CHINA	35,246,545	33,011,545	-6.34	56,909,520	58,062,230	2.03
SINGAPORE	23,403,740	22,902,602	-2.14	38,290,568	39,511,232	3.19
MALAYSIA	0	467,818	--	0	831,265	--
VIET NAM	1,713,600	2,499,837	45.88	2,763,135	4,334,625	56.87
INDIA	544,320	10,725,423	1,870.43	917,045	18,455,562	1,912.50
PAKISTAN	1,028,348	403,199	-60.79	1,729,352	628,468	-63.66
SRI LANKA	100,800	0	-100.00	161,451	0	-100.00
IRAN (ISLAMIC REPUBLIC OF)	362,880	504,000	38.89	589,985	911,696	54.53
YEMEN	0	100,800	--	0	189,120	--
TURKEY	4,655,118	6,487,679	39.37	7,728,174	11,343,977	46.79
UNITED ARAB EMIRATES	80,640	0	-100.00	143,942	0	-100.00
EGYPT	0	40,320	--	0	69,754	--
TUNISIA	322,560	100,800	-68.75	510,454	187,226	-63.32
ALGERIA	21,420	128,520	500.00	34,943	224,777	543.27
KENYA	100,800	463,680	360.00	140,112	850,323	506.89
MAURITANIA	120,960	0	-100.00	201,049	0	-100.00

TABEL 5. PERKEMBANGAN EKSPOR INDONESIA MENURUT KOMODITI DAN NEGARA TUJUAN

JENIS BARANG	BERAT BERSIH (KG)		PERUB	NILAI FOB (US \$)		PERUB
	JAN-FEB 2006	JAN-FEB 2007	%	JAN-FEB 2006	JAN-FEB 2007	%
(1)	(2)	(3)	(4)	(5)	(6)	(7)
SOUTH AFRICA	3,483,840	3,830,400	9.95	5,638,525	6,447,317	14.34
AUSTRALIA	2,983,680	1,350,720	-54.73	4,681,802	2,195,308	-53.11
NEW ZEALAND	567,479	221,760	-60.92	913,148	361,989	-60.36
EAST TIMOR	42,840	60,480	41.18	68,944	103,924	50.74
UNITED STATES	110,531,608	105,669,086	-4.40	176,367,550	175,463,960	-0.51
CANADA	9,919,139	5,996,339	-39.55	15,814,800	10,030,977	-36.57
MEXICO	3,935,680	3,153,918	-19.86	6,254,516	5,346,542	-14.52
CHILE	1,582,599	997,919	-36.94	2,507,286	1,695,349	-32.38
VENEZUELA	1,716,800	504,000	-70.64	2,771,695	952,045	-65.65
ARGENTINA	4,393,026	2,640,960	-39.88	7,024,913	4,390,612	-37.50
BRAZIL	6,951,358	6,349,977	-8.65	11,231,056	10,926,330	-2.71
COLOMBIA	3,447,367	2,303,280	-33.19	5,611,914	3,922,629	-30.10
ECUADOR	624,960	826,560	32.26	1,000,653	1,433,074	43.21
PERU	1,169,280	589,680	-49.57	1,947,604	967,285	-50.33
COSTA RICA	136,716	483,840	253.90	193,536	858,735	343.71
UNITED KINGDOM	1,843,980	2,797,500	51.71	2,862,058	4,760,630	66.34
NETHERLANDS	3,033,118	2,649,779	-12.64	4,848,520	4,627,053	-4.57
FRANCE	4,476,765	6,891,234	53.93	7,474,035	11,622,472	55.50
GERMANY, FED. REP. OF	12,720,958	10,805,580	-15.06	20,917,336	19,235,995	-8.04
AUSTRIA	120,960	0	-100.00	193,330	0	-100.00
BELGIUM	1,309,806	4,580,759	249.73	2,094,020	7,823,850	273.63
LUXEMBOURG	1,592,640	0	-100.00	2,811,041	0	-100.00
SWEDEN	282,240	302,400	7.14	461,874	525,549	13.79
IRELAND	85,680	85,680	0.00	138,125	141,404	2.37
ITALY	2,869,020	3,422,159	19.28	4,707,438	5,912,687	25.60
SPAIN	4,064,760	5,575,500	37.17	6,597,487	9,351,944	41.75
PORTUGAL	60,480	0	-100.00	94,835	0	-100.00
GREECE	403,200	181,440	-55.00	602,428	306,097	-49.19
HUNGARY	418,320	257,040	-38.55	683,344	485,934	-28.89
POLAND	1,392,300	3,544,377	154.57	2,245,807	6,063,562	169.99
ROMANIA	1,083,600	2,241,540	106.86	1,785,102	3,808,324	113.34
YUGOSLAVIA	40,320	0	-100.00	63,778	0	-100.00
SLOVENIA	2,634,480	1,807,140	-31.40	4,323,840	3,131,511	-27.58
CZECH REPUBLIC	0	120,960	--	0	220,557	--
RUSSIA FEDERATION	76,338	290,088	280.00	131,632	483,417	267.25
-CREPE	947,788	2,676,500	182.39	1,590,776	4,923,701	209.52
KOREA, REPUBLIC OF	0	15,120	--	0	24,844	--
CHINA	624,960	0	-100.00	1,074,690	0	-100.00
SINGAPORE	0	100,800	--	0	214,804	--
VIET NAM	0	100,800	--	0	205,632	--
INDIA	0	141,120	--	0	251,218	--
YEMEN	0	40,320	--	0	76,810	--
EGYPT	0	60,480	--	0	122,774	--
SOUTH AFRICA	262,080	120,960	-53.85	418,522	200,982	-51.98
AUSTRALIA	1	0	-100.00	17	0	-100.00
UNITED STATES	60,480	1,048,320	1,633.33	96,768	1,885,733	1,848.72
CANADA	0	201,600	--	0	384,209	--
FRENCH POLYNESIA	1	0	-100.00	25	0	-100.00
UNITED KINGDOM	3	60,480	2,015,900.00	62	112,190	180,851.61
NETHERLANDS	3	0	-100.00	32	0	-100.00
FRANCE	78	101,029	129,424.36	164	171,339	104,375.00
GERMANY, FED. REP. OF	0	322,560	--	0	576,930	--
DENMARK	154	0	-100.00	334	0	-100.00
SPAIN	28	31	10.71	162	262	61.73
PORTUGAL	0	20,160	--	0	35,810	--
GREECE	0	302,400	--	0	574,686	--
YUGOSLAVIA	0	40,320	--	0	85,478	--
-BUNGKIL KELAPA	75,302,535	29,378,869	-60.99	3,881,810	3,241,433	-16.50
JAPAN	171,000	0	-100.00	32,250	0	-100.00
KOREA, REPUBLIC OF	31,692,903	17,808,719	-43.81	1,387,020	2,013,038	45.13
TAIWAN	0	749,730	--	0	134,989	--
CHINA	10,661,000	81,000	-99.24	586,355	21,870	-96.27
MALAYSIA	35,000	0	-100.00	1,398	0	-100.00
VIET NAM	6,760,000	8,406,140	24.35	274,950	876,805	218.90
INDIA	6,754,550	0	-100.00	358,629	0	-100.00
PAKISTAN	181,300	334,360	84.42	44,419	40,123	-9.67
AUSTRALIA	0	98,920	--	0	15,208	--
NETHERLANDS	15,543,664	0	-100.00	944,547	0	-100.00
GERMANY, FED. REP. OF	3,400,000	1,900,000	-44.12	224,400	139,400	-37.88
GREECE	103,118	0	-100.00	27,842	0	-100.00
-DEDAK/BEKATUL	56,557,486	57,453,178	1.58	5,220,590	10,630,079	103.62
JAPAN	166,471	13,585	-91.84	20,457	1,552	-92.41
KOREA, REPUBLIC OF	52,651,055	51,939,110	-1.35	4,849,202	9,988,677	105.99
TAIWAN	3,523,960	0	-100.00	319,576	0	-100.00
THAILAND	216,000	0	-100.00	31,355	0	-100.00

TABEL 5. PERKEMBANGAN EKSPOR INDONESIA MENURUT KOMODITI DAN NEGARA TUJUAN

JENIS BARANG	BERAT BERSIH (KG)		PERUB %	NILAI FOB (US \$)		PERUB %
	JAN-FEB 2006	JAN-FEB 2007		JAN-FEB 2006	JAN-FEB 2007	
(1)	(2)	(3)	(4)	(5)	(6)	(7)
MALAYSIA	0	483	--	0	7,350	--
VIET NAM	0	5,500,000	--	0	632,500	--
-LAINNYA	372,729,469	395,264,521	6.05	20,384,412	29,303,421	43.75
JAPAN	3,484,733	2,397,895	-31.19	963,495	557,752	-42.11
HONG KONG	1	302	30,100.00	23	7,292	31,604.35
KOREA, REPUBLIC OF	37,496,888	39,417,110	5.12	1,824,079	2,974,264	63.06
TAIWAN	505,606	760,689	50.45	75,432	253,860	236.54
CHINA	5,014	1,106,930	21,976.79	5,823	703,523	11,981.80
THAILAND	30,373,360	28,244,191	-7.01	1,153,120	1,402,779	21.65
SINGAPORE	20,998	1,020,585	4,760.39	137,014	81,358	-40.62
PHILIPPINES	48,000	6,702,610	13,863.77	6,000	459,196	7,553.27
MALAYSIA	92,542	508,852	449.86	53,770	204,247	279.85
BRUNEI DARUSSALAM	400	0	-100.00	6,112	0	-100.00
VIET NAM	10,004,846	17,644,870	76.36	533,713	1,354,411	153.77
INDIA	686,840	439,737	-35.98	319,419	130,613	-59.11
PAKISTAN	1,035	0	-100.00	2,268	0	-100.00
BANGLADESH	300,000	1,041,029	247.01	126,000	337,057	167.51
EGYPT	511,320	0	-100.00	102,264	0	-100.00
TUNISIA	2,074,250	0	-100.00	82,970	0	-100.00
TANZANIA, UNITED REPUBLIC OF	0	18,000	--	0	18,206	--
NIGERIA	200,000	200,000	0.00	101,000	103,000	1.98
SOUTH AFRICA	104,000	104,000	0.00	91,405	87,435	-4.34
AUSTRALIA	860,331	225,863	-73.75	242,230	220,105	-9.13
NEW ZEALAND	0	27,500,000	--	0	1,420,056	--
EAST TIMOR	15	0	-100.00	6	0	-100.00
UNITED STATES	37,407	840	-97.75	61,638	14,077	-77.16
UNITED KINGDOM	39,000	0	-100.00	33,248	0	-100.00
NETHERLANDS	236,380,243	207,208,608	-12.34	12,605,639	14,867,325	17.94
GERMANY, FED. REP. OF	28,421,500	60,696,410	113.56	1,298,552	4,082,620	214.40
BELGIUM	3,140	0	-100.00	34,181	0	-100.00
ITALY	21,000,000	0	-100.00	465,003	0	-100.00
POLAND	26,000	26,000	0.00	19,500	24,245	24.33
CZECH REPUBLIC	52,000	0	-100.00	40,508	0	-100.00
-MINYAK ATSIRI LAINNYA	583,160	714,939	22.60	9,501,628	11,464,003	20.65
JAPAN	4,655	4,957	6.49	88,107	145,354	64.97
HONG KONG	828	703	-15.10	2,345	2,701	15.18
TAIWAN	39	0	-100.00	1,305	0	-100.00
CHINA	17,708	20,000	12.94	95,763	165,077	72.38
THAILAND	1,246	374	-69.98	10,254	2,787	-72.82
SINGAPORE	217,770	305,331	40.21	2,814,546	3,297,024	17.14
PHILIPPINES	0	413	--	0	8,661	--
MALAYSIA	1,461	1,942	32.92	19,848	43,124	117.27
BRUNEI DARUSSALAM	937	1,544	64.78	4,344	4,992	14.92
INDIA	26,846	44,329	65.12	465,702	684,362	46.95
SRI LANKA	0	50	--	0	1,100	--
SAUDI ARABIA	109	0	-100.00	250	0	-100.00
TURKEY	16,588	0	-100.00	79,363	0	-100.00
UNITED ARAB EMIRATES	0	9,000	--	0	264,200	--
EGYPT	0	616	--	0	4,272	--
KENYA	180	0	-100.00	220	0	-100.00
BENIN	0	2,254	--	0	12,054	--
SOUTH AFRICA	2,000	1,842	-7.90	11,400	24,240	112.63
AUSTRALIA	349	487	39.54	14,916	3,371	-77.40
GUAM	0	2,000	--	0	4,410	--
UNITED STATES	110,724	136,387	23.18	2,456,990	2,053,672	-16.42
CANADA	0	6,004	--	0	37,320	--
MEXICO	400	2,525	531.25	1,940	19,800	920.62
CHILE	2,000	0	-100.00	23,800	0	-100.00
ARGENTINA	0	75	--	0	703	--
BRAZIL	2,767	2,396	-13.41	36,534	22,557	-38.26
UNITED KINGDOM	18,996	19,271	1.45	161,492	563,066	248.66
NETHERLANDS	71,981	12,622	-82.46	1,396,886	321,675	-76.97
FRANCE	41,984	39,917	-4.92	922,286	1,086,498	17.80
GERMANY, FED. REP. OF	18,385	33,578	82.64	351,468	906,987	158.06
BELGIUM	600	250	-58.33	142,200	73,863	-48.06
SWITZERLAND	17,583	39,373	123.93	246,468	1,145,343	364.70
ITALY	1,208	5,099	322.10	27,241	47,590	74.70
SPAIN	5,676	21,600	280.55	125,575	517,200	311.87
POLAND	140	0	-100.00	385	0	-100.00
-WANGI-WANGIAN DARI MINYAK ATSII	8,250,086	7,877,545	-4.52	22,939,057	25,315,309	10.36
JAPAN	474,277	563,502	18.81	1,394,175	1,798,284	28.99
HONG KONG	108,278	166,029	53.34	820,271	1,003,223	22.30
KOREA, REPUBLIC OF	48,000	13,076	-72.76	160,124	99,717	-37.73
TAIWAN	550,796	552,705	0.35	439,949	674,829	53.39
CHINA	458,253	116,757	-74.52	213,698	360,062	68.49

TABEL 5. PERKEMBANGAN EKSPOR INDONESIA MENURUT KOMODITI DAN NEGARA TUJUAN

JENIS BARANG	BERAT BERSIH (KG)		PERUB	NILAI FOB (US \$)		PERUB
	JAN-FEB 2006	JAN-FEB 2007	%	JAN-FEB 2006	JAN-FEB 2007	%
(1)	(2)	(3)	(4)	(5)	(6)	(7)
MONGOLIA	1,130	0	-100.00	40,203	0	-100.00
PAPUA NEW GUINEA	36,972	37,264	0.79	108,346	102,571	-5.33
THAILAND	822,000	806,451	-1.89	4,339,582	5,821,896	34.16
SINGAPORE	390,111	1,069,168	174.07	1,864,157	1,550,623	-16.82
PHILIPPINES	247,206	221,976	-10.21	1,574,261	1,902,334	20.84
MALAYSIA	1,851,940	1,290,691	-30.31	4,357,212	3,675,716	-15.64
MYANMAR (FORM. BURMA)	600	5,755	859.17	13,990	78,830	463.47
CAMBODIA	0	15	--	0	528	--
BRUNEI DARUSSALAM	32,957	31,298	-5.03	107,060	111,636	4.27
NEPAL	800	0	-100.00	12,960	0	-100.00
VIET NAM	732,791	134,274	-81.68	1,059,431	1,133,458	6.99
MALDIVES	54,186	49,872	-7.96	97,467	120,927	24.07
INDIA	65,593	165,262	151.95	135,284	365,810	170.40
PAKISTAN	92,956	31,302	-66.33	218,658	167,448	-23.42
BANGLADESH	96	1,279	1,232.29	1,300	5,593	330.23
SRI LANKA	12,204	21,455	75.80	14,740	24,755	67.94
IRAQ	0	17,595	--	0	40,072	--
IRAN (ISLAMIC REPUBLIC OF)	14,850	10,508	-29.24	136,590	34,517	-74.73
SAUDI ARABIA	40,572	56,997	40.48	72,710	165,620	127.78
JORDAN	4,681	0	-100.00	15,204	0	-100.00
LEBANON	10,312	0	-100.00	27,396	0	-100.00
PALESTINA	500	0	-100.00	9,950	0	-100.00
YEMEN	98,812	67,251	-31.94	162,445	145,181	-10.63
UNITED ARAB EMIRATES	1,191,448	1,399,815	17.49	3,434,657	3,630,694	5.71
QATAR	732	0	-100.00	1,028	0	-100.00
EGYPT	2,752	457	-83.39	18,985	3,209	-83.10
LIBYAN ARAB JAMAHIRIYA	26,942	32,646	21.17	34,799	86,740	149.26
NAMIBIA	216	0	-100.00	399	0	-100.00
TANZANIA, UNITED REPUBLIC OF	0	76,484	--	0	84,032	--
MADAGASCAR	13,845	12,561	-9.27	25,739	18,553	-27.92
KENYA	124,479	218,941	75.89	185,806	380,943	105.02
EQUATORIAL GUINEA	4,483	0	-100.00	7,438	0	-100.00
TOGO	17,795	0	-100.00	14,548	0	-100.00
GHANA	30,441	12,240	-59.79	49,713	36,856	-25.86
ANGOLA	4,108	1,944	-52.68	4,400	6,300	43.18
CAMEROON	1,880	0	-100.00	1,395	0	-100.00
NIGERIA	6,156	11,507	86.92	19,999	53,350	166.76
GABON	8,280	0	-100.00	23,782	0	-100.00
COTE D'IVOIRE	318	17,640	5,447.17	1,569	26,279	1,574.89
SENEGAL	31,743	87,293	175.00	26,280	97,148	269.67
BENIN	29,504	80,624	173.26	185,600	150,445	-18.94
BURKINA FASO	3,547	0	-100.00	3,444	0	-100.00
GAMBIA	0	362	--	0	751	--
SEYCHELLES	15,033	188	-98.75	19,459	195	-99.00
UGANDA	0	48,180	--	0	61,320	--
CENTRAL AFRICAN REPUBLIC	6,543	0	-100.00	10,090	0	-100.00
NIGER	196	0	-100.00	313	0	-100.00
DJIBOUTI	15,138	24,480	61.71	22,200	37,400	68.47
SOUTH AFRICA	0	257	--	0	1,325	--
MAURITIUS	37,868	10,572	-72.08	85,438	15,828	-81.47
AUSTRALIA	106,908	16,747	-84.34	225,820	44,277	-80.39
NEW ZEALAND	1,072	2,721	153.82	1,951	6,835	250.33
MICRONESIA, FEDERATED STATES OF	0	1,374	--	0	3,345	--
GUAM	277	18	-93.50	3,372	162	-95.20
NEW CALEDONIA	95	4,397	4,528.42	170	6,236	3,568.24
VANUATU	10,064	10,158	0.93	9,936	27,677	178.55
COOK ISLANDS	22,473	0	-100.00	19,077	0	-100.00
FIJI	0	3,957	--	0	8,718	--
KIRIBATI	5,101	0	-100.00	7,056	0	-100.00
SAMOA	3,383	5,986	76.94	5,948	11,929	100.55
SOLOMON ISLANDS	3,329	11,648	249.89	43,469	44,583	2.56
TONGA	12,978	1,452	-88.81	18,831	5,805	-69.17
EAST TIMOR	57,446	4	-99.99	75,862	8	-99.99
UNITED STATES	35,274	46,582	32.06	149,798	186,403	24.44
CANADA	7,081	17,966	153.72	20,322	69,262	240.82
BRAZIL	52	400	669.23	107	5,935	5,446.73
COLOMBIA	0	15	--	0	285	--
BAHAMAS	0	219	--	0	81	--
BARBADOS	1,392	2,876	106.61	1,920	3,907	103.49
BERMUDA	0	5	--	0	52	--
FRENCH POLYNESIA	31	10	-67.74	48	26	-45.83
MARTINIQUE	10	0	-100.00	62	0	-100.00
NETHERLANDS ANTILLES	0	125	--	0	1,680	--
GUADELOUPE	257	0	-100.00	365	0	-100.00
UNITED KINGDOM	131,089	85,268	-34.95	337,310	293,590	-12.96
NETHERLANDS	16,331	44,756	174.06	23,774	83,252	250.18
FRANCE	17,079	66,526	289.52	88,095	216,356	145.59
GERMANY, FED. REP. OF	10,563	8,648	-18.13	60,029	19,389	-67.70

TABEL 5. PERKEMBANGAN EKSPOR INDONESIA MENURUT KOMODITI DAN NEGARA TUJUAN

JENIS BARANG	BERAT BERSIH (KG)		PERUB	NILAI FOB (US \$)		PERUB
	JAN-FEB 2006	JAN-FEB 2007	%	JAN-FEB 2006	JAN-FEB 2007	%
(1)	(2)	(3)	(4)	(5)	(6)	(7)
AUSTRIA	75	0	-100.00	6,180	0	-100.00
BELGIUM	19,133	9,562	-50.02	97,840	19,022	-80.56
SWITZERLAND	142	400	181.69	1,457	4,132	183.60
NORWAY	0	67	--	0	920	--
SWEDEN	6	0	-100.00	50	0	-100.00
IRELAND	100	0	-100.00	1,245	0	-100.00
ITALY	37,831	44,076	16.51	58,105	111,467	91.84
SPAIN	90	755	738.89	155	24,464	15,683.23
PORTUGAL	0	844	--	0	869	--
GREECE	1,440	11,411	692.43	10,412	18,051	73.37
CZECHOSLOVAKIA	0	4,040	--	0	4,176	--
HUNGARY	2,850	5,044	76.98	4,980	9,727	95.32
UKRAINE	21,440	0	-100.00	81,408	0	-100.00
LITHUANIA	0	233	--	0	1,337	--
MALTA	0	2,442	--	0	3,104	--
RUSSIA FEDERATION	374	140	-62.57	9,659	3,249	-66.36
ROTAN OLAHAN	2,320,656	2,330,817	0.44	2,055,768	2,414,250	17.44
JAPAN	4,830	0	-100.00	17,843	0	-100.00
HONG KONG	579,503	84,428	-85.43	498,368	98,832	-80.17
KOREA, REPUBLIC OF	420	3,774	798.57	3,010	4,452	47.91
TAIWAN	85,341	48,404	-43.28	36,016	15,163	-57.90
CHINA	1,178,926	1,475,078	25.12	1,021,457	1,160,306	13.59
THAILAND	106,454	75,334	-29.23	84,596	72,504	-14.29
SINGAPORE	210,315	211,920	0.76	153,151	223,231	45.76
MALAYSIA	18,084	57,440	217.63	2,538	50,825	1,902.56
VIET NAM	0	50,100	--	0	42,084	--
MALDIVES	52	210	303.85	2,676	815	-69.54
INDIA	0	7,400	--	0	6,216	--
SRI LANKA	14,670	29,300	99.73	14,363	22,664	57.79
SAUDI ARABIA	7,500	0	-100.00	3,750	0	-100.00
KUWAIT	0	31,392	--	0	14,725	--
JORDAN	6,750	0	-100.00	4,847	0	-100.00
SYRIA ARAB REPUBLIC	0	5,847	--	0	4,622	--
TURKEY	0	6,499	--	0	11,346	--
UNITED ARAB EMIRATES	0	28	--	0	75	--
CYPRUS	5,600	3,866	-30.96	27,809	15,675	-43.63
EGYPT	0	598	--	0	466	--
KENYA	0	450	--	0	386	--
REUNION	0	167	--	0	269	--
SOUTH AFRICA	13,696	0	-100.00	9,438	0	-100.00
AUSTRALIA	19,931	5,532	-72.24	16,620	23,202	39.60
NEW ZEALAND	2,000	2,500	25.00	3,760	4,700	25.00
NEW CALEDONIA	85	2	-97.65	217	16	-92.63
SAMOA	0	1,076	--	0	3,261	--
UNITED STATES	5,449	63,931	1,073.26	34,103	230,429	575.69
CANADA	1,379	101	-92.68	1,457	923	-36.65
MEXICO	0	311	--	0	750	--
ARGENTINA	0	740	--	0	1,051	--
COLOMBIA	0	13,062	--	0	12,735	--
BAHAMAS	827	0	-100.00	1,056	0	-100.00
PUERTO RICO	3,823	4,155	8.68	12,966	10,006	-22.83
UNITED KINGDOM	944	23,043	2,341.00	723	104,919	14,411.62
NETHERLANDS	7,829	18,488	136.15	5,263	33,298	532.68
FRANCE	189	21,638	11,348.68	3,073	63,971	1,981.71
GERMANY, FED. REP. OF	39,333	33,146	-15.73	67,923	51,464	-24.23
BELGIUM	17	22,475	132,105.88	379	64,487	16,915.04
SWITZERLAND	150	0	-100.00	220	0	-100.00
ITALY	2,620	10,969	318.66	16,844	23,205	37.76
SPAIN	3,938	3,045	-22.68	11,301	4,626	-59.07
PORTUGAL	0	206	--	0	285	--
GREECE	1	1,856	185,500.00	1	8,265	826,400.00
HUNGARY	0	159	--	0	150	--
UKRAINE	0	7,267	--	0	22,054	--
CROATIA	0	690	--	0	920	--
CZECH REPUBLIC	0	4,190	--	0	4,877	--
-MINYAK KELAPA SAWIT	1,809,696,358	1,767,907,849	-2.31	648,026,739	894,396,612	38.02
JAPAN	473,110	703,368	48.67	294,715	546,773	85.53
HONG KONG	200,603	0	-100.00	82,247	0	-100.00
KOREA, REPUBLIC OF	60,690	0	-100.00	40,948	0	-100.00
TAIWAN	0	208,690	--	0	122,088	--
CHINA	234,937,843	182,826,716	-22.18	92,607,803	93,477,707	0.94
PAPUA NEW GUINEA	425,268	297,076	-30.14	245,403	243,690	-0.70
THAILAND	84,447	0	-100.00	41,269	0	-100.00
SINGAPORE	116,989,389	132,446,027	13.21	41,445,192	66,601,745	60.70
PHILIPPINES	22,724,738	2,345,449	-89.68	9,256,951	1,755,092	-81.04
MALAYSIA	263,654,641	39,815,070	-84.90	90,763,477	18,725,840	-79.37

TABEL 5. PERKEMBANGAN EKSPOR INDONESIA MENURUT KOMODITI DAN NEGARA TUJUAN

JENIS BARANG	BERAT BERSIH (KG)		PERUB %	NILAI FOB (US \$)		PERUB %
	JAN-FEB 2006	JAN-FEB 2007		JAN-FEB 2006	JAN-FEB 2007	
(1)	(2)	(3)	(4)	(5)	(6)	(7)
MYANMAR (FORM. BURMA)	11,649,722	45,263,491	288.54	4,415,893	24,387,909	452.28
BRUNEI DARUSSALAM	18,217	172,674	847.87	13,607	108,794	699.54
LAO PEOPLE'S DEMOCRATIC REPUBLI	0	21,006	--	0	11,845	--
VIET NAM	14,719,463	2,820,691	-80.84	5,188,995	1,592,853	-69.30
MALDIVES	311,674	194,804	-37.50	195,760	157,831	-19.38
INDIA	287,422,671	357,249,892	24.29	100,653,255	171,388,868	70.28
PAKISTAN	182,736,215	113,723,239	-37.77	68,041,358	59,565,168	-12.46
BANGLADESH	36,059,904	97,667,473	170.85	13,208,489	54,618,481	313.51
SRI LANKA	71,126,698	67,701,041	-4.82	25,953,780	33,846,392	30.41
AFGHANISTAN	0	407,808	--	0	281,591	--
IRAQ	2,500,000	0	-100.00	962,500	0	-100.00
IRAN (ISLAMIC REPUBLIC OF)	4,082,156	7,000,000	71.48	1,571,081	3,465,000	120.55
SAUDI ARABIA	0	25,299,095	--	0	13,359,751	--
JORDAN	46,900,000	0	-100.00	17,640,500	0	-100.00
YEMEN	0	8,107,753	--	0	4,530,232	--
OMAN	2,500,000	0	-100.00	925,000	0	-100.00
SYRIA ARAB REPUBLIC	84,024	41,600	-50.49	47,893	29,328	-38.76
TURKEY	8,487,000	48,924,613	476.47	3,113,907	25,748,809	726.90
UNITED ARAB EMIRATES	2,587,006	17,478,733	575.64	995,026	9,685,320	873.37
EGYPT	0	148,094,163	--	0	78,093,813	--
MOROCCO	6,799,436	0	-100.00	2,455,831	0	-100.00
TUNISIA	0	5,542,100	--	0	2,898,055	--
ALGERIA	4,300,000	11,084,924	157.79	1,578,100	5,474,633	246.91
ETHIOPIA	105,251	0	-100.00	58,150	0	-100.00
TANZANIA, UNITED REPUBLIC OF	29,861,582	22,636,573	-24.19	10,722,926	11,681,381	8.94
MOZAMBIQUE	574,168	5,330,000	828.30	241,408	2,931,924	1,114.51
EQUATORIAL GUINEA	147,191	103,854	-29.44	87,648	84,798	-3.25
TOGO	86,667	59,831	-30.96	60,759	38,851	-36.06
GHANA	610,127	1,209,130	98.18	380,210	963,966	153.54
LIBERIA	18,787	0	-100.00	10,542	0	-100.00
GUINEA	234,276	14,530	-93.80	124,765	10,457	-91.62
ANGOLA	1,780,270	2,217,780	24.58	935,902	1,581,162	68.95
CONGO	990,324	0	-100.00	516,177	0	-100.00
CAMEROON	1,100,445	195,467	-82.24	594,579	137,980	-76.79
GABON	515,193	0	-100.00	303,698	0	-100.00
SENEGAL	2,697,650	0	-100.00	1,431,157	0	-100.00
MAURITANIA	18,916	454,150	2,300.88	11,506	318,000	2,663.78
BENIN	724,207	817,456	12.88	517,655	584,423	12.90
GAMBIA	215,820	17,607	-91.84	112,118	15,428	-86.24
DJIBOUTI	991,808	412,032	-58.46	521,534	285,819	-45.20
SAO TOME AND PRINCIPE	95,025	76,020	-20.00	57,313	60,900	6.26
SOUTH AFRICA	16,741,091	25,362,546	51.50	6,030,310	11,424,415	89.45
COMOROS	40,132	94,224	134.79	23,441	69,736	197.50
MAURITIUS	1,300,148	39,398	-96.97	500,556	29,745	-94.06
AUSTRALIA	48	211,043	439,572.92	90	126,532	140,491.11
NEW ZEALAND	2,500,000	0	-100.00	962,500	0	-100.00
NORTHERN MARIANA ISLANDS	16,567	31,068	87.53	10,815	23,337	115.78
VANUATU	47,319	65,515	38.45	32,570	54,905	68.58
COOK ISLANDS	0	17,333	--	0	13,811	--
FIJI	21,095	32,944	56.17	11,612	19,866	71.08
KIRIBATI	30,716	0	-100.00	19,972	0	-100.00
SAMOA	132,904	79,229	-40.39	76,108	65,089	-14.48
SOLOMON ISLANDS	16,951	0	-100.00	12,688	0	-100.00
TONGA	22,967	16,653	-27.49	13,647	12,529	-8.19
TUVALU	0	11,208	--	0	7,582	--
EAST TIMOR	46,925	73	-99.84	27,336	21	-99.92
UNITED STATES	20,150,192	8,049,947	-60.05	7,227,856	4,061,973	-43.80
CANADA	512,070	0	-100.00	262,527	0	-100.00
PANAMA	125,271	0	-100.00	85,338	0	-100.00
VENEZUELA	1,000,000	0	-100.00	360,000	0	-100.00
BRAZIL	2,820,772	4,140,000	46.77	1,047,870	2,256,000	115.29
JAMAICA	42,918	19,958	-53.50	19,110	11,176	-41.52
DOMINICAN REPUBLIC	42,000	0	-100.00	18,533	0	-100.00
COSTA RICA	2,750,000	0	-100.00	957,000	0	-100.00
UNITED KINGDOM	9,750,000	7,171,877	-26.44	3,443,750	3,247,330	-5.70
NETHERLANDS	203,157,684	148,020,953	-27.14	70,724,363	70,149,208	-0.81
FRANCE	434,859	0	-100.00	238,652	0	-100.00
GERMANY, FED. REP. OF	68,687,000	97,133,810	41.42	25,285,892	50,682,072	100.44
BELGIUM	0	87,152	--	0	51,420	--
SWITZERLAND	0	124,941	--	0	83,508	--
DENMARK	2,500,000	0	-100.00	862,500	0	-100.00
ITALY	8,551,923	39,402,177	360.74	3,227,975	17,338,632	437.14
SPAIN	29,759,980	16,243,529	-45.42	10,833,117	8,430,083	-22.18
PORTUGAL	87,650	12,860,305	14,572.34	47,285	7,094,106	14,902.87
GREECE	44,000	7,820,932	17,674.85	19,360	4,071,996	20,933.04
CZECHOSLOVAKIA	206,449	1,008,566	388.53	136,084	689,958	407.01
POLAND	21,000	0	-100.00	9,450	0	-100.00
BULGARIA	655,024	396,006	-39.54	291,360	231,387	-20.58

TABEL 5. PERKEMBANGAN EKSPOR INDONESIA MENURUT KOMODITI DAN NEGARA TUJUAN

JENIS BARANG	BERAT BERSIH (KG)		PERUB	NILAI FOB (US \$)		PERUB
	JAN-FEB 2006	JAN-FEB 2007	%	JAN-FEB 2006	JAN-FEB 2007	%
(1)	(2)	(3)	(4)	(5)	(6)	(7)
AZERBAIJAN	64,012	0	-100.00	28,985	0	-100.00
KYRGYZSTAN	0	21,006	--	0	15,019	--
TAJIKISTAN	0	22,500	--	0	14,513	--
UKRAINE	58,931,853	25,052,965	-57.49	10,637,198	11,482,752	7.95
LATVIA	42,080	0	-100.00	19,177	0	-100.00
GEORGIA	64,012	0	-100.00	29,425	0	-100.00
RUSSIA FEDERATION	15,776,124	25,388,065	60.93	6,065,260	13,225,214	118.05
-MINYAK BIJI KELAPA SAWIT	244,049,567	200,215,003	-17.96	106,921,876	106,823,415	-0.09
KOREA, REPUBLIC OF	258	0	-100.00	667	0	-100.00
CHINA	15,139,513	47,604,980	214.44	7,682,933	26,758,579	248.29
SINGAPORE	199,967	1,876,836	838.57	104,500	980,669	838.44
PHILIPPINES	0	3,499,350	--	0	1,677,686	--
MALAYSIA	64,739,654	30,199,135	-53.35	33,011,668	14,782,719	-55.22
INDIA	16,175,779	9,575,049	-40.81	7,939,127	5,195,006	-34.56
PAKISTAN	1,250,000	750,000	-40.00	647,500	456,000	-29.58
BANGLADESH	1,500,000	1,000,000	-33.33	765,000	474,000	-38.04
SRI LANKA	1,200,000	950,000	-20.83	623,000	593,125	-4.80
SAUDI ARABIA	1,200,000	0	-100.00	686,700	0	-100.00
TURKEY	2,676,000	13,784,255	415.11	1,517,760	8,105,115	434.02
UNITED ARAB EMIRATES	0	250,000	--	0	160,000	--
EGYPT	0	2,499,925	--	0	1,532,455	--
TUNISIA	0	677,916	--	0	420,308	--
ALGERIA	2,664,413	1,010,992	-62.06	1,226,500	586,375	-52.19
TANZANIA, UNITED REPUBLIC OF	250,000	0	-100.00	125,000	0	-100.00
SOUTH AFRICA	3,000,166	2,140,320	-28.66	1,615,085	1,295,014	-19.82
UNITED STATES	11,949,040	0	-100.00	6,488,340	0	-100.00
BRAZIL	41,442,388	2,180,000	-94.74	4,762,242	1,369,200	-71.25
NETHERLANDS	68,790,020	69,169,880	0.55	33,367,401	35,638,355	6.81
FRANCE	0	2	--	0	5	--
GERMANY, FED. REP. OF	3,300,000	1,000,083	-69.69	1,915,450	545,045	-71.54
ITALY	1,887,000	3,873,658	105.28	962,550	2,021,877	110.05
SPAIN	6,228,621	500,000	-91.97	3,204,159	320,000	-90.01
PORTUGAL	0	400,000	--	0	242,000	--
GREECE	0	3,150,000	--	0	1,679,500	--
BULGARIA	0	21,870	--	0	14,106	--
UKRAINE	350,000	3,515,000	904.29	192,374	1,684,805	775.80
RUSSIA FEDERATION	106,748	585,752	448.72	83,920	291,471	247.32
-MINYAK NABATI LAIN	159,810,843	124,359,160	-22.18	76,150,639	76,739,030	0.77
JAPAN	152,479	425,125	178.81	314,764	224,315	-28.74
HONG KONG	2,257	59	-97.39	8,335	172	-97.94
KOREA, REPUBLIC OF	19,000	108,300	470.00	16,498	73,258	344.04
TAIWAN	664	152,381	22,848.95	702	90,731	12,824.64
CHINA	93,864,138	55,917,045	-40.43	40,783,659	32,148,545	-21.17
PAPUA NEW GUINEA	23,058	12,528	-45.67	25,448	19,799	-22.20
THAILAND	110,807	143,456	29.46	57,176	101,532	77.58
SINGAPORE	981,675	1,247,261	27.05	522,888	679,444	29.94
PHILIPPINES	147,000	92,100	-37.35	75,600	57,077	-24.50
MALAYSIA	17,239,128	22,615,732	31.19	8,419,700	14,833,256	76.17
VIET NAM	30,544	34,500	12.95	26,149	33,372	27.62
MALDIVES	172	0	-100.00	1,039	0	-100.00
INDIA	2,138,280	550,290	-74.26	1,218,115	274,260	-77.48
PAKISTAN	335,502	172,800	-48.50	176,220	61,200	-65.27
SRI LANKA	117,575	0	-100.00	51,705	0	-100.00
IRAN (ISLAMIC REPUBLIC OF)	545,030	482,084	-11.55	366,277	346,813	-5.31
SAUDI ARABIA	34,880	936,760	2,585.67	18,312	473,785	2,487.29
OMAN	44,000	0	-100.00	28,160	0	-100.00
SYRIA ARAB REPUBLIC	319,860	180,000	-43.73	246,808	131,400	-46.76
TURKEY	1,412,751	2,642,678	87.06	1,086,790	1,976,648	81.88
UNITED ARAB EMIRATES	0	25	--	0	411	--
EGYPT	345,000	1,251,200	262.67	278,970	808,580	189.84
MOROCCO	224,400	85,300	-61.99	139,536	53,703	-61.51
TUNISIA	0	865,972	--	0	584,090	--
ALGERIA	2,001,000	1,382,000	-30.93	906,740	847,247	-6.56
TANZANIA, UNITED REPUBLIC OF	0	105,000	--	0	51,975	--
TOGO	0	23	--	0	22	--
CAMEROON	0	19,500	--	0	11,742	--
NIGERIA	110,000	0	-100.00	70,400	0	-100.00
COTE D'IVOIRE	88,000	176,000	100.00	56,320	118,800	110.94
SOUTH AFRICA	981,078	3,717,860	278.96	561,224	2,234,889	298.22
AUSTRALIA	0	993	--	0	10,901	--
NEW ZEALAND	105,000	0	-100.00	62,475	0	-100.00
EAST TIMOR	1,069	0	-100.00	1,412	0	-100.00
UNITED STATES	15,501,953	390	-100.00	7,738,423	1,100	-99.99
CHILE	80,000	80,000	0.00	35,200	47,080	33.75
BOLIVIA	22,000	0	-100.00	14,080	0	-100.00
COSTA RICA	66,000	0	-100.00	31,020	0	-100.00

TABEL 5. PERKEMBANGAN EKSPOR INDONESIA MENURUT KOMODITI DAN NEGARA TUJUAN

JENIS BARANG	BERAT BERSIH (KG)		PERUB	NILAI FOB (US \$)		PERUB
	JAN-FEB 2006	JAN-FEB 2007	%	JAN-FEB 2006	JAN-FEB 2007	%
(1)	(2)	(3)	(4)	(5)	(6)	(7)
UNITED KINGDOM	0	1,940	--	0	7,833	--
NETHERLANDS	10,645,611	20,692,235	94.37	5,473,706	12,583,211	129.88
FRANCE	0	110,029	--	0	103,906	--
GERMANY, FED. REP. OF	6,070	0	-100.00	4,312	0	-100.00
SWITZERLAND	30,000	0	-100.00	19,200	0	-100.00
SWEDEN	1,740,360	0	-100.00	777,842	0	-100.00
ITALY	92	0	-100.00	367	0	-100.00
SPAIN	500,000	70	-99.99	260,000	353	-99.86
GREECE	440,000	403,000	-8.41	235,840	238,232	1.01
ROMANIA	85,094	0	-100.00	56,806	0	-100.00
BULGARIA	259,030	243,000	-6.19	164,555	217,021	31.88
AZERBAIJAN	44,000	330,000	650.00	39,600	249,480	530.00
KYRGYZSTAN	132,000	0	-100.00	89,760	0	-100.00
TAJIKISTAN	0	21,870	--	0	17,824	--
UKRAINE	2,341,520	690,590	-70.51	1,289,090	516,604	-59.92
GEORGIA	105,030	0	-100.00	66,797	0	-100.00
SLOVENIA	13,000	15,000	15.38	8,395	10,775	28.35
RUSSIA FEDERATION	6,424,736	8,454,064	31.59	4,324,224	6,497,644	50.26
-STEARIN	34,434,942	24,386,493	-29.18	15,505,024	15,288,375	-1.40
JAPAN	635,596	600,771	-5.48	335,995	376,138	11.95
HONG KONG	170,500	154,500	-9.38	87,809	104,763	19.31
KOREA, REPUBLIC OF	2,034,001	628,800	-69.09	966,147	424,647	-56.05
TAIWAN	3,535,991	2,669,235	-24.51	1,674,544	1,752,669	4.67
CHINA	10,793,997	9,069,499	-15.98	5,005,343	5,849,564	16.87
THAILAND	1,746,391	1,098,475	-37.10	788,801	722,988	-8.34
SINGAPORE	150,211	81,000	-46.08	70,123	56,815	-18.98
PHILIPPINES	617,497	473,000	-23.40	290,061	330,389	13.90
MALAYSIA	0	1,510,049	--	0	871,920	--
MYANMAR (FORM. BURMA)	2,981,000	134,000	-95.50	1,020,992	92,396	-90.95
VIET NAM	186,289	678,998	264.49	86,556	451,389	421.50
INDIA	3,212,171	2,085,528	-35.07	1,161,708	823,809	-29.09
PAKISTAN	16,000	32,000	100.00	7,881	20,534	160.55
BANGLADESH	240,000	846,000	252.50	102,155	517,725	406.80
SRI LANKA	85,500	35,837	-58.09	37,797	24,762	-34.49
IRAN (ISLAMIC REPUBLIC OF)	226,000	121,000	-46.46	92,263	64,481	-30.11
JORDAN	64,000	48,000	-25.00	33,220	33,887	2.01
SYRIA ARAB REPUBLIC	26,000	0	-100.00	11,830	0	-100.00
TURKEY	3,380,746	1,996,307	-40.95	1,658,283	1,300,583	-21.57
EGYPT	17,000	85,000	400.00	8,857	55,700	528.88
MOROCCO	16,500	16,500	0.00	9,090	12,918	42.11
KENYA	34,000	17,000	-50.00	15,980	11,708	-26.73
GHANA	34,500	16,500	-52.17	15,680	12,210	-22.13
NIGERIA	84,170	118,000	40.19	45,035	86,895	92.95
COTE D'IVOIRE	304,500	51,000	-83.25	161,858	34,323	-78.79
SENEGAL	49,500	0	-100.00	24,255	0	-100.00
SOUTH AFRICA	92,430	160,350	73.48	49,215	108,225	119.90
UNITED STATES	297,549	153,500	-48.41	170,447	110,546	-35.14
CANADA	0	17,000	--	0	12,750	--
MEXICO	0	330,500	--	0	260,283	--
CHILE	0	16,500	--	0	13,118	--
VENEZUELA	16,500	17,000	3.03	9,328	12,750	36.69
BRAZIL	16,000	0	-100.00	8,400	0	-100.00
COLOMBIA	49,500	0	-100.00	23,808	0	-100.00
PERU	0	16,500	--	0	12,870	--
DOMINICAN REPUBLIC	99,000	0	-100.00	52,642	0	-100.00
UNITED KINGDOM	161,000	219,000	36.02	84,498	132,524	56.84
NETHERLANDS	1,552,924	119,000	-92.34	623,592	85,680	-86.26
FRANCE	24,000	24,000	0.00	12,437	17,162	37.99
GERMANY, FED. REP. OF	346,799	186,800	-46.14	187,619	118,440	-36.87
BELGIUM	214,500	51,000	-76.22	95,776	22,440	-76.57
SWITZERLAND	0	14,000	--	0	7,960	--
SWEDEN	0	23,999	--	0	16,652	--
ITALY	90,000	0	-100.00	47,394	0	-100.00
SPAIN	221,999	280,428	26.32	114,207	193,559	69.48
PORTUGAL	184,183	72,000	-60.91	95,319	51,391	-46.09
GREECE	49,500	0	-100.00	25,983	0	-100.00
POLAND	225,500	0	-100.00	114,561	0	-100.00
BULGARIA	32,498	17,000	-47.69	17,909	11,953	-33.26
UKRAINE	17,000	17,000	0.00	8,160	12,070	47.92
LATVIA	0	3,177	--	0	2,335	--
RUSSIA FEDERATION	102,000	80,740	-20.84	51,466	52,454	1.92
-ASAM BERLEMAK LAIN	72,838,293	86,407,858	18.63	38,571,203	42,699,144	10.70
JAPAN	1,319,231	1,545,377	17.14	1,173,831	952,552	-18.85
HONG KONG	125,534	1,440	-98.85	56,727	1,470	-97.41
KOREA, REPUBLIC OF	1,021,662	3,786,103	270.58	857,234	2,062,189	140.56
TAIWAN	13,600	161,329	1,086.24	18,122	141,291	679.67

TABEL 5. PERKEMBANGAN EKSPOR INDONESIA MENURUT KOMODITI DAN NEGARA TUJUAN

JENIS BARANG	BERAT BERSIH (KG)		PERUB	NILAI FOB (US \$)		PERUB
	JAN-FEB 2006	JAN-FEB 2007	%	JAN-FEB 2006	JAN-FEB 2007	%
(1)	(2)	(3)	(4)	(5)	(6)	(7)
CHINA	3,023,329	4,995,820	65.24	3,299,282	4,339,581	31.53
THAILAND	118,472	125,638	6.05	146,713	149,368	1.81
SINGAPORE	2,162,788	5,447,710	151.88	2,367,142	3,478,548	46.95
PHILIPPINES	1,013,200	159,131	-84.29	1,169,010	93,901	-91.97
MALAYSIA	414,648	1,420,135	242.49	243,217	897,775	269.13
MYANMAR (FORM. BURMA)	2,980,541	0	-100.00	1,020,835	0	-100.00
INDIA	20,823,017	26,682,582	28.14	7,506,850	10,696,073	42.48
PAKISTAN	1,566,832	928,275	-40.75	272,182	265,042	-2.62
SRI LANKA	0	36,260	--	0	19,762	--
IRAN (ISLAMIC REPUBLIC OF)	45,600	0	-100.00	35,472	0	-100.00
SAUDI ARABIA	0	64,800	--	0	75,334	--
KUWAIT	21,250	0	-100.00	6,019	0	-100.00
JORDAN	17,280	0	-100.00	13,906	0	-100.00
TURKEY	863,785	82,388	-90.46	322,814	68,129	-78.90
EGYPT	5,249	2,249,947	42,764.30	8,028	929,978	11,484.18
TUNISIA	0	669,948	--	0	261,280	--
TANZANIA, UNITED REPUBLIC OF	2,000,000	3,900,000	95.00	685,000	1,476,500	115.55
MOZAMBIQUE	1,000,000	84,800	-91.52	348,000	34,344	-90.13
NIGERIA	14,117	0	-100.00	18,075	0	-100.00
DJIBOUTI	0	93,100	--	0	56,605	--
SOUTH AFRICA	3,425,838	1,136,800	-66.82	1,326,660	544,851	-58.93
MAURITIUS	700,088	0	-100.00	239,780	0	-100.00
AUSTRALIA	168,972	115,679	-31.54	203,622	131,155	-35.59
UNITED STATES	5,387,382	2,645,365	-50.90	4,461,835	2,506,223	-43.83
CANADA	29,200	44,640	52.88	25,536	37,406	46.48
MEXICO	48,000	38,399	-20.00	46,946	36,404	-22.46
ARGENTINA	107,174	288,000	168.72	106,415	278,347	161.57
BRAZIL	2,949,600	1,113,600	-62.25	3,189,744	1,013,199	-68.24
UNITED KINGDOM	2,238,026	2,014,400	-9.99	927,020	763,968	-17.59
NETHERLANDS	7,344,917	14,353,013	95.41	3,866,390	6,575,836	70.08
FRANCE	20,350	0	-100.00	24,827	0	-100.00
GERMANY, FED. REP. OF	2,635,290	475,650	-81.95	1,220,796	459,123	-62.39
BELGIUM	29,419	100,000	239.92	41,208	84,837	105.88
DENMARK	500,000	0	-100.00	171,250	0	-100.00
ITALY	507,350	546,730	7.76	449,566	407,945	-9.26
SPAIN	8,182,052	11,100,799	35.67	2,693,762	3,860,128	43.30
PORTUGAL	14,500	0	-100.00	7,387	0	-100.00
-ALAT LISTRIK	88,154,872	80,523,271	-8.66	733,214,493	752,905,935	2.69
JAPAN	10,373,991	9,245,705	-10.88	118,633,400	128,444,433	8.27
HONG KONG	1,532,598	2,918,506	90.43	30,300,019	28,977,236	-4.37
KOREA, DEMOCRATIC PEOPLE'S REPL	20	0	-100.00	1,265	0	-100.00
KOREA, REPUBLIC OF	1,582,589	760,467	-51.95	17,542,480	10,934,656	-37.67
TAIWAN	686,092	507,862	-25.98	8,822,854	6,671,844	-24.38
CHINA	2,271,157	1,745,244	-23.16	15,899,239	21,111,458	32.78
PAPUA NEW GUINEA	758,222	1,088,259	43.53	1,059,008	1,532,907	44.75
THAILAND	3,645,699	4,186,043	14.82	21,037,121	26,309,918	25.06
SINGAPORE	17,182,589	8,906,682	-48.16	276,159,529	267,293,942	-3.21
PHILIPPINES	1,877,113	2,088,775	11.28	8,612,050	10,230,413	18.79
MALAYSIA	7,848,349	6,497,309	-17.21	43,618,227	28,691,622	-34.22
MYANMAR (FORM. BURMA)	40,717	8,283	-79.66	92,347	65,584	-28.98
CAMBODIA	0	130	--	0	1,846	--
BRUNEI DARUSSALAM	21,555	68,888	219.59	63,484	443,350	598.36
NEPAL	20,322	2,978	-85.35	18,224	52,160	186.22
VIET NAM	1,184,159	2,362,659	99.52	4,292,511	13,073,696	204.57
MALDIVES	581	19,520	3,259.72	3,148	52,835	1,578.37
INDIA	300,280	566,745	88.74	1,614,068	2,925,619	81.26
PAKISTAN	253,473	369,372	45.72	588,416	913,895	55.31
BANGLADESH	41,155	24,554	-40.34	143,995	93,530	-35.05
SRI LANKA	254,548	155,335	-38.98	598,385	614,280	2.66
AFGHANISTAN	38,942	98,422	152.74	74,336	194,846	162.12
IRAN (ISLAMIC REPUBLIC OF)	362,476	197,527	-45.51	624,096	464,528	-25.57
SAUDI ARABIA	2,269,618	2,256,947	-0.56	4,478,252	6,900,091	54.08
KUWAIT	389,221	307,697	-20.95	1,140,239	630,375	-44.72
JORDAN	75,944	194,310	155.86	290,586	621,662	113.93
LEBANON	305,406	230,862	-24.41	550,044	573,242	4.22
YEMEN	353,108	88,482	-74.94	652,686	155,980	-76.10
OMAN	119,411	289,734	142.64	344,673	1,467,576	325.79
TURKEY	3,924,908	2,412,103	-38.54	10,161,909	5,588,739	-45.00
UNITED ARAB EMIRATES	4,011,453	5,680,208	41.60	13,161,100	14,931,240	13.45
QATAR	347,196	841,112	142.26	1,046,025	3,764,707	259.91
BAHRAIN	48,550	2,623	-94.60	299,510	9,524	-96.82
CYPRUS	106,370	155,721	46.40	147,672	259,572	75.78
EGYPT	591,964	488,576	-17.47	1,927,869	1,065,315	-44.74
LIBYAN ARAB JAMAHIRIYA	147,390	26,075	-82.31	286,659	113,759	-60.32
MOROCCO	0	23,861	--	0	294,764	--
TUNISIA	9,600	0	-100.00	42,000	0	-100.00
ALGERIA	86	247,135	287,266.28	752	479,158	63,617.82

TABEL 5. PERKEMBANGAN EKSPOR INDONESIA MENURUT KOMODITI DAN NEGARA TUJUAN

JENIS BARANG	BERAT BERSIH (KG)		PERUB	NILAI FOB (US \$)		PERUB
	JAN-FEB 2006	JAN-FEB 2007	%	JAN-FEB 2006	JAN-FEB 2007	%
(1)	(2)	(3)	(4)	(5)	(6)	(7)
SUDAN	1,871,018	2,487,425	32.95	3,007,222	5,180,207	72.26
ERITREA	23,850	0	-100.00	29,484	0	-100.00
ETHIOPIA	26,675	30,882	15.77	38,736	69,795	80.18
TANZANIA, UNITED REPUBLIC OF	99,987	92,891	-7.10	168,538	197,027	16.90
MADAGASCAR	23,318	0	-100.00	34,703	0	-100.00
SOMALIA	0	47,506	--	0	90,229	--
KENYA	259,052	307,939	18.87	457,973	1,358,853	196.71
REUNION	0	4,552	--	0	51,157	--
MOZAMBIQUE	0	153,674	--	0	320,781	--
EQUATORIAL GUINEA	2,247	72,249	3,115.35	5,696	122,400	2,048.88
TOGO	2,573	15,231	491.95	2,066	39,913	1,831.90
GHANA	388,894	139,230	-64.20	948,721	482,450	-49.15
GUINEA	44,065	16,675	-62.16	44,616	23,980	-46.25
ANGOLA	46,466	0	-100.00	72,212	0	-100.00
CAMEROON	43,308	23,821	-45.00	76,044	52,512	-30.95
NIGERIA	1,215,410	595,042	-51.04	2,327,375	1,960,821	-15.75
COTE D'IVOIRE	31,387	17,720	-43.54	54,133	37,619	-30.51
SENEGAL	8,677	262,322	2,923.19	7,628	579,738	7,500.13
BENIN	104,559	573	-99.45	178,249	165	-99.91
GAMBIA	0	1,137	--	0	799	--
UGANDA	0	848	--	0	2,213	--
CENTRAL AFRICAN REPUBLIC	0	16	--	0	23	--
DJIBOUTI	82,459	55,895	-32.21	146,392	168,760	15.28
SAINT HELENA	0	12	--	0	32	--
SWAZILAND	1,455	0	-100.00	16,971	0	-100.00
SOUTH AFRICA	403,093	308,802	-23.39	1,673,690	1,033,003	-38.28
MAURITIUS	31,738	30,415	-4.17	236,273	125,514	-46.88
VIRGIN ISLANDS (BRITISH)	142	0	-100.00	2,184	0	-100.00
AUSTRALIA	1,886,215	1,901,068	0.79	13,057,488	16,351,075	25.22
NEW ZEALAND	595,124	450,540	-24.29	4,004,225	2,459,447	-38.58
NEW CALEDONIA	316	0	-100.00	1,149	0	-100.00
VANUATU	1	43,285	4,328,400.00	8	106,816	1,335,100.00
COOK ISLANDS	1,091	0	-100.00	453	0	-100.00
FIJI	54,488	16,518	-69.69	134,285	38,238	-71.52
SAMOA	734	171,618	23,281.20	3,014	1,233,691	40,832.02
SOLOMON ISLANDS	97,378	74,820	-23.17	146,228	139,124	-4.86
TONGA	8,052	0	-100.00	16,408	0	-100.00
EAST TIMOR	81,126	12,326	-84.81	1,608,182	42,072	-97.38
UNITED STATES	5,964,261	6,135,303	2.87	48,794,878	56,497,279	15.79
CANADA	160,225	302,319	88.68	717,632	1,552,101	116.28
MEXICO	895,895	929,744	3.78	3,091,595	3,192,461	3.26
GUATEMALA	81,197	38,968	-52.01	193,086	119,906	-37.90
NICARAGUA	70,960	19,304	-72.80	428,168	44,915	-89.51
PANAMA	42,132	19,137	-54.58	64,896	36,537	-43.70
CUBA	12,875	0	-100.00	31,110	0	-100.00
SURINAME	21,777	0	-100.00	37,973	0	-100.00
CHILE	284,401	278,379	-2.12	537,915	567,537	5.51
VENEZUELA	85,829	101,012	17.69	188,920	195,118	3.28
ARGENTINA	87,461	113,679	29.98	442,629	568,095	28.35
BRAZIL	174,527	481,894	176.11	1,027,728	3,398,078	230.64
COLOMBIA	250,523	155,109	-38.09	608,780	405,638	-33.37
PARAGUAY	40,025	35,127	-12.24	53,033	69,822	31.66
ECUADOR	234,293	202,762	-13.46	380,391	357,422	-6.04
PERU	18,160	14,532	-19.98	84,665	35,176	-58.45
TRINIDAD AND TOBAGO	33,696	15,798	-53.12	72,901	32,645	-55.22
JAMAICA	0	65,227	--	0	124,415	--
DOMINICAN REPUBLIC	99,081	102,513	3.46	128,313	221,598	72.70
COSTA RICA	1,416	0	-100.00	9,052	0	-100.00
HAITI	122,586	0	-100.00	161,454	0	-100.00
ARUBA	0	2,035	--	0	8,341	--
CAPE VERDE	21,602	0	-100.00	44,355	0	-100.00
FRENCH GUIANA	7,478	0	-100.00	33,667	0	-100.00
MARTINIQUE	7,478	0	-100.00	33,667	0	-100.00
GUADELOUPE	7,478	0	-100.00	33,667	0	-100.00
UNITED KINGDOM	220,468	1,593,835	622.93	2,086,677	5,910,340	183.24
NETHERLANDS	1,071,744	1,126,272	5.09	4,966,051	5,800,179	16.80
FRANCE	516,989	798,554	54.46	11,146,835	17,666,946	58.49
GERMANY, FED. REP. OF	1,524,933	438,590	-71.24	11,518,753	13,792,141	19.74
AUSTRIA	18,597	3,117	-83.24	130,733	95,335	-27.08
BELGIUM	1,103,830	103,392	-90.63	2,655,041	700,617	-73.61
SWITZERLAND	31,408	518,855	1,551.98	84,963	2,279,285	2,582.68
DENMARK	8,174	17,860	118.50	43,956	862,837	1,862.96
NORWAY	30,628	26,276	-14.21	88,803	117,658	32.49
SWEDEN	43,308	65,348	50.89	1,455,620	2,142,992	47.22
FINLAND	924,208	24,177	-97.38	13,285,096	564,111	-95.75
IRELAND	20,995	0	-100.00	44,346	0	-100.00
ITALY	524,542	687,704	31.11	3,543,567	6,155,447	73.71
SPAIN	1,185,222	1,963,797	65.69	4,838,060	5,602,641	15.80

TABEL 5. PERKEMBANGAN EKSPOR INDONESIA MENURUT KOMODITI DAN NEGARA TUJUAN

JENIS BARANG	BERAT BERSIH (KG)		PERUB	NILAI FOB (US \$)		PERUB
	JAN-FEB 2006	JAN-FEB 2007	%	JAN-FEB 2006	JAN-FEB 2007	%
(1)	(2)	(3)	(4)	(5)	(6)	(7)
PORTUGAL	398	3,321	734.42	2,637	14,166	437.20
GREECE	569,252	785,646	38.01	999,576	1,546,230	54.69
CZECHOSLOVAKIA	99,449	26,219	-73.64	160,673	45,912	-71.43
HUNGARY	54,039	23,158	-57.15	1,297,105	522,573	-59.71
POLAND	277,243	234,344	-15.47	1,179,148	1,253,152	6.28
ROMANIA	0	165	--	0	13,207	--
BULGARIA	15,388	8	-99.95	132,883	432	-99.67
YUGOSLAVIA	1	0	-100.00	36	0	-100.00
BELARUS	0	345,946	--	0	606,091	--
KAZAKHSTAN	0	37,360	--	0	125,738	--
UKRAINE	86,903	76,361	-12.13	641,516	376,003	-41.39
LITHUANIA	0	57,468	--	0	252,822	--
GEORGIA	0	19,900	--	0	48,878	--
MALTA	0	1,321	--	0	7,622	--
SLOVAKIA	14,663	20,806	41.89	197,292	303,117	53.64
CZECH REPUBLIC	79,610	29,663	-62.74	185,278	209,612	13.13
SOUTH GEORGIA AND THE SOUTH SA	23	0	-100.00	787	0	-100.00
RUSSIA FEDERATION	595,751	81,223	-86.37	2,500,062	244,011	-90.24
-DIODE TRANSISTOR	215,764	188,924	-12.44	18,347,555	19,995,205	8.98
JAPAN	31,368	27,837	-11.26	10,071,587	6,780,371	-32.68
HONG KONG	35,288	17,547	-50.27	1,515,878	4,483,964	195.80
KOREA, REPUBLIC OF	20	295	1,375.00	3,300	18,884	472.24
TAIWAN	5,175	13,346	157.89	342,051	778,807	127.69
CHINA	3,576	11,098	210.35	430,731	2,743,956	537.05
PAPUA NEW GUINEA	0	172	--	0	672	--
THAILAND	221	630	185.07	1,895	7,542	297.99
SINGAPORE	134,864	110,175	-18.31	5,045,998	4,356,525	-13.66
PHILIPPINES	93	429	361.29	12,680	29,393	131.81
MALAYSIA	784	1,910	143.62	166,111	204,634	23.19
BRUNEI DARUSSALAM	1	0	-100.00	11	0	-100.00
PAKISTAN	60	0	-100.00	308	0	-100.00
KENYA	0	1,181	--	0	23,297	--
UNITED STATES	817	2,547	211.75	99,894	210,973	111.20
UNITED KINGDOM	0	1	--	0	69	--
GERMANY, FED. REP. OF	3,493	1,744	-50.07	653,685	298,789	-54.29
DENMARK	0	2	--	0	164	--
FINLAND	0	9	--	0	57,141	--
SLOVAKIA	4	0	-100.00	3,426	0	-100.00
RUSSIA FEDERATION	0	1	--	0	24	--
-AUDIO VISUAL	24,146,765	18,031,080	-25.33	367,956,022	418,886,477	13.84
JAPAN	642,804	1,088,093	69.27	20,208,580	31,123,885	54.01
HONG KONG	310,062	393,229	26.82	23,079,225	23,035,902	-0.19
KOREA, DEMOCRATIC PEOPLE'S REPL	109	0	-100.00	11,583	0	-100.00
KOREA, REPUBLIC OF	261,757	237,981	-9.08	13,996,051	12,749,392	-8.91
TAIWAN	41,302	26,045	-36.94	927,257	540,155	-41.75
CHINA	245,389	226,795	-7.58	6,728,277	8,746,741	30.00
PAPUA NEW GUINEA	12,554	17,641	40.52	54,963	50,916	-7.36
THAILAND	166,404	260,289	56.42	4,039,149	4,822,555	19.40
SINGAPORE	12,347,154	4,104,423	-66.76	84,976,754	100,062,416	17.75
PHILIPPINES	23,681	140,025	491.30	1,108,570	4,828,618	335.57
MALAYSIA	402,192	474,841	18.06	8,543,298	7,293,090	-14.63
MYANMAR (FORM. BURMA)	32,409	52,625	62.38	78,847	406,236	415.22
CAMBODIA	9,500	0	-100.00	306,974	0	-100.00
BRUNEI DARUSSALAM	254	0	-100.00	550	0	-100.00
VIET NAM	63,895	108,613	69.99	7,071,690	15,515,701	119.41
INDIA	95,353	123,595	29.62	2,082,839	2,646,012	27.04
PAKISTAN	10,232	24,517	139.61	18,541	109,722	491.78
BANGLADESH	945	0	-100.00	3,690	0	-100.00
SRI LANKA	9,431	32,774	247.51	38,577	132,932	244.59
IRAN (ISLAMIC REPUBLIC OF)	28,492	55,419	94.51	703,520	911,701	29.59
SAUDI ARABIA	325,224	278,987	-14.22	2,384,207	2,078,423	-12.83
KUWAIT	75,962	123,453	62.52	708,147	1,314,076	85.57
JORDAN	30,142	21,584	-28.39	118,804	76,691	-35.45
LEBANON	0	545	--	0	23,777	--
YEMEN	52,109	20,181	-61.27	134,500	50,951	-62.12
OMAN	50,149	41,949	-16.35	375,211	432,756	15.34
SYRIA ARAB REPUBLIC	22,776	39,794	74.72	51,218	103,274	101.64
TURKEY	100,069	82,812	-17.25	3,547,334	1,695,598	-52.20
UNITED ARAB EMIRATES	745,634	738,517	-0.95	7,240,368	11,733,619	62.06
QATAR	18,250	34,149	87.12	164,242	285,164	73.62
BAHRAIN	0	1	--	0	24	--
CYPRUS	729	504	-30.86	15,470	17,415	12.57
EGYPT	12,969	6,607	-49.06	119,523	79,507	-33.48
LIBYAN ARAB JAMAHIRIYA	0	7,157	--	0	60,139	--
MOROCCO	0	5	--	0	77	--
ALGERIA	0	4,676	--	0	108,315	--

TABEL 5. PERKEMBANGAN EKSPOR INDONESIA MENURUT KOMODITI DAN NEGARA TUJUAN

JENIS BARANG	BERAT BERSIH (KG)		PERUB %	NILAI FOB (US \$)		PERUB %
	JAN-FEB 2006	JAN-FEB 2007		JAN-FEB 2006	JAN-FEB 2007	
(1)	(2)	(3)	(4)	(5)	(6)	(7)
SUDAN	0	31,697	--	0	86,540	--
ERITREA	951	0	-100.00	33,524	0	-100.00
ETHIOPIA	31,177	0	-100.00	75,225	0	-100.00
TANZANIA, UNITED REPUBLIC OF	0	95	--	0	95	--
KENYA	0	2,297	--	0	55,565	--
EQUATORIAL GUINEA	520	0	-100.00	1,095	0	-100.00
TOGO	294	0	-100.00	186	0	-100.00
GHANA	7,019	3,034	-56.77	13,400	13,382	-0.13
GUINEA	38,361	0	-100.00	88,056	0	-100.00
ANGOLA	4,760	0	-100.00	2,542	0	-100.00
CAMEROON	0	625	--	0	941	--
NIGERIA	229,441	361,860	57.71	547,678	969,898	77.09
MAURITANIA	11,889	23,805	100.23	32,160	68,573	113.22
DJIBOUTI	0	4,875	--	0	131,100	--
SOUTH AFRICA	48,122	42,204	-12.30	906,079	773,549	-14.63
MAURITIUS	0	18	--	0	72	--
AUSTRALIA	188,154	211,393	12.35	2,824,944	4,485,342	58.78
NEW ZEALAND	22,454	32,219	43.49	205,466	732,753	256.63
NEW CALEDONIA	0	64	--	0	1,388	--
FIJI	142	12	-91.55	2,790	157	-94.37
CHRISTMAS ISLANDS	65	0	-100.00	500	0	-100.00
EAST TIMOR	4,356	80,980	1,759.04	17,912	2,276,169	12,607.51
UNITED STATES	2,224,096	2,162,091	-2.79	69,817,971	62,837,663	-10.00
CANADA	62,889	92,194	46.60	2,695,502	3,584,542	32.98
MEXICO	357,411	43,841	-87.73	1,842,496	2,698,362	46.45
GUATEMALA	3	15,298	509,833.33	674	91,426	13,464.69
PANAMA	40,289	24,657	-38.80	563,606	558,669	-0.88
CHILE	279	6,693	2,298.92	66,639	372,449	458.91
VENEZUELA	21	255	1,114.29	5,246	118,908	2,166.64
ARGENTINA	12,682	6,937	-45.30	339,660	302,840	-10.84
BRAZIL	124,366	35,921	-71.12	2,980,773	1,421,123	-52.32
COLOMBIA	2,991	319	-89.33	148,037	133,259	-9.98
BOLIVIA	3,618	0	-100.00	97,391	0	-100.00
URUGUAY	685	252	-63.21	10,426	8,916	-14.48
ECUADOR	1,580	0	-100.00	13,682	0	-100.00
PERU	13,587	585	-95.69	446,429	255,519	-42.76
PUERTO RICO	1,794	546	-69.57	197,687	174,001	-11.98
EL SALVADOR	3	1	-66.67	674	285	-57.72
COSTA RICA	3	0	-100.00	666	0	-100.00
CAPE VERDE	535	0	-100.00	1,638	0	-100.00
NETHERLANDS ANTILLES	773	0	-100.00	38,927	0	-100.00
UNITED KINGDOM	538,439	739,511	37.34	4,398,177	6,153,631	39.91
NETHERLANDS	392,557	419,064	6.75	22,347,429	7,911,079	-64.60
FRANCE	129,286	110,961	-14.17	1,683,640	1,563,077	-7.16
GERMANY, FED. REP. OF	358,101	1,071,440	199.20	11,209,084	14,072,741	25.55
AUSTRIA	87	4,802	5,419.54	2,464	57,808	2,246.10
BELGIUM	1,813,787	1,756,881	-3.14	35,721,257	42,624,087	19.32
SWITZERLAND	11,015	7,480	-32.09	300,572	168,748	-43.86
DENMARK	17,169	4,083	-76.22	553,192	99,149	-82.08
NORWAY	5,268	6,924	31.44	6,621	12,136	83.30
SWEDEN	53,780	70,894	31.82	1,076,401	885,477	-17.74
FINLAND	134,912	665,893	393.58	3,445,350	15,482,776	349.38
IRELAND	30	1,467	4,790.00	722	20,344	2,717.73
ITALY	240,076	175,179	-27.03	5,670,500	4,446,048	-21.59
SPAIN	90,627	89,536	-1.20	1,499,194	1,893,488	26.30
PORTUGAL	0	2,097	--	0	64,542	--
GREECE	9,629	2,133	-77.85	75,243	68,853	-8.49
CZECHOSLOVAKIA	0	140	--	0	1,238	--
HUNGARY	150,457	72,009	-52.14	614,024	621,456	1.21
POLAND	18,130	17,962	-0.93	501,955	540,484	7.68
ROMANIA	15,809	2,055	-87.00	2,789,808	59,836	-97.86
BULGARIA	8,845	3,071	-65.28	265,013	80,895	-69.48
YUGOSLAVIA	8,732	0	-100.00	275,156	0	-100.00
ARMENIA	704	0	-100.00	21,269	0	-100.00
UKRAINE	107,352	59,820	-44.28	453,729	252,939	-44.25
LATVIA	44	0	-100.00	16,260	0	-100.00
ESTONIA	2,668	5,462	104.72	12,282	24,947	103.12
CROATIA	5,278	5,278	0.00	155,448	143,530	-7.67
SLOVAKIA	5,068	20,274	300.04	56,367	710,515	1,160.52
SLOVENIA	1,969	0	-100.00	59,963	0	-100.00
CZECH REPUBLIC	0	93,850	--	0	3,138,711	--
RUSSIA FEDERATION	453,704	670,220	47.72	1,887,262	4,598,676	143.67
-FOTOGRAFI DAN OPTIK	504,432	446,070	-11.57	33,181,477	28,166,409	-15.11
JAPAN	25,431	15,555	-38.83	2,792,554	1,900,804	-31.93
HONG KONG	6,515	10,208	56.68	820,788	814,518	-0.76
KOREA, REPUBLIC OF	2,324	942	-59.47	40,764	34,917	-14.34
TAIWAN	4,642	377	-91.88	873,909	62,634	-92.83

TABEL 5. PERKEMBANGAN EKSPOR INDONESIA MENURUT KOMODITI DAN NEGARA TUJUAN

JENIS BARANG	BERAT BERSIH (KG)		PERUB	NILAI FOB (US \$)		PERUB
	JAN-FEB 2006	JAN-FEB 2007	%	JAN-FEB 2006	JAN-FEB 2007	%
(1)	(2)	(3)	(4)	(5)	(6)	(7)
CHINA	4,141	16,115	289.16	982,927	1,023,632	4.14
THAILAND	23,816	625	-97.38	112,145	20,348	-81.86
SINGAPORE	169,552	193,692	14.24	16,680,806	12,822,919	-23.13
PHILIPPINES	46	238	417.39	1,494	29,620	1,882.60
MALAYSIA	2,968	7,195	142.42	94,838	193,650	104.19
MYANMAR (FORM. BURMA)	39	0	-100.00	8,342	0	-100.00
NEPAL	0	622	--	0	12,888	--
VIET NAM	615	244	-60.33	48,588	8,099	-83.33
INDIA	11,566	7,082	-38.77	289,045	348,588	20.60
PAKISTAN	435	1,938	345.52	5,290	9,499	79.57
BANGLADESH	1,611	1,307	-18.87	8,481	5,450	-35.74
SRI LANKA	868	421	-51.50	16,596	4,704	-71.66
SAUDI ARABIA	142	2,174	1,430.99	1,157	45,108	3,798.70
LEBANON	126	0	-100.00	4,415	0	-100.00
SYRIA ARAB REPUBLIC	352	0	-100.00	4,827	0	-100.00
TURKEY	10	0	-100.00	1,357	0	-100.00
UNITED ARAB EMIRATES	232	2,038	778.45	13,387	71,706	435.64
EGYPT	117	440	276.07	201	700	248.26
NIGERIA	141	187	32.62	100	1,587	1,487.00
SOUTH AFRICA	0	631	--	0	13,690	--
MAURITIUS	0	150	--	0	6,035	--
AUSTRALIA	404	333	-17.57	12,488	8,204	-34.30
NEW ZEALAND	114	60	-47.37	1,942	1,175	-39.50
VANUATU	0	90	--	0	283	--
UNITED STATES	191,058	149,626	-21.69	6,383,928	7,400,371	15.92
CANADA	1,485	2,691	81.21	210,885	435,779	106.64
MEXICO	381	0	-100.00	6,419	0	-100.00
VENEZUELA	153	0	-100.00	7,434	0	-100.00
ARGENTINA	685	0	-100.00	8,900	0	-100.00
BRAZIL	4,093	0	-100.00	89,711	0	-100.00
COLOMBIA	4,869	128	-97.37	108,439	19,062	-82.42
PUERTO RICO	0	360	--	0	1,224	--
DOMINICAN REPUBLIC	297	0	-100.00	11,310	0	-100.00
COSTA RICA	27	792	2,833.33	426	26,684	6,163.85
NETHERLANDS ANTILLES	0	256	--	0	65,947	--
UNITED KINGDOM	7,915	5,906	-25.38	267,641	140,561	-47.48
NETHERLANDS	326	140	-57.06	35,228	29,970	-14.93
FRANCE	163	2,295	1,307.98	4,625	84,072	1,717.77
GERMANY, FED. REP. OF	34,452	18,027	-47.68	3,097,035	2,252,659	-27.26
LUXEMBOURG	168	0	-100.00	28,216	0	-100.00
NORWAY	0	832	--	0	155,374	--
FINLAND	0	3	--	0	911	--
ITALY	198	641	223.74	6,862	19,602	185.66
SPAIN	1,530	1,214	-20.65	88,149	75,527	-14.32
HUNGARY	46	0	-100.00	2,905	0	-100.00
ROMANIA	7	0	-100.00	1,860	0	-100.00
BULGARIA	0	75	--	0	2,706	--
YUGOSLAVIA	0	7	--	0	3,100	--
SLOVAKIA	0	127	--	0	2,689	--
SLOVENIA	372	0	-100.00	5,063	0	-100.00
CZECH REPUBLIC	0	286	--	0	9,413	--
-ALAT UKUR	35,277	251,085	611.75	402,060	1,726,675	329.46
JAPAN	56	3	-94.64	1,512	6,712	343.92
HONG KONG	21	0	-100.00	100	0	-100.00
CHINA	0	112,495	--	0	377,972	--
THAILAND	0	1	--	0	9	--
SINGAPORE	24,192	90,464	273.94	165,173	794,422	380.96
MALAYSIA	6,007	32,063	433.76	60,494	129,392	113.89
VIET NAM	0	291	--	0	31,543	--
YEMEN	0	7,399	--	0	8,596	--
UNITED ARAB EMIRATES	265	1,170	341.51	6,651	35,800	438.26
EGYPT	0	90	--	0	28,647	--
GUINEA	47	0	-100.00	130	0	-100.00
CONGO	0	102	--	0	500	--
AUSTRALIA	1,051	60	-94.29	22,010	1,878	-91.47
NEW ZEALAND	0	3	--	0	401	--
UNITED STATES	2,056	268	-86.96	57,857	23,485	-59.41
COLOMBIA	0	2,999	--	0	6,482	--
NETHERLANDS	0	3	--	0	12,061	--
FRANCE	200	69	-65.50	50,508	527	-98.96
GERMANY, FED. REP. OF	1,382	1,716	24.17	37,625	15,172	-59.68
SWITZERLAND	0	546	--	0	2,704	--
RUSSIA FEDERATION	0	1,343	--	0	250,372	--
-LONCENG, ARLOJI DAN BAGIANNYA	1,005,097	813,116	-19.10	10,333,289	13,834,284	33.88
JAPAN	28,415	37,455	31.81	553,602	1,087,333	96.41
HONG KONG	83,673	42,406	-49.32	1,035,415	975,107	-5.82

TABEL 5. PERKEMBANGAN EKSPOR INDONESIA MENURUT KOMODITI DAN NEGARA TUJUAN

JENIS BARANG	BERAT BERSIH (KG)		PERUB	NILAI FOB (US \$)		PERUB
	JAN-FEB 2006	JAN-FEB 2007	%	JAN-FEB 2006	JAN-FEB 2007	%
(1)	(2)	(3)	(4)	(5)	(6)	(7)
KOREA, REPUBLIC OF	302	2,036	574.17	23,280	40,782	75.18
TAIWAN	98,229	142,239	44.80	376,545	558,233	48.25
CHINA	1,635	4,375	167.58	52,385	62,213	18.76
MACAU	0	2,703	--	0	31,730	--
PAPUA NEW GUINEA	2,074	995	-52.03	8,057	4,084	-49.31
THAILAND	43,912	9,184	-79.09	302,708	256,540	-15.25
SINGAPORE	112,242	57,361	-48.90	1,921,441	4,070,001	111.82
PHILIPPINES	3,790	23,959	532.16	86,933	519,169	497.21
MALAYSIA	217,223	12,655	-94.17	623,726	459,836	-26.28
CAMBODIA	7	0	-100.00	330	0	-100.00
VIET NAM	1,529	39,222	2,465.21	26,510	649,935	2,351.66
INDIA	88,335	134,651	52.43	729,259	1,015,129	39.20
PAKISTAN	0	1	--	0	217	--
SRI LANKA	0	1,083	--	0	15,513	--
SAUDI ARABIA	155	0	-100.00	2,775	0	-100.00
KUWAIT	128	0	-100.00	3,150	0	-100.00
YEMEN	3	0	-100.00	20	0	-100.00
OMAN	0	16,887	--	0	25,929	--
UNITED ARAB EMIRATES	1,546	1,699	9.90	178,543	121,862	-31.75
QATAR	960	0	-100.00	4,348	0	-100.00
MOROCCO	29,144	21,023	-27.87	240,876	146,930	-39.00
MADAGASCAR	0	5	--	0	78	--
KENYA	0	47	--	0	883	--
REUNION	0	416	--	0	497	--
TOGO	3,915	0	-100.00	25,194	0	-100.00
GUINEA	9,182	0	-100.00	7,136	0	-100.00
CONGO	0	182	--	0	43	--
CAMEROON	477	0	-100.00	37,000	0	-100.00
NIGERIA	0	6,496	--	0	3,934	--
COTE D'IVOIRE	19,592	18,714	-4.48	142,710	215,410	50.94
SENEGAL	16,666	0	-100.00	108,243	0	-100.00
SOUTH AFRICA	3,701	10,930	195.33	20,365	164,125	705.92
MAURITIUS	0	4	--	0	19	--
AUSTRALIA	40,631	47,028	15.74	571,038	477,970	-16.30
NEW ZEALAND	5,644	6,585	16.67	88,136	87,922	-0.24
FIJI	6,223	1	-99.98	53,520	1	-100.00
EAST TIMOR	0	48	--	0	6,299	--
UNITED STATES	62,241	60,482	-2.83	1,516,363	1,019,162	-32.79
CANADA	1,719	0	-100.00	27,178	0	-100.00
MEXICO	7,406	167	-97.75	127,340	1,180	-99.07
PANAMA	22	0	-100.00	79	0	-100.00
CHILE	1,590	3,993	151.13	23,951	61,726	157.72
VENEZUELA	0	3	--	0	38	--
BRAZIL	1,307	958	-26.70	54,598	5,606	-89.73
HAITI	0	1,035	--	0	13,166	--
UNITED KINGDOM	18,893	29,353	55.36	363,599	379,586	4.40
NETHERLANDS	114	126	10.53	6,198	9,206	48.53
FRANCE	5,237	11,310	115.96	51,441	507,881	887.31
GERMANY, FED. REP. OF	16,256	37,654	131.63	328,767	349,362	6.26
AUSTRIA	377	11	-97.08	2,188	1,062	-51.46
BELGIUM	0	1,265	--	0	133	--
SWITZERLAND	57	284	398.25	1,129	23,590	1,989.46
DENMARK	25	8	-68.00	5,000	5,200	4.00
FINLAND	53	87	64.15	1,226	2,740	123.49
ITALY	652	536	-17.79	13,874	8,484	-38.85
SPAIN	901	1,040	15.43	17,051	18,080	6.03
PORTUGAL	68,387	23,998	-64.91	554,261	425,513	-23.23
CZECHOSLOVAKIA	0	317	--	0	2,800	--
HUNGARY	330	42	-87.27	8,857	991	-88.81
MOLDOVA, REPUBLIC OF	196	3	-98.47	6,930	10	-99.86
SOUTH GEORGIA AND THE SOUTH SA	1	0	-100.00	14	0	-100.00
RUSSIA FEDERATION	0	54	--	0	1,044	--
-COKLAT OLAHAN	16,354,952	23,749,599	45.21	36,330,393	48,011,572	32.15
JAPAN	414,689	286,857	-30.83	867,978	802,649	-7.53
HONG KONG	33,674	43,009	27.72	68,244	96,079	40.79
KOREA, REPUBLIC OF	207,700	144,933	-30.22	164,865	258,987	57.09
TAIWAN	41,184	25,412	-38.30	85,193	64,537	-24.25
CHINA	430,442	547,960	27.30	246,884	459,269	86.03
THAILAND	344,092	764,559	122.20	704,344	1,104,218	56.77
SINGAPORE	238,793	357,176	49.58	336,816	662,049	96.56
PHILIPPINES	1,187,280	1,454,924	22.54	900,613	1,051,768	16.78
MALAYSIA	374,032	2,742,596	633.25	655,675	881,975	34.51
MYANMAR (FORM. BURMA)	0	5,000	--	0	5,181	--
CAMBODIA	2,000	0	-100.00	1,740	0	-100.00
BRUNEI DARUSSALAM	4,672	15,123	223.69	11,842	32,578	175.11
VIET NAM	46,547	95	-99.80	74,773	325	-99.57
MALDIVES	2,322	4,420	90.35	2,400	8,825	267.71

TABEL 5. PERKEMBANGAN EKSPOR INDONESIA MENURUT KOMODITI DAN NEGARA TUJUAN

JENIS BARANG	BERAT BERSIH (KG)		PERUB	NILAI FOB (US \$)		PERUB
	JAN-FEB 2006	JAN-FEB 2007	%	JAN-FEB 2006	JAN-FEB 2007	%
(1)	(2)	(3)	(4)	(5)	(6)	(7)
INDIA	350,454	180,767	-48.42	311,086	160,969	-48.26
PAKISTAN	85,316	161,760	89.60	65,892	132,707	101.40
BANGLADESH	4,240	13,695	223.00	1,740	25,910	1,389.08
SRI LANKA	7,000	36,020	414.57	5,250	50,919	869.89
IRAN (ISLAMIC REPUBLIC OF)	239,399	0	-100.00	207,504	0	-100.00
SAUDI ARABIA	2,534	34,138	1,247.20	11,830	83,164	602.99
KUWAIT	26,062	7,106	-72.73	48,555	16,558	-65.90
JORDAN	0	186	--	0	577	--
YEMEN	9,351	23,666	153.09	14,400	32,000	122.22
SYRIA ARAB REPUBLIC	197,999	0	-100.00	118,460	0	-100.00
TURKEY	25,000	148,000	492.00	18,750	111,980	497.23
UNITED ARAB EMIRATES	322,616	420,346	30.29	1,124,630	1,486,116	32.14
BAHRAIN	8,605	34,614	302.25	20,105	92,158	358.38
EGYPT	112,600	64,600	-42.63	357,739	201,961	-43.55
MOROCCO	525	0	-100.00	525	0	-100.00
SUDAN	69	0	-100.00	715	0	-100.00
MADAGASCAR	10,374	0	-100.00	15,628	0	-100.00
KENYA	50,516	20,324	-59.77	162,703	81,576	-49.86
TOGO	43,200	0	-100.00	61,200	0	-100.00
MAURITANIA	14,400	0	-100.00	20,800	0	-100.00
CENTRAL AFRICAN REPUBLIC	23,000	0	-100.00	8,510	0	-100.00
SOUTH AFRICA	593,484	509,858	-14.09	1,220,845	1,029,300	-15.69
MAURITIUS	0	56,331	--	0	123,588	--
AUSTRALIA	1,709,743	1,617,540	-5.39	5,267,589	5,073,322	-3.69
NEW ZEALAND	176,000	162,472	-7.69	373,580	384,924	3.04
VANUATU	0	4,006	--	0	12,591	--
FIJI	11,760	3,979	-66.16	27,857	16,118	-42.14
TONGA	3,907	0	-100.00	7,951	0	-100.00
EAST TIMOR	6,171	0	-100.00	6,373	0	-100.00
UNITED STATES	3,145,663	3,678,299	16.93	10,476,612	12,070,712	15.22
CANADA	200,000	0	-100.00	700,000	0	-100.00
MEXICO	297,000	169,000	-43.10	138,520	124,630	-10.03
ARGENTINA	0	330,999	--	0	156,370	--
BRAZIL	432,619	841,500	94.51	273,745	489,040	78.65
URUGUAY	0	294,999	--	0	124,100	--
UNITED KINGDOM	101,600	49,800	-50.98	355,600	31,153	-91.24
NETHERLANDS	955,676	1,660,160	73.72	3,253,291	5,887,362	80.97
FRANCE	1,204,000	1,900,000	57.81	4,456,244	7,722,008	73.29
GERMANY, FED. REP. OF	56,000	496,000	785.71	22,400	1,006,607	4,393.78
BELGIUM	826,400	1,502,600	81.82	2,454,134	4,679,094	90.66
SWITZERLAND	525	525	0.00	8,663	8,663	0.00
ITALY	0	95	--	0	3	--
SPAIN	1,638,720	2,739,940	67.20	501,651	1,034,224	106.16
PORTUGAL	0	2,668	--	0	4,000	--
GREECE	20,000	63,000	215.00	6,150	27,090	340.49
HUNGARY	32,000	33,008	3.15	16,109	41,165	155.54
POLAND	16,000	0	-100.00	6,120	0	-100.00
BULGARIA	13,998	0	-100.00	6,530	0	-100.00
ARMENIA	0	35	--	0	178	--
UKRAINE	30,999	67,499	117.75	20,040	41,115	105.16
LATVIA	0	14,000	--	0	10,780	--
CROATIA	0	14,000	--	0	8,400	--
RUSSIA FEDERATION	22,000	0	-100.00	33,000	0	-100.00
-GULA TETES	67,580,950	30,363,062	-55.07	7,495,484	2,422,867	-67.68
HONG KONG	19,800	0	-100.00	8,712	0	-100.00
KOREA, REPUBLIC OF	29,142,520	7,800,000	-73.23	4,080,806	535,020	-86.89
TAIWAN	0	22,553,376	--	0	1,876,595	--
SINGAPORE	6,234	5,509	-11.63	4,049	8,328	105.68
MALAYSIA	34,503	2,771	-91.97	4,761	526	-88.95
VIET NAM	38,377,893	0	-100.00	3,397,156	0	-100.00
AUSTRALIA	0	1,406	--	0	2,398	--
-KERUPUK UDANG	792,806	1,043,156	31.58	1,175,593	1,847,149	57.12
JAPAN	16,202	19,659	21.34	31,360	32,305	3.01
HONG KONG	5,016	15,362	206.26	1,620	208,512	12,771.11
KOREA, REPUBLIC OF	143,840	85,520	-40.55	202,606	125,624	-38.00
TAIWAN	11,133	7,450	-33.08	8,557	7,504	-12.31
SINGAPORE	15,357	27,094	76.43	17,121	47,580	177.90
MALAYSIA	26,640	32,692	22.72	22,455	18,033	-19.69
SAUDI ARABIA	46,530	21,715	-53.33	46,145	23,476	-49.13
UNITED ARAB EMIRATES	999	0	-100.00	2,260	0	-100.00
AUSTRALIA	3,698	32,076	767.39	7,102	60,624	753.62
NEW ZEALAND	0	1,946	--	0	3,121	--
UNITED STATES	6,420	10,277	60.08	14,446	29,772	106.09
CANADA	36	1,500	4,066.67	288	3,760	1,205.56
UNITED KINGDOM	97,600	156,825	60.68	148,953	229,549	54.11
NETHERLANDS	389,066	532,673	36.91	638,017	903,482	41.61

TABEL 5. PERKEMBANGAN EKSPOR INDONESIA MENURUT KOMODITI DAN NEGARA TUJUAN

JENIS BARANG	BERAT BERSIH (KG)		PERUB	NILAI FOB (US \$)		PERUB
	JAN-FEB 2006	JAN-FEB 2007	%	JAN-FEB 2006	JAN-FEB 2007	%
(1)	(2)	(3)	(4)	(5)	(6)	(7)
FRANCE	14,565	45,654	213.45	21,148	96,015	354.01
BELGIUM	9,377	27,593	194.26	6,282	21,829	247.48
SPAIN	0	11,520	--	0	21,311	--
ROMANIA	6,327	13,600	114.95	7,233	14,652	102.57
-BUAH/SAYURAN OLAHAN	77,882,844	80,858,003	3.82	42,098,012	49,130,973	16.71
JAPAN	3,278,829	3,405,273	3.86	2,593,486	2,989,972	15.29
HONG KONG	418,760	511,651	22.18	553,199	878,186	58.75
KOREA, REPUBLIC OF	207,672	894,219	330.59	201,937	514,570	154.82
TAIWAN	804,327	1,225,964	52.42	427,355	751,945	75.95
CHINA	1,171,781	687,776	-41.31	215,223	210,595	-2.15
THAILAND	356,664	1,097	-99.69	72,210	4,628	-93.59
SINGAPORE	15,954,591	15,893,109	-0.39	9,318,642	8,570,773	-8.03
PHILIPPINES	32,696	69,681	113.12	8,664	67,820	682.78
MALAYSIA	17,106,406	14,502,238	-15.22	2,219,156	2,053,460	-7.47
CAMBODIA	69,000	0	-100.00	600	0	-100.00
BRUNEI DARUSSALAM	209	22,855	10,835.41	849	41,821	4,825.91
NEPAL	204,262	0	-100.00	128,395	0	-100.00
VIET NAM	1,720,210	5,289,707	207.50	1,143,726	3,672,374	221.09
MALDIVES	4,817	8,040	66.91	6,052	8,616	42.37
INDIA	7,647,195	21,154,977	176.64	5,144,369	13,946,266	171.10
PAKISTAN	352,059	249,538	-29.12	103,372	148,510	43.67
IRAN (ISLAMIC REPUBLIC OF)	45,450	45,538	0.19	16,300	6,082	-62.69
SAUDI ARABIA	86,796	51,116	-41.11	87,417	58,387	-33.21
KUWAIT	18,073	109,298	504.76	6,959	50,231	621.81
JORDAN	0	72,459	--	0	136,178	--
LEBANON	28,136	59,005	109.71	148,118	251,825	70.02
YEMEN	0	700	--	0	10,848	--
SYRIA ARAB REPUBLIC	14,062	28,800	104.81	40,185	138,383	244.36
TURKEY	55,782	125,025	124.13	37,298	80,019	114.54
UNITED ARAB EMIRATES	671,188	372,561	-44.49	360,936	305,114	-15.47
QATAR	24,990	0	-100.00	10,496	0	-100.00
BAHRAIN	84,000	36,900	-56.07	37,800	23,567	-37.65
CYPRUS	0	12,500	--	0	9,375	--
EGYPT	445,986	656,633	47.23	271,474	343,802	26.64
MOROCCO	0	50,000	--	0	30,500	--
TUNISIA	12,500	0	-100.00	2,500	0	-100.00
ALGERIA	0	17,730	--	0	11,032	--
MADAGASCAR	1,781	0	-100.00	4,968	0	-100.00
KENYA	0	12,500	--	0	2,500	--
NIGERIA	38,715	0	-100.00	55,083	0	-100.00
SEYCHELLES	700	0	-100.00	6,272	0	-100.00
SOUTH AFRICA	186,842	146,016	-21.85	108,350	67,857	-37.37
MAURITIUS	556	12,500	2,148.20	5,634	7,000	24.25
AUSTRALIA	285,972	121,680	-57.45	190,643	70,975	-62.77
NEW ZEALAND	76,833	163,581	112.90	55,258	140,091	153.52
GUAM	368	0	-100.00	1,165	0	-100.00
NEW CALEDONIA	0	1,488	--	0	1,800	--
VANUATU	0	612	--	0	1,926	--
COOK ISLANDS	7	0	-100.00	35	0	-100.00
FIJI	0	684	--	0	1,228	--
SOLOMON ISLANDS	1,758	0	-100.00	31,251	0	-100.00
UNITED STATES	8,734,653	5,739,544	-34.29	7,926,175	7,221,764	-8.89
CANADA	82,208	108,442	31.91	375,386	407,088	8.45
MEXICO	14,131	86,300	510.71	15,200	88,600	482.89
PANAMA	16,193	0	-100.00	11,800	0	-100.00
CHILE	507,903	246,759	-51.42	268,605	136,075	-49.34
ARGENTINA	760,056	641,010	-15.66	440,366	423,665	-3.79
BRAZIL	100,000	193,000	93.00	47,500	146,800	209.05
URUGUAY	50,000	103,000	106.00	20,500	69,795	240.46
PARAGUAY	25,000	75,000	200.00	18,250	24,000	31.51
PERU	42,472	76,000	78.94	15,660	15,000	-4.21
PUERTO RICO	17,160	0	-100.00	14,586	0	-100.00
DOMINICAN REPUBLIC	48,988	0	-100.00	37,721	0	-100.00
UNITED KINGDOM	689,157	384,854	-44.16	420,063	283,716	-32.46
NETHERLANDS	2,352,973	830,844	-64.69	1,560,080	657,893	-57.83
FRANCE	269,587	278,999	3.49	212,161	279,033	31.52
GERMANY, FED. REP. OF	5,390,399	1,900,281	-64.75	2,558,999	1,189,307	-53.52
AUSTRIA	266,036	352,336	32.44	162,785	191,130	17.41
BELGIUM	307,813	250,766	-18.53	233,379	243,616	4.39
SWITZERLAND	15,963	0	-100.00	9,328	0	-100.00
DENMARK	63,389	145,453	129.46	44,628	65,922	47.71
NORWAY	264,925	0	-100.00	236,438	0	-100.00
SWEDEN	230,391	103,762	-54.96	174,738	89,282	-48.91
FINLAND	1,035,450	280,002	-72.96	565,785	135,818	-75.99
IRELAND	18,210	20,000	9.83	8,750	6,985	-20.17
ITALY	450,656	197,416	-56.19	259,551	123,640	-52.36
SPAIN	2,120,455	597,122	-71.84	1,527,440	412,627	-72.99

TABEL 5. PERKEMBANGAN EKSPOR INDONESIA MENURUT KOMODITI DAN NEGARA TUJUAN

JENIS BARANG	BERAT BERSIH (KG)		PERUB	NILAI FOB (US \$)		PERUB
	JAN-FEB 2006	JAN-FEB 2007	%	JAN-FEB 2006	JAN-FEB 2007	%
(1)	(2)	(3)	(4)	(5)	(6)	(7)
PORTUGAL	26,000	51,000	96.15	18,980	37,350	96.79
GREECE	134,627	119,120	-11.52	80,365	41,805	-47.98
HUNGARY	0	50,000	--	0	29,500	--
POLAND	231,000	575,500	149.13	167,725	363,815	116.91
ROMANIA	612,223	0	-100.00	231,569	0	-100.00
BULGARIA	12,000	0	-100.00	7,320	0	-100.00
BELARUS	20,000	0	-100.00	15,200	0	-100.00
KAZAKHSTAN	0	26,000	--	0	26,650	--
UKRAINE	68,690	52,416	-23.69	47,771	23,010	-51.83
UZBEKISTAN	0	12,500	--	0	7,625	--
LITHUANIA	0	46,773	--	0	32,268	--
LATVIA	41,308	45,100	9.18	40,609	26,158	-35.59
MALTA	60,000	0	-100.00	4,200	0	-100.00
SLOVENIA	230,149	136,159	-40.84	103,797	80,580	-22.37
CZECH REPUBLIC	48,772	17,622	-63.87	32,325	6,976	-78.42
RUSSIA FEDERATION	1,113,934	1,101,472	-1.12	566,900	635,224	12.05
-MINUMAN OLAHAN	8,992,147	13,697,972	52.33	4,529,229	7,197,755	58.92
JAPAN	871,486	6,408,458	635.35	941,995	3,619,711	284.26
HONG KONG	164,989	237,966	44.23	485,312	296,653	-38.87
KOREA, REPUBLIC OF	11,835	1,662	-85.96	12,905	3,190	-75.28
TAIWAN	296,877	304,032	2.41	161,136	231,001	43.36
CHINA	387	590	52.45	2,026	378	-81.34
MONGOLIA	0	16,981	--	0	9,774	--
PAPUA NEW GUINEA	116,202	52,445	-54.87	99,335	281,300	183.18
THAILAND	70,619	289,997	310.65	67,551	172,790	155.79
SINGAPORE	3,519,472	3,380,434	-3.95	1,171,868	1,094,255	-6.62
PHILIPPINES	148,526	320,603	115.86	65,626	158,546	141.59
MALAYSIA	401,200	390,549	-2.65	295,793	262,513	-11.25
BRUNEI DARUSSALAM	193,238	211,564	9.48	123,289	111,691	-9.41
VIET NAM	21,345	401,012	1,778.72	11,377	184,172	1,518.81
MALDIVES	13,647	63,565	365.78	20,516	43,522	112.14
INDIA	0	17,932	--	0	11,250	--
PAKISTAN	1,490	0	-100.00	825	0	-100.00
BANGLADESH	4,000	1,801	-54.98	2,181	910	-58.28
SAUDI ARABIA	18,087	39,002	115.64	6,530	33,060	406.28
LEBANON	0	8,568	--	0	26,992	--
OMAN	146,205	146,205	0.00	95,701	95,701	0.00
UNITED ARAB EMIRATES	161,552	237,663	47.11	202,622	235,907	16.43
QATAR	0	18,276	--	0	11,963	--
TOGO	0	12	--	0	12	--
GHANA	0	17,664	--	0	13,455	--
CAMEROON	2,822	0	-100.00	2,150	0	-100.00
SIERRA LEONE	16,896	17,664	4.55	12,320	13,455	9.21
SENEGAL	0	14,410	--	0	7,281	--
BENIN	0	31,986	--	0	19,884	--
AUSTRALIA	2,385,529	758,214	-68.22	302,465	114,577	-62.12
NEW ZEALAND	699	1,230	75.97	749	3,857	414.95
VANUATU	17,122	75,435	340.57	2,571	12,609	390.43
AMERICAN SAMOA	0	10,923	--	0	3,994	--
FIJI	0	13,463	--	0	4,637	--
SOLOMON ISLANDS	56,044	126,540	125.79	144,900	29,804	-79.43
TONGA	69,390	0	-100.00	21,789	0	-100.00
EAST TIMOR	52,586	3,723	-92.92	19,373	1,078	-94.44
UNITED STATES	114,468	18,540	-83.80	64,950	7,830	-87.94
CANADA	28,052	2,700	-90.38	37,024	6,400	-82.71
DOMINICAN REPUBLIC	0	9,550	--	0	10,200	--
CAPE VERDE	0	15,293	--	0	8,424	--
UNITED KINGDOM	0	9,632	--	0	9,123	--
NETHERLANDS	64,734	14,298	-77.91	73,057	10,108	-86.16
GERMANY, FED. REP. OF	15,128	0	-100.00	26,366	0	-100.00
AUSTRIA	110	0	-100.00	349	0	-100.00
BELGIUM	866	0	-100.00	5,563	0	-100.00
FINLAND	352	0	-100.00	679	0	-100.00
IRELAND	24	15	-37.50	20	13	-35.00
SPAIN	6,168	7,375	19.57	48,316	35,735	-26.04
-ROKOK DAN TEMBAKAU OLAHAN	9,378,318	11,374,893	21.29	42,138,794	59,365,137	40.88
JAPAN	35,409	60,858	71.87	318,193	940,978	195.73
HONG KONG	2,540	8,165	221.46	23,719	126,015	431.28
KOREA, REPUBLIC OF	240	1,617	573.75	3,360	6,090	81.25
TAIWAN	9,133	0	-100.00	33,666	0	-100.00
MACAU	224	18,800	8,292.86	5,000	81,374	1,527.48
THAILAND	458,073	878,510	91.78	1,460,610	3,179,030	117.65
SINGAPORE	840,551	1,074,828	27.87	9,424,102	12,689,251	34.65
PHILIPPINES	429,282	262,810	-38.78	2,517,005	1,248,846	-50.38
MALAYSIA	934,537	1,672,094	78.92	6,804,292	11,109,180	63.27
MYANMAR (FORM. BURMA)	825,600	0	-100.00	1,915,392	0	-100.00

TABEL 5. PERKEMBANGAN EKSPOR INDONESIA MENURUT KOMODITI DAN NEGARA TUJUAN

JENIS BARANG	BERAT BERSIH (KG)		PERUB	NILAI FOB (US \$)		PERUB
	JAN-FEB 2006	JAN-FEB 2007	%	JAN-FEB 2006	JAN-FEB 2007	%
(1)	(2)	(3)	(4)	(5)	(6)	(7)
CAMBODIA	2,880,876	3,387,322	17.58	9,120,800	12,126,440	32.95
BRUNEI DARUSSALAM	6,907	4,054	-41.31	50,588	28,038	-44.58
VIET NAM	44,358	474,690	970.13	364,275	2,389,481	555.96
INDIA	739	0	-100.00	5,700	0	-100.00
PAKISTAN	0	500	--	0	1,900	--
SRI LANKA	167	1,038	521.56	4,234	2,682	-36.66
SAUDI ARABIA	9,599	0	-100.00	113,200	0	-100.00
JORDAN	510,720	86,184	-83.13	1,680,000	323,190	-80.76
LEBANON	25,536	25,536	0.00	84,000	95,760	14.00
TURKEY	38,304	310,080	709.52	126,000	1,162,800	822.86
UNITED ARAB EMIRATES	67,290	79,783	18.57	261,782	428,829	63.81
QATAR	88	943	971.59	1,400	8,775	526.79
EGYPT	0	28,728	--	0	107,730	--
TUNISIA	0	50,000	--	0	75,000	--
SOUTH AFRICA	150	20,000	13,233.33	2,134	3,200	49.95
AUSTRALIA	99,097	1,101,398	1,011.43	267,060	3,487,382	1,205.84
EAST TIMOR	2,174	0	-100.00	56,000	0	-100.00
UNITED STATES	77,061	282,246	266.26	1,092,002	1,729,175	58.35
CANADA	754	0	-100.00	12,830	0	-100.00
BRAZIL	0	32,167	--	0	162,424	--
BOLIVIA	0	1,959	--	0	22,970	--
PARAGUAY	35,796	49,396	37.99	612,480	679,000	10.86
PUERTO RICO	440,000	0	-100.00	191,400	0	-100.00
DOMINICAN REPUBLIC	0	51,782	--	0	867,268	--
UNITED KINGDOM	89	45	-49.44	1,424	687	-51.76
NETHERLANDS	239,707	144,444	-39.74	1,277,157	1,036,150	-18.87
FRANCE	0	540	--	0	7,650	--
GERMANY, FED. REP. OF	305,534	495,119	62.05	1,055,301	2,119,609	100.85
AUSTRIA	89,100	495	-99.44	124,562	7,875	-93.68
BELGIUM	86,820	219,174	152.45	701,212	1,307,370	86.44
SWITZERLAND	8,100	16,200	100.00	10,481	20,668	97.19
DENMARK	5,751	15,664	172.37	178,730	337,633	88.91
SPAIN	7,446	7,895	6.03	60,657	75,965	25.24
PORTUGAL	0	43,200	--	0	184,086	--
POLAND	355	209,632	58,951.27	7,236	1,009,512	13,851.24
BELARUS	19,800	0	-100.00	19,800	0	-100.00
KAZAKHSTAN	19,800	0	-100.00	38,610	0	-100.00
UKRAINE	68,200	56,499	-17.16	66,922	43,694	-34.71
LITHUANIA	0	75	--	0	1,992	--
CZECH REPUBLIC	231	623	169.70	3,570	10,488	193.78
RUSSIA FEDERATION	752,180	199,800	-73.44	2,041,908	118,950	-94.17
-DAGING TERNAK	526,531	545,992	3.70	2,165,042	1,948,889	-9.98
JAPAN	200	2,391	1,095.50	820	11,334	1,282.20
HONG KONG	29,548	48,173	63.03	42,429	71,937	69.55
KOREA, REPUBLIC OF	7,580	5,643	-25.55	26,329	25,859	-1.79
SINGAPORE	11,988	10,717	-10.60	47,123	16,586	-64.80
PHILIPPINES	2	0	-100.00	30	0	-100.00
MALAYSIA	12,952	1,606	-87.60	14,373	1,911	-86.70
UNITED STATES	25,604	5	-99.98	308,336	11	-100.00
CANADA	16,200	0	-100.00	62,021	0	-100.00
UNITED KINGDOM	12,240	0	-100.00	85,779	0	-100.00
NETHERLANDS	48,114	97,553	102.75	197,500	360,842	82.70
FRANCE	122,855	99,688	-18.86	483,975	411,130	-15.05
BELGIUM	239,248	267,366	11.75	896,327	1,008,106	12.47
SWITZERLAND	0	12,850	--	0	41,173	--
-DAGING UNGGAS	51	28	-45.10	65,003	16,400	-74.77
CANADA	50	28	-44.00	65,000	16,400	-74.77
NETHERLANDS	1	0	-100.00	3	0	-100.00
-IKAN OLAHAN	23,656,314	24,657,400	4.23	78,255,066	82,431,404	5.34
JAPAN	3,708,377	5,136,198	38.50	12,289,111	15,515,195	26.25
HONG KONG	278,273	266,237	-4.33	1,778,166	1,366,111	-23.17
KOREA, REPUBLIC OF	464,749	505,180	8.70	575,918	623,126	8.20
TAIWAN	188,715	307,010	62.68	265,942	398,309	49.77
CHINA	606,224	150,793	-75.13	245,286	418,730	70.71
THAILAND	129,561	1,048,950	709.62	57,491	441,874	668.60
SINGAPORE	1,446,997	1,420,845	-1.81	2,126,104	1,907,201	-10.30
PHILIPPINES	18,104	15,116	-16.50	33,651	22,572	-32.92
MALAYSIA	588,982	1,021,657	73.46	327,226	799,489	144.32
BRUNEI DARUSSALAM	274	0	-100.00	286	0	-100.00
VIET NAM	169,532	145,218	-14.34	413,766	315,673	-23.71
MALDIVES	159	427	168.55	203	564	177.83
SRI LANKA	618,001	802,040	29.78	345,945	547,955	58.39
SAUDI ARABIA	316,289	503,961	59.34	1,079,030	1,632,870	51.33
JORDAN	620,239	465,120	-25.01	1,445,130	1,241,900	-14.06
LEBANON	36,352	16,319	-55.11	72,740	80,763	11.03

TABEL 5. PERKEMBANGAN EKSPOR INDONESIA MENURUT KOMODITI DAN NEGARA TUJUAN

JENIS BARANG	BERAT BERSIH (KG)		PERUB	NILAI FOB (US \$)		PERUB
	JAN-FEB 2006	JAN-FEB 2007	%	JAN-FEB 2006	JAN-FEB 2007	%
(1)	(2)	(3)	(4)	(5)	(6)	(7)
UNITED ARAB EMIRATES	75,322	16,216	-78.47	159,851	58,855	-63.18
EGYPT	0	43,190	--	0	95,110	--
LIBYAN ARAB JAMAHIRIYA	634,095	578,142	-8.82	1,463,871	1,400,500	-4.33
MOROCCO	31,008	13,801	-55.49	42,847	26,060	-39.18
ALGERIA	0	24,080	--	0	31,304	--
NAMIBIA	0	22,310	--	0	73,623	--
REUNION	17,493	14,653	-16.24	64,060	76,450	19.34
TOGO	0	15,500	--	0	17,260	--
GHANA	77,500	692,937	794.11	75,250	746,635	892.21
CAMEROON	0	304,792	--	0	322,180	--
NIGERIA	0	15,500	--	0	17,200	--
GABON	0	35,463	--	0	34,236	--
SOUTH AFRICA	0	130,000	--	0	178,100	--
MAURITIUS	20,427	51,134	150.33	22,398	68,993	208.03
AUSTRALIA	392,433	350,319	-10.73	1,166,798	1,261,530	8.12
NEW ZEALAND	49,059	46,052	-6.13	58,537	155,370	165.42
EAST TIMOR	2,031	20,000	884.74	1,560	71,263	4,468.14
UNITED STATES	8,550,404	7,179,142	-16.04	41,553,606	41,702,626	0.36
CANADA	327,044	434,438	32.84	1,368,306	1,568,224	14.61
MEXICO	50,290	24,322	-51.64	113,607	121,697	7.12
GUATEMALA	33,293	0	-100.00	38,189	0	-100.00
CHILE	0	10,713	--	0	6,113	--
TRINIDAD AND TOBAGO	50,415	0	-100.00	20,166	0	-100.00
PUERTO RICO	81,485	81,780	0.36	291,818	356,250	22.08
DOMINICAN REPUBLIC	19,203	0	-100.00	69,814	0	-100.00
MARTINIQUE	62,273	51,476	-17.34	206,549	151,722	-26.54
GUADELOUPE	19,460	0	-100.00	29,190	0	-100.00
UNITED KINGDOM	575,375	292,052	-49.24	1,690,742	1,344,535	-20.48
NETHERLANDS	538,281	135,653	-74.80	1,953,429	392,953	-79.88
FRANCE	253,940	293,165	15.45	529,758	469,944	-11.29
GERMANY, FED. REP. OF	1,359,311	828,530	-39.05	2,656,091	1,826,090	-31.25
AUSTRIA	0	15,857	--	0	34,360	--
BELGIUM	310,511	644,407	107.53	1,234,835	3,143,901	154.60
SWITZERLAND	29,608	0	-100.00	49,656	0	-100.00
DENMARK	76,858	49,020	-36.22	286,834	303,495	5.81
SWEDEN	52,429	0	-100.00	248,511	0	-100.00
IRELAND	18,048	0	-100.00	30,850	0	-100.00
ITALY	284,670	68,981	-75.77	515,716	143,907	-72.10
SPAIN	163,829	134,863	-17.68	317,751	548,681	72.68
PORTUGAL	47,536	0	-100.00	79,528	0	-100.00
GREECE	12,010	3	-99.98	33,351	9	-99.97
CZECHOSLOVAKIA	0	86,080	--	0	86,126	--
POLAND	69,000	0	-100.00	531,700	0	-100.00
BULGARIA	30,112	60,555	101.10	61,693	116,519	88.87
UKRAINE	0	24,044	--	0	50,905	--
MALTA	13,264	0	-100.00	6,632	0	-100.00
SLOVENIA	117,504	0	-100.00	172,800	0	-100.00
RUSSIA FEDERATION	19,965	63,159	216.35	52,777	116,346	120.45
-BERAS GILING	171,328	66,468	-61.20	86,335	35,857	-58.47
HONG KONG	22	32	45.45	52	56	7.69
TAIWAN	126,199	0	-100.00	55,943	0	-100.00
SINGAPORE	45,000	22,500	-50.00	30,268	15,638	-48.33
MALAYSIA	0	43,624	--	0	20,065	--
SUDAN	0	312	--	0	98	--
EAST TIMOR	107	0	-100.00	72	0	-100.00
-KOPI OLAHAN	480	15,504	3,130.00	500	23,185	4,537.00
JAPAN	0	4	--	0	170	--
HONG KONG	480	475	-1.04	500	500	0.00
SINGAPORE	0	15,025	--	0	22,515	--
-TEH OLAHAN	9,463,571	6,072,746	-35.83	11,995,632	10,904,691	-9.09
JAPAN	84,080	108,805	29.41	129,484	186,717	44.20
HONG KONG	637	400	-37.21	2,640	4,734	79.32
KOREA, REPUBLIC OF	1,224	0	-100.00	5,850	0	-100.00
TAIWAN	116,192	94,728	-18.47	200,676	338,892	68.88
CHINA	21,080	0	-100.00	22,621	0	-100.00
MONGOLIA	0	2,280	--	0	12,179	--
THAILAND	2,983	6,113	104.93	14,667	32,274	120.04
SINGAPORE	197,050	49,396	-74.93	454,122	173,608	-61.77
PHILIPPINES	3,851	7,619	97.84	21,071	55,204	161.99
MALAYSIA	762,408	667,967	-12.39	1,042,114	1,412,834	35.57
CAMBODIA	0	1,068	--	0	5,466	--
VIET NAM	25,524	25,685	0.63	111,094	119,569	7.63
INDIA	119,840	219,050	82.79	121,214	328,885	171.33
PAKISTAN	1,263,220	602,136	-52.33	1,472,349	962,404	-34.63
SRI LANKA	13,200	99,375	652.84	19,886	165,409	731.79

TABEL 5. PERKEMBANGAN EKSPOR INDONESIA MENURUT KOMODITI DAN NEGARA TUJUAN

JENIS BARANG	BERAT BERSIH (KG)		PERUB	NILAI FOB (US \$)		PERUB
	JAN-FEB 2006	JAN-FEB 2007	%	JAN-FEB 2006	JAN-FEB 2007	%
(1)	(2)	(3)	(4)	(5)	(6)	(7)
AFGHANISTAN	145,380	65,184	-55.16	152,101	82,470	-45.78
IRAQ	12,582	0	-100.00	19,432	0	-100.00
IRAN (ISLAMIC REPUBLIC OF)	33,450	0	-100.00	37,261	0	-100.00
SAUDI ARABIA	9,000	6,631	-26.32	28,585	32,919	15.16
KUWAIT	10,400	0	-100.00	11,190	0	-100.00
YEMEN	11,350	0	-100.00	22,900	0	-100.00
TURKEY	63,280	0	-100.00	80,484	0	-100.00
UNITED ARAB EMIRATES	193,514	166,101	-14.17	414,864	251,546	-39.37
EGYPT	213,620	23,960	-88.78	254,873	34,126	-86.61
AUSTRALIA	344,441	288,607	-16.21	1,080,786	1,166,160	7.90
NEW ZEALAND	93,131	60,271	-35.28	260,091	210,018	-19.25
GUAM	12	0	-100.00	251	0	-100.00
FIJI	21,840	11,000	-49.63	21,216	16,830	-20.67
EAST TIMOR	1,338	0	-100.00	1,555	0	-100.00
UNITED STATES	804,528	647,262	-19.55	790,454	900,222	13.89
CANADA	44,660	43,820	-1.88	40,171	64,476	60.50
SURINAME	0	1,921	--	0	17,152	--
CHILE	43,640	68,320	56.55	50,783	114,259	124.99
PUERTO RICO	540	0	-100.00	756	0	-100.00
UNITED KINGDOM	1,654,404	1,259,557	-23.87	1,828,281	1,860,984	1.79
NETHERLANDS	718,485	559,726	-22.10	713,745	838,494	17.48
GERMANY, FED. REP. OF	293,895	76,679	-73.91	301,612	111,770	-62.94
BELGIUM	12,500	0	-100.00	11,088	0	-100.00
IRELAND	21,640	0	-100.00	26,129	0	-100.00
ITALY	0	595	--	0	1,398	--
POLAND	379,980	118,480	-68.82	447,590	202,390	-54.78
KAZAKHSTAN	47,520	0	-100.00	51,955	0	-100.00
UKRAINE	138,190	22,000	-84.08	141,776	22,946	-83.82
UZBEKISTAN	27,030	0	-100.00	42,980	0	-100.00
RUSSIA FEDERATION	1,511,932	768,010	-49.20	1,544,935	1,178,356	-23.73
-GULA PASIR	37,084	39,103	5.44	34,451	35,184	2.13
HONG KONG	1,286	1,571	22.16	2,132	2,620	22.89
SINGAPORE	109	2,463	2,159.63	85	1,321	1,454.12
MALAYSIA	3,601	6,043	67.81	2,138	5,992	180.26
UNITED ARAB EMIRATES	168	0	-100.00	400	0	-100.00
AUSTRALIA	5,037	2,500	-50.37	8,625	4,363	-49.41
UNITED STATES	2,725	2,026	-25.65	6,270	5,778	-7.85
CANADA	24,158	24,500	1.42	14,801	15,110	2.09
-GULA LAINNYA	71,956,341	1,085,438	-98.49	2,112,258	546,873	-74.11
JAPAN	12,074	1,868	-84.53	10,572	1,499	-85.82
HONG KONG	24,759	31,726	28.14	13,826	24,253	75.42
CHINA	3,000	18,500	516.67	42,000	8,553	-79.64
PAPUA NEW GUINEA	16,899	0	-100.00	19,762	0	-100.00
THAILAND	500,001	882	-99.82	224,555	2,792	-98.76
SINGAPORE	241,752	286,505	18.51	119,188	162,190	36.08
PHILIPPINES	16	18,507	115,568.75	1,218	8,670	611.82
MALAYSIA	71,000	288,775	306.73	24,643	132,118	436.13
VIET NAM	36,001	0	-100.00	13,762	0	-100.00
MALDIVES	25,341	7,453	-70.59	9,190	2,221	-75.83
INDIA	0	74,000	--	0	34,200	--
PAKISTAN	0	126	--	0	885	--
KUWAIT	0	37,000	--	0	14,430	--
JORDAN	50,999	0	-100.00	21,615	0	-100.00
TURKEY	18,000	14,000	-22.22	7,875	8,255	4.83
TANZANIA, UNITED REPUBLIC OF	18,000	0	-100.00	6,964	0	-100.00
SEYCHELLES	223	0	-100.00	2,000	0	-100.00
AUSTRALIA	12,131	138,762	1,043.86	7,957	65,778	726.67
NEW ZEALAND	0	107,500	--	0	49,190	--
VANUATU	800	0	-100.00	796	0	-100.00
EAST TIMOR	18,529	0	-100.00	7,973	0	-100.00
UNITED STATES	70,848,571	39,000	-99.94	1,552,369	17,750	-98.86
CANADA	30	0	-100.00	40	0	-100.00
CHILE	7,057	0	-100.00	2,525	0	-100.00
UNITED KINGDOM	10,000	12,750	27.50	4,425	7,050	59.32
NETHERLANDS	6,158	8,084	31.28	4,886	7,039	44.06
NORWAY	35,000	0	-100.00	14,117	0	-100.00
-MAKANAN OLAHAN LAINNYA	42,066,040	56,638,985	34.64	65,777,684	76,452,353	16.23
JAPAN	1,709,279	2,120,567	24.06	2,435,308	2,695,012	10.66
HONG KONG	1,161,008	1,246,956	7.40	6,689,630	6,402,690	-4.29
KOREA, REPUBLIC OF	677,433	707,394	4.42	869,742	801,241	-7.88
TAIWAN	2,306,117	3,213,792	39.36	3,519,454	4,457,001	26.64
CHINA	319,355	7,118,844	2,129.13	517,759	4,255,545	721.92
MONGOLIA	4,973	0	-100.00	46,502	0	-100.00
PAPUA NEW GUINEA	271,468	365,447	34.62	286,422	463,262	61.74
THAILAND	1,982,365	1,500,933	-24.29	3,775,531	2,815,877	-25.42

TABEL 5. PERKEMBANGAN EKSPOR INDONESIA MENURUT KOMODITI DAN NEGARA TUJUAN

JENIS BARANG	BERAT BERSIH (KG)		PERUB	NILAI FOB (US \$)		PERUB
	JAN-FEB 2006	JAN-FEB 2007	%	JAN-FEB 2006	JAN-FEB 2007	%
(1)	(2)	(3)	(4)	(5)	(6)	(7)
SINGAPORE	3,990,696	4,416,672	10.67	5,561,864	5,986,278	7.63
PHILIPPINES	5,855,897	5,724,568	-2.24	6,387,380	8,259,926	29.32
MALAYSIA	6,932,715	9,932,464	43.27	8,286,716	10,690,678	29.01
MYANMAR (FORM. BURMA)	48,316	7,620	-84.23	160,305	28,458	-82.25
CAMBODIA	1,791	18,300	921.78	80,600	110,255	36.79
BRUNEI DARUSSALAM	692,290	748,105	8.06	990,723	1,021,950	3.15
LAO PEOPLE'S DEMOCRATIC REPUBLI	12,000	0	-100.00	66,050	0	-100.00
NEPAL	13,635	13,961	2.39	15,132	14,920	-1.40
VIET NAM	728,366	1,180,428	62.07	1,301,989	2,488,268	91.11
MALDIVES	106,081	196,109	84.87	152,553	281,349	84.43
INDIA	92,812	328,138	253.55	88,841	435,302	389.98
PAKISTAN	183,554	160,507	-12.56	336,933	260,076	-22.81
BANGLADESH	59,776	123,555	106.70	50,227	131,607	162.02
SRI LANKA	93,522	48,010	-48.66	151,691	47,932	-68.40
AFGHANISTAN	6,477	8,640	33.40	11,494	14,800	28.76
IRAN (ISLAMIC REPUBLIC OF)	39,962	0	-100.00	53,667	0	-100.00
SAUDI ARABIA	1,696,023	2,177,756	28.40	2,917,765	3,915,656	34.20
KUWAIT	247,772	282,655	14.08	362,365	432,688	19.41
JORDAN	184,746	360,013	94.87	281,258	495,437	76.15
LEBANON	64,653	88,873	37.46	128,547	176,505	37.31
YEMEN	6,887	9,883	43.50	9,875	14,583	47.68
OMAN	23,553	34,766	47.61	28,350	48,868	72.37
SYRIA ARAB REPUBLIC	0	102,054	--	0	29,164	--
TURKEY	36,824	161,184	337.71	55,190	154,339	179.65
UNITED ARAB EMIRATES	722,226	902,814	25.00	985,732	1,422,830	44.34
QATAR	165,101	145,345	-11.97	186,701	188,012	0.70
BAHRAIN	30,337	37,600	23.94	27,364	37,903	38.51
CYPRUS	0	12,954	--	0	14,496	--
EGYPT	0	107,438	--	0	173,994	--
LIBYAN ARAB JAMAHIRIYA	0	16,573	--	0	25,223	--
MOROCCO	19,331	0	-100.00	29,374	0	-100.00
ALGERIA	0	20,000	--	0	8,000	--
SUDAN	207	2	-99.03	2,145	15	-99.30
TANZANIA, UNITED REPUBLIC OF	0	4,530	--	0	13,720	--
MADAGASCAR	1,307	10,181	678.96	1,969	16,918	759.22
KENYA	5,476	39,190	615.67	6,335	54,212	755.75
MOZAMBIQUE	17,865	0	-100.00	29,143	0	-100.00
TOGO	0	18,760	--	0	14,183	--
GHANA	37,777	38,821	2.76	81,828	57,700	-29.49
ANGOLA	15,462	0	-100.00	25,562	0	-100.00
CONGO	19,440	0	-100.00	23,288	0	-100.00
CAMEROON	25,729	12,504	-51.40	19,459	13,950	-28.31
NIGERIA	1,508,488	394,821	-73.83	3,890,105	681,609	-82.48
MAURITANIA	56,374	0	-100.00	76,977	0	-100.00
BENIN	17,496	65,119	272.19	52,893	148,530	180.81
BURKINA FASO	2,460	0	-100.00	42,025	0	-100.00
SEYCHELLES	4,020	1,457	-63.76	36,000	4,032	-88.80
UGANDA	0	35,529	--	0	46,194	--
SOUTH AFRICA	271,823	245,836	-9.56	293,318	306,268	4.42
MAURITIUS	81,510	69,011	-15.33	80,787	87,927	8.84
AUSTRALIA	1,178,466	2,052,243	74.15	1,736,937	2,970,960	71.05
NEW ZEALAND	241,553	281,353	16.48	397,534	433,607	9.07
MICRONESIA, FEDERATED STATES OF	0	603	--	0	3,674	--
GUAM	470	595	26.60	4,492	6,160	37.13
NEW CALEDONIA	11,113	12,205	9.83	31,588	15,459	-51.06
VANUATU	3,092	25,535	725.84	3,373	31,493	833.68
AMERICAN SAMOA	0	10,504	--	0	5,171	--
COOK ISLANDS	3,678	0	-100.00	4,845	0	-100.00
FIJI	61,384	98,800	60.95	75,254	145,531	93.39
KIRIBATI	0	6,814	--	0	6,865	--
SAMOA	8,636	34,749	302.37	13,915	43,635	213.58
SOLOMON ISLANDS	27,957	43,842	56.82	111,646	53,135	-52.41
TONGA	81,151	32,354	-60.13	78,192	35,534	-54.56
TUVALU	0	2,778	--	0	3,793	--
EAST TIMOR	158,524	876	-99.45	138,680	260	-99.81
UNITED STATES	2,655,245	3,488,758	31.39	5,476,233	5,614,621	2.53
CANADA	260,852	360,304	38.13	1,036,703	592,508	-42.85
MEXICO	53,597	55,677	3.88	112,906	157,658	39.64
SURINAME	11,119	13,689	23.11	12,044	22,222	84.51
CHILE	0	1,512	--	0	14,000	--
BRAZIL	0	77,636	--	0	32,485	--
JAMAICA	18,700	38,736	107.14	11,918	25,722	115.82
PUERTO RICO	110,328	41,224	-62.64	87,925	108,376	23.26
DOMINICAN REPUBLIC	0	51,000	--	0	12,000	--
EL SALVADOR	6,827	0	-100.00	17,369	0	-100.00
COSTA RICA	0	20,000	--	0	15,000	--
BARBADOS	0	4,635	--	0	12,231	--
FRENCH POLYNESIA	4,560	7,530	65.13	10,113	18,857	86.46

TABEL 5. PERKEMBANGAN EKSPOR INDONESIA MENURUT KOMODITI DAN NEGARA TUJUAN

JENIS BARANG	BERAT BERSIH (KG)		PERUB	NILAI FOB (US \$)		PERUB
	JAN-FEB 2006	JAN-FEB 2007	%	JAN-FEB 2006	JAN-FEB 2007	%
(1)	(2)	(3)	(4)	(5)	(6)	(7)
UNITED KINGDOM	165,619	163,669	-1.18	290,510	322,792	11.11
NETHERLANDS	3,106,168	4,032,386	29.82	2,727,841	3,531,599	29.46
FRANCE	85,402	15,536	-81.81	123,845	36,916	-70.19
GERMANY, FED. REP. OF	213,895	83,764	-60.84	241,056	261,194	8.35
AUSTRIA	0	21,279	--	0	76,158	--
BELGIUM	55,560	24,609	-55.71	198,205	64,204	-67.61
SWITZERLAND	56	5,153	9,101.79	2,090	6,526	212.25
DENMARK	0	10,000	--	0	4,800	--
NORWAY	73,014	52,034	-28.73	86,115	87,213	1.28
SWEDEN	0	44,000	--	0	15,400	--
FINLAND	114,320	11,642	-89.82	101,865	26,749	-73.74
ITALY	54,694	29,399	-46.25	151,009	371,295	145.88
SPAIN	251,214	387,308	54.17	372,613	494,477	32.71
PORTUGAL	40,000	30,421	-23.95	28,292	22,683	-19.83
GREECE	18,895	20,001	5.85	33,736	29,305	-13.13
CZECHOSLOVAKIA	17,712	0	-100.00	21,156	0	-100.00
POLAND	6,318	38,880	515.38	15,925	41,462	160.36
ROMANIA	27,738	0	-100.00	35,343	0	-100.00
BULGARIA	6,705	4,920	-26.62	5,700	83,025	1,356.58
ARMENIA	0	1,923	--	0	7,751	--
UKRAINE	11,422	41,412	262.56	9,719	48,912	403.26
LITHUANIA	5,148	41,964	715.15	8,905	31,086	249.08
LATVIA	32,754	32,704	-0.15	47,462	49,484	4.26
ESTONIA	90,584	0	-100.00	134,553	0	-100.00
CROATIA	0	3,914	--	0	8,606	--
MALTA	25,109	42,325	68.57	34,399	56,267	63.57
CZECH REPUBLIC	0	96,165	--	0	100,542	--
RUSSIA FEDERATION	213,686	62,946	-70.54	234,810	47,567	-79.74
SEMEN	1,020,539,978	1,199,551,359	17.54	30,955,993	36,204,323	16.95
JAPAN	2,426,250	4,800,000	97.84	115,550	196,000	69.62
HONG KONG	0	149,128	--	0	28,003	--
KOREA, REPUBLIC OF	200,000	0	-100.00	21,168	0	-100.00
TAIWAN	3,947,717	4,316,262	9.34	280,640	309,307	10.21
THAILAND	1,031	0	-100.00	120	0	-100.00
SINGAPORE	15,327,024	41,696,027	172.04	468,932	1,235,385	163.45
PHILIPPINES	0	6,249	--	0	1,616	--
MALAYSIA	82,556,590	103,524,315	25.40	2,308,005	2,814,581	21.95
BRUNEI DARUSSALAM	0	41,040,600	--	0	914,102	--
VIET NAM	0	14,619,580	--	0	389,490	--
MALDIVES	7,000,000	17,325,000	147.50	255,380	675,675	164.58
INDIA	0	50,000,000	--	0	1,300,000	--
BANGLADESH	130,704,292	125,488,618	-3.99	2,735,828	2,946,897	7.71
SRI LANKA	217,807,096	199,813,891	-8.26	7,330,449	7,357,301	0.37
KUWAIT	31,288,597	110,194,698	252.19	1,104,487	3,996,718	261.86
UNITED ARAB EMIRATES	104,191,993	40,412,924	-61.21	3,000,647	1,050,736	-64.98
MADAGASCAR	34,260,290	47,504,860	38.66	1,199,110	1,757,680	46.58
MOZAMBIQUE	56,274,995	56,802,230	0.94	1,621,845	1,600,697	-1.30
TOGO	0	29,500,000	--	0	808,448	--
GHANA	142,835,018	200,399,941	40.30	4,085,985	5,491,961	34.41
LIBERIA	28,000,000	0	-100.00	793,800	0	-100.00
GUINEA	50,000	0	-100.00	2,600	0	-100.00
SIERRA LEONE	0	36,000,000	--	0	986,580	--
BENIN	27,500,000	30,000,000	9.09	779,625	822,150	5.45
MAURITIUS	55,722,233	19,875,364	-64.33	1,933,108	745,053	-61.46
AUSTRALIA	25,565,342	24,052,772	-5.92	750,342	690,347	-8.00
NEW ZEALAND	20,000	0	-100.00	1,644	0	-100.00
VANUATU	0	845,000	--	0	34,273	--
AMERICAN SAMOA	1,800,000	300,000	-83.33	69,750	12,191	-82.52
COOK ISLANDS	2,804	0	-100.00	998	0	-100.00
SAMOA	1,200,000	380,000	-68.33	46,500	15,441	-66.79
SOLOMON ISLANDS	0	60,000	--	0	2,438	--
TONGA	0	80,000	--	0	3,251	--
CHRISTMAS ISLANDS	501,000	351,000	-29.94	21,308	14,926	-29.95
EAST TIMOR	2,025,637	11,288	-99.44	83,405	1,071	-98.72
UNITED STATES	45,000,069	0	-100.00	1,773,093	0	-100.00
FRENCH POLYNESIA	3,582,000	0	-100.00	140,924	0	-100.00
UNITED KINGDOM	0	1,611	--	0	1,995	--
PORTUGAL	750,000	0	-100.00	30,750	0	-100.00
GREECE	0	1	--	0	10	--
-DARI ROTAN	1,443,248	4,709,668	226.32	3,597,297	9,923,750	175.87
JAPAN	99,636	73,737	-25.99	496,363	289,211	-41.73
KOREA, REPUBLIC OF	61,428	192,935	214.08	170,168	436,723	156.64
TAIWAN	6,709	9,228	37.55	17,384	20,986	20.72
CHINA	10	0	-100.00	14	0	-100.00
THAILAND	38	1,529	3,923.68	446	7,535	1,589.46
SINGAPORE	5,277	1,133	-78.53	8,325	799	-90.40

TABEL 5. PERKEMBANGAN EKSPOR INDONESIA MENURUT KOMODITI DAN NEGARA TUJUAN

JENIS BARANG	BERAT BERSIH (KG)		PERUB	NILAI FOB (US \$)		PERUB
	JAN-FEB 2006	JAN-FEB 2007	%	JAN-FEB 2006	JAN-FEB 2007	%
(1)	(2)	(3)	(4)	(5)	(6)	(7)
MALAYSIA	11,293	272	-97.59	10,894	731	-93.29
CAMBODIA	32	0	-100.00	1,278	0	-100.00
MALDIVES	459	1	-99.78	2,862	80	-97.20
INDIA	498	728	46.18	468	425	-9.19
SRI LANKA	2,900	0	-100.00	4,950	0	-100.00
SAUDI ARABIA	119	0	-100.00	413	0	-100.00
LEBANON	3,371	0	-100.00	7,272	0	-100.00
TURKEY	10,713	1,626	-84.82	40,739	3,322	-91.85
TUNISIA	835	0	-100.00	3,447	0	-100.00
ALGERIA	8	0	-100.00	60	0	-100.00
REUNION	0	77	--	0	109	--
SEYCHELLES	372	10	-97.31	1,296	300	-76.85
SOUTH AFRICA	301	16,567	5,403.99	504	44,390	8,707.54
MAURITIUS	0	56	--	0	26	--
AUSTRALIA	61,516	38,126	-38.02	120,981	81,555	-32.59
NEW ZEALAND	11,618	4,111	-64.62	20,879	13,516	-35.27
GUAM	58	0	-100.00	559	0	-100.00
PALAU	13	0	-100.00	1,800	0	-100.00
NEW CALEDONIA	0	510	--	0	312	--
VANUATU	0	297	--	0	469	--
COOK ISLANDS	0	209	--	0	85	--
FIJI	0	1,299	--	0	5,350	--
SOLOMON ISLANDS	1,312	0	-100.00	2,978	0	-100.00
UNITED STATES	233,266	330,316	41.60	681,760	1,120,754	64.39
CANADA	3,514	1,790	-49.06	9,808	10,576	7.83
MEXICO	3,108	3,009,874	96,742.79	6,505	5,716,751	87,782.41
CHILE	201	0	-100.00	567	0	-100.00
ARGENTINA	925	196	-78.81	575	368	-36.00
BRAZIL	220	302	37.27	545	506	-7.16
PERU	4	0	-100.00	108	0	-100.00
TRINIDAD AND TOBAGO	2	0	-100.00	69	0	-100.00
PUERTO RICO	3	0	-100.00	40	0	-100.00
COSTA RICA	704	0	-100.00	490	0	-100.00
BARBADOS	291	0	-100.00	189	0	-100.00
ANTIGUA AND BARBUDA	286	0	-100.00	128	0	-100.00
FRENCH GUIANA	0	149	--	0	136	--
FRENCH POLYNESIA	923	1,819	97.07	1,781	1,664	-6.57
NETHERLANDS ANTILLES	22	0	-100.00	47	0	-100.00
GUADELOUPE	0	37	--	0	33	--
UNITED KINGDOM	129,602	59,737	-53.91	286,015	156,163	-45.40
NETHERLANDS	239,442	174,909	-26.95	455,509	452,802	-0.59
FRANCE	31,384	493,280	1,471.76	83,428	937,496	1,023.72
GERMANY, FED. REP. OF	312,265	124,306	-60.19	637,017	144,410	-77.33
AUSTRIA	5,356	0	-100.00	21,956	0	-100.00
BELGIUM	61,515	62,480	1.57	169,265	138,354	-18.26
SWITZERLAND	791	265	-66.50	700	167	-76.14
DENMARK	6,425	2,124	-66.94	11,313	9,733	-13.97
NORWAY	0	94	--	0	98	--
SWEDEN	83,008	5,898	-92.89	197,238	36,852	-81.32
FINLAND	4,124	5,131	24.42	8,155	48,642	496.47
ITALY	29,121	34,043	16.90	60,614	57,095	-5.81
SPAIN	4,812	25,657	433.19	14,035	64,403	358.87
PORTUGAL	1,122	17,965	1,501.16	6,214	87,441	1,307.16
GREECE	2,580	14,310	454.65	6,419	24,236	277.57
HUNGARY	7	74	957.14	8	84	950.00
POLAND	395	1,241	214.18	1,560	7,295	367.63
YUGOSLAVIA	549	0	-100.00	1,218	0	-100.00
KAZAKHSTAN	228	408	78.95	802	904	12.72
UKRAINE	323	103	-68.11	2,065	156	-92.45
LATVIA	122	0	-100.00	564	0	-100.00
ESTONIA	0	705	--	0	702	--
CROATIA	96	0	-100.00	56	0	-100.00
SLOVENIA	214	0	-100.00	714	0	-100.00
RUSSIA FEDERATION	7,782	4	-99.95	15,740	5	-99.97
-DARI BAHAN LAINNYA	3,117,718	3,464,827	11.13	7,743,147	7,474,713	-3.47
JAPAN	335,218	176,412	-47.37	1,002,424	895,019	-10.71
HONG KONG	4,658	5,858	25.76	12,739	8,721	-31.54
KOREA, REPUBLIC OF	32,458	97,546	200.53	88,260	166,123	88.22
TAIWAN	363,077	219,616	-39.51	120,357	60,977	-49.34
CHINA	225,424	897,738	298.24	93,281	211,342	126.56
PAPUA NEW GUINEA	0	39	--	0	22	--
THAILAND	1,858	16,716	799.68	6,025	42,420	604.07
SINGAPORE	13,079	20,997	60.54	14,171	31,535	122.53
PHILIPPINES	0	450	--	0	562	--
MALAYSIA	18,676	69,044	269.69	30,863	67,221	117.80
BRUNEI DARUSSALAM	110	1,124	921.82	589	413	-29.88
MALDIVES	5,601	6,855	22.39	27,487	32,568	18.49

TABEL 5. PERKEMBANGAN EKSPOR INDONESIA MENURUT KOMODITI DAN NEGARA TUJUAN

JENIS BARANG	BERAT BERSIH (KG)		PERUB	NILAI FOB (US \$)		PERUB
	JAN-FEB 2006	JAN-FEB 2007	%	JAN-FEB 2006	JAN-FEB 2007	%
(1)	(2)	(3)	(4)	(5)	(6)	(7)
INDIA	1,246	3,083	147.43	4,242	3,284	-22.58
BANGLADESH	1,845	0	-100.00	8,703	0	-100.00
SRI LANKA	1,033	4,954	379.57	5,314	6,916	30.15
IRAN (ISLAMIC REPUBLIC OF)	1,309	3,609	175.71	2,077	2,694	29.71
SAUDI ARABIA	3,192	235	-92.64	22,684	396	-98.25
KUWAIT	0	90	--	0	310	--
JORDAN	0	2,924	--	0	6,415	--
LEBANON	19,000	5,067	-73.33	3,830	927	-75.80
YEMEN	122	0	-100.00	184	0	-100.00
OMAN	15	0	-100.00	792	0	-100.00
SYRIA ARAB REPUBLIC	0	11,200	--	0	1,238	--
TURKEY	39,655	41,470	4.58	137,610	87,735	-36.24
UNITED ARAB EMIRATES	4,109	1,583	-61.47	28,064	3,136	-88.83
QATAR	0	170	--	0	363	--
CYPRUS	620	0	-100.00	1,348	0	-100.00
EGYPT	3,202	230	-92.82	3,543	623	-82.42
MOROCCO	0	1,899	--	0	4,844	--
TUNISIA	33	9,696	29,281.82	139	25,010	17,892.81
ALGERIA	89	0	-100.00	600	0	-100.00
ERITREA	0	280	--	0	1,340	--
TANZANIA, UNITED REPUBLIC OF	186	0	-100.00	713	0	-100.00
REUNION	7,836	10,064	28.43	15,978	13,935	-12.79
CONGO	1	0	-100.00	52	0	-100.00
COTE D'IVOIRE	0	11	--	0	12	--
SEYCHELLES	25,006	7,177	-71.30	14,204	19,380	36.44
UGANDA	1	0	-100.00	16	0	-100.00
SOUTH AFRICA	17,679	24,601	39.15	32,921	30,952	-5.98
MAURITIUS	0	2,426	--	0	6,220	--
AUSTRALIA	187,792	190,190	1.28	185,803	168,824	-9.14
NEW ZEALAND	23,113	7,938	-65.66	64,178	18,382	-71.36
GUAM	1,015	1,274	25.52	5,455	4,723	-13.42
PALAU	4	0	-100.00	30	0	-100.00
NEW CALEDONIA	4,818	6,682	38.69	8,614	6,741	-21.74
NORTHERN MARIANA ISLANDS	72	71	-1.39	465	344	-26.02
VANUATU	386	552	43.01	691	363	-47.47
WALLIS AND FUTUNA ISLANDS	163	0	-100.00	213	0	-100.00
COOK ISLANDS	1,123	628	-44.08	1,725	1,030	-40.29
FIJI	3,472	705	-79.69	8,570	5,532	-35.45
MARSHALL ISLANDS	16	0	-100.00	41	0	-100.00
EAST TIMOR	247	0	-100.00	156	0	-100.00
UNITED STATES	743,786	547,182	-26.43	3,042,844	2,781,190	-8.60
CANADA	28,063	26,838	-4.37	175,138	104,676	-40.23
MEXICO	1,309	10,083	670.28	4,592	54,425	1,085.21
PANAMA	0	8,665	--	0	13,716	--
SURINAME	623	0	-100.00	2,942	0	-100.00
CHILE	876	726	-17.12	7,615	1,340	-82.40
ARGENTINA	6,152	12,661	105.80	9,243	34,435	272.55
BRAZIL	6,311	10,782	70.84	9,963	38,100	282.41
COLOMBIA	3,962	5,811	46.67	5,481	17,532	219.87
BAHAMAS	602	317	-47.34	409	117	-71.39
JAMAICA	211	2,898	1,273.46	53	6,309	11,803.77
PUERTO RICO	537	572	6.52	1,025	1,848	80.29
BELIZE	214	0	-100.00	1,273	0	-100.00
DOMINICAN REPUBLIC	454	4,743	944.71	652	6,079	832.36
EL SALVADOR	16	0	-100.00	61	0	-100.00
COSTA RICA	269	3,203	1,090.71	271	2,401	785.98
BARBADOS	534	3,088	478.28	880	190	-78.41
ANTIGUA AND BARBUDA	2,329	0	-100.00	1,040	0	-100.00
BERMUDA	116	10	-91.38	813	96	-88.19
CAYMAN ISLANDS	0	742	--	0	200	--
FRENCH GUIANA	0	618	--	0	803	--
FRENCH POLYNESIA	7,981	18,211	128.18	28,551	27,615	-3.28
GRENADA	0	10,789	--	0	1,732	--
MARTINIQUE	1,199	460	-61.63	5,898	1,506	-74.47
NETHERLANDS ANTILLES	87	100	14.94	1,500	747	-50.20
TURKS AND CAICOS ISLANDS	1,137	477	-58.05	336	3,996	1,089.29
GUADELOUPE	1,419	3,634	156.10	5,816	29,435	406.10
UNITED KINGDOM	98,448	150,116	52.48	387,197	484,994	25.26
NETHERLANDS	164,968	68,357	-58.56	249,319	184,452	-26.02
FRANCE	152,371	152,325	-0.03	433,789	364,144	-16.06
GERMANY, FED. REP. OF	63,118	94,964	50.45	193,008	195,176	1.12
AUSTRIA	4,142	1,642	-60.36	19,932	8,473	-57.49
BELGIUM	62,131	37,732	-39.27	137,913	89,516	-35.09
SWITZERLAND	8,084	4,806	-40.55	15,056	18,455	22.58
DENMARK	8,699	21,703	149.49	32,453	47,465	46.26
NORWAY	255	9,015	3,435.29	354	22,682	6,307.34
SWEDEN	11,229	4,469	-60.20	38,759	18,575	-52.08
FINLAND	4,378	4,758	8.68	11,993	7,621	-36.45

TABEL 5. PERKEMBANGAN EKSPOR INDONESIA MENURUT KOMODITI DAN NEGARA TUJUAN

JENIS BARANG	BERAT BERSIH (KG)		PERUB	NILAI FOB (US \$)		PERUB
	JAN-FEB 2006	JAN-FEB 2007	%	JAN-FEB 2006	JAN-FEB 2007	%
(1)	(2)	(3)	(4)	(5)	(6)	(7)
IRELAND	7	27,301	389,914.29	49	24,541	49,983.67
ITALY	201,592	111,577	-44.65	535,051	276,109	-48.40
SPAIN	114,858	166,199	44.70	293,256	439,351	49.82
PORTUGAL	6,954	3,114	-55.22	32,293	8,334	-74.19
GREECE	28,451	37,330	31.21	45,368	86,269	90.15
HUNGARY	4,095	1,665	-59.34	5,205	3,543	-31.93
POLAND	7,159	21,019	193.60	13,497	21,064	56.06
ROMANIA	0	2,674	--	0	6,071	--
BULGARIA	1,603	2,488	55.21	3,731	3,575	-4.18
UKRAINE	5,437	6,420	18.08	16,740	60,948	264.09
ESTONIA	0	1,004	--	0	1,000	--
CROATIA	661	4,250	542.97	5,051	17,328	243.06
MALTA	0	768	--	0	1,324	--
SLOVENIA	1,527	956	-37.39	5,332	1,540	-71.12
CZECH REPUBLIC	9,874	415	-95.80	2,318	854	-63.16
RUSSIA FEDERATION	931	3,946	323.85	3,936	14,229	261.51
-DARI ROTAN	20,241,234	19,274,828	-4.77	55,706,406	55,034,004	-1.21
JAPAN	2,251,029	2,052,715	-8.81	6,416,032	6,099,012	-4.94
HONG KONG	21,430	9,208	-57.03	39,831	44,723	12.28
KOREA, REPUBLIC OF	159,056	121,139	-23.84	243,734	210,037	-13.83
TAIWAN	191,431	183,492	-4.15	369,374	269,381	-27.07
CHINA	35,697	94,877	165.78	92,961	258,388	177.95
PAPUA NEW GUINEA	25	1,310	5,140.00	74	726	881.08
THAILAND	2,841	22,986	709.08	17,982	41,888	132.94
SINGAPORE	157,434	146,684	-6.83	748,034	256,907	-65.66
PHILIPPINES	1,409	1,251	-11.21	11,184	4,441	-60.29
MALAYSIA	414,438	295,050	-28.81	830,182	879,194	5.90
BRUNEI DARUSSALAM	2,099	54	-97.43	12,999	399	-96.93
VIET NAM	710	707	-0.42	658	4,339	559.42
MALDIVES	45,270	7,415	-83.62	23,565	25,360	7.62
INDIA	20,475	23,629	15.40	46,856	38,600	-17.62
PAKISTAN	10,341	12,800	23.78	16,050	15,542	-3.17
SRI LANKA	0	4,205	--	0	2,288	--
IRAN (ISLAMIC REPUBLIC OF)	61,948	0	-100.00	212,887	0	-100.00
SAUDI ARABIA	24,532	14,878	-39.35	39,072	37,268	-4.62
KUWAIT	127,534	69,559	-45.46	137,564	72,716	-47.14
JORDAN	24,504	505	-97.94	38,723	3,635	-90.61
LEBANON	37,125	33,283	-10.35	95,126	118,703	24.79
OMAN	80	2,500	3,025.00	736	10,626	1,343.75
TURKEY	239,487	169,585	-29.19	648,976	564,335	-13.04
UNITED ARAB EMIRATES	54,525	80,470	47.58	178,599	281,000	57.34
QATAR	7,234	3,878	-46.39	20,099	6,491	-67.70
BAHRAIN	9,574	24,600	156.95	13,201	82,625	525.90
CYPRUS	109,800	54,490	-50.37	358,928	196,932	-45.13
EGYPT	84,478	45,207	-46.49	156,361	88,012	-43.71
MOROCCO	9,165	14,202	54.96	26,388	28,508	8.03
TUNISIA	22,475	0	-100.00	79,303	0	-100.00
SUDAN	6,910	0	-100.00	7,787	0	-100.00
TANZANIA, UNITED REPUBLIC OF	7,138	7,192	0.76	5,908	5,870	-0.64
KENYA	19,992	0	-100.00	16,168	0	-100.00
REUNION	8,369	46,382	454.21	14,853	71,001	378.02
GHANA	28	0	-100.00	143	0	-100.00
GUINEA	0	3,190	--	0	7,872	--
CONGO	0	48,600	--	0	43,325	--
CAMEROON	4,422	0	-100.00	10,265	0	-100.00
NIGERIA	0	17,636	--	0	22,959	--
U.S. VIRGIN ISLANDS	0	10	--	0	284	--
UGANDA	0	1,067	--	0	2,166	--
SOUTH AFRICA	140,850	148,280	5.28	301,358	352,904	17.10
MAURITIUS	1,232	10,732	771.10	1,073	15,788	1,371.39
AUSTRALIA	443,669	543,572	22.52	826,031	1,194,315	44.58
NEW ZEALAND	27,087	49,379	82.30	95,359	103,456	8.49
GUAM	0	75	--	0	338	--
NEW CALEDONIA	111	1,157	942.34	152	2,061	1,255.92
NORTHERN MARIANA ISLANDS	0	349	--	0	1,278	--
VANUATU	1,771	298	-83.17	11,912	470	-96.05
WALLIS AND FUTUNA ISLANDS	0	1,441	--	0	2,782	--
BRITISH INDIAN OCEAN TERRITORY	3,434	0	-100.00	5,352	0	-100.00
FIJI	4,805	1,009	-79.00	13,633	2,521	-81.51
SAMOA	0	316	--	0	960	--
UNITED STATES	2,483,696	2,388,944	-3.81	7,537,890	8,213,781	8.97
CANADA	150,117	99,738	-33.56	673,383	355,287	-47.24
MEXICO	80,412	69,358	-13.75	174,686	195,572	11.96
GUATEMALA	2,950	102	-96.54	12,467	475	-96.19
PANAMA	35,608	79,772	124.03	50,249	163,737	225.85
CUBA	16,864	0	-100.00	26,640	0	-100.00
SURINAME	0	3,200	--	0	3,198	--

TABEL 5. PERKEMBANGAN EKSPOR INDONESIA MENURUT KOMODITI DAN NEGARA TUJUAN

JENIS BARANG	BERAT BERSIH (KG)		PERUB	NILAI FOB (US \$)		PERUB
	JAN-FEB 2006	JAN-FEB 2007	%	JAN-FEB 2006	JAN-FEB 2007	%
(1)	(2)	(3)	(4)	(5)	(6)	(7)
CHILE	2,255	8,071	257.92	12,834	38,086	196.76
VENEZUELA	15,658	9,981	-36.26	48,577	27,177	-44.05
ARGENTINA	16,745	29,913	78.64	39,176	54,379	38.81
BRAZIL	33,431	33,376	-0.16	102,137	66,313	-35.07
COLOMBIA	5,530	13,977	152.75	17,057	38,847	127.75
BOLIVIA	4,368	779	-82.17	19,012	1,750	-90.80
URUGUAY	0	2,295	--	0	2,253	--
PERU	857	6,854	699.77	3,104	12,922	316.30
TRINIDAD AND TOBAGO	0	1,051	--	0	5,536	--
BAHAMAS	0	8,527	--	0	9,098	--
JAMAICA	3,000	0	-100.00	2,430	0	-100.00
PUERTO RICO	25,243	10,893	-56.85	53,064	34,794	-34.43
BELIZE	2,498	0	-100.00	8,260	0	-100.00
DOMINICAN REPUBLIC	44,398	50,658	14.10	92,288	159,227	72.53
COSTA RICA	3,558	36,352	921.70	16,735	51,482	207.63
BARBADOS	15,693	6,998	-55.41	36,763	25,103	-31.72
ANTIGUA AND BARBUDA	0	3,275	--	0	14,680	--
CAPE VERDE	0	4,806	--	0	10,046	--
FRENCH GUIANA	5,865	12,995	121.57	9,945	22,071	121.93
FRENCH POLYNESIA	20,075	31,626	57.54	41,433	63,770	53.91
GRENADA	0	3,715	--	0	11,214	--
MARTINIQUE	26,516	57,212	115.76	39,648	134,159	238.38
NETHERLANDS ANTILLES	3,300	41,486	1,157.15	10,324	103,234	899.94
SAINT LUCIA	0	1,950	--	0	5,845	--
GUADELOUPE	80,124	42,301	-47.21	123,727	100,131	-19.07
UNITED KINGDOM	1,423,108	1,211,330	-14.88	5,510,756	3,308,228	-39.97
NETHERLANDS	1,356,166	1,070,597	-21.06	4,004,762	4,336,736	8.29
FRANCE	858,917	843,894	-1.75	1,831,165	2,029,180	10.81
GERMANY, FED. REP. OF	2,519,004	2,633,063	4.53	7,184,015	7,361,223	2.47
AUSTRIA	71,278	42,607	-40.22	143,746	85,834	-40.29
BELGIUM	643,646	938,335	45.78	2,131,109	3,022,413	41.82
SWITZERLAND	96,268	33,868	-64.82	198,245	58,965	-70.26
DENMARK	212,789	144,955	-31.88	500,227	394,970	-21.04
NORWAY	92,078	49,938	-45.77	303,723	146,593	-51.73
SWEDEN	269,782	174,687	-35.25	769,955	466,213	-39.45
FINLAND	291,410	217,486	-25.37	603,536	521,164	-13.65
IRELAND	45,114	142,885	216.72	94,337	458,554	386.08
ITALY	1,705,238	1,754,858	2.91	4,114,423	4,486,970	9.05
SPAIN	1,278,290	1,312,745	2.70	3,150,809	3,464,804	9.97
PORTUGAL	141,837	115,398	-18.64	320,467	263,207	-17.87
ICELAND	1,625	1,667	2.58	2,239	1,712	-23.54
GREECE	642,881	301,693	-53.07	1,537,316	801,643	-47.85
HUNGARY	61,906	69,586	12.41	155,403	215,388	38.60
POLAND	180,273	285,736	58.50	481,792	786,038	63.15
ROMANIA	42,989	29,887	-30.48	85,405	114,531	34.10
BULGARIA	0	35,049	--	0	59,376	--
YUGOSLAVIA	17,417	7,968	-54.25	11,759	13,715	16.63
AZERBAIJAN	3,300	0	-100.00	10,876	0	-100.00
BELARUS	3,152	2,094	-33.57	6,741	7,460	10.67
KAZAKHSTAN	5,170	12,364	139.15	18,146	27,607	52.14
KYRGYZSTAN	3,879	0	-100.00	2,946	0	-100.00
UKRAINE	72,953	27,978	-61.65	201,632	78,390	-61.12
LITHUANIA	9,090	0	-100.00	28,113	0	-100.00
LATVIA	16,061	36,421	126.77	75,184	84,229	12.03
ESTONIA	2,905	9,667	232.77	14,277	18,653	30.65
GEORGIA	0	3,800	--	0	8,166	--
CROATIA	40,078	51,076	27.44	96,038	133,032	38.52
BOSNIA AND HERZEGOVINA	3,340	0	-100.00	12,228	0	-100.00
MALTA	0	2,639	--	0	5,002	--
SLOVAKIA	15,799	1,359	-91.40	102,396	10,800	-89.45
SLOVENIA	47,559	79,685	67.55	100,529	222,736	121.56
CZECH REPUBLIC	56,406	42,111	-25.34	102,227	72,656	-28.93
RUSSIA FEDERATION	134,801	155,833	15.60	462,582	571,223	23.49
-DARI BAHAN LAINNYA	131,534,763	137,654,500	4.65	272,877,129	290,041,425	6.29
JAPAN	14,011,258	15,846,271	13.10	23,134,979	26,363,837	13.96
HONG KONG	237,878	263,327	10.70	323,688	706,874	118.38
KOREA, REPUBLIC OF	1,846,496	2,378,214	28.80	3,162,885	4,649,657	47.01
TAIWAN	1,373,876	1,384,315	0.76	2,040,484	2,311,632	13.29
CHINA	1,297,611	897,695	-30.82	1,428,372	953,841	-33.22
THAILAND	148,878	96,589	-35.12	233,486	163,705	-29.89
SINGAPORE	4,040,283	3,015,083	-25.37	3,192,915	3,012,223	-5.66
PHILIPPINES	313,367	125,191	-60.05	162,714	114,710	-29.50
MALAYSIA	2,608,086	3,038,281	16.49	2,545,149	3,133,705	23.12
MYANMAR (FORM. BURMA)	8,628	0	-100.00	9,920	0	-100.00
CAMBODIA	6,278	5,967	-4.95	4,143	78,600	1,797.18
BRUNEI DARUSSALAM	32,061	33,414	4.22	18,433	25,766	39.78
VIET NAM	17,315	71,109	310.68	90,253	35,339	-60.84

TABEL 5. PERKEMBANGAN EKSPOR INDONESIA MENURUT KOMODITI DAN NEGARA TUJUAN

JENIS BARANG	BERAT BERSIH (KG)		PERUB	NILAI FOB (US \$)		PERUB
	JAN-FEB 2006	JAN-FEB 2007	%	JAN-FEB 2006	JAN-FEB 2007	%
	(1)	(2)	(3)	(4)	(5)	(6)
MALDIVES	421,230	139,468	-66.89	428,959	267,620	-37.61
INDIA	301,514	518,742	72.05	335,049	699,506	108.78
PAKISTAN	23,185	0	-100.00	32,500	0	-100.00
BANGLADESH	26,120	0	-100.00	18,207	0	-100.00
SRI LANKA	172,329	72,703	-57.81	338,233	96,219	-71.55
AFGHANISTAN	92,127	77,316	-16.08	72,258	62,530	-13.46
IRAQ	132,093	0	-100.00	98,324	0	-100.00
IRAN (ISLAMIC REPUBLIC OF)	97,653	31,104	-68.15	185,269	133,032	-28.20
SAUDI ARABIA	612,578	312,340	-49.01	439,439	307,610	-30.00
KUWAIT	552,211	205,202	-62.84	537,255	274,501	-48.91
JORDAN	104,173	102,516	-1.59	125,539	151,491	20.67
LEBANON	77,161	115,295	49.42	115,098	159,870	38.90
YEMEN	47,887	210,832	340.27	56,105	240,962	329.48
OMAN	154,778	11,646	-92.48	112,171	41,282	-63.20
SYRIA ARAB REPUBLIC	0	461	--	0	2,481	--
TURKEY	669,453	586,313	-12.42	1,734,704	1,461,116	-15.77
UNITED ARAB EMIRATES	5,546,387	8,921,614	60.85	3,986,694	6,112,298	53.32
QATAR	48,409	32,106	-33.68	158,031	67,649	-57.19
BAHRAIN	217,158	116,350	-46.42	248,985	175,645	-29.46
CYPRUS	161,791	107,110	-33.80	318,798	207,153	-35.02
EGYPT	130,000	228,426	75.71	171,810	234,867	36.70
LIBYAN ARAB JAMAHIRIYA	48,758	70,043	43.65	34,844	55,810	60.17
MOROCCO	320,915	212,493	-33.79	176,559	204,525	15.84
TUNISIA	11,613	11,883	2.32	33,455	64,462	92.68
ALGERIA	13,580	2,639	-80.57	20,510	6,630	-67.67
SUDAN	215,797	30,159	-86.02	221,448	25,304	-88.57
NAMIBIA	12,409	2,174	-82.48	9,382	6,520	-30.51
ETHIOPIA	21,357	129,601	506.83	22,273	113,559	409.85
TANZANIA, UNITED REPUBLIC OF	91,022	268,496	194.98	86,852	274,909	216.53
MADAGASCAR	3,489	70	-97.99	5,003	112	-97.76
KENYA	31,107	77,770	150.01	26,443	47,184	78.44
REUNION	205,682	312,115	51.75	351,274	499,293	42.14
MOZAMBIQUE	5,498	59,094	974.83	20,642	85,832	315.81
BOTSWANA	47,204	0	-100.00	51,531	0	-100.00
EQUATORIAL GUINEA	1,776	16,824	847.30	3,980	10,834	172.21
TOGO	3,499	0	-100.00	6,950	0	-100.00
GHANA	178	32,129	17,950.00	891	42,023	4,616.39
GUINEA	3,985	0	-100.00	26,190	0	-100.00
ANGOLA	76,545	73,108	-4.49	60,265	64,692	7.35
CONGO	26,640	32,818	23.19	20,750	22,308	7.51
CAMEROON	8,423	0	-100.00	22,600	0	-100.00
NIGERIA	318	10,469	3,192.14	800	10,738	1,242.25
GABON	29,339	19,918	-32.11	37,484	24,766	-33.93
COTE D'IVOIRE	0	3,120	--	0	3,236	--
SENEGAL	23	4,000	17,291.30	34	6,616	19,358.82
MAURITANIA	0	47,512	--	0	92,920	--
BENIN	48,838	21,902	-55.15	61,541	25,543	-58.49
U.S. VIRGIN ISLANDS	22,369	15,966	-28.62	70,777	33,373	-52.85
SEYCHELLES	16,786	39,992	138.25	29,839	53,625	79.71
UGANDA	21,206	13,079	-38.32	17,707	19,118	7.97
DJIBOUTI	91,121	71,350	-21.70	66,974	34,313	-48.77
SOUTH AFRICA	669,224	904,041	35.09	950,062	1,561,085	64.31
ZAMBIA	23,203	0	-100.00	10,086	0	-100.00
MAURITIUS	29,666	56,476	90.37	73,482	58,013	-21.05
RWANDA	40,080	54,880	36.93	42,274	54,878	29.82
VIRGIN ISLANDS (BRITISH)	0	4,348	--	0	11,416	--
AUSTRALIA	4,643,064	4,632,084	-0.24	7,461,068	7,491,704	0.41
NEW ZEALAND	512,731	331,717	-35.30	759,855	644,738	-15.15
GUAM	40,522	11,234	-72.28	103,743	16,293	-84.29
NEW CALEDONIA	155,991	140,796	-9.74	283,602	204,545	-27.88
NORTHERN MARIANA ISLANDS	75	0	-100.00	140	0	-100.00
SAINT VINCENT AND THE GRENADINES	6,814	2,743	-59.74	15,136	7,722	-48.98
VANUATU	5,869	6,244	6.39	6,278	4,874	-22.36
WALLIS AND FUTUNA ISLANDS	8,559	0	-100.00	5,521	0	-100.00
COOK ISLANDS	2,886	0	-100.00	9,877	0	-100.00
FIJI	39,934	32,963	-17.46	105,263	66,938	-36.41
MARSHALL ISLANDS	2,059	0	-100.00	2,440	0	-100.00
EAST TIMOR	22,062	14,380	-34.82	24,550	45,168	83.98
UNITED STATES	34,681,833	35,906,465	3.53	94,583,304	98,846,136	4.51
CANADA	2,395,405	1,645,563	-31.30	5,544,098	4,141,347	-25.30
MEXICO	202,946	285,350	40.60	498,775	540,371	8.34
GUATEMALA	6,552	9,945	51.79	6,372	29,537	363.54
PANAMA	68,514	168,829	146.42	179,532	298,948	66.52
CUBA	231	0	-100.00	204	0	-100.00
SURINAME	356	6,867	1,828.93	1,681	13,716	715.94
CHILE	26,814	15,174	-43.41	39,347	16,777	-57.36
VENEZUELA	26,321	27,985	6.32	51,908	113,571	118.79
ARGENTINA	73,032	69,896	-4.29	121,739	143,744	18.08

TABEL 5. PERKEMBANGAN EKSPOR INDONESIA MENURUT KOMODITI DAN NEGARA TUJUAN

JENIS BARANG	BERAT BERSIH (KG)		PERUB	NILAI FOB (US \$)		PERUB
	JAN-FEB 2006	JAN-FEB 2007	%	JAN-FEB 2006	JAN-FEB 2007	%
(1)	(2)	(3)	(4)	(5)	(6)	(7)
BRAZIL	37,525	79,504	111.87	73,536	157,264	113.86
COLOMBIA	26,052	27,212	4.45	37,281	43,590	16.92
BOLIVIA	0	17,146	--	0	46,784	--
ECUADOR	0	17,490	--	0	42,815	--
PERU	3,090	5,200	68.28	5,684	4,811	-15.36
TRINIDAD AND TOBAGO	4,746	4,076	-14.12	6,875	9,940	44.58
BAHAMAS	23,759	8,496	-64.24	27,617	46,235	67.41
JAMAICA	61,565	31,711	-48.49	63,564	35,570	-44.04
PUERTO RICO	152,117	176,838	16.25	331,224	344,531	4.02
BELIZE	257	0	-100.00	1,513	0	-100.00
DOMINICAN REPUBLIC	142,299	142,401	0.07	198,464	258,738	30.37
EL SALVADOR	5,374	0	-100.00	29,264	0	-100.00
COSTA RICA	45,151	44,578	-1.27	54,489	72,356	32.79
BARBADOS	30,781	8,798	-71.42	36,153	20,192	-44.15
ANTIGUA AND BARBUDA	12,335	13,264	7.53	30,015	9,741	-67.55
ARUBA	18,807	31,655	68.31	36,623	58,206	58.93
BERMUDA	4,057	103	-97.46	13,708	927	-93.24
CAYMAN ISLANDS	18,545	28,865	55.65	31,057	68,606	120.90
DOMINICA	0	10,545	--	0	17,453	--
FALKLAND ISLANDS (MALVINAS)	8,048	0	-100.00	26,330	0	-100.00
FRENCH GUIANA	20,514	17,524	-14.58	49,490	29,839	-39.71
FRENCH POLYNESIA	218,234	186,149	-14.70	304,641	257,929	-15.33
GRENADA	0	12,709	--	0	13,148	--
MARTINIQUE	25,349	59,485	134.66	63,426	129,857	104.74
NETHERLANDS ANTILLES	65,089	19,806	-69.57	105,082	43,921	-58.20
NORFOLK ISLANDS	14,435	33	-99.77	20,018	186	-99.07
SAINT LUCIA	0	5,278	--	0	21,921	--
TURKS AND CAICOS ISLANDS	9,727	5,229	-46.24	3,275	15,402	370.29
GUADELOUPE	18,219	23,246	27.59	33,800	56,097	65.97
UNITED KINGDOM	9,201,675	10,905,728	18.52	15,455,391	16,343,160	5.74
NETHERLANDS	8,135,224	7,236,119	-11.05	18,129,214	19,918,006	9.87
FRANCE	6,824,073	6,786,621	-0.55	18,467,908	18,763,933	1.60
GERMANY, FED. REP. OF	5,856,704	5,494,629	-6.18	13,364,596	12,120,638	-9.31
AUSTRIA	152,503	169,877	11.39	394,871	525,227	33.01
BELGIUM	4,143,983	5,013,003	20.97	11,205,054	14,584,817	30.16
SWITZERLAND	142,980	117,744	-17.65	559,422	381,748	-31.76
LUXEMBOURG	740	6,428	768.65	8,066	19,162	137.57
DENMARK	1,469,027	1,260,998	-14.16	4,227,232	4,033,022	-4.59
NORWAY	221,345	791,693	257.67	582,420	1,950,977	234.98
SWEDEN	1,017,763	1,181,710	16.11	2,611,513	3,019,410	15.62
FINLAND	459,570	487,957	6.18	995,542	1,507,529	51.43
IRELAND	765,964	1,041,785	36.01	1,717,699	2,033,073	18.36
ITALY	4,827,113	4,144,971	-14.13	10,578,811	9,746,668	-7.87
SPAIN	4,944,702	4,725,948	-4.42	11,137,542	9,617,752	-13.65
PORTUGAL	233,337	370,127	58.62	474,832	778,776	64.01
ICELAND	12,848	0	-100.00	41,627	0	-100.00
GREECE	608,042	1,028,436	69.14	1,334,028	2,246,043	68.37
CZECHOSLOVAKIA	23,064	37,872	64.20	28,635	26,494	-7.48
HUNGARY	158,464	26,629	-83.20	190,109	57,080	-69.98
POLAND	144,988	210,177	44.96	287,702	457,711	59.09
ROMANIA	33,252	31,097	-6.48	33,688	67,891	101.53
BULGARIA	10,088	38,699	283.61	11,818	71,921	508.57
YUGOSLAVIA	30,513	0	-100.00	95,903	0	-100.00
BELARUS	399	0	-100.00	386	0	-100.00
UKRAINE	46,425	118,099	154.39	104,212	261,892	151.31
LITHUANIA	2,622	4,946	88.63	6,258	21,340	241.00
LATVIA	55,713	51,295	-7.93	81,981	96,320	17.49
ESTONIA	75,691	54,408	-28.12	140,329	141,914	1.13
GEORGIA	14,467	743	-94.86	22,838	8,017	-64.90
CROATIA	101,051	171,361	69.58	225,039	340,386	51.26
MALTA	24,414	15,506	-36.49	58,046	35,783	-38.35
SLOVAKIA	8,371	31,723	278.96	3,129	45,385	1,350.46
SLOVENIA	84,122	91,171	8.38	201,847	133,563	-33.83
CZECH REPUBLIC	96,350	84,832	-11.95	201,584	301,902	49.76
RUSSIA FEDERATION	46,629	93,123	99.71	86,544	192,339	122.24
-AN ORGANIK	305,337,382	304,800,591	-0.18	97,155,874	82,190,032	-15.40
JAPAN	50,947,355	18,010,353	-64.65	18,227,805	5,914,035	-67.55
HONG KONG	201,000	31,221	-84.47	23,630	13,937	-41.02
KOREA, DEMOCRATIC PEOPLE'S REPL	15,024,261	0	-100.00	4,845,624	0	-100.00
KOREA, REPUBLIC OF	47,771,705	60,054,990	25.71	12,185,843	16,973,664	39.29
TAIWAN	92,324,797	87,184,334	-5.57	26,768,219	23,420,345	-12.51
CHINA	11,667,935	1,983,160	-83.00	5,477,416	1,609,795	-70.61
PAPUA NEW GUINEA	17,650	48,000	171.95	5,357	9,205	71.83
THAILAND	19,513,944	19,797,093	1.45	7,395,825	5,045,405	-31.78
SINGAPORE	7,947,708	4,336,559	-45.44	3,245,429	2,002,710	-38.29
PHILIPPINES	6,402,139	14,332,339	123.87	1,497,924	3,682,032	145.81
MALAYSIA	15,920,455	13,510,305	-15.14	5,190,430	2,942,101	-43.32

TABEL 5. PERKEMBANGAN EKSPOR INDONESIA MENURUT KOMODITI DAN NEGARA TUJUAN

JENIS BARANG	BERAT BERSIH (KG)		PERUB	NILAI FOB (US \$)		PERUB
	JAN-FEB 2006	JAN-FEB 2007	%	JAN-FEB 2006	JAN-FEB 2007	%
(1)	(2)	(3)	(4)	(5)	(6)	(7)
MYANMAR (FORM. BURMA)	240,306	120,000	-50.06	87,481	50,993	-41.71
BRUNEI DARUSSALAM	138,000	1,820,000	1,218.84	19,439	224,310	1,053.92
VIET NAM	11,357,151	6,379,299	-43.83	4,280,118	2,040,502	-52.33
INDIA	3,342,826	55,362,280	1,556.15	1,142,009	12,335,289	980.14
PAKISTAN	142,960	685,095	379.22	65,004	199,079	206.26
BANGLADESH	2,099,620	739,916	-64.76	277,900	143,825	-48.25
SRI LANKA	694,450	899,392	29.51	187,205	238,471	27.38
SAUDI ARABIA	258,399	153,719	-40.51	190,470	114,793	-39.73
OMAN	0	6	--	0	1,400	--
TURKEY	22,000	0	-100.00	7,172	0	-100.00
TANZANIA, UNITED REPUBLIC OF	0	1,000,000	--	0	97,030	--
MADAGASCAR	25,000	135,000	440.00	2,250	18,041	701.82
KENYA	0	304,000	--	0	47,250	--
GUINEA	44,000	72,000	63.64	6,424	31,680	393.15
NIGERIA	17,000	10,840	-36.24	38,868	28,314	-27.15
SOUTH AFRICA	485,370	291,891	-39.86	159,853	126,536	-20.84
MAURITIUS	668,600	499,000	-25.37	62,767	55,485	-11.60
AUSTRALIA	16,620,925	14,839,492	-10.72	5,039,507	3,693,389	-26.71
NEW ZEALAND	242,323	8,463	-96.51	173,401	26,867	-84.51
EAST TIMOR	224	0	-100.00	18	0	-100.00
UNITED STATES	294,988	794,649	169.38	243,135	296,494	21.95
CANADA	0	75,000	--	0	54,750	--
MEXICO	0	40,000	--	0	13,000	--
UNITED KINGDOM	41,001	124,000	202.43	12,557	41,316	229.03
NETHERLANDS	200	44,100	21,950.00	250	15,786	6,214.40
FRANCE	87,055	319,000	266.44	30,434	138,060	353.64
GERMANY, FED. REP. OF	120,002	164,026	36.69	40,808	60,324	47.82
AUSTRIA	0	1,000	--	0	500	--
BELGIUM	167,024	132,000	-20.97	55,868	44,088	-21.09
DENMARK	60,000	0	-100.00	21,600	0	-100.00
SWEDEN	4,509	28,263	526.81	8,779	22,617	157.63
FINLAND	40,000	100,500	151.25	16,000	39,338	145.86
ITALY	300,500	265,306	-11.71	94,921	337,930	256.01
SPAIN	62,000	44,000	-29.03	20,962	15,686	-25.17
PORTUGAL	22,000	0	-100.00	7,172	0	-100.00
CZECHOSLOVAKIA	0	40,000	--	0	16,990	--
LITHUANIA	0	20,000	--	0	6,670	--
-ORGANIK	314,788,824	502,975,906	59.78	228,076,825	427,101,968	87.26
JAPAN	26,341,364	76,784,990	191.50	15,299,799	36,247,302	136.91
HONG KONG	854,847	4,098,147	379.40	3,397,236	6,762,616	99.06
KOREA, REPUBLIC OF	19,604,899	29,178,381	48.83	9,753,752	22,777,141	133.52
TAIWAN	3,186,440	39,363,066	1,135.33	3,900,486	37,502,445	861.48
CHINA	107,670,953	107,205,779	-0.43	82,185,703	101,282,729	23.24
THAILAND	23,947,653	75,185,466	213.96	11,333,055	72,162,115	536.74
SINGAPORE	3,820,785	27,468,667	618.93	3,961,017	23,443,438	491.85
PHILIPPINES	4,988,044	6,753,162	35.39	2,801,849	4,368,479	55.91
MALAYSIA	55,993,571	47,390,760	-15.36	22,375,211	27,381,294	22.37
MYANMAR (FORM. BURMA)	78,199	167,398	114.07	74,938	196,973	162.85
CAMBODIA	252,019	579,033	129.76	303,625	722,173	137.85
BRUNEI DARUSSALAM	0	728	--	0	927	--
LAO PEOPLE'S DEMOCRATIC REPUBLI	0	690	--	0	495	--
NEPAL	123,761	0	-100.00	118,097	0	-100.00
VIET NAM	3,025,776	11,990,320	296.27	2,342,746	14,092,569	501.54
INDIA	7,190,449	10,845,169	50.83	6,461,831	7,398,876	14.50
PAKISTAN	854,040	2,054,124	140.52	997,259	2,635,401	164.26
BANGLADESH	225,332	411,541	82.64	188,672	395,663	109.71
SRI LANKA	84,695	498,272	488.31	77,288	489,701	533.61
AFGHANISTAN	39,085	0	-100.00	88,065	0	-100.00
IRAN (ISLAMIC REPUBLIC OF)	775,799	535,000	-31.04	709,562	676,887	-4.60
SAUDI ARABIA	97,668	498,822	410.73	169,885	722,085	325.04
KUWAIT	7,048	27,766	293.96	37,930	80,009	110.94
JORDAN	173,165	216,836	25.22	148,120	173,107	16.87
OMAN	0	1,933	--	0	19,000	--
SYRIA ARAB REPUBLIC	0	33,749	--	0	29,557	--
TURKEY	339,891	7,557,545	2,123.52	303,519	6,687,124	2,103.20
UNITED ARAB EMIRATES	584,940	190,260	-67.47	496,217	222,397	-55.18
EGYPT	678,224	243,800	-64.05	526,560	223,576	-57.54
MOROCCO	186,400	40,000	-78.54	136,162	53,000	-61.08
TUNISIA	20,000	0	-100.00	12,900	0	-100.00
ALGERIA	18,750	18,750	0.00	32,714	36,413	11.31
SUDAN	1,917	104,500	5,351.23	19,800	60,578	205.95
TANZANIA, UNITED REPUBLIC OF	0	87,200	--	0	44,496	--
KENYA	15,000	127,156	747.71	17,100	79,435	364.53
MOZAMBIQUE	40,000	0	-100.00	26,000	0	-100.00
GHANA	86,400	99,450	15.10	28,512	75,051	163.23
GUINEA	0	1	--	0	10	--
CAMEROON	21,600	21,600	0.00	7,236	10,212	41.13

TABEL 5. PERKEMBANGAN EKSPOR INDONESIA MENURUT KOMODITI DAN NEGARA TUJUAN

JENIS BARANG	BERAT BERSIH (KG)		PERUB	NILAI FOB (US \$)		PERUB
	JAN-FEB 2006	JAN-FEB 2007	%	JAN-FEB 2006	JAN-FEB 2007	%
(1)	(2)	(3)	(4)	(5)	(6)	(7)
NIGERIA	786,045	1,948,533	147.89	781,658	1,081,366	38.34
SIERRA LEONE	229,156	53,071	-76.84	248,137	65,278	-73.69
COTE D'IVOIRE	21,600	104,800	385.19	7,527	51,616	585.74
BENIN	0	9,090	--	0	17,675	--
DJIBOUTI	20,000	0	-100.00	13,200	0	-100.00
SAINT HELENA	63,000	0	-100.00	52,486	0	-100.00
SWAZILAND	0	250	--	0	17,290	--
SOUTH AFRICA	568,994	704,206	23.76	513,488	611,318	19.05
ZAMBIA	0	100,000	--	0	57,500	--
MALAWI	40,000	20,000	-50.00	24,400	11,400	-53.28
MAURITIUS	34,150	33,673	-1.40	40,349	43,092	6.80
AUSTRALIA	3,628,689	3,012,453	-16.98	3,502,591	3,132,424	-10.57
NEW ZEALAND	222,570	616,549	177.01	189,712	663,055	249.51
NEW CALEDONIA	0	1,149	--	0	1,370	--
FIJI	4,281	244	-94.30	4,725	2,436	-48.44
SOLOMON ISLANDS	310	0	-100.00	5,502	0	-100.00
TOKELAU	100,000	0	-100.00	102,100	0	-100.00
EAST TIMOR	57,268	38,422	-32.91	71,216	69,588	-2.29
UNITED STATES	9,173,637	7,940,473	-13.44	9,609,315	8,234,579	-14.31
CANADA	602,258	462,823	-23.15	565,988	556,701	-1.64
MEXICO	329,048	275,372	-16.31	363,650	570,953	57.01
GUATEMALA	0	35,000	--	0	49,360	--
CHILE	124,026	512,900	313.54	113,005	478,034	323.02
VENEZUELA	0	157,499	--	0	211,776	--
ARGENTINA	427,489	589,750	37.96	378,614	635,785	67.92
BRAZIL	1,125,337	1,500,366	33.33	844,848	1,318,259	56.04
COLOMBIA	267,200	376,000	40.72	273,702	556,109	103.18
URUGUAY	700	17,500	2,400.00	179,550	22,678	-87.37
PARAGUAY	0	40,000	--	0	23,037	--
ECUADOR	40,000	0	-100.00	44,700	0	-100.00
PERU	66,700	155,200	132.68	136,224	223,392	63.99
PUERTO RICO	5,000	500	-90.00	342,365	26,340	-92.31
DOMINICAN REPUBLIC	60,199	52,500	-12.79	40,152	65,208	62.40
EL SALVADOR	19,500	0	-100.00	5,265	0	-100.00
COSTA RICA	0	17,500	--	0	24,630	--
UNITED KINGDOM	2,427,137	1,543,657	-36.40	1,827,895	1,767,825	-3.29
NETHERLANDS	4,673,423	9,198,319	96.82	5,221,897	9,185,991	75.91
FRANCE	445,327	748,450	68.07	793,549	1,016,812	28.13
GERMANY, FED. REP. OF	4,184,037	3,512,947	-16.04	5,062,287	5,238,935	3.49
AUSTRIA	550	0	-100.00	40,753	0	-100.00
BELGIUM	10,456,193	9,076,040	-13.20	15,225,753	12,079,860	-20.66
SWITZERLAND	44,085	6,340	-85.62	45,893	55,522	20.98
DENMARK	51,000	40,000	-21.57	29,436	76,314	159.25
NORWAY	64,240	42,661	-33.59	41,029	59,169	44.21
SWEDEN	336,000	380,000	13.10	490,417	494,932	0.92
FINLAND	443,000	68,000	-84.65	553,926	100,065	-81.94
IRELAND	65,429	4,000	-93.89	78,124	217,020	177.79
ITALY	7,071,573	4,878,543	-31.01	6,268,154	4,641,105	-25.96
SPAIN	2,388,708	1,327,157	-44.44	2,938,647	2,192,298	-25.40
PORTUGAL	211,815	152,500	-28.00	203,999	167,419	-17.93
GREECE	51,000	52,500	2.94	77,288	65,827	-14.83
CZECHOSLOVAKIA	20,000	14,400	-28.00	11,700	23,184	98.15
HUNGARY	42,312	56,448	33.41	89,550	129,266	44.35
POLAND	0	707,000	--	0	859,447	--
ROMANIA	0	35,000	--	0	49,245	--
BULGARIA	121,325	98,200	-19.06	78,795	79,338	0.69
UKRAINE	27,000	140,000	418.52	40,786	189,980	365.80
LITHUANIA	34,000	136,000	300.00	45,244	208,477	360.78
LATVIA	0	35,000	--	0	47,341	--
SLOVENIA	60,000	187,498	212.50	54,900	231,475	321.63
CZECH REPUBLIC	102,000	143,000	40.20	110,121	210,514	91.17
RUSSIA FEDERATION	2,122,799	1,836,362	-13.49	1,959,367	1,839,084	-6.14
-LAINNYA	85,733,255	287,903,400	235.81	29,267,227	124,211,264	324.40
JAPAN	3,150,377	28,198,396	795.08	1,671,274	14,291,304	755.11
HONG KONG	0	132,640	--	0	226,005	--
KOREA, REPUBLIC OF	24,197,632	50,033,840	106.77	13,119,078	27,570,214	110.15
TAIWAN	2,023,309	48,826,026	2,313.18	1,523,016	23,855,470	1,466.33
CHINA	9,356,596	19,189,146	105.09	3,148,110	9,320,778	196.08
THAILAND	68,885	4,204,005	6,002.93	78,089	2,691,419	3,346.60
SINGAPORE	46,823,674	136,431,828	191.37	9,610,032	45,345,127	371.85
PHILIPPINES	1,444	153,594	10,536.70	3,929	166,735	4,143.70
MALAYSIA	18,438	26,947	46.15	27,700	14,327	-48.28
MYANMAR (FORM. BURMA)	86,485	619,662	616.50	74,150	609,403	721.85
CAMBODIA	0	48	--	0	693	--
VIET NAM	50	33,419	66,738.00	5	48,307	966,040.00
INDIA	0	1,246	--	0	3,095	--
BANGLADESH	0	32,000	--	0	37,400	--

TABEL 5. PERKEMBANGAN EKSPOR INDONESIA MENURUT KOMODITI DAN NEGARA TUJUAN

JENIS BARANG	BERAT BERSIH (KG)		PERUB	NILAI FOB (US \$)		PERUB
	JAN-FEB 2006	JAN-FEB 2007	%	JAN-FEB 2006	JAN-FEB 2007	%
(1)	(2)	(3)	(4)	(5)	(6)	(7)
SRI LANKA	3,206	4,548	41.86	6,878	9,791	42.35
UNITED ARAB EMIRATES	0	351	--	0	2,447	--
NEW ZEALAND	0	15,704	--	0	18,749	--
UNITED STATES	3,155	0	-100.00	4,958	0	-100.00
GERMANY, FED. REP. OF	4	0	-100.00	8	0	-100.00
PUPUK	47,794,413	6,579,904	-86.23	11,232,896	986,180	-91.22
JAPAN	4,794,749	5,045,457	5.23	655,901	617,344	-5.88
KOREA, REPUBLIC OF	38,000	126,381	232.58	3,720	21,335	473.52
TAIWAN	102,864	139,097	35.22	17,411	19,724	13.28
CHINA	20,000	0	-100.00	3,500	0	-100.00
THAILAND	6,182,188	0	-100.00	1,475,936	0	-100.00
SINGAPORE	69,531	88,253	26.93	11,388	9,399	-17.47
PHILIPPINES	5,405,810	220,000	-95.93	1,268,676	30,060	-97.63
MALAYSIA	8,838,118	90,001	-98.98	2,113,059	9,259	-99.56
LAO PEOPLE'S DEMOCRATIC REPUBLI	0	516	--	0	370	--
VIET NAM	21,847,748	0	-100.00	5,338,473	0	-100.00
MALDIVES	0	176	--	0	232	--
INDIA	1,000	0	-100.00	3,000	0	-100.00
KENYA	72,000	129,023	79.20	18,360	30,600	66.67
AUSTRALIA	192,200	459,000	138.81	30,435	99,957	228.43
NEW ZEALAND	44,000	0	-100.00	5,060	0	-100.00
UNITED STATES	19,999	22,000	10.01	3,100	7,700	148.39
NETHERLANDS	949	0	-100.00	2,450	0	-100.00
GERMANY, FED. REP. OF	950	0	-100.00	2,655	0	-100.00
AUSTRIA	72,000	0	-100.00	9,360	0	-100.00
BELGIUM	5,000	0	-100.00	95,400	0	-100.00
SWITZERLAND	52	0	-100.00	1,930	0	-100.00
IRELAND	0	220,000	--	0	33,000	--
ITALY	11,795	0	-100.00	67,482	0	-100.00
SPAIN	75,460	40,000	-46.99	105,600	107,200	1.52
PRODUK PHARMASI	1,525,239	1,592,423	4.40	20,279,599	23,052,487	13.67
JAPAN	24,221	16,736	-30.90	1,489,960	819,899	-44.97
HONG KONG	12,325	12,244	-0.66	320,583	326,974	1.99
KOREA, REPUBLIC OF	11,064	15,199	37.37	7,771,060	2,755,913	-64.54
TAIWAN	74,139	838	-98.87	61,249	103,147	68.41
CHINA	8,965	6,805	-24.09	84,026	1,006,979	1,098.41
MONGOLIA	7,555	5,217	-30.95	28,902	67,592	133.87
MACAU	24	0	-100.00	5,500	0	-100.00
PAPUA NEW GUINEA	5,546	353	-93.64	93,860	516	-99.45
THAILAND	68,763	91,014	32.36	2,598,381	2,852,009	9.76
SINGAPORE	48,824	54,599	11.83	935,836	659,822	-29.49
PHILIPPINES	93,763	149,350	59.28	1,347,762	1,835,867	36.22
MALAYSIA	126,379	172,969	36.87	440,898	315,146	-28.52
MYANMAR (FORM. BURMA)	49,777	44,356	-10.89	394,341	375,067	-4.89
CAMBODIA	8,926	10,975	22.96	122,653	335,007	173.13
BRUNEI DARUSSALAM	2,104	2,030	-3.52	10,880	10,271	-5.60
NEPAL	0	1,041	--	0	142,811	--
VIET NAM	36,803	31,186	-15.26	683,006	1,125,412	64.77
INDIA	1,596	2,687	68.36	1,359,433	4,657,241	242.59
PAKISTAN	27,145	47,004	73.16	24,760	148,927	501.48
BANGLADESH	0	3,852	--	0	194,771	--
SRI LANKA	792,295	649,814	-17.98	721,176	1,259,412	74.63
AFGHANISTAN	0	5,975	--	0	176,693	--
SAUDI ARABIA	3,925	0	-100.00	4,500	0	-100.00
LEBANON	0	801	--	0	22,135	--
UNITED ARAB EMIRATES	1,054	1,196	13.47	19,832	10,875	-45.16
LIBYAN ARAB JAMAHIRIYA	0	147	--	0	22,800	--
MOROCCO	0	1,480	--	0	149,680	--
ALGERIA	1,622	0	-100.00	366,050	0	-100.00
SUDAN	994	1	-99.90	53,357	9	-99.98
LESOTHO	174	0	-100.00	9,319	0	-100.00
ETHIOPIA	939	0	-100.00	50,351	0	-100.00
TOGO	0	18,386	--	0	207,659	--
GHANA	0	20,304	--	0	229,887	--
GUINEA	7,884	0	-100.00	707,106	0	-100.00
NIGERIA	7,979	126,308	1,483.01	112,655	1,120,387	894.53
GABON	0	6,089	--	0	69,850	--
COTE D'IVOIRE	0	14,280	--	0	159,612	--
BENIN	0	6,195	--	0	33,126	--
SOUTH AFRICA	1,640	3,804	131.95	19,988	190,340	852.27
MAURITIUS	0	300	--	0	473	--
AUSTRALIA	3,205	8,122	153.42	43,675	945,694	2,065.30
NEW ZEALAND	68	0	-100.00	86	0	-100.00
EAST TIMOR	337	0	-100.00	20,035	0	-100.00
UNITED STATES	83,764	41,012	-51.04	49,585	60,089	21.18
MEXICO	29	0	-100.00	100,000	0	-100.00

TABEL 5. PERKEMBANGAN EKSPOR INDONESIA MENURUT KOMODITI DAN NEGARA TUJUAN

JENIS BARANG	BERAT BERSIH (KG)		PERUB	NILAI FOB (US \$)		PERUB
	JAN-FEB 2006	JAN-FEB 2007	%	JAN-FEB 2006	JAN-FEB 2007	%
(1)	(2)	(3)	(4)	(5)	(6)	(7)
SURINAME	0	2,406	--	0	21,485	--
VENEZUELA	344	0	-100.00	26,825	0	-100.00
URUGUAY	0	500	--	0	128,250	--
ECUADOR	8,346	7,284	-12.72	109,984	93,514	-14.97
PERU	30	0	-100.00	2,270	0	-100.00
NETHERLANDS ANTILLES	199	0	-100.00	13,676	0	-100.00
UNITED KINGDOM	1	4,287	428,600.00	151	157,078	103,925.17
NETHERLANDS	1	3,325	332,400.00	121	198,338	163,815.70
FRANCE	458	520	13.54	14,564	30,249	107.70
GERMANY, FED. REP. OF	1,105	533	-51.76	28,780	1,318	-95.42
BELGIUM	574	445	-22.47	6,259	4,736	-24.33
NORWAY	159	70	-55.97	10,038	3,897	-61.18
FINLAND	1	0	-100.00	10	0	-100.00
SPAIN	0	17	--	0	10	--
UZBEKISTAN	20	367	1,735.00	5,890	21,520	265.37
CROATIA	13	0	-100.00	26	0	-100.00
RUSSIA FEDERATION	160	0	-100.00	10,200	0	-100.00
KULIT DAN BARANG DARI KULIT	2,744,923	1,699,425	-38.09	24,026,350	31,670,622	31.82
JAPAN	33,007	24,740	-25.05	693,225	841,290	21.36
HONG KONG	212,435	265,021	24.75	2,524,689	4,545,530	80.04
KOREA, REPUBLIC OF	59,437	69,953	17.69	259,618	352,252	35.68
TAIWAN	72,939	59,283	-18.72	509,304	990,931	94.57
CHINA	253,541	184,092	-27.39	2,403,861	4,002,792	66.52
THAILAND	79,000	83,217	5.34	775,508	1,752,499	125.98
SINGAPORE	124,436	85,017	-31.68	2,405,086	2,365,986	-1.63
PHILIPPINES	3,685	4,832	31.13	12,103	46,969	288.08
MALAYSIA	198,458	229,701	15.74	2,939,271	3,693,735	25.67
CAMBODIA	3,618	3,075	-15.01	85,502	71,162	-16.77
BRUNEI DARUSSALAM	0	237	--	0	66	--
VIET NAM	76,303	45,685	-40.13	937,342	1,078,627	15.07
MALDIVES	28	778	2,678.57	898	693	-22.83
INDIA	222,482	130,415	-41.38	1,927,731	2,835,453	47.09
PAKISTAN	25,708	0	-100.00	31,012	0	-100.00
BANGLADESH	0	13,152	--	0	260,394	--
SRI LANKA	691	578	-16.35	23,207	19,691	-15.15
IRAN (ISLAMIC REPUBLIC OF)	0	9,033	--	0	28,957	--
SAUDI ARABIA	0	7	--	0	83	--
KUWAIT	2,400	0	-100.00	6,564	0	-100.00
LEBANON	0	9	--	0	96	--
TURKEY	12,047	1,837	-84.75	9,672	8,188	-15.34
UNITED ARAB EMIRATES	402	3,501	770.90	359	42,564	11,756.27
TANZANIA, UNITED REPUBLIC OF	20	0	-100.00	63	0	-100.00
REUNION	7	0	-100.00	142	0	-100.00
UGANDA	20	0	-100.00	418	0	-100.00
SOUTH AFRICA	38	258	578.95	590	1,193	102.20
MAURITIUS	57	0	-100.00	333	0	-100.00
AUSTRALIA	4,718	2,461	-47.84	87,162	54,180	-37.84
NEW ZEALAND	1,091	216	-80.20	19,859	7,857	-60.44
GUAM	8	10	25.00	26	250	861.54
NEW CALEDONIA	438	32	-92.69	3,896	177	-95.46
COOK ISLANDS	0	25	--	0	298	--
FIJI	429	125	-70.86	1,551	516	-66.73
EAST TIMOR	19	0	-100.00	11	0	-100.00
UNITED STATES	68,803	116,139	68.80	2,090,904	3,809,579	82.20
CANADA	6,437	2,111	-67.21	178,226	62,086	-65.16
MEXICO	1,134	2,279	100.97	32,718	58,128	77.66
VENEZUELA	33	0	-100.00	745	0	-100.00
BRAZIL	16,905	3,737	-77.89	115,925	13,779	-88.11
BAHAMAS	258	0	-100.00	186	0	-100.00
JAMAICA	0	227	--	0	538	--
PUERTO RICO	346	19	-94.51	5,267	416	-92.10
DOMINICAN REPUBLIC	18	0	-100.00	234	0	-100.00
COSTA RICA	38	0	-100.00	375	0	-100.00
BERMUDA	226	0	-100.00	1,579	0	-100.00
FRENCH POLYNESIA	149	520	248.99	1,498	1,604	7.08
MARTINIQUE	6	12	100.00	93	258	177.42
NETHERLANDS ANTILLES	281	6	-97.86	3,465	526	-84.82
UNITED KINGDOM	26,444	3,401	-87.14	268,151	117,293	-56.26
NETHERLANDS	125,623	38,196	-69.59	609,343	303,852	-50.13
FRANCE	16,229	5,669	-65.07	220,450	29,219	-86.75
GERMANY, FED. REP. OF	27,051	33,365	23.34	775,387	641,286	-17.29
AUSTRIA	15	0	-100.00	67	0	-100.00
BELGIUM	1,928	479	-75.16	25,318	1,360	-94.63
SWITZERLAND	103	3,371	3,172.82	7,545	30,421	303.19
DENMARK	359	600	67.13	8,611	1,986	-76.94
NORWAY	747,627	2	-100.00	1,543,416	131	-99.99
SWEDEN	23,999	1,433	-94.03	88,663	24,305	-72.59

TABEL 5. PERKEMBANGAN EKSPOR INDONESIA MENURUT KOMODITI DAN NEGARA TUJUAN

JENIS BARANG	BERAT BERSIH (KG)		PERUB	NILAI FOB (US \$)		PERUB
	JAN-FEB 2006	JAN-FEB 2007	%	JAN-FEB 2006	JAN-FEB 2007	%
(1)	(2)	(3)	(4)	(5)	(6)	(7)
FINLAND	17	14	-17.65	118	41	-65.25
ITALY	96,315	91,104	-5.41	1,110,521	1,949,781	75.57
SPAIN	189,032	172,149	-8.93	1,235,638	1,584,283	28.22
PORTUGAL	551	1,554	182.03	7,020	16,351	132.92
ICELAND	5,130	0	-100.00	16,552	0	-100.00
GREECE	1,270	5,439	328.27	3,954	12,997	228.71
HUNGARY	209	26	-87.56	2,306	39	-98.31
POLAND	0	190	--	0	7,244	--
BULGARIA	178	0	-100.00	9,974	0	-100.00
CROATIA	747	0	-100.00	3,098	0	-100.00
SLOVAKIA	0	93	--	0	690	--
KACA DAN BARANG DARI KACA	116,654,924	121,629,275	4.26	59,093,155	75,530,593	27.82
JAPAN	13,970,865	20,499,358	46.73	9,340,846	15,654,990	67.60
HONG KONG	728,951	427,817	-41.31	296,653	658,133	121.85
KOREA, REPUBLIC OF	6,365,242	3,737,635	-41.28	2,608,370	1,561,398	-40.14
TAIWAN	2,632,298	2,392,513	-9.11	910,883	961,999	5.61
CHINA	4,265,622	4,796,929	12.46	2,941,140	3,246,017	10.37
PAPUA NEW GUINEA	389,017	62,694	-83.88	223,403	33,592	-84.96
THAILAND	8,894,659	4,798,650	-46.05	2,926,210	2,232,576	-23.70
SINGAPORE	5,085,706	1,492,561	-70.65	4,976,577	1,183,715	-76.21
PHILIPPINES	4,859,069	4,721,342	-2.83	1,801,188	2,307,113	28.09
MALAYSIA	12,199,155	9,790,231	-19.75	5,402,370	3,343,985	-38.10
MYANMAR (FORM. BURMA)	674,350	3,263,007	383.87	161,578	929,880	475.50
CAMBODIA	100,800	108,502	7.64	33,600	42,673	27.00
BRUNEI DARUSSALAM	154,912	92,674	-40.18	55,545	46,733	-15.86
VIET NAM	1,137,479	1,768,696	55.49	874,765	1,181,054	35.01
MALDIVES	76,260	4,243	-94.44	48,226	16,879	-65.00
INDIA	8,013,153	6,653,386	-16.97	3,165,559	2,609,130	-17.58
PAKISTAN	1,796,676	1,667,628	-7.18	1,106,069	1,102,213	-0.35
BANGLADESH	815,776	1,453,020	78.12	251,019	457,466	82.24
SRI LANKA	496,025	388,733	-21.63	208,595	202,904	-2.73
AFGHANISTAN	260,246	221,790	-14.78	198,841	160,791	-19.14
IRAQ	11,714	0	-100.00	12,342	0	-100.00
IRAN (ISLAMIC REPUBLIC OF)	507,402	187,619	-63.02	340,934	198,027	-41.92
SAUDI ARABIA	500,448	1,294,458	158.66	283,826	698,004	145.93
KUWAIT	291,571	226,127	-22.45	115,188	88,871	-22.85
JORDAN	153,848	174,996	13.75	77,027	150,383	95.23
LEBANON	13,997	195,048	1,293.50	7,420	99,636	1,242.80
YEMEN	186,712	172,680	-7.52	84,315	77,480	-8.11
OMAN	7,102	20,430	187.67	5,220	10,949	109.75
SYRIA ARAB REPUBLIC	81,562	345,226	323.27	167,646	369,748	120.55
TURKEY	2,579,173	2,312,910	-10.32	1,074,894	1,067,307	-0.71
UNITED ARAB EMIRATES	1,542,568	2,168,917	40.60	800,078	1,113,040	39.12
QATAR	101,860	20,905	-79.48	50,750	15,819	-68.83
BAHRAIN	0	19,395	--	0	5,466	--
CYPRUS	9,598	41,070	327.90	3,595	14,853	313.16
EGYPT	2,582,588	798,502	-69.08	1,113,344	367,338	-67.01
LIBYAN ARAB JAMAHIRIYA	34,032	69,674	104.73	18,653	29,911	60.35
MOROCCO	188,603	382,032	102.56	91,700	141,907	54.75
TUNISIA	29,558	357,018	1,107.86	14,549	227,846	1,466.06
ALGERIA	244,524	484,440	98.12	114,249	299,957	162.55
SUDAN	922,386	229,979	-75.07	297,970	118,888	-60.10
ETHIOPIA	0	112,341	--	0	56,902	--
TANZANIA, UNITED REPUBLIC OF	220	39,198	17,717.27	843	7,169	750.42
MADAGASCAR	126,091	80,415	-36.22	51,625	18,260	-64.63
KENYA	635,406	1,127,451	77.44	126,459	268,170	112.06
REUNION	115,088	150,141	30.46	43,584	68,239	56.57
MOZAMBIQUE	220,782	1,418,422	542.45	53,191	305,094	473.58
TOGO	49,226	0	-100.00	19,344	0	-100.00
GHANA	177,665	54,012	-69.60	72,262	18,771	-74.02
GUINEA	20,414	0	-100.00	32,053	0	-100.00
ANGOLA	386,122	251,174	-34.95	109,275	59,460	-45.59
CAMEROON	233,574	163,689	-29.92	85,530	33,083	-61.32
NIGERIA	366,652	155,644	-57.55	85,563	76,509	-10.58
COTE D'IVOIRE	197,334	43,621	-77.89	66,046	17,656	-73.27
SENEGAL	74,451	63,524	-14.68	32,481	45,880	41.25
BENIN	61,505	0	-100.00	18,365	0	-100.00
SEYCHELLES	67	169	152.24	537	271	-49.53
UGANDA	0	55,290	--	0	18,913	--
DJIBOUTI	20,372	0	-100.00	10,150	0	-100.00
SAO TOME AND PRINCIPE	0	6,631	--	0	8,280	--
SOUTH AFRICA	2,203,030	1,884,220	-14.47	988,594	938,350	-5.08
ZIMBABWE	0	38,958	--	0	17,692	--
ZAMBIA	18,744	0	-100.00	11,953	0	-100.00
MAURITIUS	180,926	226,351	25.11	71,664	78,017	8.86
RWANDA	22,372	0	-100.00	6,408	0	-100.00
AUSTRALIA	8,721,659	9,242,022	5.97	4,201,489	4,715,722	12.24

TABEL 5. PERKEMBANGAN EKSPOR INDONESIA MENURUT KOMODITI DAN NEGARA TUJUAN

JENIS BARANG	BERAT BERSIH (KG)		PERUB	NILAI FOB (US \$)		PERUB
	JAN-FEB 2006	JAN-FEB 2007	%	JAN-FEB 2006	JAN-FEB 2007	%
(1)	(2)	(3)	(4)	(5)	(6)	(7)
NEW ZEALAND	2,837,571	6,957,348	145.19	1,003,520	2,170,483	116.29
GUAM	731	280	-61.70	1,616	1,329	-17.76
NEW CALEDONIA	2,884	25,506	784.40	4,359	25,017	473.92
NORTHERN MARIANA ISLANDS	17	2	-88.24	82	21	-74.39
VANUATU	15,804	410	-97.41	12,932	409	-96.84
COOK ISLANDS	0	340	--	0	138	--
FIJI	42,101	94,548	124.57	14,612	40,514	177.27
MARSHALL ISLANDS	186	0	-100.00	455	0	-100.00
SOLOMON ISLANDS	6,757	0	-100.00	3,209	0	-100.00
EAST TIMOR	49,518	20,446	-58.71	22,667	11,202	-50.58
UNITED STATES	6,322,101	6,163,182	-2.51	3,978,385	6,153,836	54.68
CANADA	1,072,556	728,996	-32.03	421,557	313,651	-25.60
MEXICO	1,540,928	1,264,033	-17.97	570,194	586,215	2.81
GUATEMALA	332,956	16,025	-95.19	141,306	14,565	-89.69
HONDURAS	45,892	78,358	70.74	13,138	22,434	70.76
NICARAGUA	22,496	18,662	-17.04	8,282	7,462	-9.90
PANAMA	500,424	452,445	-9.59	159,915	237,413	48.46
SURINAME	16,659	23,386	40.38	4,355	6,934	59.22
CHILE	764,817	426,244	-44.27	270,288	261,125	-3.39
VENEZUELA	1	0	-100.00	24	0	-100.00
ARGENTINA	167,307	157,911	-5.62	80,269	94,715	18.00
BRAZIL	899,046	437,314	-51.36	316,945	171,615	-45.85
COLOMBIA	151,246	84,419	-44.18	115,309	56,786	-50.75
URUGUAY	92,069	34,761	-62.24	42,932	20,912	-51.29
ECUADOR	264,894	329,099	24.24	96,361	97,111	0.78
PERU	1,084,546	364,188	-66.42	367,513	164,572	-55.22
TRINIDAD AND TOBAGO	286,361	129,050	-54.93	92,575	34,983	-62.21
BAHAMAS	124	921	642.74	141	340	141.13
JAMAICA	0	88,403	--	0	30,448	--
PUERTO RICO	218,790	195,622	-10.59	152,187	116,486	-23.46
DOMINICAN REPUBLIC	196,609	166,565	-15.28	74,578	83,999	12.63
EL SALVADOR	68,439	223,273	226.24	20,629	83,815	306.30
COSTA RICA	652	20,800	3,090.18	3,094	8,125	162.61
HAITI	68,911	0	-100.00	21,565	0	-100.00
BARBADOS	45,248	0	-100.00	12,932	0	-100.00
ANTIGUA AND BARBUDA	430	0	-100.00	192	0	-100.00
ARUBA	373	439	17.69	552	724	31.16
BERMUDA	0	5	--	0	48	--
CAYMAN ISLANDS	0	178	--	0	48	--
FALKLAND ISLANDS (MALVINAS)	586	0	-100.00	2,185	0	-100.00
FRENCH GUIANA	0	914	--	0	1,936	--
FRENCH POLYNESIA	6,339	786	-87.60	21,400	1,607	-92.49
MARTINIQUE	0	1,175	--	0	5,338	--
NETHERLANDS ANTILLES	268	134	-50.00	766	5,213	580.55
SAINT LUCIA	22,820	22,745	-0.33	6,521	6,278	-3.73
GUADELOUPE	330	293	-11.21	871	914	4.94
UNITED KINGDOM	332,597	557,493	67.62	478,998	739,335	54.35
NETHERLANDS	183,649	244,979	33.40	211,104	262,939	24.55
FRANCE	78,161	6,408,711	8,099.37	167,090	11,849,400	6,991.63
GERMANY, FED. REP. OF	240,694	269,842	12.11	277,330	365,774	31.89
AUSTRIA	1,040	1,787	71.83	14,561	17,909	22.99
BELGIUM	9,508	71,749	654.62	21,975	100,892	359.12
SWITZERLAND	10,548	12,377	17.34	7,798	59,631	664.70
DENMARK	22,558	166,634	638.69	10,473	70,091	569.25
NORWAY	26,043	7,077	-72.83	20,408	4,733	-76.81
SWEDEN	21,303	34,698	62.88	10,457	29,342	180.60
FINLAND	326	65,467	19,981.90	923	39,785	4,210.40
IRELAND	886	4,516	409.71	2,070	9,938	380.10
ITALY	157,587	127,724	-18.95	188,066	149,852	-20.32
SPAIN	347,845	418,604	20.34	345,951	260,766	-24.62
PORTUGAL	82,014	322,027	292.65	45,568	95,220	108.96
GREECE	90,593	427,133	371.49	49,031	155,540	217.23
CZECHOSLOVAKIA	0	63	--	0	565	--
HUNGARY	20,369	2,590	-87.28	15,651	2,962	-81.07
POLAND	488,677	410,465	-16.00	287,622	213,894	-25.63
ROMANIA	0	16,492	--	0	9,280	--
BULGARIA	0	11,653	--	0	5,281	--
ALBANIA	25,059	0	-100.00	13,196	0	-100.00
KAZAKHSTAN	0	177	--	0	400	--
UKRAINE	190,208	213	-99.89	241,713	880	-99.64
LITHUANIA	18,487	24	-99.87	24,168	141	-99.42
CROATIA	78,519	102,387	30.40	52,825	62,967	19.20
BOSNIA AND HERZEGOVINA	87,342	19,608	-77.55	50,762	9,302	-81.68
MALTA	0	3,179	--	0	4,158	--
SLOVAKIA	0	2	--	0	114	--
SLOVENIA	99	24,062	24,205.05	283	11,243	3,872.79
CZECH REPUBLIC	134,735	167,953	24.65	72,884	98,801	35.56
RUSSIA FEDERATION	119,083	244,275	105.13	129,282	279,588	116.26

TABEL 5. PERKEMBANGAN EKSPOR INDONESIA MENURUT KOMODITI DAN NEGARA TUJUAN

JENIS BARANG	BERAT BERSIH (KG)		PERUB	NILAI FOB (US \$)		PERUB
	JAN-FEB 2006	JAN-FEB 2007	%	JAN-FEB 2006	JAN-FEB 2007	%
(1)	(2)	(3)	(4)	(5)	(6)	(7)
KERTAS DAN BARANG DARI KERTAS	553,934,770	606,724,184	9.53	410,593,922	471,960,970	14.95
JAPAN	57,795,206	50,894,776	-11.94	52,553,421	46,705,163	-11.13
HONG KONG	23,383,303	18,277,866	-21.83	16,786,815	14,264,634	-15.02
KOREA, REPUBLIC OF	19,382,029	18,424,972	-4.94	13,869,822	14,411,274	3.90
TAIWAN	33,422,560	19,785,337	-40.80	18,537,387	11,990,034	-35.32
CHINA	44,241,324	49,537,001	11.97	28,687,182	33,650,200	17.30
PAPUA NEW GUINEA	426,457	180,041	-57.78	374,706	171,632	-54.20
THAILAND	14,711,615	21,267,412	44.56	11,335,488	16,245,490	43.32
SINGAPORE	29,306,796	28,522,919	-2.67	19,099,531	18,623,971	-2.49
PHILIPPINES	13,307,388	11,533,837	-13.33	9,120,345	9,259,306	1.52
MALAYSIA	60,098,093	50,102,790	-16.63	39,819,787	34,329,449	-13.79
MYANMAR (FORM. BURMA)	3,727,981	6,600,788	77.06	2,509,038	3,962,580	57.93
CAMBODIA	2,779,878	1,445,532	-48.00	1,788,575	1,152,499	-35.56
BRUNEI DARUSSALAM	122,926	208,381	69.52	139,139	220,575	58.53
LAO PEOPLE'S DEMOCRATIC REPUBLI	0	15	--	0	80	--
NEPAL	20,599	60,271	192.59	42,130	48,701	15.60
VIET NAM	22,962,802	28,320,003	23.33	15,315,749	18,846,705	23.05
MALDIVES	20,346	123,068	504.88	47,894	107,596	124.65
INDIA	11,007,027	9,890,002	-10.15	6,917,903	6,412,254	-7.31
PAKISTAN	10,758,931	10,975,130	2.01	9,601,682	8,218,301	-14.41
BANGLADESH	3,219,047	4,524,699	40.56	2,226,278	3,345,776	50.29
SRI LANKA	10,809,710	9,089,646	-15.91	6,558,986	5,744,022	-12.43
AFGHANISTAN	27,989	34,334	22.67	38,307	66,090	72.53
IRAQ	17,802	22,680	27.40	29,677	34,860	17.46
IRAN (ISLAMIC REPUBLIC OF)	12,364,266	37,034,330	199.53	8,902,460	27,911,748	213.53
SAUDI ARABIA	17,496,343	12,779,345	-26.96	11,126,445	9,818,755	-11.75
KUWAIT	2,256,139	2,081,896	-7.72	1,866,759	1,515,192	-18.83
JORDAN	2,498,195	4,501,631	80.20	1,987,509	3,444,658	73.32
LEBANON	711,313	598,019	-15.93	660,187	596,192	-9.69
YEMEN	2,697,314	2,679,660	-0.65	1,950,493	1,981,404	1.58
OMAN	817,726	832,287	1.78	639,690	721,495	12.79
SYRIA ARAB REPUBLIC	2,763,302	2,474,557	-10.45	2,228,188	2,109,383	-5.33
TURKEY	5,184,398	7,471,013	44.11	3,955,818	5,548,084	40.25
UNITED ARAB EMIRATES	14,436,024	16,655,659	15.38	10,915,858	13,973,438	28.01
QATAR	795,542	994,016	24.95	795,689	922,718	15.96
BAHRAIN	945,346	1,167,868	23.54	758,305	1,015,861	33.96
CYPRUS	332,948	1,050,332	215.46	322,293	873,591	171.05
EGYPT	5,678,697	9,201,808	62.04	3,718,384	6,845,245	84.09
LIBYAN ARAB JAMAHIRIYA	253,752	208,970	-17.65	248,952	186,338	-25.15
MOROCCO	31,229	352,504	1,028.77	12,335	323,725	2,524.44
TUNISIA	6,645	0	-100.00	115,461	0	-100.00
SUDAN	3,800,115	3,869,778	1.83	2,890,467	3,015,726	4.33
ETHIOPIA	180,202	91,639	-49.15	75,685	53,458	-29.37
TANZANIA, UNITED REPUBLIC OF	1,098,685	518,838	-52.78	650,379	436,389	-32.90
MADAGASCAR	292,546	225,205	-23.02	274,798	285,686	3.96
SOMALIA	0	104,025	--	0	1,686,145	--
KENYA	915,428	379,898	-58.50	818,889	431,972	-47.25
REUNION	85,087	371,597	336.73	74,979	315,196	320.38
MOZAMBIQUE	315,302	237,880	-24.55	228,609	178,103	-22.09
EQUATORIAL GUINEA	0	29,878	--	0	33,665	--
TOGO	385,784	533,634	38.32	293,695	429,844	46.36
GHANA	721,401	2,073,564	187.44	623,409	1,560,499	150.32
LIBERIA	14,624	98,824	575.77	16,676	84,410	406.18
GUINEA	374,938	543,815	45.04	305,198	435,399	42.66
ANGOLA	149,860	99,074	-33.89	121,606	119,875	-1.42
CONGO	261,705	226,974	-13.27	193,378	178,916	-7.48
CAMEROON	352,361	78,790	-77.64	267,823	65,742	-75.45
NIGERIA	7,839,237	6,940,115	-11.47	5,547,057	5,574,151	0.49
SIERRA LEONE	10,184	92,744	810.68	1,160	73,224	6,212.41
GABON	9,000	24,548	172.76	16,050	22,758	41.79
COTE D'IVOIRE	104,037	365,629	251.44	95,993	308,157	221.02
SENEGAL	75,848	72,262	-4.73	57,364	67,964	18.48
MAURITANIA	152,799	0	-100.00	127,918	0	-100.00
MALI	4,790	14,083	194.01	3,297	13,146	298.73
BENIN	170,239	235,878	38.56	131,153	191,340	45.89
BURKINA FASO	0	7,853	--	0	4,930	--
GAMBIA	61,100	0	-100.00	40,457	0	-100.00
SEYCHELLES	9,889	18,100	83.03	18,847	16,676	-11.52
UGANDA	11,988	89,191	644.00	9,950	92,865	833.32
CENTRAL AFRICAN REPUBLIC	962	0	-100.00	1,378	0	-100.00
DJIBOUTI	3,022,404	3,815,596	26.24	2,311,066	3,260,782	41.09
SOUTH AFRICA	7,614,680	5,470,120	-28.16	6,011,018	4,848,517	-19.34
ZIMBABWE	230,298	217,582	-5.52	200,408	191,982	-4.20
ZAMBIA	37,924	0	-100.00	27,685	0	-100.00
MALAWI	0	19,998	--	0	14,398	--
MAURITIUS	4,269,455	2,460,301	-42.37	2,315,526	1,477,329	-36.20
AUSTRALIA	29,372,766	33,537,926	14.18	25,826,524	28,652,494	10.94

TABEL 5. PERKEMBANGAN EKSPOR INDONESIA MENURUT KOMODITI DAN NEGARA TUJUAN

JENIS BARANG	BERAT BERSIH (KG)		PERUB	NILAI FOB (US \$)		PERUB
	JAN-FEB 2006	JAN-FEB 2007	%	JAN-FEB 2006	JAN-FEB 2007	%
(1)	(2)	(3)	(4)	(5)	(6)	(7)
NEW ZEALAND	6,262,831	8,755,956	39.81	4,687,909	6,131,048	30.78
GUAM	2,174	19,625	802.71	5,620	30,212	437.58
PALAU	82	0	-100.00	1,662	0	-100.00
NEW CALEDONIA	64,575	395,672	512.73	56,597	411,915	627.80
NORTHERN MARIANA ISLANDS	3,608	19,265	433.95	5,373	17,272	221.46
VANUATU	0	21,478	--	0	17,705	--
WALLIS AND FUTUNA ISLANDS	727	0	-100.00	297	0	-100.00
OTH.OCEANIA	7,997	0	-100.00	7,115	0	-100.00
AMERICAN SAMOA	33,865	0	-100.00	75,896	0	-100.00
COOK ISLANDS	4,323	2,776	-35.79	5,285	5,119	-3.14
FIJI	331,464	391,915	18.24	250,513	311,780	24.46
SAMOA	0	8,883	--	0	9,575	--
SOLOMON ISLANDS	5,295	13,853	161.62	16,625	9,437	-43.24
TONGA	32,256	2,672	-91.72	20,259	3,880	-80.85
EAST TIMOR	5,529	40	-99.28	3,504	18	-99.49
UNITED STATES	23,840,139	46,926,775	96.84	21,171,201	41,182,084	94.52
CANADA	4,233,286	9,681,864	128.71	3,245,432	7,748,148	138.74
MEXICO	128,893	498,201	286.52	200,538	420,188	109.53
GUATEMALA	138,650	385,631	178.13	152,861	332,359	117.43
HONDURAS	57,360	39,751	-30.70	37,903	37,982	0.21
NICARAGUA	74,092	297,482	301.50	45,121	206,479	357.61
PANAMA	117,820	266,371	126.08	105,004	236,088	124.84
CUBA	18,503	541,341	2,825.69	13,032	421,071	3,131.05
CURACAO	23,681	0	-100.00	15,932	0	-100.00
SURINAME	0	9,313	--	0	2,895	--
CHILE	143,625	213,564	48.70	212,691	234,445	10.23
VENEZUELA	783,743	136,713	-82.56	793,822	189,208	-76.16
ARGENTINA	272,846	384,637	40.97	336,421	444,682	32.18
BRAZIL	3,764,071	3,846,827	2.20	3,235,255	3,099,045	-4.21
COLOMBIA	330,016	596,456	80.74	380,375	736,534	93.63
URUGUAY	50,538	16,007	-68.33	48,132	20,239	-57.95
PARAGUAY	58,114	0	-100.00	74,007	0	-100.00
ECUADOR	247,210	498,780	101.76	346,082	517,401	49.50
PERU	835,378	1,123,954	34.54	825,469	1,123,889	36.15
TRINIDAD AND TOBAGO	51,006	48,939	-4.05	36,533	34,878	-4.53
BAHAMAS	0	436	--	0	420	--
JAMAICA	33,471	76,160	127.54	32,411	81,918	152.75
PUERTO RICO	44,462	214,164	381.68	34,876	189,029	442.00
BELIZE	0	36,364	--	0	32,978	--
DOMINICAN REPUBLIC	4,134	39,068	845.04	16,710	39,318	135.30
EL SALVADOR	212,251	426,786	101.08	155,346	336,268	116.46
COSTA RICA	281,323	755,128	168.42	176,198	572,507	224.92
HAITI	128,153	0	-100.00	121,171	0	-100.00
ANTIGUA AND BARBUDA	2,636	0	-100.00	9,400	0	-100.00
BERMUDA	0	91	--	0	800	--
FRENCH GUIANA	0	1,574	--	0	1,144	--
FRENCH POLYNESIA	33,281	181,898	446.55	29,922	186,520	523.35
GRENADA	0	16	--	0	120	--
MARTINIQUE	0	1	--	0	5	--
NETHERLANDS ANTILLES	212	242	14.15	1,122	1,295	15.42
GUADELOUPE	18,963	687	-96.38	15,186	671	-95.58
SAINT KITTS AND NEVIS	0	56	--	0	858	--
UNITED KINGDOM	2,874,958	5,357,811	86.36	3,014,303	5,106,696	69.42
NETHERLANDS	1,028,115	1,564,953	52.22	1,385,812	1,963,076	41.66
FRANCE	316,355	496,873	57.06	576,080	847,240	47.07
GERMANY, FED. REP. OF	781,914	355,829	-54.49	1,205,856	811,839	-32.68
AUSTRIA	1,097,906	921	-99.92	737,425	1,978	-99.73
BELGIUM	3,295,080	4,932,588	49.70	2,779,905	4,648,295	67.21
SWITZERLAND	6,484	4,190	-35.38	20,642	5,730	-72.24
DENMARK	120,974	87,038	-28.05	270,630	303,643	12.20
NORWAY	102,638	23,016	-77.58	99,030	30,164	-69.54
SWEDEN	48,421	53,748	11.00	133,085	182,286	36.97
FINLAND	70,289	316,497	350.28	141,085	496,876	252.18
IRELAND	380,941	78,920	-79.28	440,688	103,307	-76.56
ITALY	3,075,975	3,590,823	16.74	2,502,488	3,132,230	25.16
SPAIN	2,607,643	2,731,508	4.75	2,409,667	2,645,620	9.79
PORTUGAL	682	37,478	5,395.31	4,005	28,345	607.74
ICELAND	11,760	0	-100.00	12,912	0	-100.00
GREECE	629,309	4,940,928	685.14	607,146	3,962,955	552.72
LIECHTENSTEIN	57,042	0	-100.00	150,482	0	-100.00
CZECHOSLOVAKIA	161,338	13,074	-91.90	139,362	20,714	-85.14
HUNGARY	5,337	6,870	28.72	9,140	8,267	-9.55
POLAND	78,152	47,784	-38.86	117,985	58,644	-50.30
ROMANIA	7,518	80,866	975.63	6,475	96,824	1,395.35
ALBANIA	0	38,498	--	0	30,221	--
KAZAKHSTAN	0	1,154	--	0	1,838	--
KYRGYZSTAN	87,320	0	-100.00	62,178	0	-100.00
UKRAINE	204,729	236,769	15.65	246,894	301,979	22.31

TABEL 5. PERKEMBANGAN EKSPOR INDONESIA MENURUT KOMODITI DAN NEGARA TUJUAN

JENIS BARANG	BERAT BERSIH (KG)		PERUB	NILAI FOB (US \$)		PERUB
	JAN-FEB 2006	JAN-FEB 2007	%	JAN-FEB 2006	JAN-FEB 2007	%
(1)	(2)	(3)	(4)	(5)	(6)	(7)
LITHUANIA	0	21,065	--	0	31,009	--
LATVIA	38,473	98,307	155.52	29,239	100,542	243.86
GEORGIA	481,733	391,260	-18.78	342,430	313,169	-8.55
CROATIA	17	38,411	225,847.06	137	29,576	21,488.32
MALTA	36,514	215,107	489.11	29,995	181,603	505.44
SLOVAKIA	93	0	-100.00	204	0	-100.00
SLOVENIA	101,646	220,579	117.01	98,884	182,832	84.90
CZECH REPUBLIC	0	1,738	--	0	6,395	--
RUSSIA FEDERATION	778,205	1,091,435	40.25	831,840	1,226,893	47.49
-GLISEROL DAN LARUTAN ALKALI	3,808,947	3,554,796	-6.67	1,373,893	677,651	-50.68
JAPAN	1,543,837	608,866	-60.56	541,606	131,384	-75.74
KOREA, REPUBLIC OF	118,630	0	-100.00	67,613	0	-100.00
TAIWAN	100,000	40,000	-60.00	59,130	15,585	-73.64
CHINA	860,000	2,603,460	202.73	186,743	364,785	95.34
PHILIPPINES	457,700	20,000	-95.63	93,037	11,829	-87.29
MALAYSIA	20,000	0	-100.00	12,132	0	-100.00
INDIA	0	102,470	--	0	45,822	--
BANGLADESH	20,000	0	-100.00	12,560	0	-100.00
JORDAN	140,000	0	-100.00	80,500	0	-100.00
TURKEY	20,000	0	-100.00	11,586	0	-100.00
UNITED ARAB EMIRATES	40,000	0	-100.00	22,800	0	-100.00
EGYPT	100,000	0	-100.00	54,500	0	-100.00
SUDAN	100,000	140,000	40.00	60,000	84,000	40.00
SOUTH AFRICA	20,000	0	-100.00	12,940	0	-100.00
AUSTRALIA	40,000	0	-100.00	25,771	0	-100.00
UNITED STATES	208,780	0	-100.00	120,717	0	-100.00
CANADA	20,000	40,000	100.00	12,258	24,246	97.80
-MARGARIN DAN LEMAK LAINNYA	51,675,700	61,040,991	18.12	23,802,083	33,910,427	42.47
JAPAN	82,785	95,331	15.15	55,182	82,452	49.42
HONG KONG	3,645,276	2,493,593	-31.59	1,279,543	1,135,895	-11.23
KOREA, REPUBLIC OF	42,074	40,272	-4.28	22,922	29,068	26.81
TAIWAN	61,021	65,936	8.05	29,705	43,824	47.53
CHINA	7,703,134	35,743,984	364.02	3,080,346	19,066,917	518.99
PAPUA NEW GUINEA	189,676	88,137	-53.53	113,528	68,948	-39.27
THAILAND	200	0	-100.00	5	0	-100.00
SINGAPORE	52,785	95,058	80.09	23,388	55,760	138.41
PHILIPPINES	381,487	1,126,471	195.28	156,377	659,937	322.02
MALAYSIA	17,099	16,890	-1.22	13,045	13,388	2.63
MYANMAR (FORM. BURMA)	82,880	117,300	41.53	33,726	82,100	143.43
CAMBODIA	0	39,552	--	0	21,816	--
VIET NAM	1,432,280	2,010,533	40.37	558,908	1,085,739	94.26
MALDIVES	553	6,723	1,115.73	703	5,092	624.32
INDIA	236,137	81,905	-65.31	87,346	41,429	-52.57
BANGLADESH	0	21,000	--	0	12,810	--
SRI LANKA	2,585,405	2,304,603	-10.86	1,101,889	1,176,763	6.80
IRAQ	16,229,830	0	-100.00	8,538,350	0	-100.00
SAUDI ARABIA	691,970	747,100	7.97	309,754	466,883	50.73
KUWAIT	32,700	16,800	-48.62	23,870	13,578	-43.12
OMAN	20,000	20,100	0.50	8,800	11,216	27.45
SYRIA ARAB REPUBLIC	312,000	270,000	-13.46	141,960	154,453	8.80
TURKEY	200,000	800,000	300.00	88,200	435,600	393.88
UNITED ARAB EMIRATES	120,600	60,300	-50.00	57,157	35,612	-37.69
QATAR	20,250	40,200	98.52	8,809	21,768	147.11
BAHRAIN	20,250	20,250	0.00	8,647	10,631	22.94
EGYPT	0	701,600	--	0	415,395	--
ALGERIA	2,337,200	1,453,870	-37.79	1,049,718	797,261	-24.05
SUDAN	185,760	254,400	36.95	85,649	155,967	82.10
ETHIOPIA	121,520	60,000	-50.63	53,888	38,100	-29.30
TANZANIA, UNITED REPUBLIC OF	211,690	75,695	-64.24	97,874	43,507	-55.55
MOZAMBIQUE	301,949	222,750	-26.23	141,474	124,376	-12.09
EQUATORIAL GUINEA	0	30,773	--	0	30,537	--
TOGO	302,075	159,878	-47.07	155,959	89,373	-42.69
GHANA	1,236,604	492,500	-60.17	598,088	286,491	-52.10
LIBERIA	100,018	120,601	20.58	53,312	73,325	37.54
GUINEA	0	1,787	--	0	1,286	--
ANGOLA	1,248,776	131,300	-89.49	617,289	65,663	-89.36
CONGO	34,560	219,325	534.62	18,960	127,457	572.24
CAMEROON	51,797	105,496	103.67	29,453	59,863	103.25
NIGERIA	411,728	3,683,300	794.60	186,636	2,273,466	1,118.13
SIERRA LEONE	94,314	0	-100.00	43,075	0	-100.00
GABON	16,358	16,728	2.26	9,338	10,273	10.01
COTE D'IVOIRE	60,000	0	-100.00	26,400	0	-100.00
MAURITANIA	16	0	-100.00	10	0	-100.00
BENIN	2,616,421	1,633,223	-37.58	1,255,435	951,174	-24.24
DJIBOUTI	182,760	166,612	-8.84	84,340	107,205	27.11
SAO TOME AND PRINCIPE	36,400	109,200	200.00	20,800	65,910	216.88

TABEL 5. PERKEMBANGAN EKSPOR INDONESIA MENURUT KOMODITI DAN NEGARA TUJUAN

JENIS BARANG	BERAT BERSIH (KG)		PERUB	NILAI FOB (US \$)		PERUB
	JAN-FEB 2006	JAN-FEB 2007	%	JAN-FEB 2006	JAN-FEB 2007	%
(1)	(2)	(3)	(4)	(5)	(6)	(7)
SOUTH AFRICA	422,360	534,191	26.48	232,404	512,445	120.50
AUSTRALIA	160,358	110,595	-31.03	75,881	68,727	-9.43
NEW ZEALAND	407,397	453,985	11.44	228,124	298,796	30.98
VANUATU	0	475	--	0	443	--
KIRIBATI	0	10,296	--	0	9,953	--
EAST TIMOR	3,140	0	-100.00	5,438	0	-100.00
UNITED STATES	67,233	1,410	-97.90	35,203	3,205	-90.90
TRINIDAD AND TOBAGO	40,041	0	-100.00	19,535	0	-100.00
JAMAICA	597,491	394,227	-34.02	253,619	213,252	-15.92
NETHERLANDS	1,515,840	0	-100.00	511,962	0	-100.00
GERMANY, FED. REP. OF	14,000	0	-100.00	6,160	0	-100.00
GREECE	21,029	0	-100.00	10,498	0	-100.00
CZECHOSLOVAKIA	96,750	563,238	482.16	47,633	312,437	555.93
HUNGARY	42,400	0	-100.00	17,256	0	-100.00
ROMANIA	655,000	42,400	-93.53	283,593	26,460	-90.67
AZERBAIJAN	0	20,000	--	0	9,300	--
UKRAINE	1,076,643	220,000	-79.57	527,448	317,900	-39.73
SLOVENIA	50,000	165,000	230.00	22,000	93,725	326.02
RUSSIA FEDERATION	2,795,680	2,564,098	-8.28	1,255,471	1,595,476	27.08
-SABUN MANDI DAN CUCI	72,438,308	77,635,608	7.17	52,338,843	58,405,626	11.59
JAPAN	1,802,010	1,960,242	8.78	1,656,288	1,741,042	5.12
HONG KONG	842,437	882,805	4.79	603,887	816,534	35.21
KOREA, REPUBLIC OF	606,038	873,953	44.21	566,052	884,730	56.30
TAIWAN	1,282,108	989,356	-22.83	1,210,648	908,612	-24.95
CHINA	6,933,424	4,927,481	-28.93	3,440,023	3,084,750	-10.33
MONGOLIA	188,695	93,478	-50.46	91,913	88,146	-4.10
PAPUA NEW GUINEA	1,229,186	1,850,441	50.54	670,438	922,367	37.58
THAILAND	2,264,717	3,312,346	46.26	1,491,434	2,443,663	63.85
SINGAPORE	4,003,725	2,429,245	-39.33	3,935,319	2,454,759	-37.62
PHILIPPINES	1,721,231	2,130,632	23.79	1,538,508	1,872,396	21.70
MALAYSIA	8,341,449	12,699,517	52.25	7,490,020	9,759,741	30.30
MYANMAR (FORM. BURMA)	190,410	619,131	225.16	114,637	483,572	321.83
CAMBODIA	12,097	0	-100.00	11,092	0	-100.00
BRUNEI DARUSSALAM	106,899	76,844	-28.12	169,561	108,918	-35.76
VIET NAM	528,818	755,394	42.85	623,692	855,750	37.21
MALDIVES	261,552	197,098	-24.64	210,763	209,667	-0.52
INDIA	2,090,947	3,229,477	54.45	1,278,762	2,152,403	68.32
PAKISTAN	361,424	920,231	154.61	413,904	1,089,673	163.27
BANGLADESH	7,302	223,464	2,960.31	11,578	133,921	1,056.69
SRI LANKA	116,731	103,161	-11.63	99,549	108,885	9.38
IRAQ	89,169	0	-100.00	72,795	0	-100.00
IRAN (ISLAMIC REPUBLIC OF)	39,888	121,533	204.69	47,688	115,923	143.09
SAUDI ARABIA	229,264	249,809	8.96	233,792	246,401	5.39
KUWAIT	11,981	11,808	-1.44	12,602	10,598	-15.90
JORDAN	0	12,947	--	0	11,206	--
LEBANON	54,311	23,910	-55.98	42,891	24,903	-41.94
YEMEN	637,862	332,237	-47.91	554,432	336,756	-39.26
OMAN	0	200,020	--	0	119,392	--
SYRIA ARAB REPUBLIC	12,627	88,800	603.25	10,253	121,463	1,084.66
UNITED ARAB EMIRATES	1,851,026	1,763,893	-4.71	1,293,718	1,425,172	10.16
QATAR	42	0	-100.00	651	0	-100.00
BAHRAIN	11,520	0	-100.00	11,595	0	-100.00
CYPRUS	14,774	16,644	12.66	18,003	20,864	15.89
EGYPT	1,404,000	131,141	-90.66	701,150	67,196	-90.42
LIBYAN ARAB JAMAHIRIYA	258,269	402,733	55.94	673,303	224,221	-66.70
ALGERIA	819,999	2,173,250	165.03	287,941	863,340	199.83
SUDAN	162,185	309,855	91.05	161,779	320,006	97.80
ERITREA	0	88,000	--	0	59,840	--
NAMIBIA	143,969	286,972	99.33	135,702	281,736	107.61
ETHIOPIA	2,462,440	1,214,511	-50.68	1,116,297	863,155	-22.68
TANZANIA, UNITED REPUBLIC OF	658,935	149,817	-77.26	567,326	152,085	-73.19
MADAGASCAR	436,755	361,694	-17.19	330,284	242,243	-26.66
SOMALIA	0	215,000	--	0	75,900	--
KENYA	178,426	385,555	116.09	88,080	271,793	208.58
REUNION	6	0	-100.00	10	0	-100.00
MOZAMBIQUE	875,644	745,697	-14.84	665,858	628,311	-5.64
EQUATORIAL GUINEA	163,922	47,755	-70.87	115,003	36,822	-67.98
TOGO	539,211	855,139	58.59	443,070	580,486	31.01
GHANA	1,224,162	2,817,687	130.17	915,130	1,987,123	117.14
LIBERIA	404,344	135,233	-66.55	282,495	115,857	-58.99
GUINEA	64,024	249,612	289.87	39,574	211,884	435.41
ANGOLA	5,079,388	913,491	-82.02	2,852,189	804,427	-71.80
CONGO	1,425,103	376,409	-73.59	866,517	255,194	-70.55
CAMEROON	368,640	415,067	12.59	266,686	345,050	29.38
NIGERIA	3,217,541	6,631,454	106.10	1,693,463	4,793,353	183.05
SIERRA LEONE	222,187	249,793	12.42	178,179	194,624	9.23
GABON	204,463	145,152	-29.01	138,242	113,303	-18.04

TABEL 5. PERKEMBANGAN EKSPOR INDONESIA MENURUT KOMODITI DAN NEGARA TUJUAN

JENIS BARANG	BERAT BERSIH (KG)		PERUB	NILAI FOB (US \$)		PERUB
	JAN-FEB 2006	JAN-FEB 2007	%	JAN-FEB 2006	JAN-FEB 2007	%
(1)	(2)	(3)	(4)	(5)	(6)	(7)
COTE D'IVOIRE	847	28,995	3,323.26	853	25,740	2,917.58
SENEGAL	381,626	0	-100.00	229,375	0	-100.00
MAURITANIA	424,495	335,281	-21.02	217,020	272,435	25.53
MALI	150,179	472,583	214.68	120,804	322,458	166.93
BENIN	2,778,262	2,917,394	5.01	2,340,978	2,530,748	8.11
BURKINA FASO	201,349	95,129	-52.75	182,540	79,709	-56.33
GUINEA BISSAU	126,717	0	-100.00	60,825	0	-100.00
GAMBIA	18,407	1,428	-92.24	16,493	2,950	-82.11
SEYCHELLES	73,836	0	-100.00	51,119	0	-100.00
UGANDA	0	23,976	--	0	21,363	--
CENTRAL AFRICAN REPUBLIC	134,689	0	-100.00	100,751	0	-100.00
NIGER	65,080	0	-100.00	45,158	0	-100.00
DJIBOUTI	1,982,794	3,412,606	72.11	1,116,948	1,982,836	77.52
SAO TOME AND PRINCIPE	91,922	24,512	-73.33	49,935	21,208	-57.53
SOUTH AFRICA	349,085	89,016	-74.50	256,456	56,813	-77.85
ZIMBABWE	8,991	14,815	64.78	10,589	13,245	25.08
ZAMBIA	0	42,250	--	0	23,111	--
MALAWI	1,717,500	1,529,000	-10.98	602,524	554,550	-7.96
COMOROS	15,019	15,840	5.47	14,185	14,960	5.46
MAURITIUS	288,340	525,360	82.20	178,301	241,465	35.43
RWANDA	24,768	24,768	0.00	23,865	24,510	2.70
ZAIRE	12,442	0	-100.00	13,230	0	-100.00
AUSTRALIA	945,509	1,556,627	64.63	1,006,865	1,656,859	64.56
NEW ZEALAND	189,682	20,718	-89.08	226,712	36,972	-83.69
MICRONESIA, FEDERATED STATES OF	11,799	37,212	215.38	7,813	26,434	238.33
GUAM	27	0	-100.00	240	0	-100.00
PALAU	19	0	-100.00	120	0	-100.00
NEW CALEDONIA	0	7,816	--	0	11,232	--
NORTHERN MARIANA ISLANDS	14	0	-100.00	67	0	-100.00
VANUATU	33,326	35,392	6.20	19,505	22,917	17.49
COOK ISLANDS	20,947	0	-100.00	17,156	0	-100.00
FIJI	895,363	797,498	-10.93	499,322	459,332	-8.01
KIRIBATI	55,557	21,862	-60.65	45,694	16,909	-63.00
MARSHALL ISLANDS	0	2,800	--	0	2,012	--
SAMOA	71,233	128,531	80.44	59,269	106,011	78.86
SOLOMON ISLANDS	60,102	36,491	-39.28	99,542	25,964	-73.92
TONGA	29,209	124	-99.58	32,223	498	-98.45
TUVALU	0	719	--	0	646	--
EAST TIMOR	130,603	152	-99.88	128,082	67	-99.95
UNITED STATES	282,518	390,814	38.33	328,708	356,640	8.50
CANADA	308,733	256	-99.92	269,829	848	-99.69
MEXICO	15,000	0	-100.00	27,604	0	-100.00
GUATEMALA	47,808	23,616	-50.60	45,650	23,370	-48.81
PANAMA	298,508	625,459	109.53	268,181	543,134	102.53
SURINAME	23,103	41,785	80.86	19,075	36,939	93.65
CHILE	219,388	124,898	-43.07	157,911	98,249	-37.78
VENEZUELA	25,229	0	-100.00	21,900	0	-100.00
ARGENTINA	195	0	-100.00	281	0	-100.00
COLOMBIA	13,303	105,589	693.72	21,724	85,442	293.31
BOLIVIA	50,972	76,187	49.47	43,260	68,019	57.23
TRINIDAD AND TOBAGO	62,464	0	-100.00	75,900	0	-100.00
JAMAICA	180,000	240,000	33.33	79,200	103,200	30.30
DOMINICAN REPUBLIC	37,037	25,211	-31.93	34,707	22,900	-34.02
COSTA RICA	25,229	0	-100.00	21,900	0	-100.00
HAITI	474,313	432,125	-8.89	599,992	385,309	-35.78
BARBADOS	8,251	7,832	-5.08	11,372	10,949	-3.72
BERMUDA	0	7	--	0	66	--
CAPE VERDE	19,800	9,023	-54.43	16,830	6,985	-58.50
NETHERLANDS ANTILLES	25,229	66,711	164.42	21,900	43,402	98.18
GUADELOUPE	16	0	-100.00	83	0	-100.00
UNITED KINGDOM	69,973	155,793	122.65	66,114	187,970	184.31
NETHERLANDS	141,493	159,295	12.58	194,349	216,218	11.25
FRANCE	178,558	56,455	-68.38	115,712	44,758	-61.32
GERMANY, FED. REP. OF	7,112	51,942	630.34	9,159	53,042	479.12
BELGIUM	205,821	48,172	-76.60	189,523	32,521	-82.84
SWITZERLAND	319	0	-100.00	1,595	0	-100.00
DENMARK	0	5	--	0	31	--
SWEDEN	0	12,470	--	0	11,361	--
IRELAND	0	24	--	0	48	--
ITALY	64,271	48,000	-25.32	33,481	32,492	-2.95
SPAIN	14,000	65,397	367.12	22,527	88,148	291.30
PORTUGAL	0	34,588	--	0	38,712	--
GREECE	21,750	49,920	129.52	37,990	56,047	47.53
CZECHOSLOVAKIA	754,024	184,782	-75.49	694,617	140,585	-79.76
POLAND	60,000	492,000	720.00	22,200	301,383	1,257.58
ROMANIA	0	2,346	--	0	6,933	--
BULGARIA	18,432	0	-100.00	16,614	0	-100.00
UKRAINE	1,317,324	1,440,000	9.31	612,736	767,520	25.26

TABEL 5. PERKEMBANGAN EKSPOR INDONESIA MENURUT KOMODITI DAN NEGARA TUJUAN

JENIS BARANG	BERAT BERSIH (KG)		PERUB	NILAI FOB (US \$)		PERUB
	JAN-FEB 2006	JAN-FEB 2007	%	JAN-FEB 2006	JAN-FEB 2007	%
(1)	(2)	(3)	(4)	(5)	(6)	(7)
MALTA	0	9,097	--	0	11,655	--
RUSSIA FEDERATION	21,120	60,000	184.09	36,894	36,640	-0.69
-BAHAN CELUP ORGANIK SINTETIK	5,020,659	5,664,476	12.82	17,949,336	21,313,924	18.74
JAPAN	469,561	585,280	24.64	1,603,853	2,411,745	50.37
HONG KONG	363,288	325,183	-10.49	1,087,567	1,282,145	17.89
KOREA, REPUBLIC OF	195,804	333,051	70.09	496,135	859,355	73.21
TAIWAN	308,619	251,406	-18.54	1,257,940	1,012,712	-19.49
CHINA	939,335	1,022,406	8.84	1,965,605	2,012,126	2.37
THAILAND	99,912	86,949	-12.97	316,708	166,151	-47.54
SINGAPORE	896,040	1,048,376	17.00	4,610,215	5,377,244	16.64
PHILIPPINES	5,081	5,732	12.81	18,975	13,325	-29.78
MALAYSIA	25,195	34,090	35.30	67,169	64,921	-3.35
CAMBODIA	19,604	0	-100.00	107,293	0	-100.00
VIET NAM	44,984	23,445	-47.88	105,660	124,995	18.30
INDIA	9,249	650	-92.97	34,014	7,836	-76.96
PAKISTAN	1,160	23,998	1,968.79	1,716	68,600	3,897.67
BANGLADESH	164,226	108,250	-34.08	395,314	264,073	-33.20
SRI LANKA	4,433	11,941	169.37	19,328	57,583	197.93
TURKEY	124,486	123,598	-0.71	443,800	651,344	46.77
NIGERIA	11,767	697	-94.08	22,600	2,000	-91.15
SOUTH AFRICA	2,160	2,760	27.78	14,872	14,611	-1.75
AUSTRALIA	9,705	4,663	-51.95	42,228	25,819	-38.86
NEW ZEALAND	0	75	--	0	2,235	--
UNITED STATES	603,367	610,198	1.13	1,278,031	1,648,116	28.96
MEXICO	76,603	69,986	-8.64	368,253	329,773	-10.45
HONDURAS	0	14,000	--	0	45,641	--
CHILE	2,999	1,000	-66.66	9,110	3,015	-66.90
ARGENTINA	9,498	0	-100.00	29,705	0	-100.00
BRAZIL	74,039	64,497	-12.89	455,883	334,665	-26.59
COLOMBIA	0	500	--	0	2,850	--
UNITED KINGDOM	30,821	33,000	7.07	180,956	152,664	-15.63
NETHERLANDS	5,950	3,004	-49.51	11,940	11,750	-1.59
GERMANY, FED. REP. OF	371,000	502,673	35.49	2,513,382	3,145,500	25.15
BELGIUM	8,496	44,636	425.38	43,810	272,573	522.17
SWITZERLAND	0	12,000	--	0	45,360	--
SWEDEN	0	94,000	--	0	71,440	--
ITALY	27,581	50,455	82.93	136,788	145,629	6.46
SPAIN	71,454	146,629	105.21	225,478	588,922	161.19
POLAND	44,242	23,998	-45.76	85,008	90,850	6.87
ROMANIA	0	1,350	--	0	6,356	--
-PREPARAT PEMBASMI KUMAN, DLL	6,232,197	6,677,027	7.14	12,087,974	21,976,162	81.80
JAPAN	846,646	730,649	-13.70	1,511,505	1,036,008	-31.46
HONG KONG	26,389	8,172	-69.03	49,921	12,176	-75.61
KOREA, REPUBLIC OF	98,251	68,813	-29.96	288,000	208,320	-27.67
TAIWAN	237,719	155,336	-34.66	424,998	416,841	-1.92
CHINA	141,096	409,827	190.46	987,338	5,683,206	475.61
PAPUA NEW GUINEA	34,511	18,066	-47.65	25,357	15,242	-39.89
THAILAND	617,506	653,541	5.84	1,710,800	1,569,221	-8.28
SINGAPORE	245,572	870,514	254.48	326,184	2,059,497	531.39
PHILIPPINES	366,202	347,664	-5.06	755,527	656,328	-13.13
MALAYSIA	595,026	485,934	-18.33	1,590,232	1,444,554	-9.16
MYANMAR (FORM. BURMA)	30,720	92,160	200.00	19,046	58,521	207.26
BRUNEI DARUSSALAM	217	67	-69.12	440	411	-6.59
VIET NAM	208,802	122,296	-41.43	410,600	636,388	54.99
MALDIVES	10,363	12,566	21.26	15,398	15,993	3.86
INDIA	64,313	0	-100.00	44,296	0	-100.00
PAKISTAN	447,421	452,125	1.05	467,552	348,884	-25.38
BANGLADESH	109,477	181,097	65.42	186,101	432,482	132.39
SRI LANKA	0	25,580	--	0	60,275	--
SAUDI ARABIA	2,869	0	-100.00	45,035	0	-100.00
JORDAN	0	665	--	0	8,219	--
LEBANON	37,199	50,040	34.52	35,799	56,032	56.52
LIBYAN ARAB JAMAHIRIYA	0	1,846	--	0	5,148	--
ALGERIA	20,820	0	-100.00	22,069	0	-100.00
SUDAN	6,754	0	-100.00	37,299	0	-100.00
TANZANIA, UNITED REPUBLIC OF	26,664	20,160	-24.39	15,720	13,968	-11.15
MADAGASCAR	239,356	0	-100.00	149,785	0	-100.00
KENYA	109,220	1,476	-98.65	83,969	16,433	-80.43
MOZAMBIQUE	20,160	0	-100.00	12,960	0	-100.00
EQUATORIAL GUINEA	1,204	0	-100.00	3,281	0	-100.00
TOGO	42,373	41,393	-2.31	32,066	34,899	8.83
GHANA	44,928	40,828	-9.13	29,112	35,926	23.41
GUINEA	21,600	0	-100.00	11,344	0	-100.00
CAMEROON	190	0	-100.00	140	0	-100.00
COTE D'IVOIRE	60,660	21,600	-64.39	52,546	15,984	-69.58
BENIN	0	2,665	--	0	9,744	--

TABEL 5. PERKEMBANGAN EKSPOR INDONESIA MENURUT KOMODITI DAN NEGARA TUJUAN

JENIS BARANG	BERAT BERSIH (KG)		PERUB	NILAI FOB (US \$)		PERUB
	JAN-FEB 2006	JAN-FEB 2007	%	JAN-FEB 2006	JAN-FEB 2007	%
(1)	(2)	(3)	(4)	(5)	(6)	(7)
GAMBIA	0	10,239	--	0	21,143	--
UGANDA	0	64,800	--	0	41,904	--
SOUTH AFRICA	133,381	229,774	72.27	147,834	237,809	60.86
MALAWI	20,160	0	-100.00	13,248	0	-100.00
MAURITIUS	44,250	35,750	-19.21	31,701	28,581	-9.84
VIRGIN ISLANDS (BRITISH)	189	0	-100.00	2,924	0	-100.00
AUSTRALIA	63,340	46,567	-26.48	59,009	40,154	-31.95
NEW ZEALAND	0	4,014	--	0	304,983	--
NEW CALEDONIA	15,885	0	-100.00	31,260	0	-100.00
VANUATU	0	37	--	0	120	--
AMERICAN SAMOA	7,275	0	-100.00	14,143	0	-100.00
FIJI	34,933	18,156	-48.03	28,915	16,910	-41.52
SAMOA	21,175	50,983	140.77	18,150	39,842	119.52
TONGA	212	0	-100.00	423	0	-100.00
EAST TIMOR	1,404	0	-100.00	696	0	-100.00
UNITED STATES	9,041	272,448	2,913.47	8,717	484,177	5,454.40
MEXICO	218,563	365,493	67.23	266,391	458,127	71.98
GUATEMALA	59,439	0	-100.00	46,951	0	-100.00
HONDURAS	356,633	0	-100.00	282,117	0	-100.00
NICARAGUA	79,252	59,178	-25.33	62,077	48,840	-21.32
CUBA	0	18,270	--	0	16,443	--
ARGENTINA	21,600	0	-100.00	14,112	0	-100.00
PERU	1,363	0	-100.00	25,262	0	-100.00
TRINIDAD AND TOBAGO	18,187	0	-100.00	15,752	0	-100.00
JAMAICA	25,584	50,123	95.92	43,616	67,237	54.16
DOMINICAN REPUBLIC	0	36,164	--	0	34,926	--
EL SALVADOR	79,252	33,205	-58.10	63,665	32,050	-49.66
HAITI	135,356	210,020	55.16	89,232	147,009	64.75
BARBADOS	18,082	9,041	-50.00	20,410	8,150	-60.07
FRENCH POLYNESIA	0	25,005	--	0	18,353	--
GUADELOUPE	0	8,030	--	0	11,188	--
UNITED KINGDOM	28	0	-100.00	180	0	-100.00
NETHERLANDS	0	14,642	--	0	7,216	--
FRANCE	0	24,096	--	0	19,102	--
GERMANY, FED. REP. OF	0	1	--	0	2	--
SWITZERLAND	122	0	-100.00	4,500	0	-100.00
DENMARK	36	0	-100.00	40	0	-100.00
NORWAY	7	0	-100.00	32	0	-100.00
FINLAND	0	64,131	--	0	89,305	--
IRELAND	84	0	-100.00	40	0	-100.00
ITALY	47,799	148,120	209.88	1,335,007	4,862,663	264.24
SPAIN	7	0	-100.00	20	0	-100.00
GREECE	39,534	43,500	10.03	43,513	75,980	74.61
CZECHOSLOVAKIA	20,160	20,160	0.00	13,536	13,248	-2.13
LATVIA	45,636	0	-100.00	60,081	0	-100.00
-DAMAR TIRUAN, BAHAN PLASTIK	199,992,712	171,984,422	-14.00	267,558,642	270,794,844	1.21
JAPAN	34,735,041	36,928,527	6.31	52,565,353	62,714,136	19.31
HONG KONG	11,057,842	8,258,210	-25.32	8,199,434	12,240,034	49.28
KOREA, REPUBLIC OF	3,462,585	1,463,279	-57.74	3,985,374	3,252,862	-18.38
TAIWAN	2,740,711	2,161,917	-21.12	5,088,728	4,579,407	-10.01
CHINA	20,747,803	13,988,286	-32.58	17,785,357	12,717,903	-28.49
MACAU	0	22,000	--	0	13,737	--
PAPUA NEW GUINEA	160,077	38,090	-76.21	276,397	84,761	-69.33
THAILAND	2,658,205	3,247,165	22.16	8,083,177	8,579,064	6.13
SINGAPORE	12,476,554	12,042,230	-3.48	18,857,691	16,934,226	-10.20
PHILIPPINES	3,304,743	3,396,121	2.77	7,940,907	7,526,113	-5.22
MALAYSIA	14,091,372	17,623,685	25.07	17,597,586	25,449,214	44.62
MYANMAR (FORM. BURMA)	560,495	734,591	31.06	348,542	647,980	85.91
CAMBODIA	16,625	17,766	6.86	32,950	19,069	-42.13
BRUNEI DARUSSALAM	46,217	75,676	63.74	62,538	89,150	42.55
LAO PEOPLE'S DEMOCRATIC REPUBLI	0	383	--	0	275	--
NEPAL	16,998	12,887	-24.19	34,743	28,341	-18.43
VIET NAM	4,978,792	4,603,941	-7.53	7,204,150	5,259,217	-27.00
MALDIVES	13,694	15,357	12.14	33,262	32,239	-3.08
INDIA	9,427,285	5,593,237	-40.67	7,849,910	6,312,812	-19.58
PAKISTAN	528,667	661,870	25.20	1,154,183	1,555,956	34.81
BANGLADESH	4,115,081	3,504,604	-14.84	3,727,353	3,391,707	-9.00
SRI LANKA	1,374,822	739,749	-46.19	1,529,929	1,105,613	-27.73
IRAN (ISLAMIC REPUBLIC OF)	21,980	22,064	0.38	40,793	27,683	-32.14
SAUDI ARABIA	348,603	913,276	161.98	932,936	2,501,815	168.17
KUWAIT	51,122	130,397	155.07	69,790	302,469	333.40
JORDAN	5,637	18,678	231.35	18,737	35,658	90.31
LEBANON	84,160	353,368	319.88	132,841	579,381	336.15
YEMEN	128,925	80,922	-37.23	219,382	182,422	-16.85
OMAN	10,097	1,653	-83.63	31,079	5,879	-81.08
SYRIA ARAB REPUBLIC	110,333	78,010	-29.30	185,427	167,403	-9.72
TURKEY	7,863,317	5,001,166	-36.40	6,020,132	4,211,366	-30.05

TABEL 5. PERKEMBANGAN EKSPOR INDONESIA MENURUT KOMODITI DAN NEGARA TUJUAN

JENIS BARANG	BERAT BERSIH (KG)		PERUB	NILAI FOB (US \$)		PERUB
	JAN-FEB 2006	JAN-FEB 2007	%	JAN-FEB 2006	JAN-FEB 2007	%
(1)	(2)	(3)	(4)	(5)	(6)	(7)
UNITED ARAB EMIRATES	2,550,661	1,083,205	-57.53	3,488,634	2,377,370	-31.85
QATAR	16,132	10,509	-34.86	44,155	28,032	-36.51
BAHRAIN	15,514	19,885	28.17	30,492	39,905	30.87
CYPRUS	347	9,953	2,768.30	1,025	30,648	2,890.05
EGYPT	1,068,493	1,458,039	36.46	1,127,428	1,515,555	34.43
LIBYAN ARAB JAMAHIRIYA	4,175	10,167	143.52	23,400	34,123	45.82
MOROCCO	28,102	66,728	137.45	25,028	182,251	628.19
TUNISIA	0	2,594	--	0	7,583	--
SUDAN	6,100	2,001	-67.20	13,600	11,010	-19.04
ERITREA	0	2,242	--	0	10,698	--
ETHIOPIA	88,000	18,988	-78.42	100,760	56,220	-44.20
TANZANIA, UNITED REPUBLIC OF	264,013	112,247	-57.48	369,633	235,049	-36.41
MADAGASCAR	3,750	82,156	2,090.83	15,469	122,186	689.88
SOMALIA	0	8,851	--	0	43,500	--
KENYA	50,012	11,488	-77.03	131,018	34,976	-73.30
REUNION	36,258	37,652	3.84	45,165	51,876	14.86
MOZAMBIQUE	25,048	7,659	-69.42	30,943	13,002	-57.98
TOGO	56,068	99,000	76.57	78,712	165,000	109.62
GHANA	285,355	91,824	-67.82	236,821	126,960	-46.39
LIBERIA	33,446	0	-100.00	46,136	0	-100.00
GUINEA	726,136	92,457	-87.27	822,239	120,438	-85.35
CONGO	1,201	0	-100.00	2,071	0	-100.00
CAMEROON	160,866	52,457	-67.39	134,780	104,902	-22.17
NIGERIA	1,983,092	536,435	-72.95	2,823,539	1,589,856	-43.69
GABON	0	35,356	--	0	65,553	--
COTE D'IVOIRE	11,714	7,009	-40.17	53,359	29,635	-44.46
SENEGAL	11,746	0	-100.00	33,147	0	-100.00
MAURITANIA	3,877	0	-100.00	5,465	0	-100.00
MALI	18,407	18,362	-0.24	12,669	21,951	73.27
BENIN	33,084	2,902	-91.23	33,065	12,082	-63.46
BURKINA FASO	0	3,290	--	0	2,066	--
GUINEA BISSAU	119,700	0	-100.00	466,830	0	-100.00
SEYCHELLES	225	778	245.78	1,194	2,162	81.07
CENTRAL AFRICAN REPUBLIC	5,110	0	-100.00	7,322	0	-100.00
DJIBOUTI	40,469	124,364	207.31	61,178	194,497	217.92
SAO TOME AND PRINCIPE	0	12,452	--	0	23,447	--
SOUTH AFRICA	501,240	550,838	9.90	734,527	1,011,708	37.74
ZIMBABWE	9,180	17,549	91.17	9,241	17,014	84.11
MAURITIUS	855,790	646,540	-24.45	997,780	820,997	-17.72
RWANDA	1,710	0	-100.00	4,664	0	-100.00
AUSTRALIA	15,212,362	11,188,821	-26.45	18,841,658	15,504,813	-17.71
NEW ZEALAND	2,167,652	2,542,719	17.30	3,874,032	3,534,118	-8.77
GUAM	229	800	249.34	1,709	1,341	-21.53
PALAU	5	0	-100.00	73	0	-100.00
NEW CALEDONIA	27,199	10,498	-61.40	29,104	26,689	-8.30
NORTHERN MARIANA ISLANDS	18	0	-100.00	260	0	-100.00
VANUATU	222	700	215.32	895	695	-22.35
WALLIS AND FUTUNA ISLANDS	1,010	0	-100.00	417	0	-100.00
COOK ISLANDS	0	316	--	0	551	--
FIJI	80,818	23,575	-70.83	236,068	63,219	-73.22
MARSHALL ISLANDS	139	0	-100.00	340	0	-100.00
SAMOA	0	4,384	--	0	28,224	--
SOLOMON ISLANDS	4,082	0	-100.00	1,941	0	-100.00
EAST TIMOR	838,630	40,361	-95.19	1,288,068	119,458	-90.73
UNITED STATES	24,593,936	19,662,280	-20.05	38,528,468	34,023,736	-11.69
CANADA	372,976	775,255	107.86	915,520	1,765,014	92.79
MEXICO	97,107	65,443	-32.61	247,272	212,766	-13.95
GUATEMALA	36,356	0	-100.00	73,331	0	-100.00
HONDURAS	0	5,449	--	0	10,537	--
PANAMA	17,787	11,673	-34.37	37,418	18,269	-51.18
SURINAME	15,553	0	-100.00	101,136	0	-100.00
CHILE	60,280	4,125	-93.16	102,451	6,931	-93.23
VENEZUELA	10,593	15,592	47.19	50,931	57,722	13.33
ARGENTINA	3,216	226,714	6,949.56	15,146	487,858	3,121.04
BRAZIL	869,621	86,674	-90.03	1,126,654	995,000	-11.69
COLOMBIA	31,721	12,105	-61.84	180,248	82,797	-54.06
BOLIVIA	0	85	--	0	2,189	--
URUGUAY	17,016	47,026	176.36	19,471	71,916	269.35
PARAGUAY	10,552	264,000	2,401.90	30,535	340,803	1,016.11
ECUADOR	11,069	0	-100.00	25,083	0	-100.00
PERU	50,325	78,048	55.09	150,864	247,557	64.09
TRINIDAD AND TOBAGO	750	0	-100.00	2,913	0	-100.00
BAHAMAS	0	882	--	0	326	--
PUERTO RICO	24,196	0	-100.00	37,999	0	-100.00
DOMINICAN REPUBLIC	5,825	3,439	-40.96	18,693	5,987	-67.97
EL SALVADOR	2	22,000	1,099,900.00	21	26,479	125,990.48
COSTA RICA	8,878	264	-97.03	24,708	620	-97.49
BARBADOS	0	217	--	0	285	--

TABEL 5. PERKEMBANGAN EKSPOR INDONESIA MENURUT KOMODITI DAN NEGARA TUJUAN

JENIS BARANG	BERAT BERSIH (KG)		PERUB	NILAI FOB (US \$)		PERUB
	JAN-FEB 2006	JAN-FEB 2007	%	JAN-FEB 2006	JAN-FEB 2007	%
(1)	(2)	(3)	(4)	(5)	(6)	(7)
ANTIGUA AND BARBUDA	2,814	0	-100.00	20,913	0	-100.00
BERMUDA	587	452	-23.00	4,098	4,030	-1.66
FRENCH GUIANA	0	4,408	--	0	42,787	--
FRENCH POLYNESIA	832	1,325	59.25	2,066	1,905	-7.79
MARTINIQUE	18	0	-100.00	108	0	-100.00
NETHERLANDS ANTILLES	88	3,864	4,290.91	1,153	6,475	461.58
GUADELOUPE	233	90	-61.37	1,280	211	-83.52
SAINT KITTS AND NEVIS	0	19	--	0	265	--
UNITED KINGDOM	3,859,808	1,894,328	-50.92	5,854,817	4,846,781	-17.22
NETHERLANDS	1,154,134	1,595,705	38.26	3,048,184	4,108,675	34.79
FRANCE	451,594	672,402	48.90	1,778,679	1,962,539	10.34
GERMANY, FED. REP. OF	521,905	421,481	-19.24	1,393,376	1,462,531	4.96
AUSTRIA	949	263	-72.29	2,298	4,249	84.90
BELGIUM	375,842	712,252	89.51	576,212	1,462,298	153.78
SWITZERLAND	800,151	6,775	-99.15	870,709	24,188	-97.22
LUXEMBOURG	496	0	-100.00	360	0	-100.00
DENMARK	44,448	59,043	32.84	139,626	148,656	6.47
NORWAY	17,797	13,471	-24.31	38,496	30,159	-21.66
SWEDEN	20,356	13,029	-35.99	112,413	101,760	-9.48
FINLAND	66,922	78,909	17.91	100,341	156,002	55.47
IRELAND	153,522	216,157	40.80	280,408	423,775	51.13
ITALY	196,150	774,516	294.86	550,878	1,412,361	156.38
SPAIN	488,409	632,451	29.49	1,311,173	2,415,936	84.26
PORTUGAL	775,529	491,144	-36.67	839,600	757,449	-9.78
ICELAND	88,000	88,000	0.00	102,201	116,026	13.53
GREECE	171,928	273,885	59.30	421,382	717,496	70.27
CZECHOSLOVAKIA	30,865	1,818	-94.11	56,319	2,486	-95.59
HUNGARY	47,920	24,249	-49.40	98,442	57,433	-41.66
POLAND	80,123	151,282	88.81	211,765	366,418	73.03
ROMANIA	854,098	55,935	-93.45	994,366	92,158	-90.73
BULGARIA	154	17	-88.96	620	159	-74.35
UKRAINE	30,572	1,411,814	4,518.00	41,231	1,996,760	4,742.86
LITHUANIA	0	35,200	--	0	63,172	--
LATVIA	16,000	682	-95.74	23,280	1,576	-93.23
CROATIA	20	16,780	83,800.00	165	31,833	19,192.73
MALTA	0	1,012	--	0	6,772	--
SLOVENIA	0	997	--	0	39,670	--
CZECH REPUBLIC	6,926	2,735	-60.51	31,093	8,362	-73.11
RUSSIA FEDERATION	1,010,593	269,405	-73.34	666,993	635,447	-4.73
-BAHAN KERTAS	257,355,857	471,807,084	83.33	98,344,991	183,982,272	87.08
JAPAN	14,888,256	20,149,484	35.34	6,696,207	9,668,692	44.39
KOREA, REPUBLIC OF	29,518,678	89,335,321	202.64	11,652,218	32,205,508	176.39
TAIWAN	3,368,895	19,957,405	492.40	1,399,901	10,910,054	679.34
CHINA	159,557,365	214,033,434	34.14	58,962,212	84,150,956	42.72
THAILAND	498,037	1,496,000	200.38	234,505	610,158	160.19
SINGAPORE	184	138	-25.00	378	237	-37.30
PHILIPPINES	0	640,000	--	0	253,004	--
VIET NAM	5,958,592	953,684	-83.99	2,018,915	421,710	-79.11
INDIA	9,263,776	27,341,108	195.14	4,656,965	10,008,953	114.92
PAKISTAN	200,000	0	-100.00	48,465	0	-100.00
BANGLADESH	7,516,836	7,521,458	0.06	2,454,613	2,871,676	16.99
IRAN (ISLAMIC REPUBLIC OF)	440,000	0	-100.00	129,182	0	-100.00
SAUDI ARABIA	500,000	0	-100.00	150,660	0	-100.00
KUWAIT	3,498,322	1,992,000	-43.06	1,341,974	705,168	-47.45
JORDAN	0	2,898,928	--	0	1,364,107	--
UNITED ARAB EMIRATES	693,680	3,637,933	424.44	221,469	1,352,115	510.52
ETHIOPIA	0	100,000	--	0	40,473	--
REUNION	0	118	--	0	80	--
DJIBOUTI	1,140,000	0	-100.00	405,113	0	-100.00
SOUTH AFRICA	0	431	--	0	475	--
AUSTRALIA	0	102	--	0	309	--
UNITED STATES	300	23,905,103	7,968,267.67	50	7,888,684	15,777,268.00
ARGENTINA	500,000	0	-100.00	149,570	0	-100.00
NETHERLANDS	3,032,155	12,957,692	327.34	1,202,985	4,604,717	282.77
FRANCE	9,431,691	17,464,198	85.17	3,786,300	7,217,998	90.63
FINLAND	0	19,920	--	0	7,629	--
ITALY	5,349,090	27,402,597	412.29	2,163,716	9,699,401	348.28
SPAIN	0	8	--	0	133	--
BULGARIA	2,000,000	0	-100.00	669,593	0	-100.00
RUSSIA FEDERATION	0	22	--	0	35	--
-ALAS KAKI (KULIT, KARET DAN KANV	18,665,789	19,291,305	3.35	265,840,325	267,684,483	0.69
JAPAN	1,615,963	1,290,304	-20.15	19,496,269	16,256,179	-16.62
HONG KONG	152,963	237,374	55.18	2,219,744	3,269,716	47.30
KOREA, REPUBLIC OF	377,887	368,132	-2.58	4,660,513	4,490,997	-3.64
TAIWAN	207,233	243,606	17.55	2,138,822	1,864,450	-12.83
CHINA	207,724	339,056	63.22	3,378,360	5,006,782	48.20

TABEL 5. PERKEMBANGAN EKSPOR INDONESIA MENURUT KOMODITI DAN NEGARA TUJUAN

JENIS BARANG	BERAT BERSIH (KG)		PERUB	NILAI FOB (US \$)		PERUB
	JAN-FEB 2006	JAN-FEB 2007	%	JAN-FEB 2006	JAN-FEB 2007	%
(1)	(2)	(3)	(4)	(5)	(6)	(7)
PAPUA NEW GUINEA	11,064	3,821	-65.46	107,896	42,900	-60.24
THAILAND	96,471	149,445	54.91	1,131,827	2,337,274	106.50
SINGAPORE	627,086	783,969	25.02	7,130,208	8,194,040	14.92
PHILIPPINES	70,610	81,545	15.49	638,304	846,057	32.55
MALAYSIA	190,218	168,292	-11.53	2,029,844	2,457,666	21.08
MYANMAR (FORM. BURMA)	4,146	0	-100.00	9,750	0	-100.00
BRUNEI DARUSSALAM	4,128	4,467	8.21	13,150	24,759	88.28
NEPAL	212	86	-59.43	3,261	959	-70.59
VIET NAM	36,514	13,720	-62.43	260,311	201,179	-22.72
MALDIVES	66,216	36,061	-45.54	96,471	71,934	-25.43
INDIA	37,561	28,370	-24.47	594,149	275,518	-53.63
PAKISTAN	2,190	0	-100.00	21,900	0	-100.00
BANGLADESH	1,112	0	-100.00	1,636	0	-100.00
SRI LANKA	2,283	0	-100.00	3,838	0	-100.00
SAUDI ARABIA	34,451	15,601	-54.72	134,686	41,543	-69.16
KUWAIT	6,768	890	-86.85	30,814	20,471	-33.57
JORDAN	0	22,494	--	0	29,568	--
P. DEM.REP. OF YEMEN	1,823	0	-100.00	45,033	0	-100.00
LEBANON	1,905	435	-77.17	34,437	1,076	-96.88
YEMEN	0	7,336	--	0	8,109	--
OMAN	36	64	77.78	468	30	-93.59
TURKEY	102,331	75,292	-26.42	1,378,221	996,818	-27.67
UNITED ARAB EMIRATES	71,564	111,212	55.40	941,145	1,189,968	26.44
BAHRAIN	0	13	--	0	10	--
CYPRUS	2,947	19,781	571.22	57,255	136,462	138.34
EGYPT	7,654	17,374	126.99	97,811	206,660	111.29
MOROCCO	2,088	0	-100.00	7,531	0	-100.00
ALGERIA	1,747	966	-44.71	4,540	15,021	230.86
SUDAN	0	6	--	0	49	--
ERITREA	0	174	--	0	833	--
MADAGASCAR	0	10,215	--	0	9,240	--
KENYA	0	30,093	--	0	41,779	--
REUNION	0	304	--	0	2,051	--
MOZAMBIQUE	113	12,000	10,519.47	428	5,160	1,105.61
TOGO	7,920	4,840	-38.89	18,200	7,800	-57.14
GHANA	3,740	7,000	87.17	3,000	11,868	295.60
LIBERIA	59,218	0	-100.00	60,000	0	-100.00
GUINEA	18,083	1,125	-93.78	31,500	1,500	-95.24
ANGOLA	3,130	0	-100.00	4,525	0	-100.00
CONGO	22,000	0	-100.00	37,500	0	-100.00
CAMEROON	2	0	-100.00	43	0	-100.00
GABON	439	0	-100.00	575	0	-100.00
MAURITANIA	172	0	-100.00	3,240	0	-100.00
U.S. VIRGIN ISLANDS	0	40	--	0	248	--
SEYCHELLES	1	28	2,700.00	759	2,015	165.48
UGANDA	137	0	-100.00	3	0	-100.00
DJIBOUTI	0	200	--	0	5,226	--
SOUTH AFRICA	94,913	197,878	108.48	1,190,949	2,598,683	118.20
MAURITIUS	9,412	10,967	16.52	29,253	19,107	-34.68
AUSTRALIA	211,216	291,805	38.15	3,160,743	4,528,830	43.28
NEW ZEALAND	31,602	41,754	32.12	516,666	699,993	35.48
GUAM	40	300	650.00	1,342	499	-62.82
NEW CALEDONIA	940	4,228	349.79	4,472	16,853	276.86
NORTHERN MARIANA ISLANDS	0	2,010	--	0	19,495	--
SAINT VINCENT AND THE GRENADINES	40	0	-100.00	294	0	-100.00
VANUATU	284	883	210.92	601	1,106	84.03
FIJI	18	1,821	10,016.67	53	27,799	52,350.94
EAST TIMOR	5,927	3,029	-48.89	16,670	31,687	90.08
UNITED STATES	5,172,369	4,182,056	-19.15	79,071,825	61,806,890	-21.83
CANADA	261,927	231,273	-11.70	3,440,257	3,087,802	-10.25
MEXICO	445,537	774,521	73.84	4,116,827	6,890,825	67.38
PANAMA	122,373	158,784	29.75	1,713,817	2,249,643	31.27
SURINAME	775	0	-100.00	3,002	0	-100.00
CHILE	37,859	58,325	54.06	606,761	840,076	38.45
VENEZUELA	205	1,943	847.80	4,532	43,801	866.48
ARGENTINA	60,917	43,128	-29.20	812,651	550,370	-32.27
BRAZIL	35,233	96,337	173.43	508,874	1,403,063	175.72
COLOMBIA	3,737	26,208	601.31	61,482	342,365	456.85
URUGUAY	4,796	5,934	23.73	66,901	90,506	35.28
PARAGUAY	0	8,541	--	0	104,793	--
ECUADOR	9,113	16,899	85.44	147,158	229,128	55.70
PERU	10,891	24,111	121.38	213,597	275,045	28.77
BAHAMAS	48	0	-100.00	982	0	-100.00
JAMAICA	0	36	--	0	740	--
PUERTO RICO	816	670	-17.89	9,164	1,052	-88.52
BELIZE	0	42	--	0	57	--
DOMINICAN REPUBLIC	745	751	0.81	4,507	1,392	-69.11
EL SALVADOR	56	0	-100.00	1,067	0	-100.00

TABEL 5. PERKEMBANGAN EKSPOR INDONESIA MENURUT KOMODITI DAN NEGARA TUJUAN

JENIS BARANG	BERAT BERSIH (KG)		PERUB	NILAI FOB (US \$)		PERUB
	JAN-FEB 2006	JAN-FEB 2007	%	JAN-FEB 2006	JAN-FEB 2007	%
(1)	(2)	(3)	(4)	(5)	(6)	(7)
COSTA RICA	121	6,985	5,672.73	267	95,089	35,513.86
BERMUDA	424	142	-66.51	2,962	1,267	-57.22
FRENCH POLYNESIA	824	3,982	383.25	4,620	10,528	127.88
MARTINIQUE	71	0	-100.00	564	0	-100.00
NETHERLANDS ANTILLES	1,240	261	-78.95	18,990	4,346	-77.11
GUADELOUPE	0	91	--	0	220	--
UNITED KINGDOM	2,034,712	1,835,253	-9.80	27,154,414	22,814,971	-15.98
NETHERLANDS	1,107,504	1,134,480	2.44	16,648,917	15,825,116	-4.95
FRANCE	387,909	438,075	12.93	5,736,430	5,710,355	-0.45
GERMANY, FED. REP. OF	1,163,482	1,465,840	25.99	19,694,864	25,359,700	28.76
AUSTRIA	15,194	7,697	-49.34	184,830	74,547	-59.67
BELGIUM	887,061	1,646,021	85.56	15,151,520	24,757,860	63.40
SWITZERLAND	20,952	20,601	-1.68	251,851	263,146	4.48
DENMARK	111,303	232,435	108.83	1,954,779	6,076,109	210.83
NORWAY	24,386	35,759	46.64	441,378	494,990	12.15
SWEDEN	205,862	37,255	-81.90	3,546,784	492,434	-86.12
FINLAND	16,457	14,815	-9.98	272,356	196,243	-27.95
IRELAND	41,851	38,482	-8.05	521,762	611,225	17.15
ITALY	1,146,954	1,273,332	11.02	13,524,764	16,761,078	23.93
SPAIN	530,563	404,103	-23.84	6,353,332	4,682,581	-26.30
PORTUGAL	55,241	42,519	-23.03	1,768,276	1,255,101	-29.02
GREECE	57,429	54,256	-5.53	750,528	663,396	-11.61
HUNGARY	6,111	5,690	-6.89	100,092	45,123	-54.92
POLAND	25,088	18,656	-25.64	332,851	222,778	-33.07
ROMANIA	2,443	1,328	-45.64	42,204	10,712	-74.62
BULGARIA	4,455	438	-90.17	29,374	6,714	-77.14
YUGOSLAVIA	4,399	3,107	-29.37	26,899	60,247	123.97
UKRAINE	2,882	11,450	297.29	40,884	160,063	291.51
LITHUANIA	0	1,396	--	0	32,463	--
LATVIA	1,966	5,442	176.81	56,291	63,796	13.33
ESTONIA	0	26,831	--	0	848,287	--
CROATIA	7,459	11,481	53.92	109,523	86,144	-21.35
MALTA	0	700	--	0	14,920	--
SLOVAKIA	159,702	118,261	-25.95	7,692,731	4,483,927	-41.71
SLOVENIA	6,285	5,223	-16.90	95,107	51,035	-46.34
CZECH REPUBLIC	10,132	10,741	6.01	182,996	149,178	-18.48
RUSSIA FEDERATION	43,688	108,212	147.69	614,771	1,363,279	121.75
-PRODUK KERAMIK	88,517,983	78,986,573	-10.77	44,120,846	41,246,792	-6.51
JAPAN	1,619,278	1,402,009	-13.42	4,805,804	3,646,486	-24.12
HONG KONG	76,312	74,782	-2.00	203,561	104,689	-48.57
KOREA, REPUBLIC OF	5,714,025	7,954,877	39.22	2,706,794	3,253,626	20.20
TAIWAN	5,109,005	6,511,168	27.44	1,467,687	2,082,404	41.88
CHINA	73,123	151,952	107.80	115,925	389,880	236.32
MACAU	0	449	--	0	4,485	--
PAPUA NEW GUINEA	0	98,964	--	0	26,226	--
THAILAND	4,905,580	5,126,967	4.51	1,261,360	1,486,468	17.85
SINGAPORE	921,392	765,120	-16.96	734,111	697,560	-4.98
PHILIPPINES	1,297,145	1,047,270	-19.26	405,230	338,942	-16.36
MALAYSIA	7,659,236	8,772,673	14.54	1,400,873	1,608,331	14.81
MYANMAR (FORM. BURMA)	285,728	259,900	-9.04	38,582	36,361	-5.76
CAMBODIA	209,948	310,507	47.90	41,109	72,039	75.24
BRUNEI DARUSSALAM	151,045	368,330	143.85	55,693	68,821	23.57
LAO PEOPLE'S DEMOCRATIC REPUBLI	86,601	245	-99.72	30,141	1,454	-95.18
VIET NAM	243,806	71,934	-70.50	60,761	42,166	-30.60
MALDIVES	24,685	135,276	448.01	40,787	60,601	48.58
INDIA	269,026	192,605	-28.41	281,488	534,713	89.96
PAKISTAN	1,733,120	2,487,779	43.54	291,715	474,354	62.61
BANGLADESH	83,810	16,847	-79.90	80,780	69,698	-13.72
SRI LANKA	1,910,565	1,441,514	-24.55	396,593	300,028	-24.35
IRAN (ISLAMIC REPUBLIC OF)	187	8	-95.72	1,288	9	-99.30
SAUDI ARABIA	5,693,318	6,420,148	12.77	854,646	1,057,957	23.79
KUWAIT	1,891	553,829	29,187.63	3,966	97,318	2,353.81
JORDAN	22,981	228,712	895.22	7,078	32,792	363.29
LEBANON	0	296	--	0	72	--
YEMEN	23,470	272,238	1,059.94	6,496	63,329	874.89
OMAN	15	990	6,500.00	438	13,312	2,939.27
TURKEY	1,392,045	1,230,122	-11.63	548,174	731,969	33.53
UNITED ARAB EMIRATES	542,572	953,392	75.72	506,661	654,149	29.11
QATAR	285,946	631,555	120.87	156,310	141,725	-9.33
BAHRAIN	321,335	94,068	-70.73	80,689	24,399	-69.76
CYPRUS	9,138	46,425	408.04	2,234	13,078	485.41
EGYPT	274,038	38,100	-86.10	165,493	47,437	-71.34
MOROCCO	2,596	0	-100.00	4,626	0	-100.00
TUNISIA	3,417	1,505	-55.96	4,511	4,002	-11.28
SUDAN	1,100	0	-100.00	250	0	-100.00
TANZANIA, UNITED REPUBLIC OF	156	0	-100.00	601	0	-100.00
KENYA	25,920	0	-100.00	4,259	0	-100.00

TABEL 5. PERKEMBANGAN EKSPOR INDONESIA MENURUT KOMODITI DAN NEGARA TUJUAN

JENIS BARANG	BERAT BERSIH (KG)		PERUB	NILAI FOB (US \$)		PERUB
	JAN-FEB 2006	JAN-FEB 2007	%	JAN-FEB 2006	JAN-FEB 2007	%
(1)	(2)	(3)	(4)	(5)	(6)	(7)
REUNION	277,012	174,469	-37.02	52,899	48,837	-7.68
MOZAMBIQUE	42,122	4,641	-88.98	7,493	10,057	34.22
BOTSWANA	0	20,160	--	0	3,110	--
GUINEA	265	0	-100.00	721	0	-100.00
ANGOLA	0	576,783	--	0	134,069	--
CONGO	0	154	--	0	100	--
NIGERIA	116,848	0	-100.00	43,255	0	-100.00
GABON	0	48	--	0	45	--
COTE D'IVOIRE	0	69	--	0	72	--
SENEGAL	3,802	0	-100.00	4,290	0	-100.00
SEYCHELLES	632	2,664	321.52	2,183	3,704	69.67
UGANDA	183	569	210.93	4	975	24,275.00
SOUTH AFRICA	1,518,456	1,382,238	-8.97	1,575,815	3,314,849	110.36
MAURITIUS	644,324	637,481	-1.06	116,719	127,676	9.39
AUSTRALIA	6,484,628	6,424,654	-0.92	2,430,883	2,656,588	9.28
NEW ZEALAND	404,234	258,084	-36.15	239,890	132,347	-44.83
GUAM	46,599	6,786	-85.44	19,767	7,137	-63.89
NEW CALEDONIA	1,601	1,595	-0.37	2,165	1,558	-28.04
NORTHERN MARIANA ISLANDS	1	0	-100.00	7	0	-100.00
SAINT VINCENT AND THE GRENADINES	80	0	-100.00	777	0	-100.00
VANUATU	143,015	58,947	-58.78	50,110	31,570	-37.00
WALLIS AND FUTUNA ISLANDS	0	292	--	0	564	--
COOK ISLANDS	17,766	379	-97.87	4,641	534	-88.49
FIJI	291,958	66,002	-77.39	77,974	23,618	-69.71
MARSHALL ISLANDS	3,758	0	-100.00	708	0	-100.00
SAMOA	0	19,160	--	0	4,584	--
TONGA	18,531	0	-100.00	5,477	0	-100.00
EAST TIMOR	172,779	2,990	-98.27	25,620	3,501	-86.33
UNITED STATES	26,096,062	11,766,947	-54.91	13,961,110	8,176,412	-41.43
CANADA	2,272,220	1,191,022	-47.58	1,072,629	773,349	-27.90
MEXICO	125,923	29,900	-76.26	177,652	95,114	-46.46
GUATEMALA	46,620	46,836	0.46	8,658	11,524	33.10
PANAMA	628	3,867	515.76	308	3,627	1,077.60
CHILE	164,820	47,102	-71.42	54,911	17,514	-68.10
VENEZUELA	7,396	0	-100.00	15,057	0	-100.00
ARGENTINA	9,651	27,998	190.10	9,087	16,963	86.67
BRAZIL	742	804	8.36	1,427	1,289	-9.67
COLOMBIA	2,766	43,084	1,457.63	2,351	66,833	2,742.75
ECUADOR	24,147	0	-100.00	6,670	0	-100.00
PERU	23,729	0	-100.00	7,808	0	-100.00
TRINIDAD AND TOBAGO	49,110	0	-100.00	16,152	0	-100.00
BAHAMAS	4,314	2,732	-36.67	41,812	16,165	-61.34
JAMAICA	328,836	74,884	-77.23	66,147	18,400	-72.18
PUERTO RICO	195,797	96,519	-50.70	89,255	30,450	-65.88
BELIZE	35	0	-100.00	209	0	-100.00
DOMINICAN REPUBLIC	141	4,920	3,389.36	159	3,414	2,047.17
EL SALVADOR	171	0	-100.00	350	0	-100.00
COSTA RICA	1,891	1,971	4.23	1,181	1,272	7.71
BARBADOS	11	0	-100.00	10	0	-100.00
ARUBA	7,574	41	-99.46	14,826	66	-99.55
BERMUDA	223	196	-12.11	1,558	1,747	12.13
CAYMAN ISLANDS	0	29	--	0	8	--
FRENCH GUIANA	0	706	--	0	1,379	--
FRENCH POLYNESIA	15,581	3,887	-75.05	36,838	4,958	-86.54
GRENADA	25,212	500	-98.02	6,258	52	-99.17
MARTINIQUE	244	0	-100.00	806	0	-100.00
NETHERLANDS ANTILLES	154	175	13.64	260	503	93.46
NORFOLK ISLANDS	509	0	-100.00	706	0	-100.00
TURKS AND CAICOS ISLANDS	4,469	0	-100.00	1,283	0	-100.00
GUADELOUPE	798	641	-19.67	1,403	1,348	-3.92
UNITED KINGDOM	932,314	1,140,980	22.38	1,605,212	1,889,276	17.70
NETHERLANDS	422,635	405,769	-3.99	282,149	289,355	2.55
FRANCE	207,466	372,858	79.72	463,276	794,634	71.52
GERMANY, FED. REP. OF	296,348	103,522	-65.07	306,581	336,383	9.72
AUSTRIA	712	2,145	201.26	9,083	3,718	-59.07
BELGIUM	372,412	873,785	134.63	632,756	477,989	-24.46
SWITZERLAND	28,127	91,250	224.42	75,875	71,466	-5.81
DENMARK	25,395	21,660	-14.71	11,904	26,327	121.16
NORWAY	485,639	753,131	55.08	177,303	174,339	-1.67
SWEDEN	233,546	406,528	74.07	86,998	146,936	68.90
FINLAND	45,992	26,285	-42.85	330,825	237,995	-28.06
IRELAND	70,159	123,543	76.09	117,854	182,232	54.63
ITALY	2,489,066	2,092,457	-15.93	1,836,137	1,506,606	-17.95
SPAIN	195,580	477,259	144.02	343,397	667,112	94.27
PORTUGAL	1,284	1,618	26.01	1,297	2,080	60.37
GREECE	281,774	836,181	196.76	99,837	177,671	77.96
HUNGARY	2,876	1,809	-37.10	4,382	2,886	-34.14
POLAND	8,077	3,032	-62.46	7,387	3,343	-54.74

TABEL 5. PERKEMBANGAN EKSPOR INDONESIA MENURUT KOMODITI DAN NEGARA TUJUAN

JENIS BARANG	BERAT BERSIH (KG)		PERUB	NILAI FOB (US \$)		PERUB
	JAN-FEB 2006	JAN-FEB 2007	%	JAN-FEB 2006	JAN-FEB 2007	%
(1)	(2)	(3)	(4)	(5)	(6)	(7)
ROMANIA	2,117	1,830	-13.56	2,250	3,600	60.00
BULGARIA	1,041	554	-46.78	737	5,742	679.10
YUGOSLAVIA	21,099	0	-100.00	4,353	0	-100.00
KAZAKHSTAN	3	0	-100.00	67	0	-100.00
UKRAINE	1,093,420	178,311	-83.69	371,930	86,549	-76.73
LATVIA	11,165	0	-100.00	24,020	0	-100.00
ESTONIA	28,922	0	-100.00	4,581	0	-100.00
CROATIA	48	5,027	10,372.92	318	26,287	8,166.35
MALTA	20,852	85,739	311.18	6,645	17,236	159.38
SLOVAKIA	153,824	2	-100.00	57,011	38	-99.93
SLOVENIA	6,447	19	-99.71	25,778	11	-99.96
CZECH REPUBLIC	1,675	0	-100.00	861	0	-100.00
RUSSIA FEDERATION	506,045	335,797	-33.64	205,049	188,219	-8.21
-EMAS BATANGAN	7,640	6,370	-16.62	103,503,599	128,022,236	23.69
JAPAN	1,234	0	-100.00	189,729	0	-100.00
HONG KONG	0	208	--	0	4,419,750	--
SINGAPORE	2,425	3,427	41.32	41,529,127	71,434,671	72.01
MALAYSIA	572	203	-64.51	10,311,384	4,258,257	-58.70
AUSTRALIA	2,267	2,363	4.23	39,518,725	44,352,588	12.23
SWITZERLAND	1,142	169	-85.20	11,954,634	3,556,970	-70.25
-PESAWAT UDARA DAN BAGIANNYA	1,196,100	591,038	-50.59	61,853,705	27,107,654	-56.17
JAPAN	1,414	4,351	207.71	421,872	1,259,223	198.48
HONG KONG	1,230	23	-98.13	284,293	4,840	-98.30
KOREA, REPUBLIC OF	102	1,062	941.18	156,717	112,307	-28.34
TAIWAN	3	560	18,566.67	100	1,500	1,400.00
CHINA	8,754	7,441	-15.00	1,016,604	738,646	-27.34
PAPUA NEW GUINEA	1,280	0	-100.00	50,000	0	-100.00
THAILAND	25,742	6,066	-76.44	657,955	98,628	-85.01
SINGAPORE	15,992	42,432	165.33	1,451,218	3,397,174	134.09
PHILIPPINES	46	154	234.78	1,238	2,127	71.81
MALAYSIA	90,567	25,042	-72.35	38,739,526	4,073,492	-89.48
CAMBODIA	0	304	--	0	3,000	--
BRUNEI DARUSSALAM	151	5	-96.69	28,431	6,395	-77.51
INDIA	7,600	0	-100.00	500,000	0	-100.00
PAKISTAN	675	162	-76.00	49,877	620,489	1,144.04
BANGLADESH	0	69	--	0	200	--
SRI LANKA	45	1	-97.78	100	344	244.00
SAUDI ARABIA	0	576	--	0	473	--
JORDAN	125	0	-100.00	5,000	0	-100.00
OMAN	0	10	--	0	9,358	--
TURKEY	11	141	1,181.82	118,317	18,192	-84.62
UNITED ARAB EMIRATES	137,293	156,514	14.00	811,902	1,049,703	29.29
LIBYAN ARAB JAMAHIRIYA	150,000	0	-100.00	2,000,000	0	-100.00
MADAGASCAR	0	3,695	--	0	1,856	--
KENYA	51	0	-100.00	2,500	0	-100.00
REUNION	0	832	--	0	4,518	--
CENTRAL AFRICAN REPUBLIC	0	42	--	0	2,000	--
SOUTH AFRICA	100,000	3,177	-96.82	1,000,000	16,333	-98.37
AUSTRALIA	216,102	14,119	-93.47	1,883,014	1,005,408	-46.61
NEW ZEALAND	25	3,451	13,704.00	371	1,031,348	277,891.37
UNITED STATES	249,835	13,686	-94.52	3,994,776	1,461,451	-63.42
CANADA	184	25	-86.41	54,800	9,050	-83.49
UNITED KINGDOM	152,988	228,860	49.59	4,930,388	4,806,577	-2.51
NETHERLANDS	2,259	3,023	33.82	81,684	94,090	15.19
FRANCE	8,155	31,686	288.55	839,883	517,051	-38.44
GERMANY, FED. REP. OF	18,622	25,010	34.30	1,707,180	3,073,131	80.01
BELGIUM	0	7,863	--	0	39,415	--
SWITZERLAND	1,197	1,379	15.20	25,370	128,983	408.41
DENMARK	216	572	164.81	20,146	44,577	121.27
NORWAY	4,500	3,750	-16.67	500,000	500,000	0.00
IRELAND	0	63	--	0	38,000	--
ITALY	466	52	-88.84	21,291	37,898	78.00
SPAIN	470	740	57.45	499,152	499,877	0.15
RUSSIA FEDERATION	0	4,100	--	0	2,400,000	--
-KAPAL LAUT DAN SEJENISNYA	47,940,099	39,926,882	-16.72	38,221,201	130,358,648	241.06
JAPAN	13,000	638,000	4,807.69	25,479	3,184,455	12,398.35
KOREA, REPUBLIC OF	0	2,580	--	0	63,600	--
CHINA	16,738,000	0	-100.00	2,500,000	0	-100.00
THAILAND	4,852,956	22,644	-99.53	3,576,003	10,300	-99.71
SINGAPORE	21,998,120	21,343,529	-2.98	27,702,249	39,201,457	41.51
MALAYSIA	51,451	2,800,302	5,342.66	218,980	955,720	336.44
INDIA	398,660	676,453	69.68	1,316,779	7,019,800	433.10
SAUDI ARABIA	3,930	4,151,518	105,536.59	11,640	1,780,549	15,196.81
KUWAIT	984	0	-100.00	29,700	0	-100.00
UNITED ARAB EMIRATES	2,919,219	11	-100.00	2,575,219	1,400	-99.95

TABEL 5. PERKEMBANGAN EKSPOR INDONESIA MENURUT KOMODITI DAN NEGARA TUJUAN

JENIS BARANG	BERAT BERSIH (KG)		PERUB	NILAI FOB (US \$)		PERUB
	JAN-FEB 2006	JAN-FEB 2007	%	JAN-FEB 2006	JAN-FEB 2007	%
(1)	(2)	(3)	(4)	(5)	(6)	(7)
MAURITIUS	5,301	0	-100.00	5,721	0	-100.00
AUSTRALIA	3,000	4,267,845	142,161.50	300	61,741,367	20,580,355.67
UNITED KINGDOM	104	0	-100.00	1,000	0	-100.00
NETHERLANDS	22,000	0	-100.00	78,822	0	-100.00
FRANCE	1,950	0	-100.00	27,000	0	-100.00
FINLAND	424	0	-100.00	217	0	-100.00
ITALY	0	6,024,000	--	0	16,400,000	--
BULGARIA	931,000	0	-100.00	152,092	0	-100.00
-PERLENGKAPAN OLAHRAGA DAN MA	4,178,386	4,046,972	-3.15	26,508,167	30,990,590	16.91
JAPAN	195,152	196,648	0.77	3,154,987	4,040,560	28.07
HONG KONG	42,607	28,742	-32.54	218,517	280,413	28.33
KOREA, REPUBLIC OF	105,562	40,979	-61.18	269,634	251,266	-6.81
TAIWAN	2,694	636	-76.39	16,013	3,986	-75.11
CHINA	99,806	106,531	6.74	747,986	781,449	4.47
THAILAND	6,906	8,826	27.80	43,696	31,493	-27.93
SINGAPORE	22,117	136,432	516.86	264,941	2,411,370	810.15
PHILIPPINES	72,723	39,166	-46.14	64,892	34,659	-46.59
MALAYSIA	38,897	81,051	108.37	221,958	345,029	55.45
CAMBODIA	7,720	0	-100.00	8,576	0	-100.00
BRUNEI DARUSSALAM	656	0	-100.00	1,761	0	-100.00
VIET NAM	292	4,647	1,491.44	2,099	48,441	2,207.81
MALDIVES	991	0	-100.00	1,423	0	-100.00
INDIA	29,041	16,928	-41.71	197,219	108,046	-45.22
PAKISTAN	45,083	49,626	10.08	122,827	100,929	-17.83
SRI LANKA	28,807	19,839	-31.13	23,289	14,590	-37.35
SAUDI ARABIA	139	9,429	6,683.45	1,251	9,492	658.75
KUWAIT	396	1,876	373.74	3,020	16,123	433.87
JORDAN	763	0	-100.00	789	0	-100.00
LEBANON	9,551	19,735	106.63	20,497	29,644	44.63
YEMEN	78	0	-100.00	118	0	-100.00
TURKEY	339	313	-7.67	2,409	1,543	-35.95
UNITED ARAB EMIRATES	18,166	6,514	-64.14	88,436	46,941	-46.92
QATAR	0	9	--	0	80	--
BAHRAIN	43	9	-79.07	184	80	-56.52
CYPRUS	235	0	-100.00	1,175	0	-100.00
EGYPT	0	6,926	--	0	76,163	--
MOROCCO	3,737	0	-100.00	28,560	0	-100.00
TUNISIA	436	0	-100.00	2,489	0	-100.00
ALGERIA	0	10,311	--	0	10,486	--
SUDAN	2,758	15,650	467.44	17,910	28,684	60.16
CAMEROON	52	0	-100.00	1,042	0	-100.00
NIGERIA	2,850	0	-100.00	3,312	0	-100.00
BENIN	0	6,623	--	0	37,680	--
SOUTH AFRICA	1,977	2,984	50.94	13,837	17,648	27.54
AUSTRALIA	89,276	103,131	15.52	331,483	694,257	109.44
NEW ZEALAND	12,761	18,431	44.43	71,230	90,474	27.02
GUAM	20	11,008	54,940.00	615	8,000	1,200.81
NEW CALEDONIA	0	465	--	0	588	--
FIJI	823	535	-34.99	358	1,337	273.46
EAST TIMOR	3,068	48	-98.44	5,029	28	-99.44
UNITED STATES	885,461	1,066,462	20.44	6,174,045	7,484,371	21.22
CANADA	42,747	58,853	37.68	328,920	453,463	37.86
MEXICO	165,890	239,883	44.60	1,139,533	1,360,903	19.43
GUATEMALA	0	35	--	0	34	--
PANAMA	0	2,040	--	0	20,100	--
CHILE	38,190	39,837	4.31	241,840	249,799	3.29
VENEZUELA	13,688	24,200	76.80	92,926	150,491	61.95
ARGENTINA	42,155	58,627	39.07	291,403	339,149	16.38
BRAZIL	84,127	150,822	79.28	657,456	984,677	49.77
COLOMBIA	7,653	13,779	80.05	53,086	87,086	64.05
BOLIVIA	0	877	--	0	3,276	--
ECUADOR	8,726	0	-100.00	18,858	0	-100.00
PERU	6,035	7,005	16.07	50,382	37,470	-25.63
EL SALVADOR	7,192	0	-100.00	79,269	0	-100.00
UNITED KINGDOM	200,647	225,777	12.52	1,297,784	1,927,812	48.55
NETHERLANDS	234,641	179,248	-23.61	1,422,945	1,203,356	-15.43
FRANCE	195,096	216,170	10.80	1,268,686	1,267,827	-0.07
GERMANY, FED. REP. OF	892,759	224,098	-74.90	4,248,980	2,220,516	-47.74
AUSTRIA	10,863	18,798	73.05	96,150	129,461	34.64
BELGIUM	40,910	98,066	139.71	315,775	546,142	72.95
SWITZERLAND	12,103	12,462	2.97	74,263	68,384	-7.92
DENMARK	34,121	3,819	-88.81	105,272	25,530	-75.75
NORWAY	17,898	32,563	81.94	60,043	128,665	114.29
SWEDEN	81,167	34,013	-58.10	203,435	154,197	-24.20
FINLAND	5,042	15,500	207.42	11,693	5,670	-51.51
IRELAND	0	6,340	--	0	51,007	--
ITALY	95,142	90,103	-5.30	739,791	507,051	-31.46

TABEL 5. PERKEMBANGAN EKSPOR INDONESIA MENURUT KOMODITI DAN NEGARA TUJUAN

JENIS BARANG	BERAT BERSIH (KG)		PERUB	NILAI FOB (US \$)		PERUB
	JAN-FEB 2006	JAN-FEB 2007	%	JAN-FEB 2006	JAN-FEB 2007	%
	(1)	(2)	(3)	(4)	(5)	(6)
SPAIN	9,101	33,900	272.49	110,598	256,989	132.36
GREECE	10,119	17,120	69.19	30,548	93,520	206.14
HUNGARY	24,888	12,394	-50.20	129,434	69,896	-46.00
POLAND	4,033	3,859	-4.31	29,414	38,148	29.69
BELARUS	0	7,728	--	0	20,104	--
UKRAINE	11,154	5,315	-52.35	113,642	57,859	-49.09
CROATIA	19,226	19,569	1.78	40,800	44,371	8.75
SLOVENIA	3,872	4,229	9.22	9,192	10,252	11.53
CZECH REPUBLIC	73,809	108,497	47.00	515,562	816,187	58.31
RUSSIA FEDERATION	53,409	70,936	32.82	602,880	655,348	8.70
-PENA DAN PENSIL	1,354,589	1,378,344	1.75	8,611,291	9,350,342	8.58
JAPAN	60,046	100,826	67.91	637,927	1,137,601	78.33
HONG KONG	3,540	7,349	107.60	36,134	66,635	84.41
KOREA, REPUBLIC OF	7,102	5,552	-21.82	68,299	52,588	-23.00
TAIWAN	8,169	7,760	-5.01	50,852	61,867	21.66
CHINA	7,891	13,410	69.94	58,117	110,381	89.93
PAPUA NEW GUINEA	82	0	-100.00	659	0	-100.00
THAILAND	60,686	23,258	-61.67	467,477	229,222	-50.97
SINGAPORE	11,279	35,382	213.70	93,312	218,825	134.51
PHILIPPINES	5,282	28,151	432.96	30,112	164,442	446.10
MALAYSIA	43,205	41,006	-5.09	417,633	401,150	-3.95
VIET NAM	0	1,357	--	0	6,767	--
MALDIVES	3,191	455	-85.74	25,278	1,312	-94.81
INDIA	948	858	-9.49	12,167	8,296	-31.82
BANGLADESH	4,746	4,294	-9.52	38,697	46,878	21.14
IRAN (ISLAMIC REPUBLIC OF)	8,577	0	-100.00	55,862	0	-100.00
SAUDI ARABIA	2,710	1,360	-49.82	13,750	9,344	-32.04
KUWAIT	0	360	--	0	1,219	--
JORDAN	612	0	-100.00	3,499	0	-100.00
LEBANON	4,041	0	-100.00	22,747	0	-100.00
YEMEN	0	14,949	--	0	12,512	--
TURKEY	17,773	5,207	-70.70	116,627	39,077	-66.49
UNITED ARAB EMIRATES	8,264	6,458	-21.85	89,587	53,213	-40.60
EGYPT	33,420	0	-100.00	157,800	0	-100.00
SOUTH AFRICA	0	13,968	--	0	37,597	--
AUSTRALIA	68,055	42,373	-37.74	353,663	253,988	-28.18
NEW ZEALAND	3,873	9,169	136.74	33,357	89,079	167.05
EAST TIMOR	0	2	--	0	7	--
UNITED STATES	657,794	551,540	-16.15	3,349,207	2,930,002	-12.52
CANADA	1,531	4,192	173.81	29,213	92,144	215.42
MEXICO	74,409	178,095	139.35	454,579	1,156,577	154.43
VENEZUELA	48,354	0	-100.00	257,444	0	-100.00
COLOMBIA	18,794	82,651	339.77	93,980	499,545	431.54
ECUADOR	0	8,595	--	0	53,785	--
PUERTO RICO	0	8,024	--	0	56,391	--
UNITED KINGDOM	58,191	55,549	-4.54	554,284	528,166	-4.71
NETHERLANDS	0	76	--	0	1,485	--
FRANCE	32,022	9,725	-69.63	153,239	66,581	-56.55
GERMANY, FED. REP. OF	68,619	54,179	-21.04	614,919	397,864	-35.30
DENMARK	6,943	0	-100.00	50,745	0	-100.00
NORWAY	3,381	1,712	-49.36	42,120	19,850	-52.87
SWEDEN	8,996	13,185	46.57	112,394	131,441	16.95
IRELAND	0	15,209	--	0	203,644	--
ITALY	4,947	3,525	-28.74	56,635	54,854	-3.14
SPAIN	6,822	26,666	290.88	57,162	143,209	150.53
PORTUGAL	0	1	--	0	2	--
CZECHOSLOVAKIA	0	117	--	0	1,040	--
CZECH REPUBLIC	294	1,799	511.90	1,814	11,762	548.40
-BATU SEMI PERMATA	300	12,862	4,187.33	2,000	241,812	11,990.60
JAPAN	0	12	--	0	141,171	--
HONG KONG	0	4	--	0	24,800	--
THAILAND	0	4	--	0	16	--
AUSTRALIA	0	5	--	0	38	--
UNITED STATES	300	12,279	3,993.00	2,000	72,409	3,520.45
SAINT KITTS AND NEVIS	0	29	--	0	404	--
AUSTRIA	0	174	--	0	942	--
BELGIUM	0	2	--	0	155	--
NORWAY	0	2	--	0	78	--
GREECE	0	351	--	0	1,799	--
-KOPER, TAS, DOMPET PLASTIK/TEKS	1,415,075	1,256,331	-11.22	8,407,644	7,723,895	-8.13
JAPAN	126,278	119,257	-5.56	910,687	749,731	-17.67
HONG KONG	12,340	24,563	99.05	218,214	254,288	16.53
KOREA, REPUBLIC OF	509	29,977	5,789.39	2,002	5,555	177.47
TAIWAN	11,754	7,977	-32.13	36,683	18,871	-48.56
CHINA	16,760	8,928	-46.73	32,378	31,428	-2.93

TABEL 5. PERKEMBANGAN EKSPOR INDONESIA MENURUT KOMODITI DAN NEGARA TUJUAN

JENIS BARANG	BERAT BERSIH (KG)		PERUB	NILAI FOB (US \$)		PERUB
	JAN-FEB 2006	JAN-FEB 2007	%	JAN-FEB 2006	JAN-FEB 2007	%
(1)	(2)	(3)	(4)	(5)	(6)	(7)
PAPUA NEW GUINEA	107	1,449	1,254.21	864	9,825	1,037.15
THAILAND	13,860	19,362	39.70	16,585	31,622	90.67
SINGAPORE	10,427	15,310	46.83	151,273	118,202	-21.86
PHILIPPINES	1,055	2,445	131.75	4,526	13,924	207.64
MALAYSIA	25,884	13,382	-48.30	57,140	23,421	-59.01
BRUNEI DARUSSALAM	1,464	0	-100.00	2,132	0	-100.00
VIET NAM	92	76	-17.39	80	103	28.75
MALDIVES	1,136	644	-43.31	6,670	789	-88.17
INDIA	38,320	17,582	-54.12	139,691	79,202	-43.30
PAKISTAN	3,873	0	-100.00	18,760	0	-100.00
BANGLADESH	6,974	24,348	249.13	17,015	62,475	267.18
SAUDI ARABIA	7,807	7,674	-1.70	21,750	53,597	146.42
KUWAIT	0	115	--	0	49,000	--
LEBANON	0	1,690	--	0	6,240	--
TURKEY	24	0	-100.00	130	0	-100.00
UNITED ARAB EMIRATES	78,952	65,568	-16.95	322,441	318,771	-1.14
CYPRUS	66	0	-100.00	195	0	-100.00
EGYPT	5	178	3,460.00	23	926	3,926.09
TUNISIA	0	36	--	0	222	--
ALGERIA	50	0	-100.00	346	0	-100.00
MADAGASCAR	697	0	-100.00	542	0	-100.00
KENYA	495	0	-100.00	3,480	0	-100.00
REUNION	106	270	154.72	136	199	46.32
MOZAMBIQUE	139	0	-100.00	525	0	-100.00
ANGOLA	1,880	0	-100.00	7,476	0	-100.00
NIGERIA	71	0	-100.00	888	0	-100.00
U.S. VIRGIN ISLANDS	0	25	--	0	34	--
SEYCHELLES	6	8	33.33	868	38	-95.62
SOUTH AFRICA	5,578	8,495	52.29	11,257	15,932	41.53
MAURITIUS	1	0	-100.00	330	0	-100.00
AUSTRALIA	15,812	13,506	-14.58	103,523	47,720	-53.90
NEW ZEALAND	2,905	3,620	24.61	16,001	9,065	-43.35
MICRONESIA, FEDERATED STATES OF GUAM	97	0	-100.00	386	0	-100.00
NEW CALEDONIA	72	138	91.67	775	3,612	366.06
NORTHERN MARIANA ISLANDS	4,211	1,411	-66.49	4,810	3,753	-21.98
VANUATU	12	0	-100.00	686	0	-100.00
COOK ISLANDS	4	1	-75.00	83	13	-84.34
FIJI	274	1,152	320.44	204	4,567	2,138.73
UNITED STATES	85	76	-10.59	925	313	-66.16
CANADA	451,556	285,117	-36.86	2,794,117	2,299,768	-17.69
MEXICO	2,424	18,582	666.58	8,785	70,366	700.98
PANAMA	10,898	6,820	-37.42	40,125	43,370	8.09
CHILE	4,802	15,875	230.59	7,241	30,825	325.70
VENEZUELA	1,821	0	-100.00	5,006	0	-100.00
ARGENTINA	49	0	-100.00	701	0	-100.00
BRAZIL	6,130	0	-100.00	15,750	0	-100.00
COLOMBIA	5,981	14,027	134.53	10,464	28,198	169.48
URUGUAY	19	0	-100.00	282	0	-100.00
ECUADOR	1,840	0	-100.00	3,635	0	-100.00
PERU	2,858	927	-67.56	4,851	1,412	-70.89
TRINIDAD AND TOBAGO	10	0	-100.00	273	0	-100.00
BAHAMAS	14	0	-100.00	396	0	-100.00
JAMAICA	1,869	1,617	-13.48	5,668	2,186	-61.43
PUERTO RICO	0	310	--	0	728	--
BELIZE	702	17	-97.58	8,584	480	-94.41
DOMINICAN REPUBLIC	0	16	--	0	22	--
EL SALVADOR	0	198	--	0	240	--
COSTA RICA	1	0	-100.00	15	0	-100.00
BARBADOS	1	1,067	106,600.00	90	1,518	1,586.67
BERMUDA	10	1,988	19,780.00	120	2,607	2,072.50
FRENCH POLYNESIA	51	230	350.98	361	2,052	468.42
MARTINIQUE	247	2,823	1,042.91	554	5,853	956.50
NETHERLANDS ANTILLES	101	11	-89.11	1,806	176	-90.25
GUADELOUPE	184	13	-92.93	2,617	98	-96.26
SAINT KITTS AND NEVIS	205	268	30.73	1,023	1,457	42.42
UNITED KINGDOM	0	12	--	0	177	--
NETHERLANDS	81,756	55,528	-32.08	364,697	204,749	-43.86
FRANCE	69,502	51,515	-25.88	916,375	1,011,460	10.38
GERMANY, FED. REP. OF	24,993	19,162	-23.33	374,875	88,997	-76.26
AUSTRIA	58,893	34,592	-41.26	312,022	199,355	-36.11
BELGIUM	5,040	4,469	-11.33	14,826	36,516	146.30
SWITZERLAND	141,703	180,547	27.41	365,572	604,102	65.25
DENMARK	1,352	3,665	171.08	7,764	20,793	167.81
NORWAY	21	13,600	64,661.90	47	14,033	29,757.45
SWEDEN	2,615	2,388	-8.68	74,780	42,128	-43.66
FINLAND	257	8,594	3,243.97	3,925	57,916	1,375.57
IRELAND	258	947	267.05	2,048	1,868	-8.79
	4,170	2,528	-39.38	6,390	4,518	-29.30

TABEL 5. PERKEMBANGAN EKSPOR INDONESIA MENURUT KOMODITI DAN NEGARA TUJUAN

JENIS BARANG	BERAT BERSIH (KG)		PERUB	NILAI FOB (US \$)		PERUB
	JAN-FEB 2006	JAN-FEB 2007	%	JAN-FEB 2006	JAN-FEB 2007	%
(1)	(2)	(3)	(4)	(5)	(6)	(7)
ITALY	82,985	102,236	23.20	675,167	777,677	15.18
SPAIN	51,339	32,623	-36.46	240,970	230,259	-4.44
PORTUGAL	1,396	1,118	-19.91	5,131	5,171	0.78
GREECE	3,778	2,047	-45.82	7,314	9,279	26.87
CZECHOSLOVAKIA	0	952	--	0	8,420	--
POLAND	1	31	3,000.00	8	595	7,337.50
BULGARIA	2,380	0	-100.00	6,740	0	-100.00
YUGOSLAVIA	0	608	--	0	1,088	--
ESTONIA	515	0	-100.00	900	0	-100.00
RUSSIA FEDERATION	166	0	-100.00	3,149	0	-100.00
-BARANG DARI LOGAM MULIA	360,373	56,081	-84.44	13,845,207	21,309,812	53.91
JAPAN	1,621	1,969	21.47	79,905	150,955	88.92
HONG KONG	188	2,366	1,158.51	42,116	342,140	712.38
KOREA, REPUBLIC OF	0	57	--	0	19,147	--
CHINA	66	0	-100.00	230	0	-100.00
THAILAND	5,992	473	-92.11	280,790	355,404	26.57
SINGAPORE	26,004	30,819	18.52	2,192,422	3,542,477	61.58
MALAYSIA	161	62	-61.49	8,822	958	-89.14
BRUNEI DARUSSALAM	21	0	-100.00	88	0	-100.00
VIET NAM	0	2	--	0	18	--
MALDIVES	9	78	766.67	163	8,086	4,860.74
INDIA	0	1	--	0	9	--
KUWAIT	294,368	0	-100.00	176,756	0	-100.00
TURKEY	221	450	103.62	60,090	193,584	222.16
UNITED ARAB EMIRATES	102	384	276.47	1,013,212	4,869,076	380.56
EGYPT	0	5	--	0	3,643	--
TANZANIA, UNITED REPUBLIC OF	456	0	-100.00	1,743	0	-100.00
REUNION	2	0	-100.00	1,588	0	-100.00
U.S. VIRGIN ISLANDS	32	0	-100.00	18,116	0	-100.00
SEYCHELLES	0	8	--	0	1,700	--
SOUTH AFRICA	4	0	-100.00	80	0	-100.00
AUSTRALIA	526	1,538	192.40	76,711	60,568	-21.04
NEW ZEALAND	310	55	-82.26	30,492	3,003	-90.15
PALAU	17	0	-100.00	109	0	-100.00
NEW CALEDONIA	0	103	--	0	69	--
NORTHERN MARIANA ISLANDS	4	0	-100.00	211	0	-100.00
FIJI	31	0	-100.00	12	0	-100.00
UNITED STATES	15,992	9,380	-41.35	8,870,213	10,741,355	21.09
CANADA	185	42	-77.30	27,443	12,557	-54.24
MEXICO	0	9	--	0	205	--
BRAZIL	0	55	--	0	3,246	--
BAHAMAS	27	0	-100.00	548	0	-100.00
PUERTO RICO	6	4	-33.33	2,147	3,391	57.94
BERMUDA	95	0	-100.00	670	0	-100.00
SAINT KITTS AND NEVIS	0	14	--	0	204	--
UNITED KINGDOM	3,188	890	-72.08	289,754	210,101	-27.49
NETHERLANDS	6,726	2,964	-55.93	44,619	148,983	233.90
FRANCE	603	1,610	167.00	28,375	6,271	-77.90
GERMANY, FED. REP. OF	1,062	446	-58.00	143,525	201,986	40.73
AUSTRIA	19	29	52.63	538	604	12.27
BELGIUM	289	23	-92.04	973	1,425	46.45
SWITZERLAND	291	48	-83.51	138,548	30,106	-78.27
DENMARK	32	14	-56.25	81,047	37,643	-53.55
NORWAY	59	120	103.39	24,111	60,767	152.03
SWEDEN	0	8	--	0	1,866	--
FINLAND	124	0	-100.00	873	0	-100.00
ITALY	503	739	46.92	122,642	177,238	44.52
SPAIN	821	1,304	58.83	60,355	118,892	96.99
PORTUGAL	146	0	-100.00	401	0	-100.00
GREECE	8	0	-100.00	1,836	0	-100.00
POLAND	22	0	-100.00	301	0	-100.00
RUSSIA FEDERATION	40	12	-70.00	22,632	2,135	-90.57
-PETI KEMAS	812,434	7,528,169	826.62	859,690	7,406,868	761.57
JAPAN	0	77,675	--	0	94,724	--
PAPUA NEW GUINEA	0	5,350	--	0	24,935	--
THAILAND	4,000	0	-100.00	281	0	-100.00
SINGAPORE	67,420	1,705,564	2,429.76	62,544	1,381,455	2,108.77
MALAYSIA	37,070	3,750	-89.88	174,700	3,300	-98.11
VIET NAM	0	9,600	--	0	14,774	--
UNITED ARAB EMIRATES	47,944	0	-100.00	141,165	0	-100.00
UNITED STATES	0	1,890,230	--	0	2,174,680	--
BARBADOS	656,000	1,390,000	111.89	481,000	1,020,000	112.06
BERMUDA	0	556,000	--	0	410,000	--
GERMANY, FED. REP. OF	0	1,890,000	--	0	2,283,000	--
-KOMPUTER DAN BAGIANNYA	15,398,428	7,967,317	-48.26	253,309,321	202,004,374	-20.25

TABEL 5. PERKEMBANGAN EKSPOR INDONESIA MENURUT KOMODITI DAN NEGARA TUJUAN

JENIS BARANG	BERAT BERSIH (KG)		PERUB	NILAI FOB (US \$)		PERUB
	JAN-FEB 2006	JAN-FEB 2007	%	JAN-FEB 2006	JAN-FEB 2007	%
(1)	(2)	(3)	(4)	(5)	(6)	(7)
JAPAN	1,432,544	510,674	-64.35	43,894,630	19,021,199	-56.67
HONG KONG	1,025,040	404,581	-60.53	19,448,625	2,609,808	-86.58
KOREA, REPUBLIC OF	463,777	109,008	-76.50	6,236,537	1,218,105	-80.47
TAIWAN	467,971	92,894	-80.15	11,759,025	1,479,040	-87.42
CHINA	1,073,328	676,442	-36.98	24,912,276	27,934,316	12.13
MACAU	0	99	--	0	2,073	--
THAILAND	849,558	107,225	-87.38	7,924,438	5,663,794	-28.53
SINGAPORE	1,429,332	1,412,887	-1.15	26,494,734	47,857,509	80.63
PHILIPPINES	138,377	100,771	-27.18	1,603,407	1,322,787	-17.50
MALAYSIA	140,255	355,669	153.59	1,520,111	7,890,982	419.11
VIET NAM	6,543	23,442	258.28	101,078	310,502	207.19
MALDIVES	0	100	--	0	600	--
INDIA	345,795	316,038	-8.61	4,446,191	5,692,268	28.03
PAKISTAN	7,871	432	-94.51	132,387	2,265	-98.29
BANGLADESH	1,990	104	-94.77	28,165	450	-98.40
SRI LANKA	593	6,462	989.71	11,225	28,733	155.97
IRAN (ISLAMIC REPUBLIC OF)	30,701	5,208	-83.04	641,678	491,561	-23.39
SAUDI ARABIA	11,356	3,466	-69.48	201,472	93,316	-53.68
KUWAIT	4	0	-100.00	6,831	0	-100.00
JORDAN	3,096	13,999	352.16	76,828	50,289	-34.54
YEMEN	0	5,263	--	0	167,863	--
SYRIA ARAB REPUBLIC	12,240	0	-100.00	43,641	0	-100.00
TURKEY	66,882	2,704	-95.96	386,223	99,835	-74.15
UNITED ARAB EMIRATES	229,892	239,120	4.01	2,636,024	3,925,426	48.91
EGYPT	25,055	76,263	204.38	322,422	1,943,248	502.70
TUNISIA	1,435	0	-100.00	28,617	0	-100.00
ALGERIA	5,100	7,746	51.88	17,100	211,804	1,138.62
ETHIOPIA	766	0	-100.00	7,850	0	-100.00
KENYA	0	500	--	0	2,500	--
NIGERIA	8,960	5,180	-42.19	22,500	6,330	-71.87
BENIN	9,600	0	-100.00	5,200	0	-100.00
UGANDA	0	1,100	--	0	5,500	--
SOUTH AFRICA	11,517	11,247	-2.34	365,275	245,075	-32.91
MALAWI	0	100	--	0	500	--
AUSTRALIA	209,110	65,182	-68.83	3,117,031	1,396,285	-55.20
NEW ZEALAND	226	0	-100.00	2,754	0	-100.00
SOLOMON ISLANDS	150	0	-100.00	450	0	-100.00
EAST TIMOR	8,202	16,925	106.35	4,131	276,926	6,603.61
UNITED STATES	1,982,886	772,230	-61.06	28,773,733	15,951,779	-44.56
CANADA	8,274	4,112	-50.30	127,838	141,530	10.71
MEXICO	270,407	191,097	-29.33	4,403,959	4,153,102	-5.70
PANAMA	9	0	-100.00	30	0	-100.00
CHILE	99,044	9,639	-90.27	1,250,540	82,328	-93.42
VENEZUELA	34,470	0	-100.00	430,270	0	-100.00
ARGENTINA	127,116	28,917	-77.25	1,676,243	246,984	-85.27
BRAZIL	288,935	510,041	76.52	2,637,361	7,659,292	190.42
COLOMBIA	34,539	16,810	-51.33	424,473	173,807	-59.05
URUGUAY	0	1,840	--	0	9,360	--
PERU	38,567	0	-100.00	465,512	0	-100.00
COSTA RICA	32,649	0	-100.00	409,776	0	-100.00
NETHERLANDS ANTILLES	0	33	--	0	6,780	--
UNITED KINGDOM	21,611	5,653	-73.84	895,900	88,606	-90.11
NETHERLANDS	3,374,570	1,223,575	-63.74	43,506,935	31,367,519	-27.90
FRANCE	72	1,048	1,355.56	1,990	23,376	1,074.67
GERMANY, FED. REP. OF	377,354	455,475	20.70	5,264,758	5,366,678	1.94
BELGIUM	0	6,729	--	0	131,981	--
SWITZERLAND	25	0	-100.00	2,372	0	-100.00
DENMARK	0	1	--	0	156	--
FINLAND	11,388	7,824	-31.30	181,053	121,594	-32.84
IRELAND	69,531	61,032	-12.22	1,749,842	3,521,477	101.25
ITALY	0	259	--	0	5,202	--
SPAIN	236	100	-57.63	9,903	8,660	-12.55
GREECE	488	0	-100.00	32,209	0	-100.00
HUNGARY	41,703	29,394	-29.52	770,606	1,628,977	111.39
POLAND	821	5,217	535.44	45,747	97,533	113.20
UKRAINE	0	1,332	--	0	24,372	--
UZBEKISTAN	4,938	0	-100.00	116,675	0	-100.00
SLOVAKIA	7,344	0	-100.00	106,034	0	-100.00
SLOVENIA	517,098	0	-100.00	3,081,186	0	-100.00
CZECH REPUBLIC	37,087	64,128	72.91	545,520	1,242,392	127.74
-KENDARAAN BERMOTOR RODA 2 DAI	632,201	634,887	0.42	4,974,699	4,792,633	-3.66
JAPAN	25,587	23,484	-8.22	322,893	276,608	-14.33
HONG KONG	0	85	--	0	835	--
KOREA, REPUBLIC OF	0	1,024	--	0	14,724	--
TAIWAN	739	456	-38.29	7,696	2,500	-67.52
CHINA	0	5,285	--	0	8,163	--
THAILAND	14,948	427	-97.14	311,818	4,575	-98.53

TABEL 5. PERKEMBANGAN EKSPOR INDONESIA MENURUT KOMODITI DAN NEGARA TUJUAN

JENIS BARANG	BERAT BERSIH (KG)		PERUB	NILAI FOB (US \$)		PERUB
	JAN-FEB 2006	JAN-FEB 2007	%	JAN-FEB 2006	JAN-FEB 2007	%
(1)	(2)	(3)	(4)	(5)	(6)	(7)
PHILIPPINES	244,374	256,620	5.01	1,848,296	2,003,664	8.41
MALAYSIA	89	2,579	2,797.75	1,059	19,528	1,744.00
VIET NAM	34,278	0	-100.00	391,100	0	-100.00
MALDIVES	0	2,880	--	0	24,144	--
INDIA	759	0	-100.00	10,966	0	-100.00
PAKISTAN	2,111	0	-100.00	17,935	0	-100.00
JORDAN	11,000	0	-100.00	75,000	0	-100.00
CYPRUS	200	0	-100.00	842	0	-100.00
ALGERIA	250	0	-100.00	650	0	-100.00
ANGOLA	10,853	0	-100.00	66,830	0	-100.00
GAMBIA	0	1,344	--	0	944	--
DJIBOUTI	0	7,200	--	0	46,740	--
AUSTRALIA	2,645	28,826	989.83	8,958	313,459	3,399.21
NEW ZEALAND	2,880	0	-100.00	21,000	0	-100.00
CHRISTMAS ISLANDS	40	0	-100.00	500	0	-100.00
EAST TIMOR	149	0	-100.00	22	0	-100.00
UNITED STATES	0	235	--	0	749	--
CANADA	0	235	--	0	1,200	--
MEXICO	0	28,800	--	0	243,564	--
GUATEMALA	5,760	0	-100.00	42,000	0	-100.00
HONDURAS	7,305	0	-100.00	44,861	0	-100.00
CHILE	0	11,520	--	0	96,624	--
VENEZUELA	240	0	-100.00	1,580	0	-100.00
BRAZIL	200	4,434	2,117.00	100	26,046	25,946.00
COLOMBIA	203,467	163,314	-19.73	1,408,157	1,035,583	-26.46
PARAGUAY	120	0	-100.00	750	0	-100.00
DOMINICAN REPUBLIC	49,920	62,760	25.72	322,460	397,480	23.26
EL SALVADOR	6,240	0	-100.00	42,100	0	-100.00
BERMUDA	2,880	0	-100.00	21,000	0	-100.00
UNITED KINGDOM	75	3,652	4,769.33	450	1,980	340.00
NETHERLANDS	0	2,545	--	0	7,120	--
FRANCE	0	752	--	0	1,017	--
GERMANY, FED. REP. OF	250	290	16.00	1,250	3,242	159.36
BELGIUM	488	200	-59.02	806	332	-58.81
SWITZERLAND	0	500	--	0	3,226	--
FINLAND	4,256	0	-100.00	2,174	0	-100.00
ITALY	98	24,519	24,919.39	1,446	245,986	16,911.48
GREECE	0	921	--	0	12,600	--
-KENDARAAN BERMOTOR RODA 4 DAI	7,265,817	15,603,614	114.75	41,917,145	93,595,946	123.29
JAPAN	60,721	151,372	149.29	434,400	1,100,587	153.36
HONG KONG	0	3,600	--	0	46,000	--
CHINA	1,270	1,695	33.46	8,985	11,412	27.01
PAPUA NEW GUINEA	0	21	--	0	163	--
THAILAND	862,960	1,120,101	29.80	4,385,137	5,392,838	22.98
SINGAPORE	181,477	134,239	-26.03	1,004,238	250,444	-75.06
PHILIPPINES	1,267,172	2,557,270	101.81	6,701,204	12,986,391	93.79
MALAYSIA	810,826	2,594,454	219.98	4,386,317	13,864,890	216.09
MYANMAR (FORM. BURMA)	0	15,000	--	0	75,729	--
BRUNEI DARUSSALAM	456,830	349,176	-23.57	2,737,671	2,021,981	-26.14
NEPAL	0	5,051	--	0	26,832	--
VIET NAM	190,851	726,635	280.73	517,132	3,816,132	637.94
MALDIVES	0	69	--	0	262	--
PAKISTAN	283,208	254,000	-10.31	1,797,374	1,673,316	-6.90
BANGLADESH	0	14,139	--	0	79,376	--
SRI LANKA	0	34,968	--	0	178,245	--
SAUDI ARABIA	1,599,624	1,863,318	16.48	10,151,004	14,149,066	39.39
KUWAIT	55,643	160,806	189.00	489,591	1,160,241	136.98
LEBANON	28,620	164,106	473.40	248,354	1,487,919	499.11
YEMEN	0	52,198	--	0	251,210	--
OMAN	7,949	352,704	4,337.09	69,797	2,988,833	4,182.18
SYRIA ARAB REPUBLIC	38,227	74,719	95.46	273,689	465,261	70.00
UNITED ARAB EMIRATES	247,873	1,431,021	477.32	2,017,428	13,134,920	551.07
QATAR	49,828	155,282	211.64	304,398	1,362,261	347.53
BAHRAIN	33,387	81,457	143.98	295,342	709,077	140.09
EGYPT	0	235,132	--	0	1,314,180	--
LIBYAN ARAB JAMAHIRIYA	0	11,820	--	0	75,295	--
ALGERIA	1,270	0	-100.00	8,985	0	-100.00
ANGOLA	23,328	5,800	-75.14	126,868	28,908	-77.21
SOUTH AFRICA	0	1,994,510	--	0	9,603,257	--
MAURITIUS	0	5,516	--	0	51,000	--
AUSTRALIA	200,860	76,769	-61.78	1,366,081	452,591	-66.87
NEW ZEALAND	6,960	13,920	100.00	39,900	82,924	107.83
SAINT VINCENT AND THE GRENADINES	2,319	2,320	0.04	10,641	10,087	-5.21
AMERICAN SAMOA	0	3,610	--	0	30,886	--
FIJI	6,018	8,119	34.91	38,528	41,676	8.17
MARSHALL ISLANDS	3,544	0	-100.00	20,463	0	-100.00
SOLOMON ISLANDS	6,257	0	-100.00	9,699	0	-100.00

TABEL 5. PERKEMBANGAN EKSPOR INDONESIA MENURUT KOMODITI DAN NEGARA TUJUAN

JENIS BARANG	BERAT BERSIH (KG)		PERUB	NILAI FOB (US \$)		PERUB
	JAN-FEB 2006	JAN-FEB 2007	%	JAN-FEB 2006	JAN-FEB 2007	%
(1)	(2)	(3)	(4)	(5)	(6)	(7)
UNITED STATES	228,794	9,500	-95.85	1,294,800	6,600	-99.49
MEXICO	0	154,243	--	0	816,299	--
GUATEMALA	52,823	53,500	1.28	272,266	271,252	-0.37
HONDURAS	65,637	13,920	-78.79	306,076	65,047	-78.75
NICARAGUA	3,810	11,925	212.99	24,747	60,882	146.02
PANAMA	12,164	64,820	432.88	67,071	341,738	409.52
CHILE	239,879	215,658	-10.10	1,142,550	1,014,255	-11.23
VENEZUELA	0	3,470	--	0	93,389	--
BRAZIL	140	0	-100.00	2,727	0	-100.00
GUYANA	2,320	0	-100.00	10,906	0	-100.00
TRINIDAD AND TOBAGO	25,400	0	-100.00	166,408	0	-100.00
JAMAICA	24,996	0	-100.00	138,040	0	-100.00
PUERTO RICO	118,536	8,450	-92.87	684,622	46,030	-93.28
DOMINICAN REPUBLIC	0	48,050	--	0	260,378	--
BARBADOS	29,547	19,570	-33.77	172,181	109,969	-36.13
ANTIGUA AND BARBUDA	0	5,800	--	0	25,217	--
ARUBA	3,480	0	-100.00	16,673	0	-100.00
BERMUDA	2,320	7,620	228.45	9,973	48,706	388.38
DOMINICA	0	2,320	--	0	10,593	--
FRENCH POLYNESIA	11,029	6,105	-44.65	73,374	37,250	-49.23
GRENADA	0	6,040	--	0	31,969	--
NETHERLANDS ANTILLES	10,919	0	-100.00	59,514	0	-100.00
SAINT LUCIA	4,749	14,580	207.01	24,606	81,973	233.14
SAINT KITTS AND NEVIS	0	4,990	--	0	29,499	--
UNITED KINGDOM	1,500	10,187	579.13	5,885	45,400	671.45
NETHERLANDS	0	4,000	--	0	4,400	--
GERMANY, FED. REP. OF	752	1,507	100.40	1,500	34,910	2,227.33
IRELAND	0	259,040	--	0	1,220,000	--
CZECHOSLOVAKIA	0	23,402	--	0	16,000	--
-SUKU CADANG MESIN	15,325,564	17,440,665	13.80	111,755,411	157,679,196	41.09
JAPAN	4,406,695	4,732,754	7.40	12,534,033	10,028,735	-19.99
HONG KONG	62,799	22,202	-64.65	64,361	461,975	617.79
KOREA, REPUBLIC OF	660,207	969,360	46.83	653,563	951,518	45.59
TAIWAN	2,608	26,091	900.42	1,315	72,288	5,397.19
CHINA	1,169,790	582,697	-50.19	4,653,853	1,562,291	-66.43
PAPUA NEW GUINEA	3,514	3,291	-6.35	11,601	2,008	-82.69
THAILAND	2,137,439	3,624,721	69.58	3,795,234	5,668,383	49.36
SINGAPORE	2,512,851	3,550,776	41.30	56,489,775	109,324,875	93.53
PHILIPPINES	58,070	44,486	-23.39	247,569	137,273	-44.55
MALAYSIA	690,490	469,020	-32.07	17,235,117	9,930,911	-42.38
BRUNEI DARUSSALAM	10,204	407	-96.01	172,061	2,932	-98.30
VIET NAM	63,238	53,418	-15.53	292,058	371,960	27.36
MALDIVES	55	0	-100.00	700	0	-100.00
INDIA	13,075	152,933	1,069.66	55,340	480,515	768.30
PAKISTAN	7,975	0	-100.00	68,625	0	-100.00
BANGLADESH	149,491	0	-100.00	376,226	0	-100.00
IRAN (ISLAMIC REPUBLIC OF)	140,000	8,349	-94.04	346,290	109,589	-68.35
SAUDI ARABIA	11,854	29,382	147.87	79,264	129,446	63.31
JORDAN	4,900	0	-100.00	34,400	0	-100.00
YEMEN	770	0	-100.00	4,941	0	-100.00
SYRIA ARAB REPUBLIC	0	2,813	--	0	35,414	--
TURKEY	67,909	0	-100.00	200,144	0	-100.00
UNITED ARAB EMIRATES	626,541	17,560	-97.20	2,143,572	76,822	-96.42
QATAR	14,825	7,500	-49.41	162,270	170,427	5.03
LIBYAN ARAB JAMAHIRIYA	286	3,274	1,044.76	737	17,892	2,327.68
MOROCCO	0	251	--	0	3,171	--
TUNISIA	0	410	--	0	3,779	--
SUDAN	0	1,435	--	0	217,742	--
TANZANIA, UNITED REPUBLIC OF	315	0	-100.00	3,900	0	-100.00
MADAGASCAR	0	1,750	--	0	24,209	--
MOZAMBIQUE	340	0	-100.00	5,000	0	-100.00
BOTSWANA	105	0	-100.00	1,200	0	-100.00
GUINEA	7,100	0	-100.00	1,750	0	-100.00
NIGERIA	0	101,318	--	0	1,191,037	--
UGANDA	282	0	-100.00	3,700	0	-100.00
NIGER	1,190	0	-100.00	10,600	0	-100.00
SOUTH AFRICA	5,049	7,389	46.35	16,680	21,584	29.40
AUSTRALIA	85,756	201,204	134.62	505,709	1,511,604	198.91
NEW ZEALAND	1,950	3	-99.85	38,096	425	-98.88
NEW CALEDONIA	416	0	-100.00	2,500	0	-100.00
FIJI	62	0	-100.00	300	0	-100.00
UNITED STATES	601,099	672,237	11.83	3,464,127	6,478,363	87.01
CANADA	61,240	39,716	-35.15	125,275	83,817	-33.09
MEXICO	13,821	2,040	-85.24	1,041,910	729,616	-29.97
ARGENTINA	1,354	150	-88.92	55,488	13,627	-75.44
BRAZIL	20,530	285,397	1,290.15	51,047	798,979	1,465.18
URUGUAY	1,485	0	-100.00	6,260	0	-100.00

TABEL 5. PERKEMBANGAN EKSPOR INDONESIA MENURUT KOMODITI DAN NEGARA TUJUAN

JENIS BARANG	BERAT BERSIH (KG)		PERUB	NILAI FOB (US \$)		PERUB
	JAN-FEB 2006	JAN-FEB 2007	%	JAN-FEB 2006	JAN-FEB 2007	%
(1)	(2)	(3)	(4)	(5)	(6)	(7)
PERU	0	154	--	0	13,627	--
TRINIDAD AND TOBAGO	594,900	0	-100.00	2,903,042	0	-100.00
PUERTO RICO	0	133	--	0	14,960	--
NETHERLANDS ANTILLES	328	0	-100.00	42,929	0	-100.00
UNITED KINGDOM	861,527	1,565,729	81.74	2,392,384	3,343,054	39.74
NETHERLANDS	32,554	82,612	153.77	388,297	2,198,482	466.19
FRANCE	73,624	6,018	-91.83	179,335	583,311	225.26
GERMANY, FED. REP. OF	49,955	94,645	89.46	169,827	471,289	177.51
BELGIUM	348	63,294	18,087.93	10,221	173,925	1,601.64
IRELAND	29,176	13,404	-54.06	185,443	171,618	-7.46
ITALY	15,558	0	-100.00	44,961	0	-100.00
SPAIN	1,003	0	-100.00	12,009	0	-100.00
GREECE	0	2	--	0	159	--
HUNGARY	1,737	276	-84.11	3,250	92,436	2,744.18
ROMANIA	2,700	0	-100.00	450	0	-100.00
MALTA	435	0	-100.00	2,618	0	-100.00
SLOVAKIA	44,027	52	-99.88	462,494	1,568	-99.66
CZECH REPUBLIC	12	12	0.00	1,560	1,560	0.00
-SUKU CADANG KENDARAAN	28,578,052	24,732,212	-13.46	170,076,487	176,316,415	3.67
JAPAN	6,784,028	7,076,089	4.31	35,663,523	44,336,536	24.32
HONG KONG	20,165	10,481	-48.02	149,459	106,168	-28.97
KOREA, REPUBLIC OF	33,352	37,699	13.03	129,201	239,494	85.37
TAIWAN	480,771	536,013	11.49	3,263,750	4,915,540	50.61
CHINA	1,020,172	452,979	-55.60	6,108,715	6,104,934	-0.06
PAPUA NEW GUINEA	287	105	-63.41	1,723	1,364	-20.84
THAILAND	3,141,253	3,170,357	0.93	21,046,687	26,568,660	26.24
SINGAPORE	2,440,039	3,441,752	41.05	14,607,669	20,704,911	41.74
PHILIPPINES	867,344	1,019,330	17.52	5,232,124	6,502,218	24.27
MALAYSIA	5,718,643	969,739	-83.04	29,010,730	6,693,234	-76.93
MYANMAR (FORM. BURMA)	14,605	0	-100.00	80,383	0	-100.00
BRUNEI DARUSSALAM	35,078	3,232	-90.79	179,852	26,338	-85.36
VIET NAM	1,040,301	638,789	-38.60	5,840,577	4,491,708	-23.09
MALDIVES	0	590	--	0	1,587	--
INDIA	204,380	377,860	84.88	1,180,789	3,150,905	166.85
PAKISTAN	212,224	223,978	5.54	954,841	1,742,604	82.50
BANGLADESH	37,934	28,716	-24.30	46,948	49,301	5.01
SRI LANKA	32,985	25,895	-21.49	122,278	100,701	-17.65
IRAN (ISLAMIC REPUBLIC OF)	0	113,323	--	0	467,699	--
SAUDI ARABIA	1,346	26,031	1,833.95	9,530	88,812	831.92
KUWAIT	1,617	0	-100.00	20,468	0	-100.00
JORDAN	28,262	5,728	-79.73	117,526	25,695	-78.14
LEBANON	15,606	1,478	-90.53	68,217	21,929	-67.85
YEMEN	0	757	--	0	9,622	--
OMAN	76,311	210	-99.72	72,850	1,388	-98.09
TURKEY	76,220	78,729	3.29	178,094	332,954	86.95
UNITED ARAB EMIRATES	120,917	170,790	41.25	300,421	291,044	-3.12
QATAR	9	290	3,122.22	81	2,224	2,645.68
BAHRAIN	336	0	-100.00	5,293	0	-100.00
CYPRUS	0	19	--	0	81	--
EGYPT	48,677	138,130	183.77	196,787	593,022	201.35
TUNISIA	26,148	0	-100.00	40,631	0	-100.00
KENYA	1,108	0	-100.00	5,488	0	-100.00
MOZAMBIQUE	3,698	0	-100.00	44,734	0	-100.00
GUINEA	44	5	-88.64	15	68	353.33
ANGOLA	105	0	-100.00	461	0	-100.00
NIGERIA	0	158	--	0	128	--
COTE D'IVOIRE	85	0	-100.00	2,490	0	-100.00
MAURITANIA	0	5,904	--	0	12,630	--
SOUTH AFRICA	83,696	272,375	225.43	841,404	2,727,706	224.19
AUSTRALIA	109,403	127,296	16.36	1,167,397	1,405,638	20.41
NEW ZEALAND	2,835	35,033	1,135.73	27,647	198,579	618.27
SAINT VINCENT AND THE GRENADINES	95	0	-100.00	1,120	0	-100.00
VANUATU	426	0	-100.00	7,476	0	-100.00
FIJI	390	4,139	961.28	3,568	9,854	176.18
SOLOMON ISLANDS	0	16	--	0	332	--
EAST TIMOR	10,732	0	-100.00	9,421	0	-100.00
UNITED STATES	2,256,062	2,282,863	1.19	22,092,338	20,494,127	-7.23
CANADA	8,480	103,728	1,123.21	84,675	343,582	305.77
MEXICO	38,209	15,621	-59.12	72,231	28,178	-60.99
GUATEMALA	957	383	-59.98	10,291	4,223	-58.96
NICARAGUA	541	0	-100.00	5,676	0	-100.00
PANAMA	0	4,253	--	0	48,296	--
CHILE	3,206	1,177	-63.29	33,304	18,834	-43.45
VENEZUELA	0	2,573	--	0	38,043	--
ARGENTINA	276,899	257,877	-6.87	1,266,977	1,267,709	0.06
BRAZIL	132,286	283,610	114.39	1,238,249	3,375,271	172.58
COLOMBIA	43,995	24,609	-44.06	458,714	40,839	-91.10

TABEL 5. PERKEMBANGAN EKSPOR INDONESIA MENURUT KOMODITI DAN NEGARA TUJUAN

JENIS BARANG	BERAT BERSIH (KG)		PERUB	NILAI FOB (US \$)		PERUB
	JAN-FEB 2006	JAN-FEB 2007	%	JAN-FEB 2006	JAN-FEB 2007	%
(1)	(2)	(3)	(4)	(5)	(6)	(7)
PERU	1,112	22,978	1,966.37	15,589	39,601	154.03
GUYANA	187	0	-100.00	2,751	0	-100.00
TRINIDAD AND TOBAGO	1,746	330	-81.10	15,394	4,675	-69.63
JAMAICA	0	110	--	0	681	--
PUERTO RICO	4,000	8,271	106.78	40,122	82,799	106.37
DOMINICAN REPUBLIC	4,231	9,683	128.86	40,256	53,070	31.83
EL SALVADOR	2,183	852	-60.97	16,531	6,106	-63.06
COSTA RICA	309	1,465	374.11	3,121	10,680	242.20
HAITI	0	50	--	0	1,236	--
BARBADOS	2,391	132	-94.48	16,478	2,791	-83.06
ANTIGUA AND BARBUDA	208	0	-100.00	2,198	0	-100.00
ARUBA	541	176	-67.47	5,818	4,326	-25.64
BERMUDA	167	61	-63.47	1,108	681	-38.54
CAYMAN ISLANDS	0	48	--	0	826	--
DOMINICA	82	0	-100.00	1,991	0	-100.00
FRENCH POLYNESIA	50	0	-100.00	1,203	0	-100.00
GRENADA	0	113	--	0	1,782	--
NETHERLANDS ANTILLES	139	0	-100.00	734	0	-100.00
UNITED KINGDOM	1,010,191	607,152	-39.90	9,175,369	7,906,060	-13.83
NETHERLANDS	265,324	354,223	33.51	1,043,063	1,586,642	52.11
FRANCE	6,630	10,352	56.14	51,992	91,793	76.55
GERMANY, FED. REP. OF	758,738	554,761	-26.88	2,919,436	2,694,113	-7.72
AUSTRIA	10,440	635	-93.92	39,585	6,196	-84.35
BELGIUM	6,095	49,779	716.72	73,112	391,280	435.18
SWITZERLAND	24	1,200	4,900.00	490	11,220	2,189.80
DENMARK	72,519	81,694	12.65	326,488	401,151	22.87
NORWAY	101,765	116,703	14.68	445,350	558,906	25.50
SWEDEN	172,347	248,678	44.29	801,083	1,196,176	49.32
FINLAND	135,688	140,372	3.45	599,865	997,960	66.36
ITALY	301,195	240,164	-20.26	988,208	984,298	-0.40
SPAIN	67,436	28,950	-57.07	520,846	312,314	-40.04
PORTUGAL	0	17,639	--	0	55,550	--
GREECE	44,253	31,509	-28.80	207,127	170,272	-17.79
HUNGARY	73,324	113,877	55.31	363,736	580,926	59.71
POLAND	59,420	61,228	3.04	274,444	196,628	-28.35
LITHUANIA	0	10,010	--	0	50,000	--
SLOVAKIA	6,255	17,461	179.15	15,176	47,482	212.88
RUSSIA FEDERATION	16,800	30,847	83.61	65,000	283,484	336.13
-UBI KAYU OLAHAN	13,063,439	41,338,577	216.44	1,361,168	4,511,271	231.43
JAPAN	29,897	130,000	334.83	20,849	86,598	315.36
HONG KONG	0	9,531	--	0	2,547	--
KOREA, REPUBLIC OF	0	6,050,000	--	0	719,950	--
TAIWAN	3,279	6,859	109.18	1,025	1,739	69.66
CHINA	12,500,948	35,088,839	180.69	1,263,414	3,670,760	190.54
SINGAPORE	0	2,545	--	0	2,253	--
MALAYSIA	524,412	45,510	-91.32	67,403	16,408	-75.66
AUSTRALIA	341	0	-100.00	767	0	-100.00
UNITED KINGDOM	4,562	2,793	-38.78	7,710	5,026	-34.81
NETHERLANDS	0	2,500	--	0	5,990	--
-INDUSTRI LAINNYA	276,123,297	945,894,202	242.56	497,897,974	652,023,834	30.96
JAPAN	20,910,804	22,659,896	8.36	59,065,328	85,777,724	45.23
HONG KONG	2,607,962	2,248,983	-13.76	5,949,773	7,002,065	17.69
KOREA, REPUBLIC OF	6,904,315	16,532,948	139.46	10,206,516	25,241,175	147.30
TAIWAN	12,267,383	12,267,725	0.00	8,804,438	9,017,408	2.42
CHINA	79,005,157	694,001,271	778.43	16,698,924	38,083,885	128.06
MONGOLIA	30,622	40,832	33.34	58,100	69,099	18.93
MACAU	2,520	20,311	705.99	10,217	24,176	136.63
PAPUA NEW GUINEA	369,638	519,335	40.50	389,863	466,295	19.60
THAILAND	13,216,621	9,443,904	-28.55	43,849,525	40,036,273	-8.70
SINGAPORE	32,222,066	56,805,423	76.29	107,639,544	130,622,705	21.35
PHILIPPINES	4,792,000	4,471,121	-6.70	9,790,513	12,733,778	30.06
MALAYSIA	18,865,121	18,358,732	-2.68	36,405,931	38,925,442	6.92
MYANMAR (FORM. BURMA)	719,946	433,637	-39.77	371,435	387,920	4.44
CAMBODIA	140,827	117,646	-16.46	158,509	372,483	134.99
BRUNEI DARUSSALAM	109,418	61,141	-44.12	153,062	234,534	53.23
LAO PEOPLE'S DEMOCRATIC REPUBLI	42,249	202,435	379.15	901,095	809,615	-10.15
NEPAL	41,934	18,444	-56.02	45,388	38,755	-14.61
VIET NAM	6,163,179	4,776,178	-22.50	11,123,389	11,142,385	0.17
MALDIVES	544,356	180,899	-66.77	215,863	140,118	-35.09
INDIA	9,349,601	10,974,240	17.38	15,226,058	18,996,836	24.77
PAKISTAN	828,064	2,685,891	224.36	786,713	1,731,013	120.03
BANGLADESH	870,755	723,217	-16.94	1,114,071	1,410,360	26.60
SRI LANKA	2,610,570	1,156,503	-55.70	2,671,285	2,694,749	0.88
AFGHANISTAN	2,980	10,196	242.15	2,275	73,603	3,135.30
IRAQ	799,799	0	-100.00	2,014,629	0	-100.00
IRAN (ISLAMIC REPUBLIC OF)	1,441,711	664,215	-53.93	881,692	579,928	-34.23

TABEL 5. PERKEMBANGAN EKSPOR INDONESIA MENURUT KOMODITI DAN NEGARA TUJUAN

JENIS BARANG	BERAT BERSIH (KG)		PERUB	NILAI FOB (US \$)		PERUB
	JAN-FEB 2006	JAN-FEB 2007	%	JAN-FEB 2006	JAN-FEB 2007	%
	(1)	(2)	(3)	(4)	(5)	(6)
SAUDI ARABIA	6,072,434	3,811,897	-37.23	5,545,571	4,807,629	-13.31
KUWAIT	305,427	789,691	158.55	278,071	278,371	0.11
JORDAN	95,133	23,056	-75.76	366,712	146,940	-59.93
LEBANON	106,334	72,964	-31.38	143,800	237,222	64.97
YEMEN	43,062	67,658	57.12	109,196	210,698	92.95
OMAN	164,282	232,964	41.81	231,918	997,987	330.32
SYRIA ARAB REPUBLIC	12,399	21,000	69.37	15,852	85,201	437.48
TURKEY	471,448	768,064	62.92	877,240	1,442,165	64.40
UNITED ARAB EMIRATES	1,921,649	4,627,377	140.80	6,356,973	8,662,468	36.27
QATAR	314,760	528,888	68.03	160,217	607,828	279.38
BAHRAIN	89,965	1,983,110	2,104.31	53,926	387,253	618.12
CYPRUS	29,913	29,636	-0.93	32,432	28,747	-11.36
EGYPT	392,275	1,196,080	204.91	891,476	715,663	-19.72
LIBYAN ARAB JAMAHIRIYA	455,653	7,183	-98.42	642,639	23,041	-96.41
MOROCCO	307,600	3,178	-98.97	25,117	23,035	-8.29
TUNISIA	0	1,225	--	0	53,321	--
ALGERIA	822,930	1,556,675	89.16	1,802,768	3,997,928	121.77
SUDAN	262,113	82,279	-68.61	672,440	25,763	-96.17
ERITREA	0	157	--	0	2,160	--
LESOTHO	0	47,800	--	0	2,820	--
NAMIBIA	0	75,690	--	0	20,314	--
ETHIOPIA	0	16,976	--	0	2,492	--
TANZANIA, UNITED REPUBLIC OF	117,312	94,920	-19.09	108,230	360,972	233.52
MADAGASCAR	401	91,878	22,812.22	582	17,203	2,855.84
SOMALIA	0	320	--	0	1,577	--
KENYA	329,702	842,415	155.51	359,906	590,428	64.05
REUNION	178,644	31,528	-82.35	235,465	102,491	-56.47
MOZAMBIQUE	832	27,000	3,145.19	3,146	35,303	1,022.16
EQUATORIAL GUINEA	9,020	1,675	-81.43	12,088	5,365	-55.62
TOGO	0	8,775	--	0	35,237	--
GHANA	384,160	751,498	95.62	692,701	1,140,158	64.60
LIBERIA	21,343	6,349	-70.25	20,000	7,650	-61.75
GUINEA	279,077	189,860	-31.97	256,312	303,402	18.37
ANGOLA	307,826	130	-99.96	300,960	3,989	-98.67
CONGO	50,290	0	-100.00	52,178	0	-100.00
CAMEROON	248	17,767	7,064.11	676	34,201	4,959.32
NIGERIA	707,396	1,238,797	75.12	1,325,672	2,301,347	73.60
SIERRA LEONE	3,581	0	-100.00	6,969	0	-100.00
GABON	125,338	93,996	-25.01	108,474	368,048	239.30
COTE D'IVOIRE	249,586	29,597	-88.14	1,071,590	120,845	-88.72
SENEGAL	8,154	4,331	-46.88	7,646	4,190	-45.20
MALI	64,281	0	-100.00	59,292	0	-100.00
BENIN	102,756	142,795	38.97	181,659	173,268	-4.62
GAMBIA	461	5,270	1,043.17	386	18,993	4,820.47
U.S. VIRGIN ISLANDS	390	143	-63.33	4,790	429	-91.04
SEYCHELLES	163,329	29,850	-81.72	55,123	39,667	-28.04
UGANDA	28,444	2,539	-91.07	118,223	16,482	-86.06
NIGER	865	0	-100.00	1,370	0	-100.00
DJIBOUTI	3,300	35,277	969.00	21,600	7,159	-66.86
SWAZILAND	12,550	28,574	127.68	58,300	156,289	168.08
SOUTH AFRICA	1,965,525	1,946,628	-0.96	3,213,972	2,023,184	-37.05
ZIMBABWE	0	760	--	0	6,750	--
MALAWI	0	56,991	--	0	57,934	--
MAURITIUS	30,527	10,912	-64.25	34,611	14,389	-58.43
AUSTRALIA	12,285,382	9,320,914	-24.13	20,072,155	26,078,526	29.92
NEW ZEALAND	1,283,444	1,043,687	-18.68	1,777,081	1,941,759	9.27
MICRONESIA, FEDERATED STATES OF	53	0	-100.00	210	0	-100.00
GUAM	3,052	5,510	80.54	14,287	6,081	-57.44
PALAU	63	0	-100.00	402	0	-100.00
NEW CALEDONIA	1,523,258	76,182	-95.00	352,819	81,138	-77.00
NORTHERN MARIANA ISLANDS	9,681	110	-98.86	27,675	691	-97.50
VANUATU	429	8,389	1,855.48	843	8,811	945.20
WALLIS AND FUTUNA ISLANDS	24	0	-100.00	32	0	-100.00
AMERICAN SAMOA	700	5,239	648.43	500	97,776	19,455.20
COOK ISLANDS	895	55,455	6,096.09	1,208	37,724	3,022.85
FIJI	104,264	127,148	21.95	77,915	159,387	104.57
MARSHALL ISLANDS	12,410	0	-100.00	30,325	0	-100.00
SAMOA	629	18,599	2,856.92	2,553	14,936	485.04
SOLOMON ISLANDS	15,030	58,683	290.44	217,160	201,180	-7.36
TONGA	55,680	0	-100.00	70,822	0	-100.00
CHRISTMAS ISLANDS	245	0	-100.00	942	0	-100.00
EAST TIMOR	310,700	3,122	-99.00	381,505	2,105	-99.45
UNITED STATES	11,482,378	11,190,498	-2.54	50,837,368	55,213,382	8.61
CANADA	2,688,422	1,910,370	-28.94	4,132,692	6,117,291	48.02
MEXICO	331,607	582,830	75.76	1,364,610	3,097,188	126.97
GUATEMALA	4,159	68	-98.36	55,006	66	-99.88
HONDURAS	0	21,562	--	0	4,646	--
NICARAGUA	549	0	-100.00	1,952	0	-100.00

TABEL 5. PERKEMBANGAN EKSPOR INDONESIA MENURUT KOMODITI DAN NEGARA TUJUAN

JENIS BARANG	BERAT BERSIH (KG)		PERUB	NILAI FOB (US \$)		PERUB
	JAN-FEB 2006	JAN-FEB 2007	%	JAN-FEB 2006	JAN-FEB 2007	%
(1)	(2)	(3)	(4)	(5)	(6)	(7)
PANAMA	197,731	5,882	-97.03	552,390	89,049	-83.88
CUBA	0	100	--	0	314	--
SURINAME	0	16,344	--	0	85,574	--
CHILE	15,660	111,904	614.58	97,196	928,657	855.45
VENEZUELA	134,310	2,415,491	1,698.44	83,497	466,977	459.27
ARGENTINA	75,064	322,941	330.22	609,704	2,886,433	373.42
BRAZIL	524,854	185,846	-64.59	1,273,244	1,259,509	-1.08
COLOMBIA	43,360	53,121	22.51	26,841	464,490	1,630.52
BOLIVIA	0	9,544	--	0	30,419	--
URUGUAY	4,279	350	-91.82	14,148	2,643	-81.32
PARAGUAY	138	0	-100.00	180	0	-100.00
ECUADOR	100,585	104,295	3.69	177,153	343,239	93.75
PERU	50,547	86,845	71.81	132,257	604,160	356.81
GUYANA	0	59,560	--	0	143,500	--
TRINIDAD AND TOBAGO	11,541	0	-100.00	53,445	0	-100.00
BAHAMAS	0	414	--	0	153	--
JAMAICA	3,054	5,460	78.78	556	3,319	496.94
PUERTO RICO	4,240	84,899	1,902.33	18,685	46,625	149.53
BELIZE	14,500	0	-100.00	14,343	0	-100.00
DOMINICAN REPUBLIC	76,567	63,885	-16.56	79,049	139,295	76.21
EL SALVADOR	10,879	41,110	277.88	52,395	219,301	318.55
COSTA RICA	142,468	95,771	-32.78	96,735	390,862	304.05
HAITI	42,206	20,000	-52.61	90,801	36,000	-60.35
BARBADOS	7,861	8,918	13.45	9,736	548	-94.37
ANTIGUA AND BARBUDA	9,842	0	-100.00	4,807	0	-100.00
ARUBA	18,980	0	-100.00	22,750	0	-100.00
BERMUDA	0	52	--	0	466	--
CAPE VERDE	3,219	14,440	348.59	9,853	15,200	54.27
CAYMAN ISLANDS	61,405	385	-99.37	13,989	104	-99.26
DOMINICA	0	10,500	--	0	40,275	--
FALKLAND ISLANDS (MALVINAS)	126	0	-100.00	472	0	-100.00
FRENCH GUIANA	482	360	-25.31	1,105	757	-31.49
FRENCH POLYNESIA	302,109	29,949	-90.09	180,288	47,869	-73.45
GREENLAND	0	1,875	--	0	16,119	--
GRENADA	150	20,894	13,829.33	2,112	36,113	1,609.90
MARTINIQUE	2,465	21,850	786.41	14,994	12,394	-17.34
NETHERLANDS ANTILLES	1,111	5,145	363.10	15,135	77,815	414.14
TURKS AND CAICOS ISLANDS	22,037	3,110	-85.89	5,031	1,536	-69.47
GUADELOUPE	6,469	26,228	305.44	14,573	19,694	35.14
SAINT KITTS AND NEVIS	0	165	--	0	2,960	--
UNITED KINGDOM	1,060,202	1,947,492	83.69	4,320,010	10,411,831	141.01
NETHERLANDS	1,250,562	5,107,833	308.44	4,306,117	24,129,246	460.35
FRANCE	1,769,929	2,683,530	51.62	6,165,253	5,193,205	-15.77
GERMANY, FED. REP. OF	1,533,532	2,765,613	80.34	10,754,128	14,046,627	30.62
AUSTRIA	220,259	447,578	103.21	813,586	2,781,933	241.93
BELGIUM	1,550,048	1,734,221	11.88	6,122,293	7,382,942	20.59
SWITZERLAND	46,894	121,553	159.21	368,619	437,191	18.60
LUXEMBOURG	0	8	--	0	3,779	--
GIBRALTAR	18	0	-100.00	643	0	-100.00
MONACO	0	13,970	--	0	131,873	--
DENMARK	588,054	487,616	-17.08	2,936,334	2,387,895	-18.68
NORWAY	163,265	15,492,892	9,389.41	1,243,525	2,463,911	98.14
SWEDEN	428,231	367,385	-14.21	1,926,923	1,808,251	-6.16
FINLAND	193,793	619,990	219.92	1,505,884	5,265,577	249.67
IRELAND	12,080	3,325	-72.48	53,743	55,484	3.24
ITALY	1,790,206	1,871,326	4.53	7,325,625	8,278,679	13.01
SPAIN	428,900	746,396	74.03	1,556,142	1,691,389	8.69
PORTUGAL	15,359	48,272	214.29	74,228	186,225	150.88
ICELAND	1,217	58,124	4,676.01	2,570	48,217	1,776.15
GREECE	494,767	558,446	12.87	1,556,951	1,356,726	-12.86
VATICAN CITY STATE (HOLY SEE)	0	4,385	--	0	3,750	--
CZECHOSLOVAKIA	0	18,165	--	0	50,511	--
HUNGARY	41,399	78,777	90.29	64,614	312,452	383.57
POLAND	178,965	405,463	126.56	1,086,370	1,875,774	72.66
ROMANIA	20,461	88,515	332.60	69,140	385,761	457.94
BULGARIA	20,405	263	-98.71	33,000	8,196	-75.16
YUGOSLAVIA	844	0	-100.00	2,008	0	-100.00
ARMENIA	0	8,416	--	0	41,615	--
AZERBAIJAN	0	45	--	0	5,143	--
KAZAKHSTAN	18	10,865	60,261.11	357	74,122	20,662.46
UKRAINE	74,344	46,121	-37.96	283,630	190,887	-32.70
LITHUANIA	17,020	2,323	-86.35	162,141	27,886	-82.80
LATVIA	7,019	41,913	497.14	148,476	234,858	58.18
ESTONIA	129,466	295,488	128.24	25,585	65,893	157.55
GEORGIA	0	11,000	--	0	10,203	--
CROATIA	7,217	227,138	3,047.26	50,573	117,069	131.49
MALTA	263	8,447	3,111.79	3,275	28,674	775.54
SLOVAKIA	8,409	7,833	-6.85	181,667	347,218	91.13

TABEL 5. PERKEMBANGAN EKSPOR INDONESIA MENURUT KOMODITI DAN NEGARA TUJUAN

JENIS BARANG	BERAT BERSIH (KG)		PERUB	NILAI FOB (US \$)		PERUB
	JAN-FEB 2006	JAN-FEB 2007	%	JAN-FEB 2006	JAN-FEB 2007	%
(1)	(2)	(3)	(4)	(5)	(6)	(7)
SLOVENIA	39,941	66,205	65.76	46,146	84,538	83.20
CZECH REPUBLIC	14,126	12,089	-14.42	96,808	128,029	32.25
RUSSIA FEDERATION	142,478	219,936	54.36	471,679	1,176,898	149.51
BIJI TEMBAGA	287,106,184	363,321,751	26.55	539,313,940	843,283,497	56.36
JAPAN	99,915,801	97,194,290	-2.72	168,455,549	214,710,534	27.46
KOREA, REPUBLIC OF	0	59,896,883	--	0	121,554,214	--
CHINA	24,989,836	13,523,201	-45.89	40,109,823	36,810,016	-8.23
SINGAPORE	20,000	0	-100.00	4,000	0	-100.00
PHILIPPINES	41,615,358	56,889,140	36.70	78,546,030	132,107,601	68.19
SWITZERLAND	0	12,175,559	--	0	27,408,766	--
SPAIN	120,565,189	123,642,678	2.55	252,198,538	310,692,366	23.19
BIJI NIKEL	543,173,000	1,422,884,000	161.96	20,605,986	80,607,283	291.18
JAPAN	353,504,000	429,000,000	21.36	13,869,585	37,250,967	168.58
CHINA	0	770,549,000	--	0	29,083,038	--
AUSTRALIA	51,762,000	69,335,000	33.95	866,904	5,421,062	525.34
GREECE	47,591,000	0	-100.00	2,131,545	0	-100.00
UKRAINE	90,316,000	154,000,000	70.51	3,737,952	8,852,216	136.82
BAUKSIT	641,947,298	1,513,979,662	135.84	5,799,449	13,348,261	130.16
JAPAN	121,159,000	114,909,000	-5.16	1,207,495	1,465,493	21.37
KOREA, REPUBLIC OF	0	20,662	--	0	1,240	--
CHINA	520,788,298	1,395,550,000	167.97	4,591,954	11,853,528	158.14
THAILAND	0	3,500,000	--	0	28,000	--
BIJI TIMAH/TIN	65,592	137,625	109.82	63,250	27,384	-56.71
CHINA	21,200	100,000	371.70	9,200	27,000	193.48
THAILAND	2	0	-100.00	1	0	-100.00
MALAYSIA	40,890	37,600	-8.05	409	376	-8.07
GERMANY, FED. REP. OF	0	25	--	0	8	--
SWEDEN	3,500	0	-100.00	53,640	0	-100.00
BATU BARA	27,245,137,046	32,277,123,103	18.47	936,204,540	1,065,211,440	13.78
JAPAN	6,033,647,658	6,245,502,532	3.51	247,306,456	221,139,344	-10.58
HONG KONG	1,618,233,848	1,722,004,001	6.41	51,211,959	52,751,604	3.01
KOREA, DEMOCRATIC PEOPLE'S REPL	62,001,000	0	-100.00	1,984,032	0	-100.00
KOREA, REPUBLIC OF	3,942,518,226	4,289,628,763	8.80	121,205,737	142,363,801	17.46
TAIWAN	3,841,520,590	3,751,930,106	-2.33	135,609,938	125,029,028	-7.80
CHINA	541,559,741	3,094,986,289	471.49	15,007,282	98,362,415	555.43
THAILAND	877,207,392	1,254,002,072	42.95	25,790,562	37,887,762	46.91
SINGAPORE	53,501,033	18,521,996	-65.38	1,787,542	468,318	-73.80
PHILIPPINES	632,980,196	813,393,636	28.50	24,651,914	27,396,787	11.13
MALAYSIA	1,073,530,367	1,463,390,151	36.32	32,571,892	43,217,847	32.68
CAMBODIA	0	7,000,000	--	0	280,000	--
VIET NAM	100,485,000	35,141,242	-65.03	4,073,532	905,562	-77.77
INDIA	3,436,371,196	4,680,123,117	36.19	97,533,238	143,622,443	47.25
PAKISTAN	172,171,050	200,828,201	16.64	5,653,875	7,355,371	30.09
SRI LANKA	12,195,061	0	-100.00	347,604	0	-100.00
MOROCCO	62,242,000	0	-100.00	2,396,317	0	-100.00
SIERRA LEONE	0	66,181,000	--	0	1,720,706	--
SOUTH AFRICA	0	500,000	--	0	225,000	--
AUSTRALIA	0	3,000	--	0	375	--
NEW ZEALAND	149,531,800	119,235,000	-20.26	3,842,000	2,899,394	-24.53
UNITED STATES	362,769,000	609,792,000	68.09	10,265,645	17,109,557	66.67
CHILE	285,597,677	122,924,157	-56.96	9,391,883	4,756,089	-49.36
UNITED KINGDOM	270,051,000	262,299,000	-2.87	6,869,104	6,932,070	0.92
NETHERLANDS	874,065,000	404,176,592	-53.76	34,581,301	15,444,248	-55.34
FRANCE	69,458,000	0	-100.00	3,854,919	0	-100.00
BELGIUM	0	69,809,000	--	0	2,373,506	--
SWITZERLAND	366,715,763	481,524,497	31.31	12,176,671	16,315,897	33.99
IRELAND	168,971,000	320,976,000	89.96	9,649,933	11,112,225	15.15
ITALY	1,379,204,000	1,025,770,000	-25.63	51,787,594	43,080,784	-16.81
SPAIN	422,424,448	871,350,751	106.27	11,295,310	28,787,673	154.86
PORTUGAL	150,315,000	0	-100.00	8,174,129	0	-100.00
GREECE	0	26,573,000	--	0	786,560	--
CROATIA	68,239,000	130,903,000	91.83	2,722,736	5,748,395	111.13
SLOVENIA	217,631,000	188,654,000	-13.31	4,461,435	7,138,679	60.01
GRANIT	909,828,660	993,498,291	9.20	2,952,419	4,128,530	39.84
SINGAPORE	909,828,660	993,483,405	9.19	2,952,419	4,120,505	39.56
UNITED STATES	0	14,886	--	0	8,025	--
PASIR ALAM	600,809,113	400,673,384	-33.31	4,316,262	4,650,520	7.74
JAPAN	0	223	--	0	701	--
HONG KONG	69,150	282,000	307.81	9,933	112,800	1,035.61
KOREA, REPUBLIC OF	0	20,000	--	0	16,000	--
TAIWAN	10,000	0	-100.00	3,800	0	-100.00

TABEL 5. PERKEMBANGAN EKSPOR INDONESIA MENURUT KOMODITI DAN NEGARA TUJUAN

JENIS BARANG	BERAT BERSIH (KG)		PERUB	NILAI FOB (US \$)		PERUB
	JAN-FEB 2006	JAN-FEB 2007	%	JAN-FEB 2006	JAN-FEB 2007	%
(1)	(2)	(3)	(4)	(5)	(6)	(7)
CHINA	11,199,592	8,653,011	-22.74	3,168,649	3,758,717	18.62
THAILAND	20,812	3,000,000	14,314.76	4,456	30,000	573.25
SINGAPORE	579,829,547	388,718,000	-32.96	1,088,717	732,282	-32.74
PHILIPPINES	20,000	0	-100.00	2,000	0	-100.00
SRI LANKA	9,659,904	0	-100.00	38,639	0	-100.00
AUSTRALIA	48	150	212.50	48	20	-58.33
UNITED STATES	60	0	-100.00	20	0	-100.00
HASIL TAMBANG LAIN	875,566,368	1,167,015,213	33.29	17,039,546	29,035,910	70.40
JAPAN	8,728,648	2,448,052	-71.95	481,921	263,523	-45.32
HONG KONG	15,289,451	171,250	-98.88	307,058	54,589	-82.22
KOREA, REPUBLIC OF	3,377,473	2,069,784	-38.72	581,158	337,170	-41.98
TAIWAN	10,534,991	2,255,336	-78.59	393,193	294,277	-25.16
CHINA	328,070,151	647,266,544	97.30	9,255,947	16,549,402	78.80
MONGOLIA	0	21,000	--	0	3,992	--
THAILAND	7,799,717	1,248,312	-84.00	771,205	121,038	-84.31
SINGAPORE	487,766,407	490,745,116	0.61	1,138,727	2,328,363	104.47
PHILIPPINES	1,711,936	1,050,958	-38.61	347,276	223,387	-35.67
MALAYSIA	2,078,528	7,501,458	260.90	167,034	5,160,292	2,989.37
MYANMAR (FORM. BURMA)	364,000	20,000	-94.51	45,124	1,490	-96.70
CAMBODIA	1,174,752	1,057,891	-9.95	148,052	69,857	-52.82
VIET NAM	2,643,064	1,359,874	-48.55	198,896	99,901	-49.77
INDIA	82,045	4,783,044	5,729.78	11,120	1,748,595	15,624.78
BANGLADESH	4,359,315	1,750,700	-59.84	469,420	264,458	-43.66
SRI LANKA	69,000	68,220	-1.13	3,564	5,640	58.25
IRAN (ISLAMIC REPUBLIC OF)	60,000	42	-99.93	7,350	1,080	-85.31
UNITED ARAB EMIRATES	40,000	0	-100.00	5,500	0	-100.00
CYPRUS	0	82	--	0	257	--
LESOTHO	0	20,000	--	0	1,180	--
TANZANIA, UNITED REPUBLIC OF	158,000	0	-100.00	30,236	0	-100.00
KENYA	158,000	14,976	-90.52	30,790	3,552	-88.46
NIGERIA	60,000	160,000	166.67	13,560	45,232	233.57
SOUTH AFRICA	154,966	0	-100.00	6,802	0	-100.00
AUSTRALIA	300,406	2,741,696	812.66	142,322	260,407	82.97
NEW ZEALAND	57,249	0	-100.00	10,927	0	-100.00
GUAM	0	2,160	--	0	295	--
UNITED STATES	345,530	73,814	-78.64	304,598	46,377	-84.77
CANADA	19,164	2	-99.99	15,529	8	-99.95
ARGENTINA	0	2	--	0	13	--
BRAZIL	36,253	0	-100.00	7,070	0	-100.00
FRENCH GUIANA	0	48	--	0	33	--
FRENCH POLYNESIA	0	939	--	0	3,146	--
MARTINIQUE	34	0	-100.00	159	0	-100.00
GUADELOUPE	0	267	--	0	236	--
UNITED KINGDOM	46,914	47,824	1.94	13,971	36,515	161.36
NETHERLANDS	43,818	24,334	-44.47	132,416	27,597	-79.16
FRANCE	12,670	16,499	30.22	12,574	1,891	-84.96
GERMANY, FED. REP. OF	932	40,481	4,243.45	2,246	31,291	1,293.19
BELGIUM	876	3	-99.66	1,983,207	1,010,260	-49.06
DENMARK	0	1,562	--	0	5	--
ITALY	0	999	--	0	5,889	--
SPAIN	22,061	45,885	107.99	448	31,170	6,857.59
PORTUGAL	0	1,418	--	0	1,457	--
GREECE	17	63	270.59	146	189	29.45
SLOVENIA	0	4,578	--	0	1,856	--
BARANG-BARANG SENI	425,454	601,737	41.43	1,137,582	1,308,350	15.01
JAPAN	42,805	27,931	-34.75	231,409	117,524	-49.21
HONG KONG	1,212	2,064	70.30	9,531	7,684	-19.38
KOREA, REPUBLIC OF	3,170	1,226	-61.32	6,324	3,138	-50.38
TAIWAN	4,844	76,403	1,477.27	14,989	127,670	751.76
CHINA	270	119	-55.93	4,025	478	-88.12
PAPUA NEW GUINEA	0	69	--	0	39	--
THAILAND	149	298	100.00	103	2,962	2,775.73
SINGAPORE	7,090	8,162	15.12	42,073	73,292	74.20
PHILIPPINES	0	3,006	--	0	9,138	--
MALAYSIA	47,174	9,008	-80.90	47,048	21,190	-54.96
BRUNEI DARUSSALAM	183	1,962	972.13	53	545	928.30
MALDIVES	456	1,096	140.35	2,977	15,414	417.77
INDIA	2,954	84	-97.16	4,908	161	-96.72
SRI LANKA	579	781	34.89	1,539	163	-89.41
IRAN (ISLAMIC REPUBLIC OF)	0	3,071	--	0	2,861	--
SAUDI ARABIA	0	5,544	--	0	4,816	--
KUWAIT	20,000	60	-99.70	1,100	624	-43.27
LEBANON	0	45	--	0	11	--
YEMEN	279	0	-100.00	418	0	-100.00
OMAN	0	347	--	0	161	--
TURKEY	23,847	27,913	17.05	34,964	38,134	9.07

TABEL 5. PERKEMBANGAN EKSPOR INDONESIA MENURUT KOMODITI DAN NEGARA TUJUAN

JENIS BARANG	BERAT BERSIH (KG)		PERUB	NILAI FOB (US \$)		PERUB
	JAN-FEB 2006	JAN-FEB 2007	%	JAN-FEB 2006	JAN-FEB 2007	%
(1)	(2)	(3)	(4)	(5)	(6)	(7)
UNITED ARAB EMIRATES	3,911	8,151	108.41	3,737	30,295	710.68
EGYPT	189	419	121.69	156	426	173.08
MOROCCO	0	366	--	0	5,418	--
MADAGASCAR	0	1	--	0	1	--
KENYA	0	897	--	0	715	--
REUNION	262	2,001	663.74	338	1,269	275.44
TOGO	0	16	--	0	15	--
COTE D'IVOIRE	0	112	--	0	117	--
SOUTH AFRICA	15	5,106	33,940.00	5	9,686	193,620.00
AUSTRALIA	42,972	46,029	7.11	76,287	116,874	53.20
NEW ZEALAND	1,111	2,969	167.24	3,383	7,314	116.20
GUAM	813	30	-96.31	1,150	440	-61.74
NEW CALEDONIA	464	1,957	321.77	795	8,870	1,015.72
NORTHERN MARIANA ISLANDS	0	33	--	0	251	--
VANUATU	330	187	-43.33	621	102	-83.57
COOK ISLANDS	4,447	0	-100.00	11,247	0	-100.00
FIJI	3,261	0	-100.00	10,294	0	-100.00
UNITED STATES	39,506	32,402	-17.98	183,524	132,767	-27.66
CANADA	1,087	1,001	-7.91	2,870	6,429	124.01
MEXICO	286	45	-84.27	1,914	500	-73.88
PANAMA	690	156	-77.39	450	168	-62.67
CHILE	0	450	--	0	1,674	--
ARGENTINA	0	8	--	0	6	--
BRAZIL	821	204	-75.15	1,640	32,231	1,865.30
COLOMBIA	0	155	--	0	146	--
PUERTO RICO	495	0	-100.00	389	0	-100.00
DOMINICAN REPUBLIC	193	995	415.54	179	3,471	1,839.11
EL SALVADOR	235	0	-100.00	482	0	-100.00
COSTA RICA	1,034	130	-87.43	508	49	-90.35
CAYMAN ISLANDS	22	0	-100.00	894	0	-100.00
FRENCH POLYNESIA	3,328	3,771	13.31	3,059	6,596	115.63
MARTINIQUE	143	180	25.87	697	330	-52.65
NETHERLANDS ANTILLES	90	152	68.89	3,690	417	-88.70
GUADELOUPE	161	23	-85.71	440	58	-86.82
UNITED KINGDOM	5,341	3,020	-43.46	43,222	8,378	-80.62
NETHERLANDS	19,669	24,889	26.54	58,510	47,659	-18.55
FRANCE	32,369	36,900	14.00	100,909	98,928	-1.96
GERMANY, FED. REP. OF	15,965	115,501	623.46	22,579	100,807	346.46
AUSTRIA	515	48	-90.68	1,687	247	-85.36
BELGIUM	18,798	23,178	23.30	44,598	52,445	17.59
SWITZERLAND	32	3,643	11,284.38	80	9,284	11,505.00
DENMARK	85	4,337	5,002.35	144	14,045	9,653.47
SWEDEN	3,615	237	-93.44	5,076	526	-89.64
FINLAND	0	5	--	0	7	--
IRELAND	1,706	138	-91.91	1,613	72	-95.54
ITALY	21,436	42,642	98.93	46,975	69,171	47.25
SPAIN	39,103	63,983	63.63	90,075	102,852	14.18
PORTUGAL	74	407	450.00	768	869	13.15
GREECE	2,697	499	-81.50	3,137	3,631	15.75
HUNGARY	2,932	0	-100.00	7,669	0	-100.00
POLAND	0	201	--	0	905	--
ROMANIA	81	2,099	2,491.36	140	1,443	930.71
BULGARIA	126	325	157.94	90	141	56.67
UKRAINE	32	170	431.25	100	160	60.00
CROATIA	0	1,205	--	0	1,714	--
MALTA	0	242	--	0	555	--
CZECH REPUBLIC	0	7	--	0	21	--
RUSSIA FEDERATION	0	926	--	0	1,850	--
BARANG KIRIMAN, POS DAN YANG DIK	0	2,250	--	0	651	--
MALAYSIA	0	2,250	--	0	651	--
LAINNYA	19	8	-57.89	7,021	21	-99.70
JAPAN	17	8	-52.94	7,000	21	-99.70
SINGAPORE	1	0	-100.00	10	0	-100.00
UNITED STATES	1	0	-100.00	11	0	-100.00
TOTAL EKSPOR	48,655,331,396	56,287,852,924	15.69	14,956,132,421	16,517,003,941	10.44