



Statistik Ekspor Provinsi Kalimantan Utara 2021

*Export Statistics of
Kalimantan Utara Province 2021*



**BADAN PUSAT STATISTIK
PROVINSI KALIMANTAN UTARA
BPS-STATISTICS OF KALIMANTAN UTARA PROVINCE**

Statistik Ekspor Provinsi Kalimantan Utara 2021

*Export Statistics of
Kalimantan Utara Province 2021*



STATISTIK EKSPOR
PROVINSI KALIMANTAN UTARA 2021
EXPORT STATISTICS OF KALIMANTAN UTARA
2021

Katalog/ Catalogue: 8202016.65
Nomor Publikasi/ Publication Number: 65000.2252
ISSN/ISBN: 2723-2085

Ukuran Buku/ Book Size: 21,0 Cm x 29,7 Cm
Jumlah Halaman/ Pages: *xiv + 59 halaman/ pages*

Naskah/ Manuscript :
BPS Provinsi Kalimantan Utara
BPS-Statistics of Kalimantan Utara Province

Penyunting/ Editor :
BPS Provinsi Kalimantan Utara
BPS-Statistics of Kalimantan Utara Province

Gambar Kulit/ Art Designer:
BPS Provinsi Kalimantan Utara
BPS-Statistics of Kalimantan Utara Province

Diterbitkan Oleh/ Published by :
© Badan Pusat Statistik Provinsi Kalimantan Utara
BPS-Statistics of Kalimantan Utara Province

Dicetak oleh/ Printed by:
BPS Provinsi Kalimantan Utara
BPS-Statistics of Kalimantan Utara Province

Dilarang mengumumkan, mendistribusikan, mengomunikasikan, dan/atau mengandakan sebagian atau seluruh isi buku ini untuk tujuan komersial tanpa izin tertulis dari Badan Pusat Statistik.

Prohibited to announce, distribute, communicate, and/or copy part or all of this book for commercial purpose without permission from BPS-Statistics Indonesia

TIM PENYUSUN/ *DRAFTING TEAM*

Naskah/ *Manuscript:*

**BPS – Provinsi Kalimantan Utara/
*BPS-Statistics of Kalimantan Utara***

Pengarah/ *Director:*

Slamet Romelan

**Penanggung Jawab/
*Person In Charge:***

Panca Oktianti

Penyunting/ *Editor:*

Panca Oktianti

**Penulis/Pengolah Data
*Author/ Data Processor:***

Moh. Syahrul Muharom

**Penyiapan Draft/ Gambar Kulit
*Preparatory Manuscript/ Cover Design:***

Moh. Syahrul Muharom

KATA PENGANTAR

Publikasi “**STATISTIK EKSPOR KALIMANTAN UTARA 2021**” merupakan publikasi tahunan yang diterbitkan oleh Badan Pusat Statistik Provinsi Kalimantan Utara.

Publikasi ini menyajikan data ekspor menurut jenis barang, negara tujuan dan pelabuhan ekspor, berdasarkan hasil pengolahan dokumen PEB (Pemberitahuan Ekspor Barang) tahun 2021.

Selain itu juga sebagai bahan perbandingan secara total, disajikan pula data series dari selama tahun 2021, termasuk rincian Ekspor Kalimantan Utara, yang dirinci menurut jenis komoditi.

Mudah-mudahan publikasi ini dapat membantu kebutuhan para konsumen data ekspor Kalimantan Utara. Terima kasih disampaikan kepada semua pihak yang telah membantu BPS Provinsi Kalimantan Utara sehingga penyajian publikasi ini dapat terlaksana.

Tanjung Selor, Agustus 2022
Plt. Kepala Badan Pusat Statistik
Provinsi Kalimantan Utara



Slamet Romelan

PREFACE

The publication "EXPORT STATISTICS OF KALIMANTAN UTARA 2021" is an annual publication published by the Central Statistics Agency of Kalimantan Utara Province.

This publication presents export data by type of goods, destination country and export port, based on the results of 2021 PEB (Export Declaration Form) documents.

In addition, as a material for total participation, data series throughout 2021 are also presented, including details of Kalimantan Utara Exports that broken down by commodity.

This easily-requested publication can help the needs of consumers of Kalimantan Utara export data. Thank you to all those who have helped BPS-Statistics of Kalimantan Utara Province make the presentation of this publication possible.

*Tanjung Selor, August 2022
Acting head of Chief Statistician of
BPS – Statistics of Kalimantan Utara Province*



Slamet Romelan

DAFTAR ISI/ *TABLE OF CONTENTS*

KATA PENGANTAR/ <i>PREFACE</i>	v
DAFTAR ISI/ <i>TABLE OF CONTENTS</i>	vii
DAFTAR TABEL/ <i>LIST OF TABLE</i>	ix
DAFTAR GRAFIK/ <i>LIST OF GRAPH</i>	xi
DAFTAR TABEL LAMPIRAN/ <i>LIST OF ATTACHMENT TABLE</i>	xiii
I. PENJELASAN/ <i>EXPLANATORY NOTES</i>	1
II. ULASAN SINGKAT/ <i>BRIEF DESCRIPTION</i>	6
• Pendahuluan/ <i>Introduction</i>	7
• Perkembangan Ekspor/ <i>Export Development</i>	7
• Ekspor Kalimantan Utara 2021/ <i>Kalimantan Utara Exports in 2021</i>	9
LAMPIRAN.....	20

DAFTAR TABEL/ *LIST OF TABLE*

Tabel/ <i>Table 1. Nilai Ekspor Kalimantan Utara Menurut Pelabuhan Muat di Kalimantan Utara 2021 / Export Value of Kalimantan Utara According to the Port of Loading in Kalimantan Utara in 2021.....</i>	<i>10</i>
Tabel/ <i>Table 2. Nilai Ekspor Kalimantan Utara Menurut Negara Tujuan 2021/ Export Value of Kalimantan Utara According to Destination Country in 2021.....</i>	<i>12</i>
Tabel/ <i>Table 3. Nilai Ekspor Kalimantan Utara Menurut HS 2 Digit 2021 / Export Value of Kalimantan Utara According to HS 2 Digit in 2021.....</i>	<i>14</i>
Tabel/ <i>Table 4. Nilai Ekspor Kalimantan Utara Menurut HS 8 Digit 2021 / Export Value of Kalimantan Utara According to HS 8 Digit in 2021.....</i>	<i>16</i>
Tabel/ <i>Table 5. Nilai Ekspor Kalimantan Utara Melalui Pelabuhan Luar Kalimantan Utara 2021 / Export Value of Kalimantan Utara Trough Outer Kalimantan Utaras Ports in 2021.....</i>	<i>18</i>

DAFTAR GRAFIK/ *LIST OF GRAPH*

Grafik/ <i>Graph</i> 1. Perkembangan Nilai Ekspor Kalimantan Utara 2021 / <i>Trend of Kalimantan Utara Eksport in 2021</i>	8
Grafik/ <i>Graph</i> 2. Perkembangan Persentase Nilai Ekspor Kalimantan Utara 2021 / <i>Percentage Development of Kalimantan Utara Eksport in 2021</i>	9
Grafik/ <i>Graph</i> 3. Nilai Ekspor Kalimantan Utara Menurut Pelabuhan Muat di Kalimantan Utara 2021 / <i>Export Value of Kalimantan Utara According to the Port of Loading in Kalimantan Utara in 2021</i>	11
Grafik/ <i>Graph</i> 4. Neraca Perdagangan Kalimantan Utara tahun 2021 / <i>Kalimantan Utara Trade Balance in 2021</i>	19

<https://kaltara.bps.go.id>

DAFTAR TABEL LAMPIRAN/*LIST OF ATTACHMENT TABLE*

Tabel/ <i>Table 6. Perkembangan Ekspor Kalimantan Utara Tahun 2021 / Trend of Kalimantan Utara's Exports in 2021</i>	<i>21</i>
Tabel/ <i>Table 7. Nilai Ekspor Kalimantan Utara Menurut Pelabuhan Muat di Kalimantan Utara 2021 / Export Value of Kalimantan Utara According to the Port of Loading in Kalimantan Utara in 2021</i>	<i>22</i>
Tabel/ <i>Table 8. Nilai Ekspor Kalimantan Utara Menurut Negara Tujuan 2021 / Export Value of Kalimantan Utara According to Destination Country in 2021.....</i>	<i>24</i>
Tabel/ <i>Table 9. Nilai Ekspor Kalimantan Utara Menurut HS 2 Digit 2021 / Export Value of Kalimantan Utara According to HS 2 Digit in 2021</i>	<i>25</i>
Tabel/ <i>Table 10. Berat Ekspor Kalimantan Utara Menurut HS 8 Digit 2021 / Export Value of Kalimantan Utara According to HS 8 Digit in 2021.</i>	<i>28</i>
Tabel/ <i>Table 11. Nilai Ekspor Kalimantan Utara Menurut HS 8 Digit 2021 / Export Value of Kalimantan Utara According to HS 8 Digit in 2021.</i>	<i>39</i>
Tabel/ <i>Table 12. Ekspor Kalimantan Utara Melalui Pelabuhan Luar Kalimantan Utara 2021 / Kalimantan Utara's Export Trough Outer Kalimantan Utara's Ports in 2021.....</i>	<i>50</i>

PENJELASAN

Explanatory Notes

Ekspor Kalimantan Utara Tahun 2021 (Juta US\$) .



Total Ekspor Kalimantan Utara pada tahun 2021 mencapai US\$ 1.694,98 Juta.

I. PENJELASAN

1. DAERAH PENCATATAN

Daerah pencatatan statistik dalam publikasi ini meliputi pelabuhan-pelabuhan yang berada di wilayah Kalimantan Utara.

2. SUMBER DATA

Data ekspor dikumpulkan berdasarkan dokumen ekspor/ Pemberitahuan Ekspor Barang (PEB) yang diisi oleh Eksportir dan telah diberikan ijin muat oleh Bea dan Cukai serta dilegalisir oleh Bank Devisa.

3. SISTEM PERDAGANGAN

Pencatatan Statistik perdagangan luar negeri menggunakan sistem perdagangan umum (*general trade*) dimana pencatatan dilakukan dari dokumen PEB yang dimuat dari pelabuhan dan bandara di seluruh wilayah Indonesia termasuk kawasan berikat.

4. RUANG LINGKUP

- Pencatatan Statistik Ekspor meliputi seluruh barang-barang

I. EXPLANATORY NOTES

1. AREA OF RECORDINGS

The statistics recording area in this publication covers the entire territory of the Kalimantan Utara.

2. SOURCE OF DOCUMENTS

The data compiled based on export documents/Export Declaration (PEB), filled out by the Exporters approved by the Customs & Excises and legalized by foreign exchange bank.

3. TRADE SYSTEM

Recording of Foreign Trade Statistics apply the general trade system, where the documents recorded from the PEB document that loaded from the port and airport in Indonesia including bounded warehouse.

4. COVERAGE

- *The recording Export statistics covers all goods leaving the territory of the Kalimantan Utara,*

yang keluar dari wilayah Kalimantan Utara yang bersifat komersial maupun bukan komersial seperti bantuan barang kredit lunak, hadiah dan sebagainya.

- Ekspor kapal laut dan pesawat udara termasuk dalam statistik ekspor, sedangkan ekspor bunker oil untuk kapal tidak tercatat dalam publikasi ini.
- Barang-barang yang diolah di luar negeri tetap dicatat sebagai ekspor, meskipun hasil olahan barang tersebut akan kembali masuk ke wilayah Kalimantan Utara.
- Barang-barang di bawah ini tidak termasuk di dalam statistik ekspor
 1. Pakaian & barang-barang perhiasan penumpang.
 2. Barang-barang yang dikirim untuk perwakilan Indonesia di luar negeri.
 3. Barang-barang untuk ekspedisi dan eksibisi/pameran.
 4. Pembungkus/peti kemas untuk diisi diluar negeri.
 5. Uang dan Surat-surat berharga.
 6. Barang-barang contoh.
 7. Barang-barang yang dikirim keluar negeri untuk diperbaiki.

both the commercial, as well as non commercial goods, such as goods with soft loans, grants/gifts, etc.

- *Ocean going ships and air planes are included in the statistics, while the export of bunker oil for ships is not presented in this publication.*
- *Goods processed abroad, are still recorded as export although the results of this processing will return to, and enter on the territory of the Kalimantan Utara.*
- *The following goods were not included in the statistics :*
 1. *Clothes and jewelry of passangers.*
 2. *Goods exported for the Indonesian representative abroad.*
 3. *Goods for expeditions and exhibition/shows.*
 4. *Packings/containers to be filled abroad.*
 5. *Banknotes and securities*
 6. *Sample goods*
 7. *Goods exported for repair*

5. SISTEM PENGOLAHAN

Data dalam publikasi ini mencakup dokumen-dokumen Ekspor tahun 2021 yang diterima oleh Badan Pusat Statistik sejak awal Januari 2021 sampai dengan 31 Desember 2021. Sistem pengolahan menggunakan “*Carry Over*”.

Dengan metode ini dokumen-dokumen dari daerah ditunggu selama satu bulan setelah bulan berjalan. Dokumen-dokumen yang datang terlambat akan dimasukkan dalam pengolahan bulan berikutnya. Metode “*Carry over*” ini sangat membantu mempercepat pengolahan data, disamping itu telah diteliti bahwa metode ini tidak begitu berpengaruh terhadap ekspor yang disebabkan “*carry over*” berikutnya.

6. KLASIFIKASI JENIS BARANG

Penggolongan barang didalam publikasi ini menggunakan Klasifikasi Tarif Indonesia 2020 yang didasarkan atas *Harmonized System (HS)*.

7. PERIODE REFERENSI

Periode penentuan ekspor adalah tanggal diberikannya izin muat barang

5. PROCESSING SYSTEM

The data in this publication cover export documents of 2021 received by BPS - Statistics of Indonesia since the beginning of January 2021 through December 31, 2021. The carry over system is applied in this processing.

The deadline of a certain month is one month after the reference period, which means the end of the following month. The documents accepted after the deadline is considered as document of the following month. The method of carry over was very helpful to speed up data processing, beside that it was researched that the method was not significantly affected by the carry over data.

6. COMMODITY CLASSIFICATION

The classification of goods in this publication applies the 2020 Indonesia Tariff Classification, which is based on the Harmonized System (HS).

7. REFERENCE PERIOD

The period for export determination is the date of issuance of

tersebut oleh pejabat Bea & Cukai setelah diadakan pemeriksaan seperlunya.

the Goods Loading Permit by the Customs & Excises official, after the necessary examination had been conducted.

8. NILAI BARANG

Nilai barang yang dicatat untuk statistik Ekspor adalah nilai FOB (US\$).

8. COMMODITY VALUATION

The goods value recorded for the Export Statistics, is the FOB value (US\$).

9. NEGARA TUJUAN

Yang dimaksud dengan negara tujuan adalah negara dimana barang tersebut akan dikonsumsi /diperdagangkan.

9. COUNTRY OF DESTINATION

Country of destination is the country known at the time of dispatch to be the final country where goods are to be delivered

10. SATUAN BARANG

Sejak tahun 1975 ekspor disajikan dalam berat bersih (Kg) meskipun demikian untuk beberapa jenis barang disajikan pula buah, ekor, lembar, liter, dozen, pasang, unit dan sebagainya.

10. UNIT OF COMMODITY

Since 1975, export has been presented in net weight (kg); nevertheless, several types of goods are also presented in piece, sheet, litre, dozen, pairs, units, etc.

11. PELABUHAN EKSPOR

Yang dimaksud dengan pelabuhan ekspor adalah pelabuhan dimana surat izin muat tersebut dikeluarkan.

11. PORT OF EXPORT

Port of export is the port where the loading permit is issued.

II

ULASAN SINGKAT

Brief Description



US\$ 811,84 Juta



US\$ 212,42 Juta



US\$ 174,82 Juta



US\$ 150,75 Juta



US\$ 109,37 Juta

5 Negara tujuan ekspor dengan nilai terbesar selama tahun 2021.



II. ULASAN SINGKAT

A. Pendahuluan

Perdagangan luar negeri merupakan sektor ekonomi yang sangat berperan dalam menunjang pembangunan. Dari kegiatan ekspor dapat diperoleh devisa yang merupakan salah satu sumber dana untuk pembangunan.

Untuk meningkatkan ekspor, pemerintah telah mengeluarkan serangkaian kebijaksanaan seperti paket deregulasi. Inti dari paket deregulasi adalah pemerintah memperluas cakupan kelompok komoditi yang mendapat fasilitas dalam kerangka Perusahaan Ekspor Tertentu (PET).

Pada tahun 2021 kegiatan perdagangan luar negeri Kalimantan Utara khususnya ekspor mencapai sebesar US\$ 1.694,98 juta. Jumlah nilai ekspor Kalimantan Utara pada tahun 2021 apabila diamati dari golongan barang diketahui bahwa Pertambangan memiliki andil terbesar dalam ekspor.

B. Perkembangan Ekspor

Perkembangan nilai ekspor Kalimantan Utara selama setahun

II. BRIEF DESCRIPTION

A. Introduction

Foreign trade is an economic factor which support the National Development. From the Export activities, the foreign exchange can be obtained which is regarded as one of the financial sources for development activities.

To increase the export, the Government has stipulated a set of policy like the deregulate package. The focus of the deregulates package is that Government expands the range of commodity group for some specific manufacturing export.

In 2021, Kalimantan Utara foreign trade activities, especially export, has reached US\$ 1.694,98 million. The sum of value of exports of Kalimantan Utara in the 2020 when observed from the commodity group, it is known that mining has the biggest share in exports.

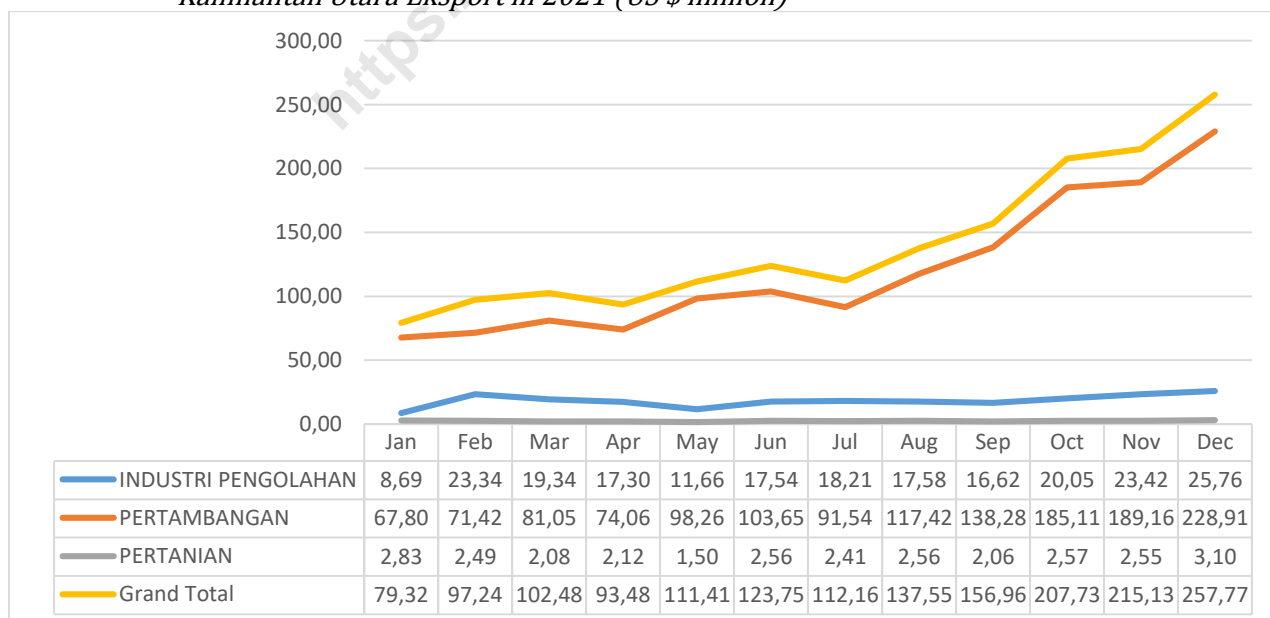
B. Export Development

The development of Kalimantan Utaras's export value during the last year in 2021 saw a significant change

terakhir di tahun 2021 terjadi perubahan yang cukup signifikan dibandingkan tahun sebelumnya. Pada tahun 2021, seperti pada grafik yang ditampilkan, nilai ekspor tertinggi terjadi di bulan Desember sebesar US\$ 257,77 juta. Adapun nilai ekspor paling rendah terjadi di awal tahun di bulan Januari yaitu sebesar US\$ 79,32 juta. Jika dilihat lebih dalam, perkembangan ekspor Kalimantan Utara lebih banyak melalui sektor non migas dan didominasi oleh hasil pertambangan sepanjang tahun.

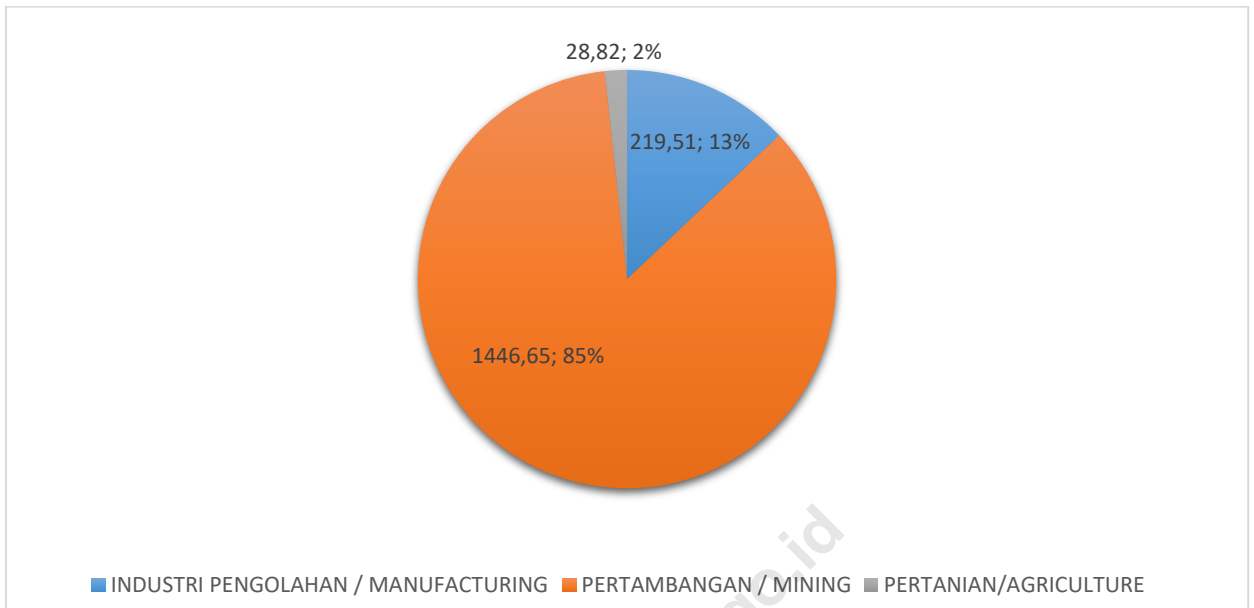
compared to the previous year . In 2021, as in the graph shown, the highest export value occurred in December in the amount of US\$ 257,77 milion. The lowest export value occurred on early year in January, which was US\$ 79,32 milion. If we look more deeply, Kalimantan Utara's export development is mostly through the non-oil and gas sector and is dominated by mining products throughout the year.

Grafik/ Graph 1. Perkembangan Nilai Ekspor Kalimantan Utara 2021 (Juta US\$) / Trend of Kalimantan Utara Ekspor in 2021 (US \$ million)



Sumber/Source : Dokumen PEB, kantor pos, catatan instansi, survey perdagangan lintas batas/
PEB document, post office, agency notes, cross border trade survey

Grafik/ *Graph* 2. Perkembangan Persentase Nilai Ekspor Kalimantan Utara 2021 /
Percentage Development of Kalimantan Utara Eksport in 2021



Sumber/Source : Dokumen PEB, kantor pos, catatan instansi, survey perdagangan lintas batas/
PEB document, post office, agency notes, cross border trade survey

C. Ekspor Kalimantan Utara Tahun 2021

Ekspor Kalimantan Utara tahun 2021 dimuat melalui 4 (empat) pelabuhan yang ada di Kalimantan Utara. Dari empat pelabuhan ekspor tersebut bila diamati dari peran masing-masing pelabuhan, maka pelabuhan Lingkas Ujung di Tarakan merupakan pelabuhan yang memuat barang ekspor terbesar pada tahun 2021 yakni sebesar 80,43 persen dari total nilai ekspor Kalimantan Utara, atau senilai US\$ 1.363,31 juta dengan komoditi ekspor terbesar berupa

C. Kalimantan Utara Exports in 2021

Kalimantan Utara's exports in 2020 were loaded through 4 (four) ports in Kalimantan Utara. Of the four export ports, if observed from the role of each port, then the Lingkas Ujung port in Tarakan is the port that contains the largest export goods in 2020, amounting to 80,43 percent of the total export value of Kalimantan Utara, or valued at US \$ 1.363,31 million with the largest export commodity in the form of non-oil and gas commodities. The port that contains the second largest export

komoditi non migas. Pelabuhan yang memuat komoditi ekspor terbesar kedua adalah Pelabuhan Nunukan sebesar 10,73 persen atau memiliki nilai sebesar US\$ 181,94 juta. Adapun yang ketiga dan keempat adalah Pelabuhan Tanjung Selor dan Pelabuhan Bunyu dengan nilai ekspor masing-masing sebesar US\$ 100,91 juta dan US\$ 48,83 juta atau 5,95 persen dan 2,88 persen dari total nilai ekspor Kalimantan Utara tahun 2021. Selebihnya untuk ekspor Kalimantan utara dimuat dari pelabuhan-pelabuhan lain yang tersebar di wilayah administratif Kalimantan Utara. Besarnya nilai ekspor dari pelabuhan-pelabuhan lainnya memiliki nilai yang relatif lebih kecil bila dibandingkan dengan pelabuhan yang telah disebutkan sebelumnya. Adapun rincian ekspor melalui pelabuhan di Kalimantan Utara dapat dilihat pada Tabel 1.

commodity is Nunukan Port with 10,73 percent or has a value of US \$ 181,94 million. The third and fourth ones are Tanjung Selor Port and Bunyu Port with export value of US \$ 100,91 million and US \$ 48,83 million or 5,95 percent and 2,88 percent of the total export value of Kalimantan Utara in 2021 The rest of Kalimantan Utara's exports are loaded from other ports which are spread in the administrative region of Kalimantan Utara. The value of exports from other ports has a relatively smaller value when compared to the ports mentioned earlier. The details of exports through ports in Kalimantan Utara can be seen in Table 1.

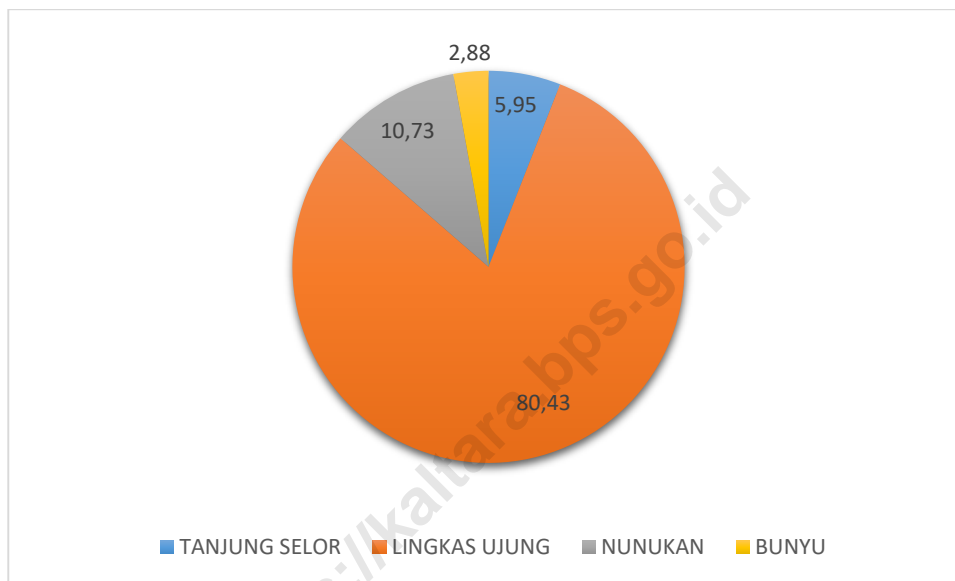
Tabel/ Table 1. Nilai Ekspor Kalimantan Utara Menurut Pelabuhan Muat di Kalimantan Utara 2021 /Export Value of Kalimantan Utara According to the Port of Loading in Kalimantan Utara in 2021

No	Pelabuhan/ Port	Berat (Ton)/ Weight (Ton)	Nilai (Juta US\$)/ Value (US\$ Million)	Peranan / Share (%)	
				Berat/ Weight	Nilai/ Value
1	Tanjung Selor	2 616 845,81	100,90	12,57	5,95
2	Lingkas Ujung	15 374 833,28	1 363,31	73,84	80,43

3	Nunukan	749 565,99	181,94	3,60	10,73
4	Bunyu	2 080 385,00	48,82	9,99	2,88
	Total	20 821 630,08	1 694,98	100,00	100,00

Sumber/Source : Dokumen PEB, kantor pos, catatan instansi, survey perdagangan lintas batas/
PEB document, post office, agency notes, cross border trade survey

Grafik/Graph 3. Nilai Ekspor Kalimantan Utara Menurut Pelabuhan Muat di Kalimantan Utara 2021/Export Value of Kalimantan Utara According to the Port of Loading in Kalimantan Utara in 2021



Komoditi hasil produksi yang menjadi ekspor Kalimantan Utara tahun 2021 diekspor ke berbagai negara. Untuk negara tujuan ekspor terbesar sepanjang tahun 2021 adalah Negara China dengan jumlah ekspor sebesar US\$ 811,84 juta atau sebanyak 10.182.844,37 ton. Komoditi terbanyak yang diekspor ke Negara China adalah komoditi *coal, whether or not pulverised, but not agglomerated*, other coal yaitu senilai US\$ 633,58 juta, juga komoditi *other coal, whether or not pulverised, but*

Commodities produced by Kalimantan Utara's in 2021 are exported to various countries. The largest export destination country in 2021 was China with total exports of US\$ 811.84 million or 10.182.844,37 tons. Most of the commodities exported to China are coal, whether or not pulverised, but not agglomerated, other coal which is valued at US\$ 633,58 million, as well as commodities other coal, whether or not pulverised, but not agglomerated, bituminous coal worth

not agglomerated ,bituminous coal senilai US\$ 176,16 juta. Selanjutnya untuk negara dengan jumlah ekspor terbesar selama tahun 2021 yaitu negara India dengan jumlah total ekspor sebesar US\$ 150,75 juta atau sebanyak 2.914.143,00 ton. India sebagai salah satu negara penerima ekspor Kalimantan Utara selama tahun 2021 menerima ekspor berupa *coal, whether or not pulverised, but not agglomerated ,other coal* senilai US\$ 121,90 juta, selain itu juga menerima ekspor komoditas *Other coal, whether or not pulverised, but not agglomerated ,bituminous coal* senilai US\$ 28,85 juta. Hal ini sesuai dengan perkembangan ekspor Kalimantan Utara dimana jumlah ekspor terbesar di dominasi oleh hasil tambang.

US\$ 176,16 million. Furthermore, for the other country with the largest number of exports during 2021 is India with a total export of US\$ 150,75 million or 2.914.143,00 tons. India as one of Kalimantan Utara's export recipient countries during 2021 received exports in the form of coal, whether or not pulverised, but not agglomerated, other coal worth US\$ 121,90 million, in addition to receiving exports of commodities other coal, whether or not pulverised, but not agglomerated, bituminous coal worth US\$ 28,85 million. This is in accordance with the trend of North Kalimantan where the largest number of exports is dominated by mining products.

Tabel/ Table 2. Nilai Ekspor Kalimantan Utara Menurut Negara Tujuan 2021 / *Export Value Of Kalimantan Utara According to Destination Country in 2021*

No	Negara/ <i>Country</i>	Berat (Ton)/ <i>Weight (Ton)</i>	Nilai (Juta US\$)/ <i>Value</i> (<i>US\$ Million</i>)	Peranan (%) / <i>Share</i> (%)	
				Berat/ <i>Weight</i>	Nilai/ <i>Value</i>
1	CHINA	10 182 844,37	811,84	48,91	47,90
2	HONG KONG	106 000,00	7,43	0,51	0,44
3	INDIA	2 914 143,00	150,75	14,00	8,89
4	JAPAN	203 916,09	68,26	0,98	4,03
5	KOREA, REPUBLIC OF	1 523 974,00	109,37	7,32	6,45
6	MALAYSIA	1 274 050,19	174,82	6,12	10,31

No	Negara/ <i>Country</i>	Berat (Ton)/ <i>Weight (Ton)</i>	Nilai (Juta US\$)/ <i>Value</i> (US\$ Million)	Peranan (%) / <i>Share</i> (%)	
				Berat/ <i>Weight</i>	Nilai/ <i>Value</i>
7	NEW ZEALAND	205 000,00	20,63	0,98	1,22
8	PAKISTAN	110 050,00	3,48	0,53	0,21
9	PHILIPPINES	940 411,28	212,42	4,52	12,53
10	TAIWAN	587 702,00	36,32	2,82	2,14
11	THAILAND	2 171 353,50	68,20	10,43	4,02
12	UNITED STATES	5 408,58	3,54	0,03	0,21
13	VIETNAM	596 777,07	27,92	2,87	1,65
Total		20 821 630,08	1 694,98	100,00	100,00

Sumber/Source : Dokumen PEB, kantor pos, catatan instansi, survey perdagangan lintas batas/ *PEB document, post office, agency notes, cross border trade survey*

Menurut golongan barang *According to the 2-digit Harmonized System (HS) 2 digit*, produk Bahan bakar mineral, minyak mineral dan produk sulingannya; zat mengandung bitumen; malam mineral adalah golongan barang yang paling dominan diekspor dari Kalimantan Utara. Pada tahun 2021 produk Bahan bakar mineral, minyak mineral dan produk sulingannya; zat mengandung bitumen; malam mineral nilai eksportnya mencapai US\$ 1.451,47 juta atau sebesar 85,63 persen dari total nilai ekspor Kalimantan Utara. Golongan barang dengan nilai ekspor terbesar berikutnya adalah tembakau dan pengganti tembakau dipabrikasi sebesar US\$ 134,41 juta atau sebesar 7,93 persen, lalu kayu dan barang dari

Harmonized System (HS) product category, mineral fuel products, mineral oil and their distillates; bituminous substances; mineral wax is the most dominant category of goods exported from Kalimantan Utara. By 2021 mineral fuel products, mineral oil and their refined products; bituminous substances; mineral wax exports value reached US\$ 1.451,47 million or 85,63 percent of the total export value of Kalimantan Utara The next largest group of goods with export value are tobacco and manufactured tobacco substitutes at US\$ 134,41 million or 7,93 percent, then wood and wood products were US\$ 60,53 million or 3,57 percent.

kayu sebesar US\$ 60,53 juta atau sebesar 3,57 persen.

Selanjutnya ikan dan krustasea, moluska serta invertebrata air lainnya sebesar US\$ 28,75 juta atau sebesar 1,70 persen dan lemak dan minyak hewani atau nabati serta produk disosiasinya sebesar US\$ 15,27 juta atau sebesar 0,90 persen. Di luar lima golongan barang tersebut, golongan barang lainnya memiliki total nilai ekspor sebesar US\$ 4,55 juta (0,27%).

Furthermore, fish and crustaceans, mollusks and other aquatic invertebrates at US\$ 28,75 million or 1,70 percent and animal or vegetable fats and oils and their dissociation products were US \$ 15,27 million or 0,90 percent. Out of the five categories of goods, the other categories of goods have a total export value of US \$ 4,55 million (0,27%).

Tabel/ Table 3. Nilai Ekspor Kalimantan Utara Menurut HS 2 Digit 2021 / *Export Value of Kalimantan Utara According to HS 2 Digit in 2021*

HS 2 Digit	Berat (Ton)/ Weight (Ton)	Nilai	Peranan / Share (%)		
		(Juta US\$)/ Value (US\$ Million)	Berat/ Weight	Nilai/ Value	
27	Bahan bakar mineral, minyak mineral dan produk sulingannya; zat mengandung bitumen; malam mineral	20 700 364,81	1 451,47	99,42	85,63
24	Tembakau dan pengganti tembakau dipabrikasi	16 275,42	134,41	0,08	7,93
44	Kayu dan barang dari kayu; arang kayu	57 654,67	60,53	0,28	3,57
3	Ikan dan krustasea, moluska serta invertebrata air lainnya	12 209,05	28,75	0,06	1,70
15	Lemak dan minyak hewani atau nabati serta produk disosiasinya; lemak olahan yang dapat dimakan; malam hewani atau malam nabati	17 172,86	15,27	0,08	0,90
10	Serealia	3 019,00	1,78	0,01	0,10
12	Biji dan buah mengandung minyak; bermacam-macam butir; biji dan buah; tanaman	10 906,01	1,22	0,05	0,07

HS 2 Digit	Berat (Ton)/ <i>Weight (Ton)</i>	Nilai (Juta US\$)/ <i>Value (US\$ Million)</i>	Peranan / <i>Share (%)</i>		
			Berat/ <i>Weight</i>	Nilai/ <i>Value</i>	
23	industri atau tanaman obat; jerami dan makanan ternak Residu dan sisa dari industri makanan; olahan makanan hewan	1 852,44	0,76	0,01	0,04
8	Buah dan buah bertempurung yang dapat dimakan; kulit dari buah jeruk dan melon	880,30	0,28	0,00	0,02
14	Bahan anyaman nabati; produk nabati tidak dirinci atau termasuk dalam pos lainnya	1 000,00	0,25	0,00	0,01
	Lainnya	295,52	0,27	0,00	0,02
Grand Total	20 821 630,08	1 694,98	100,00	100,00	

Sumber/Source : Dokumen PEB, kantor pos, catatan instansi, survey perdagangan lintas batas/ *PEB document, post office, agency notes, cross border trade survey*

Menurut golongan barang *Harmonized System (HS)* 8 digit ekspor Kalimantan Utara bisa diamati menurut jenis barangnya. Jenis barang ekspor terbesar dari Kalimantan Utara adalah *Coal, whether or not pulverised, but not agglomerated, other coal* yakni sebesar 62,09 persen dengan nilai US\$ 1.052,42 juta, disusul oleh *Other coal, whether or not pulverised, but not agglomerated, bituminous coal, coking coal* dan *Cigarettes containing tobacco, oth than beedies and clove cigarettes* masing-masing senilai US\$ 394,23 juta dan US\$ 70,18 juta atau sebesar 23,26 persen

According to the 8 digit Harmonized System (HS) category of Kalimantan Utara exports, it can be observed according to the type of goods. The largest types of exported goods from Kalimantan Utara are Coal, whether or not pulverized, but not agglomerated, other coal, amounting to 62,09 percent with a value of US\$ 1.052,42 million, followed by Other coal, whether or not pulverized, but not agglomerated, bituminous coal, coking coal and Cigarettes containing tobacco, oth than beedies and clove cigarettes each valued at US\$ 394,23 million and

dan 4,14 persen dari total nilai ekspor Kalimantan Utara tahun 2021. *US\$ 70,18 million or 23,26 percent and 4,14 percent of the total export value of Kalimantan Utara in 2021.*

Tabel/ Table 4. Nilai Ekspor Kalimantan Utara Menurut HS 8 Digit 2021 / *Export Value of Kalimantan Utara According to HS 8 Digit in 2021*

HS 8 Digit	Berat (Ton)/ <i>Weight (Ton)</i>	Nilai (Juta US\$)/ <i>Value (US\$ Million)</i>	Peranan (%) / <i>Share (%)</i>	
			Berat/ <i>Weight</i>	Nilai/ <i>Value</i>
27011900 <i>Coal, whether or not pulverised, but not agglomerated, other coal</i>	16 214 183,50	1 052,42	77,87	62,09
27011290 <i>Other coal, whether or not pulverised, but not agglomerated, bituminous coal</i>	4 460 394,00	394,23	21,42	23,26
24022090 <i>Cigarettes containing tobacco, oth than beedies and clove cigarettes</i>	9 126,87	70,18	0,04	4,14
24022020 <i>Cigarettes containing tobacco, clove cigarettes</i>	7 013,55	63,21	0,03	3,73
44123100 <i>Oth plywood, consis solely sheets of wood (exc bamboo), each ply <= 6 mm thick, w/at least one outer ply of tropical wood</i>	53 677,36	57,08	0,26	3,37
3063300 <i>Crabs, live, fresh or chilled</i>	3 527,17	14,38	0,02	0,85
15111000 <i>Crude palm oil</i>	15 086,04	12,84	0,07	0,76
3028919 <i>Oth Marine fish, nec in heading 0302891, fresh/chilled, excl fillets, fish meat of 0304, edible fish offal of 030291-299</i>	6 037,96	8,94	0,03	0,53
27079990 <i>Other carbon black feedstock & creosote oils</i>	5 987,31	2,93	0,03	0,17
15132110 <i>Crude oil of palm kernel</i>	1 956,04	2,32	0,01	0,14
Lainnya	44 640,28	16,45	0,21	0,97
Grand Total	20 821 630,08	1 694,98	100,00	100,00

Sumber/Source : Dokumen PEB, kantor pos, catatan instansi, survey perdagangan lintas batas/
PEB document, post office, agency notes, cross border trade survey

Ekspor Kalimantan Utara tidak hanya diekspor melalui pelabuhan di *Kalimantan Utara exports are not only exported through ports in*

Kalimantan Utara saja, akan tetapi juga di ekspor melalui pelabuhan diluar Kalimantan Utara. Diantaranya melalui Provinsi Jawa Timur, DKI Jakarta, Sulawesi Selatan, dan Kalimantan Timur. Adapun produk terbanyak yang diekspor melalui Provinsi Jawa Timur adalah komoditas *giant tiger prawns (Penaeus monodon) headless, frozen, fit for human consumption* sebanyak US\$ 66,75 juta; komoditas *other shrimps and prawns, frozen, fit for human consumption* sebanyak US\$ 17,30 juta; komoditas *other plywood, consis solely sheets of wood(exc bamboo),each ply <= 6 mm thick,w/at least one outer ply of tropical wood* sebanyak US\$ 14,83 juta; dan komoditas *eucheuma cottonii fit for human consumption, dried but not ground* sebanyak US\$ 5,69 juta.

Untuk DKI Jakarta dan Sulawesi Selatan komoditas ekspor terbanyak yaitu *eucheuma cottonii fit for human consumption, dried but not ground* masing-masing sebesar US\$ 2,56 juta dan US\$ 5,53 juta.

Kalimantan Utara, but are also exported through ports outside Kalimantan Utara. Among them are through the provinces of Jawa Timur, DKI Jakarta, Sulawesi Selatan, and Kalimantan Timur. The most products exported through Jawa Timur Province were giant tiger prawns (Penaeus monodon) headless, frozen, fit for human consumption with a total of US\$ 66,75 million; other shrimps and prawns, frozen, fit for human consumption commodities of US\$ 17,30 million; commodity other plywood, consis solely sheets of wood(exc bamboo),each ply <= 6 mm thick,w/at least one outer ply of tropical wood as much as US\$ 14,83 million; and the commodity eucheuma cottonii fit for human consumption, dried but not ground as much as US\$ 5,69 million.

For DKI Jakarta and Sulawesi Selatan, the most export commodities were eucheuma cottonii fit for human consumption, dried but not ground, which were US\$ 2,56 million and US\$ 5,53 million, respectively.

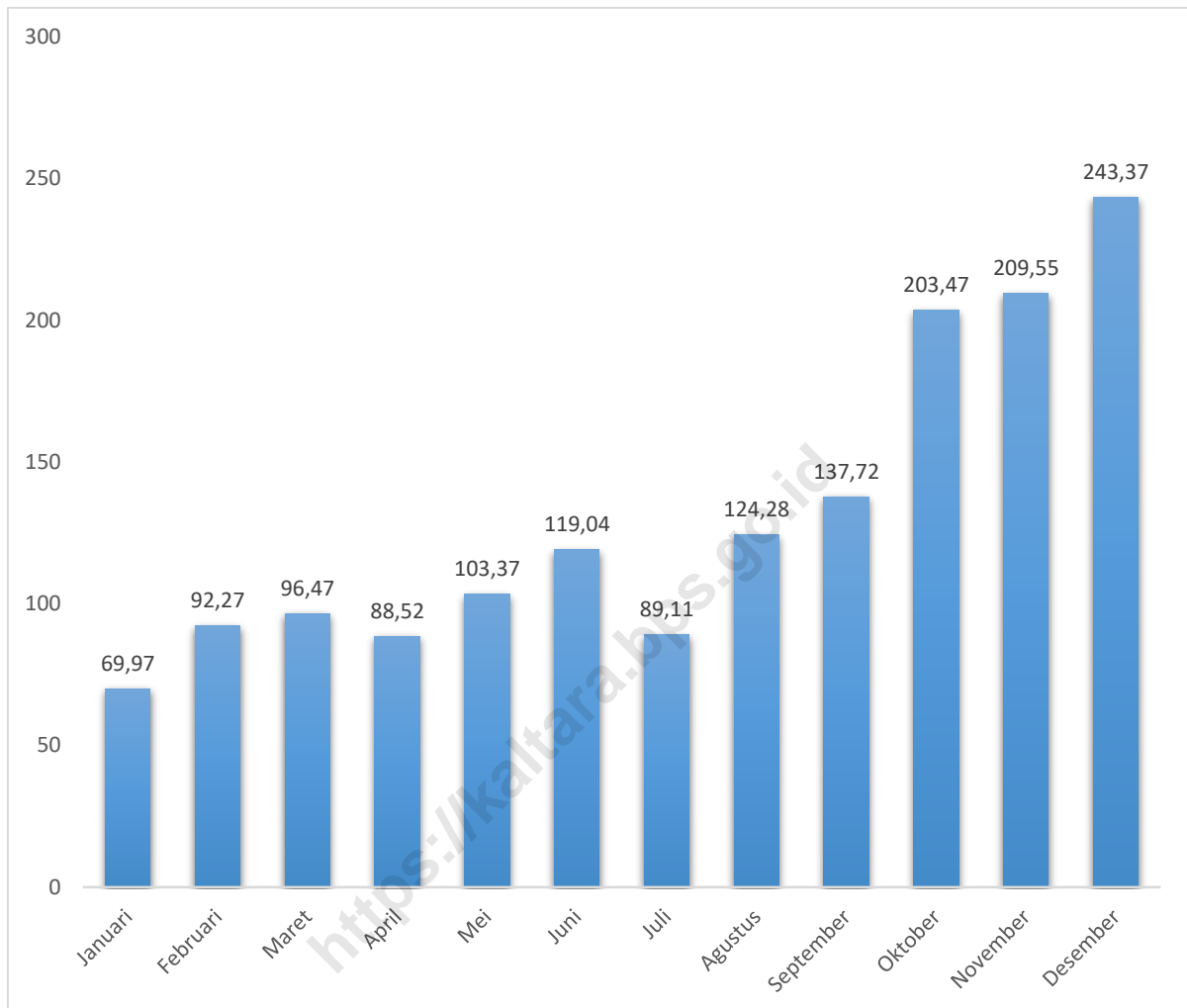
Tabel/ Table 5. Nilai Ekspor Kalimantan Utara Melalui Pelabuhan Luar Kalimantan Utara 2021 / *Export Value of Kalimantan Utara Trough Outer Kalimantan Utaras Ports in 2021*

Provinsi Ekspor	Nilai (Juta US\$)/ <i>Value (US\$ Million)</i>	Berat (Ton)/ <i>Weight (Ton)</i>
DKI JAKARTA	2 315,13	2,83
JAWA TIMUR	33 634,96	124,15
SULAWESI SELATAN	4 618,02	10,21
KALIMANTAN TIMUR	44 401,80	5,10
Lainnya selain Kaltara	0,01	0,00
Total	84 969,91	142,29

Ekspor Kalimantan Utara bila dilihat dari neraca perdagangan luar negeri selama tahun 2021 menunjukkan tren yang baik. Sepanjang tahun 2021 neraca perdagangan Kalimantan Utara selalu dalam kondisi surplus. Surplus tertinggi terjadi pada bulan Desember dengan nilai sebesar US\$ 243,37 juta. Adapun neraca perdagangan dengan nilai terendah terjadi pada bulan Januari dengan nilai sebesar US\$ 69,97 juta. Total neraca perdagangan Kalimantan Utara selama setahun adalah US\$ 1.577,14 juta dengan rata-rata surplus setiap bulannya sebesar US\$ 131,43 juta.

Kalimantan Utara's Exports when viewed from the balance of foreign trade in 2021 showed a good trend. Throughout 2021 the Kalimantan Utara trade balance is always in a surplus condition. The highest surplus occurred in December with a value of US\$ 243,37 million. The trade balance with the lowest value occurred in January with a value of US\$ 69,97 million. The total trade balance of Kalimantan Utara for a year is US\$ 1.577,14 million with an average monthly surplus of US\$ 131,43 million.

Grafik/Graph 4. Neraca Perdagangan Kalimantan Utara tahun 2021 / Kalimantan Utara Trade Balance in 2021



III

LAMPIRAN / *Appendix*



Tabel/ *Table 6. Perkembangan Ekspor Kalimantan Utara Tahun 2021 /
Trend of Kalimantan Utara's Exports in 2021*

Bulan / <i>Month</i>	Berat (Ton)/ <i>Weight (Ton)</i>	Nilai (Juta US\$)/ <i>Value (US\$ Million)</i>
Januari	1 764 605,81	79,32
Februari	1 486 313,94	97,24
Maret	1 613 138,92	102,48
April	1 411 706,12	93,48
Mei	1 701 118,86	111,41
Juni	1 632 926,00	123,75
Juli	1 370 837,85	112,16
Agustus	1 654 622,83	137,55
September	1 834 106,01	156,96
Oktober	2 227 372,73	207,73
November	1 933 690,11	215,13
Desember	2 191 190,90	257,77
Grand Total	20 821 630,08	1.694,98

Tabel/ Table 7. Nilai Ekspor Kalimantan Utara Menurut Pelabuhan Muat di Kalimantan Utara 2021 / *Export Value of Kalimantan Utara According to the Port of Loading in Kalimantan Utara in 2021*

Pelabuhan/ Port	Berat (Ton)/ Weight (Ton)	Nilai (Juta US\$)/ Value (US\$ Million)
Tanjung Selor	2 616 845,81	100,90
January	358 066,00	8,02
February	176 821,00	6,73
March	110 021,00	2,37
April	189 150,00	5,82
May	158 310,00	3,64
June	220 698,00	6,01
July	117 140,00	3,60
August	171 635,00	5,91
September	320 580,00	12,60
October	257 287,31	15,76
November	368 355,00	22,82
December	168 782,50	7,61
Lingkars Ujung	15 374 833,28	1 363,31
January	1 243 101,50	60,71
February	1 096 215,50	70,29
March	1 314 093,80	85,66
April	994 801,22	67,89
May	1 434 069,10	97,71
June	1 236 620,24	100,25
July	1 113 363,55	90,90
August	1 245 701,39	114,89
September	1 194 059,97	120,59
October	1 555 234,35	169,35
November	1 281 295,55	167,10
December	1 666 277,10	217,97

Pelabuhan/ Port	Berat (Ton)/ Weight (Ton)	Nilai (Juta US\$)/ Value (US\$ Million)
Nunukan	749 565,99	181,94
January	20 771,30	8,48
February	101 111,43	18,25
March	6 824,12	11,05
April	115 324,90	17,41
May	2 539,76	7,83
June	92 107,76	15,47
July	31 774,30	15,39
August	35 874,44	11,20
September	90 066,04	17,16
October	89 033,08	14,43
November	67 737,56	19,21
December	96 401,30	26,05
Bunyu	2 080 385,00	48,82
January	142 667,00	2,10
February	112 166,00	1,98
March	182 200,00	3,40
April	112 430,00	2,36
May	106 200,00	2,23
June	83 500,00	2,01
July	108 560,00	2,28
August	201 412,00	5,54
September	229 400,00	6,60
October	325 818,00	8,18
November	216 302,00	6,01
December	259 730,00	6,13
Grand Total	20 821 630,08	1 694,98

Tabel/ Table 8. Nilai Ekspor Kalimantan Utara Menurut Negara Tujuan 2021 / *Export Value of Kalimantan Utara According to Destination Country in 2021*

Negara Tujuan	Berat (Ton)/ Weight (Ton)	Nilai (Juta US\$)/ Value (US\$ Million)
CHINA	10 182 844,37	811,84
HONG KONG	106 000,00	7,43
INDIA	2 914 143,00	150,75
JAPAN	203 916,09	68,26
KOREA, REPUBLIC OF	1 523 974,00	109,37
MALAYSIA	1 274 050,19	174,82
NEW ZEALAND	205 000,00	20,63
PAKISTAN	110 050,00	3,48
PHILIPPINES	940 411,28	212,42
TAIWAN	587 702,00	36,32
THAILAND	2 171 353,50	68,20
UNITED STATES	5 408,58	3,54
VIETNAM	596 777,07	27,92
Grand Total	20 821 630,08	1 694,98

Tabel/ Table 9. Nilai Ekspor Kalimantan Utara Menurut HS 2 Digit 2021 / *Export Value of Kalimantan Utara According to HS 2 Digit in 2021*

HS 2 Digit		Berat (Ton)/ Weight (Ton)	Nilai (Juta US\$)/ Value (US\$ Million)
27	Bahan bakar mineral, minyak mineral dan produk sulingannya; zat mengandung bitumen; malam mineral	20 700 364,81	1.451,47
24	Tembakau dan pengganti tembakau dipabrikasi	16 275,42	134,41
44	Kayu dan barang dari kayu; arang kayu	57 654,67	60,53
3	Ikan dan krustasea, moluska serta invertebrata air lainnya	12 209,05	28,75
15	Lemak dan minyak hewani atau nabati serta produk disosiasinya; lemak olahan yang dapat dimakan; malam hewani atau malam nabati	17 172,86	15,27
10	Serealia	3 019,00	1,78
12	Biji dan buah mengandung minyak; bermacam-macam butir; biji dan buah; tanaman industri atau tanaman obat; jerami dan makanan ternak	10 906,01	1,22
23	Residu dan sisa dari industri makanan; olahan makanan hewan	1 852,44	0,76
8	Buah dan buah bertempurung yang dapat dimakan; kulit dari buah jeruk dan melon	880,30	0,28
14	Bahan anyaman nabati; produk nabati tidak dirinci atau termasuk dalam pos lainnya	1 000,00	0,25
9	Kopi, teh, mate, dan rempah-rempah	77,08	0,07
19	Olahan dari serealia, tepung, pati atau susu; produk industri kue	75,23	0,05
73	Barang dari besi atau baja	19,76	0,05
18	Kakao dan olahan kakao	8,40	0,02
21	Bermacam-macam olahan yang dapat dimakan	34,75	0,01
61	Pakaian dan aksesoris pakaian, rajutan atau kaitan	10,30	0,01

HS 2 Digit		Berat (Ton)/ Weight (Ton)	Nilai (Juta US\$)/ Value (US\$ Million)
39	Plastik dan barang daripadanya	4,62	0,01
33	Minyak atsiri dan resinoida, preparat wewangian, kosmetika atau rias	0,24	0,01
62	Pakaian dan aksesoris pakaian, bukan rajutan atau kaitan	2,75	0,01
17	Gula dan kembang gula	38,69	0,01
94	Perabotan; keperluan tidur, kasur, alas kasur, bantal kursi dan perabotan yang diisi semacam itu ; lampu dan alat kelengkapan penerangan; papan/tanda iluminasi; bangunan prefabrikasi	2,39	0,01
6	Pohon hidup dan tanaman lainnya; umbi, akar danyang semacam itu; bunga potong dan daun untuk hiasan	12,42	0,01
13	Lak; getah, damar dan sap serta ekstrak nabati lainnya	2,50	0,00
85	Mesin dan perlengkapan elektris serta bagiannya; perekam dan pereproduksi suara/gambar dan suara televisi, dan bagian serta aksesoris dari barang tersebut	0,04	0,00
16	Olahan dari daging, ikan, krustacea, moluska atau invertebrata air lainnya	0,84	0,00
7	Sayuran dan akar serta bonggol tertentu yang dapat dimakan	1,14	0,00
22	Minuman, alkohol, dan cuka	0,60	0,00
48	Kertas dan kertas karton; barang dari pulp kertas, kertas atau kertas karton	0,09	0,00
20	Olahan dari sayuran, buah, biji/kacang atau bagian dari tanaman	1,16	0,00
40	Karet dan barang daripadanya	0,50	0,00
63	Barang tekstil sudah jadi lainnya; set; pakaian bekas dan barang tekstil bekas; gombal	0,10	0,00

HS 2 Digit		Berat (Ton)/ Weight (Ton)	Nilai (Juta US\$)/ Value (US\$ Million)
11	Produk industri penggilingan; malt; pati; inulin; gluten gandum	0,24	0,00
96	Bermacam-macam barang hasil pabrik	1,05	0,00
95	Keperluan olah raga; bagian dan aksesorinya	0,30	0,00
83	Bermacam-macam barang dari logam tidak mulia	0,02	0,00
46	Barang dari jerami, dari rumput esparto dan dari bahan anyaman lainnya; keranjang dan barang anyaman	0,14	0,00
65	Tutup kepala dan bagiannya	0,20	0,00
Grand Total		20.821.630,08	1 694,98

Tabel/ Table 10. Berat Ekspor Kalimantan Utara Menurut HS 8 Digit 2021 / *Export Value of Kalimantan Utara According to HS 8 Digit in 2021 (Kg)*

HS 8 Digit		Berat (Kg)/ Weight (Kg)
3011999	Live marine ornamental fish, other than fry	190,0
3022900	Oth flat fish, fresh/chilled,excl edible fish offal of subhead 030291-030299,excl fillets & oth fish meat of head 0304	1 250,0
3023200	Yellowfin tunas (Thunnus albacares), fresh or chilled, excl fish fillets	4 559,0
3023300	Skipjack or stripe-bellied bonito, fresh or chilled, excl fish fillets	2 500,0
3023400	Bigeye tunas (Thunnus obesus) fresh or chilled, excl fish fillets	2 000,0
3024900	Oth fish e.g Makarel Indian,seerfishes,jacks, crevalles,silver pomfrets etc, excl edible fish offal of s0302.91-0302.99	241 720,0
3027100	Tilapias (Oreochromis spp), fresh/chilled, excl fish fillets	1 950,0
3027900	Nile perch and snakeheads, fresh or chilled, excl fish fillets and eddible fish offal of subheadings 0302.91 to 0302.99	10 385,0
3028200	Rays and skates (Rajidae), excl edible fish offal of subheadings 0302.91 to 0302.99	8 800,0
3028911	Grouper, fresh or chilled, excluding edible fish offal	282 800,0
3028916	Torpedo scads, spotted sicklefish and great barracudas, fresh or chilled, excluding edible fish offal	29 050,0

HS 8 Digit		Berat (Kg)/ Weight (Kg)
3028917	Black pomfrets (<i>Parastromatus niger</i>), fresh or chilled, excluding edible fish offal	81 535,0
3028918	Mangrove red snappers (<i>Lutjanus argentimaculatus</i>), fresh or chilled, excluding edible fish offal	246 116,0
3028919	Oth Marine fish, nec in heading 0302891, fresh/chilled, excl fillets, fish meat of 0304, edible fish offal of 030291-299	6 037 962,0
3028929	Other fish nec heading 0302892, excl fillets, fish meat of 0304, & edible fish offal of 030291-030299,	168 980,0
3038911	Grouper, frozen, excl. edible fish offal of subheadings 0303.91-99	12 900,0
3038919	Oth marine fish, frozen, excl. edible fish offal of subheadings 0303.91-99	180 000,0
3039100	Livers, roes and milt of fish, frozen	14 800,0
3044900	Fresh or chilled fillets of oth fish subheading 030441 - 030449	400,0
3049900	Meat of other fish, (whether or not minced), frozen	15 500,0
3055921	Dried fish of Anchovies, other than edible fish offal, whether or not salted but not smoked	65 014,0
3055929	Dried of oth marine fish, other than edible fish offal, whether or not salted but not smoked	2 250,0
3057219	Fish maws of oth fish	65,0

HS 8 Digit		Berat (Kg)/ Weight (Kg)
3061190	Rock lobster & oth sea crawfish (Palinurus spp, Panulirus spp, Jasus spp), not smoked, frozen, fit for human consumpt	300,0
3061490	Other crabs, frozen, fit for human consumption	100,0
3061790	Other shrimps and prawns, frozen, fit for human consumption	313 439,0
3063300	Crabs, live, fresh or chilled	3 527 173,0
3063629	Other shrimps and prawns, live	4 355,0
3063631	Giant tiger prawns (Penaeus monodon), fresh or chilled	7 040,0
3063633	Giant river prawns (Macrobrachium rosenbergii), fresh or chilled	11 900,0
3063639	Other shrimps and prawns, fresh or chilled	453 982,0
3069330	Crabs in not airtight containers for retail sale	155,0
3069529	Shrimps and prawns, without shell, cooked by steaming or boiling in water, in airtight containers for retail sale	54 000,0
3069530	Shrimps and prawns, in shell, cooked by steaming or boiling in water, in not airtight containers for retail sale	280,0
3071120	Oysters, Fresh or chilled	42 120,0
3072110	Scallops, including queen scallops, of the genera Pecten, Chlamys or Placopecten, live	4 000,0

HS 8 Digit		Berat (Kg)/ Weight (Kg)
3077110	Clams, cockles & ark shells (fam Arcidae, Arctiidae, Cardiidae, Donacidae, Hiatellidae, Mactridae etc), live	363 690,0
3077120	Clams, cockles & ark shells (fam Arcidae, Arctiidae, Cardiidae, Donacidae, Hiatellidae, Mactridae etc), fresh/chilled	290,0
3077200	Clams, cockles & ark shells (fam Arcidae, Arctiidae, Cardiidae, Donacidae, Hiatellidae, Mactridae etc), frozen	15 500,0
6029090	Mushroom spawn	1 387,0
6042090	Foliage, branches & oth parts of plants, wo flowers/flower buds, & grasses, suitable for bouquets, fresh	11 030,0
7041010	Cauliflowers, fresh or chilled	250,0
7069000	Salad beetroot, salsify, celeriac, radishes and similar edible roots, fresh or chilled	100,0
7089000	oth leguminous vegetables, shelled or unshelled, fresh or chilled,except HS 070810-070820	325,0
7099990	oth vegetables, fresh or chilled, except HS 07092000-07099920	462,0
8011200	Coconuts In the inner shell (endocarp)	528 168,0
8011990	Coconuts, oth desiccated, or dried, In the inner shell (endocarp), oth young coconut	50,0
8013200	Cashew nuts shelled	986,0

HS 8 Digit		Berat (Kg)/ Weight (Kg)
8029000	Oth nuts, ot Almonds, Hazelnuts,Walnuts,Chesnuts,Pistachios,Macadami a nuts,Kola nuts, fresh/dried, won shelled/peeled	1 170,0
8031000	Bananas, including plantains, fresh or dried	265 488,0
8043000	Pineapples, fresh or dried	7 680,0
8045020	Mangoes, fresh or dried	3 420,0
8072000	Papaws (papayas), fresh	258,0
8109050	Jackfruit (including Cempedak and Nangka), fresh	30,0
8109091	Salacca (snake fruit), fresh	2 170,0
8109092	Dragon fruit, fresh	150,0
8109099	OthFruit,fresh otthan Salaca,drgonFrt,sapodilla,Pomegranet,soursop,be lFrt,marianPlum,passionFrt,cottonfrt,jujube&ram bai	200,0
8119000	Fruit & nuts, uncooked or cooked by steaming/boiling, frozen, won cont added sugar or oth, oth than HS 081110-0820	70 530,0
9011190	Coffee oth than Arabica WIB or Robusta OIB, not roasted, not decaffeinated	70,0
9023090	Black tea (fermented) and partly fermented tea, in immediate packings of ≤ 3 kg, whether or not flavoured, oth leaves	240,0
9041110	White pepper, neither crushed nor ground	3 380,0
9041190	oth pepper, neither crushed nor ground	300,0
9041290	oth pepper,crushed or ground	10 571,0
9101100	Ginger, Neither crushed nor ground	9 570,0

HS 8 Digit		Berat (Kg)/ Weight (Kg)
9103000	Turmeric (curcuma	1 640,0
9109990	oth spices, oth mixtures referred to in Note 1(b) to this Chapter , oth than Thyme, bay leaves	51 309,0
10063099	Semi-milled/ wholly milled rice,whether or not polished or glazed, oth than glutinous rice,Hom Mali rice,parboiled rice	3 019 000,0
11010019	Not fortified wheat flour	240,0
12071090	oth than palm nuts suitable for sowing/planting and kernels	10 906 013,0
13023990	Mucilages & thickeners,whth/ not modified,derived frm vegetable products,oth than 13023911-13023919	2 504,1
14049091	Palm kernel shells	1 000 000,0
15111000	Crude palm oil	15 086 035,0
15119036	Liquid fractions of refined palm oil, in packing of a net weight not exceeding 25 kg	80 868,0
15132110	Crude oil of palm kernel	1 956 041,0
15180019	oth fats & oil & its fractions, boiled/oxidised/ dehydrated/sulphurised/blown/ polymerised /chemically modified	49 920,0
16023290	oth prepared or preserved of meat, meat offal or blood fowls of the species Gallus domesticus, ot 16023210	835,0
17019100	oth raw sugar in solid form, containing added flavouring or colouring matter	140,0
17019990	oth raw sugar in solid form, not containing added flavouring or colouring matter, unrefined	33 250,0

HS 8 Digit		Berat (Kg)/ Weight (Kg)
17029091	Syrup of sugar, in dry state w/ fructose 50%	481,0
17029099	Oth sugar,incl invert sugar and sugar syrup blends, in dry w/ fructose 50%	4 820,0
18010000	Cocoa beans, whole or broken, raw or roasted	8 400,0
19012010	Mixes and doughs of flour, groats, meal, starch or malt extract, not containing cocoa	180,0
19019099	oth medical foods	33 875,0
19023040	oth instant noodles, stuffed, whether or not cooked or otherwise prepared	9 344,8
19030000	Tapioca&substitutes thf prep fr starch, in flake,grain,pearl,sifting/ sim form	1 250,0
19049090	Oth prepared foods obtained of cereals or cereal products	8 550,0
19053110	Sweet biscuits, not containing cocoa	330,0
19053120	Sweet biscuits, containing cocoa	2 396,0
19053220	Wafers	3 177,0
19059050	Flourless bakers' wares	1 904,0
19059080	oth crisp savoury food products	9 925,0
19059090	oth baker wares	4 297,0
20081190	Oth ground nuts, othwise prepared / preserved	1 159,0
21031000	Soya sauce	144,0
21039011	Chilli sauce	5 846,5
21039019	Oth mixed condiments and mixed seasonings	1 179,0
21039029	Oth mixed condiments and mixed seasonings	2 345,0

HS 8 Digit		Berat (Kg)/ Weight (Kg)
21069099	Other Food preparations not elsewhere specified or included, oth than HS 21069091 - 21069098	25 232,0
22029950	oth non-aerated beverages ready for immediate consumption without dilution	600,0
23066010	Palm nuts or kernels, ground or in the form of pellets	1 050 070,0
23066090	Palm nuts or kernels, oth than ground or in the form of pellets	524 000,0
23069090	oth than maize (corn) germ	278 370,0
24022020	Cigarettes containing tobacco, clove cigarettes	7 013 547,9
24022090	Cigarettes containing tobacco, oth than beedies and clove cigarettes	9 126 869,4
24029020	Cigarettes of tobacco substitutes	97 160,0
24031919	Other Water pipe tobacco specified in Subheading Note 1 to this Chapter, Not Ang Hoon, Packed for retail sale	37 840,0
27011290	Other coal, whether or not pulverised, but not agglomerated, bituminous coal	4 460 394 000,0
27011900	Coal, whether or not pulverised, but not agglomerated, other coal	16 214 183 500,0
27040010	Coke & semicoke of coal	19 800 000,0
27079990	Other carbon black feedstock & creosote oils	5 987 307,0
33019090	Essential oils other than HS 3301.12.00 to 3301.90.10	240,0
39069020	Other Poly(methyl methacrylate) In dispersion	1 075,0

HS 8 Digit		Berat (Kg)/ Weight (Kg)
39241090	Tableware and kitchenware, of plastics	3 200,0
39249090	Other household articles, of plastics	120,0
39251000	Reservoirs, tanks, vats and similar containers, of a capacity exceeding 300 l, of plastics	222,0
40169110	Mats of vulcanised rubber other than hard rubber	500,0
44072511	Tropical wood of dark red meranti, light red meranti & meranti bakau, planed, sanded or end-joint	447 174,0
44072931	Tropical wood of kempas (<i>Koompassia</i> spp), planed, sanded or end-joint	24 133,0
44089090	Other than face veneer sheets, of non-coniferous and other than tropical wood	671 809,0
44092200	Non-coniferous of tropical wood continuously shaped along any of its edge, ends/faces, won planed, sanded or end-jointed	1 361 437,0
44123100	Oth plywood, consis solely sheets of wood (exc bamboo), each ply ≤ 6 mm thick, w/at least one outer ply of tropical wood	53 677 358,0
44129400	Oth plywood, consis solely of sheets of wood (oth thn bamboo), each ply > 6 mm thickness, Blockboard, laminboard & battenboard	1 303 392,0
44129990	Other plywood, except bamboo, each ply more than 6 mm thickness, other than HS code 4412.99.10 - 4412.99.30	169 366,0

HS 8 Digit		Berat (Kg)/ Weight (Kg)
46019490	Other than fans and handscreens, frames and handles therefor, and parts thereof of other vegetable materials	136,0
48191000	Cartons, boxes and cases, of corrugated paper or paperboard	89,0
61019000	Men/boys' over/coat,cape,wind-cheater/jacket & similar,knitted/crocheted,oth heading 61.03,of oth textile material	250,0
61051000	Men's or boys' shirts, knitted or crocheted, of cotton	250,0
61069000	Women's or girls' blouses, shirts & shirt-blouses, knitted/crocheted, of other textile materials	9 450,0
61091010	T-shirts,singlets and other vests,knitted or crocheted,ofcotton, for men or boys	350,0
62113990	Oth garment,of oth textile material,men's/boys',exc use forprotec from fire/chemical/radiation/for fencing/wrestling	2 750,0
63064090	Pneumatic mattresses oth than cotton	100,0
65010000	Hat-forms/bodies, hood of felt, not block shape, not brims,plateaux,manchons (including slit manchons), of felt.	200,0
73041100	Line pipe used for oil/gas pipelines of stainless steel	96,0
73089099	Other guardrails of iron or steel	2 621,0

HS 8 Digit		Berat (Kg)/ Weight (Kg)
73101099	Other tank,cask,drum,can,boxe&similar,capacity>50L& <=300L,not tinplate,steel casting,forging/stamping in rough state	8 350,0
73239110	Kitchenware of cast iron, not enamelled	2 038,0
73239310	Kitchenware of stainless steel	3 850,0
73239990	Tableware,kitchenware/oth household articles&parts thereof,of iron other than stainless steel and cast iron	2 800,0
83062990	Statuetes and other ornamen of iron or steel	15,0
85012029	Universal AC/DC motor oth than for AC,refrigerator,washing mach, electr. Dom. appl.,storage wtr heater an output> 1 kW	24,0
85363010	Lightning arresters for protecting electrical circuits	19,0
94041000	Mattress supports	1 250,0
94049090	Other articles of bedding&similar furnishing	1 137,8
95044000	Playing cards	300,0
96031020	Brooms consisting of twig/oth vegetable materials boundtogether	646,0
96039020	Hand-operated mechanical floor sweepers, not motorised	400,0
Grand Total		20 821 630 077,5

Tabel/ Table 11. Nilai Ekspor Kalimantan Utara Menurut HS 8 Digit 2021 (US\$) / *Export Value of Kalimantan Utara According to HS 8 Digit in 2021 (US\$)*

HS 8 Digit		Nilai (US\$)/ Value (US\$)
3011999	Live marine ornamental fish, other than fry	768,66
3022900	Oth flat fish, fresh/chilled,excl edible fish offal of subhead 030291-030299,excl fillets & oth fish meat of head 0304	349,88
3023200	Yellowfin tunas (Thunnus albacares), fresh or chilled, excl fish fillets	9 502,29
3023300	Skipjack or stripe-bellied bonito, fresh or chilled, excl fish fillets	2 617,14
3023400	Bigeye tunas (Thunnus obesus) fresh or chilled, excl fish fillets	2 472,15
3024900	Oth fish e.g Makarel Indian,seerfishes,jacks, crevalles,silver pomfrets etc, excl edible fish offal of s0302.91-0302.99	326 937,03
3027100	Tilapias (Oreochromis spp), fresh/chilled, excl fish fillets	1 624,90
3027900	Nile perch and snakeheads, fresh or chilled, excl fish fillets and eddible fish offal of subheadings 0302.91 to 0302.99	13 143,84
3028200	Rays and skates (Rajidae), excl edible fish offal of subheadings 0302.91 to 0302.99	5 038,53
3028911	Grouper, fresh or chilled, excluding edible fish offal	592 785,28

HS 8 Digit		Nilai (US\$)/ Value (US\$)
3028916	Torpedo scads, spotted sicklefish and great barracudas, fresh or chilled, excluding edible fish offal	20 972,48
3028917	Black pomfrets (<i>Parastromatus niger</i>), fresh or chilled, excluding edible fish offal	1 093 942,34
3028918	Mangrove red snappers (<i>Lutjanus argentimaculatus</i>), fresh or chilled, excluding edible fish offal	436 613,81
3028919	Oth Marine fish, nec in heading 0302891, fresh/chilled, excl fillets, fish meat of 0304, edible fish offal of 030291-299	8 936 432,81
3028929	Other fish nec heading 0302892, excl fillets, fish meat of 0304, & edible fish offal of 030291-030299,	80 695,09
3038911	Grouper, frozen, excl. edible fish offal of subheadings 0303.91-99	13 415,23
3038919	Oth marine fish, frozen, excl. edible fish offal of subheadings 0303.91-99	129 244,99
3039100	Livers, roes and milt of fish, frozen	5 317,08
3044900	Fresh or chilled fillets of oth fish subheading 030441 - 030449	276,00
3049900	Meat of other fish, (whether or not minced), frozen	7 425,92
3055921	Dried fish of Anchovies, other than edible fish offal, whether or not salted but not smoked	308 836,98
3055929	Dried of oth marine fish, other than edible fish offal, whether or not salted but not smoked	1 593,46

HS 8 Digit		Nilai (US\$)/ Value (US\$)
3057219	Fish maws of oth fish	13 650,00
3061190	Rock lobster & oth sea crawfish (Palinurus spp, Panulirus spp, Jasus spp), not smoked, frozen, fit for human consumpt	6 339,02
3061490	Other crabs, frozen, fit for human consumption	190,95
3061790	Other shrimps and prawns, frozen, fit for human consumption	1 123 117,84
3063300	Crabs, live, fresh or chilled	14 378 243,17
3063629	Other shrimps and prawns, live	28 572,91
3063631	Giant tiger prawns (Penaeus monodon), fresh or chilled	13 870,78
3063633	Giant river prawns (Macrobrachium rosenbergii), fresh or chilled	22 739,67
3063639	Other shrimps and prawns, fresh or chilled	964 992,29
3069330	Crabs in not airtight containers for retail sale	303,53
3069529	Shrimps and prawns, without shell, cooked by steaming or boiling in water, in airtight containers for retail sale	38 073,11
3069530	Shrimps and prawns, in shell, cooked by steaming or boiling in water, in not airtight containers for retail sale	795,20
3071120	Oysters, Fresh or chilled	26 857,79
3072110	Scallops, including queen scallops, of the genera Pecten, Chlamys or Placopecten, live	1 429,55

HS 8 Digit		Nilai (US\$)/ Value (US\$)
3077110	Clams, cockles & ark shells (fam Arcidae, Arctidae, Cardiidae, Donacidae, Hiatellidae, Mactridae etc), live	135 015,06
3077120	Clams, cockles & ark shells (fam Arcidae, Arctidae, Cardiidae, Donacidae, Hiatellidae, Mactridae etc), fresh/chilled	101,50
3077200	Clams, cockles & ark shells (fam Arcidae, Arctidae, Cardiidae, Donacidae, Hiatellidae, Mactridae etc), frozen	5 653,56
6029090	Mushroom spawn	238,87
6042090	Foliage, branches & oth parts of plants, wo flowers/flower buds, & grasses, suitable for bouquets, fresh	5 104,64
7041010	Cauliflowers, fresh or chilled	172,50
7069000	Salad beetroot, salsify, celeriac, radishes and similar edible roots, fresh or chilled	414,00
7089000	oth leguminous vegetables, shelled or unshelled, fresh or chilled,except HS 070810-070820	689,86
7099990	oth vegetables, fresh or chilled, except HS 07092000-07099920	187,49
8011200	Coconuts In the inner shell (endocarp)	96 981,51
8011990	Coconuts, oth desiccated, or dried, In the inner shell (endocarp), oth young coconut	12,25
8013200	Cashew nuts shelled	1 117,01

HS 8 Digit		Nilai (US\$)/ Value (US\$)
8029000	Oth nuts, ot Almonds, Hazelnuts,Walnuts,Chesnuts,Pistachios,Macadamia nuts,Kola nuts, fresh/dried, won shelled/peeled	223,02
8031000	Bananas, including plantains, fresh or dried	67 774,95
8043000	Pineapples, fresh or dried	3 365,03
8045020	Mangoes, fresh or dried	4 316,01
8072000	Papaws (papayas), fresh	98,31
8109050	Jackfruit (including Cempedak and Nangka), fresh	7,37
8109091	Salacca (snake fruit), fresh	1 056,40
8109092	Dragon fruit, fresh	263,04
8109099	OthFruit,fresh otthan Salaca,drgonFrt,sapodilla,Pomegranet,soursop,bellF rt,marianPlum,passionFrt,cottonfrt,jujube&rambai	48,02
8119000	Fruit & nuts, uncooked or cooked by steaming/boiling, frozen, won cont added sugar or oth, oth than HS 081110-0820	103 235,35
9011190	Coffee oth than Arabica WIB or Robusta OIB, not roasted, not decaffeinated	154,77
9023090	Black tea (fermented) and partly fermented tea, in immediate packings of ≤ 3 kg, whether or not flavoured, oth leaves	552,00
9041110	White pepper, neither crushed nor ground	10 412,22
9041190	oth pepper, neither crushed nor ground	1 253,06
9041290	oth pepper,crushed or ground	5 298,03
9101100	Ginger, Neither crushed nor ground	9 859,72

HS 8 Digit		Nilai (US\$)/ Value (US\$)
9103000	Turmeric (curcuma	1 647,74
9109990	oth spices, oth mixtures referred to in Note 1(b) to this Chapter , oth than Thyme, bay leaves	41 728,82
10063099	Semi-milled/ wholly milled rice,whether or not polished or glazed, oth than glutinous rice,Hom Mali rice,parboiled rice	1 775 699,00
11010019	Not fortified wheat flour	252,26
12071090	oth than palm nuts suitable for sowing/planting and kernels	1 219 540,24
13023990	Mucilages & thickeners,whth/ not modified,derived frm vegetable products,oth than 13023911-13023919	3 193,70
14049091	Palm kernel shells	246 000,00
15111000	Crude palm oil	12 841 325,77
15119036	Liquid fractions of refined palm oil, in packing of a net weight not exceeding 25 kg	64 100,90
15132110	Crude oil of palm kernel	2 318 004,32
15180019	oth fats & oil & its fractions, boiled/oxidised/dehydrated/sulphurised/blown/ polymerised /chemically modified	42 082,79
16023290	oth prepared or preserved of meat, meat offal or blood fowls of the species Gallus domesticus, ot 16023210	1 530,97
17019100	oth raw sugar in solid form, containing added flavouring or colouring matter	210,00
17019990	oth raw sugar in solid form, not containing added flavouring or colouring matter, unrefined	5 290,90

HS 8 Digit		Nilai (US\$)/ Value (US\$)
17029091	Syrup of sugar, in dry state w/ fructose 50%	393,99
17029099	Oth sugar,incl invert sugar and sugar syrup blends, in dry w/ fructose 50%	800,76
18010000	Cocoa beans, whole or broken, raw or roasted	15 833,86
19012010	Mixes and doughs of flour, groats, meal, starch or malt extract, not containing cocoa	70,00
19019099	oth medical foods	13 707,98
19023040	oth instant noodles, stuffed, whether or not cooked or otherwise prepared	16 925,75
19030000	Tapioca&substitutes thf prep fr starch, in flake,grain,pearl,sifting/ sim form	1 095,38
19049090	Oth prepared foods obtained of cereals or cereal products	3 395,67
19053110	Sweet biscuits, not containing cocoa	262,20
19053120	Sweet biscuits, containing cocoa	1 350,49
19053220	Wafers	2 596,95
19059050	Flourless bakers' wares	1 092,82
19059080	oth crisp savoury food products	10 644,20
19059090	oth baker wares	3 625,45
20081190	Oth ground nuts, othwise prepared / preserved	476,51
21031000	Soya sauce	157,50
21039011	Chilli sauce	1 203,90
21039019	Oth mixed condiments and mixed seasonings	731,06
21039029	Oth mixed condiments and mixed seasonings	1 315,78

HS 8 Digit		Nilai (US\$)/ Value (US\$)
21069099	Other Food preparations not elsewhere specified or included, oth than HS 21069091 - 21069098	10 580,73
22029950	oth non-aerated beverages ready for immediate consumption without dilution	1 043,57
23066010	Palm nuts or kernels, ground or in the form of pellets	195 300,00
23066090	Palm nuts or kernels, oth than ground or in the form of pellets	353 595,20
23069090	oth than maize (corn) germ	208 777,50
24022020	Cigarettes containing tobacco, clove cigarettes	63 211 249,17
24022090	Cigarettes containing tobacco, oth than beedies and clove cigarettes	70 178 859,61
24029020	Cigarettes of tobacco substitutes	800 636,00
24031919	Other Water pipe tobacco specified in Subheading Note 1 to this Chapter, Not Ang Hoon, Packed for retail sale	220 143,00
27011290	Other coal, whether or not pulverised, but not agglomerated, bituminous coal	394 229 026,46
27011900	Coal, whether or not pulverised, but not agglomerated, other coal	1 052 417 332,04
27040010	Coke & semicoke of coal	1 890 900,00
27079990	Other carbon black feedstock & creosote oils	2 933 780,43
33019090	Essential oils other than HS 3301.12.00 to 3301.90.10	8 101,53
39069020	Other Poly(methyl methacrylate) In dispersion	5 775,00

HS 8 Digit		Nilai (US\$)/ Value (US\$)
39241090	Tableware and kitchenware, of plastics	3 219,38
39249090	Other household articles, of plastics	45,54
39251000	Reservoirs, tanks, vats and similar containers, of a capacity exceeding 300 l, of plastics	716,67
40169110	Mats of vulcanised rubber other than hard rubber	317,40
44072511	Tropical wood of dark red maranti, light red meranti & meranti bakau, planed, sanded or end-joint	403 758,09
44072931	Tropical wood of kempas (<i>Koompassia</i> spp), planed, sanded or end-joint	22 024,51
44089090	Other than face veneer sheets, of non-coniferous and other than tropical wood	1 132 922,52
44092200	Non-coniferous of tropical wood continuously shaped along any of its edge, ends/faces, won planed, sanded or end-jointed	1 090 531,82
44123100	Oth plywood, consis solely sheets of wood (exc bamboo), each ply ≤ 6 mm thick, w/at least one outer ply of tropical wood	57 077 183,86
44129400	Oth plywood, consis solely of sheets of wood (oth thn bamboo), each ply >6 mm thickness, Blockboard, laminboard & battenboard	610 106,40
44129990	Other plywood, except bamboo, each ply more than 6 mm thickness, other than HS code 4412.99.10 - 4412.99.30	191 495,69

HS 8 Digit		Nilai (US\$)/ Value (US\$)
46019490	Other than fans and handscreens, frames and handles therefor, and parts thereof of other vegetable materials	27,60
48191000	Cartons, boxes and cases, of corrugated paper or paperboard	892,50
61019000	Men/boys' over/ear-coat,cape,wind-cheater/jacket & similar,knitted/crocheted,oth heading 61.03,of oth textile material	352,17
61051000	Men's or boys' shirts, knitted or crocheted, of cotton	479,04
61069000	Women's or girls' blouses, shirts & shirt-blouses, knitted/crocheted, of other textile materials	12 088,81
61091010	T-shirts,singlets and other vests,knitted or crocheted,ofcotton, for men or boys	488,00
62113990	Oth garment,of oth textile material,men's/boys',exc use forprotec from fire/chemical/radiation/for fencing/wrestling	6 800,35
63064090	Pneumatic mattresses oth than cotton	316,23
65010000	Hat-forms/bodies, hood of felt, not block shape, not brims,plateaux,manchons (including slit manchons), of felt.	13,80
73041100	Line pipe used for oil/gas pipelines of stainless steel	1 015,00
73089099	Other guardrails of iron or steel	20 064,10

HS 8 Digit		Nilai (US\$)/ Value (US\$)
73101099	Other tank,cask,drum,can,boxe&similar,capacity>50L< =300L,not tinline,steel casting,forging/stamping in rough state	17 535,00
73239110	Kitchenware of cast iron, not enamelled	1 216,91
73239310	Kitchenware of stainless steel	3 702,92
73239990	Tableware,kitchenware/oth household articles&parts thereof,of iron other than stainless steel and cast iron	3 638,33
83062990	Statuetes and other ornamen of iron or steel	43,40
85012029	Universal AC/DC motor oth than for AC,refrigerator,washing mach, electr. Dom. appl.,storage wtr heater an output> 1 kW	2 656,50
85363010	Lightning arresters for protecting electrical circuits	385,00
94041000	Mattress supports	944,84
94049090	Other articles of bedding&similar furnishing	5 714,34
95044000	Playing cards	207,00
96031020	Brooms consisting of twig/oth vegetable materials boundtogether	132,78
96039020	Hand-operated mechanical floor sweepers, not motorised	86,94
Grand Total		1 694 975.298,54

Tabel/ Table 12. Ekspor Kalimantan Utara Melalui Pelabuhan Luar Kalimantan Utara 2021 /
Kalimantan Utara's Export Trough Outer Kalimantan Utara's Ports in 2021

HS 8 Digit		Berat (Kg)/ Weight (Kg)	Nilai (US\$)/ Value (US\$)
BALI		5,30	34,88
99991000	Postal packages n.c.a.k	5,30	34,88
DKI JAKARTA		2 315 127,83	2 825 250,94
3038919	Oth marine fish, frozen, excl. edible fish offal of subheadings 0303.91-99	25 410,00	27 393,43
12122111	Eucheuma spinosum fit for human consumption, dried but not ground	95 690,00	46 817,10
12122112	Eucheuma cottonii fit for human consumption, dried but not ground	1 841 970,00	2 558 208,33
12122113	Gracilaria spp fit for human consumption, dried but not ground	351 950,00	188 761,40
34031919	Oth liquid for other purposes cont petrol oil or bituminous mineral oils	4,40	25,30
44123100	Oth plywood,consis solely sheets of wood(exc bamboo),each ply <= 6 mm thick,w/at least one outer ply of tropical wood	10,40	9,07
99991000	Postal packages n.c.a.k	93,03	4.036,31
JAWA TIMUR		33 634 958,94	124 153 424,87
3032600	Eels (Anguilla spp), frozen, excl fillets	26 115,20	32 038,27
3035920	Silver pomfrets (Pampus spp), frozen, excl fillets, edible fish offal of subheadings 0303.91 to 0303.99	14 820,00	28 895,42
3038914	Savalai hairtails,belanger's,reeve's&bigeye , frozen, excl. edible fish offal of subheadings 0303.91-99	170 031,70	114 548,37

3038919	Oth marine fish, frozen, excl. edible fish offal of subheadings 0303.91-99	504 997,00	823 419,99
3061490	Other crabs, frozen, fit for human consumption	4 700,00	37 434,94
3061711	Giant tiger prawns (Penaeus monodon) headless, frozen, fit for human consumption	4 800 966,76	66 745 720,74
3061719	Giant tiger prawns (Penaeus monodon) with head, frozen, fit for human consumption	396 073,03	5 686 412,74
3061790	Other shrimps and prawns, frozen, fit for human consumption	2 198 934,98	17 298 108,24
3075200	Octopus (Octopus spp), Frozen	29 600,00	72 406,00
3083040	Jellyfish (rhopilema spp), dried, salted or in brine	356 762,00	809 765,95
8013100	Cashew nuts In shell	165 000,00	234 220,50
9024090	oth black tea (fermented) and oth partly fermented tea, whether or not flavoured, oth leaves	4 104,40	34 913,32
12122112	Eucheuma cottonii fit for human consumption, dried but not ground	4 169 000,00	5 689 093,90
12122113	Gracilaria spp fit for human consumption, dried but not ground	710 580,00	977 907,00
13023913	Carrageenan, alkali treated carrageenan chips (ATCC)	75 000,00	469 662,00
16052100	Shrimps and prawns, prepared or preserveed, not in airtight container	54 060,00	425 853,00
16052990	oth prepared or preserved shrimps and prawns, nec in 16052100-16052930, in airtight container	425 043,40	3 674 137,17
17029091	Syrup of sugar, in dry state w/ fructose 50%	6 000,00	6 667,35

17049099	Oth sugar confectionery,not contcocoa, soft,not cont gelatin	16 825,50	30 158,34
18040000	Cocoa butter, fat and oil	5 400,00	14 548,10
18061000	Cocoa powder, containing added sugar or oth sweetening matter	54,00	152,26
18062090	oth chocolate, liquid,paste,granular/ oth bulk form,packing>2kg	1 380,00	4 210,90
19011099	Oth medical foods, preparations for children > 3 years old,w/ cocoa <40%, for retail sale	184 489,20	223 337,32
19019099	oth medical foods	45 558,20	66 248,26
19021940	oth noodles, uncooked, not cont eggs	14 450,00	27 804,61
19023040	oth instant noodles, stuffed, whether or not cooked or othwise prepared	29 554,20	53 348,22
19053110	Sweet biscuits, not containing cocoa	16 753,10	20 493,21
19053120	Sweet biscuits, containing cocoa	10 390,10	18 311,88
19053220	Wafers	5 325,20	8 963,02
19059080	oth crisp savoury food products	5 291,00	6 933,91
21011190	Extracts, essences and concentrates oth than coffee	3 982,50	10 136,15
21012030	Preparations of tea consisting of a mixture of tea, milk powder and sugar	900,00	409,81
21012090	Oth extract,essence,concentrate, of tea or mate & prep milk powder and sugar	3 960,00	17 752,00
21031000	Soya sauce	3 745,00	5 351,58
21032000	Tomato ketchup and oth tomato sauces	3 000,00	1 041,91
21039011	Chilli sauce	6 425,00	6 776,10

21039019	Oth mixed condiments and mixed seasonings	9 211,10	33 297,62
21039029	Oth mixed condiments and mixed seasonings	15 049,00	49 351,91
21069055	oth, composite concentrates for simple dilution with water to make beverages	255,75	62,67
21069099	Other Food preparations not elsewhere specified or included, oth than HS 21069091 - 21069098	3 940,00	4 325,75
22021090	oth than sparkling mineral waters or aerated waters, flavoured	118 476,22	63 049,36
23066090	Palm nuts or kernels, oth than ground or in the form of pellets	100 000,00	45 500,00
23069090	oth than maize (corn) germ	4 052 000,00	3 806 869,37
29224220	Monosodium glutamate (MSG)	18 890,00	33 506,70
34011150	Other soap including bath soap	1 080,00	1 686,87
34011190	Soap&org surf-active prod&prep,form of bars,cakes,mould pcs/shapes,&pap.wad,felt etc,for toilet use exc HS3401.11.40-60	4 073,00	8 722,44
44072511	Tropical wood of dark red maranti,light red meranti & meranti bakau,planed,sanded or end-joint	251 159,00	155 180,49
44092200	Non-coniferous of tropical wood cotinuously shaped along any of its edgee,ends/faces, won planed,sanded or end-jointed	595 408,00	531 142,56
44123100	Oth plywood,consis solely sheets of wood(exc bamboo),each ply <= 6 mm thick,w/at least one outer ply of tropical wood	12 822 118,00	14 833 242,15

44129400	Oth plywood,consis solely of sheets of wood(oth thn bamboo),each ply >6 mm thickness,Blockboard,laminboard & battenboard	205 757,00	128 011,29
44129990	Other plywood, except bamboo, each ply more than 6 mm thickness, other than HS code 4412.99.10 - 4412.99.30	262 694,00	257 041,73
44189990	Other builders' joinery and carpentry of wood, other than of bamboo, other than cellular wood panels	17 423,00	15 210,28
44219996	Barecore other than of bamboo	630 268,00	347 404,98
73219090	Other parts of kerosene stoves/cooking appliances and plate warmers using gas fuel	14 159,10	51 911,11
76151090	Tableware,kitchenware or Other household articles and parts thereof of aluminium	2 517,50	9 567,23
95044000	Playing cards	15 500,00	44 584,36
96190011	Disposable sanitary towel,tanpon,napkinwith an absorbent core of textile	25 708,80	56 573,52
KALIMANTAN TIMUR		44.401.800,00	5 103 918,18
3019952	Grouper	95 800,00	825 568,18
27011900	Coal, whether or not pulverised, but not agglomerated ,other coal	44 306 000,00	4 278 350,00
SULAWESI SELATAN		4.618.020,00	10 205 003,56
3039100	Livers, roes and milt of fish, frozen	36 500,00	213 000,00
3052010	Livers, roes and milt of freshwater fish, dried, salted or in brine	75 500,00	1 308 900,00
3052090	Livers, roes and milt of water marine fish, dried, salted or in brine	119 250,00	2 939 900,00

12122111	Eucheuma spinosum fit for human consumption, dried but not ground	47 890,00	26 142,35
12122112	Eucheuma cottonii fit for human consumption, dried but not ground	4 036 280,00	5 534 802,21
12122113	Gracilaria spp fit for human consumption, dried but not ground	302 600,00	182 259,00
Grand Total		84 969 912,06	142 287 632,43

<https://kaltara.bps.go.id>

DATA

MENCERDASKAN BANGSA

Enlighten The Nation



BADAN PUSAT STATISTIK
PROVINSI KALIMANTAN UTARA
BPS-STATISTICS OF KALIMANTAN UTARA PROVINCE

Jl. H. Masykur RT 19, Tanjung Selor Hilir, 77212
Telp: (0552) 2035120, *email*: bps6500@bps.go.id
homepage: <http://kaltara.bps.go.id>

